Subject: RE: FW: FOIA Request NV-DA-20-0616 and FOIA Request NV-DA-20-0615
Date: Thursday, November 16, 2023 at 5:34:34 PM Eastern Standard Time
From: Dept Admin
To: AO Records, Dept Admin

EXTERNAL SENDER

Hi,
The upload just finished. You should have everything for your public records request. With this response we will consider this request closed. Have a good one. 😊

Thanks,
Mary

From: AO Records <records@americanoversight.org>
Sent: Thursday, November 16, 2023 2:05 PM
To: Dept Admin <deptadmin@admin.nv.gov>
Subject: Re: FW: FOIA Request NV-DA-20-0616 and FOIA Request NV-DA-20-0615

WARNING - This email originated from outside the State of Nevada. Exercise caution when opening attachments or clicking links, especially from unknown senders.

Hi,

I hope that all is well. Are you able to upload the responsive documents to the following links?

FOIA Request NV-DA-20-0615: https://www.dropbox.com/request/1eLIFnSAprex9VK539fP

FOIA Request NV-DA-20-0616: https://www.dropbox.com/request/0fGJjppnoUniXXep28qq

Best,
Eva

From: Dept Admin <deptadmin@admin.nv.gov>
Date: Thursday, November 16, 2023 at 12:33 PM
To: AO Records <records@americanoversight.org>, Dept Admin <deptadmin@admin.nv.gov>
Subject: RE: FW: FOIA Request NV-DA-20-0616 and FOIA Request NV-DA-20-0615

EXTERNAL SENDER

Good morning,

AMERICAN OVERSIGHT

Stephanie M. Klapstein

From: Milken Institute <info@milkeninstitute.org>
Sent: Monday, April 23, 2018 7:22 AM
To: Daniel Schwartz
Cc: sldombrowski@nevadatreasurer.gov
Subject: 2018 Milken Institute Global Conference Private Session Reminder

View web version

MILKEN INSTITUTE 2018 GLOBAL CONFERENCE

Private Session Invitation Reminder

Dear Daniel,

We look forward to seeing you at the 21st Annual Milken Institute Global Conference. You were recently invited to participate in a private event or session during the conference and we have not received your response.

You have until 5pm PST on Wednesday, April 25, 2018 to access the below portal to make your selection.

CLICK HERE TO BUILD YOUR PRIVATE SESSION ITINERARY

Please save this link to view your private event or session itinerary in the future for easy reference.

Invitations are non-transferable and will be confirmed on a first-come, first-served basis.

AMERICAN OVERSIGHT

If you'd prefer not to receive email like this from Milken Institute in the future, please click here to opt-out .

Your privacy is important to us. Please review the Milken Institute Privacy Policy.

#MIGlobal

MILKEN INSTITUTE
SANTA MONICA | WASHINGTON | LONDON | SINGAPORE

© 2018 Milken Institute. All rights reserved.
1250 Fourth Street | Santa Monica, CA 90401 | +1 310 570 4600

powered by cvent

AMERICAN OVERSIGHT

Stephanie M. Klapstein

From: dionna_kiernan@ios.doi.gov on behalf of PILT, DOI <doi_pilt@ios.doi.gov>
Sent: Monday, January 08, 2018 7:26 AM
To: Kathie Lynch; Andy Taylor; Debbi Kruse; katherine.eldemar@alaska.gov; melissa.taylor@alaska.gov; Autumn Hemphill; Doris Smith; Taryn Stangle; Michael Matthews; Kim Tarvin; Anne Kato; Jill Kanemasu; Christian Okoye; krios@sco.ca.gov; Solheim, Dennis; CA Deptof Finance - Main; Bryan Brune; Cindy Johnson; Kerri Hunter; Monica Martinez - GA; Henry Hung; Kalafa,David; Christian Weiss; Iqbal, Saba; Hoover, Lisa; April Renfro; Jim Combo; Debbie Fortman; Florence, Doug; Zachery Jackson; Courtney Everett; settlements@auditor.in.gov; Janette Martin; CaSandra Stallard; Nick Boudreaux; Mary Katheryn Drago; Jeff Chetkauskas; David R. Brinkley; Ashley Grizzell; Sharon Schafer; Gosselin, Cathy A; Price, Linda (DNR); Henderson, Amy (DNR); SalmanJ@michigan.gov; FlynnE@michigan.gov; Monty Larson; judy.cammack@state.mn.us; Jason Quon; AngelaTemple; Jessica Opie; Karen McCann; Farrell,Libbie; Mark Bruno; Janice Eret; Timothy Hill; PamRobinson; Janet E. Murphy; mvillden@gov.nv.gov; jwells@finance.nv.gov; Brenda L. Suazo-Giles; Rick.Lopez3 @state.nm.us; NY Dept ofBudget - Main; Suppies, Elizabeth (BUDGET); joseph.miner@budget.ny.gov; ArenthaDickerson; markisha.baker@osc.nc.gov; Ryan Skor; mhquintus@nd.gov; nicreis@nd.gov; PattinaCollins-Paisley; Michael Eberhardt; Sherian C. Kerlin; charles.hover@treasurer.ok.gov; AubreyGesner; FEHL Jeffrey * DAS; Mike Burns; Ron Kutney; dnovak@pa.gov; akiehl@pa.gov; Sue Moss; Kennedy, George; Terry Miller; Amanda McGraw; LindseyWolfenberger; Jessica Williams; juan.deluna@cpa.texas.gov; juan.ramirez@cpa.texas.gov; Macy.Douglas@cpa.texas.gov; Texas TreasuryMain; John Reidhead; Richard Beckstead; John Booth; Dan Currier; Bobby.Eddleton@doa.virginia.gov; Martha Mavredes; George Strudgeon; David.VonMoll@doa.virginia.gov; Randy.mccabe@doa.virginia.gov; Sharon.Lawrence@doa.virginia.gov; Kent.Dickey@doe.virginia.gov; Valerie.Thomson@deq.virginia.gov; Virginia Auditor of Public Accounts Main; Donna Harrington; Russell Rollyson; Sara Debrujin; Patrick.Kirsop@wisconsin.gov; Mary.Teves@wisconsin.gov; Pam Robinson; maryann.schwalbendorf@wyo.gov; jeff.vogel@wyo.gov
Subject: 2018 Payments in Lieu of Taxes (PILT) Data Call-Prior Year Payment
Attachments: Enclosure 1_userguide_PILT2018.pdf; Enclosure 2 _PILT2018.pdf; Enclosure 3_PILT2018 Final.xlsx; Enclosure 4_Reconciliation_PILT2018 Final.xlsx

Greetings!

The Department of the Interior is currently collecting the information necessary to make the 2018 annual payment under the Payments in Lieu of Taxes (PILT) Act. The enclosed materials contain the guidance and templates you will need to provide this information.

The Department is currently operating under a Continuing Resolution, so future Congressional action will determine whether full-year appropriations are available for the 2018 PILT program. Pending appropriation, PILT payments are scheduled to be issued on or before July 1, 2018. Local governments within your state should receive their payments on time, provided the requested information is furnished by **February 8, 2018.** The enclosed materials contain the instructions and forms you will need to report this information to us.

Delays in receiving this information by the requested date may compromise the Department's ability to issue on time payments to local governments. If you are unable to meet this deadline, please contact the PILT program office as soon as possible to request an extension.
For the FY 2018 data call, the Department will be collecting data electronically. The following documents are required by the Department in order to calculate PILT payments. The completed package will contain:

1. A statement signed by the Governor, or a designated official, certifying the enclosed information is correct.

AMERICAN OVERSIGHT

2. A completed Enclosure 3 template detailing the allocation of prior year payments to counties/units of local government.
3. Either a completed Enclosure 4 template or an accompanying explanation of any differences between the amounts reported on Enclosure 2 and the amounts reported by the state in Enclosure 3.
4. Supporting documentation (e.g. copies of statutes, policy, etc.) regarding relevant state laws that govern how Federal revenue sharing payments should be used, including those amounts that do not flow through the state, but are received by the local units directly.
5. Any state legislation, policy decisions, county name changes, etc. effective after July 1, 2017 which may impact PILT payments.

The completed certification package, including all supporting information outlined above, should be emailed to doi_pilt@ios.doi.gov by **February 8, 2018.**

In order to better support you in providing the requested information, the PILT Team will be offering web-based training in the coming weeks. Information about the date and time will be sent out next week. Please contact Ms. Dionna Kiernan of the Department's Office of Budget at (202) 513-7783 or via e-mail at doi_pilt@ios.doi.gov, with any questions about these materials.

We appreciate the excellent cooperation you and your staff provide to us each year. Your efforts are instrumental in making the program a success.

Thank you,

PILT Program Office

AMERICAN OVERSIGHT

NV-DA-20-0615-A-000004

USER GUIDE FOR PROVIDING PILT DATA TO THE DEPARTMENT OF THE INTERIOR

The Payment in Lieu of Taxes (PILT) Act specifies the Chief Executive Officer of a state shall submit to the Secretary of the Interior a listing of the amounts transferred by the state to each unit of local government out of amounts received under a payment law.

The information furnished to the Department of the Interior is for the purpose of calculating the PILT payment for each county within the state.

This user guide was created to assist you with completing that task. It provides guidance on entering the requested data into the Enclosure 3 spreadsheet attachment you received as part of the Department of the Interior's data call; reconciling any differences between Enclosure 2 and Enclosure 3 on the Enclosure 4 (Reconciliation Balance Sheet) spreadsheet; and on the Certification requirements as well as the submission process.

ENCLOSURE 3

The information you enter on the Enclosure 3 spreadsheet is the revenue sharing amounts passed through to counties in your state during the period **October 1, 2016 through September 30, 2017.** Any amounts received but not passed through to local units of government during the period should be noted and included in next year's report.

The following screen shot is an example of the Enclosure 3 attachment:

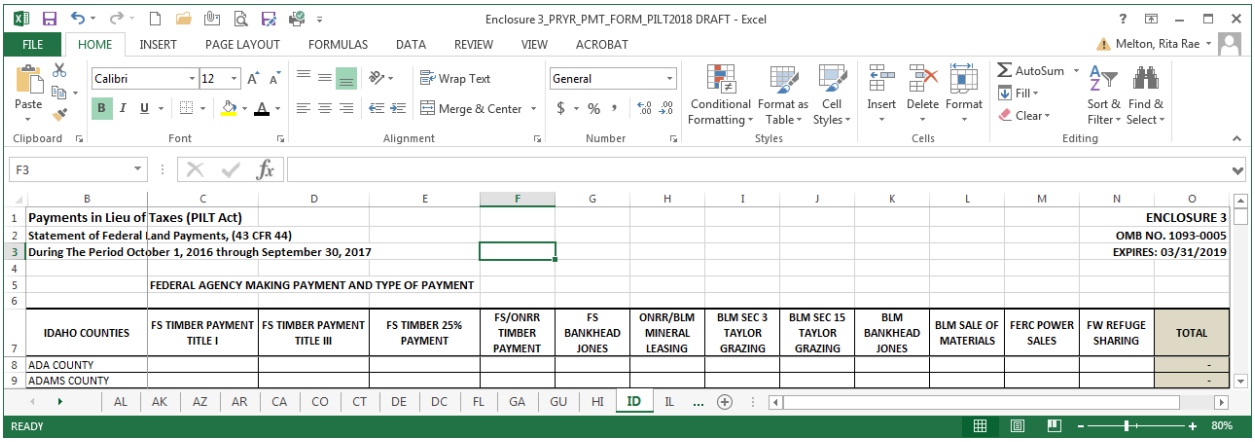

A description for each column in the spreadsheet is provided below:

Column B – STATE/COUNTY

Enclosure 3 is state specific. It contains tabs for each state containing information specific to the state selected. To select your state, click on the tab that contains your state abbreviation. In the example given, the ID tab is selected.

Since the tab selected on the spreadsheet is for the State of Idaho, the counties presented in column B on Enclosure 3 are those local units of government (counties) specific to Idaho. If a county in your state received funds for the first time and is not listed on the spreadsheet,

AMERICAN OVERSIGHT

please enter the county's name at the bottom of the spreadsheet and note that it is a new county.

Overview of Columns C through N

Columns C through N on the Enclosure 3 spreadsheet (displayed below) list the Federal Agency making the payment and the type of payment made. A description for each of these columns will be provided in more detail in the following pages.

	B	C	D	E	F	G	H	I	J	K	L	M	N	O
1	Payments in Lieu of Taxes (PILT Act)													ENCLOSURE 3
2	Statement of Federal Land Payments, (43 CFR 44)													OMB NO. 1093-0005
3	During The Period October 1, 2016 through September 30, 2017													EXPIRES: 03/31/2019
4														
5		FEDERAL AGENCY MAKING PAYMENT AND TYPE OF PAYMENT												
6														
7	IDAHO COUNTIES	FS TIMBER PAYMENT TITLE I	FS TIMBER PAYMENT TITLE III	FS TIMBER 25% PAYMENT	FS/ONRR TIMBER PAYMENT	FS BANKHEAD JONES	ONRR/BLM MINERAL LEASING	BLM SEC 3 TAYLOR GRAZING	BLM SEC 15 TAYLOR GRAZING	BLM BANKHEAD JONES	BLM SALE OF MATERIALS	FERC POWER SALES	FW REFUGE SHARING	TOTAL

The federal agencies and the type of payments they make are:

- Forest Service (FS) – Timber (Title I, Title III, and 25% Payment) and Bankhead Jones
- Office of National Resources Revenue (ONRR) – Timber and Mineral Leasing
- Bureau of Land Management (BLM) – Mineral Leasing, Taylor Grazing, Bankhead Jones and Sale of Materials
- Federal Energy Regulatory Commission (FERC) – Power Sales
- Fish and Wildlife Service (FW) – Refuge Revenue Sharing

To ensure the totals reported on the Enclosure 3 spreadsheet reflect the total amount of funds received, please refer to the Enclosure 2 attachment included in the data call for the total amount received by all counties.

Enclosure 2 details Federal payments by state made to either the state or to local units directly. Locate your state within the spreadsheet to obtain the information needed.

In our example below, Idaho is located on line 24 in the 2018 Enclosure 2 spreadsheet.

	A	B	C	D	E	F	I	J	K	L	M	N	O	P
1		PRIOR YEAR PAYMENTS RECEIVED BY THE STATE AND LOCAL GOVERNMENTS												ENCLOSURE 2
2		DURING THE PERIOD OCTOBER 1, 2016 THROUGH SEPTEMBER 30, 2017												
3														
4														
5		FS	FS	FS	ONRR	FS	ONNR/BLM	BLM SEC 3	BLM SEC 15	BLM	BLM	FERC	FW REF	
6		TIMBER	TIMBER	TIMBER	FS TIMBER	BANKHEAD	MINERAL	TAYLOR	TAYLOR	BANKHEAD	SALE OF	POWER	REVENUE	
7		PAYMENT	PAYMENT	PAYMENT	PAYMENT	JONES	LEASING	GRAZING	GRAZING	JONES	MATERIALS	SALES	SHARING	
8	STATE	TITLE I	TITLE III	25% PAYMENT									RESERVE AREAS	TOTAL
9													ONLY	
23	HAWAII						$0					$0		$0
24	IDAHO			$2,196,688	$104	$2,653	$5,072,120	$213,288	$28,715		$33,383	$129,344	$128	$7,676,423

Please enter the amounts received by the county into the appropriate column on your Enclosure 3 spreadsheet for the corresponding agency the amount was received from.

To continue with our example, the FWS reported payments of $128 to Idaho for Refuge Revenue Sharing. On the Enclosure 3 spreadsheet, Idaho shall report the amount each county received under column N entitled "FW Revenue Sharing". For the purpose of this example, let's say the following amounts were passed through to the following counties by Idaho:

Canon County - $50
Owyhee County - $35
Payette County - $18
Washington County - $25

The amount received by the county should be entered on the Enclosure 3 spreadsheet as follows:

AMERICAN OVERSIGHT

	B	C	D	E	F	G	H	I	J	K	L	M	N
1	Payments in Lieu of Taxes (PILT Act)												E
2	Statement of Federal Land Payments, (43 CFR 44)												OMB N
3	During The Period October 1, 2016 through September 30, 2017												EXPIRES
4													
5		FEDERAL AGENCY MAKING PAYMENT AND TYPE OF PAYMENT											
6													
7	IDAHO COUNTIES	FS TIMBER PAYMENT TITLE I	FS TIMBER PAYMENT TITLE III	FS TIMBER 25% PAYMENT	FS/ONRR TIMBER PAYMENT	FS BANKHEAD JONES	ONRR/BLM MINERAL LEASING	BLM SEC 3 TAYLOR GRAZING	BLM SEC 15 TAYLOR GRAZING	BLM BANKHEAD JONES	BLM SALE OF MATERIALS	FERC POWER SALES	FW REFUGE SHARING
20	CAMAS COUNTY												50
44	OWYHEE COUNTY												35
45	PAYETTE COUNTY												18
51	WASHINGTON COUNTY												25

Please enter the amount each county received in number format rounded to the nearest dollar (rounding up for amounts .50 and higher and round down for amounts .49 and lower). Please do not submit cents.

The **"pass through"** amounts reported by your state should take into consideration the following summarized Comptroller General's Decision number B-167553:

1. Payments to units of local government under the PILT Act are to be reduced only by the amounts of payments actually received by the units of local government. Thus, Federal revenues paid to a state and distributed by the state directly to a politically and financially independent school district or other independent districts should not be deducted from payments to that unit of local government. Payments to other single or special purpose districts should be treated in a similar manner.

2. Federal revenues should not be considered "received" by the unit of local government when paid to a state then distributed by the state to a unit of local government with the requirement by state law to pass these revenues directly to a politically and financially independent school district. These payments should not be deducted from payments to that unit of local government unless that unit is legally responsible for provision of school services and has collected other tax revenues for that purpose. Payments passed through to other special or single purpose districts should be treated in a like manner.

Amounts reported by your state as being passed through to local governments will be used to calculate the county's PILT payment within your state.

Column C, D and E – FS TIMBER PAYMENT TITLE I, III AND 25% PAYMENT

These columns on the spreadsheet are the payments received by the Forest Service for timber harvesting. Amounts can be found under columns B, C and D entitled FS Timber Payment Title I, FS Timber Payment Title III, and FS Timber Payment Title 25% on Enclosure 2.

Timber payments made by the Forest Service under the Secure Rural Schools and Community Self-Determination Act of 2000 law should be included on this report. A summary is as follows:

> Title I requires a county that elects to receive its share of the "full payment amount", and would receive $100,000 or more, to spend no less than 80 and no more than 85 percent of the funds in the same manner as the original timber fund payment was expended (for schools and roads with the amount to independent schools not being deducted from PILT). The county is also required to reserve the remaining 15 to 20 percent of its share for one or more of the following purposes: projects under Title II; projects under Title III; or both. A county that elects to receive its share of the "full payment amount" and that will receive less than $100,000 may elect to spend all of its funds in the same manner as the original twenty-five percent funds are expended.

As a result of delayed disbursements some counties will be reporting payments under the Secure

AMERICAN OVERSIGHT

Schools and Roads Act, all other counties received their payment under the 25% Timber Act, the amounts reported under this column should include the following:

1. The roads portion of both the FS Timber payments (if the county has elected to continue this method) and Title I payments under the Secure Schools and Roads Act (if the county has elected this method) and;

2. The roads portion of any timber payments made by the Office of Natural Resources Revenue.

Payments received by counties under Title II of the Secure Schools and Roads Act should not be reported, since they are not deductible for PILT purposes.

In addition, all Title III payments received by the county under the Secure Schools and Roads Act are deductible under PILT and should be entered, in total, under this column.

Column F – FS/ONRR TIMBER PAYMENT

This column is necessary because the Office of Natural Resources Revenue is responsible for making some of the timber payments formerly made by the U.S. Forest Service. The timber payments made by ONRR are made by wire transfer and are included with the monthly ONRR mineral leasing payments to states under the heading "NFF" (National Forest Fund).

Column G – FS BANKHEAD JONES

Payments received by the county from the Forest Service under the Bankhead Jones Act should be entered under this column.

Column H – ONRR/BLM MINERAL LEASING

Amounts received by the county from the Office of National Resources Revenue and the Bureau of Land Management for mineral leasing should be entered under this column.

Column I – BLM SEC 3 TAYLOR GRAZING

Payments received from the Bureau of Land Management for Section 3 of the Taylor Grazing Act by the county are entered under this column.

Column J – BLM SEC 15 TAYLOR GRAZING

Payments received from the Bureau of Land Management for Section 15 of the Taylor Grazing Act by the county are entered under this column.

Column K – BLM BANKHEAD JONES

Payments received by the county from the Bureau of Land Management under the Bankhead Jones Act should be entered under this column.

Column L – BLM SALE OF MATERIALS

Amounts received by the county from the Bureau of Land Management for the Sale of Materials should be entered under this column.
Column M – FERC POWER SALES

AMERICAN OVERSIGHT

Payments received from the Federal Energy Regulatory Commission for power sales by the county are entered under this column.

Column N – FW REFUGE REVENUE SHARING

Payments received under the Refuge Revenue Sharing Act by the county from the Fish and Wildlife Service are entered under this column.

Column O – TOTAL

Do not enter data into this column. The cell contains a formula summing the total amount of payments made to a county by all corresponding Federal agencies.

ENCLOSURE 4

Enclosure 4 is a Reconciliation Balance Sheet to assist you in reconciling differences, if any, between the amounts reported as paid to states on the Enclosure 2 spreadsheet by corresponding Federal agencies and the payment amounts "passed through" to counties by the states as reported on Enclosure 3.

For example, according to Enclosure 2, BLM reported the State of Idaho received funds in the amount of $33,383 for the Sale of Materials. Since $33,383 was reported on Enclosure 2 for the State of Idaho, the State of Idaho should report all the counties that received those funds on Enclosure 3. If the total amount reported for all the counties totals $33,383, there is no difference to reconcile. If Idaho reports the total amount of funds received for all counties on Enclosure 3 is $33,000 vs the $33,383 reported on Enclosure 2, Idaho must provide a detailed explanation for the difference on Enclosure 4 by county.

Using the Enclosure 4 is not a requirement, however, any differences between the amounts reported on Enclosure 2 reported by the Federal agencies and Enclosure 3 amounts provided by your state must be explained.

Completing the Enclosure 4 does not eliminate the requirement for a detailed explanation of any variances between Enclosure 2 and 3 in the Certification Statement.

The following screen shot is an example of the Enclosure 4 attachment:

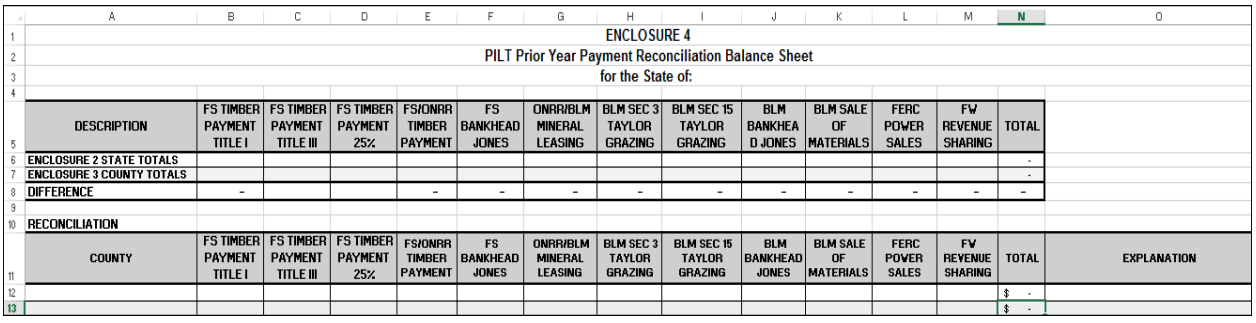

ENCLOSURE 4
PILT Prior Year Payment Reconciliation Balance Sheet
for the State of:

DESCRIPTION	FS TIMBER PAYMENT TITLE I	FS TIMBER PAYMENT TITLE III	FS TIMBER PAYMENT 25%	FS/ONRR TIMBER PAYMENT	FS BANKHEAD JONES	ONRR/BLM MINERAL LEASING	BLM SEC 3 TAYLOR GRAZING	BLM SEC 15 TAYLOR GRAZING	BLM BANKHEAD JONES	BLM SALE OF MATERIALS	FERC POWER SALES	FW REVENUE SHARING	TOTAL
ENCLOSURE 2 STATE TOTALS													-
ENCLOSURE 3 COUNTY TOTALS													-
DIFFERENCE	-			-	-	-	-	-	-	-	-	-	-

RECONCILIATION

COUNTY	FS TIMBER PAYMENT TITLE I	FS TIMBER PAYMENT TITLE III	FS TIMBER PAYMENT 25%	FS/ONRR TIMBER PAYMENT	FS BANKHEAD JONES	ONRR/BLM MINERAL LEASING	BLM SEC 3 TAYLOR GRAZING	BLM SEC 15 TAYLOR GRAZING	BLM BANKHEAD JONES	BLM SALE OF MATERIALS	FERC POWER SALES	FW REVENUE SHARING	TOTAL	EXPLANATION
													$ -	
													$ -	

An explanation for completing Enclosure 4 is outlined in the following pages.

Row 3

AMERICAN OVERSIGHT

To easily identify the state submitting the Enclosure 4 spreadsheet, please populate your state name in this row. Enter your state name after "for the State of:" heading as shown below.

for the State of: Idaho

Row 6 - Columns B through M

Enter the amounts listed corresponding to the column headings in the Enclosure 2 spreadsheet for your state.

For example, transfer the total amounts from cells B24 through M24 listed in Enclosure 2 for the State of Idaho (displayed below) to cells B6 through M6 in Enclosure 4 (displayed below).

Enclosure 2:

	A	B	C	D	E	F	I	J	K	L	M	N	O	P
1		PRIOR YEAR PAYMENTS RECEIVED BY THE STATE AND LOCAL GOVERNMENTS												ENCLOSURE 2
2		DURING THE PERIOD OCTOBER 1, 2016 THROUGH SEPTEMBER 30, 2017												
3														
4														
5		FS	FS	FS	ONRR	FS	ONNR/BLM	BLM SEC 3	BLM SEC 15	BLM	BLM	FERC	FW REF	
6		TIMBER	TIMBER	TIMBER	FS TIMBER	BANKHEAD	MINERAL	TAYLOR	TAYLOR	BANKHEAD	SALE OF	POWER	REVENUE	
7		PAYMENT	PAYMENT	PAYMENT	PAYMENT	JONES	LEASING	GRAZING	GRAZING	JONES	MATERIALS	SALES	SHARING	
8	STATE	TITLE I	TITLE III	25% PAYMENT									RESERVE AREAS	TOTAL
9													ONLY	
23	HAWAII						$0					$0		$0
24	IDAHO			$2,196,688	$104	$2,653	$5,072,120	$213,288	$28,715		$33,383	$129,344	$128	$7,676,423

Enclosure 4:

	A	B	C	D	E	F	G	H	I	J	K	L	M	N
1	ENCLOSURE 4													
2	PILT Prior Year Payment Reconciliation Balance Sheet													
3	for the State of: Idaho													
4														
5	DESCRIPTION	FS TIMBER PAYMENT TITLE I	FS TIMBER PAYMENT TITLE III	FS TIMBER PAYMENT 25%	FS/ONRR TIMBER PAYMENT	FS BANKHEAD JONES	ONRR/BLM MINERAL LEASING	BLM SEC 3 TAYLOR GRAZING	BLM SEC 15 TAYLOR GRAZING	BLM BANKHEAD JONES	BLM SALE OF MATERIALS	FERC POWER SALES	FW REVENUE SHARING	TOTAL
6	ENCLOSURE 2 STATE TOTALS	-	-	2,196,688	104	2,653	5,072,120	213,288	28,715		33,383	129,344	128	7,676,423
7	ENCLOSURE 3 COUNTY TOTALS	-	-	-	-	-	-	-	-	-	-	-	-	-
8	DIFFERENCE	-	-	2,196,688	104	2,653	5,072,120	213,288	28,715	-	33,383	129,344	128	7,676,423

Do not enter data into cell N6 on the Enclosure 4 spreadsheet. This cell contains a formula that automatically sums up the amounts in cells B6 through M6. This amount should correspond (equal) the total amount listed in cell N24 of the Enclosure 2 spreadsheet as circled above.

Row 7 - Column B through N

Enter the amounts listed corresponding to the column headings in the Enclosure 3 spreadsheet for your state.

For example, transfer the total amounts from cell C54 through N54 listed in Enclosure 3 for the State of Idaho (displayed below) to cells B7 through M7 in Enclosure 4 (displayed below).

Enclosure 3:

	B	C	D	E	F	G	H	I	J	K	L	M	N	O
1	Payments in Lieu of Taxes (PILT Act)													ENCLOSURE 3
2	Statement of Federal Land Payments, (43 CFR 44)													OMB NO. 1093-0005
3	During The Period October 1, 2016 through September 30, 2017													EXPIRES: 03/31/2019
4														
5	FEDERAL AGENCY MAKING PAYMENT AND TYPE OF PAYMENT													
6														
7	IDAHO COUNTIES	FS TIMBER PAYMENT TITLE I	FS TIMBER PAYMENT TITLE III	FS TIMBER PAYMENT 25%	FS/ONRR TIMBER PAYMENT	FS BANKHEAD JONES	ONRR/BLM MINERAL LEASING	BLM SEC 3 TAYLOR GRAZING	BLM SEC 15 TAYLOR GRAZING	BLM BANKHEAD JONES	BLM SALE OF MATERIALS	FERC POWER SALES	FW REVENUE SHARING	TOTAL
53	WASHINGTON COUNTY			111999			1535						25	113559
54	TOTAL	-	-	2,096,999	-	-	3,501,535	-	-	-	-	-	128	5,598,662

AL AK AZ AR CA CO CT FL GA HI IA ID IL IN KS KY LA ME MD ...

Enclosure 4:

AMERICAN OVERSIGHT

	A	B	C	D	E	F	G	H	I	J	K	L	M	N
1	ENCLOSURE 4													
2	PILT Prior Year Payment Reconciliation Balance Sheet													
3	for the State of:													
4														
5	DESCRIPTION	FS TIMBER PAYMENT TITLE I	FS TIMBER PAYMENT TITLE III	FS TIMBER PAYMENT 25%	FS/ONRR TIMBER PAYMENT	FS BANKHEAD JONES	ONRR/BLM MINERAL LEASING	BLM SEC 3 TAYLOR GRAZING	BLM SEC 15 TAYLOR GRAZING	BLM BANKHEAD JONES	BLM SALE OF MATERIALS	FERC POWER SALES	FW REVENUE SHARING	TOTAL
6	ENCLOSURE 2 STATE TOTALS			2,196,688	104	2,653	5,072,120	213,288	28,715		33,383	129,344	128	7,676,423
7	ENCLOSURE 3 COUNTY TOTALS			2,096,999			3,501,535						128	5,598,662
8	DIFFERENCE	-	-	99,689	104	2,653	1,570,585	213,288	28,715	-	33,383	129,344	-	2,077,761

Row 7 – Column N

Do not enter data into cell N7. This cell contains a formula that automatically sums up the amounts from cells B7 through M7. This amount should correspond (equal) the total amount listed in your Enclosure 3 circled above.

Row 8 – Columns B through N

Do not enter data into cells B8 through N8 on the Enclosure 4 spreadsheet. These cells contain a formula that automatically calculates the difference between the amount reported by the Federal agencies on Enclosure 2 and the amounts reported by you on Enclosure 3.

These differences must be explained.

Row 10 - Reconciliation

To reconcile any differences on the Enclosure 4 spreadsheet, enter the name of the county and amount of difference in the corresponding columns until all the differences have been explained. Do not enter data into the "Total" or "Difference" cells. These cells contain formulas that automatically calculate totals and differences, if any.

Example of Enclosure 4 Difference Totals **before** Reconciliation:

7	COUNTY TOTALS			2,096,999			3,501,535						128	5,598,662
8	DIFFERENCE	-	-	99,689	104	2,653	1,570,585	213,288	28,715	-	33,383	129,344	-	2,077,761

Example of Enclosure 4 Difference Totals **after** Reconciliation:

7	COUNTY TOTALS			2,196,688	104	2,653	5,072,120	213,288	28,715		33,383	129,344	128	7,676,423
8	DIFFERENCE	-	-	-	-	-	-	-	-	-	-	-	-	-

It is recommended that differences be explained one county at a time starting with the first county listed on the Enclosure 3 spreadsheet for which there is a difference between the total prior year payment and the deductible amount.

For example, the State of Idaho reported that the county of Ada (the first county listed on Idaho's

	B	C	D	E	F	G	H	I	J	K	L	M
1	Payments in Lieu of Taxes (PILT Act)											ENCLOSURE 3
2	Statement of Federal Land Payments, (43 CFR 44)											OMB NO. 1093-0005
3	During The Period October 1, 2015 through September 30, 2016											EXPIRES: 03/31/2019
4												
5		FEDERAL AGENCY MAKING PAYMENT AND TYPE OF PAYMENT										
6												
7	IDAHO COUNTIES	FS TIMBER PAYMENT TITLE I, III AND 25% PAYMENT	FS/ONRR TIMBER PAYMENT	FS BANKHEAD JONES	ONRR/BLM MINERAL LEASING	BLM SEC 3 TAYLOR GRAZING	BLM SEC 15 TAYLOR GRAZING	BLM BANKHEAD JONES	BLM SALE OF MATERIALS	FERC POWER SALES	FW REVENUE SHARING	TOTAL
8	ADA COUNTY				1382							1382

Enclosure 3 spreadsheet) received prior year payments in the amount of $1,382 from ONRR/BLM for Mineral Leasing (displayed below).

AMERICAN OVERSIGHT

Idaho Code, Section 57-1306, states that 90% of the mineral lease receipts are distributed to the Public School Income fund and the other 10% is distributed to the general fund of the counties where the revenue was generated.

In our example, Idaho had received $13,820 for Ada County for mineral leasing. Pursuant to the code, 10% of the $13,820 revenue received ($1,382) was passed through to Ada (as displayed above in Idaho's Enclosure 3) and the remaining 90% ($12,438) was distributed to the Public School Income fund. Since $12,438 was distributed to the schools and not to the county, this amount is recorded on the reconciliation spreadsheet under the corresponding column. A notation for the difference is entered under the "Explanation" column of the spreadsheet as displayed below.

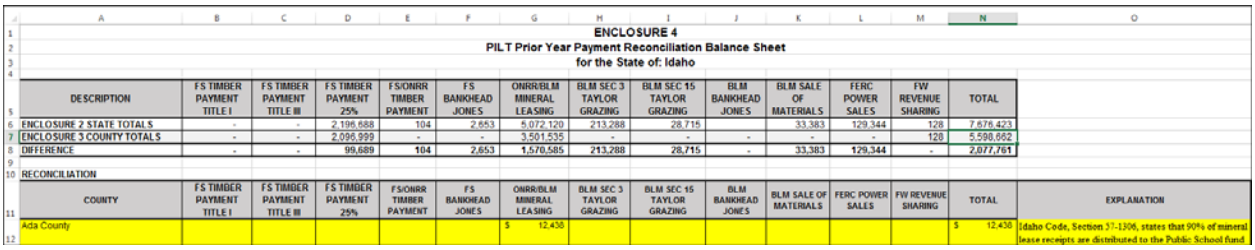

ENCLOSURE 4
PILT Prior Year Payment Reconciliation Balance Sheet
for the State of: Idaho

DESCRIPTION	FS TIMBER PAYMENT TITLE I	FS TIMBER PAYMENT TITLE III	FS TIMBER PAYMENT 25%	FS/ONRR TIMBER PAYMENT	FS BANKHEAD JONES	ONRR/BLM MINERAL LEASING	BLM SEC 3 TAYLOR GRAZING	BLM SEC 15 TAYLOR GRAZING	BLM BANKHEAD JONES	BLM SALE OF MATERIALS	FERC POWER SALES	FW REVENUE SHARING	TOTAL
ENCLOSURE 2 STATE TOTALS	-	-	2,196,688	104	2,653	5,072,120	213,288	28,715		33,383	129,344	128	7,676,423
ENCLOSURE 3 COUNTY TOTALS	-	-	2,096,999	-	-	3,501,535	-	-	-	-	-	128	5,598,662
DIFFERENCE	-	-	99,689	104	2,653	1,570,585	213,288	28,715	-	33,383	129,344	-	2,077,761

RECONCILIATION

COUNTY	FS TIMBER PAYMENT TITLE I	FS TIMBER PAYMENT TITLE III	FS TIMBER PAYMENT 25%	FS/ONRR TIMBER PAYMENT	FS BANKHEAD JONES	ONRR/BLM MINERAL LEASING	BLM SEC 3 TAYLOR GRAZING	BLM SEC 15 TAYLOR GRAZING	BLM BANKHEAD JONES	BLM SALE OF MATERIALS	FERC POWER SALES	FW REVENUE SHARING	TOTAL	EXPLANATION
Ada County						$ 12,438							$ 12,438	Idaho Code, Section 57-1306, states that 90% of mineral lease receipts are distributed to the Public School fund

The corresponding "County Totals" and "Difference" cells located at the bottom of Enclosure 4 will automatically update as amounts are entered. Continue this process until the difference row in the Enclosure 4 is $0.00 indicating that any differences between the Enclosure 2 and 3 totals are reconciled.

CERTIFIED STATEMENT

The Department of the Interior will calculate PILT payments (certify payment computations) only after receiving a statement outlining all land revenue sharing payments that each local government received from the state during the previous fiscal year.

The statement must be signed by the Governor or a designated official of the state in which the local government is located.

The Certification shall include an explanation of any differences between the amounts reported as paid to states on the Enclosure 2 spreadsheet and the amounts reported by the states on the Enclosure 3 spreadsheet.

Explanations shall include the corresponding applicable state laws that govern how amounts received should be used (including those amounts that do not flow through the state but are received by the local units directly) and any state legislation that may have been enacted since July 30, 2017, directing the state to reallocate PILT payments to other smaller units of local government.

SUBMISSION

The following should be submitted by the appropriate state office to the Department of the Interior:

- Certified Statement
- Enclosure 3
- Enclosure 4 or similar reconciliation balance sheet (if applicable)
- Copies of applicable state laws that govern how amounts received should be used

AMERICAN OVERSIGHT

(include those amounts that do not flow through the state but are received by the local units directly).
- Statement that there is no state law that governs how these amounts are to be used if applicable.
- Copy(s) of any state legislation that may have been enacted since July 30, 2017, directing the state to reallocate PILT payments to other smaller units of local government (this information is used to determine if and when the Federal payment should be made to the state government).

The Certified Statement, Enclosure 3, and all supplementary information outlined above should be emailed to doi_pilt@ios.doi.gov by January 23, 2018.

Failure to furnish this information would make it impossible for us to compute and make the in-lieu payments to local governments within your state.

If you have any questions concerning this information request, please call or e-mail Ms. Dionna Kiernan of the DOI Office of Budget on (202) 513-7783 or doi_pilt@ios.doi.gov. Additional information regarding the PILT program as well as a copy of the PILT Act is available at www.doi.gov/pilt/.

AMERICAN OVERSIGHT

PRIOR YEAR PAYMENTS RECEIVED BY THE STATE AND LOCAL GOVERNMENTS
DURING THE PERIOD OCTOBER 1, 2016 THROUGH SEPTEMBER 30, 2017

ENCLOSURE 2

STATE	FS TIMBER PAYMENT TITLE I	FS TIMBER PAYMENT TITLE III	FS TIMBER PAYMENT 25% PAYMENT	ONRR FS TIMBER PAYMENT	FS BANKHEAD JONES	ONRR/BLM MINERAL LEASING	BLM SEC 3 TAYLOR GRAZING	BLM SEC 15 TAYLOR GRAZING	BLM BANKHEAD JONES	BLM SALE OF MATERIALS	FERC POWER SALES	FW REF REVENUE SHARING RESERVE AREAS ONLY	TOTAL
ALABAMA			$578,489	$73,326		$294,594					$75,308		$1,021,717
ALASKA			$533,453			$9,518,191				$86,778	$300,381	$641	$10,439,443
ARIZONA			$1,425,469			$99,969	$72,607	$111,915		$59,760	0		$1,769,720
ARKANSAS			$2,598,042	$391,599		$628,806					$2,619	$30,855	$3,651,922
CALIFORNIA			$9,679,609		$1,114	$30,859,969	$18,358	$61,728		$58,612	$1,184,681		$41,864,070
COLORADO			$5,646,567		$1,568,283	$92,301,558	$76,292	$40,603		$38,461	$14,338	$5,532	$99,691,634
CONNECTICUT											$7,067		$7,067
DELAWARE											$0		$0
DISTRICT OF COLUMBIA											$0		$0
FLORIDA			$733,664			$593,588				$681	$0		$1,327,933
GEORGIA			$144,787								$1,760		$146,547
GUAM											$0		$0
HAWAII											$0		$0
IDAHO			$2,196,688	$104	$2,653	$5,072,120	$213,288	$28,715		$33,383	$129,344	$128	$7,676,422
ILLINOIS			$228,845								$0	$31	$228,876
INDIANA			$43,265	$5,257							$0		$48,523
IOWA											$0	$77	$77
KANSAS					$245,251	$555,821					$0		$801,072
KENTUCKY			$124,714	$169,884							$482		$295,080
LOUISIANA			$1,398,470	$282,411		$609,068					$0		$2,289,949
MAINE			$25,183								$65		$25,247
MARYLAND					$3,024						$0		$3,024
MASSACHUSETTS											$0		$0
MICHIGAN			$2,448,099	$525	$155,869	$76,693					$7,928		$2,689,115
MINNESOTA			$1,297,219	$11,338		$312					$13,537	$315	$1,322,720
MISSISSIPPI			$1,221,399	$642,378		$21,708					$0		$1,885,485
MISSOURI			$1,014,298	$2,020,169							$189		$3,034,656
MONTANA			$2,282,242	$8		$24,059,181	$178,215	$133,457	$348,412	$16,739	$285,022	$16,274	$27,319,549
NEBRASKA			$23,614		$4,518	$8,110		$1,194			$0	$4,655	$42,091
NEVADA			$407,607			$1,534,568	$280,498	$9,057		$245,409	$37	$199	$2,477,375
NEW HAMPSHIRE			$355,646								$0		$355,646
NEW JERSEY											$0		$0
NEW MEXICO			$725,705		$8,546	$456,724,178	$292,027	$197,668	$10,993	$84,079	$47		$458,043,243
NEW YORK			$2,102		$109						$600		$2,811
NORTH CAROLINA			$466,030								$2,194		$468,224
NORTH DAKOTA			$59		$9,826,302	$30,709,492		$7,239			$0	$1	$40,543,093
OHIO			$62,971	$1,522,910	$1,830	$1,966					$0		$1,589,678
OKLAHOMA			$385,674	$4,300	$699,271	$2,227,101		$106		$6,517	$115	$13,432	$3,336,517

AMERICAN OVERSIGHT

PRIOR YEAR PAYMENTS RECEIVED BY THE STATE AND LOCAL GOVERNMENTS
DURING THE PERIOD OCTOBER 1, 2016 THROUGH SEPTEMBER 30, 2017

ENCLOSURE 2

STATE	FS TIMBER PAYMENT TITLE I	FS TIMBER PAYMENT TITLE III	FS TIMBER PAYMENT 25% PAYMENT	ONRR FS TIMBER PAYMENT	FS BANKHEAD JONES	ONRR/BLM MINERAL LEASING	BLM SEC 3 TAYLOR GRAZING	BLM SEC 15 TAYLOR GRAZING	BLM BANKHEAD JONES	BLM SALE OF MATERIALS	FERC POWER SALES	FW REF REVENUE SHARING RESERVE AREAS ONLY	TOTAL
OREGON			$7,061,359		$8,746	$20,611	$171,970	$28,966		$43,662	$410,715	$336	$7,746,365
PENNSYLVANIA			$1,699,023	$1,042	$4,361						$5,218		$1,709,644
PUERTO RICO			$30,718								$143		$30,861
RHODE ISLAND											$0		$0
SOUTH CAROLINA			$1,102,064	$775							$4,397		$1,107,236
SOUTH DAKOTA			$802,800	$14	$70,671	$396,152	$44	$120,240		$46	$0		$1,389,967
TENNESSEE			$163,445			$0					$0		$163,445
TEXAS			$397,361	$1,027,633	$171,118	$419,745					$364		$2,016,222
UTAH			$1,053,594			$73,251,673	$197,965	$258		$44,564	$3,509		$74,551,564
VERMONT			$168,222								$0		$168,222
VIRGIN ISLANDS			$268,769								$0		$268,769
VIRGINIA			$2,316,845	$10,523							$54,665		$2,382,032
WASHINGTON						$2,374		$28,165		$1,677	$1,807,791		$1,840,007
WEST VIRGINIA			$291,110	$329							$938		$292,377
WISCONSIN			$1,279,100								$3,007	$264	$1,282,371
WYOMING			$1,529,125		$868,843	$670,091,607	$202,026	$645,488		$59,773	$517	$186	$673,397,565
ADJUSTMENTS													$0
TOTAL	$0	$0	$54,213,443	$6,164,526	$13,640,510	$1,400,079,154	$1,703,291	$1,414,800	$359,405	$780,140	$4,316,976	$72,926	$1,482,745,172

AMERICAN OVERSIGHT

Payments in Lieu of Taxes (PILT Act)
Statement of Federal Land Payments, (43 CFR 44)
During The Period October 1, 2016 through September 30, 2017

ENCLOSURE 3
OMB NO. 1093-0005
EXPIRES: 03/31/2019

FEDERAL AGENCY MAKING PAYMENT AND TYPE OF PAYMENT

ALABAMA COUNTIES	FS TIMBER PAYMENT TITLE I	FS TIMBER PAYMENT TITLE III	FS TIMBER 25% PAYMENT	FS/ONRR TIMBER PAYMENT	FS BANKHEAD JONES	ONRR/BLM MINERAL LEASING	BLM SEC 3 TAYLOR GRAZING	BLM SEC 15 TAYLOR GRAZING	BLM BANKHEAD JONES	BLM SALE OF MATERIALS	FERC POWER SALES	FW REFUGE SHARING	TOTAL
AUTAUGA COUNTY													-
BALDWIN COUNTY													-
BARBOUR COUNTY													-
BIBB COUNTY													-
CALHOUN COUNTY													-
CHAMBERS COUNTY													-
CHEROKEE COUNTY													-
CHILTON COUNTY													-
CHOCTAW COUNTY													-
CLARKE COUNTY													-
CLAY COUNTY													-
CLEBURNE COUNTY													-
COFFEE COUNTY													-
COLBERT COUNTY													-
CONECUH COUNTY													-
COOSA COUNTY													-
COVINGTON COUNTY													-
DALLAS COUNTY													-
DE KALB COUNTY													-
ELMORE COUNTY													-
ESCAMBIA COUNTY													-
ETOWAH COUNTY													-
FRANKLIN COUNTY													-
GREENE COUNTY													-
HALE COUNTY													-
HENRY COUNTY													-
HOUSTON COUNTY													-
JACKSON COUNTY													-
JEFFERSON COUNTY													-
LAMAR COUNTY													-
LAUDERDALE COUNTY													-
LAWRENCE COUNTY													-
LEE COUNTY													-
LOWNDES COUNTY													-
MACON COUNTY													-
MARENGO COUNTY													-
MARSHALL COUNTY													-
MOBILE COUNTY													-
MONROE COUNTY													-
MONTGOMERY COUNTY													-
MORGAN COUNTY													-
PERRY COUNTY													-
PICKENS COUNTY													-
RANDOLPH COUNTY													-
RUSSELL COUNTY													-
SHELBY COUNTY													-
ST CLAIR COUNTY													-
SUMTER COUNTY													-
TALLADEGA COUNTY													-
TALLAPOOSA COUNTY													-
TUSCALOOSA COUNTY													-
WASHINGTON COUNTY													-
WILCOX COUNTY													-
WINSTON COUNTY													-
TOTAL	-			-	-	-	-	-	-	-	-	-	-

NOTE: AMOUNTS SHOWN ON THIS TABLE REPRESENT PAYMENTS MADE TO STATE OR LOCAL GOVERNMENTS DURING THE TIME PERIOD OF OCTOBER 2016 THROUGH SEPTEMBER 2017.

IF ANY PAYMENTS MADE TO THE STATE WERE NOT DISTRIBUTED TO LOCAL GOVERNMENTS OR WERE NOT DISTRIBUTED TO LOCAL GOVERNMENTS DURING THE OCTOBER 2016 THROUGH SEPTEMBER 2017 TIME PERIOD THEN THOSE PAYMENTS SHOULD NOT BE INCLUDED IN THE SUBMISSION. PLEASE CHECK WITH YOUR STATE TREASURER'S OFFICE TO DETERMINE IF STATE RECEIVED PAYMENTS WERE DISTRIBUTED AND WHEN.

Paperwork Reduction Act Statement The Paperwork Reduction Act of 1995 (44 U.S.C. 3501 et seq.) requires us to inform you that this information is being used to compute payments due units of general local government under the PILT Act (31 U.S.C. 6901-6907). Responses to this request is required to obtain a benefit. The public reporting burden for this collection of information is estimated to average 53 hours per response, including the time required for gathering the data needed and completing the reviewing the collection of information form. Send comments on the burden estimate or on any other aspect of this information collection, including suggestions for reducing this burden, to the Department of the Interior, Office of Budget, MS 4116, 1849 C St. NW, Washington, DC 20240. Under the Paperwork Reduction Act, an agency may not conduct or sponsor, and a person is not required to respond to, a collection of information unless it displays a currently valid OMB control number.

LIST NEW COUNTIES AND CORRESPONDING AMOUNTS BELOW:

AMERICAN OVERSIGHT

Payments in Lieu of Taxes (PILT Act)
Statement of Federal Land Payments, (43 CFR 44)
During The Period October 1, 2016 through September 30, 2017

ENCLOSURE 3
OMB NO. 1093-0005
EXPIRES: 03/31/2019

FEDERAL AGENCY MAKING PAYMENT AND TYPE OF PAYMENT

ALASKA COUNTIES	FS TIMBER PAYMENT TITLE I	FS TIMBER PAYMENT TITLE III	FS TIMBER 25% PAYMENT	FS/ONRR TIMBER PAYMENT	FS BANKHEAD JONES	ONRR/BLM MINERAL LEASING	BLM SEC 3 TAYLOR GRAZING	BLM SEC 15 TAYLOR GRAZING	BLM BANKHEAD JONES	BLM SALE OF MATERIALS	FERC POWER SALES	FW REFUGE SHARING	TOTAL
ALEUTIANS EAST BOROUGH													-
ALEUTIANS WEST CENSUS AREA													-
BETHEL CENSUS AREA													-
BRISTOL BAY BOROUGH													-
DENALI BOROUGH													-
DILLINGHAM CENSUS AREA													-
FAIRBANKS NORTHSTAR BOROUGH													-
HAINES BOROUGH													-
HOONAH-ANGOON CENSUS AREA													-
JUNEAU CITY & BOROUGH													-
KASILVUK CENSUS AREA													-
KENAI PENINSULA BOROUGH													-
KETCHIKAN GATEWAY BOROUGH													-
KODIAK ISLAND BOROUGH													-
LAKE & PENINSULA BOROUGH													-
MATANUSKA SUSITNA BOROUGH													-
MUNICIPALITY OF ANCHORAGE													-
MUNICIPALITY-SKAGWAY													-
NOME CENSUS AREA													-
NORTH SLOPE BOROUGH													-
NORTHWEST ARTIC BOROUGH													-
PETERSBURG BOROUGH													-
PRINCE OF WALES CENSUS AREA													-
S.E. FAIRBANKS CENSUS AREA													-
SITKA CITY BOROUGH													-
VALDEZ/CORDOVA CENSUS AREA													-
WRANGELL BOROUGH													-
YAKUTAT BOROUGH													-
YUKON KOYUKUK CENSUS AREA													-
TOTAL	-			-	-	-	-	-	-	-	-	-	-

NOTE: AMOUNTS SHOWN ON THIS TABLE REPRESENT PAYMENTS MADE TO STATE OR LOCAL GOVERNMENTS DURING THE TIME PERIOD OF OCTOBER 2016 THROUGH SEPTEMBER 2017.

IF ANY PAYMENTS MADE TO THE STATE WERE NOT DISTRIBUTED TO LOCAL GOVERNMENTS OR WERE NOT DISTRIBUTED TO LOCAL GOVERNMENTS DURING THE OCTOBER 2016 THROUGH SEPTEMBER 2017 TIME PERIOD THEN THOSE PAYMENTS SHOULD NOT BE INCLUDED IN THE

Paperwork Reduction Act Statement The Paperwork Reduction Act of 1995 (44 U.S.C. 3501 et seq.) requires us to inform you that this information is being used to compute payments due units of general local government under the PILT Act (31 U.S.C. 6901-6907). Responses to this request is required to obtain a benefit. The public reporting burden for this collection of information is estimated to average 53 hours per response, including the time required for gathering the data needed and completing the reviewing the collection of information form. Send comments on the burden estimate or on any other aspect of this information collection, including suggestions for reducing this burden, to the Department of the Interior, Office of Budget, MS 4116, 1849 C St. NW, Washington, DC 20240. Under the Paperwork Reduction Act, an agency may not conduct or sponsor, and a person is not required to respond to, a collection of information unless it displays a currently valid OMB control number.

LIST NEW COUNTIES AND CORRESPONDING AMOUNTS BELOW:

AMERICAN OVERSIGHT

Payments in Lieu of Taxes (PILT Act)
Statement of Federal Land Payments, (43 CFR 44)
During The Period October 1, 2016 through September 30, 2017

FEDERAL AGENCY MAKING PAYMENT AND TYPE OF PAYMENT

ARIZONA COUNTIES	FS TIMBER PAYMENT TITLE I	FS TIMBER PAYMENT TITLE III	FS TIMBER 25% PAYMENT	FS/ONRR TIMBER PAYMENT	FS BANKHEAD JONES	ONRR/BLM MINERAL LEASING	BLM SEC 3 TAYLOR GRAZING	BLM SEC 15 TAYLOR GRAZING	BLM BANKHEAD JONES	BLM SALE OF MATERIALS	FERC POWER SALES	FW REFUGE SHARING	TOTAL
APACHE COUNTY													-
COCHISE COUNTY													-
COCONINO COUNTY													-
GILA COUNTY													-
GRAHAM COUNTY													-
GREENLEE COUNTY													-
LA PAZ COUNTY													-
MARICOPA COUNTY													-
MOHAVE COUNTY													-
NAVAJO COUNTY													-
PIMA COUNTY													-
PINAL COUNTY													-
SANTA CRUZ COUNTY													-
YAVAPAI COUNTY													-
YUMA COUNTY													-
TOTAL	-			-	-	-	-	-	-	-	-	-	-

NOTE: AMOUNTS SHOWN ON THIS TABLE REPRESENT PAYMENTS MADE TO STATE OR LOCAL GOVERNMENTS DURING THE TIME PERIOD OF OCTOBER 2016 THROUGH SEPTEMBER 2017.

IF ANY PAYMENTS MADE TO THE STATE WERE NOT DISTRIBUTED TO LOCAL GOVERNMENTS OR WERE NOT DISTRIBUTED TO LOCAL GOVERNMENTS DURING THE OCTOBER 2016 THROUGH SEPTEMBER 2017 TIME PERIOD THEN THOSE PAYMENTS SHOULD NOT BE INCLUDED IN

Paperwork Reduction Act Statement The Paperwork Reduction Act of 1995 (44 U.S.C. 3501 et seq.) requires us to inform you that this information is being used to compute payments due units of general local government under the PILT Act (31 U.S.C. 6901-6907). Responses to this request is required to obtain a benefit. The public reporting burden for this collection of information is estimated to average 53 hours per response, including the time required for gathering the data needed and completing the reviewing the collection of information form. Send comments on the burden estimate or on any other aspect of this information collection, including suggestions for reducing this burden, to the Department of the Interior, Office of Budget, MS 4116, 1849 C St. NW, Washington, DC 20240. Under the Paperwork Reduction Act, an agency may not conduct or sponsor, and a person is not required to respond to, a collection of information unless it displays a currently valid OMB control number.

LIST NEW COUNTIES AND CORRESPONDING AMOUNTS BELOW:

AMERICAN OVERSIGHT

Payments in Lieu of Taxes (PILT Act)
Statement of Federal Land Payments, (43 CFR 44)
During The Period October 1, 2016 through September 30, 2017

ENCLOSURE 3
OMB NO. 1093-0005
EXPIRES: 03/31/2019

FEDERAL AGENCY MAKING PAYMENT AND TYPE OF PAYMENT

ARKANSAS COUNTIES	FS TIMBER PAYMENT TITLE I	FS TIMBER PAYMENT TITLE III	FS TIMBER 25% PAYMENT	FS/ONRR TIMBER PAYMENT	FS BANKHEAD JONES	ONRR/BLM MINERAL LEASING	BLM SEC 3 TAYLOR GRAZING	BLM SEC 15 TAYLOR GRAZING	BLM BANKHEAD JONES	BLM SALE OF MATERIALS	FERC POWER SALES	FW REFUGE SHARING	TOTAL
ARKANSAS COUNTY													-
ASHLEY COUNTY													-
BAXTER COUNTY													-
BENTON COUNTY													-
BOONE COUNTY													-
CALHOUN COUNTY													-
CARROLL COUNTY													-
CHICOT COUNTY													-
CLARK COUNTY													-
CLAY COUNTY													-
CLEBURNE COUNTY													-
CLEVELAND COUNTY													-
COLUMBIA COUNTY													-
CONWAY COUNTY													-
CRAIGHEAD COUNTY													-
CRAWFORD COUNTY													-
CROSS COUNTY													-
DALLAS COUNTY													-
DESHA COUNTY													-
FAULKNER COUNTY													-
FRANKLIN COUNTY													-
FULTON COUNTY													-
GARLAND COUNTY													-
GREENE COUNTY													-
HEMPSTEAD COUNTY													-
HOT SPRING COUNTY													-
HOWARD COUNTY													-
INDEPENDENCE COUNTY													-
IZARD COUNTY													-
JEFFERSON COUNTY													-
JOHNSON COUNTY													-
LAFAYETTE COUNTY													-
LEE COUNTY													-
LINCOLN COUNTY													-
LITTLE RIVER COUNTY													-
LOGAN COUNTY													-
MADISON COUNTY													-
MARION COUNTY													-
MISSISSIPPI COUNTY													-
MONROE COUNTY													-
MONTGOMERY COUNTY													-
NEVADA COUNTY													-
NEWTON COUNTY													-
OUACHITA COUNTY													-
PERRY COUNTY													-
PHILLIPS COUNTY													-
PIKE COUNTY													-
POINSETT COUNTY													-
POLK COUNTY													-
POPE COUNTY													-
PULASKI COUNTY													-
RANDOLPH COUNTY													-
SALINE COUNTY													-
SCOTT COUNTY													-
SEARCY COUNTY													-
SEBASTIAN COUNTY													-
SEVIER COUNTY													-
SHARP COUNTY													-
ST FRANCIS COUNTY													-
STONE COUNTY													-
UNION COUNTY													-
VAN BUREN COUNTY													-
WASHINGTON COUNTY													-
WHITE COUNTY													-
WOODRUFF COUNTY													-
YELL COUNTY													-
TOTAL	-			-	-	-	-	-	-	-	-	-	-

NOTE: AMOUNTS SHOWN ON THIS TABLE REPRESENT PAYMENTS MADE TO STATE OR LOCAL GOVERNMENTS DURING THE TIME PERIOD OF OCTOBER 2016 THROUGH SEPTEMBER 2017.

IF ANY PAYMENTS MADE TO THE STATE WERE NOT DISTRIBUTED TO LOCAL GOVERNMENTS OR WERE NOT DISTRIBUTED TO LOCAL GOVERNMENTS DURING THE OCTOBER 2016 THROUGH SEPTEMBER 2017 TIME PERIOD THEN THOSE PAYMENTS SHOULD NOT BE INCLUDED IN

Paperwork Reduction Act Statement The Paperwork Reduction Act of 1995 (44 U.S.C. 3501 et seq.) requires us to inform you that this information is being used to compute payments due units of general local government under the PILT Act (31 U.S.C. 6901-6907). Responses to this request is required to obtain a benefit. The public reporting burden for this collection of information is estimated to average 53 hours per response, including the time required for gathering the data needed and completing the reviewing the collection of information form. Send comments on the burden estimate or on any other aspect of this information collection, including suggestions for reducing this burden, to the Department of the Interior, Office of Budget, MS 4116, 1849 C St. NW, Washington, DC 20240. Under the Paperwork Reduction Act, an agency may not conduct or sponsor, and a person is not required to respond to, a collection of information unless it displays a currently valid OMB control number.

LIST NEW COUNTIES AND CORRESPONDING AMOUNTS BELOW:

AMERICAN OVERSIGHT

Payments in Lieu of Taxes (PILT Act)
Statement of Federal Land Payments, (43 CFR 44)
During The Period October 1, 2016 through September 30, 2017

ENCLOSURE 3
OMB NO. 1093-0005
EXPIRES: 03/31/2019

FEDERAL AGENCY MAKING PAYMENT AND TYPE OF PAYMENT

CALIFORNIA COUNTIES	FS TIMBER PAYMENT TITLE I	FS TIMBER PAYMENT TITLE III	FS TIMBER 25% PAYMENT	FS/ONRR TIMBER PAYMENT	FS BANKHEAD JONES	ONRR/BLM MINERAL LEASING	BLM SEC 3 TAYLOR GRAZING	BLM SEC 15 TAYLOR GRAZING	BLM BANKHEAD JONES	BLM SALE OF MATERIALS	FERC POWER SALES	FW REFUGE SHARING	TOTAL
ALAMEDA COUNTY													-
ALPINE COUNTY													-
AMADOR COUNTY													-
BUTTE COUNTY													-
CALAVERAS COUNTY													-
COLUSA COUNTY													-
CONTRA COSTA COUNTY													-
DEL NORTE COUNTY													-
EL DORADO COUNTY													-
FRESNO COUNTY													-
GLENN COUNTY													-
HUMBOLDT COUNTY													-
IMPERIAL COUNTY													-
INYO COUNTY													-
KERN COUNTY													-
KINGS COUNTY													-
LAKE COUNTY													-
LASSEN COUNTY													-
LOS ANGELES COUNTY													-
MADERA COUNTY													-
MARIN COUNTY													-
MARIPOSA COUNTY													-
MENDOCINO COUNTY													-
MERCED COUNTY													-
MODOC COUNTY													-
MONO COUNTY													-
MONTEREY COUNTY													-
NAPA COUNTY													-
NEVADA COUNTY													-
ORANGE COUNTY													-
PLACER COUNTY													-
PLUMAS COUNTY													-
RIVERSIDE COUNTY													-
SACRAMENTO COUNTY													-
SAN BENITO COUNTY													-
SAN BERNARDINO COUNTY													-
SAN DIEGO COUNTY													-
SAN FRANCISCO													-
SAN JOAQUIN COUNTY													-
SAN LUIS OBISPO COUNTY													-
SAN MATEO COUNTY													-
SANTA BARBARA COUNTY													-
SANTA CLARA COUNTY													-
SANTA CRUZ COUNTY													-
SHASTA COUNTY													-
SIERRA COUNTY													-
SISKIYOU COUNTY													-
SOLANO COUNTY													-
SONOMA COUNTY													-
STANISLAUS COUNTY													-
SUTTER COUNTY													-
TEHAMA COUNTY													-
TRINITY COUNTY													-
TULARE COUNTY													-
TUOLUMNE COUNTY													-
VENTURA COUNTY													-
YOLO COUNTY													-
YUBA COUNTY													-
TOTAL	-			-	-	-	-	-	-	-	-	-	-

NOTE: AMOUNTS SHOWN ON THIS TABLE REPRESENT PAYMENTS MADE TO STATE OR LOCAL GOVERNMENTS DURING THE TIME PERIOD OF OCTOBER 2016 THROUGH SEPTEMBER 2017.

IF ANY PAYMENTS MADE TO THE STATE WERE NOT DISTRIBUTED TO LOCAL GOVERNMENTS OR WERE NOT DISTRIBUTED TO LOCAL GOVERNMENTS DURING THE OCTOBER 2016 THROUGH SEPTEMBER 2017 TIME PERIOD THEN THOSE PAYMENTS SHOULD NOT BE INCLUDED IN

Paperwork Reduction Act Statement The Paperwork Reduction Act of 1995 (44 U.S.C. 3501 et seq.) requires us to inform you that this information is being used to compute payments due units of general local government under the PILT Act (31 U.S.C. 6901-6907). Responses to this request is required to obtain a benefit. The public reporting burden for this collection of information is estimated to average 53 hours per response, including the time required for gathering the data needed and completing the reviewing the collection of information form. Send comments on the burden estimate or on any other aspect of this information collection, including suggestions for reducing this burden, to the Department of the Interior, Office of Budget, MS 4116, 1849 C St. NW, Washington, DC 20240. Under the Paperwork Reduction Act, an agency may not conduct or sponsor, and a person is not required to respond to, a collection of information unless it displays a currently valid OMB control number.

LIST NEW COUNTIES AND CORRESPONDING AMOUNTS BELOW:

AMERICAN OVERSIGHT

Payments in Lieu of Taxes (PILT Act)
Statement of Federal Land Payments, (43 CFR 44)
During The Period October 1, 2016 through September 30, 2017

ENCLOSURE 3
OMB NO. 1093-0005
EXPIRES: 03/31/2019

FEDERAL AGENCY MAKING PAYMENT AND TYPE OF PAYMENT

COLORADO COUNTIES	FS TIMBER PAYMENT TITLE I	FS TIMBER PAYMENT TITLE III	FS TIMBER 25% PAYMENT	FS/ONRR TIMBER PAYMENT	FS BANKHEAD JONES	ONRR/BLM MINERAL LEASING	BLM SEC 3 TAYLOR GRAZING	BLM SEC 15 TAYLOR GRAZING	BLM BANKHEAD JONES	BLM SALE OF MATERIALS	FERC POWER SALES	FW REFUGE SHARING	TOTAL
ALAMOSA COUNTY													-
ARAPAHOE COUNTY													-
ARCHULETA COUNTY													-
BACA COUNTY													-
BENT COUNTY													-
BOULDER COUNTY													-
CHAFFEE COUNTY													-
CLEAR CREEK COUNTY													-
CONEJOS COUNTY													-
COSTILLA COUNTY													-
CROWLEY COUNTY													-
CUSTER COUNTY													-
DELTA COUNTY													-
DOLORES COUNTY													-
DOUGLAS COUNTY													-
EAGLE COUNTY													-
EL PASO COUNTY													-
FREMONT COUNTY													-
GARFIELD COUNTY													-
GILPIN COUNTY													-
GRAND COUNTY													-
GUNNISON COUNTY													-
HINSDALE COUNTY													-
HUERFANO COUNTY													-
JACKSON COUNTY													-
JEFFERSON COUNTY													-
KIOWA COUNTY													-
LA PLATA COUNTY													-
LAKE COUNTY													-
LARIMER COUNTY													-
LAS ANIMAS COUNTY													-
LINCOLN COUNTY													-
LOGAN COUNTY													-
MESA COUNTY													-
MINERAL COUNTY													-
MOFFAT COUNTY													-
MONTEZUMA COUNTY													-
MONTROSE COUNTY													-
MORGAN COUNTY													-
OTERO COUNTY													-
OURAY COUNTY													-
PARK COUNTY													-
PITKIN COUNTY													-
PROWERS COUNTY													-
PUEBLO COUNTY													-
RIO BLANCO COUNTY													-
RIO GRANDE COUNTY													-
ROUTT COUNTY													-
SAGUACHE COUNTY													-
SAN JUAN COUNTY													-
SAN MIGUEL COUNTY													-
SEDGWICK COUNTY													-
SUMMIT COUNTY													-
TELLER COUNTY													-
WASHINGTON COUNTY													-
WELD COUNTY													-
YUMA COUNTY													-
TOTAL	-			-	-	-	-	-	-	-	-	-	-

NOTE: AMOUNTS SHOWN ON THIS TABLE REPRESENT PAYMENTS MADE TO STATE OR LOCAL GOVERNMENTS DURING THE TIME PERIOD OF OCTOBER 2016 THROUGH SEPTEMBER 2017.

IF ANY PAYMENTS MADE TO THE STATE WERE NOT DISTRIBUTED TO LOCAL GOVERNMENTS OR WERE NOT DISTRIBUTED TO LOCAL GOVERNMENTS DURING THE OCTOBER 2016 THROUGH SEPTEMBER 2017 TIME PERIOD THEN THOSE PAYMENTS SHOULD NOT BE INCLUDED

Paperwork Reduction Act Statement The Paperwork Reduction Act of 1995 (44 U.S.C. 3501 et seq.) requires us to inform you that this information is being used to compute payments due units of general local government under the PILT Act (31 U.S.C. 6901-6907). Responses to this request is required to obtain a benefit. The public reporting burden for this collection of information is estimated to average 53 hours per response, including the time required for gathering the data needed and completing the reviewing the collection of information form. Send comments on the burden estimate or on any other aspect of this information collection, including suggestions for reducing this burden, to the Department of the Interior, Office of Budget, MS 4116, 1849 C St. NW, Washington, DC 20240. Under the Paperwork Reduction Act, an agency may not conduct or sponsor, and a person is not required to respond to, a collection of information unless it displays a currently valid OMB control number.

LIST NEW COUNTIES AND CORRESPONDING AMOUNTS BELOW:

AMERICAN OVERSIGHT

Payments in Lieu of Taxes (PILT Act)
Statement of Federal Land Payments, (43 CFR 44)
During The Period October 1, 2016 through September 30, 2017

ENCLOSURE 3
OMB NO. 1093-0005
EXPIRES: 03/31/2019

FEDERAL AGENCY MAKING PAYMENT AND TYPE OF PAYMENT

CONNECTICUT COUNTIES	FS TIMBER PAYMENT TITLE I	FS TIMBER PAYMENT TITLE III	FS TIMBER 25% PAYMENT	FS/ONRR TIMBER PAYMENT	FS BANKHEAD JONES	ONRR/BLM MINERAL LEASING	BLM SEC 3 TAYLOR GRAZING	BLM SEC 15 TAYLOR GRAZING	BLM BANKHEAD JONES	BLM SALE OF MATERIALS	FERC POWER SALES	FW REFUGE SHARING	TOTAL
CANAAN TOWN													-
CHAPLIN TOWN													-
COLEBROOK TOWN													-
CORNWALL TOWN													-
HARWINTON TOWN													-
KENT TOWN													-
LITCHFIELD TOWN													-
MANSFIELD TOWN													-
MIDDLEBURY TOWN													-
NAUGATUCK													-
NEW HAVEN CITY													-
NEW MILFORD TOWN													-
PLYMOUTH TOWN													-
RIDGEFIELD TOWN													-
SALISBURY TOWN													-
SHARON TOWN													-
SHERMAN TOWN													-
THOMASTON TOWN													-
THOMPSON TOWN													-
WATERBURY													-
WATERTOWN TOWN													-
WILTON TOWN													-
WINDHAM TOWN													-
TOTAL	-			-	-	-	-	-	-	-	-	-	-

NOTE: AMOUNTS SHOWN ON THIS TABLE REPRESENT PAYMENTS MADE TO STATE OR LOCAL GOVERNMENTS DURING THE TIME PERIOD OF OCTOBER 2016 THROUGH SEPTEMBER 2017.

IF ANY PAYMENTS MADE TO THE STATE WERE NOT DISTRIBUTED TO LOCAL GOVERNMENTS OR WERE NOT DISTRIBUTED TO LOCAL GOVERNMENTS DURING THE OCTOBER 2016 THROUGH SEPTEMBER 2017 TIME PERIOD THEN THOSE PAYMENTS SHOULD NOT BE INCLUDED IN THE

Paperwork Reduction Act Statement The Paperwork Reduction Act of 1995 (44 U.S.C. 3501 et seq.) requires us to inform you that this information is being used to compute payments due units of general local government under the PILT Act (31 U.S.C. 6901-6907). Responses to this request is required to obtain a benefit. The public reporting burden for this collection of information is estimated to average 53 hours per response, including the time required for gathering the data needed and completing the reviewing the collection of information form. Send comments on the burden estimate or on any other aspect of this information collection, including suggestions for reducing this burden, to the Department of the Interior, Office of Budget, MS 4116, 1849 C St. NW, Washington, DC 20240. Under the Paperwork Reduction Act, an agency may not conduct or sponsor, and a person is not required to respond to, a collection of information unless it displays a currently valid OMB control number.

LIST NEW COUNTIES AND CORRESPONDING AMOUNTS BELOW:

AMERICAN OVERSIGHT

Payments in Lieu of Taxes (PILT Act)
Statement of Federal Land Payments, (43 CFR 44)
During The Period October 1, 2016 through September 30, 2017

ENCLOSURE 3
OMB NO. 1093-0005
EXPIRES: 03/31/2019

FEDERAL AGENCY MAKING PAYMENT AND TYPE OF PAYMENT

DELAWARE COUNTIES	FS TIMBER PAYMENT TITLE I	FS TIMBER PAYMENT TITLE III	FS TIMBER 25% PAYMENT	FS/ONRR TIMBER PAYMENT	FS BANKHEAD JONES	ONRR/BLM MINERAL LEASING	BLM SEC 3 TAYLOR GRAZING	BLM SEC 15 TAYLOR GRAZING	BLM BANKHEAD JONES	BLM SALE OF MATERIALS	FERC POWER SALES	FW REFUGE SHARING	TOTAL
KENT COUNTY													-
NEW CASTLE COUNTY													-
SUSSEX COUNTY													-
TOTAL	-			-	-	-	-	-	-	-	-	-	-

NOTE: AMOUNTS SHOWN ON THIS TABLE REPRESENT PAYMENTS MADE TO STATE OR LOCAL GOVERNMENTS DURING THE TIME PERIOD OF OCTOBER 2016 THROUGH SEPTEMBER 2017.

IF ANY PAYMENTS MADE TO THE STATE WERE NOT DISTRIBUTED TO LOCAL GOVERNMENTS OR WERE NOT DISTRIBUTED TO LOCAL GOVERNMENTS DURING THE OCTOBER 2016 THROUGH SEPTEMBER 2017 TIME PERIOD THEN THOSE PAYMENTS SHOULD NOT BE INCLUDED IN THE

Paperwork Reduction Act Statement The Paperwork Reduction Act of 1995 (44 U.S.C. 3501 et seq.) requires us to inform you that this information is being used to compute payments due units of general local government under the PILT Act (31 U.S.C. 6901-6907). Responses to this request is required to obtain a benefit. The public reporting burden for this collection of information is estimated to average 53 hours per response, including the time required for gathering the data needed and completing the reviewing the collection of information form. Send comments on the burden estimate or on any other aspect of this information collection, including suggestions for reducing this burden, to the Department of the Interior, Office of Budget, MS 4116, 1849 C St. NW, Washington, DC 20240. Under the Paperwork Reduction Act, an agency may not conduct or sponsor, and a person is not required to respond to, a collection of information unless it displays a currently valid OMB control number.

LIST NEW COUNTIES AND CORRESPONDING AMOUNTS BELOW:

AMERICAN OVERSIGHT

Payments in Lieu of Taxes (PILT Act)
Statement of Federal Land Payments, (43 CFR 44)
During The Period October 1, 2016 through September 30, 2017

ENCLOSURE 3
OMB NO. 1093-0005
EXPIRES: 03/31/2019

FEDERAL AGENCY MAKING PAYMENT AND TYPE OF PAYMENT

DISTRICT OF COLUMBIA COUNTIES	FS TIMBER PAYMENT TITLE I	FS TIMBER PAYMENT TITLE III	FS TIMBER 25% PAYMENT	FS/ONRR TIMBER PAYMENT	FS BANKHEAD JONES	ONRR/BLM MINERAL LEASING	BLM SEC 3 TAYLOR GRAZING	BLM SEC 15 TAYLOR GRAZING	BLM BANKHEAD JONES	BLM SALE OF MATERIALS	FERC POWER SALES	FW REFUGE SHARING	TOTAL
DISTRICT OF COLUMBIA													-
TOTAL	-			-	-	-	-	-	-	-	-	-	-

NOTE: AMOUNTS SHOWN ON THIS TABLE REPRESENT PAYMENTS MADE TO STATE OR LOCAL GOVERNMENTS DURING THE TIME PERIOD OF OCTOBER 2016 THROUGH SEPTEMBER 2017.

IF ANY PAYMENTS MADE TO THE STATE WERE NOT DISTRIBUTED TO LOCAL GOVERNMENTS OR WERE NOT DISTRIBUTED TO LOCAL GOVERNMENTS DURING THE OCTOBER 2016 THROUGH SEPTEMBER 2017 TIME PERIOD THEN THOSE PAYMENTS SHOULD NOT BE INCLUDED IN THE

Paperwork Reduction Act Statement The Paperwork Reduction Act of 1995 (44 U.S.C. 3501 et seq.) requires us to inform you that this information is being used to compute payments due units of general local government under the PILT Act (31 U.S.C. 6901-6907). Responses to this request is required to obtain a benefit. The public reporting burden for this collection of information is estimated to average 53 hours per response, including the time required for gathering the data needed and completing the reviewing the collection of information form. Send comments on the burden estimate or on any other aspect of this information collection, including suggestions for reducing this burden, to the Department of the Interior, Office of Budget, MS 4116, 1849 C St. NW, Washington, DC 20240. Under the Paperwork Reduction Act, an agency may not conduct or sponsor, and a person is not required to respond to, a collection of information unless it displays a currently valid OMB control number.

LIST NEW COUNTIES AND CORRESPONDING AMOUNTS BELOW:

AMERICAN OVERSIGHT

Payments in Lieu of Taxes (PILT Act)
Statement of Federal Land Payments, (43 CFR 44)
During The Period October 1, 2016 through September 30, 2017

ENCLOSURE 3
OMB NO. 1093-0005
EXPIRES: 03/31/2019

FEDERAL AGENCY MAKING PAYMENT AND TYPE OF PAYMENT

FLORIDA COUNTIES	FS TIMBER PAYMENT TITLE I	FS TIMBER PAYMENT TITLE III	FS TIMBER 25% PAYMENT	FS/ONRR TIMBER PAYMENT	FS BANKHEAD JONES	ONRR/BLM MINERAL LEASING	BLM SEC 3 TAYLOR GRAZING	BLM SEC 15 TAYLOR GRAZING	BLM BANKHEAD JONES	BLM SALE OF MATERIALS	FERC POWER SALES	FW REFUGE SHARING	TOTAL
BAKER COUNTY													-
BAY COUNTY													-
BRADFORD COUNTY													-
BREVARD COUNTY													-
BROWARD COUNTY													-
CALHOUN COUNTY													-
CHARLOTTE COUNTY													-
CITRUS COUNTY													-
COLLIER COUNTY													-
COLUMBIA COUNTY													-
DADE COUNTY													-
DE SOTO COUNTY													-
DUVAL COUNTY													-
ESCAMBIA COUNTY													-
FLAGLER COUNTY													-
FRANKLIN COUNTY													-
GADSDEN COUNTY													-
GLADES COUNTY													-
GULF COUNTY													-
HAMILTON COUNTY													-
HENDRY COUNTY													-
HILLSBOROUGH COUNTY													-
INDIAN RIVER COUNTY													-
JACKSON COUNTY													-
JACKSONVILLE													-
JEFFERSON COUNTY													-
LAKE COUNTY													-
LEE COUNTY													-
LEON COUNTY													-
LEVY COUNTY													-
LIBERTY COUNTY													-
MANATEE COUNTY													-
MARION COUNTY													-
MARTIN COUNTY													-
MONROE COUNTY													-
NASSAU COUNTY													-
OKALOOSA COUNTY													-
OKEECHOBEE COUNTY													-
OSCEOLA COUNTY													-
PALM BEACH COUNTY													-
POLK COUNTY													-
PUTNAM COUNTY													-
SANTA ROSA COUNTY													-
SEMINOLE COUNTY													-
ST JOHN COUNTY													-
ST LUCIE COUNTY													-
SUWANNEE COUNTY													-
VOLUSIA COUNTY													-
WAKULLA COUNTY													-
WALTON COUNTY													-
TOTAL	-			-	-	-	-	-	-	-	-	-	-

NOTE: AMOUNTS SHOWN ON THIS TABLE REPRESENT PAYMENTS MADE TO STATE OR LOCAL GOVERNMENTS DURING THE TIME PERIOD OF OCTOBER 2016 THROUGH SEPTEMBER 2017.

IF ANY PAYMENTS MADE TO THE STATE WERE NOT DISTRIBUTED TO LOCAL GOVERNMENTS OR WERE NOT DISTRIBUTED TO LOCAL GOVERNMENTS DURING THE OCTOBER 2016 THROUGH SEPTEMBER 2017 TIME PERIOD THEN THOSE PAYMENTS SHOULD NOT BE INCLUDED IN THE

Paperwork Reduction Act Statement The Paperwork Reduction Act of 1995 (44 U.S.C. 3501 et seq.) requires us to inform you that this information is being used to compute payments due units of general local government under the PILT Act (31 U.S.C. 6901-6907). Responses to this request is required to obtain a benefit. The public reporting burden for this collection of information is estimated to average 53 hours per response, including the time required for gathering the data needed and completing the reviewing the collection of information form. Send comments on the burden estimate or on any other aspect of this information collection, including suggestions for reducing this burden, to the Department of the Interior, Office of Budget, MS 4116, 1849 C St. NW, Washington, DC 20240. Under the Paperwork Reduction Act, an agency may not conduct or sponsor, and a person is not required to respond to, a collection of information unless it displays a currently valid OMB control number.

LIST NEW COUNTIES AND CORRESPONDING AMOUNTS BELOW:

AMERICAN OVERSIGHT

Payments in Lieu of Taxes (PILT Act)
Statement of Federal Land Payments, (43 CFR 44)
During The Period October 1, 2016 through September 30, 2017

ENCLOSURE 3
OMB NO. 1093-0005
EXPIRES: 03/31/2019

FEDERAL AGENCY MAKING PAYMENT AND TYPE OF PAYMENT

GEORGIA COUNTIES	FS TIMBER PAYMENT TITLE I	FS TIMBER PAYMENT TITLE III	FS TIMBER 25% PAYMENT	FS/ONRR TIMBER PAYMENT	FS BANKHEAD JONES	ONRR/BLM MINERAL LEASING	BLM SEC 3 TAYLOR GRAZING	BLM SEC 15 TAYLOR GRAZING	BLM BANKHEAD JONES	BLM SALE OF MATERIALS	FERC POWER SALES	FW REFUGE SHARING	TOTAL
BANKS COUNTY													-
BARTOW COUNTY													-
BIBB COUNTY													-
BURKE COUNTY													-
BUTTS COUNTY													-
CAMDEN COUNTY													-
CATOOSA COUNTY													-
CHATHAM COUNTY													-
CHATTAHOOCHEE COUNTY													-
CHATTOOGA COUNTY													-
CHEROKEE COUNTY													-
CLARKE COUNTY													-
CLAY COUNTY													-
COBB COUNTY													-
COLUMBIA COUNTY													-
COOK COUNTY													-
COWETA COUNTY													-
DADE COUNTY													-
DAWSON COUNTY													-
DECATUR COUNTY													-
DOUGLAS COUNTY													-
EARLY COUNTY													-
EFFINGHAM COUNTY													-
ELBERT COUNTY													-
FANNIN COUNTY													-
FLOYD COUNTY													-
FORSYTH COUNTY													-
FRANKLIN COUNTY													-
FULTON COUNTY													-
GILMER COUNTY													-
GLYNN COUNTY													-
GORDON COUNTY													-
GREENE COUNTY													-
GWINNETT COUNTY													-
HABERSHAM COUNTY													-
HALL COUNTY													-
HARRIS COUNTY													-
HART COUNTY													-
HEARD COUNTY													-
JASPER COUNTY													-
JONES COUNTY													-
LINCOLN COUNTY													-
LUMPKIN COUNTY													-
MACON COUNTY													-
MCDUFFIE COUNTY													-
MONROE COUNTY													-
MORGAN COUNTY													-
MURRAY COUNTY													-
OCONEE COUNTY													-
OGLETHORPE COUNTY													-
PUTNAM COUNTY													-
QUITMAN COUNTY													-
RABUN COUNTY													-
RICHMOND COUNTY													-
SCREVEN COUNTY													-
SEMINOLE COUNTY													-
STEPHENS COUNTY													-
STEWART COUNTY													-
SUMTER COUNTY													-
TOWNS COUNTY													-
TROUP COUNTY													-
UNION COUNTY													-
WALKER COUNTY													-
WARREN COUNTY													-
WHITE COUNTY													-
WHITFIELD COUNTY													-
WILKES COUNTY													-
TOTAL	-			-	-	-	-	-	-	-	-	-	-

NOTE: AMOUNTS SHOWN ON THIS TABLE REPRESENT PAYMENTS MADE TO STATE OR LOCAL GOVERNMENTS DURING THE TIME PERIOD OF OCTOBER 2016 THROUGH SEPTEMBER 2017.

IF ANY PAYMENTS MADE TO THE STATE WERE NOT DISTRIBUTED TO LOCAL GOVERNMENTS OR WERE NOT DISTRIBUTED TO LOCAL GOVERNMENTS DURING THE OCTOBER 2016 THROUGH SEPTEMBER 2017 TIME PERIOD THEN THOSE PAYMENTS SHOULD NOT BE INCLUDED IN THE

Paperwork Reduction Act Statement The Paperwork Reduction Act of 1995 (44 U.S.C. 3501 et seq.) requires us to inform you that this information is being used to compute payments due units of general local government under the PILT Act (31 U.S.C. 6901-6907). Responses to this request is required to obtain a benefit. The public reporting burden for this collection of information is estimated to average 53 hours per response, including the time required for gathering the data needed and completing the reviewing the collection of information form. Send comments on the burden estimate or on any other aspect of this information collection, including suggestions for reducing this burden, to the Department of the Interior, Office of Budget, MS 4116, 1849 C St. NW, Washington, DC 20240. Under the Paperwork Reduction Act, an agency may not conduct or sponsor, and a person is not required to respond to, a collection of information unless it displays a currently valid OMB control number.

LIST NEW COUNTIES AND CORRESPONDING AMOUNTS BELOW:

AMERICAN OVERSIGHT

Payments in Lieu of Taxes (PILT Act)
Statement of Federal Land Payments, (43 CFR 44)
During The Period October 1, 2016 through September 30, 2017

ENCLOSURE 3
OMB NO. 1093-0005
EXPIRES: 03/31/2019

FEDERAL AGENCY MAKING PAYMENT AND TYPE OF PAYMENT

GUAM COUNTIES	FS TIMBER PAYMENT TITLE I	FS TIMBER PAYMENT TITLE III	FS TIMBER 25% PAYMENT	FS/ONRR TIMBER PAYMENT	FS BANKHEAD JONES	ONRR/BLM MINERAL LEASING	BLM SEC 3 TAYLOR GRAZING	BLM SEC 15 TAYLOR GRAZING	BLM BANKHEAD JONES	BLM SALE OF MATERIALS	FERC POWER SALES	FW REFUGE SHARING	TOTAL
GUAM									-				-
TOTAL	-			-	-	-	-	-	-	-	-	-	-

NOTE: AMOUNTS SHOWN ON THIS TABLE REPRESENT PAYMENTS MADE TO STATE OR LOCAL GOVERNMENTS DURING THE TIME PERIOD OF OCTOBER 2016 THROUGH SEPTEMBER 2017.

IF ANY PAYMENTS MADE TO THE STATE WERE NOT DISTRIBUTED TO LOCAL GOVERNMENTS OR WERE NOT DISTRIBUTED TO LOCAL GOVERNMENTS DURING THE OCTOBER 2016 THROUGH SEPTEMBER 2017 TIME PERIOD THEN THOSE PAYMENTS SHOULD NOT BE

Paperwork Reduction Act Statement The Paperwork Reduction Act of 1995 (44 U.S.C. 3501 et seq.) requires us to inform you that this information is being used to compute payments due units of general local government under the PILT Act (31 U.S.C. 6901-6907). Responses to this request is required to obtain a benefit. The public reporting burden for this collection of information is estimated to average 53 hours per response, including the time required for gathering the data needed and completing the reviewing the collection of information form. Send comments on the burden estimate or on any other aspect of this information collection, including suggestions for reducing this burden, to the Department of the Interior, Office of Budget, MS 4116, 1849 C St. NW, Washington, DC 20240. Under the Paperwork Reduction Act, an agency may not conduct or sponsor, and a person is not required to respond to, a collection of information unless it displays a currently valid OMB control number.

LIST NEW COUNTIES AND CORRESPONDING AMOUNTS BELOW:

AMERICAN OVERSIGHT

Payments in Lieu of Taxes (PILT Act)
Statement of Federal Land Payments, (43 CFR 44)
During The Period October 1, 2016 through September 30, 2017

ENCLOSURE 3
OMB NO. 1093-0005
EXPIRES: 03/31/2019

FEDERAL AGENCY MAKING PAYMENT AND TYPE OF PAYMENT

HAWAII COUNTIES	FS TIMBER PAYMENT TITLE I	FS TIMBER PAYMENT TITLE III	FS TIMBER 25% PAYMENT	FS/ONRR TIMBER PAYMENT	FS BANKHEAD JONES	ONRR/BLM MINERAL LEASING	BLM SEC 3 TAYLOR GRAZING	BLM SEC 15 TAYLOR GRAZING	BLM BANKHEAD JONES	BLM SALE OF MATERIALS	FERC POWER SALES	FW REFUGE SHARING	TOTAL
HAWAII COUNTY								-					-
HONOLULU CITY													-
MAUI COUNTY													-
TOTAL	-			-	-	-	-	-	-	-	-	-	-

NOTE: AMOUNTS SHOWN ON THIS TABLE REPRESENT PAYMENTS MADE TO STATE OR LOCAL GOVERNMENTS DURING THE TIME PERIOD OF OCTOBER 2016 THROUGH SEPTEMBER 2017.

IF ANY PAYMENTS MADE TO THE STATE WERE NOT DISTRIBUTED TO LOCAL GOVERNMENTS OR WERE NOT DISTRIBUTED TO LOCAL GOVERNMENTS DURING THE OCTOBER 2016 THROUGH SEPTEMBER 2017 TIME PERIOD THEN THOSE PAYMENTS SHOULD NOT BE

Paperwork Reduction Act Statement The Paperwork Reduction Act of 1995 (44 U.S.C. 3501 et seq.) requires us to inform you that this information is being used to compute payments due units of general local government under the PILT Act (31 U.S.C. 6901-6907). Responses to this request is required to obtain a benefit. The public reporting burden for this collection of information is estimated to average 53 hours per response, including the time required for gathering the data needed and completing the reviewing the collection of information form. Send comments on the burden estimate or on any other aspect of this information collection, including suggestions for reducing this burden, to the Department of the Interior, Office of Budget, MS 4116, 1849 C St. NW, Washington, DC 20240. Under the Paperwork Reduction Act, an agency may not conduct or sponsor, and a person is not required to respond to, a collection of information unless it displays a currently valid OMB control number.

LIST NEW COUNTIES AND CORRESPONDING AMOUNTS BELOW:

AMERICAN OVERSIGHT

Payments in Lieu of Taxes (PILT Act)
Statement of Federal Land Payments, (43 CFR 44)
During The Period October 1, 2016 through September 30, 2017

ENCLOSURE 3
OMB NO. 1093-0005
EXPIRES: 03/31/2019

FEDERAL AGENCY MAKING PAYMENT AND TYPE OF PAYMENT

IDAHO COUNTIES	FS TIMBER PAYMENT TITLE I	FS TIMBER PAYMENT TITLE III	FS TIMBER 25% PAYMENT	FS/ONRR TIMBER PAYMENT	FS BANKHEAD JONES	ONRR/BLM MINERAL LEASING	BLM SEC 3 TAYLOR GRAZING	BLM SEC 15 TAYLOR GRAZING	BLM BANKHEAD JONES	BLM SALE OF MATERIALS	FERC POWER SALES	FW REFUGE SHARING	TOTAL
ADA COUNTY													-
ADAMS COUNTY													-
BANNOCK COUNTY													-
BEAR LAKE COUNTY													-
BENEWAH COUNTY													-
BINGHAM COUNTY													-
BLAINE COUNTY													-
BOISE COUNTY													-
BONNER COUNTY													-
BONNEVILLE COUNTY													-
BOUNDARY COUNTY													-
BUTTE COUNTY													-
CAMAS COUNTY													-
CANYON COUNTY													-
CARIBOU COUNTY													-
CASSIA COUNTY													-
CLARK COUNTY													-
CLEARWATER COUNTY													-
CUSTER COUNTY													-
ELMORE COUNTY													-
FRANKLIN COUNTY													-
FREMONT COUNTY													-
GEM COUNTY													-
GOODING COUNTY													-
IDAHO COUNTY													-
JEFFERSON COUNTY													-
JEROME COUNTY													-
KOOTENAI COUNTY													-
LATAH COUNTY													-
LEMHI COUNTY													-
LEWIS COUNTY													-
LINCOLN COUNTY													-
MADISON COUNTY													-
MINIDOKA COUNTY													-
NEZ PERCE COUNTY													-
ONEIDA COUNTY													-
OWYHEE COUNTY													-
PAYETTE COUNTY													-
POWER COUNTY													-
SHOSHONE COUNTY													-
TETON COUNTY													-
TWIN FALLS COUNTY													-
VALLEY COUNTY													-
WASHINGTON COUNTY													-
TOTAL	-			-	-	-	-	-	-	-	-	-	-

NOTE: AMOUNTS SHOWN ON THIS TABLE REPRESENT PAYMENTS MADE TO STATE OR LOCAL GOVERNMENTS DURING THE TIME PERIOD OF OCTOBER 2016 THROUGH SEPTEMBER 2017.

IF ANY PAYMENTS MADE TO THE STATE WERE NOT DISTRIBUTED TO LOCAL GOVERNMENTS OR WERE NOT DISTRIBUTED TO LOCAL GOVERNMENTS DURING THE OCTOBER 2016 THROUGH SEPTEMBER 2017 TIME PERIOD THEN THOSE PAYMENTS SHOULD NOT BE INCLUDED IN

Paperwork Reduction Act Statement The Paperwork Reduction Act of 1995 (44 U.S.C. 3501 et seq.) requires us to inform you that this information is being used to compute payments due units of general local government under the PILT Act (31 U.S.C. 6901-6907). Responses to this request is required to obtain a benefit. The public reporting burden for this collection of information is estimated to average 53 hours per response, including the time required for gathering the data needed and completing the reviewing the collection of information form. Send comments on the burden estimate or on any other aspect of this information collection, including suggestions for reducing this burden, to the Department of the Interior, Office of Budget, MS 4116, 1849 C St. NW, Washington, DC 20240. Under the Paperwork Reduction Act, an agency may not conduct or sponsor, and a person is not required to respond to, a collection of information unless it displays a currently valid OMB control number.

LIST NEW COUNTIES AND CORRESPONDING AMOUNTS BELOW:

AMERICAN OVERSIGHT

Payments in Lieu of Taxes (PILT Act)
Statement of Federal Land Payments, (43 CFR 44)
During The Period October 1, 2016 through September 30, 2017

ENCLOSURE 3
OMB NO. 1093-0005
EXPIRES: 03/31/2019

FEDERAL AGENCY MAKING PAYMENT AND TYPE OF PAYMENT

ILLINOIS COUNTIES	FS TIMBER PAYMENT TITLE I	FS TIMBER PAYMENT TITLE III	FS TIMBER 25% PAYMENT	FS/ONRR TIMBER PAYMENT	FS BANKHEAD JONES	ONRR/BLM MINERAL LEASING	BLM SEC 3 TAYLOR GRAZING	BLM SEC 15 TAYLOR GRAZING	BLM BANKHEAD JONES	BLM SALE OF MATERIALS	FERC POWER SALES	FW REFUGE SHARING	TOTAL
ADAMS COUNTY													-
ALEXANDER COUNTY													-
BOND COUNTY													-
BROWN COUNTY													-
BUREAU COUNTY													-
CALHOUN COUNTY													-
CARROLL COUNTY													-
CASS COUNTY													-
CLINTON COUNTY													-
COOK COUNTY													-
FAYETTE COUNTY													-
FRANKLIN COUNTY													-
FULTON COUNTY													-
GALLATIN COUNTY													-
GREENE COUNTY													-
GRUNDY COUNTY													-
HARDIN COUNTY													-
HENDERSON COUNTY													-
JACKSON COUNTY													-
JEFFERSON COUNTY													-
JERSEY COUNTY													-
JO DAVIESS COUNTY													-
JOHNSON COUNTY													-
LA SALLE COUNTY													-
MACON COUNTY													-
MADISON COUNTY													-
MASSAC COUNTY													-
MERCER COUNTY													-
MOULTRIE COUNTY													-
OGLE COUNTY													-
PEORIA COUNTY													-
PIKE COUNTY													-
POPE COUNTY													-
PULASKI COUNTY													-
RANDOLPH COUNTY													-
ROCK ISLAND COUNTY													-
SALINE COUNTY													-
SANGAMON COUNTY													-
SHELBY COUNTY													-
TAZEWELL COUNTY													-
UNION COUNTY													-
WHITESIDE COUNTY													-
WILL COUNTY													-
WILLIAMSON COUNTY													-
TOTAL	-			-	-	-	-	-	-	-	-	-	-

NOTE: AMOUNTS SHOWN ON THIS TABLE REPRESENT PAYMENTS MADE TO STATE OR LOCAL GOVERNMENTS DURING THE TIME PERIOD OF OCTOBER 2016 THROUGH SEPTEMBER 2017.

IF ANY PAYMENTS MADE TO THE STATE WERE NOT DISTRIBUTED TO LOCAL GOVERNMENTS OR WERE NOT DISTRIBUTED TO LOCAL GOVERNMENTS DURING THE OCTOBER 2016 THROUGH SEPTEMBER 2017 TIME PERIOD THEN THOSE PAYMENTS SHOULD NOT BE INCLUDED

Paperwork Reduction Act Statement The Paperwork Reduction Act of 1995 (44 U.S.C. 3501 et seq.) requires us to inform you that this information is being used to compute payments due units of general local government under the PILT Act (31 U.S.C. 6901-6907). Responses to this request is required to obtain a benefit. The public reporting burden for this collection of information is estimated to average 53 hours per response, including the time required for gathering the data needed and completing the reviewing the collection of information form. Send comments on the burden estimate or on any other aspect of this information collection, including suggestions for reducing this burden, to the Department of the Interior, Office of Budget, MS 4116, 1849 C St. NW, Washington, DC 20240. Under the Paperwork Reduction Act, an agency may not conduct or sponsor, and a person is not required to respond to, a collection of information unless it displays a currently valid OMB control number.

LIST NEW COUNTIES AND CORRESPONDING AMOUNTS BELOW:

AMERICAN OVERSIGHT

Payments in Lieu of Taxes (PILT Act)
Statement of Federal Land Payments, (43 CFR 44)
During The Period October 1, 2016 through September 30, 2017

ENCLOSURE 3
OMB NO. 1093-0005
EXPIRES: 03/31/2019

FEDERAL AGENCY MAKING PAYMENT AND TYPE OF PAYMENT

INDIANA COUNTIES	FS TIMBER PAYMENT TITLE I	FS TIMBER PAYMENT TITLE III	FS TIMBER 25% PAYMENT	FS/ONRR TIMBER PAYMENT	FS BANKHEAD JONES	ONRR/BLM MINERAL LEASING	BLM SEC 3 TAYLOR GRAZING	BLM SEC 15 TAYLOR GRAZING	BLM BANKHEAD JONES	BLM SALE OF MATERIALS	FERC POWER SALES	FW REFUGE SHARING	TOTAL
BROWN COUNTY													-
CLARK COUNTY													-
CRAWFORD COUNTY													-
DEARBORN COUNTY													-
DUBOIS COUNTY													-
FLOYD COUNTY													-
FRANKLIN COUNTY													-
GRANT COUNTY													-
HARRISON COUNTY													-
HUNTINGTON COUNTY													-
JACKSON COUNTY													-
JEFFERSON COUNTY													-
JENNINGS COUNTY													-
KNOX COUNTY													-
LA PORTE COUNTY													-
LAKE COUNTY													-
LAWRENCE COUNTY													-
MARTIN COUNTY													-
MIAMI COUNTY													-
MONROE COUNTY													-
OHIO COUNTY													-
ORANGE COUNTY													-
OWEN COUNTY													-
PARKE COUNTY													-
PERRY COUNTY													-
PORTER COUNTY													-
POSEY COUNTY													-
PUTNAM COUNTY													-
RIPLEY COUNTY													-
SPENCER COUNTY													-
SWITZERLAND COUNTY													-
UNION COUNTY													-
VANDERBURGH COUNTY													-
WABASH COUNTY													-
WARREN COUNTY													-
WARRICK COUNTY													-
WELLS COUNTY													-
TOTAL	-			-	-	-	-	-	-	-	-	-	-

NOTE: AMOUNTS SHOWN ON THIS TABLE REPRESENT PAYMENTS MADE TO STATE OR LOCAL GOVERNMENTS DURING THE TIME PERIOD OF OCTOBER 2016 THROUGH SEPTEMBER 2017.

IF ANY PAYMENTS MADE TO THE STATE WERE NOT DISTRIBUTED TO LOCAL GOVERNMENTS OR WERE NOT DISTRIBUTED TO LOCAL GOVERNMENTS DURING THE OCTOBER 2016 THROUGH SEPTEMBER 2017 TIME PERIOD THEN THOSE PAYMENTS SHOULD NOT BE INCLUDED IN THE

Paperwork Reduction Act Statement The Paperwork Reduction Act of 1995 (44 U.S.C. 3501 et seq.) requires us to inform you that this information is being used to compute payments due units of general local government under the PILT Act (31 U.S.C. 6901-6907). Responses to this request is required to obtain a benefit. The public reporting burden for this collection of information is estimated to average 53 hours per response, including the time required for gathering the data needed and completing the reviewing the collection of information form. Send comments on the burden estimate or on any other aspect of this information collection, including suggestions for reducing this burden, to the Department of the Interior, Office of Budget, MS 4116, 1849 C St. NW, Washington, DC 20240. Under the Paperwork Reduction Act, an agency may not conduct or sponsor, and a person is not required to respond to, a collection of information unless it displays a currently valid OMB control number.

LIST NEW COUNTIES AND CORRESPONDING AMOUNTS BELOW:

AMERICAN OVERSIGHT

Payments in Lieu of Taxes (PILT Act)
Statement of Federal Land Payments, (43 CFR 44)
During The Period October 1, 2016 through September 30, 2017

ENCLOSURE 3
OMB NO. 1093-0005
EXPIRES: 03/31/2019

FEDERAL AGENCY MAKING PAYMENT AND TYPE OF PAYMENT

IOWA COUNTIES	FS TIMBER PAYMENT TITLE I	FS TIMBER PAYMENT TITLE III	FS TIMBER 25% PAYMENT	FS/ONRR TIMBER PAYMENT	FS BANKHEAD JONES	ONRR/BLM MINERAL LEASING	BLM SEC 3 TAYLOR GRAZING	BLM SEC 15 TAYLOR GRAZING	BLM BANKHEAD JONES	BLM SALE OF MATERIALS	FERC POWER SALES	FW REFUGE SHARING	TOTAL
ALLAMAKEE COUNTY													-
APPANOOSE COUNTY													-
BOONE COUNTY													-
CEDAR COUNTY													-
CLAYTON COUNTY													-
CLINTON COUNTY													-
DALLAS COUNTY													-
DES MOINES COUNTY													-
DUBUQUE COUNTY													-
FREMONT COUNTY													-
HARRISON COUNTY													-
IOWA COUNTY													-
JACKSON COUNTY													-
JASPER COUNTY													-
JOHNSON COUNTY													-
LEE COUNTY													-
LOUISA COUNTY													-
LUCAS COUNTY													-
MARION COUNTY													-
MILLS COUNTY													-
MONONA COUNTY													-
MONROE COUNTY													-
MUSCATINE COUNTY													-
POLK COUNTY													-
POTTAWAHAMIE COUNTY													-
POWESHIEK COUNTY													-
SCOTT COUNTY													-
STORY COUNTY													-
WARREN COUNTY													-
WAYNE COUNTY													-
WOODBURY COUNTY													-
TOTAL	-			-	-	-	-	-	-	-	-	-	-

NOTE: AMOUNTS SHOWN ON THIS TABLE REPRESENT PAYMENTS MADE TO STATE OR LOCAL GOVERNMENTS DURING THE TIME PERIOD OF OCTOBER 2016 THROUGH SEPTEMBER 2017.

IF ANY PAYMENTS MADE TO THE STATE WERE NOT DISTRIBUTED TO LOCAL GOVERNMENTS OR WERE NOT DISTRIBUTED TO LOCAL GOVERNMENTS DURING THE OCTOBER 2016 THROUGH SEPTEMBER 2017 TIME PERIOD THEN THOSE PAYMENTS SHOULD NOT BE INCLUDED IN THE

Paperwork Reduction Act Statement The Paperwork Reduction Act of 1995 (44 U.S.C. 3501 et seq.) requires us to inform you that this information is being used to compute payments due units of general local government under the PILT Act (31 U.S.C. 6901-6907). Responses to this request is required to obtain a benefit. The public reporting burden for this collection of information is estimated to average 53 hours per response, including the time required for gathering the data needed and completing the reviewing the collection of information form. Send comments on the burden estimate or on any other aspect of this information collection, including suggestions for reducing this burden, to the Department of the Interior, Office of Budget, MS 4116, 1849 C St. NW, Washington, DC 20240. Under the Paperwork Reduction Act, an agency may not conduct or sponsor, and a person is not required to respond to, a collection of information unless it displays a currently valid OMB control number.

LIST NEW COUNTIES AND CORRESPONDING AMOUNTS BELOW:

AMERICAN OVERSIGHT

Payments in Lieu of Taxes (PILT Act)
Statement of Federal Land Payments, (43 CFR 44)
During The Period October 1, 2016 through September 30, 2017

ENCLOSURE 3
OMB NO. 1093-0005
EXPIRES: 03/31/2019

FEDERAL AGENCY MAKING PAYMENT AND TYPE OF PAYMENT

KANSAS COUNTIES	FS TIMBER PAYMENT TITLE I	FS TIMBER PAYMENT TITLE III	FS TIMBER 25% PAYMENT	FS/ONRR TIMBER PAYMENT	FS BANKHEAD JONES	ONRR/BLM MINERAL LEASING	BLM SEC 3 TAYLOR GRAZING	BLM SEC 15 TAYLOR GRAZING	BLM BANKHEAD JONES	BLM SALE OF MATERIALS	FERC POWER SALES	FW REFUGE SHARING	TOTAL
CHASE COUNTY													-
CHAUTAUQUA COUNTY													-
CLAY COUNTY													-
COFFEY COUNTY													-
COWLEY COUNTY													-
DICKINSON COUNTY													-
DONIPHAN COUNTY													-
DOUGLAS COUNTY													-
ELLIS COUNTY													-
ELLSWORTH COUNTY													-
GEARY COUNTY													-
GREENWOOD COUNTY													-
JEFFERSON COUNTY													-
JEWELL COUNTY													-
JOHNSON COUNTY													-
KINGMAN COUNTY													-
LABETTE COUNTY													-
LEAVENWORTH COUNTY													-
LINCOLN COUNTY													-
LYON COUNTY													-
MARION COUNTY													-
MARSHALL COUNTY													-
MIAMI COUNTY													-
MITCHELL COUNTY													-
MONTGOMERY COUNTY													-
MORRIS COUNTY													-
MORTON COUNTY													-
NORTON COUNTY													-
OSAGE COUNTY													-
OSBORNE COUNTY													-
PAWNEE COUNTY													-
PHILLIPS COUNTY													-
POTTAWATOMIE COUNTY													-
RENO COUNTY													-
REPUBLIC COUNTY													-
RILEY COUNTY													-
ROOKS COUNTY													-
RUSSELL COUNTY													-
SEDGWICK COUNTY													-
SHAWNEE COUNTY													-
SMITH COUNTY													-
STEVENS COUNTY													-
TREGO COUNTY													-
WILSON COUNTY													-
WOODSON COUNTY													-
ATCHISON COUNTY													-
BUTLER COUNTY													-
TOTAL	-			-	-	-	-	-	-	-	-	-	-

NOTE: AMOUNTS SHOWN ON THIS TABLE REPRESENT PAYMENTS MADE TO STATE OR LOCAL GOVERNMENTS DURING THE TIME PERIOD OF OCTOBER 2016 THROUGH SEPTEMBER 2017.

IF ANY PAYMENTS MADE TO THE STATE WERE NOT DISTRIBUTED TO LOCAL GOVERNMENTS OR WERE NOT DISTRIBUTED TO LOCAL GOVERNMENTS DURING THE OCTOBER 2016 THROUGH SEPTEMBER 2017 TIME PERIOD THEN THOSE PAYMENTS SHOULD NOT BE INCLUDED

Paperwork Reduction Act Statement The Paperwork Reduction Act of 1995 (44 U.S.C. 3501 et seq.) requires us to inform you that this information is being used to compute payments due units of general local government under the PILT Act (31 U.S.C. 6901-6907). Responses to this request is required to obtain a benefit. The public reporting burden for this collection of information is estimated to average 53 hours per response, including the time required for gathering the data needed and completing the reviewing the collection of information form. Send comments on the burden estimate or on any other aspect of this information collection, including suggestions for reducing this burden, to the Department of the Interior, Office of Budget, MS 4116, 1849 C St. NW, Washington, DC 20240. Under the Paperwork Reduction Act, an agency may not conduct or sponsor, and a person is not required to respond to, a collection of information unless it displays a currently valid OMB control number.

LIST NEW COUNTIES AND CORRESPONDING AMOUNTS BELOW:

AMERICAN OVERSIGHT

Payments in Lieu of Taxes (PILT Act)
Statement of Federal Land Payments, (43 CFR 44)
During The Period October 1, 2016 through September 30, 2017

ENCLOSURE 3
OMB NO. 1093-0005
EXPIRES: 03/31/2019

FEDERAL AGENCY MAKING PAYMENT AND TYPE OF PAYMENT

KENTUCKY COUNTIES	FS TIMBER PAYMENT TITLE I	FS TIMBER PAYMENT TITLE III	FS TIMBER 25% PAYMENT	FS/ONRR TIMBER PAYMENT	FS BANKHEAD JONES	ONRR/BLM MINERAL LEASING	BLM SEC 3 TAYLOR GRAZING	BLM SEC 15 TAYLOR GRAZING	BLM BANKHEAD JONES	BLM SALE OF MATERIALS	FERC POWER SALES	FW REFUGE SHARING	TOTAL
ADAIR COUNTY													-
ALLEN COUNTY													-
ANDERSON COUNTY													-
BALLARD COUNTY													-
BARREN COUNTY													-
BATH COUNTY													-
BELL COUNTY													-
BOONE COUNTY													-
BRACKEN COUNTY													-
BRECKINRIDGE COUNTY													-
BUTLER COUNTY													-
CALLOWAY COUNTY													-
CAMPBELL COUNTY													-
CARROLL COUNTY													-
CARTER COUNTY													-
CLARK COUNTY													-
CLAY COUNTY													-
CLINTON COUNTY													-
CRITTENDEN COUNTY													-
CUMBERLAND COUNTY													-
DAVIESS COUNTY													-
EDMONSON COUNTY													-
ELLIOTT COUNTY													-
ESTILL COUNTY													-
FLOYD COUNTY													-
FRANKLIN COUNTY													-
GALLATIN COUNTY													-
GARRARD COUNTY													-
GRAYSON COUNTY													-
GREENUP COUNTY													-
HANCOCK COUNTY													-
HARDIN COUNTY													-
HARLAN COUNTY													-
HART COUNTY													-
HENDERSON COUNTY													-
HENRY COUNTY													-
JACKSON COUNTY													-
JEFFERSON COUNTY													-
JESSAMINE COUNTY													-
JOHNSON COUNTY													-
KNOTT COUNTY													-
KNOX COUNTY													-
LARUE COUNTY													-
LAUREL COUNTY													-
LAWRENCE COUNTY													-
LEE COUNTY													-
LESLIE COUNTY													-
LETCHER COUNTY													-
LEWIS COUNTY													-
LIVINGSTON COUNTY													-
LYON COUNTY													-
MADISON COUNTY													-
MARTIN COUNTY													-
MCCRACKEN COUNTY													-
MCCREARY COUNTY													-
MCLEAN COUNTY													-
MEADE COUNTY													-
MENIFEE COUNTY													-
MERCER COUNTY													-
MORGAN COUNTY													-
MUHLENBERG COUNTY													-
NELSON COUNTY													-
OHIO COUNTY													-
OWSLEY COUNTY													-
PERRY COUNTY													-
PIKE COUNTY													-
POWELL COUNTY													-
PULASKI COUNTY													-
ROCKCASTLE COUNTY													-
ROWAN COUNTY													-
RUSSELL COUNTY													-
SPENCER COUNTY													-
TAYLOR COUNTY													-
TRIGG COUNTY													-
UNION COUNTY													-
WARREN COUNTY													-
WAYNE COUNTY													-
WHITLEY COUNTY													-
WOLFE COUNTY													-
WOODFORD COUNTY													-
TOTAL	-			-	-	-	-	-	-	-	-	-	-

NOTE: AMOUNTS SHOWN ON THIS TABLE REPRESENT PAYMENTS MADE TO STATE OR LOCAL GOVERNMENTS DURING THE TIME PERIOD OF OCTOBER 2016 THROUGH SEPTEMBER 2017.

IF ANY PAYMENTS MADE TO THE STATE WERE NOT DISTRIBUTED TO LOCAL GOVERNMENTS OR WERE NOT DISTRIBUTED TO LOCAL GOVERNMENTS DURING THE OCTOBER 2016 THROUGH SEPTEMBER 2017 TIME PERIOD THEN THOSE PAYMENTS SHOULD NOT BE INCLUDED IN

Paperwork Reduction Act Statement The Paperwork Reduction Act of 1995 (44 U.S.C. 3501 et seq.) requires us to inform you that this information is being used to compute payments due units of general local government under the PILT Act (31 U.S.C. 6901-6907). Responses to this request is required to obtain a benefit. The public reporting burden for this collection of information is estimated to average 53 hours per response, including the time required for gathering the data needed and completing the reviewing the collection of information form. Send comments on the burden estimate or on any other aspect of this information collection, including suggestions for reducing this burden, to the Department of the Interior, Office of Budget, MS 4116, 1849 C St. NW, Washington, DC 20240. Under the Paperwork Reduction Act, an agency may not conduct or sponsor, and a person is not required to respond to, a collection of information unless it displays a currently valid OMB control number.

LIST NEW COUNTIES AND CORRESPONDING AMOUNTS BELOW:

AMERICAN OVERSIGHT

Payments in Lieu of Taxes (PILT Act)
Statement of Federal Land Payments, (43 CFR 44)
During The Period October 1, 2016 through September 30, 2017

ENCLOSURE 3
OMB NO. 1093-0005
EXPIRES: 03/31/2019

FEDERAL AGENCY MAKING PAYMENT AND TYPE OF PAYMENT

LOUISIANA COUNTIES	FS TIMBER PAYMENT TITLE I	FS TIMBER PAYMENT TITLE III	FS TIMBER 25% PAYMENT	FS/ONRR TIMBER PAYMENT	FS BANKHEAD JONES	ONRR/BLM MINERAL LEASING	BLM SEC 3 TAYLOR GRAZING	BLM SEC 15 TAYLOR GRAZING	BLM BANKHEAD JONES	BLM SALE OF MATERIALS	FERC POWER SALES	FW REFUGE SHARING	TOTAL
ACADIA PARISH													-
ASCENSION PARISH													-
AVOYELLES PARISH													-
BATON ROUGE													-
BIENVILLE PARISH													-
BOSSIER PARISH													-
CADDO PARISH													-
CALCASIEU PARISH													-
CALDWELL PARISH													-
CAMERON PARISH													-
CATAHOULA PARISH													-
CLAIBORNE PARISH													-
CONCORDIA PARISH													-
DE SOTO PARISH													-
EVANGELINE PARISH													-
GRANT PARISH													-
IBERIA PARISH													-
IBERVILLE PARISH													-
JEFFERSON DAVIS PARISH													-
JEFFERSON PARISH													-
LA SALLE PARISH													-
LAFAYETTE PARISH													-
LAFOURCHE PARISH													-
LIVINGSTON PARISH													-
MADISON PARISH													-
MOREHOUSE PARISH													-
NATCHITOCHES PARISH													-
NEW ORLEANS													-
ORLEANS PARISH													-
OUACHITA PARISH													-
PLAQUEMINES PARISH													-
POINTE COUPEE PARISH													-
RAPIDES PARISH													-
RED RIVER PARISH													-
ST BERNARD PARISH													-
ST CHARLES PARISH													-
ST JAMES PARISH													-
ST JOHN THE BAPTIST PARISH													-
ST LANDRY PARISH													-
ST MARTIN PARISH													-
ST MARY PARISH													-
ST TAMMANY PARISH													-
TANGIPAHOA PARISH													-
TERREBONNE PARISH													-
UNION PARISH													-
VERMILION PARISH													-
VERNON PARISH													-
WASHINGTON PARISH													-
WEBSTER PARISH													-
WEST BATON ROUGE													-
WEST CARROLL PARISH													-
WEST FELICIANA PARISH													-
WINN PARISH													-
TOTAL	-			-	-	-	-	-	-	-	-	-	-

NOTE: AMOUNTS SHOWN ON THIS TABLE REPRESENT PAYMENTS MADE TO STATE OR LOCAL GOVERNMENTS DURING THE TIME PERIOD OF OCTOBER 2016 THROUGH SEPTEMBER 2017.

IF ANY PAYMENTS MADE TO THE STATE WERE NOT DISTRIBUTED TO LOCAL GOVERNMENTS OR WERE NOT DISTRIBUTED TO LOCAL GOVERNMENTS DURING THE OCTOBER 2016 THROUGH SEPTEMBER 2017 TIME PERIOD THEN THOSE PAYMENTS SHOULD NOT BE INCLUDED IN THE SUBMISSION.

Paperwork Reduction Act Statement The Paperwork Reduction Act of 1995 (44 U.S.C. 3501 et seq.) requires us to inform you that this information is being used to compute payments due units of general local government under the PILT Act (31 U.S.C. 6901-6907). Responses to this request is required to obtain a benefit. The public reporting burden for this collection of information is estimated to average 53 hours per response, including the time required for gathering the data needed and completing the reviewing the collection of information form. Send comments on the burden estimate or on any other aspect of this information collection, including suggestions for reducing this burden, to the Department of the Interior, Office of Budget, MS 4116, 1849 C St. NW, Washington, DC 20240. Under the Paperwork Reduction Act, an agency may not conduct or sponsor, and a person is not required to respond to, a collection of information unless it displays a currently valid OMB control number.

LIST NEW COUNTIES AND CORRESPONDING AMOUNTS BELOW:

AMERICAN OVERSIGHT

Payments in Lieu of Taxes (PILT Act)
Statement of Federal Land Payments, (43 CFR 44)
During The Period October 1, 2016 through September 30, 2017

ENCLOSURE 3
OMB NO. 1093-0005
EXPIRES: 03/31/2019

FEDERAL AGENCY MAKING PAYMENT AND TYPE OF PAYMENT

MAINE COUNTIES	FS TIMBER PAYMENT TITLE I	FS TIMBER PAYMENT TITLE III	FS TIMBER 25% PAYMENT	FS/ONRR TIMBER PAYMENT	FS BANKHEAD JONES	ONRR/BLM MINERAL LEASING	BLM SEC 3 TAYLOR GRAZING	BLM SEC 15 TAYLOR GRAZING	BLM BANKHEAD JONES	BLM SALE OF MATERIALS	FERC POWER SALES	FW REFUGE SHARING	TOTAL
ALFRED TOWN													-
BAR HARBOR TOWN													-
BETHEL TOWN													-
BLUE HILL TOWN													-
CALAIS CITY													-
CRANBERRY ISLES													-
DAYTON TOWN													-
FRANKLIN COUNTY													-
GILEAD TOWN													-
GOULDSBORO TOWN													-
HANCOCK COUNTY													-
HOLLIS TOWN													-
ISLE AU HAUT TOWN													-
LOVEL TOWN													-
LYMAN TOWN													-
MONSON TOWN													-
MOUNT DESERT TOWN													-
OXFORD COUNTY													-
PISCATAQUIS COUNTY													-
ROBBINSTON TOWN													-
SANDY RIVER PLANTATION													-
SOMERSET COUNTY													-
SOUTHWEST HARBOR													-
STONEHAM TOWN													-
STOW TOWN													-
SWANS ISLAND TOWN													-
TREMONT TOWN													-
TRENTON TOWN													-
VINALHAVEN TOWN													-
WINTER HARBOR TOWN													-
YORK COUNTY													-
TOTAL	-			-	-	-	-	-	-	-	-	-	-

NOTE: AMOUNTS SHOWN ON THIS TABLE REPRESENT PAYMENTS MADE TO STATE OR LOCAL GOVERNMENTS DURING THE TIME PERIOD OF OCTOBER 2016 THROUGH SEPTEMBER 2017.

IF ANY PAYMENTS MADE TO THE STATE WERE NOT DISTRIBUTED TO LOCAL GOVERNMENTS OR WERE NOT DISTRIBUTED TO LOCAL GOVERNMENTS DURING THE OCTOBER 2016 THROUGH SEPTEMBER 2017 TIME PERIOD THEN THOSE PAYMENTS SHOULD NOT BE INCLUDED IN THE

Paperwork Reduction Act Statement The Paperwork Reduction Act of 1995 (44 U.S.C. 3501 et seq.) requires us to inform you that this information is being used to compute payments due units of general local government under the PILT Act (31 U.S.C. 6901-6907). Responses to this request is required to obtain a benefit. The public reporting burden for this collection of information is estimated to average 53 hours per response, including the time required for gathering the data needed and completing the reviewing the collection of information form. Send comments on the burden estimate or on any other aspect of this information collection, including suggestions for reducing this burden, to the Department of the Interior, Office of Budget, MS 4116, 1849 C St. NW, Washington, DC 20240. Under the Paperwork Reduction Act, an agency may not conduct or sponsor, and a person is not required to respond to, a collection of information unless it displays a currently valid OMB control number.

LIST NEW COUNTIES AND CORRESPONDING AMOUNTS BELOW:

AMERICAN OVERSIGHT

Payments in Lieu of Taxes (PILT Act)
Statement of Federal Land Payments, (43 CFR 44)
During The Period October 1, 2016 through September 30, 2017

ENCLOSURE 3
OMB NO. 1093-0005
EXPIRES: 03/31/2019

FEDERAL AGENCY MAKING PAYMENT AND TYPE OF PAYMENT

MARYLAND COUNTIES	FS TIMBER PAYMENT TITLE I	FS TIMBER PAYMENT TITLE III	FS TIMBER 25% PAYMENT	FS/ONRR TIMBER PAYMENT	FS BANKHEAD JONES	ONRR/BLM MINERAL LEASING	BLM SEC 3 TAYLOR GRAZING	BLM SEC 15 TAYLOR GRAZING	BLM BANKHEAD JONES	BLM SALE OF MATERIALS	FERC POWER SALES	FW REFUGE SHARING	TOTAL
ALLEGANY COUNTY													-
ANNE ARUNDEL COUNTY													-
BALTIMORE													-
BALTIMORE COUNTY													-
CECIL COUNTY													-
CHARLES COUNTY													-
DORCHESTER COUNTY													-
FREDERICK COUNTY													-
GARRETT COUNTY													-
MONTGOMERY COUNTY													-
PRINCE GEORGE'S COUNTY													-
QUEEN ANNE'S COUNTY													-
SOMERSET COUNTY													-
TALBOT COUNTY													-
WASHINGTON COUNTY													-
WICOMICO COUNTY													-
WORCESTER COUNTY													-
TOTAL	-	-			-	-	-	-	-	-	-	-	-

NOTE: AMOUNTS SHOWN ON THIS TABLE REPRESENT PAYMENTS MADE TO STATE OR LOCAL GOVERNMENTS DURING THE TIME PERIOD OF OCTOBER 2016 THROUGH SEPTEMBER 2017.

IF ANY PAYMENTS MADE TO THE STATE WERE NOT DISTRIBUTED TO LOCAL GOVERNMENTS OR WERE NOT DISTRIBUTED TO LOCAL GOVERNMENTS DURING THE OCTOBER 2016 THROUGH SEPTEMBER 2017 TIME PERIOD THEN THOSE PAYMENTS SHOULD NOT BE

Paperwork Reduction Act Statement The Paperwork Reduction Act of 1995 (44 U.S.C. 3501 et seq.) requires us to inform you that this information is being used to compute payments due units of general local government under the PILT Act (31 U.S.C. 6901-6907). Responses to this request is required to obtain a benefit. The public reporting burden for this collection of information is estimated to average 53 hours per response, including the time required for gathering the data needed and completing the reviewing the collection of information form. Send comments on the burden estimate or on any other aspect of this information collection, including suggestions for reducing this burden, to the Department of the Interior, Office of Budget, MS 4116, 1849 C St. NW, Washington, DC 20240. Under the Paperwork Reduction Act, an agency may not conduct or sponsor, and a person is not required to respond to, a collection of information unless it displays a currently valid OMB control number.

LIST NEW COUNTIES AND CORRESPONDING AMOUNTS BELOW:

AMERICAN OVERSIGHT

Payments in Lieu of Taxes (PILT Act)
Statement of Federal Land Payments, (43 CFR 44)
During The Period October 1, 2016 through September 30, 2017

ENCLOSURE 3
OMB NO. 1093-0005
EXPIRES: 03/31/2019

FEDERAL AGENCY MAKING PAYMENT AND TYPE OF PAYMENT

MASSACHUSETTS COUNTIES	FS TIMBER PAYMENT TITLE I	FS TIMBER PAYMENT TITLE III	FS TIMBER 25% PAYMENT	FS/ONRR TIMBER PAYMENT	FS BANKHEAD JONES	ONRR/BLM MINERAL LEASING	BLM SEC 3 TAYLOR GRAZING	BLM SEC 15 TAYLOR GRAZING	BLM BANKHEAD JONES	BLM SALE OF MATERIALS	FERC POWER SALES	FW REFUGE SHARING	TOTAL
ATLANTIC COUNTY													-
CAMDEN COUNTY													-
CAPE MAY COUNTY													-
CUMBERLAND COUNTY													-
DEDHAM TOWN													-
DOVER TOWN													-
DUDLEY TOWN													-
EASTHAM TOWN													-
EGREMONT TOWN													-
ESSEX COUNTY													-
FRANKLIN TOWN/CITY													-
GLOUCESTER COUNTY													-
GREAT BARRINGTON													-
HINSDALE TOWN													-
HOLLAND TOWN													-
HOLLISTON TOWN													-
HUDSON COUNTY													-
HUNTINGTON TOWN													-
LEE TOWN													-
LEXINGTON TOWN													-
LINCOLN TOWN													-
LOWELL CITY													-
MEDFIELD TOWN													-
MEDWAY TOWN													-
MENDON TOWN													-
MIDDLESEX COUNTY													-
MILLIS TOWN													-
MONMOUTH COUNTY													-
MONSON TOWN													-
MORRIS COUNTY													-
NEEDHAM TOWN													-
NEWTON CITY													-
NORFOLK TOWN													-
NORTH ADAMS CITY													-
NORTHBRIDGE TOWN													-
OAKHAM TOWN													-
OCEAN COUNTY													-
ORLEANS TOWN													-
OXFORD TOWN													-
PASSAIC COUNTY													-
PROVINCETOWN TOWN													-
QUINCY													-
ROYALSTON TOWN													-
SALEM													-
SALEM COUNTY													-
SANDISFIELD TOWN													-
SANDWICH TOWN													-
SAUGUS TOWN													-
SHEFFIELD TOWN													-
SHERBORN TOWN													-
SOMERSET COUNTY													-
SOUTHBRIDGE TOWN													-
SPRINGFIELD													-
STURBRIDGE TOWN													-
SUSSEX COUNTY													-
TEMPLETON TOWN													-
TOLLAND TOWN													-
TRURO TOWN													-
TYRINGHAM TOWN													-
UPTON TOWN													-
UXBRIDGE TOWN													-
WALPOLE TOWN													-
WARREN COUNTY													-
WASHINGTON TOWN													-
WELLFLEET TOWN													-
WINCHENDON TOWN													-
WRENTHAM TOWN													-
TOTAL	-			-	-	-	-	-	-	-	-	-	-

NOTE: AMOUNTS SHOWN ON THIS TABLE REPRESENT PAYMENTS MADE TO STATE OR LOCAL GOVERNMENTS DURING THE TIME PERIOD OF OCTOBER 2016 THROUGH SEPTEMBER 2017.

IF ANY PAYMENTS MADE TO THE STATE WERE NOT DISTRIBUTED TO LOCAL GOVERNMENTS OR WERE NOT DISTRIBUTED TO LOCAL GOVERNMENTS DURING THE OCTOBER 2016 THROUGH SEPTEMBER 2017 TIME PERIOD THEN THOSE PAYMENTS SHOULD NOT BE INCLUDED IN THE

Paperwork Reduction Act Statement The Paperwork Reduction Act of 1995 (44 U.S.C. 3501 et seq.) requires us to inform you that this information is being used to compute payments due units of general local government under the PILT Act (31 U.S.C. 6901-6907). Responses to this request is required to obtain a benefit. The public reporting burden for this collection of information is estimated to average 53 hours per response, including the time required for gathering the data needed and completing the reviewing the collection of information form. Send comments on the burden estimate or on any other aspect of this information collection, including suggestions for reducing this burden, to the Department of the Interior, Office of Budget, MS 4116, 1849 C St. NW, Washington, DC 20240. Under the Paperwork Reduction Act, an agency may not conduct or sponsor, and a person is not required to respond to, a collection of information unless it displays a currently valid OMB control number.

LIST NEW COUNTIES AND CORRESPONDING AMOUNTS BELOW:

AMERICAN OVERSIGHT

Payments in Lieu of Taxes (PILT Act)
Statement of Federal Land Payments, (43 CFR 44)
During The Period October 1, 2016 through September 30, 2017

ENCLOSURE 3
OMB NO. 1093-0005
EXPIRES: 03/31/2019

FEDERAL AGENCY MAKING PAYMENT AND TYPE OF PAYMENT

MICHIGAN COUNTIES	FS TIMBER PAYMENT TITLE I	FS TIMBER PAYMENT TITLE III	FS TIMBER 25% PAYMENT	FS/ONRR TIMBER PAYMENT	FS BANKHEAD JONES	ONRR/BLM MINERAL LEASING	BLM SEC 3 TAYLOR GRAZING	BLM SEC 15 TAYLOR GRAZING	BLM BANKHEAD JONES	BLM SALE OF MATERIALS	FERC POWER SALES	FW REFUGE SHARING	TOTAL
ALCONA COUNTY													-
ALGER COUNTY													-
ALLEGAN COUNTY													-
ALPENA COUNTY													-
BARAGA COUNTY													-
BARRY COUNTY													-
BAY COUNTY													-
BENZIE COUNTY													-
BERRIEN COUNTY													-
BRANCH COUNTY													-
CALHOUN COUNTY													-
CASS COUNTY													-
CHARLEVOIX COUNTY													-
CHEBOYGAN COUNTY													-
CHIPPEWA COUNTY													-
CLARE COUNTY													-
CRAWFORD COUNTY													-
DELTA COUNTY													-
GENESEE COUNTY													-
GOGEBIC COUNTY													-
GRAND TRAVERSE COUNTY													-
HOUGHTON COUNTY													-
IOSCO COUNTY													-
IRON COUNTY													-
KENT COUNTY													-
KEWEENAW COUNTY													-
LAKE COUNTY													-
LEELANAU COUNTY													-
MACKINAC COUNTY													-
MANISTEE COUNTY													-
MARQUETTE COUNTY													-
MASON COUNTY													-
MECOSTA COUNTY													-
MONROE COUNTY													-
MONTCALM COUNTY													-
MUSKEGON COUNTY													-
NEWAYGO COUNTY													-
OAKLAND COUNTY													-
OCEANA COUNTY													-
OGEMAW COUNTY													-
ONTONAGON COUNTY													-
OSCODA COUNTY													-
OTSEGO COUNTY													-
OTTAWA COUNTY													-
PRESQUE ISLE COUNTY													-
ROSCOMMON COUNTY													-
SCHOOLCRAFT COUNTY													-
ST CLAIR COUNTY													-
VAN BUREN COUNTY													-
WASHTENAW COUNTY													-
WAYNE COUNTY													-
WEXFORD COUNTY													-
TOTAL	-			-	-	-	-	-	-	-	-	-	-

NOTE: AMOUNTS SHOWN ON THIS TABLE REPRESENT PAYMENTS MADE TO STATE OR LOCAL GOVERNMENTS DURING THE TIME PERIOD OF OCTOBER 2016 THROUGH SEPTEMBER 2017.

IF ANY PAYMENTS MADE TO THE STATE WERE NOT DISTRIBUTED TO LOCAL GOVERNMENTS OR WERE NOT DISTRIBUTED TO LOCAL GOVERNMENTS DURING THE OCTOBER 2016 THROUGH SEPTEMBER 2017 TIME PERIOD THEN THOSE PAYMENTS SHOULD NOT BE INCLUDED IN THE

Paperwork Reduction Act Statement The Paperwork Reduction Act of 1995 (44 U.S.C. 3501 et seq.) requires us to inform you that this information is being used to compute payments due units of general local government under the PILT Act (31 U.S.C. 6901-6907). Responses to this request is required to obtain a benefit. The public reporting burden for this collection of information is estimated to average 53 hours per response, including the time required for gathering the data needed and completing the reviewing the collection of information form. Send comments on the burden estimate or on any other aspect of this information collection, including suggestions for reducing this burden, to the Department of the Interior, Office of Budget, MS 4116, 1849 C St. NW, Washington, DC 20240. Under the Paperwork Reduction Act, an agency may not conduct or sponsor, and a person is not required to respond to, a collection of information unless it displays a currently valid OMB control number.

LIST NEW COUNTIES AND CORRESPONDING AMOUNTS BELOW:

AMERICAN OVERSIGHT

Payments in Lieu of Taxes (PILT Act)
Statement of Federal Land Payments, (43 CFR 44)
During The Period October 1, 2016 through September 30, 2017

ENCLOSURE 3
OMB NO. 1093-0005
EXPIRES: 03/31/2019

FEDERAL AGENCY MAKING PAYMENT AND TYPE OF PAYMENT

MINNESOTA COUNTIES	FS TIMBER PAYMENT TITLE I	FS TIMBER PAYMENT TITLE III	FS TIMBER 25% PAYMENT	FS/ONRR TIMBER PAYMENT	FS BANKHEAD JONES	ONRR/BLM MINERAL LEASING	BLM SEC 3 TAYLOR GRAZING	BLM SEC 15 TAYLOR GRAZING	BLM BANKHEAD JONES	BLM SALE OF MATERIALS	FERC POWER SALES	FW REFUGE SHARING	TOTAL
AITKIN COUNTY													-
ANOKA COUNTY													-
BECKER COUNTY													-
BELTRAMI COUNTY													-
BIG STONE COUNTY													-
BROWN COUNTY													-
CASS COUNTY													-
CHIPPEWA COUNTY													-
CHISAGO COUNTY													-
COOK COUNTY													-
CROW WING COUNTY													-
DAKOTA COUNTY													-
DODGE COUNTY													-
DOUGLAS COUNTY													-
GOODHUE COUNTY													-
GRANT COUNTY													-
HENNEPIN COUNTY													-
HOUSTON COUNTY													-
HUBBARD COUNTY													-
ISANTI COUNTY													-
ITASCA COUNTY													-
KANDIYOHI COUNTY													-
KOOCHICHING COUNTY													-
LAC QUI PARLE COUNTY													-
LAKE COUNTY													-
LAKE OF THE WOODS COUNTY													-
LE SUEUR COUNTY													-
MARSHALL COUNTY													-
MCLEOD COUNTY													-
MEEKER COUNTY													-
MILLE LACS COUNTY													-
MORRISON COUNTY													-
MURRAY COUNTY													-
OTTER TAIL COUNTY													-
PINE COUNTY													-
PIPESTONE COUNTY													-
POLK COUNTY													-
POPE COUNTY													-
RAMSEY COUNTY													-
RENVILLE COUNTY													-
SHERBURNE COUNTY													-
ST LOUIS COUNTY													-
STEARNS COUNTY													-
SWIFT COUNTY													-
TODD COUNTY													-
TRAVERSE COUNTY													-
WABASHA COUNTY													-
WADENA COUNTY													-
WASHINGTON COUNTY													-
WILKIN COUNTY													-
WINONA COUNTY													-
WRIGHT COUNTY													-
TOTAL	-			-	-	-	-	-	-	-	-	-	-

NOTE: AMOUNTS SHOWN ON THIS TABLE REPRESENT PAYMENTS MADE TO STATE OR LOCAL GOVERNMENTS DURING THE TIME PERIOD OF OCTOBER 2016 THROUGH SEPTEMBER 2017.

IF ANY PAYMENTS MADE TO THE STATE WERE NOT DISTRIBUTED TO LOCAL GOVERNMENTS OR WERE NOT DISTRIBUTED TO LOCAL GOVERNMENTS DURING THE OCTOBER 2016 THROUGH SEPTEMBER 2017 TIME PERIOD THEN THOSE PAYMENTS SHOULD NOT BE INCLUDED IN THE

Paperwork Reduction Act Statement The Paperwork Reduction Act of 1995 (44 U.S.C. 3501 et seq.) requires us to inform you that this information is being used to compute payments due units of general local government under the PILT Act (31 U.S.C. 6901-6907). Responses to this request is required to obtain a benefit. The public reporting burden for this collection of information is estimated to average 53 hours per response, including the time required for gathering the data needed and completing the reviewing the collection of information form. Send comments on the burden estimate or on any other aspect of this information collection, including suggestions for reducing this burden, to the Department of the Interior, Office of Budget, MS 4116, 1849 C St. NW, Washington, DC 20240. Under the Paperwork Reduction Act, an agency may not conduct or sponsor, and a person is not required to respond to, a collection of information unless it displays a currently valid OMB control number.

LIST NEW COUNTIES AND CORRESPONDING AMOUNTS BELOW:

AMERICAN OVERSIGHT

Payments in Lieu of Taxes (PILT Act)
Statement of Federal Land Payments, (43 CFR 44)
During The Period October 1, 2016 through September 30, 2017

ENCLOSURE 3
OMB NO. 1093-0005
EXPIRES: 03/31/2019

FEDERAL AGENCY MAKING PAYMENT AND TYPE OF PAYMENT

MISSISSIPPI COUNTIES	FS TIMBER PAYMENT TITLE I	FS TIMBER PAYMENT TITLE III	FS TIMBER 25% PAYMENT	FS/ONRR TIMBER PAYMENT	FS BANKHEAD JONES	ONRR/BLM MINERAL LEASING	BLM SEC 3 TAYLOR GRAZING	BLM SEC 15 TAYLOR GRAZING	BLM BANKHEAD JONES	BLM SALE OF MATERIALS	FERC POWER SALES	FW REFUGE SHARING	TOTAL
ADAMS COUNTY													-
ALCORN COUNTY													-
AMITE COUNTY													-
ATTALA COUNTY													-
BENTON COUNTY													-
BOLIVAR COUNTY													-
CALHOUN COUNTY													-
CARROLL COUNTY													-
CHICKASAW COUNTY													-
CHOCTAW COUNTY													-
CLAIBORNE COUNTY													-
CLAY COUNTY													-
COAHOMA COUNTY													-
COPIAH COUNTY													-
COVINGTON COUNTY													-
DE SOTO COUNTY													-
FORREST COUNTY													-
FRANKLIN COUNTY													-
GEORGE COUNTY													-
GREENE COUNTY													-
GRENADA COUNTY													-
HANCOCK COUNTY													-
HARRISON COUNTY													-
HINDS COUNTY													-
HOLMES COUNTY													-
HUMPHREYS COUNTY													-
ISSAQUENA COUNTY													-
ITAWAMBA COUNTY													-
JACKSON COUNTY													-
JASPER COUNTY													-
JEFFERSON COUNTY													-
JONES COUNTY													-
KEMPER COUNTY													-
LAFAYETTE COUNTY													-
LAUDERDALE COUNTY													-
LAWRENCE COUNTY													-
LEAKE COUNTY													-
LEE COUNTY													-
LEFLORE COUNTY													-
LINCOLN COUNTY													-
LOWNDES COUNTY													-
MADISON COUNTY													-
MARSHALL COUNTY													-
MONROE COUNTY													-
MONTGOMERY COUNTY													-
NESHOBA COUNTY													-
NEWTON COUNTY													-
NOXUBEE COUNTY													-
OKTIBBEHA COUNTY													-
PANOLA COUNTY													-
PEARL RIVER COUNTY													-
PERRY COUNTY													-
PIKE COUNTY													-
PONTOTOC COUNTY													-
PRENTISS COUNTY													-
QUITMAN COUNTY													-
RANKIN COUNTY													-
SCOTT COUNTY													-
SHARKEY COUNTY													-
SIMPSON COUNTY													-
SMITH COUNTY													-
STONE COUNTY													-
TALLAHATCHIE COUNTY													-
TATE COUNTY													-
TIPPAH COUNTY													-
TISHOMINGO COUNTY													-
TUNICA COUNTY													-
UNION COUNTY													-
WALTHAL COUNTY													-
WARREN COUNTY													-
WASHINGTON COUNTY													-
WAYNE COUNTY													-
WEBSTER COUNTY													-
WILKINSON COUNTY													-
WINSTON COUNTY													-
YALOBUSHA COUNTY													-
YAZOO COUNTY													-
TOTAL	-			-	-	-	-	-	-	-	-	-	-

NOTE: AMOUNTS SHOWN ON THIS TABLE REPRESENT PAYMENTS MADE TO STATE OR LOCAL GOVERNMENTS DURING THE TIME PERIOD OF OCTOBER 2016 THROUGH SEPTEMBER 2017.

IF ANY PAYMENTS MADE TO THE STATE WERE NOT DISTRIBUTED TO LOCAL GOVERNMENTS OR WERE NOT DISTRIBUTED TO LOCAL GOVERNMENTS DURING THE OCTOBER 2016 THROUGH SEPTEMBER 2017 TIME PERIOD THEN THOSE PAYMENTS SHOULD NOT BE INCLUDED IN THE

Paperwork Reduction Act Statement The Paperwork Reduction Act of 1995 (44 U.S.C. 3501 et seq.) requires us to inform you that this information is being used to compute payments due units of general local government under the PILT Act (31 U.S.C. 6901-6907). Responses to this request is required to obtain a benefit. The public reporting burden for this collection of information is estimated to average 53 hours per response, including the time required for gathering the data needed and completing the reviewing the collection of information form. Send comments on the burden estimate or on any other aspect of this information collection, including suggestions for reducing this burden, to the Department of the Interior, Office of Budget, MS 4116, 1849 C St. NW, Washington, DC 20240. Under the Paperwork Reduction Act, an agency may not conduct or sponsor, and a person is not required to respond to, a collection of information unless it displays a currently valid OMB control number.

LIST NEW COUNTIES AND CORRESPONDING AMOUNTS BELOW:

AMERICAN OVERSIGHT

Payments in Lieu of Taxes (PILT Act)
Statement of Federal Land Payments, (43 CFR 44)
During The Period October 1, 2016 through September 30, 2017

ENCLOSURE 3
OMB NO. 1093-0005
EXPIRES: 03/31/2019

FEDERAL AGENCY MAKING PAYMENT AND TYPE OF PAYMENT

MISSOURI COUNTIES	FS TIMBER PAYMENT TITLE I	FS TIMBER PAYMENT TITLE III	FS TIMBER 25% PAYMENT	FS/ONRR TIMBER PAYMENT	FS BANKHEAD JONES	ONRR/BLM MINERAL LEASING	BLM SEC 3 TAYLOR GRAZING	BLM SEC 15 TAYLOR GRAZING	BLM BANKHEAD JONES	BLM SALE OF MATERIALS	FERC POWER SALES	FW REFUGE SHARING	TOTAL
ANDREW COUNTY													-
ATCHISON COUNTY													-
BARRY COUNTY													-
BATES COUNTY													-
BENTON COUNTY													-
BOLLINGER COUNTY													-
BOONE COUNTY													-
BUCHANAN COUNTY													-
BUTLER COUNTY													-
CALDWELL COUNTY													-
CALLAWAY COUNTY													-
CAMDEN COUNTY													-
CARROLL COUNTY													-
CARTER COUNTY													-
CEDAR COUNTY													-
CHARITON COUNTY													-
CHRISTIAN COUNTY													-
CLAY COUNTY													-
CLINTON COUNTY													-
COLE COUNTY													-
COOPER COUNTY													-
CRAWFORD COUNTY													-
DADE COUNTY													-
DALLAS COUNTY													-
DAVIESS COUNTY													-
DENT COUNTY													-
DOUGLAS COUNTY													-
DUNKLIN COUNTY													-
FRANKLIN COUNTY													-
GASCONADE COUNTY													-
GREENE COUNTY													-
GRUNDY COUNTY													-
HENRY COUNTY													-
HICKORY COUNTY													-
HOLT COUNTY													-
HOWARD COUNTY													-
HOWELL COUNTY													-
IRON COUNTY													-
JACKSON COUNTY													-
LACLEDE COUNTY													-
LAFAYETTE COUNTY													-
LEWIS COUNTY													-
LINCOLN COUNTY													-
MACON COUNTY													-
MADISON COUNTY													-
MARION COUNTY													-
MISSISSIPPI COUNTY													-
MONITEAU COUNTY													-
MONROE COUNTY													-
MONTGOMERY COUNTY													-
NEW MADRID COUNTY													-
NEWTON COUNTY													-
OREGON COUNTY													-
OSAGE COUNTY													-
OZARK COUNTY													-
PEMISCOT COUNTY													-
PHELPS COUNTY													-
PIKE COUNTY													-
PLATTE COUNTY													-
POLK COUNTY													-
PULASKI COUNTY													-
RALLS COUNTY													-
RAY COUNTY													-
REYNOLDS COUNTY													-
RIPLEY COUNTY													-
SALINE COUNTY													-
SHANNON COUNTY													-
ST CHARLES COUNTY													-
ST CLAIR COUNTY													-
ST FRANCOIS COUNTY													-
ST LOUIS COUNTY													-
STE. GENEVIEVE COUNTY													-
STODDARD COUNTY													-
STONE COUNTY													-
TANEY COUNTY													-
TEXAS COUNTY													-
VERNON COUNTY													-
WASHINGTON COUNTY													-
WAYNE COUNTY													-
WRIGHT COUNTY													-
TOTAL	-			-	-	-	-	-	-	-	-	-	-

NOTE: AMOUNTS SHOWN ON THIS TABLE REPRESENT PAYMENTS MADE TO STATE OR LOCAL GOVERNMENTS DURING THE TIME PERIOD OF OCTOBER 2016 THROUGH SEPTEMBER 2017.

IF ANY PAYMENTS MADE TO THE STATE WERE NOT DISTRIBUTED TO LOCAL GOVERNMENTS OR WERE NOT DISTRIBUTED TO LOCAL GOVERNMENTS DURING THE OCTOBER 2016 THROUGH SEPTEMBER 2017 TIME PERIOD THEN THOSE PAYMENTS SHOULD NOT BE INCLUDED IN THE

Paperwork Reduction Act Statement The Paperwork Reduction Act of 1995 (44 U.S.C. 3501 et seq.) requires us to inform you that this information is being used to compute payments due units of general local government under the PILT Act (31 U.S.C. 6901-6907). Responses to this request is required to obtain a benefit. The public reporting burden for this collection of information is estimated to average 53 hours per response, including the time required for gathering the data needed and completing the reviewing the collection of information form. Send comments on the burden estimate or on any other aspect of this information collection, including suggestions for reducing this burden, to the Department of the Interior, Office of Budget, MS 4116, 1849 C St. NW, Washington, DC 20240. Under the Paperwork Reduction Act, an agency may not conduct or sponsor, and a person is not required to respond to, a collection of information unless it displays a currently valid OMB control number.

LIST NEW COUNTIES AND CORRESPONDING AMOUNTS BELOW:

AMERICAN OVERSIGHT

Payments in Lieu of Taxes (PILT Act)
Statement of Federal Land Payments, (43 CFR 44)
During The Period October 1, 2016 through September 30, 2017

ENCLOSURE 3
OMB NO. 1093-0005
EXPIRES: 03/31/2019

FEDERAL AGENCY MAKING PAYMENT AND TYPE OF PAYMENT

MONTANA COUNTIES	FS TIMBER PAYMENT TITLE I	FS TIMBER PAYMENT TITLE III	FS TIMBER 25% PAYMENT	FS/ONRR TIMBER PAYMENT	FS BANKHEAD JONES	ONRR/BLM MINERAL LEASING	BLM SEC 3 TAYLOR GRAZING	BLM SEC 15 TAYLOR GRAZING	BLM BANKHEAD JONES	BLM SALE OF MATERIALS	FERC POWER SALES	FW REFUGE SHARING	TOTAL
ANACONDA DEER LODGE COUNTY													-
BEAVERHEAD COUNTY													-
BIG HORN COUNTY													-
BLAINE COUNTY													-
BROADWATER COUNTY													-
CARBON COUNTY													-
CARTER COUNTY													-
CASCADE COUNTY													-
CHOUTEAU COUNTY													-
CUSTER COUNTY													-
DANIELS COUNTY													-
DAWSON COUNTY													-
FALLON COUNTY													-
FERGUS COUNTY													-
FLATHEAD COUNTY													-
GALLATIN COUNTY													-
GARFIELD COUNTY													-
GLACIER COUNTY													-
GOLDEN VALLEY COUNTY													-
GRANITE COUNTY													-
HILL COUNTY													-
JEFFERSON COUNTY													-
JUDITH BASIN COUNTY													-
LAKE COUNTY													-
LEWIS & CLARK COUNTY													-
LIBERTY COUNTY													-
LINCOLN COUNTY													-
MADISON COUNTY													-
MCCONE COUNTY													-
MEAGHER COUNTY													-
MINERAL COUNTY													-
MISSOULA COUNTY													-
MUSSELSHELL COUNTY													-
PARK COUNTY													-
PETROLEUM COUNTY													-
PHILLIPS COUNTY													-
PONDERA COUNTY													-
POWDER RIVER COUNTY													-
POWELL COUNTY													-
PRAIRIE COUNTY													-
RAVALLI COUNTY													-
RICHLAND COUNTY													-
ROOSEVELT COUNTY													-
ROSEBUD COUNTY													-
SANDERS COUNTY													-
SHERIDAN COUNTY													-
SILVER BOW CENSUS CITY													-
STILLWATER COUNTY													-
SWEET GRASS COUNTY													-
TETON COUNTY													-
TOOLE COUNTY													-
TREASURE COUNTY													-
VALLEY COUNTY													-
WHEATLAND COUNTY													-
WIBAUX COUNTY													-
YELLOWSTONE COUNTY													-
TOTAL	-			-	-	-	-	-	-	-	-	-	-

NOTE: AMOUNTS SHOWN ON THIS TABLE REPRESENT PAYMENTS MADE TO STATE OR LOCAL GOVERNMENTS DURING THE TIME PERIOD OF OCTOBER 2016 THROUGH SEPTEMBER 2017.

IF ANY PAYMENTS MADE TO THE STATE WERE NOT DISTRIBUTED TO LOCAL GOVERNMENTS OR WERE NOT DISTRIBUTED TO LOCAL GOVERNMENTS DURING THE OCTOBER 2016 THROUGH SEPTEMBER 2017 TIME PERIOD THEN THOSE PAYMENTS SHOULD NOT BE INCLUDED IN THE SUBMISSION.

Paperwork Reduction Act Statement The Paperwork Reduction Act of 1995 (44 U.S.C. 3501 et seq.) requires us to inform you that this information is being used to compute payments due units of general local government under the PILT Act (31 U.S.C. 6901-6907). Responses to this request is required to obtain a benefit. The public reporting burden for this collection of information is estimated to average 53 hours per response, including the time required for gathering the data needed and completing the reviewing the collection of information form. Send comments on the burden estimate or on any other aspect of this information collection, including suggestions for reducing this burden, to the Department of the Interior, Office of Budget, MS 4116, 1849 C St. NW, Washington, DC 20240. Under the Paperwork Reduction Act, an agency may not conduct or sponsor, and a person is not required to respond to, a collection of information unless it displays a currently valid OMB control number.

LIST NEW COUNTIES AND CORRESPONDING AMOUNTS BELOW:

AMERICAN OVERSIGHT

Payments in Lieu of Taxes (PILT Act)
Statement of Federal Land Payments, (43 CFR 44)
During The Period October 1, 2016 through September 30, 2017

ENCLOSURE 3
OMB NO. 1093-0005
EXPIRES: 03/31/2019

FEDERAL AGENCY MAKING PAYMENT AND TYPE OF PAYMENT

NEBRASKA COUNTIES	FS TIMBER PAYMENT TITLE I	FS TIMBER PAYMENT TITLE III	FS TIMBER 25% PAYMENT	FS/ONRR TIMBER PAYMENT	FS BANKHEAD JONES	ONRR/BLM MINERAL LEASING	BLM SEC 3 TAYLOR GRAZING	BLM SEC 15 TAYLOR GRAZING	BLM BANKHEAD JONES	BLM SALE OF MATERIALS	FERC POWER SALES	FW REFUGE SHARING	TOTAL
ADAMS COUNTY													-
BLAINE COUNTY													-
BROWN COUNTY													-
BURT COUNTY													-
CASS COUNTY													-
CEDAR COUNTY													-
CHASE COUNTY													-
CHERRY COUNTY													-
CUSTER COUNTY													-
DAKOTA COUNTY													-
DAWES COUNTY													-
DIXON COUNTY													-
DOUGLAS COUNTY													-
FRANKLIN COUNTY													-
FRONTIER COUNTY													-
FURNAS COUNTY													-
GAGE COUNTY													-
GARDEN COUNTY													-
GARFIELD COUNTY													-
GREELEY COUNTY													-
HARLAN COUNTY													-
HAYES COUNTY													-
HITCHCOCK COUNTY													-
HOLT COUNTY													-
HOOKER COUNTY													-
HOWARD COUNTY													-
KNOX COUNTY													-
LANCASTER COUNTY													-
LOUP COUNTY													-
MCPHERSON COUNTY													-
MERRICK COUNTY													-
MORRILL COUNTY													-
NANCE COUNTY													-
NEMAHA COUNTY													-
NUCKOLLS COUNTY													-
OTOE COUNTY													-
RED WILLOW COUNTY													-
RICHARDSON COUNTY													-
ROCK COUNTY													-
SARPY COUNTY													-
SCOTTS BLUFF COUNTY													-
SEWARD COUNTY													-
SHERIDAN COUNTY													-
SHERMAN COUNTY													-
SIOUX COUNTY													-
THOMAS COUNTY													-
THURSTON COUNTY													-
VALLEY COUNTY													-
WEBSTER COUNTY													-
YORK COUNTY													-
TOTAL	-			-	-	-	-	-	-	-	-	-	-

NOTE: AMOUNTS SHOWN ON THIS TABLE REPRESENT PAYMENTS MADE TO STATE OR LOCAL GOVERNMENTS DURING THE TIME PERIOD OF OCTOBER 2016 THROUGH SEPTEMBER 2017.

IF ANY PAYMENTS MADE TO THE STATE WERE NOT DISTRIBUTED TO LOCAL GOVERNMENTS OR WERE NOT DISTRIBUTED TO LOCAL GOVERNMENTS DURING THE OCTOBER 2016 THROUGH SEPTEMBER 2017 TIME PERIOD THEN THOSE PAYMENTS SHOULD NOT BE INCLUDED IN THE

Paperwork Reduction Act Statement The Paperwork Reduction Act of 1995 (44 U.S.C. 3501 et seq.) requires us to inform you that this information is being used to compute payments due units of general local government under the PILT Act (31 U.S.C. 6901-6907). Responses to this request is required to obtain a benefit. The public reporting burden for this collection of information is estimated to average 53 hours per response, including the time required for gathering the data needed and completing the reviewing the collection of information form. Send comments on the burden estimate or on any other aspect of this information collection, including suggestions for reducing this burden, to the Department of the Interior, Office of Budget, MS 4116, 1849 C St. NW, Washington, DC 20240. Under the Paperwork Reduction Act, an agency may not conduct or sponsor, and a person is not required to respond to, a collection of information unless it displays a currently valid OMB control number.

LIST NEW COUNTIES AND CORRESPONDING AMOUNTS BELOW:

AMERICAN OVERSIGHT

Payments in Lieu of Taxes (PILT Act)
Statement of Federal Land Payments, (43 CFR 44)
During The Period October 1, 2016 through September 30, 2017

ENCLOSURE 3
OMB NO. 1093-0005
EXPIRES: 03/31/2019

FEDERAL AGENCY MAKING PAYMENT AND TYPE OF PAYMENT

NEVADA COUNTIES	FS TIMBER PAYMENT TITLE I	FS TIMBER PAYMENT TITLE III	FS TIMBER 25% PAYMENT	FS/ONRR TIMBER PAYMENT	FS BANKHEAD JONES	ONRR/BLM MINERAL LEASING	BLM SEC 3 TAYLOR GRAZING	BLM SEC 15 TAYLOR GRAZING	BLM BANKHEAD JONES	BLM SALE OF MATERIALS	FERC POWER SALES	FW REFUGE SHARING	TOTAL
CARSON CITY													-
CHURCHILL COUNTY													-
CLARK COUNTY													-
DOUGLAS COUNTY													-
ELKO COUNTY													-
ESMERALDA COUNTY													-
EUREKA COUNTY													-
HUMBOLDT COUNTY													-
LANDER COUNTY													-
LINCOLN COUNTY													-
LYON COUNTY													-
MINERAL COUNTY													-
NYE COUNTY													-
PERSHING COUNTY													-
STOREY COUNTY													-
WASHOE COUNTY													-
WHITE PINE COUNTY													-
TOTAL	-			-	-	-	-	-	-	-	-	-	-

NOTE: AMOUNTS SHOWN ON THIS TABLE REPRESENT PAYMENTS MADE TO STATE OR LOCAL GOVERNMENTS DURING THE TIME PERIOD OF OCTOBER 2016 THROUGH SEPTEMBER 2017.

IF ANY PAYMENTS MADE TO THE STATE WERE NOT DISTRIBUTED TO LOCAL GOVERNMENTS OR WERE NOT DISTRIBUTED TO LOCAL GOVERNMENTS DURING THE OCTOBER 2016 THROUGH SEPTEMBER 2017 TIME PERIOD THEN THOSE PAYMENTS SHOULD NOT BE INCLUDED IN THE

Paperwork Reduction Act Statement The Paperwork Reduction Act of 1995 (44 U.S.C. 3501 et seq.) requires us to inform you that this information is being used to compute payments due units of general local government under the PILT Act (31 U.S.C. 6901-6907). Responses to this request is required to obtain a benefit. The public reporting burden for this collection of information is estimated to average 53 hours per response, including the time required for gathering the data needed and completing the reviewing the collection of information form. Send comments on the burden estimate or on any other aspect of this information collection, including suggestions for reducing this burden, to the Department of the Interior, Office of Budget, MS 4116, 1849 C St. NW, Washington, DC 20240. Under the Paperwork Reduction Act, an agency may not conduct or sponsor, and a person is not required to respond to, a collection of information unless it displays a currently valid OMB control number.

LIST NEW COUNTIES AND CORRESPONDING AMOUNTS BELOW:

AMERICAN OVERSIGHT

Payments in Lieu of Taxes (PILT Act)
Statement of Federal Land Payments, (43 CFR 44)
During The Period October 1, 2016 through September 30, 2017

ENCLOSURE 3
OMB NO. 1093-0005
EXPIRES: 03/31/2019

FEDERAL AGENCY MAKING PAYMENT AND TYPE OF PAYMENT

NEW HAMPSHIRE COUNTIES	FS TIMBER PAYMENT TITLE I	FS TIMBER PAYMENT TITLE III	FS TIMBER 25% PAYMENT	FS/ONRR TIMBER PAYMENT	FS BANKHEAD JONES	ONRR/BLM MINERAL LEASING	BLM SEC 3 TAYLOR GRAZING	BLM SEC 15 TAYLOR GRAZING	BLM BANKHEAD JONES	BLM SALE OF MATERIALS	FERC POWER SALES	FW REFUGE SHARING	TOTAL
ALBANY TOWN													-
BARTLETT TOWN													-
BENTON TOWN													-
BERLIN													-
BETHLEHEM TOWN													-
BRISTOL TOWN													-
CAMPTON TOWN													-
CARROLL COUNTY													-
CARROLL TOWN													-
CHATHAM TOWN													-
COOS COUNTY													-
CORNISH TOWN													-
DORCHESTER TOWN													-
DUBLIN TOWN													-
DUNBARTON TOWN													-
EASTON TOWN													-
ELLSWORTH TOWN													-
FRANCONIA TOWN													-
GORHAM TOWN													-
GRAFTON COUNTY													-
HANCOCK TOWN													-
HANOVER TOWN													-
HARRISVILLE TOWN													-
HARTS LOCATION TOWN													-
HENNIKER TOWN													-
HILL TOWN													-
HOPKINTON TOWN													-
JACKSON TOWN													-
JEFFERSON TOWN													-
KEENE													-
LANCASTER TOWN													-
LANDAFF TOWN													-
LINCOLN TOWN													-
LYME TOWN													-
MERRIMACK COUNTY													-
MILAN TOWN													-
NEW HAMPTON TOWN													-
ORFORD TOWN													-
PETERBOROUGH TOWN													-
PIERMONT TOWN													-
PLYMOUTH TOWN													-
RANDOLPH TOWN													-
ROXBURY TOWN													-
RUMNEY TOWN													-
SALISBURY TOWN													-
SANBORNTON TOWN													-
SANDWICH TOWN													-
SHELBURNE TOWN													-
STARK TOWN													-
SURRY TOWN													-
TAMWORTH TOWN													-
THORNTON TOWN													-
WARREN TOWN													-
WATERVILLE VALLEY													-
WEARE TOWN													-
WEBSTER TOWN													-
WENTWORTH TOWN													-
WOODSTOCK TOWN													-
TOTAL	-			-	-	-	-	-	-	-	-	-	-

NOTE: AMOUNTS SHOWN ON THIS TABLE REPRESENT PAYMENTS MADE TO STATE OR LOCAL GOVERNMENTS DURING THE TIME PERIOD OF OCTOBER 2016 THROUGH SEPTEMBER 2017.

IF ANY PAYMENTS MADE TO THE STATE WERE NOT DISTRIBUTED TO LOCAL GOVERNMENTS OR WERE NOT DISTRIBUTED TO LOCAL GOVERNMENTS DURING THE OCTOBER 2016 THROUGH SEPTEMBER 2017 TIME PERIOD THEN THOSE PAYMENTS SHOULD NOT BE INCLUDED

Paperwork Reduction Act Statement The Paperwork Reduction Act of 1995 (44 U.S.C. 3501 et seq.) requires us to inform you that this information is being used to compute payments due units of general local government under the PILT Act (31 U.S.C. 6901-6907). Responses to this request is required to obtain a benefit. The public reporting burden for this collection of information is estimated to average 53 hours per response, including the time required for gathering the data needed and completing the reviewing the collection of information form. Send comments on the burden estimate or on any other aspect of this information collection, including suggestions for reducing this burden, to the Department of the Interior, Office of Budget, MS 4116, 1849 C St. NW, Washington, DC 20240. Under the Paperwork Reduction Act, an agency may not conduct or sponsor, and a person is not required to respond to, a collection of information unless it displays a currently valid OMB control number.

LIST NEW COUNTIES AND CORRESPONDING AMOUNTS BELOW:

AMERICAN OVERSIGHT

Payments in Lieu of Taxes (PILT Act)
Statement of Federal Land Payments, (43 CFR 44)
During The Period October 1, 2016 through September 30, 2017

ENCLOSURE 3
OMB NO. 1093-0005
EXPIRES: 03/31/2019

FEDERAL AGENCY MAKING PAYMENT AND TYPE OF PAYMENT

NEW JERSEY COUNTIES	FS TIMBER PAYMENT TITLE I	FS TIMBER PAYMENT TITLE III	FS TIMBER 25% PAYMENT	FS/ONRR TIMBER PAYMENT	FS BANKHEAD JONES	ONRR/BLM MINERAL LEASING	BLM SEC 3 TAYLOR GRAZING	BLM SEC 15 TAYLOR GRAZING	BLM BANKHEAD JONES	BLM SALE OF MATERIALS	FERC POWER SALES	FW REFUGE SHARING	TOTAL
ATLANTIC COUNTY													-
CAMDEN COUNTY													-
CAPE MAY COUNTY													-
CUMBERLAND COUNTY													-
ESSEX COUNTY													-
GLOUCESTER COUNTY													-
HUDSON COUNTY													-
MIDDLESEX COUNTY													-
MONMOUTH COUNTY													-
MORRIS COUNTY													-
OCEAN COUNTY													-
PASSAIC COUNTY													-
SALEM COUNTY													-
SOMERSET COUNTY													-
SUSSEX COUNTY													-
WARREN COUNTY													-
TOTAL	-			-	-	-	-	-	-	-	-	-	-

NOTE: AMOUNTS SHOWN ON THIS TABLE REPRESENT PAYMENTS MADE TO STATE OR LOCAL GOVERNMENTS DURING THE TIME PERIOD OF OCTOBER 2016 THROUGH SEPTEMBER 2017.

IF ANY PAYMENTS MADE TO THE STATE WERE NOT DISTRIBUTED TO LOCAL GOVERNMENTS OR WERE NOT DISTRIBUTED TO LOCAL GOVERNMENTS DURING THE OCTOBER 2016 THROUGH SEPTEMBER 2017 TIME PERIOD THEN THOSE PAYMENTS SHOULD NOT BE INCLUDED IN THE

Paperwork Reduction Act Statement The Paperwork Reduction Act of 1995 (44 U.S.C. 3501 et seq.) requires us to inform you that this information is being used to compute payments due units of general local government under the PILT Act (31 U.S.C. 6901-6907). Responses to this request is required to obtain a benefit. The public reporting burden for this collection of information is estimated to average 53 hours per response, including the time required for gathering the data needed and completing the reviewing the collection of information form. Send comments on the burden estimate or on any other aspect of this information collection, including suggestions for reducing this burden, to the Department of the Interior, Office of Budget, MS 4116, 1849 C St. NW, Washington, DC 20240. Under the Paperwork Reduction Act, an agency may not conduct or sponsor, and a person is not required to respond to, a collection of information unless it displays a currently valid OMB control number.

LIST NEW COUNTIES AND CORRESPONDING AMOUNTS BELOW:

AMERICAN OVERSIGHT

Payments in Lieu of Taxes (PILT Act)
Statement of Federal Land Payments, (43 CFR 44)
During The Period October 1, 2016 through September 30, 2017

ENCLOSURE 3
OMB NO. 1093-0005
EXPIRES: 03/31/2019

FEDERAL AGENCY MAKING PAYMENT AND TYPE OF PAYMENT

NEW MEXICO COUNTIES	FS TIMBER PAYMENT TITLE I	FS TIMBER PAYMENT TITLE III	FS TIMBER 25% PAYMENT	FS/ONRR TIMBER PAYMENT	FS BANKHEAD JONES	ONRR/BLM MINERAL LEASING	BLM SEC 3 TAYLOR GRAZING	BLM SEC 15 TAYLOR GRAZING	BLM BANKHEAD JONES	BLM SALE OF MATERIALS	FERC POWER SALES	FW REFUGE SHARING	TOTAL
BERNALILLO COUNTY													-
CATRON COUNTY													-
CHAVES COUNTY													-
CIBOLA COUNTY													-
COLFAX COUNTY													-
DE BACA COUNTY													-
DONA ANA COUNTY													-
EDDY COUNTY													-
GRANT COUNTY													-
GUADALUPE COUNTY													-
HARDING COUNTY													-
HIDALGO COUNTY													-
LEA COUNTY													-
LINCOLN COUNTY													-
LOS ALAMOS COUNTY													-
LUNA COUNTY													-
MCKINLEY COUNTY													-
MORA COUNTY													-
OTERO COUNTY													-
QUAY COUNTY													-
RIO ARRIBA COUNTY													-
ROOSEVELT COUNTY													-
SAN JUAN COUNTY													-
SAN MIGUEL COUNTY													-
SANDOVAL COUNTY													-
SANTA FE COUNTY													-
SIERRA COUNTY													-
SOCORRO COUNTY													-
TAOS COUNTY													-
TORRANCE COUNTY													-
UNION COUNTY													-
VALENCIA COUNTY													-
TOTAL	-			-	-	-	-	-	-	-	-	-	-

NOTE: AMOUNTS SHOWN ON THIS TABLE REPRESENT PAYMENTS MADE TO STATE OR LOCAL GOVERNMENTS DURING THE TIME PERIOD OF OCTOBER 2016 THROUGH SEPTEMBER 2017.

IF ANY PAYMENTS MADE TO THE STATE WERE NOT DISTRIBUTED TO LOCAL GOVERNMENTS OR WERE NOT DISTRIBUTED TO LOCAL GOVERNMENTS DURING THE OCTOBER 2016 THROUGH SEPTEMBER 2017 TIME PERIOD THEN THOSE PAYMENTS SHOULD NOT BE INCLUDED

Paperwork Reduction Act Statement The Paperwork Reduction Act of 1995 (44 U.S.C. 3501 et seq.) requires us to inform you that this information is being used to compute payments due units of general local government under the PILT Act (31 U.S.C. 6901-6907). Responses to this request is required to obtain a benefit. The public reporting burden for this collection of information is estimated to average 53 hours per response, including the time required for gathering the data needed and completing the reviewing the collection of information form. Send comments on the burden estimate or on any other aspect of this information collection, including suggestions for reducing this burden, to the Department of the Interior, Office of Budget, MS 4116, 1849 C St. NW, Washington, DC 20240. Under the Paperwork Reduction Act, an agency may not conduct or sponsor, and a person is not required to respond to, a collection of information unless it displays a currently valid OMB control number.

LIST NEW COUNTIES AND CORRESPONDING AMOUNTS BELOW:

AMERICAN OVERSIGHT

Payments in Lieu of Taxes (PILT Act)
Statement of Federal Land Payments, (43 CFR 44)
During The Period October 1, 2016 through September 30, 2017

ENCLOSURE 3
OMB NO. 1093-0005
EXPIRES: 03/31/2019

FEDERAL AGENCY MAKING PAYMENT AND TYPE OF PAYMENT

NEW YORK COUNTIES	FS TIMBER PAYMENT TITLE I	FS TIMBER PAYMENT TITLE III	FS TIMBER 25% PAYMENT	FS/ONRR TIMBER PAYMENT	FS BANKHEAD JONES	ONRR/BLM MINERAL LEASING	BLM SEC 3 TAYLOR GRAZING	BLM SEC 15 TAYLOR GRAZING	BLM BANKHEAD JONES	BLM SALE OF MATERIALS	FERC POWER SALES	FW REFUGE SHARING	TOTAL
ALBANY COUNTY													-
ALLEGANY COUNTY													-
BROOME COUNTY													-
CATTARAUGUS COUNTY													-
CHENANGO COUNTY													-
COLUMBIA COUNTY													-
CORTLAND COUNTY													-
DELAWARE COUNTY													-
DUTCHESS COUNTY													-
ERIE COUNTY													-
GREENE COUNTY													-
LIVINGSTON COUNTY													-
NASSAU COUNTY													-
NEW YORK													-
ONEIDA COUNTY													-
ONONDAGA COUNTY													-
ORANGE COUNTY													-
PUTNAM COUNTY													-
RENSSELAER COUNTY													-
SARATOGA COUNTY													-
SCHUYLER COUNTY													-
SENECA COUNTY													-
STEUBEN COUNTY													-
SUFFOLK COUNTY													-
SULLIVAN COUNTY													-
TIOGA COUNTY													-
WASHINGTON COUNTY													-
WESTCHESTER COUNTY													-
WYOMING COUNTY													-
TOTAL	-			-	-	-	-	-	-	-	-	-	-

NOTE: AMOUNTS SHOWN ON THIS TABLE REPRESENT PAYMENTS MADE TO STATE OR LOCAL GOVERNMENTS DURING THE TIME PERIOD OF OCTOBER 2016 THROUGH SEPTEMBER 2017.

IF ANY PAYMENTS MADE TO THE STATE WERE NOT DISTRIBUTED TO LOCAL GOVERNMENTS OR WERE NOT DISTRIBUTED TO LOCAL GOVERNMENTS DURING THE OCTOBER 2016 THROUGH SEPTEMBER 2017 TIME PERIOD THEN THOSE PAYMENTS SHOULD NOT BE INCLUDED IN THE

Paperwork Reduction Act Statement The Paperwork Reduction Act of 1995 (44 U.S.C. 3501 et seq.) requires us to inform you that this information is being used to compute payments due units of general local government under the PILT Act (31 U.S.C. 6901-6907). Responses to this request is required to obtain a benefit. The public reporting burden for this collection of information is estimated to average 53 hours per response, including the time required for gathering the data needed and completing the reviewing the collection of information form. Send comments on the burden estimate or on any other aspect of this information collection, including suggestions for reducing this burden, to the Department of the Interior, Office of Budget, MS 4116, 1849 C St. NW, Washington, DC 20240. Under the Paperwork Reduction Act, an agency may not conduct or sponsor, and a person is not required to respond to, a collection of information unless it displays a currently valid OMB control number.

LIST NEW COUNTIES AND CORRESPONDING AMOUNTS BELOW:

AMERICAN OVERSIGHT

Payments in Lieu of Taxes (PILT Act)
Statement of Federal Land Payments, (43 CFR 44)
During The Period October 1, 2016 through September 30, 2017

ENCLOSURE 3
OMB NO. 1093-0005
EXPIRES: 03/31/2019

FEDERAL AGENCY MAKING PAYMENT AND TYPE OF PAYMENT

NORTH CAROLINA COUNTIES	FS TIMBER PAYMENT TITLE I	FS TIMBER PAYMENT TITLE III	FS TIMBER 25% PAYMENT	FS/ONRR TIMBER PAYMENT	FS BANKHEAD JONES	ONRR/BLM MINERAL LEASING	BLM SEC 3 TAYLOR GRAZING	BLM SEC 15 TAYLOR GRAZING	BLM BANKHEAD JONES	BLM SALE OF MATERIALS	FERC POWER SALES	FW REFUGE SHARING	TOTAL
ALLEGHANY COUNTY													-
ASHE COUNTY													-
AVERY COUNTY													-
BEAUFORT COUNTY													-
BLADEN COUNTY													-
BRUNSWICK COUNTY													-
BUNCOMBE COUNTY													-
BURKE COUNTY													-
CALDWELL COUNTY													-
CAMDEN COUNTY													-
CARTERET COUNTY													-
CHATHAM COUNTY													-
CHEROKEE COUNTY													-
CLAY COUNTY													-
CRAVEN COUNTY													-
CURRITUCK COUNTY													-
DARE COUNTY													-
DAVIDSON COUNTY													-
DURHAM COUNTY													-
GRAHAM COUNTY													-
GRANVILLE COUNTY													-
GUILFORD COUNTY													-
HAYWOOD COUNTY													-
HENDERSON COUNTY													-
HYDE COUNTY													-
JACKSON COUNTY													-
JONES COUNTY													-
MACON COUNTY													-
MADISON COUNTY													-
MCDOWELL COUNTY													-
MITCHELL COUNTY													-
MONTGOMERY COUNTY													-
NEW HANOVER COUNTY													-
ORANGE COUNTY													-
PAMLICO COUNTY													-
PENDER COUNTY													-
RANDOLPH COUNTY													-
SURRY COUNTY													-
SWAIN COUNTY													-
TRANSYLVANIA COUNTY													-
TYRRELL COUNTY													-
VANCE COUNTY													-
WAKE COUNTY													-
WARREN COUNTY													-
WATAUGA COUNTY													-
WILKES COUNTY													-
YANCEY COUNTY													-
TOTAL	-			-	-	-	-	-	-	-	-	-	-

NOTE: AMOUNTS SHOWN ON THIS TABLE REPRESENT PAYMENTS MADE TO STATE OR LOCAL GOVERNMENTS DURING THE TIME PERIOD OF OCTOBER 2016 THROUGH SEPTEMBER 2017.

IF ANY PAYMENTS MADE TO THE STATE WERE NOT DISTRIBUTED TO LOCAL GOVERNMENTS OR WERE NOT DISTRIBUTED TO LOCAL GOVERNMENTS DURING THE OCTOBER 2016 THROUGH SEPTEMBER 2017 TIME PERIOD THEN THOSE PAYMENTS SHOULD NOT BE INCLUDED IN

Paperwork Reduction Act Statement The Paperwork Reduction Act of 1995 (44 U.S.C. 3501 et seq.) requires us to inform you that this information is being used to compute payments due units of general local government under the PILT Act (31 U.S.C. 6901-6907). Responses to this request is required to obtain a benefit. The public reporting burden for this collection of information is estimated to average 53 hours per response, including the time required for gathering the data needed and completing the reviewing the collection of information form. Send comments on the burden estimate or on any other aspect of this information collection, including suggestions for reducing this burden, to the Department of the Interior, Office of Budget, MS 4116, 1849 C St. NW, Washington, DC 20240. Under the Paperwork Reduction Act, an agency may not conduct or sponsor, and a person is not required to respond to, a collection of information unless it displays a currently valid OMB control number.

LIST NEW COUNTIES AND CORRESPONDING AMOUNTS BELOW:

AMERICAN OVERSIGHT

Payments in Lieu of Taxes (PILT Act)
Statement of Federal Land Payments, (43 CFR 44)
During The Period October 1, 2016 through September 30, 2017

ENCLOSURE 3
OMB NO. 1093-0005
EXPIRES: 03/31/2019

FEDERAL AGENCY MAKING PAYMENT AND TYPE OF PAYMENT

NORTH DAKOTA COUNTIES	FS TIMBER PAYMENT TITLE I	FS TIMBER PAYMENT TITLE III	FS TIMBER 25% PAYMENT	FS/ONRR TIMBER PAYMENT	FS BANKHEAD JONES	ONRR/BLM MINERAL LEASING	BLM SEC 3 TAYLOR GRAZING	BLM SEC 15 TAYLOR GRAZING	BLM BANKHEAD JONES	BLM SALE OF MATERIALS	FERC POWER SALES	FW REFUGE SHARING	TOTAL
ADAMS COUNTY													-
BARNES COUNTY													-
BENSON COUNTY													-
BILLINGS COUNTY													-
BOTTINEAU COUNTY													-
BOWMAN COUNTY													-
BURKE COUNTY													-
BURLEIGH COUNTY													-
CAVALIER COUNTY													-
DICKEY COUNTY													-
DIVIDE COUNTY													-
DUNN COUNTY													-
EDDY COUNTY													-
EMMONS COUNTY													-
GOLDEN VALLEY COUNTY													-
GRAND FORKS COUNTY													-
GRANT COUNTY													-
GRIGGS COUNTY													-
KIDDER COUNTY													-
LOGAN COUNTY													-
MCHENRY COUNTY													-
MCINTOSH COUNTY													-
MCKENZIE COUNTY													-
MCLEAN COUNTY													-
MERCER COUNTY													-
MORTON COUNTY													-
MOUNTRAIL COUNTY													-
NELSON COUNTY													-
OLIVER COUNTY													-
PIERCE COUNTY													-
RAMSEY COUNTY													-
RANSOM COUNTY													-
RENVILLE COUNTY													-
RICHLAND COUNTY													-
ROLETTE COUNTY													-
SARGENT COUNTY													-
SHERIDAN COUNTY													-
SIOUX COUNTY													-
SLOPE COUNTY													-
STARK COUNTY													-
STEELE COUNTY													-
STUTSMAN COUNTY													-
TOWNER COUNTY													-
WALSH COUNTY													-
WARD COUNTY													-
WELLS COUNTY													-
WILLIAMS COUNTY													-
TOTAL	-			-	-	-	-	-	-	-	-	-	-

NOTE: AMOUNTS SHOWN ON THIS TABLE REPRESENT PAYMENTS MADE TO STATE OR LOCAL GOVERNMENTS DURING THE TIME PERIOD OF OCTOBER 2016 THROUGH SEPTEMBER 2017.

IF ANY PAYMENTS MADE TO THE STATE WERE NOT DISTRIBUTED TO LOCAL GOVERNMENTS OR WERE NOT DISTRIBUTED TO LOCAL GOVERNMENTS DURING THE OCTOBER 2016 THROUGH SEPTEMBER 2017 TIME PERIOD THEN THOSE PAYMENTS SHOULD NOT BE INCLUDED IN THE

Paperwork Reduction Act Statement The Paperwork Reduction Act of 1995 (44 U.S.C. 3501 et seq.) requires us to inform you that this information is being used to compute payments due units of general local government under the PILT Act (31 U.S.C. 6901-6907). Responses to this request is required to obtain a benefit. The public reporting burden for this collection of information is estimated to average 53 hours per response, including the time required for gathering the data needed and completing the reviewing the collection of information form. Send comments on the burden estimate or on any other aspect of this information collection, including suggestions for reducing this burden, to the Department of the Interior, Office of Budget, MS 4116, 1849 C St. NW, Washington, DC 20240. Under the Paperwork Reduction Act, an agency may not conduct or sponsor, and a person is not required to respond to, a collection of information unless it displays a currently valid OMB control number.

LIST NEW COUNTIES AND CORRESPONDING AMOUNTS BELOW:

AMERICAN OVERSIGHT

Payments in Lieu of Taxes (PILT Act)
Statement of Federal Land Payments, (43 CFR 44)
During The Period October 1, 2016 through September 30, 2017

ENCLOSURE 3
OMB NO. 1093-0005
EXPIRES: 03/31/2019

FEDERAL AGENCY MAKING PAYMENT AND TYPE OF PAYMENT

OHIO COUNTIES	FS TIMBER PAYMENT TITLE I	FS TIMBER PAYMENT TITLE III	FS TIMBER 25% PAYMENT	FS/ONRR TIMBER PAYMENT	FS BANKHEAD JONES	ONRR/BLM MINERAL LEASING	BLM SEC 3 TAYLOR GRAZING	BLM SEC 15 TAYLOR GRAZING	BLM BANKHEAD JONES	BLM SALE OF MATERIALS	FERC POWER SALES	FW REFUGE SHARING	TOTAL
ADAMS COUNTY													-
ASHLAND COUNTY													-
ATHENS COUNTY													-
BELMONT COUNTY													-
BROWN COUNTY													-
CARROLL COUNTY													-
CLARK COUNTY													-
CLERMONT COUNTY													-
CLINTON COUNTY													-
COSHOCTON COUNTY													-
CUYAHOGA COUNTY													-
DELAWARE COUNTY													-
FAYETTE COUNTY													-
GALLIA COUNTY													-
GREENE COUNTY													-
GUERNSEY COUNTY													-
HAMILTON COUNTY													-
HARRISON COUNTY													-
HIGHLAND COUNTY													-
HOCKING COUNTY													-
JACKSON COUNTY													-
JEFFERSON COUNTY													-
KNOX COUNTY													-
LAKE COUNTY													-
LAWRENCE COUNTY													-
LICKING COUNTY													-
LUCAS COUNTY													-
MADISON COUNTY													-
MAHONING COUNTY													-
MARION COUNTY													-
MEIGS COUNTY													-
MONROE COUNTY													-
MONTGOMERY COUNTY													-
MORGAN COUNTY													-
MORROW COUNTY													-
MUSKINGUM COUNTY													-
NOBLE COUNTY													-
OTTAWA COUNTY													-
PERRY COUNTY													-
PICKAWAY COUNTY													-
PORTAGE COUNTY													-
RICHLAND COUNTY													-
ROSS COUNTY													-
SCIOTO COUNTY													-
STARK COUNTY													-
SUMMIT COUNTY													-
TRUMBULL COUNTY													-
TUSCARAWAS COUNTY													-
VINTON COUNTY													-
WARREN COUNTY													-
WASHINGTON COUNTY													-
WAYNE COUNTY													-
WOOD COUNTY													-
TOTAL	-			-	-	-	-	-	-	-	-	-	-

NOTE: AMOUNTS SHOWN ON THIS TABLE REPRESENT PAYMENTS MADE TO STATE OR LOCAL GOVERNMENTS DURING THE TIME PERIOD OF OCTOBER 2016 THROUGH SEPTEMBER 2017.

IF ANY PAYMENTS MADE TO THE STATE WERE NOT DISTRIBUTED TO LOCAL GOVERNMENTS OR WERE NOT DISTRIBUTED TO LOCAL GOVERNMENTS DURING THE OCTOBER 2016 THROUGH SEPTEMBER 2017 TIME PERIOD THEN THOSE PAYMENTS SHOULD NOT BE INCLUDED IN

Paperwork Reduction Act Statement The Paperwork Reduction Act of 1995 (44 U.S.C. 3501 et seq.) requires us to inform you that this information is being used to compute payments due units of general local government under the PILT Act (31 U.S.C. 6901-6907). Responses to this request is required to obtain a benefit. The public reporting burden for this collection of information is estimated to average 53 hours per response, including the time required for gathering the data needed and completing the reviewing the collection of information form. Send comments on the burden estimate or on any other aspect of this information collection, including suggestions for reducing this burden, to the Department of the Interior, Office of Budget, MS 4116, 1849 C St. NW, Washington, DC 20240. Under the Paperwork Reduction Act, an agency may not conduct or sponsor, and a person is not required to respond to, a collection of information unless it displays a currently valid OMB control number.

LIST NEW COUNTIES AND CORRESPONDING AMOUNTS BELOW:

AMERICAN OVERSIGHT

Payments in Lieu of Taxes (PILT Act)
Statement of Federal Land Payments, (43 CFR 44)
During The Period October 1, 2016 through September 30, 2017

ENCLOSURE 3
OMB NO. 1093-0005
EXPIRES: 03/31/2019

FEDERAL AGENCY MAKING PAYMENT AND TYPE OF PAYMENT

OKLAHOMA COUNTIES	FS TIMBER PAYMENT TITLE I	FS TIMBER PAYMENT TITLE III	FS TIMBER 25% PAYMENT	FS/ONRR TIMBER PAYMENT	FS BANKHEAD JONES	ONRR/BLM MINERAL LEASING	BLM SEC 3 TAYLOR GRAZING	BLM SEC 15 TAYLOR GRAZING	BLM BANKHEAD JONES	BLM SALE OF MATERIALS	FERC POWER SALES	FW REFUGE SHARING	TOTAL
ALFALFA COUNTY													-
ATOKA COUNTY													-
BECKHAM COUNTY													-
BLAINE COUNTY													-
BRYAN COUNTY													-
CADDO COUNTY													-
CANADIAN COUNTY													-
CHEROKEE COUNTY													-
CHOCTAW COUNTY													-
CIMARRON COUNTY													-
CLEVELAND COUNTY													-
COAL COUNTY													-
COMANCHE COUNTY													-
COTTON COUNTY													-
CREEK COUNTY													-
CUSTER COUNTY													-
DEWEY COUNTY													-
ELLIS COUNTY													-
GARVIN COUNTY													-
GRADY COUNTY													-
GREER COUNTY													-
HARMON COUNTY													-
HASKELL COUNTY													-
JACKSON COUNTY													-
JEFFERSON COUNTY													-
JOHNSTON COUNTY													-
KAY COUNTY													-
KIOWA COUNTY													-
LATIMER COUNTY													-
LE FLORE COUNTY													-
LOGAN COUNTY													-
LOVE COUNTY													-
MAJOR COUNTY													-
MARSHALL COUNTY													-
MAYES COUNTY													-
MCCURTAIN COUNTY													-
MCINTOSH COUNTY													-
MURRAY COUNTY													-
MUSKOGEE COUNTY													-
NOBLE COUNTY													-
NOWATA COUNTY													-
OKLAHOMA COUNTY													-
OKMULGEE COUNTY													-
OSAGE COUNTY													-
PAWNEE COUNTY													-
PAYNE COUNTY													-
PITTSBURG COUNTY													-
POTTAWATOMIE COUNTY													-
PUSHMATAHA COUNTY													-
ROGER MILLS COUNTY													-
ROGERS COUNTY													-
SEQUOYAH COUNTY													-
STEPHENS COUNTY													-
TEXAS COUNTY													-
TILLMAN COUNTY													-
TULSA COUNTY													-
WAGONER COUNTY													-
WASHINGTON COUNTY													-
WASHITA COUNTY													-
WOODS COUNTY													-
WOODWARD COUNTY													-
TOTAL	-			-	-	-	-	-	-	-	-	-	-

NOTE: AMOUNTS SHOWN ON THIS TABLE REPRESENT PAYMENTS MADE TO STATE OR LOCAL GOVERNMENTS DURING THE TIME PERIOD OF OCTOBER 2016 THROUGH SEPTEMBER 2017.

IF ANY PAYMENTS MADE TO THE STATE WERE NOT DISTRIBUTED TO LOCAL GOVERNMENTS OR WERE NOT DISTRIBUTED TO LOCAL GOVERNMENTS DURING THE OCTOBER 2016 THROUGH SEPTEMBER 2017 TIME PERIOD THEN THOSE PAYMENTS SHOULD NOT BE INCLUDED

Paperwork Reduction Act Statement The Paperwork Reduction Act of 1995 (44 U.S.C. 3501 et seq.) requires us to inform you that this information is being used to compute payments due units of general local government under the PILT Act (31 U.S.C. 6901-6907). Responses to this request is required to obtain a benefit. The public reporting burden for this collection of information is estimated to average 53 hours per response, including the time required for gathering the data needed and completing the reviewing the collection of information form. Send comments on the burden estimate or on any other aspect of this information collection, including suggestions for reducing this burden, to the Department of the Interior, Office of Budget, MS 4116, 1849 C St. NW, Washington, DC 20240. Under the Paperwork Reduction Act, an agency may not conduct or sponsor, and a person is not required to respond to, a collection of information unless it displays a currently valid OMB control number.

LIST NEW COUNTIES AND CORRESPONDING AMOUNTS BELOW:

AMERICAN OVERSIGHT

Payments in Lieu of Taxes (PILT Act)
Statement of Federal Land Payments, (43 CFR 44)
During The Period October 1, 2016 through September 30, 2017

ENCLOSURE 3
OMB NO. 1093-0005
EXPIRES: 03/31/2019

FEDERAL AGENCY MAKING PAYMENT AND TYPE OF PAYMENT

OREGON COUNTIES	FS TIMBER PAYMENT TITLE I	FS TIMBER PAYMENT TITLE III	FS TIMBER 25% PAYMENT	FS/ONRR TIMBER PAYMENT	FS BANKHEAD JONES	ONRR/BLM MINERAL LEASING	BLM SEC 3 TAYLOR GRAZING	BLM SEC 15 TAYLOR GRAZING	BLM BANKHEAD JONES	BLM SALE OF MATERIALS	FERC POWER SALES	FW REFUGE SHARING	TOTAL
BAKER COUNTY													-
BENTON COUNTY													-
CLACKAMAS COUNTY													-
CLATSOP COUNTY													-
COLUMBIA COUNTY													-
COOS COUNTY													-
CROOK COUNTY													-
CURRY COUNTY													-
DESCHUTES COUNTY													-
DOUGLAS COUNTY													-
GILLIAM COUNTY													-
GRANT COUNTY													-
HARNEY COUNTY													-
HOOD RIVER COUNTY													-
JACKSON COUNTY													-
JEFFERSON COUNTY													-
JOSEPHINE COUNTY													-
KLAMATH COUNTY													-
LAKE COUNTY													-
LANE COUNTY													-
LINCOLN COUNTY													-
LINN COUNTY													-
MALHEUR COUNTY													-
MARION COUNTY													-
MORROW COUNTY													-
MULTNOMAH COUNTY													-
POLK COUNTY													-
SHERMAN COUNTY													-
TILLAMOOK COUNTY													-
UMATILLA COUNTY													-
UNION COUNTY													-
WALLOWA COUNTY													-
WASCO COUNTY													-
WASHINGTON COUNTY													-
WHEELER COUNTY													-
YAMHILL COUNTY													-
TOTAL	-			-	-	-	-	-	-	-	-	-	-

NOTE: AMOUNTS SHOWN ON THIS TABLE REPRESENT PAYMENTS MADE TO STATE OR LOCAL GOVERNMENTS DURING THE TIME PERIOD OF OCTOBER 2016 THROUGH SEPTEMBER 2017.

IF ANY PAYMENTS MADE TO THE STATE WERE NOT DISTRIBUTED TO LOCAL GOVERNMENTS OR WERE NOT DISTRIBUTED TO LOCAL GOVERNMENTS DURING THE OCTOBER 2016 THROUGH SEPTEMBER 2017 TIME PERIOD THEN THOSE PAYMENTS SHOULD NOT BE INCLUDED IN THE

Paperwork Reduction Act Statement The Paperwork Reduction Act of 1995 (44 U.S.C. 3501 et seq.) requires us to inform you that this information is being used to compute payments due units of general local government under the PILT Act (31 U.S.C. 6901-6907). Responses to this request is required to obtain a benefit. The public reporting burden for this collection of information is estimated to average 53 hours per response, including the time required for gathering the data needed and completing the reviewing the collection of information form. Send comments on the burden estimate or on any other aspect of this information collection, including suggestions for reducing this burden, to the Department of the Interior, Office of Budget, MS 4116, 1849 C St. NW, Washington, DC 20240. Under the Paperwork Reduction Act, an agency may not conduct or sponsor, and a person is not required to respond to, a collection of information unless it displays a currently valid OMB control number.

LIST NEW COUNTIES AND CORRESPONDING AMOUNTS BELOW:

AMERICAN OVERSIGHT

Payments in Lieu of Taxes (PILT Act)
Statement of Federal Land Payments, (43 CFR 44)
During The Period October 1, 2016 through September 30, 2017

ENCLOSURE 3
OMB NO. 1093-0005
EXPIRES: 03/31/2019

FEDERAL AGENCY MAKING PAYMENT AND TYPE OF PAYMENT

PENNSYLVANIA COUNTIES	FS TIMBER PAYMENT TITLE I	FS TIMBER PAYMENT TITLE III	FS TIMBER 25% PAYMENT	FS/ONRR TIMBER PAYMENT	FS BANKHEAD JONES	ONRR/BLM MINERAL LEASING	BLM SEC 3 TAYLOR GRAZING	BLM SEC 15 TAYLOR GRAZING	BLM BANKHEAD JONES	BLM SALE OF MATERIALS	FERC POWER SALES	FW REFUGE SHARING	TOTAL
ADAMS COUNTY													-
ALLEGHENY COUNTY													-
ARMSTRONG COUNTY													-
BEAVER COUNTY													-
BEDFORD COUNTY													-
BERKS COUNTY													-
BLAIR COUNTY													-
BUCKS COUNTY													-
CAMBRIA COUNTY													-
CARBON COUNTY													-
CENTRE COUNTY													-
CHESTER COUNTY													-
CLEARFIELD COUNTY													-
CLINTON COUNTY													-
CRAWFORD COUNTY													-
CUMBERLAND COUNTY													-
DAUPHIN COUNTY													-
DELAWARE COUNTY													-
ELK COUNTY													-
ERIE COUNTY													-
FAYETTE COUNTY													-
FOREST COUNTY													-
FRANKLIN COUNTY													-
GREENE COUNTY													-
HUNTINGDON COUNTY													-
INDIANA COUNTY													-
JEFFERSON COUNTY													-
LACKAWANNA COUNTY													-
LEBANON COUNTY													-
LEHIGH COUNTY													-
LUZERNE COUNTY													-
MCKEAN COUNTY													-
MERCER COUNTY													-
MONROE COUNTY													-
MONTGOMERY COUNTY													-
NORTHAMPTON COUNTY													-
PERRY COUNTY													-
PHILADELPHIA													-
PIKE COUNTY													-
SCHUYLKILL COUNTY													-
SOMERSET COUNTY													-
SUSQUEHANNA COUNTY													-
TIOGA COUNTY													-
WARREN COUNTY													-
WASHINGTON COUNTY													-
WAYNE COUNTY													-
WESTMORELAND COUNTY													-
YORK COUNTY													-
TOTAL	-			-	-	-	-	-	-	-	-	-	-

NOTE: AMOUNTS SHOWN ON THIS TABLE REPRESENT PAYMENTS MADE TO STATE OR LOCAL GOVERNMENTS DURING THE TIME PERIOD OF OCTOBER 2016 THROUGH SEPTEMBER 2017.

IF ANY PAYMENTS MADE TO THE STATE WERE NOT DISTRIBUTED TO LOCAL GOVERNMENTS OR WERE NOT DISTRIBUTED TO LOCAL GOVERNMENTS DURING THE OCTOBER 2016 THROUGH SEPTEMBER 2017 TIME PERIOD THEN THOSE PAYMENTS SHOULD NOT BE INCLUDED IN THE

Paperwork Reduction Act Statement The Paperwork Reduction Act of 1995 (44 U.S.C. 3501 et seq.) requires us to inform you that this information is being used to compute payments due units of general local government under the PILT Act (31 U.S.C. 6901-6907). Responses to this request is required to obtain a benefit. The public reporting burden for this collection of information is estimated to average 53 hours per response, including the time required for gathering the data needed and completing the reviewing the collection of information form. Send comments on the burden estimate or on any other aspect of this information collection, including suggestions for reducing this burden, to the Department of the Interior, Office of Budget, MS 4116, 1849 C St. NW, Washington, DC 20240. Under the Paperwork Reduction Act, an agency may not conduct or sponsor, and a person is not required to respond to, a collection of information unless it displays a currently valid OMB control number.

LIST NEW COUNTIES AND CORRESPONDING AMOUNTS BELOW:

AMERICAN OVERSIGHT

Payments in Lieu of Taxes (PILT Act)
Statement of Federal Land Payments, (43 CFR 44)
During The Period October 1, 2016 through September 30, 2017

ENCLOSURE 3
OMB NO. 1093-0005
EXPIRES: 03/31/2019

FEDERAL AGENCY MAKING PAYMENT AND TYPE OF PAYMENT

PUERTO RICO COUNTIES	FS TIMBER PAYMENT TITLE I	FS TIMBER PAYMENT TITLE III	FS TIMBER 25% PAYMENT	FS/ONRR TIMBER PAYMENT	FS BANKHEAD JONES	ONRR/BLM MINERAL LEASING	BLM SEC 3 TAYLOR GRAZING	BLM SEC 15 TAYLOR GRAZING	BLM BANKHEAD JONES	BLM SALE OF MATERIALS	FERC POWER SALES	FW REFUGE SHARING	TOTAL
COMMONWEALTH OF PUERTO RICO													-
TOTAL	-			-	-	-	-	-	-	-	-	-	-

NOTE: AMOUNTS SHOWN ON THIS TABLE REPRESENT PAYMENTS MADE TO STATE OR LOCAL GOVERNMENTS DURING THE TIME PERIOD OF OCTOBER 2016 THROUGH SEPTEMBER 2017.

IF ANY PAYMENTS MADE TO THE STATE WERE NOT DISTRIBUTED TO LOCAL GOVERNMENTS OR WERE NOT DISTRIBUTED TO LOCAL GOVERNMENTS DURING THE OCTOBER 2016 THROUGH SEPTEMBER 2017 TIME PERIOD THEN THOSE PAYMENTS SHOULD NOT BE INCLUDED IN THE SUBMISSION. PLEASE

Paperwork Reduction Act Statement The Paperwork Reduction Act of 1995 (44 U.S.C. 3501 et seq.) requires us to inform you that this information is being used to compute payments due units of general local government under the PILT Act (31 U.S.C. 6901-6907). Responses to this request is required to obtain a benefit. The public reporting burden for this collection of information is estimated to average 53 hours per response, including the time required for gathering the data needed and completing the reviewing the collection of information form. Send comments on the burden estimate or on any other aspect of this information collection, including suggestions for reducing this burden, to the Department of the Interior, Office of Budget, MS 4116, 1849 C St. NW, Washington, DC 20240. Under the Paperwork Reduction Act, an agency may not conduct or sponsor, and a person is not required to respond to, a collection of information unless it displays a currently valid OMB control number.

LIST NEW COUNTIES AND CORRESPONDING AMOUNTS BELOW:

AMERICAN OVERSIGHT

Payments in Lieu of Taxes (PILT Act)
Statement of Federal Land Payments, (43 CFR 44)
During The Period October 1, 2016 through September 30, 2017

ENCLOSURE 3
OMB NO. 1093-0005
EXPIRES: 03/31/2019

FEDERAL AGENCY MAKING PAYMENT AND TYPE OF PAYMENT

RHODE ISLAND COUNTIES	FS TIMBER PAYMENT TITLE I	FS TIMBER PAYMENT TITLE III	FS TIMBER 25% PAYMENT	FS/ONRR TIMBER PAYMENT	FS BANKHEAD JONES	ONRR/BLM MINERAL LEASING	BLM SEC 3 TAYLOR GRAZING	BLM SEC 15 TAYLOR GRAZING	BLM BANKHEAD JONES	BLM SALE OF MATERIALS	FERC POWER SALES	FW REFUGE SHARING	TOTAL
PROVIDENCE													-
WASHINGTON COUNTY													-
TOTAL	-			-	-	-	-	-	-	-	-	-	-

NOTE: AMOUNTS SHOWN ON THIS TABLE REPRESENT PAYMENTS MADE TO STATE OR LOCAL GOVERNMENTS DURING THE TIME PERIOD OF OCTOBER 2016 THROUGH SEPTEMBER 2017.

IF ANY PAYMENTS MADE TO THE STATE WERE NOT DISTRIBUTED TO LOCAL GOVERNMENTS OR WERE NOT DISTRIBUTED TO LOCAL GOVERNMENTS DURING THE OCTOBER 2016 THROUGH SEPTEMBER 2017 TIME PERIOD THEN THOSE PAYMENTS SHOULD NOT BE INCLUDED IN THE

Paperwork Reduction Act Statement The Paperwork Reduction Act of 1995 (44 U.S.C. 3501 et seq.) requires us to inform you that this information is being used to compute payments due units of general local government under the PILT Act (31 U.S.C. 6901-6907). Responses to this request is required to obtain a benefit. The public reporting burden for this collection of information is estimated to average 53 hours per response, including the time required for gathering the data needed and completing the reviewing the collection of information form. Send comments on the burden estimate or on any other aspect of this information collection, including suggestions for reducing this burden, to the Department of the Interior, Office of Budget, MS 4116, 1849 C St. NW, Washington, DC 20240. Under the Paperwork Reduction Act, an agency may not conduct or sponsor, and a person is not required to respond to, a collection of information unless it displays a currently valid OMB control number.

LIST NEW COUNTIES AND CORRESPONDING AMOUNTS BELOW:

AMERICAN OVERSIGHT

Payments in Lieu of Taxes (PILT Act)
Statement of Federal Land Payments, (43 CFR 44)
During The Period October 1, 2016 through September 30, 2017

ENCLOSURE 3
OMB NO. 1093-0005
EXPIRES: 03/31/2019

FEDERAL AGENCY MAKING PAYMENT AND TYPE OF PAYMENT

SOUTH CAROLINA COUNTIES	FS TIMBER PAYMENT TITLE I	FS TIMBER PAYMENT TITLE III	FS TIMBER 25% PAYMENT	FS/ONRR TIMBER PAYMENT	FS BANKHEAD JONES	ONRR/BLM MINERAL LEASING	BLM SEC 3 TAYLOR GRAZING	BLM SEC 15 TAYLOR GRAZING	BLM BANKHEAD JONES	BLM SALE OF MATERIALS	FERC POWER SALES	FW REFUGE SHARING	TOTAL
ABBEVILLE COUNTY													-
AIKEN COUNTY													-
ANDERSON COUNTY													-
BERKELEY COUNTY													-
CHARLESTON COUNTY													-
CHEROKEE COUNTY													-
CHESTER COUNTY													-
COLLETON COUNTY													-
EDGEFIELD COUNTY													-
FAIRFIELD COUNTY													-
GEORGETOWN COUNTY													-
GREENWOOD COUNTY													-
HAMPTON COUNTY													-
HORRY COUNTY													-
JASPER COUNTY													-
LAURENS COUNTY													-
MCCORMICK COUNTY													-
NEWBERRY COUNTY													-
OCONEE COUNTY													-
PICKENS COUNTY													-
RICHLAND COUNTY													-
SALUDA COUNTY													-
UNION COUNTY													-
WILLIAMSBURG COUNTY													-
YORK COUNTY													-
TOTAL	-			-	-	-	-	-	-	-	-	-	-

NOTE: AMOUNTS SHOWN ON THIS TABLE REPRESENT PAYMENTS MADE TO STATE OR LOCAL GOVERNMENTS DURING THE TIME PERIOD OF OCTOBER 2016 THROUGH SEPTEMBER 2017.

IF ANY PAYMENTS MADE TO THE STATE WERE NOT DISTRIBUTED TO LOCAL GOVERNMENTS OR WERE NOT DISTRIBUTED TO LOCAL GOVERNMENTS DURING THE OCTOBER 2016 THROUGH SEPTEMBER 2017 TIME PERIOD THEN THOSE PAYMENTS SHOULD NOT BE INCLUDED IN THE

Paperwork Reduction Act Statement The Paperwork Reduction Act of 1995 (44 U.S.C. 3501 et seq.) requires us to inform you that this information is being used to compute payments due units of general local government under the PILT Act (31 U.S.C. 6901-6907). Responses to this request is required to obtain a benefit. The public reporting burden for this collection of information is estimated to average 53 hours per response, including the time required for gathering the data needed and completing the reviewing the collection of information form. Send comments on the burden estimate or on any other aspect of this information collection, including suggestions for reducing this burden, to the Department of the Interior, Office of Budget, MS 4116, 1849 C St. NW, Washington, DC 20240. Under the Paperwork Reduction Act, an agency may not conduct or sponsor, and a person is not required to respond to, a collection of information unless it displays a currently valid OMB control number.

LIST NEW COUNTIES AND CORRESPONDING AMOUNTS BELOW:

AMERICAN OVERSIGHT

Payments in Lieu of Taxes (PILT Act)
Statement of Federal Land Payments, (43 CFR 44)
During The Period October 1, 2016 through September 30, 2017

ENCLOSURE 3
OMB NO. 1093-0005
EXPIRES: 03/31/2019

FEDERAL AGENCY MAKING PAYMENT AND TYPE OF PAYMENT

SOUTH DAKOTA COUNTIES	FS TIMBER PAYMENT TITLE I	FS TIMBER PAYMENT TITLE III	FS TIMBER 25% PAYMENT	FS/ONRR TIMBER PAYMENT	FS BANKHEAD JONES	ONRR/BLM MINERAL LEASING	BLM SEC 3 TAYLOR GRAZING	BLM SEC 15 TAYLOR GRAZING	BLM BANKHEAD JONES	BLM SALE OF MATERIALS	FERC POWER SALES	FW REFUGE SHARING	TOTAL
BEADLE COUNTY													-
BON HOMME COUNTY													-
BROWN COUNTY													-
BRULE COUNTY													-
BUFFALO COUNTY													-
BUTTE COUNTY													-
CAMPBELL COUNTY													-
CHARLES MIX COUNTY													-
CLARK COUNTY													-
CLAY COUNTY													-
CODINGTON COUNTY													-
CORSON COUNTY													-
CUSTER COUNTY													-
DAY COUNTY													-
DEWEY COUNTY													-
FALL RIVER COUNTY													-
GREGORY COUNTY													-
HAAKON COUNTY													-
HAND COUNTY													-
HARDING COUNTY													-
HUGHES COUNTY													-
HYDE COUNTY													-
JACKSON COUNTY													-
JERAULD COUNTY													-
JONES COUNTY													-
LAWRENCE COUNTY													-
LYMAN COUNTY													-
MARSHALL COUNTY													-
MCPHERSON COUNTY													-
MEADE COUNTY													-
MINER COUNTY													-
PENNINGTON COUNTY													-
PERKINS COUNTY													-
POTTER COUNTY													-
ROBERTS COUNTY													-
SHANNON COUNTY													-
SPINK COUNTY													-
STANLEY COUNTY													-
SULLY COUNTY													-
TRIPP COUNTY													-
WALWORTH COUNTY													-
YANKTON COUNTY													-
ZIEBACH COUNTY													-
TOTAL	-			-	-	-	-	-	-	-	-	-	-

NOTE: AMOUNTS SHOWN ON THIS TABLE REPRESENT PAYMENTS MADE TO STATE OR LOCAL GOVERNMENTS DURING THE TIME PERIOD OF OCTOBER 2016 THROUGH SEPTEMBER 2017.

IF ANY PAYMENTS MADE TO THE STATE WERE NOT DISTRIBUTED TO LOCAL GOVERNMENTS OR WERE NOT DISTRIBUTED TO LOCAL GOVERNMENTS DURING THE OCTOBER 2016 THROUGH SEPTEMBER 2017 TIME PERIOD THEN THOSE PAYMENTS SHOULD NOT BE INCLUDED IN

Paperwork Reduction Act Statement The Paperwork Reduction Act of 1995 (44 U.S.C. 3501 et seq.) requires us to inform you that this information is being used to compute payments due units of general local government under the PILT Act (31 U.S.C. 6901-6907). Responses to this request is required to obtain a benefit. The public reporting burden for this collection of information is estimated to average 53 hours per response, including the time required for gathering the data needed and completing the reviewing the collection of information form. Send comments on the burden estimate or on any other aspect of this information collection, including suggestions for reducing this burden, to the Department of the Interior, Office of Budget, MS 4116, 1849 C St. NW, Washington, DC 20240. Under the Paperwork Reduction Act, an agency may not conduct or sponsor, and a person is not required to respond to, a collection of information unless it displays a currently valid OMB control number.

LIST NEW COUNTIES AND CORRESPONDING AMOUNTS BELOW:

AMERICAN OVERSIGHT

Payments in Lieu of Taxes (PILT Act)
Statement of Federal Land Payments, (43 CFR 44)
During The Period October 1, 2016 through September 30, 2017

ENCLOSURE 3
OMB NO. 1093-0005
EXPIRES: 03/31/2019

FEDERAL AGENCY MAKING PAYMENT AND TYPE OF PAYMENT

TENNESSEE COUNTIES	FS TIMBER PAYMENT TITLE I	FS TIMBER PAYMENT TITLE III	FS TIMBER 25% PAYMENT	FS/ONRR TIMBER PAYMENT	FS BANKHEAD JONES	ONRR/BLM MINERAL LEASING	BLM SEC 3 TAYLOR GRAZING	BLM SEC 15 TAYLOR GRAZING	BLM BANKHEAD JONES	BLM SALE OF MATERIALS	FERC POWER SALES	FW REFUGE SHARING	TOTAL
BLOUNT COUNTY													-
CARTER COUNTY													-
CHEATHAM COUNTY													-
CLAIBORNE COUNTY													-
CLAY COUNTY													-
COCKE COUNTY													-
DE KALB COUNTY													-
DICKSON COUNTY													-
FENTRESS COUNTY													-
FRANKLIN COUNTY													-
GREENE COUNTY													-
HAMILTON COUNTY													-
HARDEMAN COUNTY													-
HARDIN COUNTY													-
HICKMAN COUNTY													-
JACKSON COUNTY													-
JOHNSON COUNTY													-
LAWRENCE COUNTY													-
LEWIS COUNTY													-
MAURY COUNTY													-
MCMINN COUNTY													-
MONROE COUNTY													-
MONTGOMERY COUNTY													-
MORGAN COUNTY													-
NASHVILLE-DAVIDS													-
OVERTON COUNTY													-
PICKETT COUNTY													-
POLK COUNTY													-
PUTNAM COUNTY													-
RUTHERFORD COUNTY													-
SCOTT COUNTY													-
SEVIER COUNTY													-
SHELBY COUNTY													-
SMITH COUNTY													-
STEWART COUNTY													-
SULLIVAN COUNTY													-
SUMNER COUNTY													-
TIPTON COUNTY													-
TROUSDALE COUNTY													-
UNICOI COUNTY													-
WARREN COUNTY													-
WASHINGTON COUNTY													-
WAYNE COUNTY													-
WEAKLEY COUNTY													-
WHITE COUNTY													-
WILLIAMSON COUNTY													-
WILSON COUNTY													-
TOTAL	-			-	-	-	-	-	-	-	-	-	-

NOTE: AMOUNTS SHOWN ON THIS TABLE REPRESENT PAYMENTS MADE TO STATE OR LOCAL GOVERNMENTS DURING THE TIME PERIOD OF OCTOBER 2016 THROUGH SEPTEMBER 2017.

IF ANY PAYMENTS MADE TO THE STATE WERE NOT DISTRIBUTED TO LOCAL GOVERNMENTS OR WERE NOT DISTRIBUTED TO LOCAL GOVERNMENTS DURING THE OCTOBER 2016 THROUGH SEPTEMBER 2017 TIME PERIOD THEN THOSE PAYMENTS SHOULD NOT BE INCLUDED IN THE

Paperwork Reduction Act Statement The Paperwork Reduction Act of 1995 (44 U.S.C. 3501 et seq.) requires us to inform you that this information is being used to compute payments due units of general local government under the PILT Act (31 U.S.C. 6901-6907). Responses to this request is required to obtain a benefit. The public reporting burden for this collection of information is estimated to average 53 hours per response, including the time required for gathering the data needed and completing the reviewing the collection of information form. Send comments on the burden estimate or on any other aspect of this information collection, including suggestions for reducing this burden, to the Department of the Interior, Office of Budget, MS 4116, 1849 C St. NW, Washington, DC 20240. Under the Paperwork Reduction Act, an agency may not conduct or sponsor, and a person is not required to respond to, a collection of information unless it displays a currently valid OMB control number.

LIST NEW COUNTIES AND CORRESPONDING AMOUNTS BELOW:

AMERICAN OVERSIGHT

Payments in Lieu of Taxes (PILT Act)
Statement of Federal Land Payments, (43 CFR 44)
During The Period October 1, 2016 through September 30, 2017

ENCLOSURE 3
OMB NO. 1093-0005
EXPIRES: 03/31/2019

FEDERAL AGENCY MAKING PAYMENT AND TYPE OF PAYMENT

TEXAS COUNTIES	FS TIMBER PAYMENT TITLE I	FS TIMBER PAYMENT TITLE III	FS TIMBER 25% PAYMENT	FS/ONRR TIMBER PAYMENT	FS BANKHEAD JONES	ONRR/BLM MINERAL LEASING	BLM SEC 3 TAYLOR GRAZING	BLM SEC 15 TAYLOR GRAZING	BLM BANKHEAD JONES	BLM SALE OF MATERIALS	FERC POWER SALES	FW REFUGE SHARING	TOTAL
ANGELINA COUNTY													-
ARANSAS COUNTY													-
BELL COUNTY													-
BEXAR COUNTY													-
BLANCO COUNTY													-
BOSQUE COUNTY													-
BOWIE COUNTY													-
BRAZORIA COUNTY													-
BREWSTER COUNTY													-
BURLESON COUNTY													-
CALHOUN COUNTY													-
CAMERON COUNTY													-
CAMP COUNTY													-
CARSON COUNTY													-
CASS COUNTY													-
CHAMBERS COUNTY													-
COLEMAN COUNTY													-
COLLIN COUNTY													-
COMAL COUNTY													-
COMANCHE COUNTY													-
COOKE COUNTY													-
CORYELL COUNTY													-
CULBERSON COUNTY													-
DALLAM COUNTY													-
DALLAS COUNTY													-
DELTA COUNTY													-
DENTON COUNTY													-
EL PASO COUNTY													-
ELLIS COUNTY													-
FANNIN COUNTY													-
FOARD COUNTY													-
FORT BEND COUNTY													-
GALVESTON COUNTY													-
GILLESPIE COUNTY													-
GRAY COUNTY													-
GRAYSON COUNTY													-
HARDEMAN COUNTY													-
HARDIN COUNTY													-
HARRIS COUNTY													-
HARRISON COUNTY													-
HEMPHILL COUNTY													-
HILL COUNTY													-
HOCKLEY COUNTY													-
HOPKINS COUNTY													-
HOUSTON COUNTY													-
HUDSPETH COUNTY													-
HUTCHINSON COUNTY													-
JACKSON COUNTY													-
JASPER COUNTY													-
JEFF DAVIS COUNTY													-
JEFFERSON COUNTY													-
JOHNSON COUNTY													-
KENEDY COUNTY													-
KING COUNTY													-
KLEBERG COUNTY													-
KNOX COUNTY													-
LAMAR COUNTY													-
LEE COUNTY													-
LIBERTY COUNTY													-
LIVE OAK COUNTY													-
LUBBOCK COUNTY													-
MARION COUNTY													-
MATAGORDA COUNTY													-
MCLENNAN COUNTY													-
MCMULLEN COUNTY													-
MONTAGUE COUNTY													-
MONTGOMERY COUNTY													-
MOORE COUNTY													-
MORRIS COUNTY													-
NACOGDOCHES COUNTY													-
NAVARRO COUNTY													-
NEWTON COUNTY													-
NUECES COUNTY													-
OCHILTREE COUNTY													-
ORANGE COUNTY													-
POLK COUNTY													-
POTTER COUNTY													-
RANDALL COUNTY													-
SABINE COUNTY													-
SAN AUGUSTINE COUNTY													-
SAN JACINTO COUNTY													-
SAN PATRICIO COUNTY													-
SHELBY COUNTY													-
SWISHER COUNTY													-
TARRANT COUNTY													-
TITUS COUNTY													-
TOM GREEN COUNTY													-
TRINITY COUNTY													-
TYLER COUNTY													-
UPSHUR COUNTY													-
VAL VERDE COUNTY													-
WALKER COUNTY													-
WASHINGTON COUNTY													-
WILLACY COUNTY													-
WILLIAMSON COUNTY													-
WISE COUNTY													-
TOTAL	-			-	-	-	-	-	-	-	-	-	-

NOTE: AMOUNTS SHOWN ON THIS TABLE REPRESENT PAYMENTS MADE TO STATE OR LOCAL GOVERNMENTS DURING THE TIME PERIOD OF OCTOBER 2016 THROUGH SEPTEMBER 2017.

IF ANY PAYMENTS MADE TO THE STATE WERE NOT DISTRIBUTED TO LOCAL GOVERNMENTS OR WERE NOT DISTRIBUTED TO LOCAL GOVERNMENTS DURING THE OCTOBER 2016 THROUGH SEPTEMBER 2017 TIME PERIOD THEN THOSE PAYMENTS SHOULD NOT BE INCLUDED IN THE

Paperwork Reduction Act Statement The Paperwork Reduction Act of 1995 (44 U.S.C. 3501 et seq.) requires us to inform you that this information is being used to compute payments due units of general local government under the PILT Act (31 U.S.C. 6901-6907). Responses to this request is required to obtain a benefit. The public reporting burden for this collection of information is estimated to average 53 hours per response, including the time required for gathering the data needed and completing the reviewing the collection of information form. Send comments on the burden estimate or on any other aspect of this information collection, including suggestions for reducing this burden, to the Department of the Interior, Office of Budget, MS 4116, 1849 C St. NW, Washington, DC 20240. Under the Paperwork Reduction Act, an agency may not conduct or sponsor, and a person is not required to respond to, a collection of information unless it displays a currently valid OMB control number.

LIST NEW COUNTIES AND CORRESPONDING AMOUNTS BELOW:

AMERICAN OVERSIGHT

Payments in Lieu of Taxes (PILT Act)
Statement of Federal Land Payments, (43 CFR 44)
During The Period October 1, 2016 through September 30, 2017

ENCLOSURE 3
OMB NO. 1093-0005
EXPIRES: 03/31/2019

FEDERAL AGENCY MAKING PAYMENT AND TYPE OF PAYMENT

UTAH COUNTIES	FS TIMBER PAYMENT TITLE I	FS TIMBER PAYMENT TITLE III	FS TIMBER 25% PAYMENT	FS/ONRR TIMBER PAYMENT	FS BANKHEAD JONES	ONRR/BLM MINERAL LEASING	BLM SEC 3 TAYLOR GRAZING	BLM SEC 15 TAYLOR GRAZING	BLM BANKHEAD JONES	BLM SALE OF MATERIALS	FERC POWER SALES	FW REFUGE SHARING	TOTAL
BEAVER COUNTY													-
BOX ELDER COUNTY													-
CACHE COUNTY													-
CARBON COUNTY													-
DAGGETT COUNTY													-
DAVIS COUNTY													-
DUCHESNE COUNTY													-
EMERY COUNTY													-
GARFIELD COUNTY													-
GRAND COUNTY													-
IRON COUNTY													-
JUAB COUNTY													-
KANE COUNTY													-
MILLARD COUNTY													-
MORGAN COUNTY													-
PIUTE COUNTY													-
RICH COUNTY													-
SALT LAKE COUNTY													-
SAN JUAN COUNTY													-
SANPETE COUNTY													-
SEVIER COUNTY													-
SUMMIT COUNTY													-
TOOELE COUNTY													-
UINTAH COUNTY													-
UTAH COUNTY													-
WASATCH COUNTY													-
WASHINGTON COUNTY													-
WAYNE COUNTY													-
WEBER COUNTY													-
TOTAL	-			-	-	-	-	-	-	-	-	-	-

NOTE: AMOUNTS SHOWN ON THIS TABLE REPRESENT PAYMENTS MADE TO STATE OR LOCAL GOVERNMENTS DURING THE TIME PERIOD OF OCTOBER 2016 THROUGH SEPTEMBER 2017.

IF ANY PAYMENTS MADE TO THE STATE WERE NOT DISTRIBUTED TO LOCAL GOVERNMENTS OR WERE NOT DISTRIBUTED TO LOCAL GOVERNMENTS DURING THE OCTOBER 2016 THROUGH SEPTEMBER 2017 TIME PERIOD THEN THOSE PAYMENTS SHOULD NOT BE INCLUDED IN THE

Paperwork Reduction Act Statement The Paperwork Reduction Act of 1995 (44 U.S.C. 3501 et seq.) requires us to inform you that this information is being used to compute payments due units of general local government under the PILT Act (31 U.S.C. 6901-6907). Responses to this request is required to obtain a benefit. The public reporting burden for this collection of information is estimated to average 53 hours per response, including the time required for gathering the data needed and completing the reviewing the collection of information form. Send comments on the burden estimate or on any other aspect of this information collection, including suggestions for reducing this burden, to the Department of the Interior, Office of Budget, MS 4116, 1849 C St. NW, Washington, DC 20240. Under the Paperwork Reduction Act, an agency may not conduct or sponsor, and a person is not required to respond to, a collection of information unless it displays a currently valid OMB control number.

LIST NEW COUNTIES AND CORRESPONDING AMOUNTS BELOW:

AMERICAN OVERSIGHT

Payments in Lieu of Taxes (PILT Act)
Statement of Federal Land Payments, (43 CFR 44)
During The Period October 1, 2016 through September 30, 2017

ENCLOSURE 3
OMB NO. 1093-0005
EXPIRES: 03/31/2019

FEDERAL AGENCY MAKING PAYMENT AND TYPE OF PAYMENT

VERMONT COUNTIES	FS TIMBER PAYMENT TITLE I	FS TIMBER PAYMENT TITLE III	FS TIMBER 25% PAYMENT	FS/ONRR TIMBER PAYMENT	FS BANKHEAD JONES	ONRR/BLM MINERAL LEASING	BLM SEC 3 TAYLOR GRAZING	BLM SEC 15 TAYLOR GRAZING	BLM BANKHEAD JONES	BLM SALE OF MATERIALS	FERC POWER SALES	FW REFUGE SHARING	TOTAL
ARLINGTON TOWN													-
BARNARD TOWN													-
BENNINGTON COUNTY													-
BENNINGTON TOWN													-
BRANDON TOWN													-
BRIDGEWATER TOWN													-
BRISTOL TOWN													-
CHITTENDEN TOWN													-
CLARENDON TOWN													-
DANBY TOWN													-
DORSET TOWN													-
DOVER TOWN													-
GOSHEN TOWN													-
GRANBY TOWN													-
GRANVILLE TOWN													-
HANCOCK TOWN													-
HARTFORD TOWN													-
HARTLAND TOWN													-
JAMAICA TOWN													-
KILLINGTON TOWN													-
LANDGROVE TOWN													-
LEICESTER TOWN													-
LINCOLN TOWN													-
LONDONDERRY TOWN													-
MANCHESTER TOWN													-
MENDON TOWN													-
MIDDLEBURY TOWN													-
MOUNT HOLLY TOWN													-
MOUNT TABOR TOWN													-
NORWICH TOWN													-
PERU TOWN													-
PITTSFIELD TOWN													-
POMFRET TOWN													-
POWNAL TOWN													-
READSBORO TOWN													-
RIPTON TOWN													-
ROCHESTER TOWN													-
RUPERT TOWN													-
RUTLAND COUNTY													-
SALISBURY TOWN													-
SEARSBURG TOWN													-
SHAFTSBURY TOWN													-
SHREWSBURY TOWN													-
SPRINGFIELD TOWN													-
STAMFORD TOWN													-
STOCKBRIDGE TOWN													-
STRATTON TOWN													-
SUNDERLAND TOWN													-
THETFORD TOWN													-
TOWNSHEND TOWN													-
WALLINGFORD TOWN													-
WARDSBORO TOWN													-
WARREN TOWN													-
WASHINGTON COUNTY													-
WEATHERSFIELD TOWN													-
WESTON TOWN													-
WILMINGTON TOWN													-
WINDHAM COUNTY													-
WINDSOR COUNTY													-
WINHALL TOWN													-
WOODFORD TOWN													-
WOODSTOCK TOWN													-
TOTAL	-			-	-	-	-	-	-	-	-	-	-

NOTE: AMOUNTS SHOWN ON THIS TABLE REPRESENT PAYMENTS MADE TO STATE OR LOCAL GOVERNMENTS DURING THE TIME PERIOD OF OCTOBER 2016 THROUGH SEPTEMBER 2017.

IF ANY PAYMENTS MADE TO THE STATE WERE NOT DISTRIBUTED TO LOCAL GOVERNMENTS OR WERE NOT DISTRIBUTED TO LOCAL GOVERNMENTS DURING THE OCTOBER 2016 THROUGH SEPTEMBER 2017 TIME PERIOD THEN THOSE PAYMENTS SHOULD NOT BE INCLUDED

Paperwork Reduction Act Statement The Paperwork Reduction Act of 1995 (44 U.S.C. 3501 et seq.) requires us to inform you that this information is being used to compute payments due units of general local government under the PILT Act (31 U.S.C. 6901-6907). Responses to this request is required to obtain a benefit. The public reporting burden for this collection of information is estimated to average 53 hours per response, including the time required for gathering the data needed and completing the reviewing the collection of information form. Send comments on the burden estimate or on any other aspect of this information collection, including suggestions for reducing this burden, to the Department of the Interior, Office of Budget, MS 4116, 1849 C St. NW, Washington, DC 20240. Under the Paperwork Reduction Act, an agency may not conduct or sponsor, and a person is not required to respond to, a collection of information unless it displays a currently valid OMB control number.

LIST NEW COUNTIES AND CORRESPONDING AMOUNTS BELOW:

AMERICAN OVERSIGHT

Payments in Lieu of Taxes (PILT Act)
Statement of Federal Land Payments, (43 CFR 44)
During The Period October 1, 2016 through September 30, 2017

ENCLOSURE 3
OMB NO. 1093-0005
EXPIRES: 03/31/2019

FEDERAL AGENCY MAKING PAYMENT AND TYPE OF PAYMENT

VIRGIN ISLAND COUNTIES	FS TIMBER PAYMENT TITLE I	FS TIMBER PAYMENT TITLE III	FS TIMBER 25% PAYMENT	FS/ONRR TIMBER PAYMENT	FS BANKHEAD JONES	ONRR/BLM MINERAL LEASING	BLM SEC 3 TAYLOR GRAZING	BLM SEC 15 TAYLOR GRAZING	BLM BANKHEAD JONES	BLM SALE OF MATERIALS	FERC POWER SALES	FW REFUGE SHARING	TOTAL
CHRISTIANSTED													-
TOTAL	-			-	-	-	-	-	-	-	-	-	-

NOTE: AMOUNTS SHOWN ON THIS TABLE REPRESENT PAYMENTS MADE TO STATE OR LOCAL GOVERNMENTS DURING THE TIME PERIOD OF OCTOBER 2016 THROUGH SEPTEMBER 2017.

IF ANY PAYMENTS MADE TO THE STATE WERE NOT DISTRIBUTED TO LOCAL GOVERNMENTS OR WERE NOT DISTRIBUTED TO LOCAL GOVERNMENTS DURING THE OCTOBER 2016 THROUGH SEPTEMBER 2017 TIME PERIOD THEN THOSE PAYMENTS SHOULD NOT BE INCLUDED IN THE SUBMISSION. PLEASE

Paperwork Reduction Act Statement The Paperwork Reduction Act of 1995 (44 U.S.C. 3501 et seq.) requires us to inform you that this information is being used to compute payments due units of general local government under the PILT Act (31 U.S.C. 6901-6907). Responses to this request is required to obtain a benefit. The public reporting burden for this collection of information is estimated to average 53 hours per response, including the time required for gathering the data needed and completing the reviewing the collection of information form. Send comments on the burden estimate or on any other aspect of this information collection, including suggestions for reducing this burden, to the Department of the Interior, Office of Budget, MS 4116, 1849 C St. NW, Washington, DC 20240. Under the Paperwork Reduction Act, an agency may not conduct or sponsor, and a person is not required to respond to, a collection of information unless it displays a currently valid OMB control number.

LIST NEW COUNTIES AND CORRESPONDING AMOUNTS BELOW:

AMERICAN OVERSIGHT

Payments in Lieu of Taxes (PILT Act)
Statement of Federal Land Payments, (43 CFR 44)
During The Period October 1, 2016 through September 30, 2017

ENCLOSURE 3
OMB NO. 1093-0005
EXPIRES: 03/31/2019

FEDERAL AGENCY MAKING PAYMENT AND TYPE OF PAYMENT

VIRGINIA COUNTIES	FS TIMBER PAYMENT TITLE I	FS TIMBER PAYMENT TITLE III	FS TIMBER 25% PAYMENT	FS/ONRR TIMBER PAYMENT	FS BANKHEAD JONES	ONRR/BLM MINERAL LEASING	BLM SEC 3 TAYLOR GRAZING	BLM SEC 15 TAYLOR GRAZING	BLM BANKHEAD JONES	BLM SALE OF MATERIALS	FERC POWER SALES	FW REFUGE SHARING	TOTAL
ACCOMACK COUNTY													-
ALBEMARLE COUNTY													-
ALLEGHANY COUNTY													-
AMHERST COUNTY													-
APPOMATTOX COUNTY													-
ARLINGTON COUNTY													-
AUGUSTA COUNTY													-
BATH COUNTY													-
BEDFORD COUNTY													-
BLAND COUNTY													-
BOTETOURT COUNTY													-
BUCHANAN COUNTY													-
CAROLINE COUNTY													-
CARROLL COUNTY													-
CHARLOTTE COUNTY													-
CHESAPEAKE CITY													-
CHESTERFIELD COUNTY													-
CLARKE COUNTY													-
CRAIG COUNTY													-
DICKENSON COUNTY													-
DINWIDDIE COUNTY													-
FAIRFAX COUNTY													-
FAUQUIER COUNTY													-
FLOYD COUNTY													-
FRANKLIN COUNTY													-
FREDERICK COUNTY													-
FREDERICKSBURG													-
GILES COUNTY													-
GLOUCESTER COUNTY													-
GRAYSON COUNTY													-
GREENE COUNTY													-
HALIFAX COUNTY													-
HAMPTON CITY													-
HANOVER COUNTY													-
HENRICO COUNTY													-
HENRY COUNTY													-
HIGHLAND COUNTY													-
HOPEWELL													-
JAMES CITY COUNTY													-
LEE COUNTY													-
LOUDOUN COUNTY													-
LOUISA COUNTY													-
MADISON COUNTY													-
MECKLENBURG COUNTY													-
MONTGOMERY COUNTY													-
NELSON COUNTY													-
NEWPORT NEWS													-
NORFOLK													-
NORTHAMPTON COUNTY													-
ORANGE COUNTY													-
PAGE COUNTY													-
PATRICK COUNTY													-
PETERSBURG													-
PORTSMOUTH CITY													-
PRINCE GEORGE COUNTY													-
PRINCE WILLIAM COUNTY													-
PULASKI COUNTY													-
RAPPAHANNOCK COUNTY													-
ROANOKE COUNTY													-
ROCKBRIDGE COUNTY													-
ROCKINGHAM COUNTY													-
SCOTT COUNTY													-
SHENANDOAH COUNTY													-
SMYTH COUNTY													-
SOUTHAMPTON COUNTY													-
SPOTSYLVANIA COUNTY													-
STAFFORD COUNTY													-
SURRY COUNTY													-
TAZEWELL COUNTY													-
VIRGINIA BEACH													-
WARREN COUNTY													-
WASHINGTON COUNTY													-
WESTMORELAND COUNTY													-
WILLIAMSBURG													-
WISE COUNTY													-
WYTHE COUNTY													-
YORK COUNTY													-
TOTAL	-			-	-	-	-	-	-	-	-	-	-

NOTE: AMOUNTS SHOWN ON THIS TABLE REPRESENT PAYMENTS MADE TO STATE OR LOCAL GOVERNMENTS DURING THE TIME PERIOD OF OCTOBER 2016 THROUGH SEPTEMBER 2017.

IF ANY PAYMENTS MADE TO THE STATE WERE NOT DISTRIBUTED TO LOCAL GOVERNMENTS OR WERE NOT DISTRIBUTED TO LOCAL GOVERNMENTS DURING THE OCTOBER 2016 THROUGH SEPTEMBER 2017 TIME PERIOD THEN THOSE PAYMENTS SHOULD NOT BE INCLUDED IN THE

Paperwork Reduction Act Statement The Paperwork Reduction Act of 1995 (44 U.S.C. 3501 et seq.) requires us to inform you that this information is being used to compute payments due units of general local government under the PILT Act (31 U.S.C. 6901-6907). Responses to this request is required to obtain a benefit. The public reporting burden for this collection of information is estimated to average 53 hours per response, including the time required for gathering the data needed and completing the reviewing the collection of information form. Send comments on the burden estimate or on any other aspect of this information collection, including suggestions for reducing this burden, to the Department of the Interior, Office of Budget, MS 4116, 1849 C St. NW, Washington, DC 20240. Under the Paperwork Reduction Act, an agency may not conduct or sponsor, and a person is not required to respond to, a collection of information unless it displays a currently valid OMB control number.

LIST NEW COUNTIES AND CORRESPONDING AMOUNTS BELOW:

AMERICAN OVERSIGHT

Payments in Lieu of Taxes (PILT Act)
Statement of Federal Land Payments, (43 CFR 44)
During The Period October 1, 2016 through September 30, 2017

ENCLOSURE 3
OMB NO. 1093-0005
EXPIRES: 03/31/2019

FEDERAL AGENCY MAKING PAYMENT AND TYPE OF PAYMENT

WASHINGTON COUNTIES	FS TIMBER PAYMENT TITLE I	FS TIMBER PAYMENT TITLE III	FS TIMBER 25% PAYMENT	FS/ONRR TIMBER PAYMENT	FS BANKHEAD JONES	ONRR/BLM MINERAL LEASING	BLM SEC 3 TAYLOR GRAZING	BLM SEC 15 TAYLOR GRAZING	BLM BANKHEAD JONES	BLM SALE OF MATERIALS	FERC POWER SALES	FW REFUGE SHARING	TOTAL
ADAMS COUNTY													-
ASOTIN COUNTY													-
BENTON COUNTY													-
CHELAN COUNTY													-
CLALLAM COUNTY													-
CLARK COUNTY													-
COLUMBIA COUNTY													-
COWLITZ COUNTY													-
DOUGLAS COUNTY													-
FERRY COUNTY													-
FRANKLIN COUNTY													-
GARFIELD COUNTY													-
GRANT COUNTY													-
GRAYS HARBOR CITY													-
ISLAND COUNTY													-
JEFFERSON COUNTY													-
KING COUNTY													-
KITTITAS COUNTY													-
KLICKITAT COUNTY													-
LEWIS COUNTY													-
LINCOLN COUNTY													-
MASON COUNTY													-
OKANOGAN COUNTY													-
PACIFIC COUNTY													-
PEND OREILLE COUNTY													-
PIERCE COUNTY													-
SAN JUAN COUNTY													-
SKAGIT COUNTY													-
SKAMANIA COUNTY													-
SNOHOMISH COUNTY													-
SPOKANE COUNTY													-
STEVENS COUNTY													-
THURSTON COUNTY													-
WAHKIAKUM COUNTY													-
WALLA WALLA COUNTY													-
WHATCOM COUNTY													-
WHITMAN COUNTY													-
YAKIMA COUNTY													-
TOTAL	-			-	-	-	-	-	-	-	-	-	-

NOTE: AMOUNTS SHOWN ON THIS TABLE REPRESENT PAYMENTS MADE TO STATE OR LOCAL GOVERNMENTS DURING THE TIME PERIOD OF OCTOBER 2016 THROUGH SEPTEMBER 2017.

IF ANY PAYMENTS MADE TO THE STATE WERE NOT DISTRIBUTED TO LOCAL GOVERNMENTS OR WERE NOT DISTRIBUTED TO LOCAL GOVERNMENTS DURING THE OCTOBER 2016 THROUGH SEPTEMBER 2017 TIME PERIOD THEN THOSE PAYMENTS SHOULD NOT BE INCLUDED IN THE

Paperwork Reduction Act Statement The Paperwork Reduction Act of 1995 (44 U.S.C. 3501 et seq.) requires us to inform you that this information is being used to compute payments due units of general local government under the PILT Act (31 U.S.C. 6901-6907). Responses to this request is required to obtain a benefit. The public reporting burden for this collection of information is estimated to average 53 hours per response, including the time required for gathering the data needed and completing the reviewing the collection of information form. Send comments on the burden estimate or on any other aspect of this information collection, including suggestions for reducing this burden, to the Department of the Interior, Office of Budget, MS 4116, 1849 C St. NW, Washington, DC 20240. Under the Paperwork Reduction Act, an agency may not conduct or sponsor, and a person is not required to respond to, a collection of information unless it displays a currently valid OMB control number.

LIST NEW COUNTIES AND CORRESPONDING AMOUNTS BELOW:

AMERICAN OVERSIGHT

Payments in Lieu of Taxes (PILT Act)
Statement of Federal Land Payments, (43 CFR 44)
During The Period October 1, 2016 through September 30, 2017

ENCLOSURE 3
OMB NO. 1093-0005
EXPIRES: 03/31/2019

FEDERAL AGENCY MAKING PAYMENT AND TYPE OF PAYMENT

WEST VIRGINIA COUNTIES	FS TIMBER PAYMENT TITLE I	FS TIMBER PAYMENT TITLE III	FS TIMBER 25% PAYMENT	FS/ONRR TIMBER PAYMENT	FS BANKHEAD JONES	ONRR/BLM MINERAL LEASING	BLM SEC 3 TAYLOR GRAZING	BLM SEC 15 TAYLOR GRAZING	BLM BANKHEAD JONES	BLM SALE OF MATERIALS	FERC POWER SALES	FW REFUGE SHARING	TOTAL
BARBOUR COUNTY													-
BRAXTON COUNTY													-
BROOKE COUNTY													-
CABELL COUNTY													-
FAYETTE COUNTY													-
GRANT COUNTY													-
GREENBRIER COUNTY													-
HAMPSHIRE COUNTY													-
HANCOCK COUNTY													-
HARDY COUNTY													-
JACKSON COUNTY													-
JEFFERSON COUNTY													-
KANAWHA COUNTY													-
LEWIS COUNTY													-
LOGAN COUNTY													-
MARION COUNTY													-
MASON COUNTY													-
MCDOWELL COUNTY													-
MERCER COUNTY													-
MINERAL COUNTY													-
MINGO COUNTY													-
MONONGALIA COUNTY													-
MONROE COUNTY													-
MORGAN COUNTY													-
NICHOLAS COUNTY													-
OHIO COUNTY													-
PENDLETON COUNTY													-
PLEASANTS COUNTY													-
POCAHONTAS COUNTY													-
PRESTON COUNTY													-
PUTNAM COUNTY													-
RALEIGH COUNTY													-
RANDOLPH COUNTY													-
SUMMERS COUNTY													-
TAYLOR COUNTY													-
TUCKER COUNTY													-
WAYNE COUNTY													-
WEBSTER COUNTY													-
WETZEL COUNTY													-
WOOD COUNTY													-
WYOMING COUNTY													-
TOTAL	-			-	-	-	-	-	-	-	-	-	-

NOTE: AMOUNTS SHOWN ON THIS TABLE REPRESENT PAYMENTS MADE TO STATE OR LOCAL GOVERNMENTS DURING THE TIME PERIOD OF OCTOBER 2015 THROUGH SEPTEMBER 2016. PAYMENTS MADE DIRECTLY TO THE STATE GOVERNMENT ARE MARKED WITH AN (*) , PAYMENTS MADE DIRECTLY TO LOCAL GOVERNMENT UNITS ARE NOT MARKED.

PLEASE BE SURE THAT PAYMENTS MARKED WITH AN (*) WERE ACTUALLY DISTRIBUTED BY THE STATE TO LOCAL GOVERNMENTS AND WERE DISTRIBUTED OR RECEIVED BY THE LOCAL GOVERNMENT DURING THE OCTOBER 2015 THROUGH SEPTEMBER 2016 TIME PERIOD.

IF ANY PAYMENTS MADE TO THE STATE WERE NOT DISTRIBUTED TO LOCAL GOVERNMENTS AT ALL OR WERE NOT DISTRIBUTED TO LOCAL GOVERNMENTS DURING THE OCTOBER 2015 THROUGH SEPTEMBER 2016 TIME PERIOD THEN THEY SHOULD NOT BE INCLUDED IN THE SUBMISSION. PLEASE CHECK WITH YOUR STATE TREASURER'S OFFICE TO DETERMINE IF STATE RECEIVED PAYMENTS WERE DISTRIBUTED AND WHEN.

Paperwork Reduction Act Statement The Paperwork Reduction Act of 1995 (44 U.S.C. 3501 et seq.) requires us to inform you that this information is being used to compute payments due units of general local government under the PILT Act (31 U.S.C. 6901-6907). Response to this request is required to obtain a benefit. The public reporting burden for this collection of information is estimated to average 53 hours per response, including the time required for gathering the data needed and completing and reviewing the collection of information form. Send comments on the burden estimate or on any other aspect of this information collection, including suggestions for reducing this burden, to Department of the Interior, Office of Budget, MS 4116 MIB, 1849 C St. NW, Washington, DC 20240. Under the Paperwork Reduction Act, an agency may not conduct or sponsor, and a person is not required to respond to, a collection of information unless it displays a currently valid OMB control number.

LIST NEW COUNTIES AND CORRESPONDING AMOUNTS BELOW:

AMERICAN OVERSIGHT

Payments in Lieu of Taxes (PILT Act)
Statement of Federal Land Payments, (43 CFR 44)
During The Period October 1, 2016 through September 30, 2017

ENCLOSURE 3
OMB NO. 1093-0005
EXPIRES: 03/31/2019

FEDERAL AGENCY MAKING PAYMENT AND TYPE OF PAYMENT

WISCONSIN COUNTIES	FS TIMBER PAYMENT TITLE I	FS TIMBER PAYMENT TITLE III	FS TIMBER 25% PAYMENT	FS/ONRR TIMBER PAYMENT	FS BANKHEAD JONES	ONRR/BLM MINERAL LEASING	BLM SEC 3 TAYLOR GRAZING	BLM SEC 15 TAYLOR GRAZING	BLM BANKHEAD JONES	BLM SALE OF MATERIALS	FERC POWER SALES	FW REFUGE SHARING	TOTAL
ADAMS COUNTY													-
ASHLAND COUNTY													-
BARRON COUNTY													-
BAYFIELD COUNTY													-
BROWN COUNTY													-
BUFFALO COUNTY													-
BURNETT COUNTY													-
CALUMET COUNTY													-
CHIPPEWA COUNTY													-
CLARK COUNTY													-
COLUMBIA COUNTY													-
CRAWFORD COUNTY													-
DANE COUNTY													-
DODGE COUNTY													-
DOOR COUNTY													-
DOUGLAS COUNTY													-
DUNN COUNTY													-
EAU CLAIRE COUNTY													-
FLORENCE COUNTY													-
FOREST COUNTY													-
GRANT COUNTY													-
GREEN COUNTY													-
GREEN LAKE COUNTY													-
IOWA COUNTY													-
IRON COUNTY													-
JACKSON COUNTY													-
JEFFERSON COUNTY													-
JUNEAU COUNTY													-
KENOSHA COUNTY													-
KEWAUNEE COUNTY													-
LA CROSSE COUNTY													-
LANGLADE COUNTY													-
LINCOLN COUNTY													-
MANITOWOC COUNTY													-
MARATHON COUNTY													-
MARINETTE COUNTY													-
MENOMINEE COUNTY													-
MILWAUKEE COUNTY													-
MONROE COUNTY													-
OCONTO COUNTY													-
ONEIDA COUNTY													-
OUTAGAMIE COUNTY													-
OZAUKEE COUNTY													-
PEPIN COUNTY													-
PIERCE COUNTY													-
POLK COUNTY													-
PORTAGE COUNTY													-
PRICE COUNTY													-
RACINE COUNTY													-
ROCK COUNTY													-
RUSK COUNTY													-
SAUK COUNTY													-
SAWYER COUNTY													-
SHAWANO COUNTY													-
SHEBOYGAN COUNTY													-
ST CROIX COUNTY													-
TAYLOR COUNTY													-
TREMPEALEAU COUNTY													-
VERNON COUNTY													-
VILAS COUNTY													-
WALWORTH COUNTY													-
WASHBURN COUNTY													-
WASHINGTON COUNTY													-
WAUKESHA COUNTY													-
WAUPACA COUNTY													-
WAUSHARA COUNTY													-
WINNEBAGO COUNTY													-
WOOD COUNTY													-
TOTAL	-			-	-	-	-	-	-	-	-	-	-

NOTE: AMOUNTS SHOWN ON THIS TABLE REPRESENT PAYMENTS MADE TO STATE OR LOCAL GOVERNMENTS DURING THE TIME PERIOD OF OCTOBER 2016 THROUGH SEPTEMBER 2017.

IF ANY PAYMENTS MADE TO THE STATE WERE NOT DISTRIBUTED TO LOCAL GOVERNMENTS OR WERE NOT DISTRIBUTED TO LOCAL GOVERNMENTS DURING THE OCTOBER 2016 THROUGH SEPTEMBER 2017 TIME PERIOD THEN THOSE PAYMENTS SHOULD NOT BE INCLUDED IN THE

Paperwork Reduction Act Statement The Paperwork Reduction Act of 1995 (44 U.S.C. 3501 et seq.) requires us to inform you that this information is being used to compute payments due units of general local government under the PILT Act (31 U.S.C. 6901-6907). Responses to this request is required to obtain a benefit. The public reporting burden for this collection of information is estimated to average 53 hours per response, including the time required for gathering the data needed and completing the reviewing the collection of information form. Send comments on the burden estimate or on any other aspect of this information collection, including suggestions for reducing this burden, to the Department of the Interior, Office of Budget, MS 4116, 1849 C St. NW, Washington, DC 20240. Under the Paperwork Reduction Act, an agency may not conduct or sponsor, and a person is not required to respond to, a collection of information unless it displays a currently valid OMB control number.

LIST NEW COUNTIES AND CORRESPONDING AMOUNTS BELOW:

AMERICAN OVERSIGHT

Payments in Lieu of Taxes (PILT Act)
Statement of Federal Land Payments, (43 CFR 44)
During The Period October 1, 2016 through September 30, 2017

ENCLOSURE 3
OMB NO. 1093-0005
EXPIRES: 03/31/2019

FEDERAL AGENCY MAKING PAYMENT AND TYPE OF PAYMENT

WYOMING COUNTIES	FS TIMBER PAYMENT TITLE I	FS TIMBER PAYMENT TITLE III	FS TIMBER 25% PAYMENT	FS/ONRR TIMBER PAYMENT	FS BANKHEAD JONES	ONRR/BLM MINERAL LEASING	BLM SEC 3 TAYLOR GRAZING	BLM SEC 15 TAYLOR GRAZING	BLM BANKHEAD JONES	BLM SALE OF MATERIALS	FERC POWER SALES	FW REFUGE SHARING	TOTAL
ALBANY COUNTY													-
BIG HORN COUNTY													-
CAMPBELL COUNTY													-
CARBON COUNTY													-
CONVERSE COUNTY													-
CROOK COUNTY													-
FREMONT COUNTY													-
GOSHEN COUNTY													-
HOT SPRINGS COUNTY													-
JOHNSON COUNTY													-
LARAMIE COUNTY													-
LINCOLN COUNTY													-
NATRONA COUNTY													-
NIOBRARA COUNTY													-
PARK COUNTY													-
PLATTE COUNTY													-
SHERIDAN COUNTY													-
SUBLETTE COUNTY													-
SWEETWATER COUNTY													-
TETON COUNTY													-
UINTA COUNTY													-
WASHAKIE COUNTY													-
WESTON COUNTY													-
TOTAL	-			-	-	-	-	-	-	-	-	-	-

NOTE: AMOUNTS SHOWN ON THIS TABLE REPRESENT PAYMENTS MADE TO STATE OR LOCAL GOVERNMENTS DURING THE TIME PERIOD OF OCTOBER 2016 THROUGH SEPTEMBER 2017.

IF ANY PAYMENTS MADE TO THE STATE WERE NOT DISTRIBUTED TO LOCAL GOVERNMENTS OR WERE NOT DISTRIBUTED TO LOCAL GOVERNMENTS DURING THE OCTOBER 2016 THROUGH SEPTEMBER 2017 TIME PERIOD THEN THOSE PAYMENTS SHOULD NOT BE INCLUDED IN THE

Paperwork Reduction Act Statement The Paperwork Reduction Act of 1995 (44 U.S.C. 3501 et seq.) requires us to inform you that this information is being used to compute payments due units of general local government under the PILT Act (31 U.S.C. 6901-6907). Responses to this request is required to obtain a benefit. The public reporting burden for this collection of information is estimated to average 53 hours per response, including the time required for gathering the data needed and completing the reviewing the collection of information form. Send comments on the burden estimate or on any other aspect of this information collection, including suggestions for reducing this burden, to the Department of the Interior, Office of Budget, MS 4116, 1849 C St. NW, Washington, DC 20240. Under the Paperwork Reduction Act, an agency may not conduct or sponsor, and a person is not required to respond to, a collection of information unless it displays a currently valid OMB control number.

LIST NEW COUNTIES AND CORRESPONDING AMOUNTS BELOW:

AMERICAN OVERSIGHT

ENCLOSURE 4
PILT Prior Year Payment Reconciliation Balance Sheet
for the State of:

DESCRIPTION	FS TIMBER PAYMENT TITLE I	FS TIMBER PAYMENT TITLE III	FS TIMBER PAYMENT 25%	FS/ONRR TIMBER PAYMENT	FS BANKHEAD JONES	ONRR/BLM MINERAL LEASING	BLM SEC 3 TAYLOR GRAZING	BLM SEC 15 TAYLOR GRAZING	BLM BANKHEAD JONES	BLM SALE OF MATERIALS	FERC POWER SALES	FW REVENUE SHARING	TOTAL
ENCLOSURE 2 STATE TOTALS													-
ENCLOSURE 3 COUNTY TOTALS													-
DIFFERENCE	-			-	-	-	-	-	-	-	-	-	-

RECONCILIATION

COUNTY	FS TIMBER PAYMENT TITLE I	FS TIMBER PAYMENT TITLE III	FS TIMBER PAYMENT 25%	FS/ONRR TIMBER PAYMENT	FS BANKHEAD JONES	ONRR/BLM MINERAL LEASING	BLM SEC 3 TAYLOR GRAZING	BLM SEC 15 TAYLOR GRAZING	BLM BANKHEAD JONES	BLM SALE OF MATERIALS	FERC POWER SALES	FW REVENUE SHARING	TOTAL	EXPLANATION
													$ -	
													$ -	
													$ -	

Stephanie M. Klapstein

From: steverobinson <steverobinson@reagan.com>
Sent: Monday, June 11, 2018 1:20 PM
To: Brad Crowell; Dominique Etchegoyhen; Jim Lawrence; TonyWasley
Cc: Pam Robinson
Subject: 2019 Conservation Bond (FINAL Draft).docx - Word
Attachments: 2019 Conservation Bond (FINAL Draft).docx

Gents
Attached is our draft of 2019 Conservation and Parks legislation. Please share with whomever you think might help in our efforts. Look forward to comments.
Chaunsey and I will look to get on your calendars soon after the July 4 holiday to discuss.
We should have a better take on the Govs position by then.

Thanks,

Sent from my Sprint Samsung Galaxy S9+.

AMERICAN OVERSIGHT

Proposed Conservation Bond Language- 2019 Legislative Session

Section 1.
Chapter 6, Statutes of Nevada 2001, 17th Special Session, is hereby amended to read as follows: At the general election held on November 5, 2002, the voters of this state, in the manner prescribed by chapter 349 of NRS, approved passage of Ballot Question 1 which allowed the State of Nevada to issue general obligation bonds of the state to protect, preserve and obtain the benefits of the property and natural resources of this state in an amount not to exceed $200,000,000. Passage of Ballot Question 1 allowed bonds to be issued at one time or from time to time, and the Legislature levied such tax as was necessary to pay the principal of and interest on the bonds. The proceeds of such tax together with any other amounts appropriated to pay the principal of and interest on the bonds when due was deposited in the consolidated bond interest and redemption fund.

Sec. 2. Given that the voters of this State approved a question that was submitted by the Nevada Legislature in accordance with subsection 1 of NRS 349.010 for the State to issue general obligation bonds of the state to protect, preserve and obtain the benefits of the property and natural resources of this state in an amount not to exceed $200,000,000:

1. Such approval shall be deemed to constitute approval of the qualified electors for the issuance of general obligation bonds by the State, and no other approval of the qualified electors is required for the continued issuance of general obligation bonds in the amount of $200,000,000 to protect, preserve and obtain the benefits of the property and natural resources of this state after the completed issuance of the initial issued general obligation bond.
    a. The approval by voters shall not allow the continued issuance of general obligation bonds to protect, preserve and obtain the benefits of the property and natural resources of this state if they contravene the limit of indebtedness provided by the Constitution of the State of Nevada.
    b. The minimum amount of general obligations bonds issued each fiscal year by the State to protect, preserve and obtain the benefits of the property and natural resources of this state shall be no less than $10,000,000.
    c. Notwithstanding the provisions of NRS 349.078, the State Board of Finance may continue to issue general obligation bonds of the State to protect, preserve and obtain the benefits of the property and natural resources of this State pursuant to chapter 6, Statutes of Nevada 2001, 17th Special Session until June 30, 2039.

Sec. 3. The proceeds of the bonds issued pursuant to section 2 of this act, after deducting applicable charges, must be deposited in the Fund to Protect Natural Resources created pursuant to section 3 of chapter 6, Statues of Nevada 2001, 17th Special Session, and, notwithstanding the provisions of chapter 6, Statues of Nevada 2001, 17th Special Session, to the contrary must be used as follows:

Sec. 4. Except as otherwise provided in subsection 10 of section 5 of this act, of the total bond issue, pursuant to section 2 of this act:

1. An amount of $10,000,000 must be allocated to the Walker River State Recreation Area for the following purposes:

(a) Planning, development, and design of the Walker River State Recreation Area;

AMERICAN OVERSIGHT

(b) Design or construction of recreational facilities, campsites, and recreational trails, including, without limitation, hiking, equestrian, and bicycle trails;

(c) Design or construction of buildings or other facilities for the Walker River State Recreation Area; or

(d) Providing other infrastructure for the Walker River State Recreation Area.

2. An amount of $30,000,000 must be allocated to the Las Vegas Springs Preserve in Clark County for the following purposes:

(a) Planning, development, or design of the preserve;

(b) Providing wildlife habitat;

(c) Design or construction of buildings or other facilities for the preserve; or

(d) Providing other infrastructure for the preserve.

3. An amount of $10,000,000 must be allocated in Clark County for the wetlands park and the Las Vegas Wash. The money allocated pursuant to this paragraph must be used to:

(a) Divert water, control erosion, and make improvements to restore the existing wetlands, and to create new wetlands;

(b) Acquire and develop land or water rights; and

(c) Provide recreational facilities.

4. An amount of $30,000,000 must be allocated to the Nevada Division of Museums and History for the Nevada State Railroad Museum, Boulder City for the following purposes:

(a) Design or construction of buildings or other infrastructure for the railroad museum;

(b) Providing other infrastructure for the railroad museum;

(c) Moving exhibits from other locations to the museum; or

(d) Creation of new exhibits.

5. An amount of $20,000,000 must be allocated to the Ice Age Fossils State Park, also known as Tule Springs State Park, for the following purposes:

(a) Planning, development, and design of Ice Age Fossils State Park;

(b) Design or construction of recreational facilities, campsites, and recreational trails, including, without limitation, hiking, equestrian, and bicycle trails;

(c) Design or construction of buildings or other facilities for Ice Age Fossils State Park; or

(d) Providing other infrastructure for Ice Age Fossils State Park.

6. An amount of $10,000,000 must be allocated to the Outside Las Vegas Foundation for the following purposes:

(a) Planning, development, or design of the Las Vegas Valley Rim Trail;

(b) Design or construction of recreational facilities, campsites, and recreational trails, including, without limitation, hiking, equestrian, and bicycle trails;

(c) Design or construction of buildings or other facilities for the Las Vegas Valley Rim Trail.

7. An amount of $8,000,000 must be allocated to the City of Las Vegas for the following purposes:

(a) Restoration of the Huntridge Theater;

(b) Development, design or construction of additional infrastructure or facilities for the Huntridge Theater.

8. An amount of $8,000,000 must be allocated to Clark County for the following purposes:

(a) Planning, development or design of parks in Clark County;

(b) Design or construction of recreational facilities or recreational trails, including, without limitation, hiking, equestrian, and bicycle trails for parks;

AMERICAN OVERSIGHT

(c) Design or construction of buildings or other facilities for parks.

9. An amount of $5,000,000 must be allocated to the Nevada Arts Council to establish a matching grant program for the following purposes:

(a) Planning, development or design of an art museum in Clark County;

(b) Creation of exhibits related to water issues and infrastructure along the Colorado River.

10. An amount of $2,000,000 must be allocated to the Nevada Division of Museums and History for the East Ely Railway Depot Museum for the following purposes:

(a) Design or construction of buildings or other infrastructure for the railroad museum;

(b) Providing other infrastructure for the railroad museum;

(c) Moving exhibits from other locations to the museum; or

(d) Creation of new exhibits.

11. An amount of $2,000,000 must be allocated to the City of Caliente for following purposes:

(a) Design or construction of buildings or other infrastructure for the Caliente Railroad Depot;

(b) Moving exhibits from other locations to the Caliente Railroad Depot; or

(c) Creation of new exhibits for the Caliente Railroad Depot.

12. An amount of $65,000,000 must be allocated to the State Department of Conservation and Natural Resources to be administered by the Division of State Lands to carry out the purposes set forth in this subsection. The money allocated pursuant to this subsection must be used for the following purposes:

(a) To make grants to state agencies, counties, municipalities, and private non-profit organizations that qualify for grants pursuant to the regulations adopted by the Administrator of the Division of State Lands for the following purposes:

(1) Design or construction of trails, recreational facilities, and campsites;

(2) Design or construction of campsites or youth camp facilities;

(3) Development or adoption of open spaces;

(4) Acquisition of land and water or land and water interests to protect and enhance wildlife habitat, sensitive or unique vegetation, historic or cultural resources, riparian corridors, wetlands, and other environmental resources pursuant to an adopted plan for open spaces;

(5) Acquisition of land and water or land and water interests for the public benefit to protect and enhance wildlife habitat, sensitive or unique vegetation, historic or cultural resources, riparian corridors, floodplains and wetlands, and other environmental resources;

(6) Acquisition of real or personal property or interests in real or personal property to enhance, protect, and manage wildlife and wildlife habitat, or enhance recreational opportunities related to wildlife, or both;

(7) Development, renovation, or improvement of existing facilities or habitat for fish or other wildlife;

(8) Acquisition of land and water or land and water interests for urban parks and green belts;

(9) Development of habitat conservation plans;

(10) Enhancement and restoration of the Carson River corridor;

(11) Enhancement and restoration of the Truckee River;

(12) Enhancement and the development of the Lake Tahoe Path System;

(13) Design, construction or development of infrastructure for county and municipal museums;

AMERICAN OVERSIGHT

(14) Design, construction or development of state parks;
(15) Purchase and retirement of conservation credits.

(b) Grants allocated pursuant to subsection 12 of section 4 shall be disbursed in the following manner:

(1) No less than $10,000,000 shall be allocated to projects for the design or construction of campsites and youth camp facilities within Clark County.
(2) No less than $27,000,000 shall be allocated to projects within Carson City, and the counties of: Churchill, Douglas, Elko, Esmerelda, Eureka, Humboldt, Lander, Lincoln, Lyon, Mineral, Nye, Pershing, Storey, or White Pine.
(3) No less than $20,000,000 shall be allocated to projects within Washoe County.
(4) No less than $5,000,000 shall be allocated to projects for the design or construction of campsites and youth camp facilities within Washoe County.

Sec. 5. 1. No grant may be awarded pursuant to subsection 12(a)(3-12) of section 4 of this act unless the recipient of the grant provides a matching amount that is not less than 25 percent of the total cost of the project, plan or acquisition funded by the grant.

2. The Director of the State Department of Conservation and Natural Resources shall prescribe the method pursuant to which the entities that administer the programs and projects described in section 4 of this act may request money from the Fund to Protect Natural Resources in accordance with the allocations made pursuant to that section.

3. The State Department of Conservation and Natural Resources may use the proceeds from the bonds issued pursuant to section 2 of this act and the interest income thereon to defray the costs of administering the provisions of this act and may request an appropriation to defray the costs of administering this act if the money in the fund is not sufficient. The money in the fund must be used only for the purposes set forth in this act and must not be used to replace or supplant funding available from other sources.

4. Any interest or income earned on the money in the fund must be credited to the fund. Any money remaining in the fund at the end of the fiscal year does not revert to the general fund but remains in the fund for authorized expenditure.

5. All claims against the fund must be paid as other claims against the state are paid.

6. Any interests in land or water acquired by the state pursuant to this act:

(a) Must be acquired and held by the Division of State Lands pursuant to chapter 321 of NRS.

(b) Must not be acquired by condemnation or the power of eminent domain.

7. The acquisition of any water rights pursuant to this act must not have a negative impact on the distribution of water to other persons who hold valid water rights.

8. Any property acquired pursuant to the provisions of this act may include easements and other interests in land. Before acquiring any interest in land pursuant to this act, recipients of money pursuant to this act must consider such alternatives to the acquisition of fee simple title as may be available, including, without limitation, the acquisition of easements and remainders after life estates.

9. If any interests in land or water acquired by the state pursuant to this act, or portions thereof, are later determined not to be necessary to carry out the purposes of the act, those interests may be sold or leased by the Division of State Lands pursuant to chapter 321 of NRS and the

AMERICAN OVERSIGHT

proceeds deposited in the fund to protect natural resources. The proceeds received from such transactions must be expended to carry out the purposes of this act.

10. Money may be reallocated among the purposes set forth in each subsection of section 4 of this act with the advance approval of the Interim Finance Committee.

11. The Administrator of the Division of State Lands of the State Department of Conservation and Natural Resources may adopt such regulations as are necessary to carry out the programs and projects and award the grants described in subsection 12 of section 4 of this act.

12. The Department of Wildlife may use up to 5 percent of the money allocated pursuant to subsection 12(a)(5)(6)(7) of section 4 of this act for expenses relating to personnel required to implement programs and projects funded pursuant to that subsection.

Sec. 6. The Legislature finds and declares that the issuance of bonds pursuant to this act:

1. Is necessary for the protection and preservation of the property and natural resources of this state and for the purpose of obtaining the benefits thereof; and

2. Constitutes an exercise of the authority conferred by the second paragraph of section 3 of article 9 of the Constitution of the State of Nevada.

Sec. 7. To the extent not inconsistent with the provisions of this act, the provisions of the State Securities Law, contained in chapter 349 of NRS, apply to the bonds issued pursuant to this act.

Sec. 8. Notwithstanding the provisions of NRS 361.453 to the contrary, any levy imposed by the legislature for the repayment of bonded indebtedness issued pursuant to the provisions of this act must not be included in calculating the limitation set forth in subsection 1 of NRS 361.453 on the total ad valorem tax levied for all public purposes.

Sec. 9. If any provision of this act, or application thereof to any person, thing or circumstance, is held invalid, the invalidity shall not affect the provisions or application of this act which can be given effect without the invalid provision or application, and to this end the provisions of this act are declared to be severable.

Sec. 10. This act becomes effective on July 1, 2019.

DRAFT

AMERICAN OVERSIGHT

Stephanie M. Klapstein

From: Kris Thompson <kpthompson2011@yahoo.com>
Sent: Saturday, March 24, 2018 9:07 AM
To: Pat Whitten; Austin Osborne; Gary Hames; Chip Bowlby; Cory Hunt; Stan Thomas; Jeff Brigger; Johnny Hargrove
Cc: Randy Pitts
Subject: Advance Copy of Press Release on Blockchains retaining Lance Gilman
Attachments: 2018_03-26_Lance Gilman comes to Blockchains_clean (1).pdf

Gentlemen,

Attached is an advance copy of a press release that will go out Monday morning to the media. This is a joint Blockchains/Lance Gilman announcement that Blockchains has retained the Lance Gilman team to coordinate Development and Marketing for the Blockchains projects in Northern Nevada.

Thanks very much.

Kris

AMERICAN OVERSIGHT

MEDIA RELEASE

BLOCKCHAINS, LLC HIRES LANCE GILMAN TEAM AS DEVELOPMENT AND MARKETING COORDINATOR

March 23, 2018

(Reno, NV) – The new owner of the vast majority of available land at Tahoe-Reno Industrial Center, **Blockchains, LLC** has retained **Lance Gilman** as Development and Marketing Coordinator for the company in Northern Nevada. He will be assisted in this role by Kris Thompson, who has maintained similar responsibilities alongside Gilman for nearly a decade.

Blockchains, LLC recently purchased over 67,000 acres (104) square miles in Tahoe-Reno Industrial Center (TRI), making it the largest landholder by far in the industrial park, with a total landmass over 20 times larger than the Tesla property.

Gilman will be providing assistance to Blockchains, LLC in coordinating overall development, infrastructure, land planning, government relations, and marketing.

"I'm honored to be brought on board with Blockchains," said Lance Gilman. "Their vision for the property is truly epic in size and scope. They will formally roll out their plans to the public in the next few months, and everyone in Northern Nevada better buckle their seatbelts for this one. Blockchains's plans and concepts, when built, will change the face of Northern Nevada in much the same way Tesla and Switch have, perhaps even more so. It will put Blockchains and Nevada in the pole position for the race to capture the dominant market share around the globe for blockchain technology.

"I still also represent TRI and my best friend Don Roger Norman, as before," Gilman said. "Roger gave me his blessing for this opportunity, as he and Jeff [Blockchains's CEO] have developed a very close friendship. Real good chemistry there, they really hit it off. Roger is convinced that Jeff and his team are best possible choice to carry on Roger's dreams at TRI, and then take it far, far beyond into a future that will be incredible for our economy and Northern Nevadans."

"Lance has a proven track record of success in development and marketing," said David Berns, President of Blockchains, LLC. "When I started looking for land up here, I kept hearing Lance is the greatest salesman on earth," Berns chuckled, "and the next thing I knew, we were buying half of Storey County. Well, we quickly agreed 'we want that guy working for us.'"

AMERICAN OVERSIGHT

“After a nationwide search, we selected TRI as the site for our project, or I should say projects,” said Berns. “We will be rolling it out in the coming months, but I can tell you it’s big, very big, and it’s never been done before. We have spent our adult lives representing consumers battling against injustice, and now we want to give back to consumers and businesses by showcasing a broad technology that puts the power to control information and finances in their hands, in their own communities, and not in the hands of the financial elites of the world.

Media Inquiries:

Rich Crombie 775-240-7958

Blockchains, LLC is at the forefront of one of the most revolutionary innovations since the advent of the Internet, blockchain distributed ledger technology. A premier innovator in the blockchain space, Blockchains conceptualizes and incubates blockchain-powered ideas, ventures, and businesses.

Blockchains’s current projects focus on financial services, trusted identity solutions, and software development of distributed applications (Dapps) on the Ethereum blockchain. Blockchains serves as a proponent and platform for the next generation of technological disruption—changing the way individuals and businesses transact and interact with one another all across the world.

AMERICAN OVERSIGHT

Stephanie M. Klapstein

From: Milken Institute <events@milkeninstitute.org>
Sent: Tuesday, April 10, 2018 3:02 AM
To: Daniel Schwartz
Subject: Agenda Announced for the 2018 Milken Institute Global Conference

View web version



GCMAC | GLOBAL CAPITAL MARKET ADVISORY COUNCIL

Dear Daniel,

We're proud to announce the release of the full agenda for this year's Global Conference. Our detailed program can be found on our website.

Please register online here by entering **GCMAC-GC2018MIG** to receive your complementary pass.

The 21st Annual **Milken Institute Global Conference** is less than a month away – join the strongest minds in business, government, technology, philanthropy, academia, and media to find actionable, collaborative solutions to some of the most important questions of our time.

We hope to see you there!

CLICK HERE TO REGISTER

AMERICAN OVERSIGHT

If you'd prefer not to receive email like this from Milken Institute in the future, please click here.

Your privacy is important to us. Please review the Milken Institute Privacy Policy.

#MIGlobal

MILKEN INSTITUTE
SANTA MONICA | WASHINGTON | LONDON | SINGAPORE

© 2018 Milken Institute. All rights reserved.
1250 Fourth Street | Santa Monica, CA 90401 | +1 310 570 4600

AMERICAN OVERSIGHT

Stephanie M. Klapstein

From: Jarad Van Wagoner <jarad.vanwagoner@rrpartners.com>
Sent: Friday, September 07, 2018 11:44 AM
To: Andrew Clinger
Subject: Andrew Clinger Call - Governor's Tech Summit Discussion
Attachments: attachment.ics; Tech Summit_Draft Run of Show.docx; Draft_Panel Run of Show.docx

Based on initial discussions with Tesla and Blockchains, we've put together a proposed agenda for the Tech Summit. I've attached it as well as a detailed draft of the proposed run of show for the panel portion of the Summit.

We think it would be great to have representation on the panel from CEOs/senior executives of the following companies:

- Elon Musk, Tesla (confirmed). He will make remarks. The CTO for Tesla, JB Straubel, may participate in the panel.
- Jeff Berns, Blockchains, LLC (confirmed)
- Rob Roy, Switch (confirmed)
- Wal-Mart (pending)
- Panasonic (pending)
- Google (pending)
- Apple (pending)

Also, below are a number of questions/issues that would benefit from the Governor's or staff's input. We can discuss on Monday or when we can get on the phone.

Questions

1. Any thoughts or direction on the proposed draft agenda and panel organization?
2. Invited Participants and Attendees – attendance can be kept to 30-50 or we can go as big as up to 100.
    a. Panelists? Anybody to add?
    b. Other attendees: EDAWN, Reno-Sparks Chamber of Commerce, other local businesses.
    c. State Agency attendees: GOED, etc.
3. Press Engagement for the Governor:
    a. Is Governor open to one-on-one interviews with press or would he prefer a press pool scenario for questions?
4. Proclamations: I'll leave this to Pete and Michon to follow up with the Governor regarding the status of any proclamations at this point.
5. GOED Participation: Will GOED participate in the event? Assist with press coverage?

Jarad Van Wagoner
Director of International Business & Policy
900 South Pavilion Center Drive, Las Vegas, NV 89144
jarad.vanwagoner@rrpartners.com | rrpartners.com
D 702.318.4378 M 719.651.0709

AMERICAN OVERSIGHT

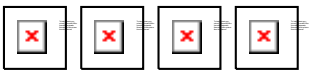

AMERICAN OVERSIGHT

Stephanie M. Klapstein

Subject: Andrew Clinger Call - Governor's Tech Summit Discussion
Location: 719-651-0709

Start: Mon 9/10/2018 3:00 PM
End: Mon 9/10/2018 3:30 PM
Show Time As: Tentative

Recurrence: (none)

Meeting Status: Not yet responded

Organizer: Jarad Van Wagoner

Based on initial discussions with Tesla and Blockchains, we've put together a proposed agenda for the Tech Summit. I've attached it as well as a detailed draft of the proposed run of show for the panel portion of the Summit.

We think it would be great to have representation on the panel from CEOs/senior executives of the following companies:

- Elon Musk, Tesla (confirmed). He will make remarks. The CTO for Tesla, JB Straubel, may participate in the panel.
- Jeff Berns, Blockchains, LLC (confirmed)
- Rob Roy, Switch (confirmed)
- Wal-Mart (pending)
- Panasonic (pending)
- Google (pending)
- Apple (pending)

Also, below are a number of questions/issues that would benefit from the Governor's or staff's input. We can discuss on Monday or when we can get on the phone.

Questions

1. Any thoughts or direction on the proposed draft agenda and panel organization?
2. Invited Participants and Attendees – attendance can be kept to 30-50 or we can go as big as up to 100.
   * Panelists? Anybody to add?
   * Other attendees: EDAWN, Reno-Sparks Chamber of Commerce, other local businesses.
   * State Agency attendees: GOED, etc.
3. Press Engagement for the Governor:

   * Is Governor open to one-on-one interviews with press or would he prefer a press pool scenario for questions?

1. Proclamations: I'll leave this to Pete and Michon to follow up with the Governor regarding the status of any proclamations at this point.
2. GOED Participation: Will GOED participate in the event? Assist with press coverage?

_____

[http://www.rrpartners.com/cache/lut2nied9g/rr_red.jpg]

AMERICAN OVERSIGHT

Jarad Van Wagoner
Director of International Business & Policy
900 South Pavilion Center Drive, Las Vegas, NV 89144
jarad.vanwagoner@rrpartners.com<mailto:jarad.vanwagoner@rrpartners.com> |
rrpartners.com<http://rrpartners.com>
D 702.318.4378 M 719.651.0709
[http://www.rrpartners.com/cache/lut2nied9g/blog.gif]<http://www.rrpartnersblog.com>
[http://www.rrpartners.com/cache/lut2nied9g/twit.gif] <http://twitter.com/rrpartners>
[http://www.rrpartners.com/cache/lut2nied9g/fb.gif] <http://facebook.com/rrpartners>
[http://www.rrpartners.com/cache/lut2nied9g/LinkIn.png]
<https://www.linkedin.com/company/165637?trk=tyah&trkInfo=tarId%3A1420500277527%2Ctas%3AR%26R%20Pa%2Cidx%3A2-1-4>

AMERICAN OVERSIGHT

Tech Summit – Draft Agenda

Date: October 9, 2018
Time: 12:00PM (There may be some activities prior to official start of summit)
Venue: Gigafactory (Lobby or showroom)

- Opening Remarks - Governor Sandoval
  - Welcome
  - Talk about vision for New Nevada, opportunity with TRIC and Tesla and what's happened since.
  - Announce new name for TRIC (pending)
- Governor Sandoval – Elon Musk Q&A
  - Why Tesla chose Nevada
  - Governor's visionary role of Nevada in terms of tech and innovation
  - Announce partnership between Tesla & Blockchains, LLC (pending)
- Local Business Owner Impacted by Tesla
  - Invite one or two local business owners, that were positively impacted by the Tesla Gigafactory, to make brief remarks
- Panel Discussion – (***See separate draft run of show***)
  - Panel discussion by CEO/Executives of
  - Panel Moderated by: Governor Sandoval or Gary Shapiro
  - Panel Topic: Challenges and opportunities shared by companies in TRIC
    - Need to dig into more details
    - Specific questions for each CEO
- Company Presentations and Announcements
  - Other Company Presentations/Announcements
  - Jeff Berns' Presentation/Announcements:
    - Describe project, four tech pillars
    - Announce social contract
- Governor Sandoval Proclamation
  - New Nevada led to Blockchain landing at TRIC and creation of the City
  - Proclamation of new city
  - Sign MOUs
    - What are the details of the MOUs? Who is signing them?
- Press/Media Interaction
  - Is Governor open to one-on-one interview or does he prefer a pool interview?
  - Planning on local news channels and some national print media.
- Networking Reception/Event???
  - Tesla likely will provide tours of the Gigafactory to include a VIP tour
  - May be an option to test drive a Tesla vehicle.

AMERICAN OVERSIGHT

Panel Run of Show
60-75 Minutes Total

Opening/Introductory Remarks – 10 to 20 minutes

- Option 1: Introductory Remarks by Moderator (Governor) – 5-10 minutes
    - Introduce:
        - Participants
        - General topic and format

- Moderator would need scripted, short bio/highlights for each participant

- Option 2: Introductory Remarks by Moderator (Governor) – 15-20 minutes
    - Invite each participant to introduce themselves
        - 2-3 minutes each
    - Introduce general topic and format

Question and Answer – 25 to 35 minutes

- Moderator will ask each participant two or three questions, depending on number of panelists
- Option to allow panel members to ask other panel members one question.

- All questions will need to be vetted/determined with the participants. NO SURPRISE QUESTIONS.

Closing Remarks – 5 to 15 minutes

- Option 1: Moderator makes closing remarks to summarize the discussion.

- Option 2: Moderator offers each participant to make a 90 second closing statement
    - Moderator offers each participant opportunity to make a 90 second closing statement
    - Moderator wraps up panel with summary – 3-5 minutes

Potential Panel Representation

- Tesla
- Blockchain
- Switch
- Wal-Mart
- Panasonic
- Google
- Apple

Potential Discussion/Question Topics

- Government policy impact on innovation. Opportunities and concerns
- Infrastructure opportunities and challenges – public and/or private

AMERICAN OVERSIGHT

- Social impact of innovation – opportunities and challenges
- What is your (Company Name) mission? Why do you do what you do?

AMERICAN OVERSIGHT

Stephanie M. Klapstein

From: Milken Institute <events@milkeninstitute.org>
Sent: Thursday, November 15, 2018 12:04 PM
To: Daniel Schwartz
Cc: sldombrowski@nevadatreasurer.gov
Subject: Announcing the Milken Institute London Summit 2018 Agenda and Speakers

View web version



Tuesday, December 4, 2018 | Park Plaza Westminster Bridge

Dear Daniel,

We look forward to seeing you at the Milken Institute London Summit, on Tuesday, December 4, 2018, at the Park Plaza Wesminster Bridge. The full London Summit agenda is now **available online**.

Below are some of the sessions and speakers to expect at this year's London Summit, which will provide unique perspectives on and insights into what is destined for the United Kingdom and Continental Europe in a moment of great anticipation.

London Summit 2018 will feature more than 20 sessions, including:

- The Future of the United Kingdom and the European Union
- How Artificial Intelligence Will Change Business and People In The Coming Decade
- Global Trade Outlook in Perspective
- European Values, Identity and Politics in 2019
- Blockchain Applications on the Brink of Transforming Business
- Global Capital Markets In The Year Ahead

Our program will feature more than 120 speakers, including:

AMERICAN OVERSIGHT

- **Lord Mandelson**, Former European Trade Commissioner and British First Secretary of State
- **Ayaan Hirsi Ali**, Founder, AHA Foundation; Senior Fellow, Future of Diplomacy Project, Belfer Center for Science and International Affairs, Harvard University
- **Philippe Ducom**, President, ExxonMobil Europe
- **Mikhail Khodorkovsky**, Founder, Open Russia
- **Frauke Petry**, Member, Bundestag; Chair, die Blaue Partei; Former Chairwoman, Alternative for Germany
- **Matt Ridley**, Member, House of Lords; Journalist and Author

Please use the discount code below when registering:
GCMAC-LS2018MIG

REGISTER

Unable to attend?

If you'd prefer not to receive emails like this from Milken Institute in the future please click here.

Your privacy is important to us. Please review the Milken Institute Privacy Policy.

#MIGlobal

MILKEN INSTITUTE
SANTA MONICA | WASHINGTON | LONDON | SINGAPORE

© 2018 Milken Institute. All rights reserved.
1250 Fourth Street | Santa Monica, CA 90401 | +1 310 570 4600

AMERICAN OVERSIGHT

Stephanie M. Klapstein

From: Imhoff, Olivia P. EOP/WHO <Olivia.P.Imhoff2@who.eop.gov>
Sent: Wednesday, March 27, 2019 5:58 AM
Cc: Pottebaum, Nic D. EOP/WHO; Horning,Daniel M. EOP/WHO
Subject: April 17, 2019 INVITE - An Opportunity Zone Conference with State, Local, Tribal, and Community Leaders

Governor's Senior Staff,

The White House Office of Intergovernmental Affairs in coordination with other Executive Office of the President components will be hosting **An Opportunity Zone Conference with State, Local, Tribal, and Community Leaders** on April 17, 2019 at the White House.

We extend an invitation to your Governor to have one representative from your State government at this conference. This could be a governor's policy staff member or governor's cabinet member (e.g., state economic development director, state housing director). Due to space limitations, we only have space for one (1) representative from the governor's team.

Please communicate the one individual from your state government to Olivia Imhoff (Olivia.P.Imhoff2@who.eop.gov) no later than Friday, April 5, 2019. Include their name, email address, and phone number. The White House will then extend an official invite to that individual.

Thanks,
Olivia

THE WHITE HOUSE

The White House Office of Intergovernmental Affairs invites you to attend

An Opportunity Zone Conference with State, Local, Tribal, and Community Leaders

April 17, 2019

1:00 p.m. - 4:00 p.m.

Please communicate the **one (1) individual from your state government attending this conference to Olivia Imhoff (Olivia.P.Imhoff2@who.eop.gov) no later than Friday, April 5,**

AMERICAN OVERSIGHT

2019. Include their name, email address, and phone number. The White House will then extend an official invite to that individual along with a registration link.

We are hosting an informational briefing call on Friday, March 29 for those who would like to learn more about the nature of this event. Please fill out the link below in order to receive dial-in information.

Informational Briefing Call About the Conference Friday, March 29 at 3:00 p.m. Eastern Time: Register for Call Here

A list of frequently asked questions is below. More information, including arrival instructions (i.e., address and times) and the itinerary, will be forthcoming. Pertinent event updates will be sent to the email address that you register with.

Sincerely,

White House Office of Intergovernmental Affairs

Frequently Asked Questions:

What information do I need to submit in order to attend? Clicking on the registration link provided above will outline the information you are required to submit in order to register to attend. Secret Service requires all visitors to submit this information prior to arrival. Please do not fill out this information if you cannot attend. It is essential that all information is submitted accurately. The information you submit must exactly match what is listed on your government issued photo identification that you will be required to present to Secret Service before entry onto White House grounds. The information you submit must exactly match that of your government issued identification (can be a passport, driver's license, etc.) that you will be required to present to Secret Service before entering White House grounds.

How do I know if I successfully registered? Once you click on the registration link, fill out all required information, and submit it, you will receive a confirmation message to the email address you provided. Please make sure to check your spam/junk email folder if you do not receive this confirmation.

What time should I plan to arrive? While the conference begins at 1:00 p.m., you'll want to plan on arriving by 12:30 p.m. in order to get through security. You'll be allowed to enter the White House grounds in the time window between 12:00 p.m. and 2:00 p.m.

What if the link does not work? If the registration link provided does not work or will not properly load, try using a different browser. If you are still unable to register, please contact White House Office of Intergovernmental Affairs staff or reply to this email.

Is this invitation transferable / can I bring a friend or relative? No, this invitation is non-transferable unless discussed with the White House Office of Intergovernmental Affairs. Any information submitted from an uninvited guest will not be processed.

Who is speaking and what's on the agenda? An agenda will be sent out prior to the conference; you can expect senior Administration officials to speak and participate in this conference.

AMERICAN OVERSIGHT

Where do I go? All events will take place on the White House complex (1600 Pennsylvania Avenue, NW, Washington DC). We will provide further information ahead of the event date.

How do I get around Washington, D.C.? For travel and transportation in Washington, D.C., taxies and ride sharing services are readily available. The metro is also a convenient way to travel. The closest metro stops are Metro Center and Farragut West. More information on the metro, including travel times and maps, can be found by clicking here.

For all other questions: Please reach out to Olivia Imhoff at (202) 881-7466 or Olivia.P.Imhoff2@who.eop.gov.

AMERICAN OVERSIGHT

NV-DA-20-0615-A-000093

Stephanie M. Klapstein

From: Castillo-Garcia, Claudia <ccastillo@dot.nv.gov>
Sent: Friday, August 03, 2018 5:16 PM
To: Andrew Clinger; Mortensen, Cole C; Gaskin, David D; Dennis V.Gallagher; Emil W. Almberg; Frank Martin; Jack St. Martin (Lt. Gov's Chiefof Staff); Karen Severin (Frank Martin); Kristen Van Ry (Lt. Gov's Deputy Chief ofStaff); Len Savage; MicheleMann (controller); Miller, Douglas L; Nicole Linan (Lt. Gov's Assistant); Nellis, Robert C; Ron Knecht; Malfabon, Rodolfo; SabrinaSantiago (Virginia Valentine-Assistant); Rosenberg, Sondra E; Dyson, Thor A; Larkin-Thomason, Tracy D; Virginia Valentine; Hoffman, William H
Cc: Stocks, Holli L; Frobes, Ginger
Subject: AUGUST 13, 2018 ELECTRONIC TRANSPORTATION BOARD MEETING PACKET
Attachments: August 13, 2018 Board Packet.pdf; August 13, 2018 Draft Agenda.pdf

Importance: High

Board Members, Directors and Assistants,

The August 13, 2018 Transportation Board Meeting packet is ready to be viewed on the FTP site, instructions for accessing the site can be found below.

To get to the site, click on this link: ftp://transboard.nevadadot.com

Once the screen comes up, click on 'View' and then 'Open FTP site in Windows Explorer'. If you are running Windows 7, an Internet Explorer Security window may come up letting you know a website wants to open web content on your computer. Click 'allow' to bring up the login screen.

To log on use the Username of transboard and password of NDOTmember (NDOT must be in caps, member must be in lower case, and there is no space between them).

Once logged in you will see several PDF documents. The packet is broken up by items for ease of navigating, though the document titled 'August 13, 2018 Board Packet' is the complete packet, including the agenda, in one file. Due to the size of the documents it may take a few moments for them to open. Copying the files from the FTP site to your computer should help them to open more quickly. Again, because of the size of the documents it may take a few minutes for them to copy to your computer.

** If you have trouble getting to the documents I have attached them to this email.**

AMERICAN OVERSIGHT

Please do not hesitate to contact Holli Stocks (hstocks@dot.nv.gov) or myself with any questions.
A hard copy packet can be provided upon request.

Claudia Castillo
Administrative Assistant
NDOT/Office of the Director
T: (775) 888-7440/F: (775) 888-7201
This communication, including any attachments, may contain confidential information and is intended only for the individual or entity to whom it is addressed. Any review, dissemination or copying of this communication by anyone other than the intended recipient is strictly prohibited. If you are not the intended recipient, please contact the sender by reply e-mail and delete all copies of the original message.

AMERICAN OVERSIGHT

Department of Transportation
Board of Directors
Notice of Public Meeting
1263 South Stewart Street
Third Floor Conference Room
Carson City, Nevada
August 13, 2018 – 9:30 a.m.

AGENDA

1. Receive Director's Report – *Informational item only.*

2. Public Comment – limited to no more than three (3) minutes. The public may comment on Agenda items prior to action by submitting a request to speak to the Chairman before the Meeting begins. *Informational item only.*

3. Approval of July 9, 2018 Nevada Department of Transportation Board of Directors Meeting Minutes – *For possible action.*

4. Approval of Contracts over $5,000,000 (Attached as Exhibit A) – *For possible action.*

5. Approval of Agreements over $300,000 (Attached as Exhibit B) – *For possible action.*

6. Contracts, Agreements, and Settlements – Pursuant to NRS 408.131 the Board may delegate authority to the Director which the Director may exercise pursuant to NRS 408.205. These items and matters have been delegated to the Director by the Board by resolutions in April 1990 and July 2011. *Informational item only.*

7. Direct Sale – *For possible action.*

   Disposal of a portion NDOT right-of-way, a strip of land between IR-580 and US 395A, north of the Winters Ranch Interchange, in the County of Washoe, State of Nevada (SUR 16-11)

8. Resolution of Relinquishment – *For possible action.*

   Disposal of a portion of NDOT right-of-way, a portion of SR-604 (Las Vegas Boulevard) at SR-593 (Tropicana Avenue), County of Clark, State of Nevada (RT 18-01A1)

9. Discussion of the Fiscal Year 2019 NDOT Work Program and the 2019-2022 Draft Statewide Transportation Improvement Program (STIP) – *For possible action.*

10. Present Executive Audit Findings on Non-Construction Contracts – *Informational item only.*

11. Old Business

    a. Report of Outside Counsel Costs on Open Matters – *Informational item only.*
    b. Monthly Litigation Report – *Informational item only.*
    c. Fatality Report dated July 5, 2018 – *Informational item only.*

Draft

AMERICAN OVERSIGHT

12. Public Comment – limited to no more than three (3) minutes. The public may comment on Agenda items prior to action by submitting a request to speak to the Chairman before the Meeting begins. *Informational item only.*

13. Adjournment – *For possible action.*

Notes:

- Items on the agenda may be taken out of order.
- The Board may combine two or more agenda items for consideration
- The Board may remove an item from the agenda or delay discussion relating to an item on the agenda at any time.
- Reasonable efforts will be made to assist and accommodate physically handicapped persons desiring to attend the meeting. Requests for auxiliary aids or services to assist individuals with disabilities or limited English proficiency should be made with as much advance notice as possible to the Department of Transportation at (775) 888-7440.
- This meeting is also expected to be available via video-conferencing, but is at least available via teleconferencing, at the Nevada Department of Transportation District One Office located at 123 East Washington, Las Vegas, Nevada in the Conference Room and at the District III Office located at 1951 Idaho Street, Elko, Nevada.
- Copies of non-confidential supporting materials provided to the Board are available upon request.
- Request for such supporting materials should be made to Holli Stocks at (775) 888-7440 or hstocks@dot.nv.gov. Such supporting material is available at 1263 South Stewart Street, Carson City, Nevada 89712 and if available on-line, at www.nevadadot.com.

This agenda was posted at www.nevadadot.com and at the following locations:

Nevada Dept. of Transportation
1263 South Stewart Street
Carson City, Nevada

Nevada Dept. of Transportation
123 East Washington
Las Vegas, Nevada

Nevada Dept. of Transportation
310 Galletti Way
Sparks, Nevada

Nevada Dept. of Transportation
1951 Idaho Street
Elko, Nevada

Governor's Office
Capitol Building
Carson City, Nevada

Draft

AMERICAN OVERSIGHT

Department of Transportation
Board of Directors
Notice of Public Meeting
1263 South Stewart Street
Third Floor Conference Room
Carson City, Nevada
August 13, 2018 – 9:30 a.m.

AGENDA

1. Receive Director's Report – *Informational item only.*

2. Public Comment – limited to no more than three (3) minutes. The public may comment on Agenda items prior to action by submitting a request to speak to the Chairman before the Meeting begins. *Informational item only.*

3. Approval of July 9, 2018 Nevada Department of Transportation Board of Directors Meeting Minutes – *For possible action.*

4. Approval of Contracts over $5,000,000 (Attached as Exhibit A) – *For possible action.*

5. Approval of Agreements over $300,000 (Attached as Exhibit B) – *For possible action.*

6. Contracts, Agreements, and Settlements – Pursuant to NRS 408.131 the Board may delegate authority to the Director which the Director may exercise pursuant to NRS 408.205. These items and matters have been delegated to the Director by the Board by resolutions in April 1990 and July 2011. *Informational item only.*

7. Direct Sale – *For possible action.*

   Disposal of a portion NDOT right-of-way, a strip of land between IR-580 and US 395A, north of the Winters Ranch Interchange, in the County of Washoe, State of Nevada (SUR 16-11)

8. Resolution of Relinquishment – *For possible action.*

   Disposal of a portion of NDOT right-of-way, a portion of SR-604 (Las Vegas Boulevard) at SR-593 (Tropicana Avenue), County of Clark, State of Nevada (RT 18-01A1)

9. Discussion of the Fiscal Year 2019 NDOT Work Program and the 2019-2022 Draft Statewide Transportation Improvement Program (STIP) – *For possible action.*

10. Present Executive Audit Findings on Non-Construction Contracts – *Informational item only.*

11. Old Business

    a. Report of Outside Counsel Costs on Open Matters – *Informational item only.*
    b. Monthly Litigation Report – *Informational item only.*
    c. Fatality Report dated July 5, 2018 – *Informational item only.*

Draft

AMERICAN OVERSIGHT

12. Public Comment – limited to no more than three (3) minutes. The public may comment on Agenda items prior to action by submitting a request to speak to the Chairman before the Meeting begins. *Informational item only.*

13. Adjournment – *For possible action.*

Notes:

- Items on the agenda may be taken out of order.
- The Board may combine two or more agenda items for consideration
- The Board may remove an item from the agenda or delay discussion relating to an item on the agenda at any time.
- Reasonable efforts will be made to assist and accommodate physically handicapped persons desiring to attend the meeting. Requests for auxiliary aids or services to assist individuals with disabilities or limited English proficiency should be made with as much advance notice as possible to the Department of Transportation at (775) 888-7440.
- This meeting is also expected to be available via video-conferencing, but is at least available via teleconferencing, at the Nevada Department of Transportation District One Office located at 123 East Washington, Las Vegas, Nevada in the Conference Room and at the District III Office located at 1951 Idaho Street, Elko, Nevada.
- Copies of non-confidential supporting materials provided to the Board are available upon request.
- Request for such supporting materials should be made to Holli Stocks at (775) 888-7440 or hstocks@dot.nv.gov. Such supporting material is available at 1263 South Stewart Street, Carson City, Nevada 89712 and if available on-line, at www.nevadadot.com.

This agenda was posted at www.nevadadot.com and at the following locations:

Nevada Dept. of Transportation
1263 South Stewart Street
Carson City, Nevada

Nevada Dept. of Transportation
123 East Washington
Las Vegas, Nevada

Nevada Dept. of Transportation
310 Galletti Way
Sparks, Nevada

Nevada Dept. of Transportation
1951 Idaho Street
Elko, Nevada

Governor's Office
Capitol Building
Carson City, Nevada

Draft

AMERICAN OVERSIGHT

Transcript of Nevada Department of Transportation
Board of Directors Meeting
July 9, 2018

Governor Brian Sandoval
Lt. Governor Mark Hutchison
Controller Ron Knecht
Member Martin
Len Savage
BJ Almberg
Rudy Malfabon
Dennis Gallagher

Sandoval: Good morning, ladies and gentlemen. I will call the Nevada Department of Transportation Board of Directors Meeting to order. Full house. Everyone is bright-eyed and bushy-tailed after a holiday week, right, ready to go? That wasn't the enthusiastic response that I was looking for. Anyway, so, let's begin, and can you hear us loud and clear in Las Vegas, Frank?

Martin: Yes, sir.

Sandoval: And in Elko as well? All right, thank you. First Agenda item is Presentation of Retirement Plaques to 25+ Year Employees. Director Malfabon.

Malfabon: Thank you, Governor. Good morning, Board Members. What we'll do is I'll go over Items 1 and 2, and then we'll do the photo op with the Board Members present. First of all, the Agenda Item 1—oh, let me also mention that Ruth Borrelli, our Chief of the Right of Way Division, mentioned that Item 9, we did receive a signed facsimile. So, we are going to remove Item No. 9 from the Agenda today because we did reach a settlement with the owner. Moving on to Item 1, the retirees, we wanted to wish all of these folks well. They've served, nearly all of them, this time, nearly three decades of service each, but let me start out with Sherry Barkdull, who retired from financial management. She was Management Analyst III with 33 years of service. Ed Ely, Highway Maintenance Supervisor II from District 2, 25 years of service. Paul Frost, who was the Chief of Roadway Design, retired with 25 years of service. Reid Kaiser, who is well known around these parts, congratulations, Reid, 28 years of service, retired as the Assistant Director of Operations. I'll mention in the Director's Report a new face at the table. You all know him, too. Richard Lopez, Engineering Tech V in Right of Way Survey Services retired with 29 years of service. Deborah McCurdy, Management Analyst III, 30 years of service in information technology. Michael Montes, Highway Maintenance Worker III in Lovelock, 31 years of service.

DRAFT

AMERICAN OVERSIGHT

Chris Petersen, you might recall me addressing him as a "design stud" because he was involved in all the major projects. He got a lot of needling from that, Supervisor III in Roadway Design, 30 years of service. Ed Shope, Highway Maintenance Supervisor I in Gardnerville, 30 years of service here in District 2, Gardnerville. Don Tom, Highway Maintenance Supervisor I in Fallon, 33 years of service, another one from District 2. So, where were you before you were promoted? You lost a lot of people in District 2, but we wish them well. You know, with that many years of service going out the door, we really will miss that, all that experience, and we want them to do well whether they're going to be working in a second career or going fishing. We want to just express our appreciation for their years of service to the state of Nevada and especially to the Nevada Department of Transportation. Governor, I know that you wanted to say a few words.

Sandoval: Thank you, Director, and I was trying to do this napkin math, but it's well over three hundred years of experience that we're recognizing today. Will the individuals who are here that are retiring that were just called, will you please raise your hands? Reid is the only one? [laughter] You know, I'd be with—wherever they are, I want to be there, too. In six months, maybe I will be, but any event, for you, Reid, and for everybody else that are not here, but I think we will have a nice record in the minutes about it. I think in this day and age, it's simply remarkable that somebody will spend three decades with an organization and serve the state and serve the people of Nevada, and the portfolio of individuals that Rudy named have brought a swath of experience that is just amazing. And public service is a calling, and I know we have a lot of folks here that are on the staff, and I think I've said this before. We have a great opportunity and a great gift to be able to wake up every day and serve the people of this state, and particularly in the Nevada Department of Transportation, this is a responsibility that touches every man, woman, and child in Nevada. And as I said, I'm coming to my end, but this isn't about me. It's about what I've seen for the past seven-and-a-half years and the dedication and the commitment to ensure that we have the best infrastructure and the best transportation system in America. And it really makes me proud as I drive around the state to see what has been accomplished. It really makes me proud when we have these natural disasters and these snow storms and things and see the response and see those crews out there in the toughest of conditions and taking the risks and doing whatever it takes to make sure that the people of this state are safe. And it's bittersweet for me to see all these individuals go because they really have done a great job for the state, but you've earned it. I mean, you've earned a great retirement, although I know you're

AMERICAN OVERSIGHT

going to keep working, Reid, which is—but in any event, for all those individuals have really earned the opportunity to stop and take a breath and really have that sense of satisfaction for what you've accomplished on behalf of the people of the state of Nevada. So, I'm not sure if any of the other Board Members have any words that they'd like to say, but I know that I speak on behalf of all the people of Nevada and offer my heartfelt thanks for a job well done. So, thank you very much. [applause] Anyone else have any comments they'd like to make?

Knecht: Second.

Sandoval: Okay. All right. Thank you, Rudy.

Malfabon: Memorial hats that were provided by one of the mothers of the deceased. We wanted to commemorate that and take a photo of the folks wearing the hats today. First award—we have several today, and it's really in recognition of what you were saying, Governor, the hard work of our employees. There's so many people involved in a lot of these projects. I'm going to mention some of the names, but there's so many to go over today. Just start out with America's Transportation Award we won for the—this is an award that's given regionally, and we won the WASHTO award. There's going to be an opportunity to have more input as the public gets to vote on these projects as AASHTO combines all the regional winners into one kind of competition at the end of summer. We also had—well, let me start out with America's Transportation Award. This was for USA Parkway, which, as we know, it was a well-received project, nine-to-one benefit cost ratio, which is practically unheard of in our transportation world to see so much benefit because of the time savings between I-80 and US 50. The project was completed three months ahead of schedule and on budget, really well done as a design-build project, and really supports economic development of that industrial center just as it opens up the commuting opportunities for the areas, a lot of the towns and Carson City as not having to go through Reno and I-80 to get to the industrial center now for employment. So, a lot of good benefits to the project. It's well known that our project team did a great job on that, and we're pleased to see the national recognition, too, as we received the regional award for America's transportation. When we do the photo opportunity later, I'm going to call up Pedro Rodriguez. Thor, you were District Engineer at the time. If Rick Bosch is in the audience, too, as your assistant over construction. Sam Lompa was the Resident Engineer over this, and Seth Alexander represented Ames Construction. I don't know if Seth is around today. He might be down South.

DRAFT

AMERICAN OVERSIGHT

Moving on to the American Public Works Association, they have a spring and fall conference, and they have Project of the Year Awards. At the spring conference, they gave out the Project of the Year Under $5 Million and Project of the Year in the $5 to $10 million range. The first award winner is the US 50 cave rock tunnel extension and water quality improvements project in the $5 to $10 million range, and our Project Manager, Devin Cartwright, did a great job leading the project team. I'm going to read off some of the names a little bit later, but we coordinated a lot with the tribe on this project to extend the tunnels 60 feet long, 27-foot-tall tunnel extension that was very aesthetically pleasing the way that it was blended in with the landscaping and the rock in that area and protects the motorists and bicyclists from rock fall in that area. As we saw before, we had previously a temporary fencing there that would try to act as a catchment for some of the boulders falling down the hillside, and this greatly improved safety on that tunnel. I'm going to mention a lot of names here, but primarily, we wanted to acknowledge the efforts of Devin Cartwright as the Project Manager and John Angel as the Resident Engineer and also our contractor, Q&D Construction, Kurt Matzoll and Jeff Bean. But I'm going to read off some other names of people that were involved in that in case they're in audience so they can also come up during the photo opportunity, Amanda Callegari, Cliff Creger, Kimberly Diegle, Dennis Faulkner, Ron Marwin, Mike Griswold, Seth Johnson, David Lauffer, Rupali Mohansingh, Matt Nussbaumer, Meg Ragonese, Beth Smith, Britton Tucker, Eric McGill, Scott Carroll, David Chase, Sabra Gilbert-Young, Sholeh Moll, Ryan Bennett, Richard Reynolds, Dean Mottram, Jared Feser, Julie Maxey, and Alma Piceno-Ramirez, and Monty Lowe, and those were all the NDOT folks involved with this project. It's such a great team that all did their part not only to build this—design and get this project built, but to be an award winner and be recognized. This is just one of the several awards this project has won, so congratulations to all those teams, and I apologize if we missed any of the team members. The next award from American Public Works Association was the Transportation Project of the Year for Under $5 million, and I went to the Pahrump roundabouts project. Our Project Manager was Shawn Paterson. Our Resident Engineer was Don Christiansen in Las Vegas District 1, and Las Vegas Paving was our contractor. So, we built a single lane roundabout at the intersection of State Route 372 and Blagg Road and also a two-lane roundabout at the intersection of State Route 372 and Pahrump Valley Boulevard. And just to give you some background on roundabouts in Pahrump, they were very controversial when they were initially discussed and presented to the community there, and it was nice to see that they actually wanted these roundabouts eventually once they saw the benefits of safety and just easier movement of traffic

AMERICAN OVERSIGHT

without having to stop at a traffic signal. A lot of times traffic signals aren't warranted and aren't the best solution to some of these intersection challenges, and I thought that the team did a great job of delivering this project in a community that, initially, several years ago, didn't like the idea of roundabouts at all. As I mentioned, Shawn Paterson, I'm sorry, is our Project Manager. Don Christiansen is our Resident Engineer, John Bradshaw for Roadway Design, Bill Ezell, Brian Deal, Michael Chmelovsky, Lori Campbell from Safety, James Moore, Seth Johnson, and then from Las Vegas Paving, Darren Keser. So, congratulations to those two members. Again, I apologize if we skipped any of the team members in that list.

We also won from AASHTO, the organization of the state DOTs for the Research Advisory Committee—Research Advising Committee annual meeting. That's called RAC. That had Research Sweet 16 Awards, and it's rare that you get awards for research, but this is significant that we were one of the Sweet 16 winners for a project that was streamlining hydrologic prediction processes using new and more accurate techniques and methods. It's actually a title that you can understand and research. Wanted to acknowledge the efforts of Brian Wilson in Hydraulics for NDOT, Ken Chambers, who leads our research program, Manju Kumar in research, and we had our principle investigators, Dr. Annje Dodd and Project Director Jeff House from House Moran Consulting Incorporated and Dr. Baxter Vieux from Vieux and Associates. So, we—as you mentioned, Governor, we do have some inclement weather. Sometimes flash flooding and flooding occurs, yet there's no one size fits all drainage design, and they looked into analyzing storm events in Nevada and looking at using that analysis to basically have a better design ultimately of drainage infrastructure so you can maximize your available funds, so congratulations. I mention that team, and those that are present will be welcome to come up, Brian Wilson, Ken Chambers, Manju, if you're here, Dr. Vieux, and Dr. Dodd.

Then we have the 2016 Excellence in Partnering Award, and that's given annually statewide to recognize completed projects that optimize the principles of partnering, and partnering is all about working with the contractor, better communication, trying to make decisions at the lowest level, but also trying to understand each other's positions and being able to speak just honestly and face-to-face and solve these problems that arise on construction projects. There's no project design that's perfect. There's no contractor that's perfect, but working together between our designers, our Resident Engineers, construction crew, and the contractor, we can resolve any kind of issues that can come up on a project

AMERICAN OVERSIGHT

using these partnering processes, and everybody buys into this concept, and they have an escalation process as well to deal with any issues that can't be resolved at a low level. But we're honored to acknowledge the—the Wells bypass project on Interstate 80 from milepost about 69 to 75. Elko Construction Crew 908 was construction crew that administered the project, and W.W. Clyde was the contractor. DCS was—also augmented our staff on this project. And I wanted to mention that this is W.W. Clyde's first major northern Nevada project, and they had some obstacles that they faced on this with turnover of our crew, but also just the traffic on I-80, dealing with all that and getting this project built successfully. As far as the team members, we have Ken Smith was the Assistant RE. Mirak Mehari is one of the Staff Engineers on the project. Berhane Tesfagabr is the Resident Engineer. For W.W. Clyde, Garrett McMullin, John Thompson, Orlan Lund, Dustin Olson, and Jeff Clyde. If any of those are present in Elko or here in Carson, we'd like to acknowledge their efforts. For DCS, Mike Glock was the Principal Engineer on the project. Mike Murphy was the Consultant Resident Engineer on the project. Another 2017 Excellence in Partnering Award goes to the Carson City Freeway, South Carson Street to Fairview, a major improvement for traffic movement here and safety improvements here in Carson City. Construction Crew 907 was the crew that administered that project. Road and Highway Builders was the contractor. We also had Parsons, and Ventura Consulting Group was the partnering facilitator, and we all know that those of us that live up here in northern Nevada, how great—that project has been well-received by the public and motorists, the commuters along that route, the Carson Freeway, to get it down to the intersection with US 50 and 395. It involved—the project involved innovative strategies to overcome challenges such as implementing the conveyor system that we talked about before, moved a million cubic yards of excavated material under the South Carson Street to the Oasis Pit, reducing whole cost and eliminating a lot of major impacts to traffic. So, that was RHB's idea and really helped to make it safer and less of a headache for commuters in that area while we were under construction. Ashley Hurlbut is the Resident Engineer on that project. Mark Cooper is her assistant. Will Hellickson and Barry Vasques, Stephen Blakely from Road and Highway Builders, wanted to acknowledge their efforts, from Parsons, who helped us out with augmentation of the construction management. Dave Titzel was the Consultant Assistant RE, and Charisse Holtz was the Office Engineer. From Ventura Consulting Group, Neal Flesner was a partnering facilitator.

The next Excellence of Partnering Award goes to USA Parkway. I talked about that earlier as it won one of the regional awards for America's Transportation

AMERICAN OVERSIGHT

Awards. Reno Construction Crew 905 was involved in overseeing that project with Ames Construction as the design-build lead. HDR and Diversified Consulting Services, DCS, were also involved in that one, was facilitated for partnering by RHA and Associates. I'll mention some of the names involved in this project. Sam Lompa was the Resident Engineer, Brad Celarec from Ames, Jim Jarrett, and Matt Horrocks. From HDR, Gary Selmi, who's moved on to a different company, but he was working for HDR at that time. Mike Glock from DCS is the consultant on that project. Renee Hoekstra was the partnering facilitator.

The next Excellence of Partnering Award is a Frontier Award for Elko Construction Crew 912 and RHB and Top Quality Resources for Contract No. 3661, State Route 318 and State Route—US 6 east of Murray Street. This was a project that involved slow-flattening and drainage pipe extensions. As we've been doing some of these rural projects, we feel that slow-flattening will address some of the run off the road crashes and hopefully reduce fatalities across the state. RHB and NDOT had to work on some challenges. A water line was damaged during the installation of a footing of a dynamic message sign. They mitigated the issue without a negative impact to traffic. Some of the names of folks, Fred Leyva, the Assistant RE, I think may be present here today. Mirak Mehari was the Resident Engineer. Denny Hogue was also an assistant on that project, Steve Blakely from Road and Highway Builders. Clint Madsen and Colin Maher also worked on that project, and Ron Portaro was the partnering facilitator on this project.

The next partnering award goes to Contract 3665, I-80 Fernley to Lyon-Churchill County line. That was administered in District 2 by DCS, and Granite Construction Company was the contractor. The project team formed strong relationships and worked towards the same goal. They faced two main challenges. Developing an accurate project schedule which was important to the multiple highway paving projects the contractor had to complete, and also, it was the new percent within limits. This is a new specification that can reward the contractor for better quality. So, with low-bid projects, sometimes you get what you pay for. There's no incentive to give us better, even if it is a quality improvement that serves the durability and is better for the public in the long run. So, the percent within limits spec was one of the newer specs that we applied on this project. So, the contractor could earn a bonus—could get dinged if he didn't give us the quality that we wanted. We also had a smoothness spec on this one. So, it completed ten days ahead of schedule, and 8,000 daily drivers on the

AMERICAN OVERSIGHT

roadway were provided a smoother, safer interstate surface pavement. Mike Murphy, who I believe is—I see you there, Mike, in Elko—was the Resident Engineer. Tom Adams was the Assistant RE for Granite Construction. Marty Powers and Gunner Young, Shelly Humphries, worked on that project.

The next Excellence in Partnering Frontier Award goes to Aultman Street, Great Basin Highway in Ely, Nevada, and that one was administered by our Maintenance Crew 380, and Reck Brothers was the contractor. The contractor and NDOT worked together to address the shortage in manpower and hauling equipment. NDOT provided the manpower and equipment for traffic control and hauling materials to the project site, allowing the contractor to complete the project ahead of schedule and under budget. So, this one was a coal mill and overlay project there in Ely. So, a great job by the project team, and significant that it was a partnership with maintenance. Eric Trujillo was the Highway Maintenance Manager. Ed Stones was the Supervisor I in Maintenance. Terry Reck was the representative from Reck Brothers on that project.

Gold Award for Excellence in Partnering goes to the Pyramid-McCarran Intersection improvement. This one was a partnership. Primarily, the heavy lift was by RTC of Washoe County, and NDOT participated in some of the efforts to deliver the project as well, and this really is a testament to what the RTC does in Washoe County with spending some of their funding on state highways to benefit the public at large in that community. We recognize the collaborative efforts of the RTC of Washoe County, NDOT, City of Sparks, HDR, Construction Materials Engineers, CME, Nichols Consulting Engineers, Black Eagle Consulting, CA Group, Taylor Made Solutions, Granite Construction, and the partnering facilitator was Renee Hoekstra of RHA, LLC, as the subcontractors and stakeholders in this successful project at Pyramid-McCarran Intersection. Anyone that's driven through there knows that great improvement in the flow of traffic and safety at that intersection, adding some additional turn lanes and through lanes, really great aesthetics with the walls that were built there and some of the landscaping. So, great project, also had some challenges with utility issues on that. They used marathon paving efforts to work with the—and get the project done as soon as possible, worked with the local businesses that were impacted, and the project saved 25 working days by utilizing precast retaining walls. No claims were filed on that project. Scott Gibson is the Project Manager at RTC, but the whole team should be commended for their efforts. Mike Brown from NCE, Shane Cocking from Black Eagle, Marty Crew from CME. From Granite Construction, Jason Fritz was the Project Superintendent for Granite. Andrew

DRAFT

AMERICAN OVERSIGHT

Howard and Mark Temen were also project engineers on the project. Renee Hoekstra was the partnering facilitator and wanted to mention the efforts of Amber Sosa from city of Sparks and Kathleen Taylor from Taylor Made Solutions, the Public Outreach Coordinator. So, great efforts by those teams and wanted to congratulate them all, and we'll do our photos, first of all, with retirements. Reid Kaiser, we have your fake clock.

[photo opportunity]

Malfabon: Oh, the hats. Governor, so, it was Len, the Governor, you. Bill was not—well, he was there, but isn't present today. We wanted to do a photo op with the hats, so if we could...

Sandoval: Just a reminder for everybody, as you know, last year, we tragically lost two young men in an accident that were BLM firefighters, and Cynthia O'Malley was here last month and presented each of the Board Members—we dedicated a portion of a highway to those young men, and it's an incredible, incredible memorial to them and to all firefighters, and it's just a terrible tragedy. And so Mrs. O'Malley had had these hats made in memory of Will and Jacob, and so she had asked—I was in Las Vegas last month, if we could all take a picture as a Board together with the hats on, and so we're going to take the opportunity to do that. And I'm sure you're aware right now we have a 300,000-acre fire burning out there from Winnemucca to Elko up to Owyhee to the Idaho border, and there are several other fires, and these young men and women are fighting in the toughest of conditions and terrain and temperatures and, you know, you name it, and they're out there protecting life and property. So, it's truly something that's just a stark reminder of the risks that they take on behalf of all of us. So, with that, in memory of Jacob and Will, we're going to take this picture with these hats.

[photo opportunity]

Sandoval: That brings us to Agenda Item No. 3, the Director's Report. Rudy, please proceed.

Malfabon: Thank you, Governor, and thank you, Board Members, for those photo opportunities. I know it means a lot to those folks that we get those photos taken with you. As I alluded to earlier, we're pleased to announce that Thor Dyson is the new Assistant Director for Operations. He has 29 years of experience with NDOT, 15 years as the District 2 District Engineer where he oversaw a lot of the same types of operations, construction, maintenance, traffic operations in the district as well as some other items, but he also passed the Certified Public

AMERICAN OVERSIGHT

Manager Program, which is a great program offered here in our state to prepare folks for public service, but taken to the next level. It's quit a commitment in that CPM class. Thor is a registered PE in Nevada and California. He's going to oversee those headquarters divisions involved with operations, construction, maintenance, and asset management, materials, traffic operations, equipment division, so really is the bread and butter of where the rubber hits the road for Nevada Department of Transportation. Congratulations, Thor. [applause] I don't know if you wanted to say anything. Okay.

Governor, you had mentioned the sacrifice of the two firefighters, and I just wanted to express my appreciation to our maintenance forces that are there, ready, willing, and able, whatever time of the day, weekends and nights to support any kind of firefighting efforts where you have to close roads. More recently, US 93 had to be closed, significant fire events. It's really a hot summer right now, and we're in the midst of a really tough fire season, not only in our state, but I know that our firefighters also help out in neighboring states when they're available. So, thank you for our maintenance folks' efforts and coordinating with them.

It's pretty quiet on the federal front. Senate EPW Committee recently held a hearing on autonomous vehicles. Their version of the autonomous vehicle legislation is called the Self Drive Act, and they'll be taking that up later this year. I also wanted to mention that we'll be giving a presentation to the members of our delegation and the Arizona delegation that could form the I-11 caucus. On July 17th, Tracy Larkin-Thomason will be back in DC for other events, and she's going to take that opportunity to brief them on what's happening on I-11 as well as the ADOT representatives.

Wanted to congratulate Lee Gibson as the Executive Director of RTC and his whole team that was involved with the southeast connector project. That was built in two phases. Granite Construction did phase two. Kiewit did phase one, but a lot of the team members were involved in the environmental challenges, and even legal issues were something to overcome on this project, and RTC did a great job delivering this project. You see on the inset there Senator Heller was on hand to congratulate the project team from the RTC, great effort, delivered that project, and Lee will give a little update about that project during the public comment period, but congratulations. One of the things that's going to happen with this project opening up, it's going to take some traffic off of the Spaghetti Bowl Interchange, and while we still need that Spaghetti Bowl project improvement, it'll significantly help—the people coming from Sparks to go south

AMERICAN OVERSIGHT
NV-DA-20-0615-A-000109

on 580 will have a new route, a new alternative available to them and hopefully alleviate some of the congestion at Spaghetti Bowl.

Speaking of Spaghetti Bowl, we wanted to mention that Chief Engineer, Assistant Director for Engineering Cole Mortensen presented to the Reno-Tahoe Airport Board middle of last month. They were nice to you, right, Cole? But we view them as a participating agency now, and they just passed a resolution saying what they wanted to see with those direct connect ramps, but Cole explained to them that we're working towards a win-win with that, but we don't want to shortcut or delay the draft environmental impacts statement process as we shoot for getting federal approvals. Lee Gibson and I both cosigned a letter to FHWA giving our support for the preferred alternative for that project as we get close to having a draft EIS. And the RFQ was released, and the responses are due from the design-build teams on July 16th. So, we're fielding a lot of questions from those design-build teams interested in that project for the Spaghetti Bowl Express design-build, which we'll hopefully be selecting a team about a year from now.

We're having our second round of public meetings for I-11. PEL stands for planning and environmental linkage. It's a way to shortcut the schedule for environmental so you don't have to look at some of these corridors that don't make sense for I-11. There's various factors to look at in determining what makes the most sense for these corridors to consider for I-11, and this is our second round of public meetings to communicate the factors, how they ranked as far as the corridors, and there's still a lot of work to do for environmental clearance of I-11 north of Las Vegas, but this is a great effort by the project team on—to mention Kevin Verre and his efforts as well as Julie Maxey for conducting all of these public meetings. We're kind of going from Carson City down and taking the road trip to Las Vegas, but there you see the dates and times. Wanted to also mention that July 24th, the public that is not physically present at the meeting can still watch on Facebook Live for that live streaming on July 24th for the Carson City meeting. It will be also video-conferenced to Winnemucca, Elko, and Las Vegas.

We had unfortunate events recently with a wrong way driver, but also a lot of traffic fatalities over the 4th of July week, very unfortunate, but I wanted to mention that we did install this wrong way detection system on US 395 as part of an intelligent transportation systems project. Fifteen locations from Oddie to Bordertown were installed. They'll be activated later this summer, and we're looking at ten locations on I-80 that will be installed and then eventually activated next year, but these are a system that notifies the Nevada Highway Patrol when

AMERICAN OVERSIGHT

there is a wrong way driver entering at a ramp. And then NHP will coordinate with NDOT to help in those efforts. These are crashes that are not very common, but when they do happen, they're very tragic, because it's likely that there will be a fatality involved when there is a collision with a wrong way driver.

Wanted to mention that there is a safety review by our traffic safety division staff and working with District 2 staff on Mount Rose Highway. There's a lot of development, a lot more traffic along that highway. We're coordinating with Washoe County on developments in that area. There is a significant amount of residential development going on, on Mount Rose Highway, but I've asked staff to look at having more of a thoughtful plan, not only the safety review and some of those recommendations, but look at what is the likelihood of having some additional traffic signals in that corridor or other major improvements so that we can anticipate the growth along that highway and have a safer route for commuters and people that are driving up to Tahoe, tourists that might not be as familiar with that area. So, we want to look at these intersections and have a best plan for the future and thankful for the efforts of our safety division in District 2 in developing that plan and working with the Washoe County and developers in that area.

We had bids open June 28th for what we call the Centennial Bowl. That's the interchange of US 95 in Clark County, 215 in northwest Las Vegas. Unfortunately, we had—the bids—apparent low bidder is significantly higher than the Engineer's Estimate. What we advertise is a range for Engineer's Estimate. We don't actually give the number out. We give a range. So, ours was—our estimate was at the lower end of that range, $49 to $59 million range advertised for bids, and apparent low bid is $61 million. So, we're looking at the issue. We had the steel escalation clause. There's a lot of steel on this project, a lot of bridges, so seeing if that had an impact. You've heard discussion about steel tariffs and maybe that driving the market prices up for steel, but looking also for if there's any possibility of some quantity busts, some bid errors for quantities that we need to address. We'll have a recommendation on whether to award or to re-advertise with any modifications as needed if there was an issue, but if it's due to the steel issue and us not estimating that properly, likely that we would recommend to the Board that we award that project and adjust our bid estimates appropriately for the added increased in prices, but we've been hearing from contractors that it is causing an issue—a concern nationwide with steel prices.

A little update on the Tonopah electric vehicle charging station for the Electric Highway. We did run into a couple of underground utilities. Valley Electric is—

AMERICAN OVERSIGHT

thankfully, they have some slack in their fiber line so that they can use that slack and move their line over so it's not in conflict with the retaining wall that we're building for this project. There is also a copper conductor that's underground there that we have to relocate, and we're working with that utility company. We did put the contract on hold with our contractor, and we'll ask them to—if they have to renegotiate, we'd rather keep the project with the same contractor rather than redesign and then re-procure so that we can do our best effort to complete it in 2018 with our existing contractor, but we might have to renegotiate some of the prices because of the delay and the changes in the design with the retaining wall. But hopefully, we want to work towards finishing that this year. As far as the issue of rural electric vehicle charging stations, we're working with the Governor's Office of Energy and our respective Deputy AGs to discuss the issue of some of the limitations and statutes related to public use of the right of way. The concern has been when—let's say a utility company like Valley Electric is putting in a charging station with NDOT right of way or public right of way, the NRS currently restricts them receiving any money for that provision of the charging station power to someone that's charging their vehicle. So, we'll have to work out those details. Perhaps it might be a change to NRS as needed, Governor, but we'll work with your staff on that. But we will be meeting with the AG staff and our counterparts at the Office of Energy to figure out what we need to do so that we can have this program as we use some of the Volkswagen settlement funds for rural electric vehicle charging stations within public right of way, because we feel that it is a service, and it is related to public safety when someone wants to get around in a battery-powered electric vehicle. It is important for them to have that kind of a choice and not have that anxiety when they're out there in rural Nevada.

I mentioned before the RTC of Southern Nevada is going to hold a major event to commemorate completion. I said groundbreaking. It actually should be ribbon cutting on I-11, Phase 2, August 9th. There will be a large contingent of speakers, Governor. I know that it's been coordinating with your office and the Governor of Arizona as well. So, great turnout expected for that. It's a momentous event. It's going to really help the traffic and the freight movement between Phoenix and Las Vegas. I know that Arizona DOT has a lot more work to do on their side, but we appreciate the efforts of RTC of Southern Nevada for their commitment and their investment in completing that section of I-11. Later on during this meeting, you'll consider the award of Blue Diamond Road Phase 2. It's a major project —it completes the widening of Blue Diamond Road, State Route 160 in that area of Mountain Spring Summit. The apparent low bidder is Aggregate Industries at about $58.6 million, and we're working with our environmental experts on the

AMERICAN OVERSIGHT

Tropicana Interchange. I mentioned last month about the HOV ramp and the MGM and stadium developers are concerned about that ramp, but likely that we would just look at the HOV plan and update that to see what's a best alternative location for the HOV ramp, working with the federal highway administration as well and also ties in with the next bullet point. The Federal Highway Administration rejected the slip ramp concept at City Parkway, and that's currently a great separation. It doesn't have any ramps connecting from Interstate 515 there downtown Las Vegas, but is an area of redevelopment there by Symphony Park. But there are criteria, the current national standards that FHWA relies upon for interstate access, and the slip ramp concept did not meet those criteria. So, we're looking at a possibility of an HOV ramp at the center of the 515 that would be more acceptable and would achieve that purpose of having more connectivity and access to the Interstate 515 at that area near Symphony Park. We're working with FHWA and the City of Las Vegas on that concept.

No settlements expected at this July Board of Examiners Meeting for NDOT. It is kind of a brief Director's update, but I wanted to acknowledge the efforts of all those award winners and the RTC of Washoe County for their successful project for the southeast connector, and I'm willing to answer any questions from the Board.

Sandoval: Thank you, Rudy. I just have two quick questions. On the Mount Rose Highway, I get a lot of feedback with regard to bike lanes. Will that be part of the consideration of the plan as you look at things?

Malfabon: We could—I'll have to ask safety to look at that, because I know that that is kind of a popular route, and I know, Thor, you've taken that as you bike around.

Dyson: Governor, Thor Dyson, Assistant Director of Operations. So, Mount Rose Highway has bike lanes right now on the four-lane section basically from Timberline Drive all the way down to Summit Mall or 395A, and I'm confident that those will be accounted for. There's too much time investment that has already been put forward. So, a lot of individuals ride out of Reno through Thomas Creek, access Mount Rose, or do various rides around the area. So, yes, I'm quite confident that that will not be going away.

Sandoval: Thank you for that, and on the Electric Highway, Rudy, is there an update on the Hawthorne charging station?

AMERICAN OVERSIGHT

Malfabon: We had to have our contractor come out and fix something that wasn't working. So, it might even be activated now, back up and running, but we'll follow up on that, Governor, and get word to your office.

Sandoval: I'm trying to track. So, obviously, we have charging stations in Las Vegas. The next one would be in Indian Springs?

Malfabon: Yes, the Governor's Office of Energy is working on a site at Indian Springs with a private business owner.

Sandoval: And then Beatty is completed, because I was there.

Malfabon: Yes.

Sandoval: And then next would be—is there one planned for Goldfield?

Malfabon: Not to my knowledge. I think that they were looking at between Beatty and Tonopah as kind of the limit, but there might be something planned for Goldfield. I'll follow up with the Governor's Office of Energy on that.

Sandoval: And so we've talked about Tonopah. We've talked about Hawthorne. We have one in Fallon. That should essentially—and we have one here in Carson City. So, that should complete that highway, the 95, correct?

Malfabon: Yes.

Sandoval: Okay, so, we're just waiting on Indian Springs, Tonopah, and Hawthorne.

Malfabon: Hawthorne is actually built. They just had a problem once they activated it, and they need the contractor to come back in and fix it.

Sandoval: Okay. No, and it's interesting to me, because there was a press story on how they weren't being used, but the point being nobody can use them yet because they can't make it all the way. And so once the route is completed, people will have the confidence to drive the entire route. So, that's why these last two pieces are really important.

Malfabon: Correct, Governor.

Sandoval: Okay. That's all I have. Questions from other Board Members with regard to the Director's Report. Member Savage.

Savage: Thank you, Governor. Thank you, Director Malfabon, for your report. One question on the Spaghetti Bowl Express design-build project. Last month, you

AMERICAN OVERSIGHT

briefly talked about the grant application, and I didn't know if there was any update on the grant application process for that Spaghetti Bowl Express design project.

Malfabon: Cole will answer that.

Mortensen: Governor, Members of the Board, for the record, Cole Mortensen, Assistant Director of Engineering. The last update that I had is that that application is currently being put together by the consultant we have on board. So, it hasn't been completed yet, but they're working on it.

Savage: Thank you, Cole. Thank you, Governor.

Sandoval: Frank, did you have any questions from Las Vegas?

Martin: No, sir, and we have the Lieutenant Governor joined us, too.

Sandoval: All right. Welcome, Mr. Lieutenant...

Hutchison: No further questions. Thank you, Governor.

Sandoval: All right, thank you. We can't see you right now, so that's why it was—yeah. All right. And no other questions or comments with regard to the Director's Report. Then let's move on to Agenda Item No. 4, Public Comment. I have two people signed in for public comment. Mr. Gibson.

Gibson: Good morning, Governor, Members of the Transportation Board. For the record, Lee Gibson, Regional Transportation Commission, Washoe County. I want to take a moment, and if I can get those pictures—there you go. That's it, southeast connector right there. We opened it Friday at about 5:30 in the afternoon, and I was out there for about two hours on Saturday, amazing. There you go. Look, just people are all over the place. Traffic seems to be a little more—from a visual inspection, more than I thought we were going to get, and the bikes are both on the road in the shoulder and on the multi-use path. So, just want to do a quick shout out to our team to include Jacobs Engineering, Atkins Consultant, Granite Construction, Stantec, Kiewit. Infrastructure did phase one. That was six years ago we started that. So, T.Y. Lin, CME, Black Eagle, and [inaudible] Environmental. Governor, this is a $300 million fuel tax project for Washoe County, and stay tuned, more to come.

I also want to point out that we've just received within the last two weeks our finding of no significant impact for Virginia Street. This positions us now to

AMERICAN OVERSIGHT

work with the Federal Transit Administration to receive a capital investment grant of $40 million. This will complete our funding package. With respect to that grant agreement, we know we are in the current appropriations bill. Talking with the Senate appropriations staff and House staff members, we know we're in there. We just need to get the administration to move on that grant agreement and get that delivered to us. Governor, anything you can do, working with Senator Heller, working with the administration, working with secretary Chao, we would deeply appreciate it in moving that grant agreement. With this finding of no significant impact, we will begin utility relocations, and we will begin right of way acquisition for the parcels and the easements that we need in order to get that project going on.

I do want to mention two other projects. We are starting the design with our local dollars for the Sun Valley Boulevard improvements. That's a state facility, once again an example of our partnership with Rudy and NDOT where we and Washoe County move forward on state roads irrespective of funding source, same thing with the Pyramid Highway widening. We're going to start working on that design here with respect to getting that underway. I do want to talk briefly about the Spaghetti Bowl. As Rudy mentioned, we've signed off on our side of the draft EIS and preferred alternative. We will be taking to our board in August, a regional transportation plan amendment, which will get us positioned in order to move forward with the expedited project and get that underway.

Governor, we have put in the ground or are putting in the ground right now a little over half-a-billion dollars of infrastructure. We appreciate our partnership with the State, with the Federal Highway Administration, the Federal Transit Administration, and we like to think that there will be more good things to come. So, thank you very much for the opportunity to be here today, and we'll be seeing everyone soon. Thank you.

Sandoval: Thank you, Mr. Gibson. Mr. Lake, have you signed in for—oh, no, no, no. Actually, that was not—I looked at the wrong one. Deanna Gray was—I think she was one of the award winners. Yeah. All right, anyone else in Northern Nevada for public comment? I hear and see no one. Is there anyone present in Southern Nevada that would like to provide public comment?

Martin: No, sir.

Sandoval: All right. Thank you. Then we'll proceed with Agenda Item No. 5, which is Approval of the June 11, 2018 Board Meeting Minutes. Have the Members had an opportunity to review the minutes and are there any changes? Mr. Knecht.

AMERICAN OVERSIGHT

Knecht: Thank you, Governor, and at the bottom of page 40, the fourth line from the bottom, the word "inaudible" is there. It should have been—I said R squared should replace that. That's a technical term. I'm sorry.

Sandoval: Any other changes to the minutes? Okay, if there are none, the Chair will accept a motion to approve the minutes with the change suggested by the Controller.

Knecht: So moved.

Sandoval: The Controller has moved for approval. Is there a second?

Savage: Second.

Sandoval: Second by Member Savage. Any questions or discussion on the motion? Hear none. All in favor say aye. [ayes around] Those opposed say no. Okay, that motion passes unanimously. Frank, do you mind if we just mind—or mark you as abstained?

Martin: Yes, please. It just dawned on me. Thank you.

Sandoval: Yeah. All right, thank you. Okay, that motion passes unanimously. We'll move to Agenda Item No. 6, Approval of Contracts Over $5 million. Mr. Nellis, good morning.

Nellis: Good morning, Governor, Members of the Board. For the record, Robert Nellis, Assistant Director for Administration. There are two contracts on page 3 of 24 for the Board's consideration. The first is a resurfacing project located on State Route 160, Blue Diamond Road, a little over a mile north of Mountain Spring Summit to the Clark County, Nye County line. Get caught up here on my slides. There were five bids, and the Director recommends award to Aggregate Industries in the amount of $58,561,165.

The second resurfacing project is located on State Route 156, Lee Canyon Road, and on State Route 157, Kyle Canyon Road in Clark County. There were three bids, and the Director recommends award to Aggregate Industries in the amount of $5,759,759, and with that, Governor, that concludes Agenda Item No. 6. Does the Board have any questions for us regarding either of these contracts?

Sandoval: All right, thank you. Mr. Nellis or whoever, with regard to Aggregate Industries being the successful bidder, it has the bandwidth to get both of these done timely?

Malfabon: I'll respond to that, Governor. Yes, they do. It's primarily the nature of the work. There's not a lot of repaving on the first one. It's more of the widening and the

AMERICAN OVERSIGHT
NV-DA-20-0615-A-000117

drainage structure construction, and they'll be able to do the repaving this year for the Mount Charleston highways, Route 156 and 157. So, most likely, the repaving will occur later, but they are—they do have capacity for multiple paving projects at one time.

Sandoval: Thank you, and just to comment, probably the Controller was going to talk about it, but the Engineer's Estimate and the difference in the—we just paid for the Centennial Bowl, so that's good, the $7 million difference there. All right, questions or comments from other Board Members? Mr. Controller.

Knecht: Thank you, Governor, and the only thing I was going to ask about is on the map, page 5 of 24, how long is that distance in the green segment that we're going to be working on? Roughly, I don't need it to the hundredth. Okay. I agree with you, Governor, that we should take note of the fact that we got 10% below the Engineer's Estimate, and I think that's a great thing.

Sandoval: Thank you, Mr. Controller. Any other questions or comments with regard to Agenda Item No. 6? Mr. Nellis, any more presentation?

Nellis: No, sir, that concludes this Agenda item.

Sandoval: Thank you. If there are no questions or comments, the Chair will accept a motion to approve the contracts over $5 million presented in Agenda Item No. 6.

Martin: So moved.

Hutchison: Second.

Sandoval: Member Martin has moved to approve. The Lieutenant Governor has seconded the motion. Any questions or discussion on the motion? I hear none. All in favor say aye. [ayes around] Those opposed say no. That motion passes unanimously. Let's move to Agenda Item No. 7, Approval of Agreements Over $300,000. Mr. Nellis.

Nellis: Thank you, Governor. There's one agreement under Agenda Item No. 7 that can be found on page 3 of 14 for the Board's consideration. This is in the amount of $500,000 to provide service and maintain maintenance on the roadside weather information system and the fixed anti-icing spray system. This will provide fall and spring switchover inspections, remote technical assistance, emergency on-site service calls, materials, and a yearly certification operation training session. And with that, Governor, that concludes Agenda Item No. 7. Does the Board have any questions regarding this agreement?

AMERICAN OVERSIGHT

Sandoval: Thank you, Mr. Nellis. Board Members, any questions on Agenda Item No. 7? Member Savage.

Savage: Thank you, Governor. Not so much a question, just a comment. I want to thank Thor Dyson and Mike Fuess. I reached out to them recently on some questions regarding the system, and I've been skeptical of the system since day one because it's a mechanical system, and I know there's been a lot of cost to NDOT, but it's all about saving the lives, and I know it's a sole-source contract with Boschung of America, and they have other devices in Europe as well as the east coast. And I just ask them to respond timely on NDOT's behalf when we need them, and I guess time will tell how this system really works, because it is a mechanical system on some different bridges, and I do want to thank Thor and Mike again, but that's all I have. Governor, thank you.

Sandoval: Thank you. Other questions or comments on Agenda Item No. 7?

Martin: I have one, sir, and the Lieutenant Governor shares it, too. It seems that right at the top of page 5 of 14, it states the only North American provider of the Boschung technology and parts providing factory training, engineering, installation, et cetera. We bought a system and there was only one provider? I don't understand how that happened.

Dyson: Board Member Frank Martin, this is Thor Dyson, Assistant Director of Operations. So, this was done—this was a sole-source effort back in 2006 and seven for Contract 3292 to put these anti-icing systems in our bridge decks, four in particular on the project on Contract 3292, and the concept is to have the structures fully automated so when there's frost or ice conditions, that they'll turn on, and these spray systems that are embedded in the asphalt will spray those particular lanes, those particular structures, and keep the bridge deck from freezing. To answer your question, at the time, it was a sole-source agreement from this company. Boschung is out of Switzerland. They're small in the US in the sense that they don't have a lot of staff, but they do have a number of these different anti-icing systems in the structures throughout North America and Canada and in the US. We did—at the time, the Assistant Director of Operations, at that time, really wanted to try this system, and we've gone through the construction. NDOT did the design as far as the placement and the location of the conduit and the—and then with technical advice from Boschung where to put this anti-icing system, meaning the spray. So, when that was finally constructed, there was a four-year warranty period and test period, and we're past that. That warranty period ended over a year ago, and as Board Member Savage had—Len

AMERICAN OVERSIGHT

Savage had mentioned, it is a tricky mechanical system. We've done a lot on our own to repair it through Facetime and Skype and some other things, but there are parts of it that are above us, and this contract is to help us with that repair. It's still being evaluated, and the answer to your question for a long-winded answer is yes, they're the only ones that I'm aware of that put that system in. There's different warm systems that go into the asphalt. They're mechanical as well. We have something similar in the runaway truck ramps that were constructed on Mount Rose Highway, the redo of the runaway escape ramp I should say, truck escape ramp. We're going to keep an eye on it. I don't know if this is going to really work out. The $500,000 for this is for two years, and we don't anticipate at all to use the entire $500,000. We hope not. The parts list was supposed to be in your Board Packet. We're not sure why, but the parts are expensive, and they're all European, European gauge, threads, everything. So, it's a project that we're going to need to have maintained, and we're going to stay on top of it.

Martin: Okay, thanks, Thor. I was just curious about the sole-sourcing, and it sounds like these guys need to be held to a level of accountability and response time from what Member Savage said. And I'm wondering if there's a provision in this proposal for that. I didn't see that specifically.

Dyson: I'll need to check, Member Savage.

Martin: Thank you. That's all I have.

Sandoval: For the record, Member Martin. That's what Thor meant. Yeah, I guess it begs the question, does it work? Is it working?

Dyson: Governor, Thor Dyson, Assistant Director of Operations. Yes, it does work, but it's worked intermittently. I know last year there was a number of accidents that occurred in that area that did not occur on the structures. We watch it closely. We work with it closely. If it doesn't work, then we go back to our old practice of sanding and salting the structures. If we think it's not working, we're not going to take that chance. We'll sand and salt it accordingly or brine it.

Sandoval: I guess $500,000 buys a lot of sand and salt and brine. Are we throwing good money after bad?

Dyson: Potentially, yes. We want to just see how this works out. We're hoping that—we're not going to come close to that $500,000. We're hoping the parts hold it together, and they're expensive. They're from Europe. Really...

DRAFT

AMERICAN OVERSIGHT

Sandoval: No, and I'm not being critical of you, but there are a lot of ifs and buts here, and I think Frank brought up a really good point with regard to accountability and response time by the contractor, and frankly, I'd be a little more comfortable deferring this for another month so we could have the answer to that question whether or not that's in the contract, and if it's not, that we should put it in there, because as you know, with the winters that we have, we need them to be on the ball and responsive.

Dyson: So, Governor, I can assure you that they've been very responsive remotely. If it's something that they physically have to come out, that takes a little bit longer time.

Sandoval: They have to fly someone from Switzerland?

Dyson: Pennsylvania.

Sandoval: And you're the guy who's always been out there in the elements waiting for them to show up, right?

Dyson: Correct, and, you know, we're still addressing public safety and keeping public safety. We're just not getting the benefit of this state of the art piece of equipment.

Sandoval: I'll defer to the other members, but this is a lot of money, and if we can get a crew out there and get something, you know, we'll be spending the extra money to get more salt and sand and brine down, waiting for them, and then the storm is over. And so—but I am really curious to see what the specs are for response time, if any, and perhaps—will it cause any jeopardy for us to defer this another month?

Dyson: Well, the system is operating right now during the summertime. It just operates at night, because you've got to spray every three days or so to clean out those nozzles because of the highway environment. If you don't, it'll plug up. So, right now, it's spraying, and unfortunately, it's spraying chemical. We don't like to see that. We can't somehow convert it, and we're waiting for this to be approved so that we can bring these guys out. We were—because it's sole-sourced, we can't go get three quotes. We need an agreement.

Sandoval: What, if any, activity was there prior to the warranty—prior to the system going out of warranty? In other words, did we have to make a lot of warranty calls on the contractor?

Dyson: We did make a number of warranty calls for that four-year period—three-year period. We finally got it working to where we agreed it was sufficient, meaning it

AMERICAN OVERSIGHT

was performing appropriately. We needed to close out the entire contract as well, because that was holding us up. We didn't feel pressured to do that. We finally got the system operating the way we wanted it, but as Board Member Savage had stated, you know, it's mechanical, and it has issues, and so it's going to need a lot of TLC, the system.

Sandoval: And again, I...

Hutchison: Governor?

Sandoval: Yeah, and just when—I'm just—I don't want us, you know, putting—pardon the words, but a lipstick on a pig. You know, it's just—I don't hear a lot of confidence, and I'm not being critical of you, but you're the one who's dealt with it for the past four years, but I don't hear a lot of confidence in the system moving forward.

Dyson: You're correct, but at the same time, we have it, and there's been a lot of money invested into it. It's something we inherited at the District, and we've been trying to make it work. It does work, not as reliably as we'd like to see it, but it...

Sandoval: Well, it works during the summer. I mean, does it work in the winter?

Dyson: It works in the winter, you know, and the pile-up that happened last year—the accidents, I should state, was not near the Galena structure, and the Galena structure, the system was working.

Sandoval: Thank you. Mr. Lieutenant Governor.

Hutchison: Governor, thank you. I just had a follow-up point and question if we are going to defer this, Governor. I note in the paperwork that it says that Boschung is the only authorized provider of the technology and the parts. Well, usually, that authorized provider requirement has to do usually with the warranty work. If you do—if you have an authorized provider, then it's within the warranty. Well, we're outside of the warranty. Do we have to still use this company to perform the work and are there other alternatives, I would like to know, to service providers who could maintain—because this is just a maintenance contract—who can maintain and service the equipment, but who would not be Boschung? Is there an—are there alternatives to that now that we're outside of the warranty? That would be something that I would be interested in if we're going to defer this to understand more, and it may be a better, more reliable source. Even though it's not an authorized provider, it may be a type of system that, you know, other service providers can handle.

AMERICAN OVERSIGHT

Dyson: So, Lieutenant Governor, Thor Dyson, Assistant Director of Operations. We could take a look at that for other providers. Again, it's pure European. Everything is European parts, European threads, gauges, so forth. So, we could look for someone that could do that for us on those specialized repairs, specialized parts.

Hutchison: And just to follow up, Member Martin and I were talking about this. Part of the contract requires training of our own personnel. Is it possible to get more training from these folks so that we can do more of this in-house ourselves or what's been our experience with them actually training NDOT personnel for this purpose?

Dyson: We've had good luck and good experience with them training NDOT staff out in the field. Unfortunately, we have a lot of staff that, you know, come and go as well because of different issues of retention and recruitment, but we've had some training, and we've got some staff that are trained up. They can do some of the minor repairs. A lot of times we can do it through, like I said, Facetime or remotely working with the individuals from Boschung America that's based out of Pennsylvania.

Hutchison: Thank you. I'm in favor of deferring this, Governor, until we get some more information, maybe an update.

Sandoval: And Thor, I don't mean to keep coming up with these metaphors, but is this a lemon? Is the system a lemon, and now we're out of warranty, and we're paying to maintain a lemon, and two, do you remember—do you recall how much we paid for it in the first place?

Dyson: Governor, Thor Dyson, Assistant Director of Operation. It requires a lot of, like I said earlier, TLC, and it's hard to—I'd hate to call it a lemon, because I know it's worked in Europe. It's worked in Switzerland and other places, but they had more staff there. We could—you know, we do as much work as we can in-house repairing it, getting familiar with it. I've got some sharp individuals. I don't think getting another contractor or supplier is possible. You know, a lot of these high-tech type systems are set up in such a way that you're kind of either—you go with them and you're stuck with them or—and in this case, that's what's happening, or we shut it down and we just go back to our old practice of sanding and salting the bridge decks and the roadways. You know, in theory, right up front when it came out in 2006 and seven, there was a push to put it out, try it. It's nice to have something that's fully automated, spraying the deck, and you don't have to—you don't have that lag time. It's happening, and when it works, it works well. It's lowering the freezing point of the bridge deck and preventing someone from

AMERICAN OVERSIGHT

getting hurt or killed. So, that in itself, you know, it has value, and we evaluate that closely. It's also a method of dealing with, you know, the vacancies we have and the lack of staff. So, if even just two or three of the bridge decks are working appropriately, you know, it helps us. I hate throwing good money in after bad. I have older cars. I have older cars, and, you know, you got to make a decision. We have older equipment at NDOT. We really hate throwing in good money in after bad. It's hard to sit here and say it's a lemon when—I wouldn't call it a lemon, but I would say it's high maintenance.

Sandoval: No, and I feel like I'm cross-examining you. I'm not, and I know that you inherited this, but, you know, in the realm of things, this isn't a ton of money, but there's a point here to be considered, and, you know, we have to make good decisions. And obviously, I don't want to make a decision that could make the difference between life and death for an individual that's traveling on that road, but at the same time, I have a lot of confidence in our maintenance team to get out there and make the same—treat the road the same as this system would. And again, we're spending a lot of time on this, but it's important.

Dyson: Governor, can I give you just a couple other facts? The initial system, when it was put in the contract, it was $4.25 million, that particular item. It uses potassium acetate, which is non-corrosive, and it helps save the bridge deck. That material does not go into Galena Creek or into the waters. It's all collected and piped and gone into detention basins. So, there are some benefits with this system. It keeps our bridge deck and that bridge lasting a lot longer. So, it's—when you put salt, salt brine, sand salt, it's going to hammer that deck and destroy the life of that bridge deck earlier. So, there's upfront costs, and then there's long-term costs, and we're using this—call it anti-corrosive chemical on the bridge decks to preserve those decks. We did go through the three-year period. We finally got it to work through the testing phases. The warranty is out. It ended last year, and we are where we're at right now. We have to convert it in the springtime once we're confident there's no more storms to spray water, and we have to convert it in the fall from water back to chemicals when we have confidence the storms are coming, and it'll spray for frost even though there's no snow. It'll spray for frost and freezing rain and that kind of thing. So, it's got its benefits, but it's high maintenance.

Sandoval: Mr. Controller.

Knecht: Thank you, Governor, and welcome to being Assistant Director, Thor. Long ago and far away, the amount of salt that the state of Illinois used on its roads rusted

AMERICAN OVERSIGHT

out the rocker panels on my MGB. You've been forthcoming about the challenge between—or the comparison between salt and this anti-corrosive chemical on the road and the structure. Is there a significant difference here between the two for the effect on people's vehicles?

Dyson: You know, we're sanding and salting, putting brine between the structures. So, we're looking at saving those bridge decks and not having to go in and repair them any time sooner than necessary and being disruptive to traffic. We're also—any time we can be environmentally sensitive and use something that's not corrosive like, you know, salt and brine—the problem is, is potassium acetate is very expensive compared to salt, but it's worthwhile putting this chemical on the structures from an environmental standpoint and from a corrosion standpoint to the decks. It has value, this system does. It works when no one is out there, and if we keep it working and there's a frost tomorrow, let's say—in Nevada, the weather can change. I know it's supposed to be a hundred-and-whatever tomorrow, but in a week, it could be—who knows? It could be snowing and freezing—or frost. That system would work, provided it had the chemical in it and we hadn't made the change yet. So, there is some benefit to having this system and to have it work. It's automated. It doesn't require a person. It's immediate.

Knecht: Thank you.

Sandoval: Member Savage.

Savage: Thank you, Governor, last comment. I think deferring this and having a cost benefit analysis so we can make a wise decision, all of us, and get a good recommendation from the staff as to their true thoughts is not going to hurt anything for 30 days. Thank you, Governor.

Sandoval: Thank you, and I just want to echo—oh, Member Almberg.

Almberg: Just one comment. I've had the same concerns as the rest of the Board Members had, and I had actually a long conversation this morning with both Tracy and Thor about this, and so I understand their concerns. You know, my recommendation was something Lieutenant Governor had basically brought up here, was what's the possibility of our staff, you know, being trained? We're spending a lot of money here. We could spend a lot of money to hire staff and train them specifically for this, but, you know, they come back in and said, well, that's a great concept, but they also have trouble staffing NDOT, and so it's pretty hard to even staff that position even if we have it funded. I'm supportive in

AMERICAN OVERSIGHT

delaying this to get some additional facts, and the comment that I have based on this discussion is, is it possible to create a brine from this chemical that would not be corrosive to the deck that you can apply manually instead of through this system? And you don't necessarily have to answer that, but I'm saying if we're going to delay that, that might be something that you look into to bring back to us next month. That's all for me, Governor. Thanks.

Sandoval: No, and I just want to echo what the Controller said. Don't interpret anything as being critical of you. I mean, this is something that is dated, and as I said, you're trying to make a silk purse out of a pig's ear here, and it just—I'm full of those metaphors today. But in any event, we just want to make the right decision, and again, I appreciate your being forthcoming and trying to be delicate as well and trying to do what's in the best interest. So, if there is no objection from any of the Board Members, I'd like to continue Agenda Item 7 to—I don't know, if you could have that information to the next regularly scheduled meeting or to a meeting in the future where you could have all that information for the Board.

Dyson: We'll have it next month.

Sandoval: Okay, then we'll defer it to the August agenda. Thank you. Can we—Dennis, do we need to take a motion on that? Okay, thank you. All right, let's move to Agenda Item No. 8, Contracts, Agreements, and Settlements. Mr. Nellis.

Nellis: Thank you, Governor. There are two attachments under Agenda Item No. 8 for the Board's information and no settlements this month. Beginning with Attachment A, there are three contracts that can be found on page 4 of 11 for the Board's information. The first project is located on State Route 582, Boulder Highway. This is for pedestrian safety improvements to include updating crosswalks, installing pedestrian median islands, rectangular rapid flash beacons, LED street lighting, and ADA ramps. There were six bids, and the Director awarded the contract to MC4 Construction in the amount of $1,494,243.30.

The second project is for resurfacing ramps on Interstate 80 and US 395. There were two bids, and the Director awarded the contract to Granite Construction in the amount of $873,873.

Lastly, the third project is for resurfacing on State Route 305 in Lander County. There were three bids, and the Director awarded the contract to Sierra Nevada Construction in the amount of $1,322,007, and with that, does the Board have any questions regarding these three contracts before turning to Attachment B?

AMERICAN OVERSIGHT

Sandoval: Board Members, any questions on these contracts? I hear none. Mr. Nellis, please proceed.

Nellis: Mic on. There we go. Forty-two agreements under Attachment B that can be found on pages 9 through 11 for the Board's information. Items 1 through 7 are acquisitions and facility agreements. Eight through 29 are service providers, and then lastly, Items 30 through 42 on page 11 are no cost agreements and amendments, and that does conclude Agenda Item No. 8, Governor. Does the Board have any questions regarding these agreements?

Sandoval: Thank you, Mr. Nellis. Questions from Board Members? Member Savage.

Savage: Thank you, Governor, just one question on Item No. 10, retraining services of $85,000 dispersed to the AGC. Have we done that in the past?

Larkin: For the record, Tracy Larkin, Deputy Director. Yes, this will be the third year we're doing it. It has been augmented by about $10,000 this year because we also needed them to assist on flagging and OSHA training, because we have not been able to keep up on our own. This has been primarily for DBE and minority training and that it's provided at no cost or minimal cost to them, and there was 492 of them who took classes last year from there.

Savage: Okay. As long as we're getting the value and the instruction and they're learning something so we don't have to be so repetitive. I think that's the important service.

Larkin: We have found a partnership with them has been very beneficial. They also have a diversity group that has really kind of been more homegrown. We found that it is better being a partner kind of coming in as a resource than actually being the one holding the classes. One, we get a much better participation, and what we're finding is they're talking to each other about the benefits of the programs, so it's been very successful.

Savage: That's great. Thank you so much, Tracy. Thank you, Governor.

Sandoval: Board Members, any other questions with regard to the contracts? I hear none, and Mr. Nellis, that does complete your presentation?

Nellis: Yes, sir.

Sandoval: And that is an informational item, so we'll move on. Agenda Item No. 9 has been removed from the Agenda, and congratulations on getting that resolved, Ms.

AMERICAN OVERSIGHT
NV-DA-20-0615-A-000127

Borrelli. Thank you. We'll move to Agenda Item No. 10, Formal Amendments and Administrative Amendments to the FFY 2018-2021 Statewide Transportation Improvement Program.

Rosenberg: Sondra Rosenberg for the record, Assistant Director for Planning. This is our quarterly update of the changes to the stip. As you can see, it's quite a bit thinner than it usually is, so that's a good thing, fewer changes, nothing major of note, although I do want to mention there's a number of ADA projects that were added in, continuing the work on the safety data collection with partnering agencies as well as a couple FTA grants to Washoe RTC and RTC of Southern Nevada, and that's it.

Sandoval: Thank you. Board Members, any questions on Agenda Item No. 10?

Martin: I have one, sir.

Sandoval: Please proceed.

Martin: Sondra, I was just telling the Lieutenant Governor this is one of the easiest to understand documents I've reviewed in the last 12 years of sitting here, okay, so thank you very much.

Rosenberg: Thank you, sir. It took us a few tries, but we're getting it now.

Martin: Yeah. The other one is, is that I see the first item, 18-14, RTC Southern Nevada, there's a—you're moving $31,000 around, but it's for the Clark County School District police department crash data collection. Do we really get anything out of the Clark County Police Department or school district police department we don't get out of Metro or North Las Vegas or Highway Patrol? I see somebody in the background shaking their head.

Rosenberg: I believe so. So, you know, we're working with all of the law enforcement agencies to collect it. So, it really depends on who's responding and doing the initial reporting. So, if that happens to be the school district police, we want that initial information. That's the best I know. We can follow up with more information if you like.

Malfabon: And if I may add—this is Director Malfabon, Member Martin. We also have to collect information on non-motorized, so pedestrians and bicyclists. So, sometimes the school district can be the best source of information for those types of crashes.

DRAFT

AMERICAN OVERSIGHT

Martin: Okay, thank you. Just a simple question, thanks.

Sandoval: Thank you, Frank. Any other questions or comments on Agenda Item No. 10? I hear none, so the Chair will accept a motion to approve the formal amendments and administrative amendments to the FFY 2018-2021 STIP.

Savage: So moved.

Martin: So moved.

Sandoval: Member Savage has moved to approve. Frank, may I take yours as a second?

Martin: Absolutely, thank you, sir.

Sandoval: Member Martin has seconded the motion. Any questions or discussion? I hear none. All in favor say aye. [ayes around] Opposed say no. That motion passes unanimously. We'll move to Agenda Item No. 11, Old Business. Director Malfabon.

Malfabon: Thank you, Governor. Under old business, we have the standard reports on outside counsel costs on open matters and the monthly Litigation Report. I did receive the latest version dated as of June 30th on the Fatality Report. We did have some—basically, we're even. A lot of the gains that we made earlier in the year are starting to be wiped away, but we were at 153 fatalities at this time last year and same number currently in this year. But I wanted to note there are some improvements being made in motorcyclist safety and pedestrian safety. We were at 37 last year in Clark County alone, and currently, we're at 26. So, just as you saw on that Boulder Highway project, we're doing some great projects for pedestrian safety not only in southern Nevada, but also up at Lake Tahoe and Reno, Sparks, Carson City area. With motorcyclists in Clark County, we had 22 motorcyclist fatalities, and we're currently at 17 compared to the 22 last year. So, we're making some improvements in some areas, but still have some challenges with highway traffic safety. Recently during the 4th of July week, we had quite a spike in fatalities, but our safety staff have really been on top of it and are working to review a lot of the corridors in the urban areas and make improvements, design some projects that will result in improvements.

Sandoval: Okay, thank you, Rudy, and just one question. Perhaps you can't answer it now, but as you know, we repurposed a significant amount of money to invest in pedestrian safety projects. Have we done a look back at those locations where we did those improvements to see if there have been any incidents at those locations?

DRAFT

AMERICAN OVERSIGHT

Malfabon: We'll follow up on that, Governor. Some of them are more recent improvements, but the traffic safety staff I'm sure can do some analysis and provide that in the future.

Sandoval: Thank you. All right, Board Members, questions with regard to Agenda Item No. 11?

Hutchison: Governor?

Sandoval: Mr. Lieutenant Governor, please proceed.

Hutchison: Thank you. Just a real quick question, Dennis, for you on the outside counsel report. I'm looking at the contracts that were closed or expired since the last report, and I see the Campbell contract, four-year contract. We had authorized $250,000, and there's still over $245,000 remaining. So, I take it that this four-year contract—under this four-year contract, there was less than $5,000 expended on legal services; is that correct?

Gallagher: For the record, Dennis Gallagher, Counsel for the Board. That is correct, Lieutenant Governor. Mr. Campbell's area of expertise is with utilities, and we had anticipated the possibility of some serious negotiations with the utilities in regards to primarily Project NEON and the Boulder City Bypass, and that didn't happen due to the great efforts, I think, of the contractor and the NDOT staff.

Hutchison: Well, that's a nice way to manage your legal expenses, Mr. Gallagher, so congratulations on that. Those are all the questions that I had on the report this month, Governor. Thank you.

Sandoval: Thank you, Mr. Lieutenant Governor. Board Members, any other questions with regard to Agenda Item No. 11? We'll move—at least mine says there is no Agenda Item 12. It goes from 11 to 13 on mine, so we'll go to Agenda Item No.—what is marked on the Agenda as Agenda Item 13, Public Comment. Is there any public comment from Carson City?

Speaker: Governor, I'd just like to follow up on the Controller's question. The total mileage on that contract is 29 miles, approximately 6.5 of some widening and 22 of a mill and fill.

Knecht: Thank you.

Sandoval: Any other public comment from Carson City? Any public comment from Southern Nevada?

AMERICAN OVERSIGHT
NV-DA-20-0615-A-000130

Martin: No, sir.

Sandoval: All right, then, is there a motion to adjourn?

Knecht: So moved.

Sandoval: Controller has moved to adjourn. Is there a second?

Almberg: Second.

Sandoval: Second by Member Almberg. All in favor please say aye. [ayes around] That motion passes unanimously. This meeting is adjourned. Thank you very much, ladies and gentlemen.

_____ _____

Secretary to Board Preparer of Minutes

DRAFT

AMERICAN OVERSIGHT

1263 South Stewart Street
Carson City, Nevada 89712
Phone: (775) 888-7440
Fax: (775) 888-7201

MEMORANDUM

August 3, 2018

TO: Department of Transportation Board of Directors
FROM: Rudy Malfabon, Director
SUBJECT: August 13, 2018 Transportation Board of Directors Meeting
Item #4: Approval of Contracts Over $5,000,000 – For Possible Action

---

Summary:

The purpose of this item is to present to the Board a list of construction contracts which are over $5,000,000 for discussion and approval.

Background:

The Department contracts for services relating to the construction, operation and maintenance of the State's multi-modal transportation system. Contracts listed in this item are all low-bid (or guaranteed maximum price for Construction Manager at Risk (CMAR) contracts) per statute.

The attached construction contracts constitute all contracts over $5,000,000 for which the bids were opened and the analysis completed by the Bid Review and Analysis Team and the Contract Compliance section of the Department from June 21, 2018, through July 23, 2018.

Analysis:

These contracts have been prepared following the Code of Federal Regulations, Nevada Revised Statutes, Nevada Administrative Code, State Administrative Manual, and/or Department policies and procedures.

List of Attachments:

A) State of Nevada Department of Transportation Contracts for Approval, June 21, 2018, through July 23, 2018.

Recommendation for Board Action:

Approval of the contracts listed on Attachment A.

Prepared by: Administrative Services Division

AMERICAN OVERSIGHT

Attachment A

AMERICAN OVERSIGHT

STATE OF NEVADA DEPARTMENT OF TRANSPORTATION

CONTRACTS FOR APPROVAL

June 21, 2018, through July 23, 2018

1. June 28, 2018 at 1:30 PM the following bids were opened for Contract 3724, Project No. STBG-NHPP-095-2(064), on US 95 Northwest Corridor Phase 3C at milepost 88 and CC 215 from Grand Montecito to Tenaya Way, in Clark County, to construct northbound US 95 to westbound CC 215 flyover, southbound US 95 to eastbound CC 215 flyover and eastbound CC 215 to southbound US 95 ramps.

   Las Vegas Paving Corporation $61,500,000.00

   Engineer's Estimate $49,130,545.11

   The Director recommends award to Las Vegas Paving Corporation in the amount of $61,500,000.00.

AMERICAN OVERSIGHT

Line Item 1

AMERICAN OVERSIGHT

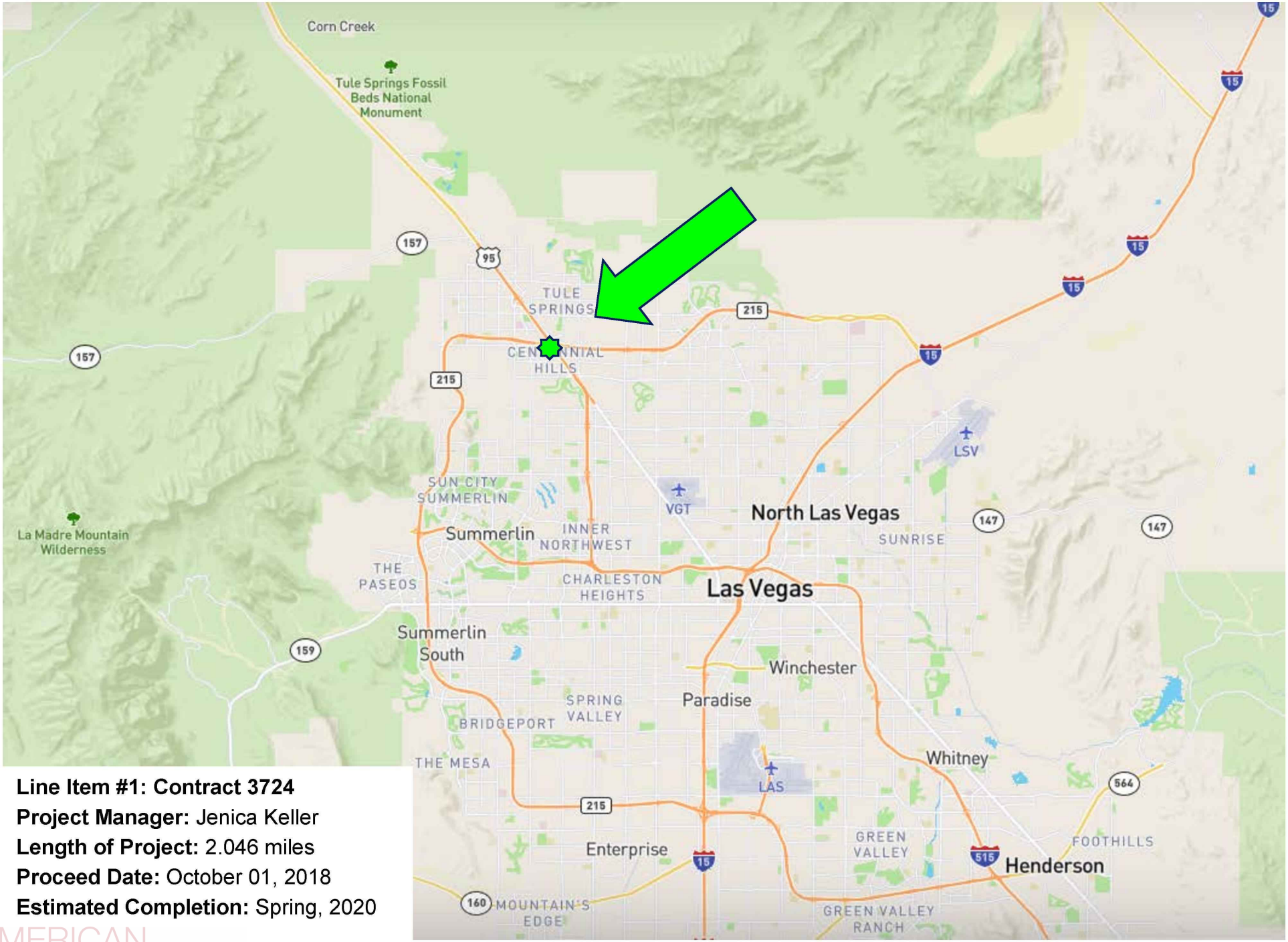

Line Item #1: Contract 3724
Project Manager: Jenica Keller
Length of Project: 2.046 miles
Proceed Date: October 01, 2018
Estimated Completion: Spring, 2020

AMERICAN OVERSIGHT



AMERICAN OVERSIGHT

DocuSign Envelope ID: E02FB1E1-EA5E-4BDE-AAD6-6F057D46C096

1263 South Stewart Street
Carson City, Nevada 89712
Phone: (775) 888-7070
Fax: (775) 888-7101

MEMORANDUM
Administrative Services

July 18, 2018

To: Rudy Malfabon, Director
Cole Mortensen, Assistant Director, Engineering
Thor Dyson, Assistant Director, Operations

From: Tianne Simpson, Contract Services Manager – Administrative Services

Subject: Concurrence in Award for Contract No. 3724, Project No. STBG-NHPP-095-2(064), US 95 Northwest Corridor Phase 3C at milepost 88 and CC 215 from Grand Montecito to Tenaya Way, Clark County, described as Construct Northbound US 95 to Westbound CC 215 flyover, Southbound US 95 to Eastbound CC 215 flyover and Eastbound CC 215 to Southbound US 95 ramps. The Engineer's Estimate is $49,130,545.11.

This memo is to confirm concurrence in award of the subject contract.

Bid proposals were opened on June 28, 2018. Las Vegas Paving Corporation is the apparent low bidder at $61,500,000.00 and they submitted a properly executed proposal, bid bond and anti-collusion affidavit. There was no second bid proposal submitted for this contract.

The project is Federally funded, required 5.00% DBE participation, and is not subject to State Bidder Preference provisions.

The subcontractor and supplier listings submitted by the Las Vegas Paving Corporation have been reviewed and confirmed by Contract Services. The DBE information submitted by the Las Vegas Paving Corporation has been reviewed and certified by the External Civil Rights office. Las Vegas Paving Corporation has met the required DBE participation with a 5.00% commitment. The bid is above the Engineer's Estimate Range, and a copy of the Unofficial Bid Results report is attached for your reference. The BRAT Co-Chairs have provided their recommendation to award, and the report is attached.

Your concurrence in award of this contract by endorsement hereon is respectfully requested. Upon receipt a packet will be prepared to obtain Transportation Board approval of the award at the next available meeting.

Concurrence in award:

DocuSigned by:
Cole Mortensen
5F9A0E81C54047A...
Cole Mortensen, Assistant Director

DocuSigned by:
Thor Dyson
32CC95D129D1479...
Thor Dyson, Assistant Director

DocuSigned by:
Rudy Malfabon
C4C7CE5CD584445...
Rudy Malfabon, Director

Enclosures:
Unofficial Bid Results Report
DBE Sub Approval
BRAT Report

AMERICAN OVERSIGHT

Nevada Department of Transportation
Unofficial Bid Results
June 28, 2018

Contract Number:	3724	**Bid Opening Date and Time:**	6/28/2018 1:30 PM
Designer:	DENNIS FAULKNER	**Liquidated Damages:**	$10,200.00
Senior Designer:	KIMBERLY DIEGLE	**Working Days:**	450
Estimate Range:	R38 $49,000,000.01 to $59,000,000	**District:**	DISTRICT 1
Project Number:	STBG-NHPP-095-2(064)		

County: CLARK

Location: US 95 NW CORRIDOR PHASE 3C AT MP 88 AND CC 215 FROM GRAND MONTECITO TO TENAYA WAY. MP 88 AND CC 215 37-39.

Description: CONSTRUCT NB95 TO WB215 FLYOVER, SB95 TO EB215 FLYOVER AND EB215 TO SB95 RAMPS.

		Actual Bid
Apparent Low Bidder:	Las Vegas Paving Corporation	$61,500,000.00

Bidders:		**Actual Bid Amount**
1	Las Vegas Paving Corporation 4420 South Decatur Boulevard Las Vegas, NV 89103 (702) 251-5800	$61,500,000.00

AMERICAN OVERSIGHT

1263 South Stewart Street
Carson City, Nevada 89712
Phone: (775) 888-7497
Fax: (775) 888-7235

MEMORANDUM
Contract Compliance

July 5, 2018

To: Rachell Bennett, Administrative Services Officer II

From: Paulita De La Cruz, DBE Specialist DocuSigned by: 9A647C8047694B9...

Subject: NDOT Bidder DBE Information – Contract no. 3724, US 95 NW Corridor Phase 3C AT MP 88 and CC 215 from Grand Montecito to Tenaya Way, MP 88 and CC 215 37-39., in Clark County, to construct NB95 to WB215 flyover, SB95 to EB215 flyover and EB215 to SB95 ramps.

Apparent low bid: $61,500,000.00

The DBE information for General Design and Construction Co., Inc., Fencing Specialists, Inc., and LAM Contracting LLC, submitted by the apparent low bidder, Las Vegas Paving Corporation, has been received by Contract Compliance and we have concluded:

General Design and Construction Co., Inc., Fencing Specialists, Inc., and LAM Contracting LLC, hold active State of Nevada business licenses and are Nevada certified DBE firms. Additionally, General Design and Construction Co., Inc., Fencing Specialists, Inc., and LAM Contracting LLC, holds an active Nevada State Contractors Board license. All firms are clear of State disqualification and Federal exclusion.

The DBE goal of 5.00% has been met with a 5.00% DBE committed participation by the apparent low bidder Las Vegas Paving Corporation.

The DBE firms are approved for this contract.

cc: Contract Services
Contract Compliance
Ray Marshall, Title VI/DBE Manager
Teri Lewis, Asst. Title VI/DBE Manager
Teresa Schlaffer, Contract Compliance Manager

AMERICAN OVERSIGHT

DocuSign Envelope ID: E02FB1E1-EA5E-4BDE-AAD6-6F057D46C096

1263 South Stewart Street
Carson City, Nevada 89712
Phone: (775) 888-7070
Fax: (775) 888-7101

MEMORANDUM
Administrative Services

July 18, 2018

To: **Lynn Hoffman, ASO III - Administrative Services**

From: **Bid Review and Analysis Team**

Subject: **BRAT Summary Report for Contract # 3724**

The Bid Review and Analysis Team (BRAT) met on July 12, 2018 to discuss bids for the above referenced contract. The following were in attendance:

Scott Hein, Chief Roadway Design Engineer
Sharon Foerschler, Chief Construction Engineer
Ryan Bennett, Associate Engineer
Cori Brennan, Program Officer
Mark Caffaratti, Professional Engineer
Casey Connor, Professional Engineer
Kimberly Diegle, Professional Engineer
Dennis Faulkner, Associate Engineer
Jeffrey Freeman, Professional Engineer
Shawn Hilbert, Associate Engineer
Mario Gomez, Professional Engineer
Jenica Keller, Highway Project Manager
Eric MacGill, Associate Engineer
James Opperman, Associate Engineer
Shawn Paterson, Professional Engineer
Jasen Stoffer, Program Officer
Abid Sulahria, Professional Engineer
Michael Taylor, Professional Engineering Spec
Dale Wegner, FHWA

Via Phone:
Rachel Bennett, Admin Services Officer
Kevin Maxwell, Professional Engineer

The overall bid proposal was evaluated and determined to be acceptable. The Bib Tabulation and Price Sensitivity is attached.

The apparent low bidder, Las Vegas Paving Corporation, submitted a bid which is 125% of the Engineer's Estimate. The BRAT recommends award of this contract.

Submitted:

DocuSigned by:
E7E2D4506AC6488...
Scott Hein, BRAT Co-Chair

DocuSigned by:
Sharon Foerschler
67A4C09A4CB7477...
Sharon Foerschler, BRAT Co-Chair

cc: Attendees; Dennis Gallagher, Legal; Design Admin;

AMERICAN OVERSIGHT

DocuSign Envelope ID: E02FB1E1-EA5E-4BDE-AAD6-6F057D46C096

Bid Tabulation

- June 29, 2018 -

Contract No.: 3724
Description: Construct Northbound US 95 to Westbound CC 215 flyover, Southbound US 95 to Eastbound CC 215 flyover and Eastbound CC 215 to Southbound US 95 ramps
Location: US 95 Northwest Corridor Phase 3C at milepost 88 and CC 215 from Grand Montecito to Tenaya Way
Bid Opening: June 28, 2018, 1:30 PM

Project No.: STBG-NHPP-095-2(064)
Project Id: 60801
County: Clark
Range: R38 $49,000,000.01 to $59,000,000.00
Working: 450

Item No.	Quantity	Unit	Description	Engineer's Estimate		Las Vegas Paving Corporation	
				Unit Price	Amount	Unit Price	Amount
1100050	7,000.000	HOUR	TRAINING	$0.80	$5,600.00	$0.80	$5,600.00
2000100	300.000	HOUR	SURVEY CREW	$225.00	$67,500.00	$237.00	$71,100.00
2010170	1.000	LS	URBAN CLEARING	$42,000.00	$42,000.00	$37,000.00	$37,000.00
2020185	1.000	LS	REMOVAL OF STRUCTURES AND OBSTRUCTIONS	$10,000.00	$10,000.00	$8,500.00	$8,500.00
2020256	107.000	LINFT	REMOVAL OF REINFORCED CONCRETE BOX CULVERT	$150.00	$16,050.00	$450.00	$48,150.00
2020270	93.000	LINFT	REMOVAL OF PORTION OF REINFORCED CONCRETE BOX CULVERT	$500.00	$46,500.00	$1,650.00	$153,450.00
2020285	220.000	LINFT	REMOVAL OF CULVERT PIPE	$40.00	$8,800.00	$60.00	$13,200.00
2020400	3,652.000	LINFT	REMOVAL OF CONCRETE BARRIER RAIL	$15.00	$54,780.00	$12.00	$43,824.00
2020450	3.000	EACH	REMOVE END SECTION	$550.00	$1,650.00	$700.00	$2,100.00
2020475	471.000	LINFT	REMOVAL OF GUARDRAIL	$8.00	$3,768.00	$7.00	$3,297.00
2020477	2,215.000	LINFT	REMOVE CABLE BARRIER	$4.00	$8,860.00	$4.00	$8,860.00
2020515	5,931.290	EACH	REMOVAL OF RAISED PAVEMENT MARKER	$0.80	$4,745.03	$1.00	$5,931.29
2020530	5.000	EACH	REMOVAL OF HEADWALL	$1,500.00	$7,500.00	$8,100.00	$40,500.00
2020555	1.000	LS	REMOVE SOUND BARRIER WALL	$87,100.00	$87,100.00	$38,000.00	$38,000.00
2020585	1,226.000	LINFT	REMOVAL OF FENCE	$3.00	$3,678.00	$9.00	$11,034.00
2020925	2.000	EACH	REMOVAL OF PULL BOX	$300.00	$600.00	$301.00	$602.00
2020935	38.160	CUYD	REMOVAL OF COMPOSITE SURFACE	$130.00	$4,960.80	$670.00	$25,567.20
2020990	43,440.000	SQYD	REMOVAL OF BITUMINOUS SURFACE (COLD MILLING)	$1.50	$65,160.00	$2.60	$112,944.00
2021035	1.000	EACH	REMOVAL OF MANHOLE	$2,500.00	$2,500.00	$3,000.00	$3,000.00
2021040	14.000	EACH	REMOVAL OF DROP INLET	$1,150.00	$16,100.00	$2,000.00	$28,000.00
2021110	6.000	EACH	REMOVE IMPACT ATTENUATOR	$1,250.00	$7,500.00	$525.00	$3,150.00
2021111	5.000	EACH	RESET IMPACT ATTENUATOR	$3,000.00	$15,000.00	$2,800.00	$14,000.00
2021231	105.000	LINFT	REMOVAL OF SLOTTED DRAIN	$75.00	$7,875.00	$40.00	$4,200.00
2021255	1,855.000	LINFT	REMOVAL OF TEMPORARY PORTABLE PRECAST CONCRETE BARRIER RAIL	$8.00	$14,840.00	$6.00	$11,130.00
2021290	7,183.000	LINFT	REMOVE PAVEMENT MARKINGS	$1.00	$7,183.00	$1.00	$7,183.00
2021295	46.700	SQYD	REMOVE PAVEMENT MARKINGS	$50.00	$2,335.00	$9.00	$420.30
2030140	112,910.270	CUYD	ROADWAY EXCAVATION	$9.00	$1,016,192.43	$26.25	$2,963,894.59
2030160	521.000	CUYD	DRAINAGE EXCAVATION	$35.00	$18,235.00	$21.00	$10,941.00
2030230	232,842.930	CUYD	BORROW EMBANKMENT	$7.00	$1,629,900.51	$0.22	$51,225.44
2030260	26,541.340	CUYD	SELECTED BORROW EMBANKMENT	$14.00	$371,578.76	$18.50	$491,014.79
2030710	5,101.000	SQYD	GEOMEMBRANE	$6.00	$30,606.00	$23.00	$117,323.00
2030725	10,711.000	CUYD	GEOFOAM	$140.00	$1,499,540.00	$170.00	$1,820,870.00
2060110	16,567.000	CUYD	STRUCTURE EXCAVATION	$17.00	$281,639.00	$12.65	$209,572.55
2060130	7,056.000	CUYD	STRUCTURE EXCAVATION (SPECIAL)	$84.00	$592,704.00	$12.00	$84,672.00
2070110	10,081.700	CUYD	GRANULAR BACKFILL	$23.00	$231,879.10	$37.30	$376,047.41
2070150	167.000	CUYD	SLURRY CEMENT BACKFILL	$150.00	$25,050.00	$175.00	$29,225.00
2120045	60,878.100	SQYD	PAINTING	$6.00	$365,268.60	$5.29	$322,045.15
2120940	128.000	SQYD	IMAGE PANEL	$2,600.00	$332,800.00	$2,078.00	$265,984.00
3020130	39,938.000	TON	TYPE 1 CLASS B AGGREGATE BASE	$15.00	$599,070.00	$17.60	$702,908.80
4020190	23,420.000	TON	PLANTMIX SURFACING (TYPE 2C) (WET)	$80.00	$1,873,600.00	$80.00	$1,873,600.00
4030120	5,100.000	TON	PLANTMIX OPEN-GRADED SURFACING (1/2-INCH) (WET)	$100.00	$510,000.00	$109.00	$555,900.00
4060120	60,600.000	SQYD	PRIME COAT	$1.00	$60,600.00	$0.55	$33,330.00
4090240	9,200.000	SQYD	PORTLAND CEMENT CONCRETE PAVEMENT (12-INCH)	$65.00	$598,000.00	$62.75	$577,300.00
4090360	5,551.580	LINFT	SAW AND SEAL TRANSVERSE WEAKENED PLANE JOINTS	$3.00	$16,654.74	$3.00	$16,654.74
4090370	6,352.240	LINFT	SAW AND SEAL LONGITUDINAL WEAKENED PLANE JOINTS	$3.00	$19,056.72	$2.50	$15,880.60
4090700	1,104.000	GAL	PCCP CURING COMPOUND,WAX BASE	$8.00	$8,832.00	$6.50	$7,176.00
5020130	163.000	LINFT	SPECIAL CONCRETE BARRIER RAIL	$125.00	$20,375.00	$125.00	$20,375.00

AMERICAN OVERSIGHT

Approved for Release: 2020-06-15 C0001402

DocuSign Envelope ID: E02FB1E1-EA5E-4BDE-AAD6-6F057D46C096

Bid Tabulation

- June 29, 2018 -

Item No.	Quantity	Unit	Description	Engineer's Estimate		Las Vegas Paving Corporation	
				Unit Price	Amount	Unit Price	Amount
5020140	7,999.000	LINFT	PORTABLE PRECAST CONCRETE BARRIER RAIL	$30.00	$239,970.00	$51.75	$413,948.25
5020160	72.000	LINFT	CONCRETE BARRIER RAIL (TYPE A)	$100.00	$7,200.00	$78.00	$5,616.00
5020170	18,933.000	LINFT	CONCRETE BARRIER RAIL (TYPE FA)	$40.00	$757,320.00	$43.00	$814,119.00
5020172	1,656.000	LINFT	CONCRETE BARRIER RAIL (TYPE FA) (MODIFIED)	$70.00	$115,920.00	$52.00	$86,112.00
5020200	1,391.000	LINFT	CONCRETE BARRIER RAIL (TYPE FB)	$70.00	$97,370.00	$55.00	$76,505.00
5020250	122.000	LINFT	CONCRETE BARRIER RAIL (TYPE FD)	$90.00	$10,980.00	$100.00	$12,200.00
5020530	36.000	EACH	LAMINATED ELASTOMERIC BEARING PAD	$1,800.00	$64,800.00	$1,582.00	$56,952.00
5020580	50.000	EACH	SLIDING BEARING	$4,500.00	$225,000.00	$4,311.00	$215,550.00
5020670	17,319.000	SQYD	GROOVE CONCRETE DECK SLAB	$10.00	$173,190.00	$10.65	$184,447.35
5020720	194.960	CUYD	CLASS A CONCRETE (MINOR)	$1,200.00	$233,952.00	$2,400.00	$467,904.00
5020730	13.220	CUYD	CLASS A CONCRETE (ISLAND PAVING)	$500.00	$6,610.00	$279.00	$3,688.38
5020920	1,615.520	CUYD	CLASS A CONCRETE, MODIFIED (MAJOR)	$480.00	$775,449.60	$435.00	$702,751.20
5020970	14,503.780	CUYD	CLASS D CONCRETE, MODIFIED (MAJOR)	$625.00	$9,064,862.50	$1,000.00	$14,503,780.00
5021000	5,266.000	CUYD	CLASS E CONCRETE, MODIFIED (MAJOR)	$510.00	$2,685,660.00	$724.00	$3,812,584.00
5021080	76.000	EACH	HINGE RESTRAINER	$1,000.00	$76,000.00	$1,491.00	$113,316.00
5021780	75.000	LINFT	STRIP SEAL EXPANSION JOINT (3-INCH MOVEMENT)	$250.00	$18,750.00	$184.00	$13,800.00
5021800	140.000	LINFT	STRIP SEAL EXPANSION JOINT (5-INCH MOVEMENT)	$300.00	$42,000.00	$179.00	$25,060.00
5021870	179.000	LINFT	MODULAR EXPANSION JOINT SYSTEM	$1,800.00	$322,200.00	$2,487.00	$445,173.00
5021950	1,222.000	GAL	BRIDGE DECK CURING COMPOUND	$12.00	$14,664.00	$54.33	$66,391.26
5030130	1.000	LS	PRESTRESSING CAST-IN-PLACE CONCRETE	$1,739,960.00	$1,739,960.00	$2,410,200.00	$2,410,200.00
5050100	5,137,542.000	POUND	REINFORCING STEEL	$0.80	$4,110,033.60	$0.94	$4,829,289.48
5050110	206.000	POUND	REINFORCING STEEL (DOWELED)	$15.00	$3,090.00	$15.00	$3,090.00
5060110	51,069.000	POUND	STRUCTURAL STEEL	$3.25	$165,974.25	$9.00	$459,621.00
5060900	8.000	EACH	BOLLARDS	$825.00	$6,600.00	$540.00	$4,320.00
5090160	1,522.000	LINFT	DRILLED SHAFT FOUNDATION (48-INCH)	$610.00	$928,420.00	$728.00	$1,108,016.00
5090200	67.000	LINFT	DRILLED SHAFT FOUNDATION (96-INCH)	$2,000.00	$134,000.00	$2,735.00	$183,245.00
5090210	607.000	LINFT	DRILLED SHAFT FOUNDATION (108-INCH)	$2,500.00	$1,517,500.00	$2,943.00	$1,786,401.00
5090220	883.000	LINFT	DRILLED SHAFT FOUNDATION (120-INCH)	$3,000.00	$2,649,000.00	$3,585.00	$3,165,555.00
6030140	540.000	LINFT	15-INCH REINFORCED CONCRETE PIPE, CLASS III	$90.00	$48,600.00	$160.00	$86,400.00
6030170	1,702.000	LINFT	18-INCH REINFORCED CONCRETE PIPE, CLASS III	$90.00	$153,180.00	$151.00	$257,002.00
6030230	780.000	LINFT	24-INCH REINFORCED CONCRETE PIPE, CLASS III	$95.00	$74,100.00	$190.00	$148,200.00
6030290	343.000	LINFT	30-INCH REINFORCED CONCRETE PIPE, CLASS III	$115.00	$39,445.00	$200.00	$68,600.00
6030350	560.000	LINFT	36-INCH REINFORCED CONCRETE PIPE, CLASS III	$125.00	$70,000.00	$280.00	$156,800.00
6031020	3.000	EACH	15-INCH PRECAST END SECTION	$1,000.00	$3,000.00	$1,350.00	$4,050.00
6031030	15.000	EACH	18-INCH PRECAST END SECTION	$1,250.00	$18,750.00	$1,400.00	$21,000.00
6031050	1.000	EACH	24-INCH PRECAST END SECTION	$1,500.00	$1,500.00	$1,500.00	$1,500.00
6031090	2.000	EACH	36-INCH PRECAST END SECTION	$1,750.00	$3,500.00	$2,150.00	$4,300.00
6042395	26.000	EACH	12-INCH METAL END SECTION	$450.00	$11,700.00	$500.00	$13,000.00
6080150	19.000	EACH	EMBANKMENT PROTECTOR, TYPE 5	$2,850.00	$54,150.00	$4,000.00	$76,000.00
6080170	7.000	EACH	EMBANKMENT PROTECTOR, TYPE 5-2G	$4,000.00	$28,000.00	$5,000.00	$35,000.00
6080230	85.000	EACH	ANCHOR ASSEMBLY (12-INCH)	$400.00	$34,000.00	$350.00	$29,750.00
6080350	970.000	LINFT	12-INCH DOWNDRAIN PIPE	$60.00	$58,200.00	$105.00	$101,850.00
6090290	1.000	EACH	CONNECT TO EXISTING MANHOLE	$1,800.00	$1,800.00	$5,000.00	$5,000.00
6090380	4.000	EACH	TYPE 1 MANHOLE (MODIFIED)	$5,000.00	$20,000.00	$6,250.00	$25,000.00
6090390	7.000	EACH	TYPE 2 MANHOLE (MODIFIED)	$6,000.00	$42,000.00	$8,000.00	$56,000.00
6090420	1.000	EACH	TYPE 4 MANHOLE (MODIFIED)	$13,000.00	$13,000.00	$14,000.00	$14,000.00
6091030	7,150.000	POUND	CASTINGS	$3.00	$21,450.00	$1.50	$10,725.00
6091040	28,938.000	POUND	STRUCTURAL STEEL GRATES	$2.80	$81,026.40	$3.00	$86,814.00
6091410	80.000	LINFT	ABANDON PIPE	$75.00	$6,000.00	$85.00	$6,800.00
6100050	101.000	SQYD	GEOTEXTILE (CLASS 1)	$10.00	$1,010.00	$15.00	$1,515.00
6100053	3,073.000	SQYD	GEOTEXTILE (CLASS 2)	$3.00	$9,219.00	$3.00	$9,219.00
6100170	1,096.000	CUYD	RIPRAP (CLASS 150)	$75.00	$82,200.00	$67.00	$73,432.00
6100190	38.000	CUYD	RIPRAP (CLASS 300)	$110.00	$4,180.00	$146.00	$5,548.00

AMERICAN OVERSIGHT

DocuSign Envelope ID: E02FB1E1-EA5E-4BDE-AAD6-6F057D46C096

Bid Tabulation

- June 29, 2018 -

Item No.	Quantity	Unit	Description	Engineer's Estimate		Las Vegas Paving Corporation	
				Unit Price	Amount	Unit Price	Amount
6100460	499.000	CUYD	RIPRAP BEDDING (CLASS 150)	$65.00	$32,435.00	$79.00	$39,421.00
6100470	14.000	CUYD	RIPRAP BEDDING (CLASS 300)	$120.00	$1,680.00	$360.00	$5,040.00
6130180	112.000	LINFT	CLASS A CONCRETE CURB (TYPE 2) (MODIFIED)	$40.00	$4,480.00	$18.85	$2,111.20
6130700	81.000	LINFT	CLASS A CONCRETE CURB AND GUTTER (TYPE 5) (MODIFIED)	$45.00	$3,645.00	$22.40	$1,814.40
6131100	13.500	SQYD	CLASS A CONCRETE SIDEWALK (4-INCH)	$110.00	$1,485.00	$13.50	$182.25
6161200	317.000	LINFT	72-INCH CHAIN-LINK FENCE	$40.00	$12,680.00	$47.00	$14,899.00
6180230	450.000	LINFT	CABLE BARRIER	$45.00	$20,250.00	$21.00	$9,450.00
6180240	1.000	EACH	CABLE BARRIER TERMINAL	$5,000.00	$5,000.00	$5,000.00	$5,000.00
6180250	24.000	LINFT	REMOVE AND RESET GUARDRAIL	$25.00	$600.00	$28.00	$672.00
6190210	13.000	EACH	GUIDE POSTS (FLEXIBLE)	$65.00	$845.00	$50.00	$650.00
6190260	1.000	EACH	OBJECT MARKERS, TYPE 2	$125.00	$125.00	$95.00	$95.00
6190280	48.000	EACH	OBJECT MARKERS, TYPE 3	$120.00	$5,760.00	$95.00	$4,560.00
6230201	10.000	EACH	ITS VAULT	$3,700.00	$37,000.00	$4,085.00	$40,850.00
6230225	24.000	EACH	NO. 3-1/2 PULL BOX	$550.00	$13,200.00	$731.00	$17,544.00
6230230	16.000	EACH	NO. 5 PULL BOX	$750.00	$12,000.00	$968.00	$15,488.00
6230232	3.000	EACH	NO. 5 PULL BOX, MODIFIED	$750.00	$2,250.00	$984.00	$2,952.00
6230235	6.000	EACH	NO. 7 PULL BOX	$1,300.00	$7,800.00	$1,183.00	$7,098.00
6230236	24.000	EACH	NO. 7 PULL BOX, MODIFIED	$1,500.00	$36,000.00	$1,290.00	$30,960.00
6230266	42.000	EACH	LUMINAIRE	$1,900.00	$79,800.00	$1,785.00	$74,970.00
6230268	1.000	EACH	LUMINAIRE, TYPE B	$750.00	$750.00	$807.00	$807.00
6230495	11.000	EACH	SIGN LIGHTING FIXTURE, INDUCTION (85 WATT)	$650.00	$7,150.00	$1,204.00	$13,244.00
6230635	1.000	EACH	STEEL POLE, TYPE 35	$14,000.00	$14,000.00	$12,148.00	$12,148.00
6230658	1.000	EACH	ITS POLE (80 FOOT)	$18,000.00	$18,000.00	$20,000.00	$20,000.00
6230670	7.000	EACH	HIGH MAST HEAD FRAME ASSEMBLY	$5,350.00	$37,450.00	$7,000.00	$49,000.00
6230775	18.000	EACH	LOOP DETECTOR	$1,000.00	$18,000.00	$548.00	$9,864.00
6230825	5.000	EACH	LOOP DETECTOR AMPLIFIER CHANNELS (NEW CABINET)	$350.00	$1,750.00	$194.00	$970.00
6230856	3.000	EACH	MODIFY DETECTOR	$1,600.00	$4,800.00	$591.00	$1,773.00
6230921	16.000	EACH	RADAR DETECTOR SYSTEM	$2,500.00	$40,000.00	$7,000.00	$112,000.00
6230965	1.000	EACH	TRAFFIC ACTUATED CONTROLLER, 170E	$3,000.00	$3,000.00	$3,118.00	$3,118.00
6231025	1.000	EACH	TYPE R CONTROLLER CABINET	$15,000.00	$15,000.00	$14,620.00	$14,620.00
6231061	8.000	EACH	COMMUNICATION CABINET	$10,000.00	$80,000.00	$4,515.00	$36,120.00
6231105	1.000	EACH	FLASHING BEACON CONTROLLER	$2,400.00	$2,400.00	$1,699.00	$1,699.00
6231205	1.000	EACH	MODIFY COMMUNICATION BUILDING	$25,000.00	$25,000.00	$2,150.00	$2,150.00
6231261	10.000	EACH	FIELD HARDENED ETHERNET SWITCH	$2,500.00	$25,000.00	$6,450.00	$64,500.00
6231262	2.000	EACH	VIDEO ENCODER	$1,750.00	$3,500.00	$1,613.00	$3,226.00
6231325	3.000	EACH	REMOVAL OF EXISTING TRAFFIC SIGNAL HEAD	$150.00	$450.00	$172.00	$516.00
6231375	13.000	EACH	REMOVAL OF POLE	$500.00	$6,500.00	$538.00	$6,994.00
6231435	1.000	EACH	REMOVE AND RESET CABINET	$5,000.00	$5,000.00	$2,043.00	$2,043.00
6231441	3.000	EACH	REMOVE AND RESET STEEL POLE	$2,500.00	$7,500.00	$6,343.00	$19,029.00
6231445	1.000	EACH	REMOVE AND RESET LIGHT POLE	$1,500.00	$1,500.00	$3,225.00	$3,225.00
6231450	1.000	EACH	REMOVE AND RESET VARIABLE MESSAGE SIGN	$15,000.00	$15,000.00	$10,535.00	$10,535.00
6231470	1.000	EACH	REMOVE AND RESET PULL BOX	$500.00	$500.00	$1,290.00	$1,290.00
6231525	1.000	EACH	REMOVE AND RESET EMERGENCY VEHICLE DETECTOR	$250.00	$250.00	$538.00	$538.00
6231620	3.000	EACH	UNDERGROUND ELECTRICAL SERVICE	$3,500.00	$10,500.00	$5,375.00	$16,125.00
6231635	5.000	EACH	MODIFY ELECTRICAL SERVICE	$500.00	$2,500.00	$145.00	$725.00
6231725	2.000	EACH	TRANSFORMER (7.5 KVA)	$8,200.00	$16,400.00	$4,838.00	$9,676.00
6231740	4.000	EACH	PREFORMED TRANSFORMER PAD	$1,000.00	$4,000.00	$1,097.00	$4,388.00
6231780	647.000	LINFT	1-INCH CONDUIT	$4.00	$2,588.00	$2.80	$1,811.60
6231790	37,363.000	LINFT	1 1/4-INCH CONDUIT	$4.75	$177,474.25	$4.84	$180,836.92
6231805	86.000	LINFT	2-INCH CONDUIT	$10.00	$860.00	$19.35	$1,664.10
6231820	31,190.000	LINFT	3-INCH CONDUIT	$13.00	$405,470.00	$12.09	$377,087.10
6231825	647.000	LINFT	3-INCH CONDUIT(METAL)	$40.00	$25,880.00	$32.25	$20,865.75
6231830	402.000	LINFT	4-INCH CONDUIT	$16.00	$6,432.00	$14.00	$5,628.00

AMERICAN OVERSIGHT

Approved for Release: 2020-06-15 C05001044

DocuSign Envelope ID: E02FB1E1-EA5E-4BDE-AAD6-6F057D46C096

Bid Tabulation

- June 29, 2018 -

Item No.	Quantity	Unit	Description	Engineer's Estimate		Las Vegas Paving Corporation	
				Unit Price	Amount	Unit Price	Amount
6231835	647.000	LINFT	4-INCH CONDUIT(METAL)	$55.00	$35,585.00	$44.00	$28,468.00
6231940	9,389.000	LINFT	NO. 3/0 CONDUCTOR	$5.00	$46,945.00	$3.85	$36,147.65
6231945	30,009.000	LINFT	NO. 2/0 CONDUCTOR	$4.00	$120,036.00	$3.27	$98,129.43
6231950	9,326.000	LINFT	NO. 1/0 CONDUCTOR	$3.00	$27,978.00	$2.77	$25,833.02
6231960	18,052.000	LINFT	NO. 2 CONDUCTOR	$2.00	$36,104.00	$2.06	$37,187.12
6231970	30,913.000	LINFT	NO. 4 CONDUCTOR	$1.75	$54,097.75	$1.54	$47,606.02
6231975	1,330.000	LINFT	NO. 6 CONDUCTOR	$1.00	$1,330.00	$1.40	$1,862.00
6231980	7,534.000	LINFT	NO. 8 CONDUCTOR	$1.00	$7,534.00	$0.91	$6,855.94
6231985	175.000	LINFT	NO. 10 CONDUCTOR	$1.00	$175.00	$0.76	$133.00
6232045	341.000	LINFT	5 CONDUCTOR NO. 14 CABLE	$5.00	$1,705.00	$2.02	$688.82
6232065	806.000	LINFT	15 CONDUCTOR NO. 12 CABLE	$12.00	$9,672.00	$2.26	$1,821.56
6232125	1,867.000	LINFT	6 PAIR CONDUCTOR NO. 22 CABLE	$1.75	$3,267.25	$1.45	$2,707.15
6232176	10,331.000	LINFT	SINGLE MODE FIBER OPTIC CABLE (72 FIBER)	$3.00	$30,993.00	$3.00	$30,993.00
6232179	8,752.000	LINFT	FIBER OPTIC BRANCH CABLE	$3.00	$26,256.00	$3.00	$26,256.00
6232185	416.000	LINFT	COMPOSITE CABLE	$10.00	$4,160.00	$5.59	$2,325.44
6232220	7.000	EACH	STEEL POST, 20-FOOT	$3,500.00	$24,500.00	$2,849.00	$19,943.00
6232225	8.000	EACH	STEEL POST, 30-FOOT	$2,600.00	$20,800.00	$2,956.00	$23,648.00
6232310	3.000	EACH	HIGH MAST STEEL POLE, 100-FOOT	$19,000.00	$57,000.00	$17,000.00	$51,000.00
6232315	4.000	EACH	HIGH MAST STEEL POLE, 120-FOOT	$20,000.00	$80,000.00	$22,000.00	$88,000.00
6232420	2.000	EACH	SIGNAL HEAD 1W1C, BRACKET	$1,500.00	$3,000.00	$672.00	$1,344.00
6232525	2.000	EACH	SIGNAL HEAD 1W2C, MAST ARM	$1,600.00	$3,200.00	$882.00	$1,764.00
6232645	3,047.000	LINFT	LEAD-IN CABLE FOR LOOP DETECTORS	$2.00	$6,094.00	$0.70	$2,132.90
6232670	278.000	LINFT	LUMINAIRE RETRIEVAL SYSTEM	$500.00	$139,000.00	$430.00	$119,540.00
6232675	9.000	SQFT	REMOVE TRAFFIC SIGNAL SIGNS	$8.50	$76.50	$108.00	$972.00
6232680	98.000	SQFT	TRAFFIC SIGNAL SIGNS	$50.00	$4,900.00	$34.40	$3,371.20
6232885	1.000	EACH	DYNAMIC MESSAGE SIGN (TYPE 1)	$80,000.00	$80,000.00	$86,000.00	$86,000.00
6232895	2,100.000	LINFT	DIRECTIONAL DRILLING	$65.00	$136,500.00	$56.00	$117,600.00
6232915	12.000	EACH	INTEGRATED FIBER OPTIC SPLICE/TERMINATION UNIT (UNDERGROUND)	$7,000.00	$84,000.00	$2,258.00	$27,096.00
6232950	1.000	EACH	CCTV LOWERING DEVICE (HIGH MAST)	$9,500.00	$9,500.00	$12,500.00	$12,500.00
6233030	2.000	EACH	CCTV CAMERA (PTZ)	$10,500.00	$21,000.00	$6,600.00	$13,200.00
6233035	4.000	EACH	CCTV CAMERA (DETECTABLE)	$7,000.00	$28,000.00	$7,600.00	$30,400.00
6233040	16.000	EACH	RECTANGULAR RAPID FLASHING BEACON	$1,000.00	$16,000.00	$860.00	$13,760.00
6233050	2.000	EACH	RECTANGULAR RAPID FLASHING BEACON CONTROLLER (TYPE 2)	$3,500.00	$7,000.00	$2,365.00	$4,730.00
6240130	1.000	FA	UNIFORMED TRAFFIC CONTROL OFFICER	$630,000.00	$630,000.00	$630,000.00	$630,000.00
6250490	1.000	LS	RENT TRAFFIC CONTROL DEVICES	$1,400,000.00	$1,400,000.00	$2,060,000.00	$2,060,000.00
6270022	1.000	EACH	PERMANENT OVERHEAD SIGN PANEL, RECONSTRUCT	$1,000.00	$1,000.00	$2,800.00	$2,800.00
6270110	1.000	LS	PERMANENT OVERHEAD SIGN SUPPORT STRUCTURES	$755,000.00	$755,000.00	$609,100.00	$609,100.00
6270130	5.000	EACH	PERMANENT OVERHEAD SIGN SUPPORT STRUCTURES, REMOVE	$6,000.00	$30,000.00	$7,247.00	$36,235.00
6270131	3.000	EACH	PERMANENT OVERHEAD SIGN SUPPORT STRUCTURES, RESET	$25,000.00	$75,000.00	$21,302.00	$63,906.00
6270150	2,768.030	SQFT	PERMANENT SIGN PANELS (OVERHEAD)	$25.00	$69,200.75	$32.50	$89,960.98
6270160	1,345.000	SQFT	PERMANENT SIGN PANELS (OVERHEAD) (REMOVE)	$6.00	$8,070.00	$3.60	$4,842.00
6270190	434.130	SQFT	PERMANENT SIGNS (GROUND MOUNTED) (METAL SUPPORTS)	$80.00	$34,730.40	$57.25	$24,853.94
6270200	102.000	SQFT	PERMANENT SIGNS (GROUND MOUNTED) (SPECIAL METAL SUPPORTS)	$90.00	$9,180.00	$120.00	$12,240.00
6270220	55.000	SQFT	PERMANENT SIGN PANELS (PANELS ONLY)	$40.00	$2,200.00	$33.50	$1,842.50
6270240	689.850	SQFT	PERMANENT SIGNS, REMOVE	$8.00	$5,518.80	$8.32	$5,739.55
6270250	55.690	SQFT	PERMANENT SIGNS, REMOVE (PANEL ONLY)	$10.00	$556.90	$2.22	$123.63
6270260	123.000	SQFT	PERMANENT SIGNS, RESET	$45.00	$5,535.00	$31.65	$3,892.95
6280120	1.000	LS	MOBILIZATION	$2,727,274.02	$2,727,274.02	$4,729,412.37	$4,729,412.37
6290100	450.000	DAY	TIME RELATED OVERHEAD	$5,000.00	$2,250,000.00	$1,825.00	$821,250.00
6321190	44,119.000	LINFT	POLYUREA PAVEMENT STRIPING (8-INCH SOLID WHITE)	$1.30	$57,354.70	$1.55	$68,384.45
6321210	5,395.000	LINFT	POLYUREA PAVEMENT STRIPING (12-INCH SOLID WHITE)	$1.75	$9,441.25	$2.32	$12,516.40
6321225	758.000	LINFT	POLYUREA PAVEMENT STRIPING (24-INCH SOLID WHITE)	$11.00	$8,338.00	$9.61	$7,284.38
6321262	1,954.000	SQFT	POLYUREA PAVEMENT STRIPING (VARIES)	$5.00	$9,770.00	$4.80	$9,379.20

AMERICAN OVERSIGHT

Bid Tabulation

- June 29, 2018 -

Item No.	Quantity	Unit	Description	Engineer's Estimate		Las Vegas Paving Corporation	
				Unit Price	Amount	Unit Price	Amount
6321270	5.900	MILE	POLYUREA PAVEMENT STRIPING (8-INCH SOLID YELLOW)	$6,500.00	$38,350.00	$8,200.00	$48,380.00
6330100	3,653.000	EACH	NON-REFLECTIVE PAVEMENT MARKERS	$2.50	$9,132.50	$2.90	$10,593.70
6330110	2,204.000	EACH	REFLECTIVE PAVEMENT MARKERS	$3.00	$6,612.00	$2.90	$6,391.60
6370110	1.000	LS	TEMPORARY POLLUTION CONTROL	$259,180.00	$259,180.00	$212,000.00	$212,000.00
6370220	110.000	ACRE	DUST PALLIATIVE	$1,000.00	$110,000.00	$806.00	$88,660.00
6410100	8.000	EACH	IMPACT ATTENUATOR	$25,000.00	$200,000.00	$23,800.00	$190,400.00
6500380	1.000	LS	GAS LINE MODIFICATIONS	$350,400.00	$350,400.00	$990,000.00	$990,000.00
			Totals:		**$49,130,545.11**		**$61,500,000.00**

AMERICAN OVERSIGHT

DocuSign Envelope ID: E02FB1E1-EA5E-4BDE-AAD6-6F057D46C096

Price Sensitivity

- June 29, 2018 -

Contract No.: 3724
Project No.: STBG-NHPP-095-2(064)
Project Id: 60801
County: Clark
Range: R38 $49,000,000.01 to $59,000,000.00
Working: 450

Engineer's Estimate	Las Vegas Paving Corporation	N/A	Diff. Between Low & 2nd	Diff Between EE & Low	Low Bid % of EE
$49,130,545.11	$61,500,000.00	$0.00	N/A	$12,369,454.89	125%

RE: Abid Sulahria
Designer: Dennis Faulkner

Item No.	Quantity	Description	Unit	Engineer's Est. Unit Price	Low Bid Unit Price	2nd Low Bid Unit Price	Qty Chg Req'd to Chg Bid Order	% Change in Qty Req'd	Low % of EE	Significantly Unbalanced	Quantity Check Comments
2000100	300.000	SURVEY CREW	HOUR	$225.00	$237.00	N/A	N/A	N/A	105%	No	Quantity OK, EE Price OK
2020270	93.000	REMOVAL OF PORTION OF REINFORCED CONCRETE BOX CULVERT	LINFT	$500.00	$1,650.00	N/A	N/A	N/A	330%	Yes	EE Price low, did not account for shoring
2020400	3,652.000	REMOVAL OF CONCRETE BARRIER RAIL	LINFT	$15.00	$12.00	N/A	N/A	N/A	80%	No	Quantity OK, EE Price OK
2020555	1.000	REMOVE SOUND BARRIER WALL	LS	$87,100.00	$38,000.00	N/A	N/A	N/A	44%	Yes	EE Price OK, verified by ICE
2020990	43,440.000	REMOVAL OF BITUMINOUS SURFACE (COLD MILLING)	SQYD	$1.50	$2.60	N/A	N/A	N/A	173%	Yes	Quantity OK, EE Price Low, $2.55
2030140	112,910.270	ROADWAY EXCAVATION	CUYD	$9.00	$26.25	N/A	N/A	N/A	292%	Yes	Quantity OK, but plans do not clearly show Road Ex to be disposed of. EE Price OK. Contractor added risk to use as borrow. Weighted average with borrow brings them within 60%
2030230	232,842.930	BORROW EMBANKMENT	CUYD	$7.00	$0.22	N/A	N/A	N/A	3%	Yes	Quantity OK, EE Price OK. Weighted average with Roadway Ex brings them within 60%
2030260	26,541.340	SELECTED BORROW EMBANKMENT	CUYD	$14.00	$18.50	N/A	N/A	N/A	132%	No	Quantity OK, EE Price low, $19
2030710	5,101.000	GEOMEMBRANE	SQYD	$6.00	$23.00	N/A	N/A	N/A	383%	Yes	Quantity OK, EE Price low. ICE re-evaluated $16
2030725	10,711.000	GEOFOAM	CUYD	$140.00	$170.00	N/A	N/A	N/A	121%	No	Quantity OK, EE Price low, ICE re-evaluated $192. Original price was material cost only
2060110	16,567.000	STRUCTURE EXCAVATION	CUYD	$17.00	$12.65	N/A	N/A	N/A	74%	Yes	Quantity OK, EE Price OK
2060130	7,056.000	STRUCTURE EXCAVATION (SPECIAL)	CUYD	$84.00	$12.00	N/A	N/A	N/A	14%	Yes	Quantity OK, EE price balances with Gas Line Modifications for Kern River
2070110	10,081.700	GRANULAR BACKFILL	CUYD	$23.00	$37.30	N/A	N/A	N/A	162%	Yes	Quantity OK, EE Price OK
2120045	60,878.100	PAINTING	SQYD	$6.00	$5.29	N/A	N/A	N/A	88%	No	Quantity OK, EE Price OK
2120940	128.000	IMAGE PANEL	SQYD	$2,600.00	$2,078.00	N/A	N/A	N/A	80%	No	Quantity OK, EE Price OK
3020130	39,938.000	TYPE 1 CLASS B AGGREGATE BASE	TON	$15.00	$17.60	N/A	N/A	N/A	117%	No	Quantity OK, EE Price OK
4020190	23,420.000	PLANTMIX SURFACING (TYPE 2C) (WET)	TON	$80.00	$80.00	N/A	N/A	N/A	100%	No	Quantity OK, EE Price OK
4030120	5,100.000	PLANTMIX OPEN-GRADED SURFACING (1/2-INCH) (WET)	TON	$100.00	$109.00	N/A	N/A	N/A	109%	No	Quantity OK, EE Price OK
4060120	60,600.000	PRIME COAT	SQYD	$1.00	$0.55	N/A	N/A	N/A	55%	Yes	Quantity OK, EE Price OK
4090240	9,200.000	PORTLAND CEMENT CONCRETE PAVEMENT (12-INCH)	SQYD	$65.00	$62.75	N/A	N/A	N/A	97%	No	Quantity OK, EE Price OK
5020140	7,999.000	PORTABLE PRECAST CONCRETE BARRIER RAIL	LINFT	$30.00	$51.75	N/A	N/A	N/A	173%	Yes	Quantity OK, EE Price low, $48
5020170	18,933.000	CONCRETE BARRIER RAIL (TYPE FA)	LINFT	$40.00	$43.00	N/A	N/A	N/A	108%	No	Quantity OK, EE Price OK
5020172	1,656.000	CONCRETE BARRIER RAIL (TYPE FA) (MODIFIED)	LINFT	$70.00	$52.00	N/A	N/A	N/A	74%	Yes	Quantity OK, EE Price OK
5020200	1,391.000	CONCRETE BARRIER RAIL (TYPE FB)	LINFT	$70.00	$55.00	N/A	N/A	N/A	79%	No	Quantity OK, EE Price OK
5020530	36.000	LAMINATED ELASTOMERIC BEARING PAD	EACH	$1,800.00	$1,582.00	N/A	N/A	N/A	88%	No	Quantity OK, EE Price OK
5020580	50.000	SLIDING BEARING	EACH	$4,500.00	$4,311.00	N/A	N/A	N/A	96%	No	Quantity OK, EE Price OK
5020670	17,319.000	GROOVE CONCRETE DECK SLAB	SQYD	$10.00	$10.65	N/A	N/A	N/A	107%	No	Quantity OK, EE Price OK
5020720	194.960	CLASS A CONCRETE (MINOR)	CUYD	$1,200.00	$2,400.00	N/A	N/A	N/A	200%	Yes	Quantity OK, EE Price OK
5020920	1,615.520	CLASS A CONCRETE, MODIFIED (MAJOR)	CUYD	$480.00	$435.00	N/A	N/A	N/A	91%	No	Quantity OK, EE Price OK
5020970	14,503.780	CLASS D CONCRETE, MODIFIED (MAJOR)	CUYD	$625.00	$1,000.00	N/A	N/A	N/A	160%	Yes	Quantity OK, EE Price low. ICE re-evaluated $800 after considering additional falsework needs and risk in aggresive schedule. Limited history for flyover bridge work and difficulty in estimating contractor resources and material availability. Phase 3A bid was $328 but a large portion was for constructing a regional flood RCB. Consider separate bid item for bridge concrete for future projects

AMERICAN OVERSIGHT

Approved Version
NV_DOT_20_0615_A_0001107

DocuSign Envelope ID: E02FB1E1-EA5E-4BDE-AAD6-6F057D46C096

Price Sensitivity

- June 29, 2018 -

5021000	5,266.000	CLASS E CONCRETE, MODIFIED (MAJOR)	CUYD	$510.00	$724.00	N/A	N/A	N/A	142%	No	Quantity OK, EE Price low. ICE re-evaluted $655 after considering markup, lost decking, and risk in aggressive schedule. Limited history for this type of work and difficulty in estimating contractor resources and material availability. Phase 3A bid was $511
5021080	76.000	HINGE RESTRAINER	EACH	$1,000.00	$1,491.00	N/A	N/A	N/A	149%	No	Quantity OK, EE Price OK
5021870	179.000	MODULAR EXPANSION JOINT SYSTEM	LINFT	$1,800.00	$2,487.00	N/A	N/A	N/A	138%	No	Quantity OK, EE Price OK
5021950	1,222.000	BRIDGE DECK CURING COMPOUND	GAL	$12.00	$54.33	N/A	N/A	N/A	453%	Yes	Quantity low, did not account for 2nd coat in new Specs. EE Price low
5030130	1.000	PRESTRESSING CAST-IN-PLACE CONCRETE	LS	$1,739,960.00	$2,410,200.00	N/A	N/A	N/A	139%	No	Quanitity OK, EE Price low. ICE re-evaluated $2.3M. Steel Escalation
5050100	5,137,542.000	REINFORCING STEEL	POUND	$0.80	$0.94	N/A	N/A	N/A	118%	No	Quantity OK, EE Price OK but volitile. ICE checked at advertise for $0.80, and again at bid opening for $0.91. Steel escalation and union labor cost increases
5060110	51,069.000	STRUCTURAL STEEL	POUND	$3.25	$9.00	N/A	N/A	N/A	277%	Yes	Quantity OK, EE Price OK. ICE re-checked at $3.60. Steel Escalation
5090160	1,522.000	DRILLED SHAFT FOUNDATION (48-INCH)	LINFT	$610.00	$728.00	N/A	N/A	N/A	119%	No	Quantity OK, EE Price OK. Steel Escalation
5090200	67.000	DRILLED SHAFT FOUNDATION (96-INCH)	LINFT	$2,000.00	$2,735.00	N/A	N/A	N/A	137%	No	Quantity OK, EE Price OK. Steel Escalation
5090210	607.000	DRILLED SHAFT FOUNDATION (108-INCH)	LINFT	$2,500.00	$2,943.00	N/A	N/A	N/A	118%	No	Quantity OK, EE Price OK. Steel Escalation
5090220	883.000	DRILLED SHAFT FOUNDATION (120-INCH)	LINFT	$3,000.00	$3,585.00	N/A	N/A	N/A	120%	No	Quantity OK, EE Price OK. Steel Escalation
6030140	540.000	15-INCH REINFORCED CONCRETE PIPE, CLASS III	LINFT	$90.00	$160.00	N/A	N/A	N/A	178%	Yes	Quantity OK, EE Price low, $110
6030170	1,702.000	18-INCH REINFORCED CONCRETE PIPE, CLASS III	LINFT	$90.00	$151.00	N/A	N/A	N/A	168%	Yes	Quantity OK, EE Price low, $98
6030230	780.000	24-INCH REINFORCED CONCRETE PIPE, CLASS III	LINFT	$95.00	$190.00	N/A	N/A	N/A	200%	Yes	Quantity OK, EE Price OK
6030290	343.000	30-INCH REINFORCED CONCRETE PIPE, CLASS III	LINFT	$115.00	$200.00	N/A	N/A	N/A	174%	Yes	Quantity OK, EE Price OK
6030350	560.000	36-INCH REINFORCED CONCRETE PIPE, CLASS III	LINFT	$125.00	$280.00	N/A	N/A	N/A	224%	Yes	Quantity OK, EE Price low, $140
6080150	19.000	EMBANKMENT PROTECTOR, TYPE 5	EACH	$2,850.00	$4,000.00	N/A	N/A	N/A	140%	No	Quantity OK, EE Price OK
6080350	970.000	12-INCH DOWNDRAIN PIPE	LINFT	$60.00	$105.00	N/A	N/A	N/A	175%	Yes	Quantity OK, EE Price low
6090390	7.000	TYPE 2 MANHOLE (MODIFIED)	EACH	$6,000.00	$8,000.00	N/A	N/A	N/A	133%	No	Quantity OK, EE Price OK
6091040	28,938.000	STRUCTURAL STEEL GRATES	POUND	$2.80	$3.00	N/A	N/A	N/A	107%	No	Quantity OK, EE Price OK
6100170	1,096.000	RIPRAP (CLASS 150)	CUYD	$75.00	$67.00	N/A	N/A	N/A	89%	No	Quantity OK, EE Price OK
6230266	42.000	LUMINAIRE	EACH	$1,900.00	$1,785.00	N/A	N/A	N/A	94%	No	Quantity OK, EE Price OK
6230921	16.000	RADAR DETECTOR SYSTEM	EACH	$2,500.00	$7,000.00	N/A	N/A	N/A	280%	Yes	Quantity OK, EE Price OK
6231061	8.000	COMMUNICATION CABINET	EACH	$10,000.00	$4,515.00	N/A	N/A	N/A	45%	Yes	Quantity OK, EE Price OK
6231261	10.000	FIELD HARDENED ETHERNET SWITCH	EACH	$2,500.00	$6,450.00	N/A	N/A	N/A	258%	Yes	Quantity OK, EE Price OK
6231790	37,363.000	1 1/4-INCH CONDUIT	LINFT	$4.75	$4.84	N/A	N/A	N/A	102%	No	Quantity OK, EE Price OK
6231820	31,190.000	3-INCH CONDUIT	LINFT	$13.00	$12.09	N/A	N/A	N/A	93%	No	Quantity OK, EE Price OK
6231945	30,009.000	NO. 2/0 CONDUCTOR	LINFT	$4.00	$3.27	N/A	N/A	N/A	82%	No	Quantity OK, EE Price OK
6231970	30,913.000	NO. 4 CONDUCTOR	LINFT	$1.75	$1.54	N/A	N/A	N/A	88%	No	Quantity OK, EE Price OK
6232310	3.000	HIGH MAST STEEL POLE, 100-FOOT	EACH	$19,000.00	$17,000.00	N/A	N/A	N/A	89%	No	Quantity OK, EE Price OK
6232315	4.000	HIGH MAST STEEL POLE, 120-FOOT	EACH	$20,000.00	$22,000.00	N/A	N/A	N/A	110%	No	Quantity OK, EE Price OK
6232670	278.000	LUMINAIRE RETRIEVAL SYSTEM	LINFT	$500.00	$430.00	N/A	N/A	N/A	86%	No	Quantity OK, EE Price OK
6232885	1.000	DYNAMIC MESSAGE SIGN (TYPE 1)	EACH	$80,000.00	$86,000.00	N/A	N/A	N/A	108%	No	Quantity OK, EE Price OK
6232895	2,100.000	DIRECTIONAL DRILLING	LINFT	$65.00	$56.00	N/A	N/A	N/A	86%	No	Quantity OK, EE Price OK
6232915	12.000	INTEGRATED FIBER OPTIC SPLICE/TERMINATION UNIT (UNDERGROUND)	EACH	$7,000.00	$2,258.00	N/A	N/A	N/A	32%	Yes	IPD Entry Typo. Should have been $1,750
6250490	1.000	RENT TRAFFIC CONTROL DEVICES	LS	$1,400,000.00	$2,060,000.00	N/A	N/A	N/A	147%	No	EE Price low, did not account for $250,000 TC Supervisor, or cost for PE designed and stamped plans.
6270110	1.000	PERMANENT OVERHEAD SIGN SUPPORT STRUCTURES	LS	$755,000.00	$609,100.00	N/A	N/A	N/A	81%	No	Quantity OK, EE Price OK
6270131	3.000	PERMANENT OVERHEAD SIGN SUPPORT STRUCTURES, RESET	EACH	$25,000.00	$21,302.00	N/A	N/A	N/A	85%	No	Quantity OK, EE Price OK
6270150	2,768.030	PERMANENT SIGN PANELS (OVERHEAD)	SQFT	$25.00	$32.50	N/A	N/A	N/A	130%	No	Quantity OK, EE Price OK

AMERICAN OVERSIGHT

Approved for Release: 2020-06-30 C06001148

Price Sensitivity

- June 29, 2018 -

6280120	1.000	MOBILIZATION	LS	$2,727,274.02	$4,729,412.37	N/A	N/A	N/A	173%	Yes	EE Standard 6%. Bid is 7.7% of total bid. Difficult mobilization for 2 flyovers around 4 quadrants of interchange
6290100	450.000	TIME RELATED OVERHEAD	DAY	$5,000.00	$1,825.00	N/A	N/A	N/A	37%	Yes	EE Price OK
6321190	44,119.000	POLYUREA PAVEMENT STRIPING (8-INCH SOLID WHITE)	LINFT	$1.30	$1.55	N/A	N/A	N/A	119%	No	Quantity OK, EE Price OK
6370110	1.000	TEMPORARY POLLUTION CONTROL	LS	$259,180.00	$212,000.00	N/A	N/A	N/A	82%	No	EE Price OK
6370220	110.000	DUST PALLIATIVE	ACRE	$1,000.00	$806.00	N/A	N/A	N/A	81%	No	Quantity OK, EE Price OK
6410100	8.000	IMPACT ATTENUATOR	EACH	$25,000.00	$23,800.00	N/A	N/A	N/A	95%	No	Quantity OK, EE Price OK
6500380	1.000	GAS LINE MODIFICATIONS	LS	$350,400.00	$990,000.00	N/A	N/A	N/A	283%	Yes	EE Price OK, balances with special structure excavation work for Kern River. Contractors had difficulty finding subs willing to bid.

Additional Comments:

AMERICAN OVERSIGHT

1263 South Stewart Street
Carson City, Nevada 89712
Phone: (775) 888-7440
Fax: (775) 888-7201

MEMORANDUM

August 3, 2018

TO: **Department of Transportation Board of Directors**
FROM: **Rudy Malfabon, Director**
SUBJECT: **August 13, 2018, Transportation Board of Directors Meeting**
Item #5: **Approval of Agreements Over $300,000 - For Possible Action**

Summary:

The purpose of this item is to provide the Board a list of agreements over $300,000 for discussion and approval following the process approved at the July 11, 2011 Transportation Board meeting. This list consists of any design build contracts and all agreements (and amendments) for non-construction matters, such as consultants, service providers, etc. that obligate total funds of over $300,000, during the period from June 13, 2018, through July 17, 2018.

Background:

The Department contracts for services relating to the development, construction, operation and maintenance of the State's multi-modal transportation system. The attached agreements constitute new agreements and amendments which take the total agreement above $300,000 during the period from June 13, 2018, through July 17, 2018.

Analysis:

These agreements have been prepared following the Code of Federal Regulations, Nevada Revised Statutes, Nevada Administrative Code, State Administrative Manual, and/or Department policies and procedures. They represent the necessary support services needed to deliver the State of Nevada's multi-modal transportation system.

List of Attachments:

A) State of Nevada Department of Transportation Agreements for Approval, June 13, 2018, through July 17, 2018

Recommendation for Board Action:

Approval of all agreements listed on Attachment A

Prepared by: Administrative Services Division

AMERICAN OVERSIGHT

NV DOT 20-06-15 A 000150

Attachment A

AMERICAN OVERSIGHT

State of Nevada Department of Transportation
Agreements for Approval
June 13, 2018 through July 17, 2018

Line No	Agreement No	Amend No	Contractor	Purpose	Fed	Original Agreement Amount	Amendment Amount	Payable Amount	Receivable Amount	Start Date	End Date	Amend Date	Agree Type	Dept. Division	Dir. Office	Notes
1	03614	02	KIMLEY-HORN & ASSOCIATES, INC	SAFETY MANAGEMENT PLANS	Y	665,000.00	687,240.54	1,352,240.54	-	8-Sep-2014	31-Aug-2018	14-Jun-2018	Service Provider	Safety	Sondra	AMD 2 06-14-18: INCREASE AUTHORITY BY $687,240.54 FROM $665,000.00 TO $1,352,240.54 DUE TO IDENTIFYING A NEED TO COMPLETE TWO (2) NEW SMPS. 1) SAHARA AVENUE FROM RAINBOW BOULEVARD TO I-15; AND 2) JONES BOULEVARD FROM SMOKE RANCH ROAD TO RANCHO DRIVE AND CHEYENNE AVENUE, FROM TORREY PINES DRIVE TO DECATUR BOULEVARD TO I-15. AMD 1 11-22-16: NO COST AMENDMENT TO EXTEND TERMINATION DATE FROM 12-31-16 TO 08-31-18 FOR CONTINUATION OF SERVICES. 09-08-14: PROVIDE SAFETY MANAGEMENT PLANS (SMP) FOR MULTIPLE LOCATIONS AROUND THE STATE FOR THE IMPLEMENTATION OF THE STATE HIGHWAY SAFETY IMPROVEMENT PLAN (HSIP). STATEWIDE. NV B/L#: NVF19911015458-R
2	24418		CDM SMITH	PIONEER PROGRAM & ALTERNATIVE PROJECT DELIVERY	N	709,804.00	-	709,804.00	-	13-Aug-2018	31-Dec-2019	-	Service Provider	Project Management	Cole	08-13-18: UPDATE THE DEPARTMENT'S PIONEER PROGRAM GUIDELINES AND PROJECT MANAGEMENT DIVISION'S POLICIES AND PROCEDURES IN ORDER TO ESTABLISH POLICIES AND PROCEDURES RELATED TO A STATE INFRASTRUCTURE BANK, LEGISLATIVE SUPPORT, AND SUPPORT PERTAINING TO UNSOLICITED PROPOSALS. RECENT LEGISLATION IMPLEMENTED NEW REGULATIONS ON PROJECT DELIVERY INCLUDING THE AUTHORITY TO SOLICIT FOR PUBLIC PRIVATE PARTNERSHIPS AND THE CREATION OF A STATE INFRASTRUCTURE BANK. GUIDELINES AND POLICY REGARDING THE LEGISLATION HAVE YET TO BE CREATED. THE PIONEER PROGRAM GUIDELINES, LAST UPDATED IN AUGUST 2013, HAVE SERVED AS THE BACKBONE OF ALTERNATIVE PROJECT DELIVERY AND HELPED THE DEPARTMENT SUCCESSFULLY DELIVER SEVERAL DESIGN-BUILD AND CONSTRUCTION MANAGER AT RISK (CMAR) PROJECTS. SINCE THE LAST UPDATE OF THE PIONEER PROGRAM GUIDELINES, THE INDUSTRY HAS EVOLVED, MAKING IT NECESSARY TO INCORPORATE NEW LEGISLATION, LESSONS LEARNED, PROCESS UPDATES, TRAINING, AND BEST INDUSTRY PRACTICES INTO THE GUIDELINES, STATEWIDE. NV B/L#: NVF19771008410-R PROPOSERS: CDM SMITH
3	24718 24818	00	ATKINS NORTH AMERICA, INC OVERLAND PACIFIC AND CUTLER, LLC	RIGHT-OF-WAY SUPPORT SERVICES	N	10,000,000.00	-	10,000,000.00	-	13-Aug-2018	30-Jun-2022	-	Service Provider	Right-of-Way	Cole	08-13-18: PROCURED UNDER RFP 024-18-030 TO SUPPORT THE RIGHT-OF-WAY DIVISION STAFF BY PROVIDING SURVEY SERVICES, LAND SURVEYING, TITLE RESEARCH, APPRAISAL, APPRAISAL REVIEW, ACQUISITION SUPPORT, RELOCATION SUPPORT, PROPERTY MANAGEMENT SUPPORT, UTILITY COORDINATION, LPA OVERSIGHT FOR ACQUISITIONS AND RELOCATIONS, TRAINING OF DEPARTMENT STAFF OR CONTRACTORS IN RIGHT-OF-WAY PROCESSES, AND OTHER SERVICES AS MAY BE REQUIRED TO SUPPORT THE RIGHT-OF-WAY DIVISION NEEDS ON AN AS-NEEDED BASIS, STATEWIDE. NV B/L# NVF19981347315 & NVFNV20181049073-R PROPOSERS: ACQUISITION SCIENCES, ATKINS NORTH AMERICA, INC., OVERLAND PACIFIC AND CUTLER, LLC, WOOD RODGERS, INC.
4	36218	00	HDR ENGINEERING, INC.	DESIGN AND CONSTRUCTION SUPPORT	Y	673,805.00	-	673,805.00	-	13-Aug-2018	30-Jun-2023	-	Service Provider	Project Management	Cole	08-13-18: DESIGN AND SUPPORT THE CONSTRUCTION OF THE SIGNALS, LIGHTING AND INTELLIGENT TRANSPORTATION SYSTEMS (SLI) AND PERMANENT SIGNING NECESSARY FOR THE US95NW CENTENNIAL BOWL PHASE 3D/E PROJECT. THIS WORK INCLUDES ADVANCING THE SLI AND PERMANENT SIGNING DESIGN. PERMANENT SIGNING ELEMENTS INCLUDED IN CONTRACT 3583 AND ADDRESSING SLI AND PERMANENT SIGNING ELEMENTS INCLUDED IN CONTRACT 3724, CLARK COUNTY. NV B/L#: NVF19851010291-S
5	61217	00	BOSCHUNG AMERICA, LLC	ROADSIDE WEATHER INFORMATION SYSTEM	N	500,000.00	-	500,000.00	-	03-May-2018	31-Jul-2020	-	Service Provider	District II	Tracy/Rick	05-03-18: PROVIDE SERVICE AND MAINTENANCE ON THE ROADSIDE WEATHER INFORMATION SYSTEM (RWIS) AND THE FIXED ANTI-ICING SPRAY SYSTEM (FAST) THROUGH PERFORMING FALL AND SPRING SWITCH-OVER INSPECTIONS, REMOTE TECHNICAL ASSISTANCE, EMERGENCY ON-SITE SERVICE CALL PROVISION, MATERIALS PROVISION, AND A YEARLY CERTIFICATION OPERATION TRAINING SESSION. THE FALL SWITCH-OVER FLUSHES THE SYSTEM FROM WATER TO ANTI-ICING CHEMICAL, TEST ALL VALVES, SPRAY UNITS AND DEVICES, AND UPDATES AND TESTS THE COMPUTER CONTROL SYSTEM. SPRING SWITCH-OVER FLUSHES THE SYSTEM WITH WATER, OPERATES ALL VALVES, SPRAY UNITS AND DEVICES, AND UPDATE AND TEST THE COMPUTER CONTROL SYSTEM, WASHOE COUNTY. NV B/L# NVF20181243482-S

AMERICAN OVERSIGHT

Line Item 1

AMERICAN OVERSIGHT

DocuSign Envelope ID: 68C4E48C-BA73-4B94-B331-4C38EB4481A5

STATE OF NEVADA
DEPARTMENT OF TRANSPORTATION

036-14-816AMD2
For Agreement Services Only

Request to Solicit Services and Budget Approval (2A)
Amendments for time extensions (time only) do not require a form 2a

Initial Budget Request x Request for Amendment #: 2 Agreement #: P036-14-816

If Amendment, name of Company: Kimley-Horn and Associates

Project ID #(s): 74173

Type of Services: to complete Safety Management Plans

Originated by: Lori Campbell Division: Safety Eng Date Originated: 5/30/2018

DS KM

Division Head/District Engineer: Ken Mammen

Budget Category #: 06 Object #: 814P Organization #: 816

Estimated Cost: $758,446.02 Type of Funding: Federal % of Fund: 95

Funding Notes: State Fiscal Year(s): 2018

increase funds in master agreement to coer Task orders 3&4 for additional SMPs in Clark County

Financial Management:

DocuSigned by:
Donna Spelts
8A78D93AD71E4F4...
Signature 6/4/2018 Date

Approval of this form by the Financial Management Division, Budget Section, provides funding authority for the services described. Actual availability of funds and the monitoring of actual expenditures must be determined by the Division Head.

Project Accounting:

DocuSigned by:
Norfa Lanuza
3BAB63AE020...
Signature 6/4/2018 Date

Director:

Requires Transportation Board Presentation

x Does not require Transportation Board presentation

DocuSigned by:
Rudy Malfabon
C4C7CE5CD58...
Signature 6/4/2018 Date

AMERICAN OVERSIGHT

DocuSign Envelope ID: 68C4E48C-BA73-4B94-B331-4C38EB4481A5

For Agreement Services Only
036-14-816AMD2

Attachments:

Budget by Organization Report (Report No. NBDM30) attached here:

If Amendment, attach original Agreement here:

Any additional information to attach: No

Purpose of, and Justification for, Budget Request:

increase funds in master agreement to cover task order #3&4

Scope of Services:

Safety Management Plans in Clark County on Sahara and Jones/Cheyenne

AMERICAN OVERSIGHT

1263 South Stewart Street
Carson City, Nevada 89712
Phone: (775) 888-7440
Fax: (775) 888-7201

MEMORANDUM

July 23, 2018

TO: Sondra Rosenberg, Assistant Director

FROM: Lori Campbell, Project Manager

SUBJECT: Negotiation Summary for P036-14-816, Amendment 2

A negotiation meeting was held via teleconference on April 2, 2018, with Kimley-Horn and Associates and Lori Campbell of the Nevada Department of Transportation (Traffic Safety Engineering) in attendance.

This duration of this agreement will be ending on 12/31/2019.

The scope of services that are to be provided by the SERVICE PROVIDER was reaffirmed by both parties at the outset.

The following schedule was agreed to by both parties:

Date	Task to be Completed
April, 2019	Safety Management Plans

Key personnel dedicated to this project are as follows:

Name	Title
Lindsay Saner	Kimley-Horn and Associates, Project Manager
Mike Colety	Kimley-Horn and Associates, Project Manager

There are no sub-consultants being utilized on this Project.

The DEPARTMENT's original estimate was $665,000

The SERVICE PROVIDER's original estimate was $665,000

The negotiations yielded the following:

- An increase in funds of $687,240.54 for Safety Management Plans to cover Task Order #3 (Sahara Ave) and Task Order #3 (Jones & Cheyenne) for a total agreement amount of $1,352,240.54.

Reviewed and Approved:

Assistant Director

AMERICAN OVERSIGHT

Attachment A
Scope of Services
Safety Management Plan

Task 1: Project Administration

1.1 Invoicing and Progress Reports – The SERVICE PROVIDER Project Manager (PM) will submit monthly progress reports with the monthly invoices to the NDOT Project Manager (PM).

1.2 Project Coordination – The SERVICE PROVIDER PM will be responsible for coordination with the NDOT PM and other project stakeholders, technical advisory committee members and all SERVICE PROVIDER's team members during the project.

1.3 Project Management – The SERVICE PROVIDER PM will be responsible for all project management duties and activities required for a successful completion of the project.

Deliverables:

- Progress reports, invoices and meeting minutes submitted each month.

Task 2: Existing Project Conditions

2.1 Analyze Safety Issues – Obtain the 5-year crash data for the identified corridor(s) and for the signalized intersections that will include crashes within 500 ft. on the cross streets at this intersections. Conduct an accuracy review of the crash data prior to the crash analysis. Conduct the crash analysis and prepare a crash summary. The crash analysis will focus on crash type, crash groupings and will provide a separate analysis for pedestrian, bicycle and transit bus related crashes. The SERVICE PROVIDER PM will request and evaluate crash narratives and witness reports for all pedestrian, bicycle and transit bus crashes. The crash summary will provide a basis for identifying safety issues in the corridor. Field reviews will be performed to verify all potential safety issues. A critical crash and safety issues location map will be prepared. Input on the corridor(s) safety issues will be solicited from the reporting agencies within their respective areas and Road Safety Audit (RSA) report.

2.2 Analyze Vehicle and Pedestrian Data – Vehicle and pedestrian movements and AADTs will be provided by the SERVICE PROVIDER PM at all of the intersections on the corridor (if not available from NDOT and local agencies).

2.3 Review Policies, Plans and Studies – Assemble all applicable policies, plans and studies that pertain to the identified corridor. A summary memo will be prepared after a review of all policies plans and studies related to the identified corridor. This will include any RSA that was conducted or is to be conducted on the corridor. A Geographic Information System (GIS) map will be prepared showing all of the plans and studies locations along the identified corridor.

2.4 Create GIS Maps of Existing ROW, Roadway Geometries and Traffic Control Devices – Maps will include existing right of way, lane configurations, driveways, on-street parking, location and connectivity of adjacent parking, existing bicycle facilities, bus stops, the pedestrian network in the corridor (including any accessibility issues for pedestrians), marked crosswalks and other traffic control devices.

2.5 Use the Highway Safety Manual (HSM) to analyze the corridor – Utilizing the data elements collected and analyze the corridor for mitigation plans and report the findings with the deliverables.

AMERICAN OVERSIGHT

2.6 Use the Interactive Highway Safety Design Model (IHSDM) to analyze the mitigation strategies – Utilizing the mitigation plans from 2.5, evaluate the corridor' options to obtain the best mitigation plan for the corridor.

Information Provided by Stakeholders:

- NDOT's SHSP
- NDOT's STIP
- NDOT's RSA, if indentified Corridor has had an RSA performed on it
- Southern Nevada (SNV) and/or Washoe County Regional Transportation Commission (RTC) Regional Transportation Plan (RTP) & Regional Transportation Improvement Plan (RTIP).
- SNV RTC's Bicycle and Pedestrian Plans, City/County Bicycle Plan and Pedestrian Safety Action Plan
- SNV and/or Washoe County RTC Transit System Analysis
- Master Plans from any City/County entity that has an indentified corridor(s) within its urban boundaries
- Crash Data for the indentified corridor(s)

Deliverables:

- Five year summary of all crashes in the corridor.
- Location aerial/GIS map of critical crashes and identified safety issues.
- Summary memo and GIS location map of all past safety related policies, plans and studies from stakeholders. This will consider future projects (NDOT, RTCs, Counties and Cities) along the corridor and all NDOT studies and data collection efforts.
- Aerial/GIS map series for existing right of way, roadway geometry and other features within the corridor.

Task 3: Develop and Evaluate Recommendations

3.1 Roadway and Traffic Improvements – Utilizing the crash summary and field reviews, identify and evaluate a series of short and long term improvements to address roadway and access safety issues on the identified corridor. This effort includes but not limited to the following:

- Field review of existing and/or proposed roadway, and access geometry in the corridor.
- Meetings with stakeholders that may include Law Enforcement, City representative, County representative, NDOT (staff from Safety Engineering, Traffic Operations, District, and Planning Division), RTC engineering/planning, and MPO to discuss safety improvements in the corridor.
- Improvements at intersections, along the corridor between intersections and any access management related improvements.
- Improvements will be shown on maps and the evaluation process will be documented in the final report.
- Improvements may include any identified improvements by the RTC, City, and County along the studied corridor.
- Proposed roadway and access improvements will be shown on maps and summarized in a Roadway and Access Management Needs report.

3.2 Pedestrian, Bicycle and ADA Improvements – Utilizing the crash summary and field reviews, identify and evaluate a series of short and long term improvements to address pedestrian, bicycle and ADA safety issues on the corridor. This effort includes but not limited to the following:

AMERICAN OVERSIGHT

- Field review of existing and proposed pedestrian, bicycle and ADA facilities in the corridor.
- Meetings with stakeholders that may include Law Enforcement, City representative, County representative, NDOT (staff from Safety Engineering, Traffic Operations, District, and Planning Bicycle and Pedestrian Program), RTC engineering/planning, and Metropolitan Planning organization (MPO) to discuss safety improvements in the corridor.
- Includes all existing and proposed pedestrian and bicycle facilities, pedestrian connectivity within the corridor.
- Includes any ADA accessibility issues and will be shown on maps.
- Proposed pedestrian, bicycle and ADA improvements will be shown on maps and summarized in a Pedestrian, Bicycle and ADA Needs report.

The pedestrian, bicycle and ADA evaluation process will be documented in the final report.

3.3 Transit Improvements - Utilizing the crash summary and field reviews, identify and evaluate a series of short and long term improvements to address transit safety issues on the corridor. This effort includes but not limited to the following:

- Field review of existing and future bus facilities in the corridor.
- Meetings with RTC Transit staff to discuss current and future transit needs in the corridor.
- Includes bus stop improvement needs, queue jump potential, transit signal priority potential and transit passenger connectivity.
- Proposed Transit improvements will be shown on maps and summarized in a Transit Needs report.

The transit improvement evaluation process will be documented in the final report.

Deliverables:
- Summary of proposed improvements

3.4 Prioritize Short and Long Term Improvements – All of the proposed improvements identified and evaluated in 3.1, 3.2 and 3.3 will be prioritized with input from NDOT and the stakeholders.

3.5 Right of Way (ROW) Requirements for Improvements – All of the proposed improvements will be evaluated to determine the need for right of way acquisition. This effort will include the following:

- Review of all proposed improvements (short and long term) and the potential ROW needs for each improvement.
- ROW requirements will be categorized by type of improvement.
- ROW requirements will show the approximate amount of ROW needed.
- ROW requirements will be shown on maps and summarized in a ROW Needs report.

3.6 Land Use Analysis – Conduct an inventory of land use within the studied corridor. This effort will be coordinated with the City, County, RTC, and MPO. This effort includes but not limited to the following:

- Field review of existing land use on both sides of the corridor.
- Identify existing vacant land and/or buildings.

AMERICAN OVERSIGHT

- Meetings with stakeholders that may include Law Enforcement, City representative, County representative, NDOT (staff from Safety Engineering, Traffic Operations, District, and Planning Division), RTC engineering/planning, and MPO to discuss and assess redevelopment potential within the corridor.
- Memo and maps documenting the existing and proposed land use of the corridor.

Deliverables:

- Corridor Needs Reports that identify a series of short and long range proposed improvements, along with location maps and the source for each improvement for the following categories:
    - Intersections
    - Corridor travel lanes
    - Access Management
    - Pedestrians, bicycles and ADA
    - Transit
- Prioritized list of all short and long range improvements from Sections 3.1, 3.2 and 3.3.
- ROW Needs Report and maps showing existing right of way and proposed right of way needs for improvements.
- Map of Land Use showing all vacant and/or currently unused parcels.
- Summary of proposed improvements.

Task 4: Public and Agency Involvement

4.1 Project Technical Advisory Committee (TAC) – Establish a project TAC that includes representatives from RTC, City, NDOT, MPO, Federal Highway Administration, Federal Transit Administration, Law Enforcement, and representative from Indian Reservations. The TAC will review the project study issues and results. The TAC will meet as needed during the study period. SERVICE PROVIDER will perform all logistics for the TAC, including meeting location, notices and updates to members, meeting documentation and follow-up. Meeting minutes will be developed and distributed by SERVICE PROVIDER for TAC comment after each meeting.

4.2 Public Information Meetings/Planning Workshops – Four public information meetings (open house/workshop format) will be held during the project time frame. In addition to these meetings up to six neighborhood meetings will be held with residents, business/property owners and community groups to address specific issues. These meetings will be coordinated with the NDOT Public Information Hearings Officer. SERVICE PROVIDER will perform all logistics for all meetings, including public noticing as per NDOT requirements, direct mail notices, media release development for NDOT distribution, securing meeting locations, meeting set-up and tear down, meeting handouts and displays, audio/visual needs, obtaining a court reporter, photography as needed, and a post-meeting report detailing the meeting.

4.3 Stakeholder Working Group – SERVICE PROVIDER will establish a stakeholder working group (SWG) comprised of business owners/stakeholders to serve as a sounding board for the potential impacts of proposed improvements. This group would meet regularly during the project. SERVICE PROVIDER will perform all logistics for the SWG, including meeting locations, notices and updates to members, meeting documentation and follow-up. Meeting minutes will be developed and distributed by SERVICE PROVIDER for SWG comment after each meeting.

4.4 Project Presentation – The SERVICE PROVIDER in coordination with NDOT PM will make presentations to the RTC Advisory Committee, City, County, and other entity (as required) to provide updates on the status of the project. The SERVICE PROVIDER will develop a PowerPoint presentation for use during the study, and will make various presentations specifically at the beginning and at the conclusion of the study during the course of the project.

AMERICAN OVERSIGHT

SERVICE PROVIDER will address and document all questions, concerns and input from the committee.

4.5 Project Information for the RTC Board of Commissioners and County Commissioners/City Council Meetings – SERVICE PROVIDER will provide information, as requested, for project status reports to the RTC Board of Commissioners and to the Reno City Council.

4.6 NDOT Web Page Project Updates – NDOT maintains project pages for all major projects under their jurisdiction. If required, a full project website is necessary. SERVICE PROVIDER will provide NDOT project information to be placed on their website and will provide information such as project description, photographs, maps, comment forms, project contacts and relevant news. This information will also include a one-page "fast facts" project fact sheet to provide basic information about study elements and schedule. SERVICE PROVIDER will update the fact sheet as deemed necessary.

4.7 PowerPoint Template – The SERVICE PROVIDER will develop and design a unique PowerPoint template for the study for use in all presentations, in order to help brand and uniquely identify the project to the public.

Deliverables:

- Meeting minutes will be prepared and distributed for all TAC and Stakeholder Work Group meetings. This will include list of attendees.
- Summary memos will be prepared for the RTC Advisory and Bicycle/Pedestrian Committee meetings. This will include a list of attendees.
- Summary memos will be prepared for the public information meetings and will include a list of attendees.
- Project status reports for presentation to the RTC Board of Commissioners and the Reno City Council.
- Project Web Page showing current project information.
- PowerPoint template for use in all presentations.

Task 5: Report Preparation

5.1 Prepare Draft Report - SERVICE PROVIDER will write the draft report that will be the basis for the Safety Management Plan. The report will include all identified safety issues and the agreed upon short and long range improvements to address the safety issues, and construction phases if required. The report will include all maps prepared during the course of the project, all right of way information (both existing and proposed) and the results of the economic analysis for redevelopment potential. The report appendices will include copies of the meeting minutes and summary memos. The draft report will undergo a QA/QC review prior to submittal to NDOT.

Deliverables: Draft Report including all pertinent documents.

5.2 Revised Report - Following the completion of the Draft Report, SERVICE PROVIDER will present the report to the NDOT PM. Following the review by the NDOT PM the draft report will be presented to the project TAC members, RTC, County, and/or City for their review. The revised report will undergo a QA/QC review prior to final submittal.

Deliverables: Revised Draft Report including all pertinent documents.

AMERICAN OVERSIGHT

5.3 Final Report Submission to NDOT - After all comments received from the NDOT PM, project TAC, RTC and County/City are duly addressed and incorporated into the report, SERVICE PROVIDER will resubmit the final report to the NDOT PM for final review and approval. The approved report including all pertinent documents will be wet stamped by the SERVICE PROVIDER PM (Professional Engineer).

Deliverables: Final Safety Management Plan report including all pertinent documents.

AMERICAN OVERSIGHT

Line Item 2

AMERICAN OVERSIGHT

244-18-015

Request to Solicit Services and Budget Approval (2A)
Amendments for time extensions (time only) do not require a form 2a

x Initial Budget Request Request for Amendment #: Agreement #:

If Amendment, name of Company:

Project ID #(s): TBD

Type of Services: Professional services to update the Department's Pioneer Program

Originated by: Nick Johnson Division: Project Mgmt Date Originated: 5/23/2018

DS NJ

Division Head/District Engineer: Nick Johnson

Budget Category #: 466006 Object #: 813D Organization #: C015

Estimated Cost: $800,000 Type of Funding: State % of Fund: 100

Funding Notes: State Fiscal Year(s): FY2019, FY2020

FY 2019 - $700K, FY -2020 - $100K

Financial Management:

DocuSigned by:
Donna Spelts
8A78D93AD71E444
Signature 5/29/2018
Date

Approval of this form by the Financial Management Division, Budget Section, provides funding authority for the services described. Actual availability of funds and the monitoring of actual expenditures must be determined by the Division Head.

Project Accounting:

DocuSigned by:
Norfa Lanuza
3BAB63AE02064DA
Signature 5/30/2018
Date

Director:

Requires Transportation Board Presentation

x Does not require Transportation Board presentation

DocuSigned by:
Rudy Mc[illegible]
C4C7CE5CD584445
Signature 5/30/2018
Date

AMERICAN OVERSIGHT

244-18-015

Attachments:

Budget by Organization Report (Report No. NBDM30) attached here:

If Amendment, attach original Agreement here:

Any additional information to attach: Yes

Purpose of, and Justification for, Budget Request:

** This 2A was originally assigned Agreement# 224-18-015**
The purpose of this effort is to update the Department's Pioneer Program Guidelines and Project Management Division's policies and procedures in order to establish policies and procedures related to a State Infrastructure Bank, legislative support, and support pertaining to unsolicited proposals. Recent Legislation implemented new regulations on project delivery including the authority to solicit for Public Private Partnerships and the creation of a State Infrastructure Bank. Guidelines and policy regarding the legislation have yet to be created. The Pioneer Program Guidelines, last updated in August 2013, have served as the backbone of alternative project delivery and helped the Department successfully deliver several Design-Build and Construction Manager at Risk (CMAR) projects. Since the last update of the Pioneer Program Guidelines, the Industry has evolved, making it necessary to incorporate new legislation, lessons learned, process updates, training, and best industry practice into the guidelines.

Scope of Services:

** This 2A was originally assigned Agreement# 224-18-015**

Please see attached scope of services

AMERICAN OVERSIGHT

1263 South Stewart Street
Carson City, Nevada 89712
Phone: (775) 888-7440
Fax: (775) 888-7201

MEMORANDUM

July 27, 2018

TO: Cole Mortensen, Assistant Director of Engineering

FROM: Nick Johnson, Chief Project Management DS NJ

SUBJECT: Negotiation Summary for RFP 244-18-015 Pioneer Program Update and Professional Services for Alternative Project and Program Delivery

---

Negotiation meetings were held at NDOT headquarters in Carson City between July 17th and July 23rd, 2018 with John Munoz and Jim Gallegos of CDM Smith and Nick Johnson, Pedro Rodriguez, Rick Splawinski, and Dale Keller of the Nevada Department of Transportation (DEPARTMENT) in attendance. In addition, numerous discussions on the scope and fee estimate for the Project were performed by email.

This duration of this agreement will be 1.5 years, ending on December 31, 2019.

The scope of services that are to be provided by the SERVICE PROVIDER was reaffirmed by both parties at the outset. Both parties agreed to the final attached scope of services.

The following schedule was agreed to by both parties:

Date	Task to be Completed
August 2018	Program Advisory Review Meeting
September 2018	High-Level Project Screening Report
October 2018	Project Evaluation Report Completion
November 2018	Final Recommendation
June 2019	Legislative Review for Pioneer Program Update

Key personnel dedicated to this project are as follows:

Name	Title
John Munoz	Project Manager
Jim Gallegos	Deputy PM
Meredith Benefield	Project Coordinator

AMERICAN OVERSIGHT

Sub-consultant information regarding Project Descriptions on active Agreements:

Sub-Consultant	Project Description	Agreement No.
Ernst & Young Infrastructure Advisors, LLC	NA	NA
CA Group, Inc.	SR160 PHASE 2	P294-11-015
CA Group, Inc.	ITS TM4	P112-17-016
CA Group, Inc.	NORTHERN NEVADA TRAFFIC STUDY	P133-12-015
CA Group, Inc.	I-515 CHARLESTON EA	P779-15-015
CA Group, Inc.	US-95NW PHASE 2B/5	P707-15-015
CA Group, Inc.	ITS, Signals and Lighting FY 17-18	P453-16-016
CA Group, Inc.	LPA RESIDENT ENGINEER FOR D2	P636-16-040
CA Group, Inc.	US 95NW PHASE 3C	P535-16-015
CA Group, Inc.	ON-CALL MAINTENANCE BETTERMENT	P252-17-050
CA Group, Inc.	I-15/TROPICANA EA	P192-17-015
CA Group, Inc.	US 95 2B/5 AND 3C	P215-17-040
CA Group, Inc.	NDOT ROADWAY ON-CALL	P394-17-010
CA Group, Inc.	NELLIS BLVD 3R	P079-17-010
CA Group, Inc.	I-80 CORRIDOR STUDY RENO/SPARKS	P007-18-015
CA Group, Inc.	I-80 KEYSTONE STATELINE, US-395 N.	P564-17-040
Avenue Consultants	USA Parkway Design-Build Project	P198-11-015
Avenue Consultants	Garnet Interchange Design-Build Project	P062-16-015
Avenue Consultants	Spaghetti Bowl Xpress Design-Build	P141-18-015
Avenue Consultants	I-80 Corridor Study	P007-18-015
Nossaman LLP	Project Neon	P014-13-015
Nossaman LLP	USA Parkway	P198-11-015
Nossaman LLP	Garnet Interchange	P062-16-015
Nossaman LLP	Reno Spaghetti Bowl – Environmental	P443-16-015

AMERICAN OVERSIGHT

NV DA 20-016 A 000167

The original estimate was $814,355.00 including 922 man-hours of work by the SERVICE PROVIDER, and direct expenses at $587,918.00 (including sub-consultant expenses).

The negotiations yielded the following:

1. There will be 922 total man-hours allotted to throughout the course of this agreement for an amount of $216,937.00.
2. The Parties agreed that it is difficult to estimate the level of consultant effort for this phase of the work. As such, as part of this approval, we request your approval to change the method of payment from "Cost plus Fixed Fee" to "Specific Rate of Compensation." With this method, the Department will not be responsible for payment of a "Fixed Fee" if the actual work performed by the consultant is less than anticipated.
4. The direct expenses agreed to total $492,867.00 for sub-consultants, reproduction, communication, travel and per diem. There will be no direct compensation for computer time.
5. The total negotiated cost for this agreement is $709,804.00.

Reviewed and Approved:

DocuSigned by:
Cole Mortensen 07/27/2018
Assistant Director

AMERICAN OVERSIGHT

Scope and Fee Proposal for

STATE OF NEVADA

State of Nevada Department of Transportation



244-18-015

Pioneer Program Manual Update and Professional Services for Alternative/Innovative Project and Program Delivery

Unsolicited Proposal Services and Pioneer Program Update/Legislative Review

July 25, 2018

CDM Smith

AMERICAN OVERSIGHT

TABLE OF CONTENTS

PROJECT DESCRIPTION **1**

SUMMARY OF WORK **1**

1 PROJECT ORGANIZATION AND MANAGEMENT **2**

1.1 Project Management 2

1.1.1 Project Management Plan 2

1.1.2 Unsolicited Proposal Program Advisory Committee (UPPAC) Meeting 2

1.1.3 Project Workshop 2

1.1.4 Kickoff Meeting and Project Status Meetings 3

1.1.5 Government Officials Meetings 3

1.2 Schedule 3

1.3 Progress Report 3

1.4 Quality Assurance and Quality Control (QA/QC) * 3

2 EVALUATION OF UNSOLICITED PROPOSALS **4**

2.1 Overview 4

2.2 Completeness Review 5

2.3 High Level Project Screening 5

The Service Provider will manage and conduct the High level Project Screening in accordance with the Pioneer Program Guidelines. 5

2.3.1 Review of the UP 5

2.3.2 High Level Project Screening Report 5

- Consistency with Statewide Transportation Plan and Need 5
- Network Continuity Considerations 5
- Constructability 5
- Congestion Relief Potential 5
- Potential Safety Impacts 5
- Social Impacts 5
- Environmental Impacts and Status 5
- Project Status 5
- Financial Feasibility 5
- Stakeholder and Citizenry Acceptability 5
- Impact on Other Projects 5
- Is the project sufficiently complex enough to benefit from transferring the risk through P3 delivery? 6
- Is the project consistent with FHWA and USDOT initiatives? 6
- Does P3 provide for project acceleration? 6

AMERICAN OVERSIGHT

- Does P3 provide for project efficiencies? and 6
- Is there a reasonable possibility of transferring risk? 6

2.4 Intergovernmental Review 6

2.5 Project Evaluation 6

2.5.1 Review of the UP 6
The Service Provider will conduct an in depth quantitative investigation of the UP, draft follow-up questions, further identify and refine risks and opportunities and support coordination efforts to facilitate the completion of the evaluation. The Service Provider will prepare templates, correspondence and documentation to facilitate the process. 6

2.5.2 Financial Model** 6
Service Provider will prepare a Preliminary Financial Analysis. This analysis will include developing ad hoc, quantitative sketch level models for financial benefit assessment to determine financial feasibility and to analyze project delivery alternatives. 6

2.5.2.1 Prepare an updated, detailed financial evaluation report based on the high-level project screening financial assessment report and additional findings as well as NDOT inputs/comments....7

2.5.3 Public Sector Comparator 7
The Service Provider will assist the Department in developing estimates of the timing and costs for delivery of the same project scope as the UP using a DB delivery approach 7

2.5.4 Shadow Bid 7
The Service Provider will prepare estimates of the expected timing and costs for delivery of the same project scope as the UP using a competitive procurement for P3 delivery approach. 7

2.5.5 Project Risks 7
The Service Provider will refine the risks, benefits and opportunities created during the High Level Project Screening process 7

2.5.6 Assumptions 7
To the extent not required in Appendix G, the Service Provider will develop a comprehensive list of assumptions about critical factors affecting the UP's success or failure 7

3 PIONEER PROGRAM UPDATES/ LEGISLATIVE REVIEW 8

AMERICAN OVERSIGHT

RFP 244-18-015

Pioneer Program Manual Update and
Professional Services for Alternative Innovative
Project and Program Delivery

Unsolicited Proposal Services and Pioneer Program Update/Legislative Review

July 25, 2018

AMERICAN OVERSIGHT

PROJECT DESCRIPTION

The Department has received interest in the submittal of an unsolicited proposal (UP) which will require an in-depth technical, financial, and legal review of the project and programmatic considerations, which may factor into the decision to advance a proposal through the procurement process. The UP will be evaluated in accordance with the Pioneer Program with deviations made to incorporate recent legislation and other updates to support decisions by the Department.

Recent legislation has resulted in new regulations on project delivery including the authority to solicit for Public Private Partnerships and the creation of a State Infrastructure Bank. The scope of work for this agreement shall also include researching and analyzing the new legislation and determining the need for new and necessary changes required to make Department manuals, processes, and policies current.

Based on the scope of work provided in RFP 244-18-015, It is anticipated that the full scope of work will be identified, negotiated, and executed through an amendment(s) to this agreement and scope of work. This first agreement is necessary to begin work immediately for time sensitive and critical items of work as outlined below.

SUMMARY OF WORK

Task 1: Project Organization and Management
Task 2: Evaluation of Unsolicited Proposal
Task 3: Pioneer Program Update/Legislative Review

AMERICAN OVERSIGHT

1 PROJECT ORGANIZATION AND MANAGEMENT

1.1 Project Management

This task will involve managing and coordinating the Project activities with Department staff, the attorney general's office, local and federal agencies, and industry partners as well as facilitating meetings and workshops, preparing presentations and exhibits and preparing meeting documentation.

It will also involve reporting progress, managing the schedule, coordination with sub consultants, and invoicing. *(assumes schedule of 4 months)*

1.1.1 Project Management Plan

The Service Provider will develop a Project Management Plan (PMP) in accordance with Department's Project Management Guidelines, that will establish the project goals, the team's mission, and the process and milestones to fit the Department's timeline for reviewing the Unsolicited Proposal (UP) and completing the work necessary to complete all tasks and achieve the Project goals. The PMP will include a detailed schedule of the review process, meetings with NDOT leadership and subject matter experts, workshops, and draft and final deliverables.

The draft PMP will be submitted to the Department for review within 21 days following Notice to Proceed and minor updates will be made when requested by the Department.

Should the UP reach the Project Evaluation level of review, the PMP will be re-evaluated and updated to include any additional information and detail as required by the Department.

1.1.2 Unsolicited Proposal Program Advisory Committee (UPPAC) Meeting

The Service Provider will attend a UPPAC Meeting to assist the Department's UP Program Manager with presenting the UP and facilitating the committee's evaluation and recommendation to the Program Director. The Service Provider will provide support for meeting organization, the presentation, evaluation criteria and meeting documentation as required.

1.1.3 Project Workshop

To evaluate the UP and associated risks and opportunities, the Service Provider will conduct a workshop during the Project Evaluation Phase of the Project. The workshop will include core project team members and key stakeholders as determined by the Department. The Service Provider will prepare an agenda and a draft risk/opportunity matrix and will develop a summary of the workshop and the results of the risk mitigation strategy discussions. The results of the workshop will be distributed to the participants.

AMERICAN OVERSIGHT

1.1.4 Kickoff Meeting and Project Status Meetings

To provide consistent communication and updates throughout the life of the project, a kickoff meeting will be held following the Notice to Proceed with the Service Provider's key staff and the Department and status meetings will be held between the Service Provider's PM and Deputy PM and the Department on a weekly basis. The Service Provider will prepare a draft agenda and will develop a summary of each meeting and distribute it to the meeting participants and the Project Team. Attendance by Service Provider key staff will be determined on a case-by-case basis and in-person attendance will be limited to "monthly" for Service Provider key staff residing outside of the Carson City area unless requested otherwise by the Department. Remote access will be provided for all required attendance at the Project Status Meetings.

1.1.5 Government Officials Meetings

Throughout the life of the project the Service Provider will be available to attend Transportation Board meetings, meet with federal, state and local agencies and brief elected officials on the project. It is assumed that up to ten (10) meetings or briefings will be required:

1.2 Schedule

The Service Provider will develop a flow chart of activities and a milestone schedule. The flow chart and schedule will provide the Department with a sequential scheme of events and dates to measure the project's progress. The Service Provider will update the schedule twice a month and submit to the Department for review at mid-month and as part of the Service Provider's monthly progress report to the Department.

1.3 Progress Report

Each month the Service Provider will provide a progress report along with the monthly invoice that detail the month's activities and reports any upcoming project milestones.

1.4 Quality Assurance and Quality Control (QA/QC) *

The Service Provider shall provide project management review for all deliverables. The Service Provider's QA/QC procedures shall be documented in the form of QA/QC Plan and submitted to the Department as part of the PMP for review.

Deliverables*

- Draft & Final PMP – including one major update upon approval of the UP to the Project Evaluation level
- Eighteen (18) Project Status Meetings agenda & summaries
- Original Schedule plus eight (8) Schedule updates
- Four (4) Monthly Progress Reports

AMERICAN OVERSIGHT

- Up to five (5) different power point presentations (briefings & workshops)
- Two (2) Risk Identification and Mitigation Matrices

Meetings/Travel*

- One (1) UPACC Meeting
- One (1) Project Evaluation (Risk) Workshop
- Eighteen (18) Bi-Weekly Project Status Meetings
- Ten (10) Government Officials* Travel included for key staff only as described in the Fee

2 EVALUATION OF UNSOLICITED PROPOSALS

2.1 Overview

The Service Provider will provide a variety of activities related to the support in the technical, legal and financial review, analysis, processing, acceptance, or rejection of any unsolicited proposal the Department may receive. The Service Provider will also work closely with the Attorney General's staff in order to ultimately obtain their approval. The Service Provider's tasks, activities, and deliverables are as follows:

- Deliver financial and technical opinions, white papers and presentations as requested regarding matters affecting or that could potentially affect the project;
- Provide continuing legal advice to the Department and the Attorney General's Office as requested from time to time on issues impacting the proposal and the evaluation;

The Service Provider will review UPs in accordance with the Pioneer Program Guidelines (Guidelines). The evaluation process will include reviews for completeness, technical, legal and financial opportunities, risks and concerns. The Service Provider will meet with the Department, affected agencies and Project Team members and committees to present findings and facilitate the evaluation and decision-making process.

The Service Provider will identify, prioritize, assign, and track technical, legal, and financial risks and opportunities, formulate clarification questions and risk mitigating solutions and prepare recommendations (White Papers) to establish formal recommendations with documentation to support the conclusions.

The Service Provider will develop and share presentations with leadership to illustrate the critical components, commitments, terms risks, and potential value of the UP with a summary of next steps along with target dates for their completion.

AMERICAN OVERSIGHT

2.2 Completeness Review

The Service Provider will assist the Department with conducting a review of the UP to determine whether the UP contains all of the required information to conduct a thorough review and evaluation of the UP and to verify that it meets statutory requirements.

2.3 High Level Project Screening

The Service Provider will manage and conduct the High level Project Screening in accordance with the Pioneer Program Guidelines.

2.3.1 Review of the UP

The Service Provider will review the UP based on the High Level Project Screening Criteria, draft follow-up questions, identify risks and opportunities and support coordination efforts to facilitate the completion of the high-level review. The Service Provider will develop templates, prepare recommendation letters, correspondence with Proposers and develop high-level decision-making tools to help facilitate the process.

2.3.2 High Level Project Screening Report

The Service Provider will draft a High Level Project Screening report and provide guidance and documentation to support the results of the High Level Project Screening. The High-Level Project Screening Report will include a preliminary analysis regarding the scope, commercial structure, technical attributes and viability of undertaking a project as a potential public-private partnership (P3). The High Level Project Screening Report will address the following Guidelines criteria:

- Consistency with Statewide Transportation Plan and Need
- Network Continuity Considerations
- Constructability
- Congestion Relief Potential
- Potential Safety Impacts
- Social Impacts
- Environmental Impacts and Status
- Project Status
- Financial Feasibility
- Stakeholder and Citizenry Acceptability
- Impact on Other Projects

In addition, to the extent possible the report will answer the following additional questions:

AMERICAN OVERSIGHT
NV-DA-20-0615-A-000177
Approval of Agreements Over $500,000
Page 28 of 94

- Is the project sufficiently complex enough to benefit from transferring the risk through P3 delivery?
- Is the project consistent with FHWA and USDOT initiatives?
- Does P3 provide for project acceleration?
- Does P3 provide for project efficiencies? and
- Is there a reasonable possibility of transferring risk?

The report will be developed in cooperation with the Department's Project Review Team and will include the identification of risks, benefits and opportunities and will include suggested clarification questions and conditions as well as a recommendation for approval or denial. The Report will be submitted to the Department's Project Manager.

2.4 Intergovernmental Review

If the High Level Project Screening results are favorable, the Service Provider will assist the Department with facilitating the review by each governmental entity that has jurisdiction over an area in which any part of the transportation facility included in the UP is located. The Service Provider will prepare a PowerPoint presentation and attend meetings between the Department, the FHWA and the affected local agencies to assist with responding to questions that may arise during the review process to allow the governmental entity to make a determination as to whether the facility is compatible with its local, regional or statewide transportation plan or program, in accordance with 4.4.5 of the Guidelines.

2.5 Project Evaluation

If the response from the Intergovernmental Review is favorable the Service Provider will assist with the Project Evaluation in accordance with 4.4.6 and Appendix G of the Guidelines. This more in-depth investigation of the High Level Project Screening criteria and additional question as listed in Section 2.3 above will include the following:

2.5.1 Review of the UP

The Service Provider will conduct an in depth quantitative investigation of the UP, draft follow-up questions, further identify and refine risks and opportunities and support coordination efforts to facilitate the completion of the evaluation. The Service Provider will prepare templates, correspondence and documentation to facilitate the process.

2.5.2 Financial Model**

Service Provider will prepare a Preliminary Financial Analysis. This analysis will include developing ad hoc, quantitative sketch level models for financial benefit assessment to determine financial feasibility and to analyze project delivery alternatives.

AMERICAN OVERSIGHT

2.5.2.1 Prepare an updated, detailed financial evaluation report based on the high-level project screening financial assessment report and additional findings as well as NDOT inputs/comments

2.5.3 Public Sector Comparator

The Service Provider will assist the Department in developing estimates of the timing and costs for delivery of the same project scope as the UP using a DB delivery approach.

2.5.4 Shadow Bid

The Service Provider will prepare estimates of the expected timing and costs for delivery of the same project scope as the UP using a competitive procurement for P3 delivery approach.

2.5.5 Project Risks

The Service Provider will refine the risks, benefits and opportunities created during the High Level Project Screening process.

2.5.6 Assumptions

To the extent not required in Appendix G, the Service Provider will develop a comprehensive list of assumptions about critical factors affecting the UP's success or failure.

The Service Provider, in cooperation with Department's Project Review Team will prepare and submit a Project Evaluation Report in accordance with the outline available in Appendix G and provide guidance and documentation to support the results of the report. The final report will include a summary of NDOT's preferred approach for the project including timeline for possible implementation.

Deliverables*

- Templates, documentation and Department correspondence to support the review process
- High Level Project Screening Report
- Project Evaluation Report
- UP Review & Comment Submittals

Meetings/Travel*

- Six (6) UP Internal CDMS Team Meetings. These will be strategic teleconference calls at key milestones

Assumptions:

- UP review cycle will involve no more than the major cycles of reviews, meetings and recommendations.

AMERICAN OVERSIGHT

- The Department will furnish timely financial and technical information and direction to allow completion of the evaluation process, specifically the information that is not otherwise required to be developed or provided by the Service Provider.

- All plan submittals to the Department will be electronic PDF

- The results of the High Level Project Screening may require a reevaluation of the scope and the estimated fees associated with the detailed quantitative delivery options analysis. Any changes resulting from this process shall be discussed with the Department and mutually agreed upon.

* Travel included for key staff only as described in the Fee
** The responsibilities under this contract do not include advising NDOT, or any municipal entity or other person or entity, regarding municipal financial products or the issuance of municipal securities, including advice with respect to the structure, timing, term, or other similar matters concerning such products or issuances, including derivatives, GICs, forward supply contracts for securities or plans to invest muni bond proceeds. The CONSULTANT and SUBCONSULTANTS are not serving as a "municipal advisor" for purposes of the registration requirements of Section 975 of the Dodd-Frank Wall Street Reform and Consumer Protection Act (2010) or the municipal advisor registration rules issued by the Securities and Exchange Commission, and do not owe a fiduciary duty pursuant to Section 15B of the Exchange Act to the Central San with respect to the information and material prepared pursuant to this contract.

3 PIONEER PROGRAM UPDATES/ LEGISLATIVE REVIEW

The service Provider will review the Pioneer Program Guidelines and related legislation for evaluating unsolicited proposals. The Service Provider will identify Pioneer Program updates for the UP evaluation and sole source negotiation process based in part on the evaluation process, lessons learned and best practices in the industry. The Service Provider will review BDR's that may directly or indirectly affect the Program and will provide input (support or opposition) to the ongoing legislative efforts as requested by the Department.

AMERICAN OVERSIGHT

Line Item 3

AMERICAN OVERSIGHT

STATE OF NEVADA
DEPARTMENT OF TRANSPORTATION

024-18-030
For Agreement Services Only

Request to Solicit Services and Budget Approval (2A)

Amendments for time extensions (time only) do not require a form 2a

x Initial Budget Request Request for Amendment #: Agreement #:

If Amendment, name of Company:

Project ID #(s): None

Type of Services: Consultant Right-of-Way Services

Originated by: Britt Tucker Division: Right-of-Way Date Originated: 01/30/2018

DS RB Division Head/District Engineer: Ruth Borrelli

Budget Category #: 06 Object #: 813W Organization #: C030

Estimated Cost: 10,000,000.00 Type of Funding: State % of Fund: 100

Funding Notes: State Fiscal Year(s): 18/19/20/21/22

10,000,000.00 over the next 4 years from execution of agreement. 813W is a new object code specifically for this work.

Financial Management:

DocuSigned by: Donna Spelts 8A78D93AD71F444... 02/05/2018

Signature Date

Approval of this form by the Financial Management Division, Budget Section, provides funding authority for the services described. Actual availability of funds and the monitoring of actual expenditures must be determined by the Division Head.

Project Accounting:

DocuSigned by: Norfa Lanuza 3BAB63AE02084DA... 02/06/2018

Signature Date

Director:

Requires Transportation Board Presentation

x Does not require Transportation Board presentation

DocuSigned by: Rudy Malfabon C4C7CE5CD584445... 02/06/2018

Signature Date

AMERICAN OVERSIGHT

STATE OF NEVADA
DEPARTMENT OF TRANSPORTATION

For Agreement Services Only
024-18-030

Attachments:

Budget by Organization Report (Report No. NBDM30) attached here:

If Amendment, attach original Agreement here:

Any additional information to attach: Yes

Purpose of, and Justification for, Budget Request:

See attached.

Scope of Services:

See attached.

AMERICAN OVERSIGHT

STATE OF NEVADA
DEPARTMENT OF TRANSPORTATION

For Agreement Services Only
024-18-030

Financial Management Comments:

This agreement is approved for 2.5 million for each year of FY19, FY20, FY21 & FY22. This agreement is not for state fiscal year 2018.

Project Accounting Comments:

.

Director Comments:

With staffing vacancies and the need to support project delivery, I support this. Be prepared to answer questions from the Board when it is agendized for Board approval. Consider drafting the agreement for two years with a two year option in the event of performance issues or the ability to handle work in-house based on which projects are being delivered (significant ROW support needed beyond NDOT capacity versus projects that can be handled by NDOT). - RM

AMERICAN OVERSIGHT

DocuSign Envelope ID: 9896F3B8-F883-47B8-B465-F0379BA4BD2D

STATE OF NEVADA
DEPARTMENT OF TRANSPORTATION

MEMORANDUM

August 1, 2018

TO: Cole Mortensen, Assistant Director-Engineering

FROM: Britt Tucker, R/W Staff Specialist/Project Manager

SUBJECT: Negotiation Summary for RFP P024-18-030, Agreement P247-18-030 Right-of-Way Support Services.

This RFP solicited up to three (3) firms to augment existing staff levels and provide right-of-way services throughout the state to meet project deadlines and workload. The two (2) firms selected to enter into negotiations are:

1. Atkins North America, Inc Agreement P247-18-030
2. Overland Pacific and Cutler, LLC Agreement P248-18-030

The negotiations for Agreement P247-18-030 with Atkins North America, Inc. were accomplished through e-mail and phone conversations on multiple dates. Terms and conditions were negotiated and put through draft review. Final Service Agreement execution is forthcoming.

The DBE goal for this agreement has been established at zero percent (0%).

The methods of payment for this RFP is Specific Rates of Compensation and are identified below. Due to the broad range of services identified in this RFP the Cost Per Unit method was also included as an option and will likely only be used for Appraisals and Appraisal Review Tasks for future project parcels.

Atkins requested annual cost of living increases commensurate with U.S. Bureau of Labor Statistics consumer price index for the greater Reno area as reported on June 30th.

The scope of services that are to be provided by the SERVICE PROVIDER was reaffirmed by both parties through the Service Agreement draft review. See Scope Attached.

Key personnel dedicated to this project for Atkins North America Inc. are as follows:

Atkins:	
Roger Phillipi, PE	Principle in Charge
Paul Saucedo	Project Manager
DeAnne Franklin, SRWA	Quality Assurance/Control
Alan Yoshida, SRWA	Utility Relocation Lead (North)
Heidi Dexheimer, PE, WRS	Utility Relocation Lead (South)
Eric Christianson, PLS	Survey Services Lead
Scott Krueger, MAI	Appraisal Manager (North)
Reese Perkins, MAI	Appraisal Manager (South)

As a result of RFP 024-18-030, two (2) Master Service Agreements shall be awarded with SERVICE PROVIDERs to perform the Scope of Services. All Master Service Agreement SERVICE PROVIDERs will be invited to submit a response to a Request for Approach (RFA) when each task is identified. RFAs will be evaluated and ranked by the DEPARTMENT's Project Manager, with final ranking approved by the Division Head. The top-ranked SERVICE PROVIDER will be awarded the Task Order. The total amount of Task Orders issued to all

AMERICAN OVERSIGHT

NV DA 20-016 A 000185

SERVICE PROVIDERs related to the Scope of Services under RFP 024-18-030 shall not exceed Ten Million and No/100 Dollars ($10,000.000.00). Specific Rates of Compensation has been selected as the method of payment, for which the consultant will be paid at an agreed and supported fixed hourly rate for each class of employee engaged directly in the work. The rates will per hour and include direct salary costs, indirect salary costs, other costs, and fixed fee. It is anticipated that each Task Order for appraisal and appraisal reviews will be negotiated as a Cost Per Unit.

Travel costs will be reimbursed at the current rates allotted to state employees. Travel costs will be reimbursed based on actual costs limited by Federal Travel Regulations (FTR) and the CONUS rate for Nevada. The FTR breaks down meals and incidental expenses at its website: www.gsa.gov/mie. The first and last travel days are calculated at seventy-five percent (75%). The lodging rate excludes taxes and fees. Taxes and fees are reimbursable. See this website for lodging in Nevada: http://www.gsa.gov/portal/category/100120. The SERVICE PROVIDER shall provide lodging receipts.

The overhead rate of 143.77% was provided by the Internal Audit Division for Atkins North America, Inc.

Reviewed and Approved:

DocuSigned by:
Cole Mortensen
5F9A0E81C54047A...

Assistant Director

AMERICAN OVERSIGHT

STATE OF NEVADA
DEPARTMENT OF TRANSPORTATION

MEMORANDUM

August 1, 2018

TO: Cole Mortensen, Assistant Director-Engineering

FROM: Britt Tucker, R/W Staff Specialist/Project Manager

SUBJECT: Negotiation Summary for RFP P024-18-030 Agreement P248-18-030 Right-of-Way Support Services.

This RFP solicited up to three (3) firms to augment existing staff levels and provide right-of-way services throughout the state to meet project deadlines and workload. The two (2) firms selected to enter into negotiations are:

1. Atkins North America, Inc Agreement P247-18-030
2. Overland Pacific and Cutler, LLC Agreement P248-18-030

The negotiations for Agreement P248-18-030 with OPC, LLC were accomplished through e-mail and phone conversations on multiple dates. Terms and conditions were negotiated and put through draft review. Final Service Agreement execution is forthcoming.

The DBE goal for this agreement has been established at zero percent (0%).

The methods of payment for this RFP is Specific Rates of Compensation and are identified below. Due to the broad range of services identified in this RFP the Cost Per Unit method was also included as an option and will likely only be used for Appraisals and Appraisal Review Tasks for future project parcels.

OPC, LLC requested annual cost of living increases commensurate with U.S. Bureau of Labor Statistics consumer price index for the greater Las Vegas area as reported on June 30th.

The scope of services that are to be provided by the SERVICE PROVIDER was reaffirmed by both parties through the Service Agreement draft review. See Scope Attached.

Key personnel dedicated to this project for OPC, LLC. are as follows:

<u>Overland Pacific & Cutler:</u>

Charles Grombacher, J.D.	Project/Program Manager
Todd Salvatore	Acquisitions Lead
Teresa Grombacher	Quality Assurance/Control
Mike Parker	Utility Manager
Karen Christie, RPM	Property Manager
Halana Salazar, PLS	Professional Land Surveyor
Glenn Anderson, MAI, SRA, AI-GRS	Appraisal Lead

As a result of RFP 024-18-030, two (2) Master Service Agreements shall be awarded with SERVICE PROVIDERs to perform the Scope of Services. All Master Service Agreement SERVICE PROVIDERs will be invited to submit a response to a Request for Approach (RFA) when each task is identified. RFAs will be evaluated and ranked by the DEPARTMENT's Project Manager, with final ranking approved by the Division Head. The top-ranked SERVICE PROVIDER will be awarded the Task Order. The total amount of Task Orders issued to all SERVICE PROVIDERs related to the Scope of Services under RFP 024-18-030 shall not exceed Ten Million and No/100 Dollars ($10,000.000.00). Specific Rates of Compensation has been

AMERICAN OVERSIGHT

selected as the method of payment, for which the consultant will be paid at an agreed and supported fixed hourly rate for each class of employee engaged directly in the work. The rates will per hour and include direct salary costs, indirect salary costs, other costs, and fixed fee. It is anticipated that each Task Order for appraisal and appraisal reviews will be negotiated as a Cost Per Unit.

Travel costs will be reimbursed at the current rates allotted to state employees. Travel costs will be reimbursed based on actual costs limited by Federal Travel Regulations (FTR) and the CONUS rate for Nevada. The FTR breaks down meals and incidental expenses at its website: www.gsa.gov/mie. The first and last travel days are calculated at seventy-five percent (75%). The lodging rate excludes taxes and fees. Taxes and fees are reimbursable. See this website for lodging in Nevada: http://www.gsa.gov/portal/category/100120. The SERVICE PROVIDER shall provide lodging receipts.

The overhead rate of 160.10% was provided by the Internal Audit Division for Overland Pacific & Cutler, LLC.

Reviewed and Approved:

DocuSigned by:
Cole Mortensen
5F9A0E81C54047A...
Assistant Director

AMERICAN OVERSIGHT

Attachment A
Scope of Services

Service Provider shall:

- Abide by all applicable laws, regulations, codes, and polices related to right-of-way services, including but not limited to 42 USC § 4601, et seq. and implemented through 49 CFR Part 24 (Uniform Relocation Assistance and Real Property Acquisition Policies Act of 1970), 23 CFR parts 645, 646 and 710, NAC and NRS, the Nevada Department of Transportation Right-of-Way Manual and Local Public Agency Manuals as applicable.
- Ensure continuity of personnel assigned and provide complete information transfer from any reassigned personnel.
- Assign personnel that have sufficient working knowledge of applicable CFR, NAC, NRS and industry standard practice related to right-of-way services.
- Support DEPARTMENT Right-of-Way Division staff by providing right-of-way survey services, land surveying, title research, appraisal, appraisal review, acquisition support, relocation support, property management support, utility coordination, LPA oversight for acquisitions and relocations, training of DEPARTMENT staff or contractors in DEPARTMENT right-of-way processes, and other services as may be required to support the DEPARTMENT's Right-of-Way Division needs on an as-needed basis.
- Demonstrate a working knowledge of the Uniform Relocation Assistance and Real Property Acquisition Policies Act of 1970 sufficient to effectively augment the DEPARTMENT's real property acquisition, relocation and real property management efforts.
- Report to the Chief Right-of-Way Agent or their assigned designee.
- Maintain individual diaries for all work performed on each project and/or task assigned.
- Maintain and provide a professional and positive working relationship with internal and external customers.
- Coordinate with the Right-of-Way Staff Specialists to create training programs, modules and materials covering State and Federal laws governing right-of-way activities, the history of the Division and the development of its policies/procedures for acquisitions/negotiations and relocation pertaining to businesses, residences, farms, non-profits and utilities, appraisal and appraisal review, property management and utility coordination.
- Training shall cover all aspects of right-of-way and DEPARTMENT's processes associated with that work based on Federal, State codes and laws as well as internal policies and procedures identified in the R/W Manual.
- Training shall follow all current federal and state laws and regulations governing the Right-of-Way profession as it relates to state and federally funded transportation projects.
- Training modules shall be in an electronic format (e.g. PowerPoint) capable of being edited for future expansion and use.
- All training modules shall be the property of the Right-of-Way Division and provided to the Staff Specialists for review and approval prior to finalizing its content.

AMERICAN OVERSIGHT

- Provide upon request onsite training, for DEPARTMENT staff, in Carson City and Las Vegas.

- Provide, upon request, onsite training throughout the state of Nevada for Local Public Agencies and maintain a record of the individuals that have been certified.

- Maintain and provide updates to all training materials as needed or upon request for the life of this Service Agreement.

- Provide reports of right-of-way survey services, appraisal, appraisal review, acquisition, utility coordination, condemnation coordination and training progress including schedule and budget data as applicable.

- Provide close coordination and regular interaction with DEPARTMENT Right-of-Way Agents, Supervisor, and Administration to ensure smooth operation of Right-of-Way processes.

- Coordinate and lead third party coordination meetings, prepare meeting minutes and document assigned tasks and action items.

- Coordinate with other DEPARTMENT staff and third parties related to right-of-way services as assigned.

- Conduct Meetings/Workshops as Required for Discussion of Right-of-Way Processes and Issues for the following:

  Appraisal
  Appraisal Review
  Fee acquisitions
  Permanent easements
  Temporary easements
  Tenant-owned improvements
  Permissions to construct
  Control of access
  Service point requirements
  Locked gates
  Entry permits
  Utility conflicts
  Utility relocations
  Relocation of displaced persons
  Quality Control – Staff Specialist workshop
  R/W Setting
  Property Management
  Agreement based land exchanges

- Coordinate Right-of-Way Setting Meetings and assist the design team by providing input and recommendations on right-of-way needs (i.e. location, limits, duration and purpose), and the types of rights to be acquired. The type and purpose of the rights to be acquired may include fee title, permanent easement, temporary/construction easement, replacement utility easements, permissions to construct and control of access. In addition, the Consultant right-of-way staff will assist with any right-of-way issues including but not limited to locked gates, service point locations and analyses of alternatives to avoid right-of-way (i.e. purchasing real property versus building retaining walls).

  Right-of-way meetings will include: A right-of-way needs assessment meeting; a pre-right-of-way setting, a final right-of-way setting and amended right-of-way setting meeting, as required. It is assumed that all of these meetings will be held at DEPARTMENT Headquarters in Carson City. The DEPARTMENT will determine appropriate attendance by DEPARTMENT and FHWA staff.

- Respond to property owners and to general public inquiries regarding right-of-way acquisition and

AMERICAN OVERSIGHT

relocation procedures under the Uniform and the DEPARTMENT's Right-of-Way Manual.

1.0 Utility Coordination:

Service Provider personnel shall:

1.1 Report to the Assistant Chief of Right-of-Way Utilities or their assigned designee.

1.2 Support DEPARTMENT staff in the identification, mitigation and resolution of utility conflicts on assigned projects.

1.3 Provide weekly report of design progress, utility design schedule and project utility budget.

1.4 Establish a Utility Conflict Matrix for each project that clearly identifies the conflicts based on the referenced design, potential resolutions, risks, costs, and important dates.

1.5 Provide close coordination and regular interaction with DEPARTMENT Right-of-Way Agents, Supervisor, and Administration to ensure smooth operation of Right-of-Way processes.

1.6 Coordinate and lead third party coordination meetings, prepare meeting minutes and document assigned tasks and action items.

1.7 Coordinate with third parties related to development of service points, utility access points and easement delineation requirements.

1.8 Provide coordination services for utilities. Services will include but are not limited to: identifying and acquiring necessary easements for construction, preparing and filing Public Utility Commission (PUC) Applications, obtaining necessary permits, coordinating with utility companies or entities, verifying prior rights status, identifying replacement easements when required and negotiating utility agreements.

1.9 Field Review: Conduct a thorough field review of the project to determine the extent and general location of all utilities within the R/W.

1.10 Contact Utility Companies: Contact each utility company in the area and within the region to solicit information about possible facilities within the project limits that may not be evident from existing plans, permits, records or field inspections. Submit letters to Utility Companies for DEPARTMENT's authorization to incur costs for preliminary engineering.

1.11 Coordination with DEPARTMENT Designers: Contact the DEPARTMENT's project design team and obtain preliminary plans and meet with each utility to identify and verify the general location and completeness of the current information. Obtain utilities as-built plans of facilities with the R/W and project area as well as any prior rights or easement documentation.

1.12 Identify Utilities for Encroachment Permits: Request permits, review and verify all utilities located pursuant to an encroachment permit.

1.13 Design/Utility Company Field Review: Schedule and conduct a field review with the DEPARTMENT's design team and all of the utility companies. This can be done with all of the utility companies in attendance or, as circumstances dictate, with individual companies.

1.14 Coordinate Relocation Plans/Estimates: Coordinate with the utility companies to ensure that all plans and relocation cost estimates are produced in a timely fashion to meet the project schedule.

1.15 Review of Prior Rights: Review and research the prior rights documentation provided by the utility companies to ensure the provisions of the NRS and Title 23 CFR Part 645 regulations are satisfied.

AMERICAN OVERSIGHT

1.16 Review Relocation Plans/Estimates: Once received, perform a detailed review of the utility companies' plans and cost estimates to ensure they comply with NRS, NAC and Title 23 CFR Part 645 regulations, with particular attention to betterment, depreciation and salvage credits.

1.17 Utility Relocation Agreements/Occupancy Documents: Draft the utility relocation agreements and occupancy documents and process the agreements for approval and signatures by the utility and the DEPARTMENT.

1.18 Coordination during Relocations: Coordinate with DEPARTMENT utility inspectors during the utility adjustments and relocations.

1.19 Sub-surface utility Engineering: Assist DEPARTMENT staff in determining the need for Subsurface Utility Engineering (SUE). Process Consultant agreements for SUE services.

Railroad Coordination/Relocation

1.20 Provide coordination services for railroad. Services will include but are not limited to: identifying and acquiring necessary easements for construction, preparing and filing Public Utility Commission (PUC) Applications, obtaining necessary permits, coordinating with utility companies or entities, verifying prior rights status, identifying replacement easements when required and negotiating utility agreements.

1.21 Identify Existing Railroad Right of Way: including location, leases, utilities and permittees on Railroad property. Research and review any existing Construction Maintenance Agreements between the DEPARTMENT and Railroad for Special Provisions and existing easements.

1.22 Identify Needs from Railroad: After design plans are available, meet with Railroad and determine the needs of the Railroad with respect to additional land, sight distances, clearances, maintenance and general requirements for a grade separation over the tracks.

1.23 Bridge Coordination: Provide close coordination with DEPARTMENT bridge designers and the Railroad plan review engineers, to ensure a free flow of plans, information and approvals.

1.24 Identify Railroad Needs: Insure provisions are made for any additional tracks, off track maintenance roads and space is provided for relocated railroad utilities in accordance with Title 23 CFR Part 646, Subpart B and the Nevada Public Utilities Commission.

1.25 Submit Plans to the Railroad: Formally submit plans to the Railroad with authorization to incur costs for plans and estimates.

1.26 Identify Relocation Impact/Costs: Determine if the Railroad has any obligation to move or change its facilities at its own expense or participate in a share of the costs for the project.

1.27 PUC Petition: Draft, coordinate and file petitions to the Public Utilities Commission and ensure that all required exhibits, plans and estimates are obtained and provided. Attend PUC hearings/public meetings if required. Obtain PUC approval and submit to the DEPARTMENT.

1.28 Coordinate Railroad Plans: Coordinate with the Railroad to ensure a timely flow of information and facilitate completion of their plans and estimates required for the Railroad accomplished work.

1.29 Check Railroad Plans: Check the Railroad plans and estimates when received for completeness and accuracy and submit to the DEPARTMENT for review and approval.

1.30 Railroad Agreement: Coordinate with Railroad regarding drafting of the agreement between the DEPARTMENT and Railroad and process it for review, approval and distribution accordingly.

1.31 Coordination with Utility Inspectors: Coordinate with DEPARTMENT utility inspectors during the

AMERICAN OVERSIGHT

railroad adjustment and relocation, and occupancy permits.

Training

1.32 Develop and provide Utility Coordination training to DEPARTMENT Right-of-Way personnel and/or DEPARTMENT contractors as requested.

2.0 Survey Services

Service Provider personnel shall:

General Tasks

2.1 Follow the regulations set forth in the Nevada Revised Statutes (NRS), Nevada Administrative Code (NAC), United States Code (USC) and the Code of Federal Regulations (CFR).

2.2 Strive for accuracy, visual clarity and sound land surveying practices while producing the mapping, legal descriptions, calculations and title research so they may be accepted in any court as professional work, if the situation arises.

2.3 Meet with RWSS Manager II, PLS, prior to beginning survey services activities to review standards and procedures, and to determine the approach to services/tasks.

2.4 Produce and/or maintain the mapping and documentation to show all right-of-way under the jurisdiction of the DEPARTMENT. Right-of-Way is held in various forms such as prescriptive right, permanent easement, license, lease, agreement, deed, fee, Federal Grant and/or Special Use Permit.

2.5 Create and maintain project binders in both hard copy and digital format for assigned projects, in accordance with the *Project Binder Template,* to be provided to the successful Proposer.

2.6 Maintain a project diary for each assigned project, including details of decisions as they are made, dates of task milestones, completions and submittals.

2.7 Attend project meetings as coordinated by DEPARTMENT Project Management.

2.8 Coordinate meetings, as needed, for project team and/or RWSS involvement.

2.9 Use field surveys and public records to determine the location of property boundaries, encumbrances and easements of record for the affected ownerships within project limits.

2.10 Use milepost-based numbering for the naming of DEPARTMENT parcels, utilizing route-type abbreviation, county abbreviation, route name, and milepost location (e.g. U-395-WA-012.345).

2.11 Use appropriate parcel name suffixes for non-fee and surplus parcels, such as “PE” for permanent easements, “TE” for temporary easements, “LE” for-lease parcels, and “LI” for license parcels.

2.12 Review and/or compile current R/W mapping and documents, contract plans, surplus property records, and public records.

2.13 Attend and participate in project R/W setting meetings.

2.14 Create parcel calculations and submit preliminary areas for acquisition parcels to DEPARTMENT Appraisal Section upon completion of R/W settings, consisting of a listing of assessor parcel numbers (APN's), assessor maps, and approximate parcel acquisition areas.

AMERICAN OVERSIGHT

2.15 Assemble packages for RWSS 3-way review. These packages will consist of checked real world parcel calculations with PLSS section tie and point of beginning, 10k calculations, legal descriptions, and R/W Plans with Property Schedule, or related mapping.

2.16 Provide all task and project-related files to RWSS, in digital format, upon completion of services being provided, including: dgn, alg., .pdf, Excel and Word files.

2.17 Provide all task and project-related files to RWSS, in hard-copy format, upon completion of services being provided. These include wet-stamped originals and all documents with original signatures or initials.

Survey

2.18 Coordinate survey activities with DEPARTMENT Location Division. Obtain the most recent survey data for the project, including from adjacent projects. Ensure project coordinates are compatible and in accordance with the latest edition of the *NDOT Special Instructions for Location Consultants.*

2.19 Prepare and submit requests for survey, upon RWSS Manager II, PLS review and approval, to the DEPARTMENT Location Division.

2.20 Coordinate with the Location Division to schedule work.

2.21 Include RWSS Management in the correspondence trail for all project and task related services.

2.22 Gather all available information from the public record, the DEPARTMENT's Location Division, and any other pertinent sources.

Title

2.23 Preliminary stages - capacity project: research the number of parcels potentially affected by the corridor alignment or alignments. County assessor land ownership names and addresses are forwarded to the Hearings Officer for use in coordinating public hearings.

2.24 After the R/W is set, determine which parcels need preliminary title reports for projects involving the acquisition of property rights.

2.25 A preliminary title report is valid only if it is less than six (6) months old from the date of issue, with the exception of the Las Vegas area.

2.26 A preliminary title report is only valid for the Las Vegas area if it is less than three (3) months old from the date of issue.

2.27 Preliminary title reports older than these dates will require title updates or requests for new preliminary title reports, if there is a substantial change in ownership, encumbrances, or both.

2.28 Prepare chain of title research, if necessary, including online database searches of county assessor and recorder websites, and site visits to research grantee/grantor indexes.

2.29 Save digital copies of all research, documents, maps, etc.

Calculations

2.30 Use the versions of MicroStation and InRoads currently used by the DEPARTMENT, using English units for all calculation reports.

AMERICAN OVERSIGHT

2.31 Use industry standards, the 'draft' *Calculations Standards* as detailed in *Appendix A* of the folder titled Handbook, (to be provided to the successful Proposer), and the *2009 BLM Manual of Surveying Instructions* as the basis for the creation of and format for all calculation reports.

2.32 Cite sources of information used, methodology and rationale on all calculation reports.

2.33 Check and initial or stamp all calculations reports to acknowledge review and acceptance.

2.34 Prepare a map to accompany all calculation reports showing the calculated points as they relate to the subject parcels/linework.

2.35 Complete section net and land boundary calculations will be produced to create a reliable PLSS-based grid to adequately describe and map property boundaries.

2.36 Use DEPARTMENT-generated centerlines, as provided by the DEPARTMENT Design or Location divisions.

2.37 Use a common header at the top of all calculation reports, describing the type of calculations, i.e. Section Net, Centerline, Previously Acquired R/W, Preliminary Total Property, Real World Total, Preliminary Acquisition, Real World Acquisition with Tie and Point of Beginning (POB), and 10k Acquisition with closure.

2.38 Use bold text for all newly created points and descriptions in Preliminary Calculation Reports.

2.39 Use two (2) decimal places for linear distances, as well as acreage and square footage in all calculation reports.

2.40 Prepare previously acquired R/W calculations.

2.41 Prepare preliminary parcel calculations. Preliminary calculation reports will have a preamble, when necessary, at the beginning or along the side of the report to describe what, why and how regarding the calculations.

2.42 Prepare real world calculations with parcel ties.

2.43 Prepare 10k calculations of real world calculations with closure.

2.44 Prepare 10k calculations of the Legal Description.

2.45 Create clearance calculations as evidence for R/W breaks.

2.46 Calculate parcel alignments in a clockwise direction.

Mapping

2.47 Produce CADD-generated R/W Plans for DEPARTMENT acquisition projects, and Sketch Maps for disposal, lease, or license of DEPARTMENT parcels.

2.48 Prepare CADD-generated R/W mapping utilizing the current version of MicroStation being used by DEPARTMENT.

2.49 Use the "Nevada DOT" tools created and maintained by the DEPARTMENT's CADD Support Division.

2.50 Base the line work for relevant boundaries off calculations using the version of InRoads currently

AMERICAN OVERSIGHT

in use by the DEPARTMENT.

2.51 R/W Plans are to be of a suitable scale, CADD-generated and sized to print on 11" x 17" paper.

2.52 Sketch Maps are to be of a suitable scale, CADD-generated and sized to print on 8 1/2" x 11" paper with a 1" margin on all sides.

2.53 Submit 30%, 60%, and 90% R/W Plans digitally to RWSS for review as they become available.

2.54 Submit one (1) complete PLS stamped hard copy and digital set of final R/W Plans to RWSS (including Property Schedule), along with final CADD MicroStation mapping files (dgn. format), the InRoads-based calculation reports with accompanying maps depicting points.

2.55 Coordinate map identification numbers with the RWSS Business Process Analyst for retention in the DEPARTMENT's IRWIN database. These numbers will be placed on each generated map.

2.56 Adhere to the following standards/formats for all R/W Plans as they pertain to the Cover Sheet, Legend Sheet (Symbology Sheet), Layout Sheet, Interior Sheets, and Property Schedule.

Legal Descriptions

2.57 Compose legal descriptions used in the preparation of legal documents for such purposes as appraisal, acquisition or condemnation of property, leasing, licensing, sale, relinquishment or abandonment of property held by the DEPARTMENT in the name of the State of Nevada.

2.58 Write the legal description in accordance with DEPARTMENT and industry standards so that the property may be located on the ground by any competent surveyor and is capable of withstanding a test in a court of law.

2.59 A description of land shall have a base of location by reference to: lines of the Public Land Survey System, recorded subdivision, adjoining lands of record, physical monuments, or any point or line which can be identified with relation to other records.

2.60 Create legal descriptions using Microsoft Word in digital format, scans of signed off/PLS stamped legal descriptions in Adobe pdf format.

2.61 Complete a legal description of each parcel for inclusion in a recordable grant or deed acceptable to the DEPARTMENT.

2.62 Prepare legal descriptions adhering to RWSS standards and formatting as defined in the RWSS SharePoint site under *Legal Description Format*.

Reviews

2.63 Perform internal reviews for cohesiveness and accuracy of the calculations, mapping and legal descriptions as produced, with evidence of the reviews shown with initials of the reviewers. The creator of a document shall not be its reviewer.

2.64 Submit items in progress or completed to RWSS management for review.

Submittals

2.65 Submit completed mapping and legal descriptions to DEPARTMENT R/W Acquisitions and Appraisal in accordance with the memos in the *Initial Submission Memos* folder.

2.66 Submit final mapping to the RWSS Business Process Analyst for retention in DEPARTMENT's

AMERICAN OVERSIGHT

IRWIN database.

Federal Lands:

2.67 Coordinate applications and highway easement deeds for highway rights-of-way and material sites from the Bureau of Land Management (BLM) or the U.S. Forest Service (USFS) through the R/W and Civil Rights Program Manager of the Federal Highway Administration, Nevada Division. The mapping that will be prepared to support such an application will be to the R/W Plan standards.

2.68 Certify, through R/W Management, the R/W which falls upon public lands once a *Letter of Consent* is issued by the BLM or USFS, and the R/W easement deeds are signed and recorded in the appropriate county recorder's office.

2.69 Utilize the processes as described in the current *Memorandum of Understanding and Operating Manual* for transactions dealing with the BLM.

Water Rights Applications:

2.70 Prepare all applications for water rights needed by the DEPARTMENT. The applications are prepared on a reproducible in accordance with the State Engineer's regulations and governing State statutes. The final product must be signed by a Nevada registered Water Rights Surveyor. DEPARTMENT's permanent reproducible is retained in the RWSS Section.

Lands Acquired Reports

2.71 Recorded documents are received by DEPARTMENT's R/W Management Analyst or the R/W Business Process Analyst after recordation of documents.

2.72 All land rights acquired are verified against the R/W Plans and recording data is added to the Property Schedules.

2.73 All mapping is updated to show all land rights disposed of, either by reference to the specific surplus or road transfer number, or by a revision to the CADD mapping, as applicable.

2.74 Property Schedules are updated to show the area and recording information for the disposed areas.

2.75 The R/W Verifications are updated to reflect acquisitions and disposals.

2.76 All mapping changes, including Property Schedules, are submitted to the RWSS Business Process Analyst for retention in DEPARTMENT's IRWIN database.

2.77 All hard copy revised R/W Plans, including Property Schedules, are placed in and indexed in the applicable Jumbo file folder and index. The Jumbo files are a set of drawers in which hard copy R/W Plans are retained, located near the RWSS offices.

Disposals/Surplus/Road Transfers

2.78 Prepare Sketch Maps, legal descriptions and detailed calculations needed to abandon, relinquish or sell parcels of surplus land or superseded portions of R/W.

2.79 Provide all property descriptions and maps necessary for the disposal of lands which the "Surplus Property Committee" has recommended for action to the Transportation Board of Directors. These may include, but are not limited to:

AMERICAN OVERSIGHT

2.80 Lands returned to original owner or holder of reversionary right.

2.81 Disposal as agreed upon by municipal or county governments and the DEPARTMENT.

2.82 Transfer or relinquishment to other State Departments or governmental agencies.

2.83 Sale at public auction or by sealed bid.

2.84 Negotiated sale or trade.

Resolutions of Relinquishment

2.85 The Transportation Board of Directors may relinquish to a city or county any highway R/W which has been superseded by relocation or been deleted from the State system by legislative enactment (NRS 408.527).

2.86 Prepare Resolutions Consenting to Land Transfer Agreements in accordance with the appropriate resolution templates and Track Changes function as found in the RWSS SharePoint site.

2.87 Prepare Resolutions of Relinquishment in accordance with the appropriate resolution template with Track Changes as found in the RWSS SharePoint site.

2.88 Follow the Surplus Property and Resolution checklists, to be provided to the successful Proposer.

Resolutions of Abandonment

2.89 Prepare Resolutions of Abandonment in accordance with the appropriate resolution template with Track Changes as found in the RWSS SharePoint site. This is for the DEPARTMENT to abandon highway R/W that was held by easement interest and has been superseded by relocation or is in excess of the DEPARTMENT's needs per NRS 408.523.

2.90 Follow the Surplus Property and Resolution checklists, to be provided to the successful Proposer.

Final Voucher – All projects are officially closed through the Final Voucher process which accounts for all property acquisitions and final R/W limits.

2.91 Research all the R/W Plans in RWSS and identify outstanding R/W transfers from the DEPARTMENT to Local Public Agencies or Utility Companies.

2.92 Inform R/W Acquisitions of the outstanding R/W transfers, so the projects can be Final Vouchered.

2.93 Identify which projects in RWSS are ready to be final vouchered and follow the Final Voucher Checklist, to be provided to the successful Proposer.

Checklists

2.94 Use appropriate checklists as found in the RWSS SharePoint site. Checklists exist for tasks including Surpluses, Resolutions, Lands Acquired Reports, Final Vouchers, R/W Verifications, leases and licenses, etc. All necessary checklists will be provided to the successful Proposer.

Training

2.95 Create training modules for RWSS staff related to topics such as property/land and title research, the PLSS, survey mathematics and calculations, laws related to land surveying, writing legal descriptions, and CADD.

AMERICAN OVERSIGHT

2.96 Provide training to RWSS staff related to topics such as property/land and title research, the PLSS, survey mathematics and calculations, laws related to land surveying, writing legal descriptions, and CADD.

RWSS Handbook – Coordinate and complete, or contribute to the completion of, the RWSS Handbook.

2.97 Assist in the digitizing of RWSS information, including the scanning of Surplus folders, Material Site folders, project files, and other hard copy RWSS documents.

2.98 Service Provider has the option, with RWSS consent, to embed a technician within RWSS for the sole purpose of performing the contracted duties of the Service Provider.

3.0 Appraisal

Service Provider personnel shall:

3.1 For each parcel (acquisition/disposal) to be valued for the DEPARTMENT:
Provide the DEPARTMENT with an appraisal report prepared by a DEPARTMENT approved appraiser.

3.2 Coordinate selection of qualified, Certified Appraisers who are licensed by the State of Nevada and approved by the DEPARTMENT's Right-of-Way Division. DEPARTMENT approval is required for each appraiser and each review appraiser the Service Provider plans to use for this project.

3.3 Prepare the appraisal in conformance with Law (including the Uniform Relocation Assistance and Real Property Acquisitions Policies Act of 1970, as amended), and in accordance with professional appraisal methods and applicable DEPARTMENT standards as described in the DEPARTMENT Right-of-Way Manual.

3.4 Establish personal pre-appraisal contact with each owner of record and each occupant lessee or tenant. Contact shall be in person and in writing. The written contact may be but is not limited to the mailing of an introductory letter. Offer each owner of record, party of interest and any occupants, tenants and lessees; or their designated representatives, in writing, via certified mail return receipt, the opportunity to accompany the appraiser on the appraiser's inspection of the parcel. The appraiser shall maintain a record of all such contacts. Said report shall be included with the appraisal in the acquisition file. If the appraiser is not able to contact the owner by certified mail the appraiser shall use other reasonable and necessary methods to contact that owner and document the methods used in that effort. If contact is not possible or the owner(s) decline to accompany the appraiser for the property inspection, the appraiser shall document these facts in his/her appraisal report.

3.5 Prepare an appraisal report (self-contained/comprehensive) for each parcel that:

- Complies with and includes all matters required by this agreement and the DEPARTMENT R/W related manuals; and other applicable guidelines.
- Satisfies the requirements of the Uniform Standards of Professional Appraisal Practices (USPAP) in effect at the time the appraisal is submitted.
- Includes all pertinent special analyses, studies, or reports, including but not limited to a Real and Personal Property Report.

3.6 For each parcel, provide the DEPARTMENT's R/W Division with copies of all written leases, licenses, and other occupancy agreements to identify lessees, licensees, and other occupants with potential compensable interests in each parcel to determine the value of each such interest.

AMERICAN OVERSIGHT

3.7 Submit timely written notification to the DEPARTMENT of any concerns that could require environmental remediation of or other special attention to R/W parcels and/or Additional Properties.

3.8 Update appraisals and appraisal reviews when required by the DEPARTMENT.

3.9 When requested by the DEPARTMENT, provide copies of appraisal file documents as may be needed to respond to discovery motions or requests for production.

Pre-Appraisal Activities

3.10 Obtain pertinent portions of articles of incorporation or partnership information on property owners from Secretary of State for current status and list of officers. Provide project Planning Notices and General Information Notices to property owners/tenants. Contact and meet with owners/tenants as necessary to obtain signed real property inventory lists and certification of ownership forms. Work with owners and tenants to identify tenant-owned improvements on applicable properties. Provide owner/tenant inventory list to the appraiser.

3.11 Prepare a preliminary scope of work for each parcel.

Appraisal Management

3.12 Analyze each acquisition parcel for project impacts, the larger parcel and partial vs. total take concepts, and access to the remainders in the after condition. Prepare detailed appraiser instructions including all DEPARTMENT requirements and any special instructions. Solicit bids from no less than three (3) approved appraisers and reviewers. Prepare six (6) letters with exhibits and preliminary parcel scopes. Mail letters to appraisers to obtain bids for appraisals on all parcels. Follow up with appraisers as needed. Prepare appraisal and appraisal review contracts after the bids are reviewed, the appraiser selections have been made, and certificates of insurance coverage are obtained. Meet with appraisers to discuss the project, appraisal issues and DEPARTMENT requirements, including inviting the Owner to accompany appraiser. Establish personal pre-appraisal contact with each owner of record and each occupant lessee or tenant. Contact shall be in person and in writing. The written contact may be but is not limited to the mailing of an introductory letter. Document all contacts using a form approved by the DEPARTMENT. Offer each owner of record, party of interest and any occupants, tenants and lessees or their designated representatives, in writing, via certified mail return receipt, the opportunity to accompany the appraiser on the appraiser's inspection of the parcel. The appraiser shall maintain a record of all such contacts. Said report shall be included with the appraisal in the acquisition file. If the appraiser is not able to contact the owner by certified mail the appraisal shall use other reasonable and necessary methods to contact that owner and document the methods used in that effort. If contact is not possible or the owner(s) decline to accompany the appraiser for the property inspection, the appraiser shall document these facts in his/her appraisal report.

3.12 Appraisal reports shall include, where applicable: cost to cure damages (even if planned to be cured under the contract by construction contract work), determination of retention values for improvements, contributory value of tenant-owned improvements and economic rent for properties that may be rented prior to clearance.

3.13 Obtain appraisal reports and check for compliance with the appraisal contract ensuring that reports meet requirements. Forward report to the review appraiser for formal reviews based on DEPARTMENT format. Submit approved review appraiser's reports and values to the DEPARTMENT for approval. Review invoices from the appraisers and submit for payment.

Appraisal Review

AMERICAN OVERSIGHT

3.14 Document all observed issues with the Appraiser's draft submittals and document Appraiser's response to communicated issues.

3.15 Perform Review Determinations, as necessary.

Training

3.16 Develop and provide Appraisal training to DEPARTMENT Right-of-Way personnel and/or DEPARTMENT contractors as requested.

4.0 Real Property Acquisition

Service Provider personnel shall:

4.1 Conduct all negotiations in accordance with the requirements of the DEPARTMENT Right-of-Way Manual, Nevada Revised Statutes, The Code of Federal regulations and the Uniform Relocations Assistance and Real Property Acquisitions Policies Act of 1970, as amended.

4.2 Provide qualified and experienced agents to work on acquisitions and negotiations

4.3 Identify lessees, licensees, occupants, or other parties with potential compensable interests and if appropriate after consultation with the DEPARTMENT and negotiate with such parties for the acquisition of their compensable interests. Provide timely response to the verbal or written inquiries of any property owner, lessee, licensee, occupant or other holder of a compensable interest, as applicable, not more than ten (10) working days after the inquiry.

4.4 Prepare a working file for each acquisition parcel following the procedures listed in the DEPARTMENT Right-of-Way Manual. Include a just compensation memorandum. Provide the DEPARTMENT's Right-of-Way Division with direct access to a maintained and regularly updated electronic file containing the Negotiator's Diary (Form 529) for each owner documenting each owner contact with the date, time, location, persons present, and subjects discussed during each contact.

4.5 Verify negotiation data by reviewing and verifying right of way engineering data, title, appraisal reports, deeds, legal descriptions, parcel maps and conducting field reviews. Identify all title exceptions and subordinate rights to be cleared and obtain necessary documents to clear these from title. Conduct field review of the acquisition.

4.6 Make initial contact with owners by telephone to gather pertinent data, lease facts, and information to complete an Ownership Occupancy form (Form 547).

4.7 Prepare acquisition packages in accordance with DEPARTMENT policies and procedures to include a Letter of Offer, Appraisal Summary Statement, Public Highway Agreement, Deed, FHWA's ACQUISITION Brochure Publication No. FHWA-HEP-05-030 and Title VI Questionnaire.

4.8 Submit the acquisition packages to the DEPARTMENT's Right-of-Way Division for preliminary review prior to contacting owners. Such packages shall be reviewed and returned to the Service Provider with comment or direction for corrections within ten (10) working days. The Service Provider shall make all recommended corrections and return the packages to the DEPARTMENT's Right-of-Way Division for final preliminary review prior to contacting the owners. This package shall include the Public Highway Agreement, Preliminary Title Report, Deeds, Legal Description, Appraisal Summary Statement, Negotiator's Diary, Title VI Questionnaire, R/W parcel maps, agent's business card, a copy of the Just Compensation Memo and Mutual Release forms when applicable.

4.9 Coordinate with the relocation agent so that concurrent acquisition and relocation activities can be

AMERICAN OVERSIGHT

completed in the manner required under the Uniform Act and to the protect the affected property owner and/or tenant.

4.10 Make every reasonable effort to meet with owners as soon as possible after receipt of acquisition approval from DEPARTMENT. Meet with owners in person to present the acquisition packages if possible. When owners reside outside the local area the initial offer may be made my U.S. Mail. In such cases the agent shall follow up within three (3) business days to ensure the owner understands the details of the project, its effect on the property, the amount of the offer and the owner's rights under the Uniform Act. Such contacts shall be clearly documented in the agent's parcel diary.

4.11 Provide an appraisal copy to the owner upon request. When tenant-owned improvements have been certified and released by owner and tenant, make offers to tenants for tenant-owned improvements including Offer Letter, Appraisal Summary Statement, Public Highway Agreement, Deed, and obtain and record a signed Mutual Release & Certification form.

4.12 Explain the acquisition process by answering questions, addressing concerns and problem solving through negotiations. Allow a reasonable amount of time (at least thirty (30) calendar days) for the owner/tenant to consider the offer with multiple contacts being made to answer questions, research issues and concerns, resolve differences and obtain DEPARTMENT input.

4.13 Open and coordinate the close of escrow with a title/escrow company for accepted offers. Inform DEPARTMENT with memo and attachments. Promptly prepare and transmit closing package to the DEPARTMENT Staff Specialist with a summary memo, request for payment and all appropriate documents and forms as outlined in the DEPARTMENT Right-of-Way Manual. Provide DEPARTMENT information for payment of escrow fees including an escrow invoice and supporting documentation. Meet owner/tenant onsite for a walk-through, obtain keys and take physical possession of property. Monitor closing of escrow to ensure timely payment to owners.

4.14 Advise the property owners and other holders of compensable interests or their representatives of the administrative settlement process for rejected offers. In all dealings with property owners and other holders of compensable interests, clearly represent and maintain that the DEPARTMENT has the ultimate decision authority regarding any settlement requests. Confer with and deliver to the project Right-of-Way Coordinator any settlement request from property owners, lessees, licensees, occupants, or other holders of any compensable interest, as applicable, including a detailed recommendation from the Service Provider. Assist with counter-offers as required and present them to the DEPARTMENT for consideration. Assist with the negotiation of administrative settlements and prepare settlement packages. Deliver the administrative settlement request and the Service Provider's recommendation to the DEPARTMENT within five (5) working days of receipt of the request. Remain open to all reasonable settlement requests (that comply with the regulations as outlined herein) from property owners that are feasible and help expedite the right-of-way acquisition process. Note that the DEPARTMENT encourages all positive and creative solutions that both satisfy the property owner and promote the success of the project.

4.15 Prepare and deliver documents of conveyance to the property owner, lessee, licensee, occupant, or other holder of any compensable interest, as applicable, and obtain their execution of the same. Obtain notarization of all signatures on documents to be recorded in accordance with Nevada Law. All owners of record need to sign the conveying document. If new parties of interest are discovered during negotiations or vesting is other than was indicated on the original documents, the acquisition file shall be revised to include all corrected grantors and all appropriate forms, deeds and other documents will be revised accordingly. Deliver the original recorded conveyance document or documents to the project Right-of-Way Coordinator.

4.16 Consult with DEPARTMENT's Attorneys as needed where agreements cannot be reached. Request the DEPARTMENT's Right-of-Way Division to convene a Condemnation Review Board meeting and prepare condemnation packages as required including Negotiator's Report (Form

AMERICAN OVERSIGHT

561). Provide complete condemnation packages to the DEPARTMENT's Right-of-Way Division no less than ten (10) working days prior to the Condemnation Review Board meeting. Prepare for and attend the Condemnation Review Board meeting to brief the DEPARTMENT on all conditions and progress of the acquisition. Prepare the Letter Rescinding Offer upon receipt of proper notice from the DEPARTMENT.

4.17 Prepare and deliver the Project Certification memo and checklist no later than sixty (60) calendar days prior to the project certification date.

4.18 Review right-of-way activities for entire project and specify locations and time frames on any concurrent work, construction contract work or any requirements to be included in the contract Special Provisions. Address all acquisitions, relocations and demolition activities.

4.19 Secure an Agreement for Construction Outside Right-of-Way for constructing drive way tie-ins, or other features that benefit the property owner, but which are not required for the project. A Right of Entry is only applicable and approved for use when these construction features can be eliminated from the project if permission to enter and construct is not granted by the property owner or his or her designated representative.

4.20 Complete and record all deeds necessary to transfer real property interests in replacement easements in accordance with DEPARTMENT guidelines. Review preliminary plans for all project phases to ensure that the proposed replacement easements will not be impacted in subsequent phases.

4.21 Provide oversight of Local Public Agency (LPA) projects for compliance with the following but not limited to: DEPARTMENT LPA Manual, Right-of-Way Manual, applicable CFR, NAC and NRS governing real property acquisitions for under the Uniform Act.

Training

4.22 Develop and provide Real Property Acquisition training to DEPARTMENT Right-of-Way personnel and/or DEPARTMENT contractors as requested.

5.0 Relocation, Residential and Non-residential

Service Provider personnel shall:

5.1 Prepare a relocation plan and deliver to the DEPARTMENT the written Relocation Plan which will contain the following elements:

- Introduction
- Relocation Plan requirements
- Identification of project impacts
- Parcel-by-parcel discussion

5.2 Plan shall consist of a breakdown of the needs assessment, a plan for implementing the relocation services, a timeline for completion of the relocations and a budget estimate for the cost of the relocations.

Residential

5.4 Estimate number of households to be displaced including information such as owner/tenant status, estimated value and rental rates of properties to be acquired, family characteristics, and special consideration of the impacts on minorities, the elderly, large families, and persons with disabilities when applicable.

- Identification of owner-occupants

AMERICAN OVERSIGHT

- Identification of tenant-occupied properties
- Description of improvements/household composition
- Principal planning concerns
- Solutions and mitigation measures
- Availability of replacement property

Non-Residential – Business

5.5 Plan will address the non-residential occupants and will recognize the problems associated with the displacement of businesses and develop solutions to minimize the adverse impact of displacement. Once identified, the affected owners and, if allowed, the businesses, will be interviewed to determine the following, if relevant:

- Identification data
- Description of business activity
- Principal planning concerns
- Number of employees;
- Current lease terms;
- Financial capacity;
- Time required to vacate;
- Ease/difficulty in locating a replacement site; and
- Consideration of any special relocation advisory services.

Respond to property owners and to general public inquiries regarding right-of-way acquisition and relocation procedures under the Uniform Act and the DEPARTMENT's Right-of-Way Manual.

Relocation Assistance Activities

5.6 As soon as feasible, provide relocation advisory services and written notices of relocation assistance in accordance with the Uniform Relocation Assistance and Real Property Acquisitions Act of 1970, as amended (Uniform Act) and DEPARTMENT's Policies and Procedures to potential owners, lessees, licensees, occupants and other holders of compensable interests and other potential displacees.

5.7 Conduct relocation interviews with potential displaces; discuss general eligibility requirements, programs and services, complete and maintain interview forms. Maintain a written daily diary as part of the record.

Residential Relocation

5.8 Deliver to the displacee a Notice of Relocation Eligibility, Ninety (90) Day Notice, Supplemental Housing Study and a Relocation Brochures. Conduct an initial interview in which moving options are explained for the project. The notice and the study must identify the location of the comparable property used to compute the Supplemental Housing Payment. When the parcel is acquired and if the displacee has not yet vacated the site, deliver a Thirty (30) Day Notice to the displacee. This notice may not be sent any earlier than sixty (60) calendar days from the date the initial ninety (90) calendar day notice was delivered. All notices need to be reflected in the agent's diary and copies retained in the relocation file.

5.9 The agent shall monitor the move. All moving expenses must be documented and approved by a qualified agent and by the DEPARTMENT's Right-of-Way Division. The maximum eligible amounts should be stated on the displacee's Notice of Eligibility.

AMERICAN OVERSIGHT

Non-residential Relocation

5.10 Business relocation advisory services will begin, if possible, at or before the underlying real property is appraised. This will allow sufficient lead time to identify problems unique to the business and allow Service Provider time to develop solutions to minimize the impact.

5.11 Deliver to the displacee a Notice of Relocation Eligibility, a Ninety (90) Day Notice, and a Relocation Brochures. Conduct an initial interview in which moving options are explained for the project. When the parcel is acquired and if the displacee has not yet vacated the site, deliver a Thirty (30) Day Notice to the displacee. This notice may not be sent any earlier than sixty (60) calendar days from the date the initial ninety (90) calendar day notice was delivered. All notices need to be reflected in the agent's diary and copies retained in the relocation file.

5.12 The agent shall monitor the move. All moving expenses must be documented and approved by a qualified agent and by the DEPARTMENT's Right-of-Way Division. The maximum eligible amounts should be stated on the displacee's Notice of Eligibility.

Billboard Relocation

5.13 Deliver to Displacee Notices of Relocation Eligibility, Ninety (90) Day Notice, Relocation Brochures and conduct an initial interview in which moving options are explained. Prepare and obtain relocatee's signature on an Inventory of Personal Property. Offer support in locating a replacement site and in obtaining required permits to relocate the billboard. Monitor the billboard removal and conduct a final inspection of the vacated and replacement sites. Prepare payment packages for the removal and re-construction of the billboard which shall include all eligible associated expenses.

5.14 When possible, relocate a billboard to remainder sites or comparable replacement sites within the City or County.

Storage Unit Tenant Relocation

5.15 Each occupant or entity leasing space and storing property is considered a separate displaced person under applicable law and, as such, is entitled to relocation assistance for the move of the property. Each occupant or entity can be offered a pre-established amount for moving the contents of their storage unit. The amount is based on the cubic volume of the unit. The move factors should include truck/equipment rental and compensation for time, packing, loading, transportation and unloading the property. Alternatively, each occupant can opt for a commercial move payment.

5.16 The Locker tenants are not entitled to search expenses, or any replacement rent differential entitlement. Each tenant should, however, receive advisory assistance services, which would include referrals to replacement facilities.

5.17 Provide relocation assistance to those parties affected by the right-of-way acquisition and complete necessary forms for all displacees, as required. Provide sufficient advisory assistance to those displaced as well as to those affected by the project in compliance with applicable regulations and DEPARTMENT policies and procedures.

5.18 Obtain approval from the DEPARTMENT's Right-of-Way Division of each agent who will actually work on the project. All agents must be fully qualified to perform the duties assigned and be pre-approved by the DEPARTMENT's Chief Right-of-Way Agent.

5.19 Provide written notice, of the pending acquisition, to any occupants believed to be ineligible for relocation assistance. Direct potential displacees to submit eligibility questions, in writing, to the Service Provider's Right-of-Way Coordinator. The Service Provider's Right-of-Way Coordinator

AMERICAN OVERSIGHT

will forward the questions to the DEPARTMENT's Supervisory Right-of-Way Agent for a recommendation to each question.

5.20 Locate, evaluate and maintain files on comparable available housing for residential properties and suitable replacement properties for businesses. Make this information available to displaced persons or persons not displaced but who are adjacent to or affected by the project.

5.21 Conduct field inspections of all displacement properties. Prepare an inventory of personal property for single family residence. Prepare an inventory for tenant-owned improvements for businesses. Obtain moving cost estimates and/or verification of actual costs incurred and assist with completing a moving expense claim.

5.22 Compute and submit claim requests for relocation payments, to include supplemental housing payments and rental housing payments, to the DEPARTMENT's Right-of-Way Division using a form approved by the DEPARTMENT. If applicable, obtain Right-of-Way Division approval of all relocation supplements prior to presenting relocation notices of eligibility or housing studies to the displaced person.

5.23 Perform a Decent, Safe and Sanitary (DS&S) inspection of the selected replacement residence using a form approved by the DEPARTMENT. No supplemental housing payments shall be released unless or until the replacement property has met the DS&S requirements, unless expressly and specifically approved by the DEPARTMENT.

5.24 Prior to obtaining moving bids, for both residential and nonresidential moves, the agent shall prepare a moving plan with appropriate photographs and an inventory of all personal property to be moved. This inventory should be prepared by the displacee, however if necessary, the inventory can be prepared by the agent. The agent and the displacee shall review the inventory to verify its accuracy. Once prepared, the inventory is to be provided to the moving companies (if applicable) to insure they will prepare consistent and comparable bids for the move and for all associated mechanical, electrical, plumbing and other reasonable and necessary expenses.

5.25 To relocate personal property from a residence, either owner or tenant occupied, the displacee may elect to do a commercial move, a self-move or a fixed residential move. To relocated personal property from a nonresidential property, the displacee may elect to do a commercial move or a self-move based on the lower of two (2) bids or supported by receipted bills. The agent shall coordinate moves with the displacees and moving companies in compliance with DEPARTMENT policies and procedures, and the Uniform Relocation Assistance and Real Property Acquisitions Act of 1970, as amended (Uniform Act).

5.26 Process and compute increased interest payments on the mortgage of an owner-occupied dwelling, if applicable. All residential supplemental payments, except moving expense payments, are to be made payable to the title company and applied to the purchase price of the replacement dwelling, for the benefit of the displacee.

5.27 Assist displacees in filing relocation appeals and provide the DEPARTMENT with documentation for any appeal received. Attend appeal hearings and provide information and documentation to the DEPARTMENT's Right-of-Way Division prior to and at the hearing (if applicable).

5.28 Maintain electronic relocation contact logs, aka the agent's Diary. When the Diary has been completed (after each relocation is complete) the agent shall provide the DEPARTMENT with the original signed and dated Diary.

5.29 Perform quality control activities for the relocation assistance activities.

5.30 Submit a Residential or a Nonresidential Relocation Closing Statement on forms approved by the

AMERICAN OVERSIGHT

DEPARTMENT upon verifying the displacee has relocated and has received payment of the final claim.

5.31 Assist the office of the Attorney General's (OAG's) with any eviction proceedings. Serve notice of eviction proceedings to the occupant(s) of a property who have not complied with move dates. Coordinate the eviction process with the local authorities and accompany the Sherriff's/Police Department when the local authorities are carrying out eviction.

Securing Vacant Properties:

5.32 After acquisition and relocation are complete coordinate with the DEPARTMENT's Staff Specialist, Property Management and the Assistant Chief Right-of-Way Agent, Acquisitions to secure the dwelling and/or other structures no later than twenty-four (24) hours after vacancy to protect the right-of-way. Property Management will assume the responsibility of managing the property in accordance with DEPARTMENT Policies and Procedures from the time escrow closes until the property is needed for construction.

Training

5.33 Develop and provide Relocation training to DEPARTMENT Right-of-Way personnel and/or DEPARTMENT contractors as requested.

6.0 Property Management

Service Provider personnel shall:

6.1 Interim property management shall consist of managing acquired properties in accordance with DEPARTMENT policies and procedures from the time escrow closes until they are needed for construction. Early property management activities include an initial inspection and assessment of the property, having utilities disconnected and removing the property from the tax rolls. Depending upon the property, it may also be necessary to contract and administer the securing of structures, installation of temporary fencing, rodent and pest control, weed abatement, roving security, and coordination with demolition activities. Frequent and ongoing inspections shall be required to ensure that the acquired properties are secured and comply with any city or county health or safety codes.

6.2 Property Security, Clearance and Demolition of Right-of-Way - After acquisition or possession of any parcel of right-of-way, secure and protect all buildings, improvements, and fixtures in the right-of-way until they are disposed of or demolished. Mow the grass board up and winterize the buildings as required by the DEPARTMENT or applicable law.

6.3 Salvage Rights - First rights to salvage fixtures within an improvement, that is purchased for the project, shall be retained by the DEPARTMENT. If items are to be salvaged by the DEPARTMENT, said salvage works shall be completed prior to the date the property is delivered to the Service Provider for demolition.

6.4 Personal Property - Coordinate with the owner and occupants to ensure the clearance of personal property from the right-of-way, as applicable. Provide written notification to the DEPARTMENT of any personal property that remains in the right-of-way after being vacated by the occupants. Advise displaced owner occupants, to obtain personal property insurance to be effective as of the date of closing until the date they vacate the property.

6.5 Pest Control - Provide for any insect and rodent control and initiate extermination as required to rid the right-of-way, as applicable, from infestations.

6.6 Utility Service - Terminate all utility service(s) when applicable.

AMERICAN OVERSIGHT

6.7 Demolition - Prior to any demolition activities, Service Provider shall check with the DEPARTMENT to confirm there is FHWA approval to clear the right-of-way. If utilities have not been disconnected, make requests of the respective utility companies to do so. Contact the appropriate Staff Specialist to arrange for an environmental inspection through the DEPARTMENT's Environmental Services Division. Once completed, send the DEPARTMENT's environmental inspection report and a letter of invitation to bid to companies listed on the DEPARTMENT's pre-qualified demolition list. Hold a pre-bid meeting. Sealed bids shall be opened, and all bids entered on bid log sheet. Verify that the contractor has a demolition license, is in good standing with the State Contractors Board and has proper insurance and workman's compensation coverage. Prepare a draft Clearance Contract between the DEPARTMENT and the contractor and provide the draft to the DEPARTMENT for approval. Upon approval of the draft, obtain demolition contractor's signature and forward the document to the DEPARTMENT for final execution. Once executed, provide the demolition contractor with a notice to proceed. Service Provider shall monitor and inspect the demolition work, review contractor invoices for completeness and accuracy and submit all invoices to the DEPARTMENT for direct payment.

6.8 Construction Clearance - Do not begin construction on any project until specifically approved by the DEPARTMENT. Verify all property rights for the project have been conveyed in favor of the DEPARTMENT by a Right of Occupancy Agreement, an Order for Immediate Occupancy or a Right of Entry Agreement.

6.9 Governmental Approvals - Secure required governmental approvals for demolition, and environmental surveys/tests; notify the DEPARTMENT in writing of all such activities.

6.10 Documentation - Prepare necessary documentation for disposal of improvements and fixtures in accordance with applicable laws and submit documentation to the DEPARTMENT.

6.11 Demolition/Removal Requirements - Process all required forms, documents and permit applications to proceed with the timely demolition and/or removal of any and all improvements and fixtures located within the right-of-way, as applicable.

6.12 Improvements - Document the disposal of improvements and fixtures in accordance with applicable laws and submit documentation to the Right-of-Way Project Coordinator.

6.13 DEPARTMENT Notification - Notify the DEPARTMENT upon completion of the demolition and clearance of the right-of-way, as applicable.

6.14 Parcel Files - Maintain file records of each parcel in accordance with applicable law. Each file shall include all documents required by the contract, FHWA, and/or the DEPARTMENT.

Training

6.15 Develop and provide Property Management training to DEPARTMENT Right-of-Way personnel and/or DEPARTMENT contractors as requested.

7.0 Outdoor Advertising Control

Service Provider personnel shall:

7.1 Inspect and report all Outdoor Advertising signs near DEPARTMENT right-of-way throughout the state to Headquarters Permit staff in accordance with the Right-of-Way Manual and applicable law.

7.2 Provide training to DEPARTMENT staff on the Outdoor Advertising Control procedures, laws and tools.

AMERICAN OVERSIGHT

8.0 Condemnation Coordination

Service Provider personnel shall:

8.1 Furnishes liaison assistance between Legal Services and the DEPARTMENT's multiple Divisions and outside counsel and consultants; contracts with Fee Appraisers and other expert witnesses; independently reviews the appraisal reports, title search and files of properties recommended for condemnation for completeness and accuracy; evaluates assembled data and prepares an analytical report for Legal Services; coordinates the preparation of all additional material and data required for court action such as exhibits, photographs, missing data, etc.; ensures that all original source data is returned to permanent files upon conclusion of court action; is currently a non-voting member of the Condemnation Review Board and attends project status meetings, Legal Services and other legal, and right-of-way staff meetings.

Training

8.2 Develop and provide Condemnation Coordination training to DEPARTMENT Right-of-Way personnel and/or DEPARTMENT contractors as requested.

AMERICAN OVERSIGHT

Line Item 4

AMERICAN OVERSIGHT

362-18-015

Request to Solicit Services and Budget Approval (2A)
Amendments for time extensions (time only) do not require a form 2a

x Initial Budget Request Request for Amendment #: Agreement #:

If Amendment, name of Company:

Project ID #(s): EA 73518

Type of Services: Engineering Services

Originated by: Jenica Keller Division: Project Mgmt Date Originated: 7/17/2018

DS NJ Division Head/District Engineer: Nick Johnson

Budget Category #: 06-BLDG LND IMP Object #: 814D Organization #: B015

Estimated Cost: $750,000 Type of Funding: Fed/State % of Fund: 95/5

Funding Notes: State Fiscal Year(s): 2019-2022

FY 2019: $250K; FY 2020: $250K; FY 2021: $150K; FY 2022: $100K. Federal portion is $712,500.

Financial Management:

DocuSigned by: Donna Spelts 8A78D93AD71E444 7/17/2018
Signature Date

Approval of this form by the Financial Management Division, Budget Section, provides funding authority for the services described. Actual availability of funds and the monitoring of actual expenditures must be determined by the Division Head.

Project Accounting:

DocuSigned by: Norfa Lanuza 3BAB63AE02064DA 7/17/2018
Signature Date

Director:

Requires Transportation Board Presentation

x Does not require Transportation Board presentation

DocuSigned by: Rudy Mazzola C4C7CE5CD584445 7/17/2018
Signature Date

AMERICAN OVERSIGHT

362-18-015

Attachments:

Budget by Organization Report (Report No. NBDM30) attached here:

If Amendment, attach original Agreement here:

Any additional information to attach: Yes

Purpose of, and Justification for, Budget Request:

The Department's Traffic Operations Division does not have the resources to meet the delivery schedule for the design of the Signals, Lighting and Intelligent Transportation Systems (SLI) of this major project.

Scope of Services:

The scope of services for this agreement includes preparation of the Signals, Lighting and Intelligent Transportation Systems (SLI) contract documents and construction support for Phase 3D.

Phase 3D consists of constructing the remaining portions of the Centennial Bowl Interchange and upgrading CC-215 to a 6-lane freeway.

AMERICAN OVERSIGHT

DocuSign Envelope ID: F2C0F4D6-B73C-4E15-ADBE-37C3E8A20B67

1263 South Stewart Street
Carson City, Nevada 89712
Phone: (775) 888-7321
Fax: (775) 888-7322

MEMORANDUM

Project Management

July 11, 2018

To: **Rudy Malfabon, P.E., Director**

From: **Nick Johnson, P.E., Chief Project Management** DS NJ

Subject: **Request for Sole Source for Professional Exemption**

Pursuant to NAC 333.150, the Project Management Division is requesting a sole source professional exemption to hire HDR Engineering, Inc. (HDR) to perform the design and support the construction of the Signals, Lighting and Intelligent Transportation Systems (SLI) necessary for the US95NW Centennial Bowl, Phase 3D/E Project.

The scope of services for this project includes providing the design, cost estimates, notes to specifications as well as bidding and construction support for the SLI for this Project.

This request is made based on the following statute:

1. **NAC 333.150 Requirements for contract for services of independent contractor;** competitive selection; request for proposals; effective date. **(**NRS 333.130**,** 333.135**)**

2. Such a contract which by its nature is not adapted to be awarded by competitive selection, including, without limitation, a contract for:
    a. Services which may only be contracted from a sole source as determined by the Administrator;
    b. Professional services, including, without limitation, a contract for the services of:
        1) An expert witness;
        2) A professional engineer;
        3) A registered architect;
        4) An attorney;
        5) An accountant; or
        6) Any other professional, if the services of that professional are not adapted to competitive selection as determined by the Administrator; or
    c. Services necessitated by an emergency affecting the national defense or an emergency caused by an act of God or any other unforeseeable circumstances, as determined by the Administrator.

HDR was selected and awarded the contract to provide structural design services, traffic engineering analysis and public information support for the US95NW Centennial Bowl Project based upon previous experience, expertise, and qualifications of the key personnel, all of whom have worked on other Department projects.

The rationale for requesting the sole source professional exemption is as follows:

AMERICAN OVERSIGHT

1) The Department performed a competitive procurement and selected HDR based largely upon previous experience, expertise, and qualifications of the key personnel proposed for the scope of work and their ability to work as a team.
2) HDR has been working on this project for the past 8 years and is the most familiar with the Project, including traffic patterns and SLI needs. Costs associated with familiarizing new personnel with the project would represent a significant budget, in addition to frequent coordination with previous and ongoing HDR activities.
3) The Department's Traffic Operations Division does not have the resources to meet the delivery schedule of this major project. The Intermediate Submittal is in October, and initiating a new competitive procurement will cause significant delay to the design as well as the utility agreements needed for the SLI.
4) HDR developed the traffic engineering analysis for each of the signalized intersections, including the laneage needs, and understands the signing and signalization necessary for each. HDR also optimized the traffic signal timing plans for each of the locations and reviewed the need for ITS facilities as part of their analyses.
5) A sole source exemption allows NDOT to retain key personnel performing technical services for this project in a more efficient manner without delay to these projects.

As such, it is recommended to issue a sole source agreement HDR Engineering, Inc. to perform the SLI design and construction support to ensure continuity of the projects and to protect the public interest by moving the projects forward.

Approved:

DocuSigned by:

C4C7CE5CD584445...

07/11/2018

Director Date

AMERICAN OVERSIGHT

362-18-015

Financial Management Comments:

N/A

Project Accounting Comments:

.

Director Comments:

N/A

AMERICAN OVERSIGHT

1263 South Stewart Street
Carson City, Nevada 89712
Phone: (775) 888-7440
Fax: (775) 888-7201

MEMORANDUM

July 25, 2018

TO: Cole Mortensen, Assistant Director Engineering

FROM: Jenica Keller, Senior Project Manager DS JK

SUBJECT: Negotiation Summary for P362-18-015 Engineering Services for US-95NW Centennial Bowl Phase 3D/E

A negotiation meeting was held at NDOT Traffic Operations in Carson City on July 19, 2018, with Reid Kaiser and Pam Pierce, HDR Engineering Inc. and Eric MacGill, Jeannie Drown and David Hutchinson of Traffic Operations and Jenica Keller of Project Management of the Nevada Department of Transportation (DEPARTMENT) in attendance.

This duration of this agreement will be approximately 5 years, ending on June 30, 2023.

The scope of services that are to be provided by the SERVICE PROVIDER was reaffirmed by both parties at the outset. The scope of services includes:

1. Design and Construction Support for
    a. Signals, Lighting and Intelligent Transportation Systems (SLI) and
    b. Permanent Signing.

The following schedule was agreed to by both parties:

Date	Task to be Completed
October 2018	Submit Intermediate PS&E
October 2019	Submit QA PS&E
January 2020	Submit Final PS&E
June 2020	Begin Construction
December 2022	Construction Complete

Key personnel dedicated to this project are as follows:

Name	Title
Reid Kaiser	Principle in Charge
Pam Pierce	Project Manager
Laycee Kolkman	Senior Traffic Lead

There are no sub-consultants being utilized on this Project.

The DEPARTMENT's original estimate was $750,773 including direct labor (4,915 man-hours of work by the SERVICE PROVIDER), overhead rate of 148.91%, a 12% fee, and direct expenses at $22,960.

AMERICAN OVERSIGHT

The SERVICE PROVIDER's original estimate was $749,013, including direct labor (5,065 man-hours of work by the SERVICE PROVIDER), overhead rate of 148.91%, a 12% fee, and direct expenses at $22,960.

The overhead rate of 148.91% was provided by the Internal Audit Division.

The negotiations yielded the following:

1. There will be 4,437 total man-hours allotted throughout the course of this agreement at a direct labor cost of $233,463 including a prorated amount for anticipated raises, which will take effect over the term of the agreement.

2. Based upon the direct labor costs and an overhead rate of 148.91%, the overhead amount will be $347,649.

3. A fee of 12% was agreed to by both parties and will be $69,733 for this agreement based upon direct labor costs and an overhead rate of 148.91%.

4. The direct expenses agreed to total $22,960 for reproduction, communication, travel and per diem. There will be no direct compensation for computer time.

5. The total negotiated cost for this agreement is $673,805.

Reviewed and Approved:

DocuSigned by:
Cole Mortensen
5F9A0E81C54047A...

Assistant Director

AMERICAN OVERSIGHT

Attachment A
SCOPE OF SERVICES

SCOPE OF SERVICES GENERAL DESCRIPTION

The proposed project is the US 95/CC215 Centennial Bowl Interchange (US 95NW Phase 3D/E) located in Clark County, Nevada. Improvements include the construction of the westbound CC-215 to northbound US-95, southbound US 95 to westbound CC215, eastbound CC215 to northbound US 95, widen northbound US 95 to eastbound CC215 to two (2) lanes, construct Sky Pointe interchange from Centennial Parkway to Azure Drive, realign and widen Oso Blanca Road and connect to Centennial Center Boulevard, upgrade CC215 to divided six (6) lane freeway from Tenaya Way to Grand Montecito Parkway and construct a multi-use path from Sky Pointe Drive to Grand Montecito Parkway.

The work consists of completing the design and support the construction of the Signals, Lighting and Intelligent Transportation Systems (SLI) and Permanent Signing necessary for the US95NW Centennial Bowl Phase 3D/E Project. This work includes advancing the SLI and Permanent Signing design from the 73518 Intermediate Plans dated March 2013, addressing SLI and Permanent Signing elements included in Contract 3583 dated December 2014 through July 2017, and addressing SLI and Permanent Signing elements included in Contract 3724 dated January 2018 with construction anticipated to commence October 2018.

The following milestone schedule is anticipated for this project:

Item	Approximate Date	Task Lead
Submit Intermediate (60%) PS&E	10/2018	HDR
Intermediate PS&E Review Meeting	12/2018	NDOT
Submit QA PS&E to Specs	10/2019	HDR
Distribute QA PS&E to Team	11/2019	NDOT
QA PS&E Review Meeting	12/2019	NDOT
Submit Final Docs	1/2020	HDR
Begin Construction	6/2020	NDOT
Construction Complete	12/2022	NDOT

The scope of services includes the following tasks:

1.0 DESIGN PROJECT MANAGEMENT

1.1 DESIGN PROJECT ADMINISTRATION

The DEPARTMENT's Project Manager (PM) will manage the US 95NW Centennial Bowl Phase 3D/E Project team (including SERVICE PROVIDER augmentation) and deliver the project.

The SERVICE PROVIDER will provide a committed, readily available management and design team focused on the SLI Services for the US 95NW Centennial Bowl Phase 3D/E Project that is knowledgeable of past and proposed DEPARTMENT efforts, experienced with the proposed scope elements, and has the available capacity to successfully oversee the design and construction support efforts within the anticipated schedule.

The SERVICE PROVIDER's Project Manager shall correspond directly with the DEPARTMENT's Project Manager. All correspondence between the SERVICE PROVIDER and the DEPARTMENT

AMERICAN OVERSIGHT

shall include notification to the DEPARTMENT's Project Manager unless directed otherwise by the DEPARTMENT's Project Manager. The SERVICE PROVIDER's Project Manager shall provide the DEPARTMENT's Project Manager monthly, detailed management reports clearly identifying project progress (budget and schedule). The project management reports will identify work completed, schedule and progress relative to the project schedule, and budget used for the various tasks.

1.2 Design Meetings and Coordination

1.2.1 Design Kick-off Meeting

The DEPARTMENT will arrange and conduct a kick-off meeting with the SERVICE PROVIDER. The meeting will be scheduled within ten (10) business days of the issuance of the Notice to Proceed (NTP). This meeting will review the scope of work, Project schedule, and establish lines of communication. It will inform the SERVICE PROVIDER of project status and scoping to complete critical path items. The meeting shall be attended by the DEPARTMENT's PM, SERVICE PROVIDER's PM, the DEPARTMENT's Traffic Operations Division staff, and at a minimum one of the SERVICE PROVIDER's Traffic Leads.

1.2.2 Design Monthly Team Meetings

The DEPARTMENT's team meetings are held monthly. The team meeting is attended by video conference between the DEPARTMENT's District I (Las Vegas) and the DEPARTMENT's Headquarters (Carson City). SERVICE PROVIDER will prepare for and attend these meetings in person at either the District I location or at Headquarters. The SERVICE PROVIDER will correspond with all DEPARTMENT Divisions during the team meetings for the success of the project.

As the SERVICE PROVIDER's PM attends the DEPARTMENT's team meetings under a separate agreement, at a minimum one of the SERVICE PROVIDER's Traffic Leads will attend the monthly team meetings on a quarterly basis (6 meetings assumed).

1.2.3 Other Design Team Meetings

SERVICE PROVIDER will prepare for and attend other DEPARTMENT team meetings as necessary to coordinate the SLI and permanent sign design with other DEPARTMENT discipline teams. These meetings include monthly technical team meetings and traffic control meetings. The SERVICE PROVIDER's PM and/or one of the SERVICE PROVIDER's Traffic Leads will attend these meetings on a quarterly basis (6 meetings assumed).

1.2.4 Design Field Reviews

The SERVICE PROVIDER shall visit the site as necessary to verify existing conditions and ongoing construction as necessary for the SLI and permanent sign design. (2 site visits assumed).

1.2.5 Design Utilities and Local Agencies Meetings

SERVICE PROVIDER will organize and attend meetings to coordinate the SLI design with other local agencies including the City of Las Vegas and FAST; utilities including, but not limited to, NV Energy; NDOT Traffic Operations, NDOT R/W Utilities, NDOT District 1 staff, Resident Engineer and others as necessary. SERVICE PROVIDER will prepare agendas, meeting minutes and track action items for the group (4 meetings assumed).

1.2.6 Design Review Meetings

AMERICAN OVERSIGHT

The SERVICE PROVIDER shall attend the Intermediate (60%) Design Review Meeting and QA Review Meeting in Carson City to respond to comments made by the DEPARTMENT, Constructability and QA/QC Review team, and other project stakeholders including the City of Las Vegas and FAST. The meetings shall be attended by the SERVICE PROVIDER's PM and at a minimum one of the SERVICE PROVIDER's Traffic Leads.

2.0 INTERMEDIATE (60%) TRAFFIC DESIGN

The DEPARTMENT shall provide current existing and proposed CAD base files in MicroStation V8i format from the 73518 Intermediate Plans dated March 2013, Contract 3583 dated December 2014 through July 2017, Contract 3724 dated January 2018, and those for the US 95NW Centennial Bowl Phase 3D/E Project including current progress to date. The SERVICE PROVIDER will coordinate with DEPARTMENT staff, including Roadway Design, NDOT Traffic Operations, and NDOT R/W Utilities to obtain updated proposed CAD base files as the design progresses.

2.1 Lighting

The SERVICE PROVIDER will develop the Intermediate (60%) lighting design with the high mast and Type 7/Type 14 light poles based on the layouts included in 73518 Intermediate Plans dated March 2013, address lighting elements included in Contract 3583 dated December 2014 through July 2017, and address lighting elements included in Contract 3724 dated January 2018 with construction anticipated to commence October 2018. SERVICE PROVIDER will prepare Intermediate (60%) lighting plans including layouts showing lighting standard and conduit locations and other lighting appurtenances in accordance with applicable standards, design criteria, and the DEPARTMENT's SLI Design Guide. The SERVICE PROVIDER will prepare Intermediate (60%) lighting notes.

The SERVICE PROVIDER will coordinate with Landscape Architecture regarding architectural lighting. Architectural lighting design is not considered to be part of this scope of work and will not be provided. The DEPARTMENT Landscape Architecture shall provide the necessary information to size the power circuit(s) and will provide the location of the demarc point pull box to the SERVICE PROVIDER. SERVICE PROVIDER will provide the power circuit to a demarc point pull box that Landscape Architecture will connect to.

The SERVICE PROVIDER will coordinate requirements for electrical service with Landscape Architecture, NV Energy, NDOT R/W Utilities, NDOT Traffic Operations SLI Section, and NDOT District 1 staff. The SERVICE PROVIDER will determine the electrical service points and coordinate with Landscape Architecture, NV Energy, NDOT R/W Utilities, and NDOT District 1 staff for the electrical services.

The SERVICE PROVIDER will prepare a lighting analysis for the project. The lighting analysis will include an executive summary, Photometric design using AGI 32, hardware recommendations, voltage selection, pavement classification and maps of the roadway as necessary. The DEPARTMENT shall provide proposed design surfaces in InRoads dtm format needed for the photometric design. The lighting analysis report will make recommendations for lighting design.

Deliverables:

- Intermediate (60%) Lighting Notes Sheet
- Intermediate (60%) Lighting Plans
- Lighting Analysis Report

AMERICAN OVERSIGHT

2.2 PERMANENT SIGNING

The SERVICE PROVIDER will develop the Intermediate (60%) permanent signing design based on 73518 Intermediate Plans dated March 2013, address signing elements included in Contract 3583 dated December 2014 through July 2017, and address signing elements included in Contract 3724 dated January 2018 with construction anticipated to commence October 2018. The SERVICE PROVIDER will prepare Intermediate (60%) permanent signing plans including layouts showing overhead and ground mounted sign panels, removals, posts and overhead sign structures, and other signing components in accordance with MUTCD and DEPARTMENT standards. The SERVICE PROVIDER will prepare Intermediate (60%) signing notes.

Deliverables:

- Intermediate (60%) Signing Notes Sheet
- Intermediate (60%) Permanent Signing Roll Plot(s)

2.3 SIGNALS

The SERVICE PROVIDER will develop the Intermediate (60%) traffic signal designs for the following intersections:

- Sky Pointe Dr / W Centennial Pkwy
- Sky Pointe Dr / EB CC215 Ramp (between “P3” and “P2” ramps)
- Sky Pointe Dr / WB CC215 Ramp (between “P4” and “P1” ramps)
- Modifications at Sky Pointe Dr / Tropical Pkwy/Azure Dr
- Modifications at Oso Blanca Rd / Centennial Center Blvd
- Undergrounds at Oso Blanca Rd / EB and WB CC215 Slip Ramps (stop sign controlled)
- Removal of signal system at existing Sky Pointe Dr / CC215
- Removal of signal system at existing Oso Blanca Rd / CC215

The SERVICE PROVIDER will prepare Intermediate (60%) signal plans based on 73518 Intermediate Plans dated March 2013 and address signal elements included in Contract 3724 dated January 2018 with construction anticipated to commence October 2018, including layouts showing locations of traffic signal appurtenances and signal phasing in accordance with applicable standards, design criteria, and the DEPARTMENT’s SLI Design Guide. The SERVICE PROVIDER will prepare Intermediate (60%) traffic signal notes.

The SERVICE PROVIDER will coordinate requirements for electrical service with NV Energy, NDOT R/W Utilities, NDOT Traffic Operations SLI Section, and NDOT District 1 staff. The SERVICE PROVIDER will determine the electrical service points and coordinate with NV Energy, NDOT R/W Utilities, and NDOT District 1 staff for the electrical services.

The SERVICE PROVIDER will develop a traffic signal justification analysis for each of the three new signals above. As there are currently no traffic signals at these locations, analysis volumes will be based on the traffic projections developed as part of the existing approved CCAR document that includes these intersections. The SERVICE PROVIDER will evaluate the signals for Warrant 2 (4-hr vehicular volume) and Warrant 3 (peak hour volume). Additional warrants (i.e. 8-hr vehicular volume, pedestrian, and crash experience) will not be evaluated as they are not applicable at this time.

The SERVICE PROVIDER will prepare a traffic signal justification analysis report, including the outcome of the warrant analysis and recommendations for the intersections.

Deliverables:

- Intermediate (60%) Signal Notes Sheet

AMERICAN OVERSIGHT

- Intermediate (60%) Signal Plans
- Traffic Signal Justification Analysis Report

2.4 INTELLIGENT TRANSPORTATION SYSTEMS (ITS)

The SERVICE PROVIDER will develop the Intermediate (60%) ITS design based on 73518 Intermediate Plans dated March 2013, address ITS elements included in Contract 3583 dated December 2014 through July 2017, and address ITS elements included in Contract 3724 dated January 2018 with construction anticipated to commence October 2018, and review of work completed as part of prior project phases.

The SERVICE PROVIDER will review the DEPARTMENT's current SLI Design Guide, current network diagrams and with NDOT Traffic Operations staff will develop a minor ITS specific basis of design memorandum. This will be a memo report that will serve to drive the ITS design efforts. Components that will be included in this analysis are:

- ITS network, main hub, and fiber pathing
- NDOT ITS equipment specifications
- Wrong Way Driver Warning System – multiple systems currently deployed state wide, will work with DEPARMENT staff to determine system components specific to these installations
- Traffic Flow Detectors – specify radar units, design parameters, and installation requirements.

The Intermediate (60%) ITS plans will include the following elements;

- Reestablishing fiber connections impacted by project, including relocating existing fiber run south of CC215 within the project limits. The design will provide fiber runs along both the north and south sides of CC215 back to main fiber hub.
- Interconnecting new and modified signals listed in section 2.3.
- Three wrong way driver warning systems
- Five Traffic Flow Detector Systems on CC215 and ramps per previous plans

The SERVICE PROVIDER will coordinate requirements for electrical service with NV Energy, NDOT R/W Utilities, NDOT Traffic Operations SLI Section, and NDOT District 1 staff. The SERVICE PROVIDER will determine the electrical service points and coordinate with NV Energy, NDOT R/W Utilities, and NDOT District 1 staff for the electrical services.

It is assumed that no CCTV cameras, ramp meters, roadway weather/ice warning system, dynamic travel time signs, and/or active management signs will be provided as part of this design.

Deliverables:

- ITS Basis of Design Memo
- Intermediate (60%) ITS Layout Sheet
- Intermediate (60%) ITS Notes Sheet
- Intermediate (60%) ITS Plans

2.5 CONSTRUCTION STAGING - TEMPORARY SIGNALS

The SERVICE PROVIDER will develop Intermediate (60%) temporary traffic signal design based on traffic control phasing and detours provided by the DEPARTMENT for the Traffic Control Reference Documents for this project. The SERVICE PROVIDER will prepare Intermediate (60%) temporary signal plans including temporary signal location layouts, camera locations, phase diagrams and notes.

AMERICAN OVERSIGHT

The SERVICE PROVIDER will coordinate requirements for temporary traffic signals with DEPARTMENT staff, including Roadway Design, NDOT Traffic Operations, Construction, R/W Utilities, and District 1 staff.

It is assumed that all construction associated with the temporary traffic signal plans will be included in the Lump Sum bid item 625 0490 Rent Traffic Control Devices and any individual bid item identification and quantification for all temporary traffic signal systems for the Estimate of Quantities Report would be considered outside this scope of services.

Deliverables:

- Intermediate (60%) Temporary Signal Notes Sheet for the Traffic Control Reference Documents
- Intermediate (60%) Temporary Signal Plans for the Traffic Control Reference Documents

2.6 Construction Cost Estimates

The SERVICE PROVIDER will develop an Intermediate (60%) Construction Cost Estimate for Permanent Signing and SLI items, including the DEPARTMENT's bid item numbers and descriptions, in accordance with the DEPARTMENT's Project Cost Estimation Manual and SLI Design Guide. The SERVICE PROVIDER's Intermediate (60%) Construction Cost Estimate for Permanent Signing and SLI items will be used by the DEPARTMENT to track project costs. Permanent Signing and SLI quantities will be at the Intermediate (60%) design level, but most Permanent Signing and SLI bid item numbers will be identified to cover all known work. This Construction Cost Estimate is the SERVICE PROVIDER's Opinion of Probable Construction Cost.

The SERVICE PROVIDER will coordinate with DEPARTMENT staff to make sure the Permanent Signing and SLI items and costs are included in the Intermediate (60%) Estimate of Quantities Report and Intermediate (60%) Engineer's Estimate for the US95NW Centennial Bowl Phase 3D/E Project.

Deliverables:

- Intermediate (60%) Permanent Signing and SLI Cost Estimate including Bid Item List, Quantities, and Unit Prices

2.7 Specifications and Special Provisions

The SERVICE PROVIDER will develop Notes to the Permanent Signing and SLI Specifications and current Permanent Signing and SLI pull sheets identifying known requirements specific to and for development of the Intermediate (60%) Special Provisions for:

- Section 108.04 – Limitations of Operations
- Section 624 – Accommodations for Public Traffic
- SLI and Permanent Signing items that require clarification or modification

The SERVICE PROVIDER will coordinate with DEPARTMENT staff to obtain current Permanent Signing and SLI pull sheets. The SERVICE PROVIDER will coordinate with DEPARTMENT staff to make sure the Permanent Signing and SLI items are addressed in the Intermediate (60%) Special Provisions for the US95NW Centennial Bowl Phase 3D/E Project.

Deliverables:

- Intermediate (60%) Notes to the Permanent Signing and SLI Specifications and Permanent Signing and SLI pull sheets

AMERICAN OVERSIGHT

3.0 QA (90%) TRAFFIC DESIGN

The SERVICE PROVIDER will coordinate with DEPARTMENT staff, including Roadway Design and NDOT R/W Utilities to obtain updated proposed CAD base files in MicroStation V8i format as the design progresses.
The SERVICE PROVIDER will prepare and provide responses to written Intermediate (60%) SLI and Permanent Signing submittal comments from the Intermediate (60%) Design Review Meeting. The SERVICE PROVIDER will integrate reconciled DEPARTMENT, Constructability and QA/QC team, and relevant agencies' (including the City of Las Vegas and FAST) comments into the Intermediate (60%) SLI and Permanent Signing design and revise and refine the SLI and Permanent Signing design documents to the 90% level.

3.1 LIGHTING

The SERVICE PROVIDER will refine the Intermediate (60%) lighting plans to the 90% level, including layouts showing lighting standard and conduit locations, and other lighting appurtenances in accordance with applicable standards, design criteria, and the DEPARTMENT's SLI Design Guide. The SERVICE PROVIDER will prepare lighting schedules, lighting details including any structural foundation requirements, lighting structure list, and refine lighting notes.

The SERVICE PROVIDER will provide voltage drop calculations based on the locations shown in the layouts depicted in the QA (90%) lighting plans developed above.

The SERVICE PROVIDER will coordinate with Landscape Architecture regarding architectural lighting. Architectural lighting design is not considered to be part of this scope of work and will not be provided. DEPARTMENT Landscape Architecture shall provide the necessary information to size the power circuit(s) and will provide the location of the demarc point pull box to the SERVICE PROVIDER. SERVICE PROVIDER will provide the power circuit to a demarc point pull box that Landscape Architecture will connect to.

The SERVICE PROVIDER will coordinate requirements for electrical service with Landscape Architecture, NV Energy, NDOT R/W Utilities, NDOT Traffic Operations SLI Section, and NDOT District 1 staff. The SERVICE PROVIDER will determine the electrical service points and coordinate with NV Energy, NDOT R/W Utilities, and NDOT District 1 staff for the electrical services. The SERVICE PROVIDER will obtain and provide the addresses for the service points from the local entity.

Deliverables:

- QA (90%) Lighting Notes Sheet
- QA (90%) Lighting Plans
- QA (90%) Lighting Schedules
- QA (90%) Lighting Details
- QA (90%) Lighting Structure List
- QA (90%) Voltage Drop Calculations

3.2 SIGNING

The SERVICE PROVIDER will refine the Intermediate (60%) traffic signing roll plot to the 90% level, including layouts showing overhead and ground mounted sign panels, removals, posts and overhead sign structures, and other signing components in accordance with applicable standards and design criteria. The SERVICE PROVIDER will prepare sign panel details for ground mounted signs and overhead sign structures, summaries, overhead signing cross sections, and any structural

AMERICAN OVERSIGHT

foundation requirements in accordance applicable standards and design criteria. The SERVICE PROVIDER will refine the signing notes.

If required, the SERVICE PROVIDER shall prepare design calculations and 90% level plans for up to two overhead sign structures that have sign panel sizes that are larger than those accommodated under the DEPARTMENT's 2017 Standard Plans. In the event that design calculations are required for overhead sign structures, the DEPARTMENT will provide the SERVICE PROVIDER with the applicable Geotechnical design parameters for the foundation.

Deliverables:

- QA (90%) Signing Notes Sheet
- QA (90%) Signing Summary Sheets
- QA (90%) Signing Removal Plans
- QA (90%) Signing Plans
- QA (90%) Signing Details
- QA (90%) Ground Mounted Sign Panel Details
- QA (90%) Overhead Sign Structure Panel Details
- QA (90%) Overhead Signing Cross Sections
- QA (90%) Overhead Sign Structure Plans (two assumed)
- QA (90%) Design Calculations for Overhead Sign Structure(s)

3.3 SIGNALS

The SERVICE PROVIDER will refine the Intermediate (60%) traffic signal designs to the 90% level for the following intersections:

- Sky Pointe Dr / W Centennial Pkwy
- Sky Pointe Dr / EB CC215 Ramp (between "P3" and "P2" ramps)
- Sky Pointe Dr / WB CC215 Ramp (between "P4" and "P1" ramps)
- Modifications at Sky Pointe Dr / Tropical Pkwy/Azure Dr
- Modifications at Oso Blanca Rd / Centennial Center Blvd
- Undergrounds at Oso Blanca Rd / EB and WB CC215 Slip Ramps (stop sign controlled)
- Removal of signal system at existing Sky Pointe Dr / CC215
- Removal of signal system at existing Oso Blanca Rd / CC215

The SERVICE PROVIDER will refine the Intermediate (60%) signal plans to the 90% level, including layouts showing locations of traffic signal appurtenances and signal phasing in accordance with applicable standards, design criteria, and the DEPARTMENT's SLI Design Guide. The signal plans will reflect interconnect conduit for the length of the project. The SERVICE PROVIDER will prepare signal schedules, details for internally illuminated street name signs (IISNS), details including structural or foundation requirements, signal structure list, and refine the traffic signal notes.

The SERVICE PROVIDER will coordinate requirements for electrical service with NV Energy, NDOT R/W Utilities, NDOT Traffic Operations SLI Section, and NDOT District 1 staff. The SERVICE PROVIDER will determine the electrical service points and coordinate with NV Energy, NDOT R/W Utilities, and NDOT District 1 staff for the electrical services. The SERVICE PROVIDER will obtain and provide the addresses for the service points from the local entity.

Deliverables:

- QA (90%) Signal Notes Sheet
- QA (90%) Signal Plans

AMERICAN OVERSIGHT

- QA (90%) Conduit and Detector Plans
- QA (90%) Signal Schedules
- QA (90%) Signal Details
- QA (90%) IISNS Format Sheets
- QA (90%) Signal Structure List

3.4 INTELLIGENT TRANSPORTATION SYSTEMS (ITS)

The SERVICE PROVIDER will refine the Intermediate (60%) ITS plan to the 90% design level, including fiber splicing details, ITS cabinet notes and details, detector location and orientation, wrong way warning system detail, flow detector detail, and prepare the ITS structure list.

The SERVICE PROVIDER will coordinate requirements for electrical service with NV Energy, NDOT R/W Utilities, NDOT Traffic Operations SLI Section, and NDOT District 1 staff. The SERVICE PROVIDER will determine the electrical service points and coordinate with NV Energy, NDOT R/W Utilities, and NDOT District 1 staff for the electrical services. The SERVICE PROVIDER will obtain and provide the addresses for the service points from the local entity.

Deliverables:

- QA (90%) ITS Layout Sheet
- QA (90%) ITS Notes Sheet
- QA (90%) ITS Plans
- QA (90%) Conduit and Routing Schedules
- QA (90%) Fiber Splicing Details
- QA (90%) Wrong Way Warning System Detail
- QA (90%) Flow Detector Detail
- QA (90%) ITS Structure List

3.5 CONSTRUCTION STAGING - TEMPORARY SIGNALS

The SERVICE PROVIDER will refine the Intermediate (60%) temporary traffic signal design to the 90% level based on traffic control phasing and detours provided by the DEPARTMENT for the Traffic Control Reference Documents for this project. The SERVICE PROVIDER will refine the temporary signal plans including temporary signal location layouts, camera locations, phase diagrams, and notes. The SERVICE PROVIDER will prepare temporary signal conduit and conductor schedules.

The SERVICE PROVIDER will coordinate requirements for temporary traffic signals with DEPARTMENT staff, including Roadway Design, Traffic Operations, Construction, R/W Utilities, and District 1 staff.

It is assumed that all construction associated with the temporary traffic signal plans will be included in the Lump Sum bid item 625 0490 Rent Traffic Control Devices and any individual bid item identification and quantification for all temporary traffic signal systems for the Estimate of Quantities Report would be considered outside this scope of services.

Deliverables:

- QA (90%) Temporary Signal Notes Sheet for the Traffic Control Reference Documents
- QA (90%) Temporary Signal Plans for the Traffic Control Reference Documents
- QA (90%) Temporary Signal Schedules for the Traffic Control Reference Documents

3.6 CONSTRUCTION COST ESTIMATES

AMERICAN OVERSIGHT

The SERVICE PROVIDER will refine the Intermediate (60%) Construction Cost Estimate for Permanent Signing and SLI items to the 90% level, including the DEPARTMENT's bid item numbers and descriptions, in accordance with the DEPARTMENT's Project Cost Estimation Manual and SLI Design Guide. The SERVICE PROVIDER will provide a summary of which Permanent Signing and SLI bid items were added or deleted from the Intermediate (60%) Construction Cost Estimate for Permanent Signing and SLI items. This Construction Cost Estimate is the SERVICE PROVIDER's Opinion of Probable Construction Cost.

The SERVICE PROVIDER will coordinate with DEPARTMENT staff to make sure the Permanent Signing and SLI items and costs are included in the QA (90%) Estimate of Quantities Report and QA (90%) Engineer's Estimate for the US95NW Centennial Bowl Phase 3D/E Project.

Deliverables:

- QA (90%) Permanent Signing and SLI Cost Estimate including Bid Item List, Quantities, and Unit Prices

3.7 Specifications and Special Provisions

The SERVICE PROVIDER will refine the Intermediate (60%) Notes to the Permanent Signing and SLI Specifications and current Permanent Signing and SLI pull sheets to the 90% level, identifying known requirements specific to and for development of the QA (90%) Special Provisions for:

- Section 108.04 – Limitations of Operations
- Section 624 – Accommodations for Public Traffic
- Permanent Signing and SLI items that require clarification or modification

The SERVICE PROVIDER will coordinate with DEPARTMENT staff to obtain current Permanent Signing and SLI pull sheets. The SERVICE PROVIDER will coordinate with DEPARTMENT staff to make sure the Permanent Signing and SLI items are addressed in the QA (90%) Special Provisions for the US95NW Centennial Bowl Phase 3D/E Project.

Deliverables:

- QA (90%) Notes to the Permanent Signing and SLI Specifications and Permanent Signing and SLI pull sheets

4.0 Final Traffic Submittal

The SERVICE PROVIDER will prepare and provide responses to written QA Permanent Signing and SLI submittal comments from QA Design Review Meeting. The SERVICE PROVIDER will integrate reconciled DEPARTMENT, Constructability and QA/QC team, and relevant agencies' (including the City of Las Vegas and FAST) comments into the QA (90%) Permanent Signing and SLI design and revise and refine the Permanent Signing and SLI design documents to the Final level for inclusion in the US95NW Centennial Bowl Phase 3D/E Project Contract Documents.

The SERVICE PROVIDER will coordinate with DEPARTMENT staff to make sure the Permanent Signing and SLI items and costs are included in the Estimate of Quantities Report and Engineer's Estimate for the US95NW Centennial Bowl Phase 3D/E Project.

The SERVICE PROVIDER will coordinate with DEPARTMENT staff to make sure the Permanent Signing and SLI items are addressed in the Special Provisions for the US95NW Centennial Bowl Phase 3D/E Project.

AMERICAN OVERSIGHT

Deliverables:

- Lighting Notes Sheet
- Lighting Plans
- Lighting Schedules
- Lighting Details
- Lighting Structure List
- Signing Notes Sheet
- Signing Summary Sheets
- Signing Removal Plans
- Signing Plans
- Signing Details
- Ground Mounted Signing Panel Details
- Overhead Signing Panel Details
- Overhead Signing Cross Sections
- Overhead Sign Structure Plans (two assumed)
- Signal Notes Sheet
- Signal Plans
- Conduit and Detector Plans
- Signal Schedules
- Signal Details
- IISNS Format Sheets
- Signal Structure List
- ITS Layout Sheet
- ITS Notes Sheet
- ITS Plans
- Conduit and Routing Schedules
- Fiber Splicing Details
- Wrong Way Warning System Detail
- Flow Detector Detail
- ITS Structure List
- Temporary Signal Notes Sheet for the Traffic Control Reference Documents
- Temporary Signal Plans for the Traffic Control Reference Documents
- Temporary Signal Schedules for the Traffic Control Reference Documents

5.0 CONTRACT ADMINISTRATION SUPPORT

5.1 SUPPORT FOR MISCELLANEOUS MANAGEMENT ITEMS

The SERVICE PROVIDER will provide miscellaneous support for additional items not described specifically in the scope of services. The work will be performed as requested by the DEPARTMENT Project Manager. (up to 45 hours each of SERVICE PROVIDER's Project Manager and Senior Traffic Engineer assumed)

5.2 SUPPLEMENTAL NOTICES

The SERVICE PROVIDER recognizes unforeseen developments sometimes require that supplemental design details be produced for distribution to potential bidders, prior to the bid opening. The SERVICE PROVIDER will develop and submit revised advertisement documents including Permanent Signing and SLI plan sheets, Special Provisions, and quantities upon direction of the DEPARTMENT's Project Manager. The SERVICE PROVIDER will provide one (1) original suitable

AMERICAN OVERSIGHT

for reproduction and one (1) electronic copy. The DEPARTMENT shall be responsible for reproduction and distribution of any Supplemental Notices. A total of two (2) Supplemental Notices are assumed to be developed to accommodate unanticipated issues.

6.0 Construction Support

6.1 Administration

The SERVICE PROVIDER's Project Manager shall correspond directly with the DEPARTMENT's Project Manager through the duration of construction of the US95NW Centennial Bowl Phase 3D/E Project, anticipated to be approximately thirty (30) months. All correspondence between the SERVICE PROVIDER and the DEPARTMENT shall include notification to the DEPARTMENT's Project Manager unless directed otherwise by the DEPARTMENT's Project Manager.

6.2 Submittals

The SERVICE PROVIDER recognizes that formal Requests for Information (RFI's) or Requests for Clarification (RFC's) may result to address supplemental design issues. The SERVICE PROVIDER will prepare responses to the SLI questions as directed. (up to 15 RFC's/RFI's with 4 hours Senior Traffic Engineer and Traffic Engineer each assumed).

The SERVICE PROVIDER recognizes unforeseen developments sometimes require that supplemental design details be produced for distribution during construction of the US95NW Centennial Bowl Phase 3D/E Project, anticipated to be approximately thirty (30) months. The SERVICE PROVIDER will develop and submit revised contract documents including Permanent Signing and SLI plan sheets, Special Provisions, and quantities upon direction of the DEPARTMENT's Project Manager. Up to two (2) Supplemental Notices are assumed to be developed to accommodate unanticipated issues.

The SERVICE PROVIDER will participate in the review of Shop Drawings and Submittals pertaining to the Overhead Sign Structures designed by the SERVICE PROVIDER. The SERVICE PROVIDER will review the Shop Drawings and Submittals pertaining to the Overhead Sign Structures designed by the SERVICE PROVIDER for adequacy, adherence to standards, and appropriateness to the project situation. The anticipated effort includes initial review and subsequent review of each submittal pertaining to Overhead Sign Structures designed by the SERVICE PROVIDER.

The SERVICE PROVIDER will direct correspondence related to Submittals and Shop Drawing Reviews pertaining to Overhead Sign Structures designed by the SERVICE PROVIDER, and responses to RFI's and RFC's pertaining to SLI elements to the DEPARTMENT's Project Manager.

6.3 Support

The SERVICE PROVIDER's Permanent Signing and SLI design team will provide support to the DEPARTMENT's Resident Engineer to address supplemental design issues raised in response to design-related RFI's pertaining to Permanent Signing and SLI elements, and otherwise provide construction support services. The SERVICE PROVIDER will attend site visits or construction progress meetings at the DEPARTMENT's Project Manager's request (4 site visits assumed).

AMERICAN OVERSIGHT

Line Item 5

AMERICAN OVERSIGHT

District II
310 Galletti Way
Sparks, NV 89431
(775) 834-8300
(775) 834-8319

MEMORANDUM

July 30, 2018

To:	Nevada Department of Transportation Board of Directors
Thru:	Rudy Malfabon, PE (NDOT Director)
Thru:	Thor A. Dyson, PE, CPM (NDOT Assistant Director for Operations)
From:	Mike Fuess, PE, PTOE
Subject:	Staff Report for Proposed Sole Source Contract with Boschung America

---

Summary

NDOT currently owns, manages and maintains an automated anti-icing system manufactured by Boschung America. NDOT District II is requesting an on call contract to help with preventive maintenance, planned repairs, unscheduled repairs, training, parts procurement and phone support.

Background

In 1999, Rick Nelson, PE (District Engineer at the time) initiated correspondence with Boschung America in order to deploy their automated anti-icing systems in Nevada as a safety strategy for our larger high traffic volume structures in ice prone areas. Bridges typically experience icing conditions well before roadway segments that are insulated by the earth below. When Rick Nelson was the Assistant Director for Operations, he directed that the I580 Extension Project between Reno and Carson City include the Boschung anti-icing system for the Galena Forest Bridge, Steamboat Hills Bridge, Galena Creek Bridge and the Browns Creek Bridge as a safety strategy for motorist driving during ice prone weather and as a strategy to extend the life of the bridges by reducing salt exposure to the structural steel components in the bridge structures. In 2013, this system was deployed and operational. This was a capital investment of roughly $4.5M.

The system is a sole source technologically intense facility. Complex pavement sensors and a weather station monitor the environment around the structure. A proprietary computerized controller monitors these environmental conditions through complex proprietary algorithms and activates pumps to spray product automatically in order to proactively treat the bridges with potassium acetate anti-icing solution.

AMERICAN OVERSIGHT

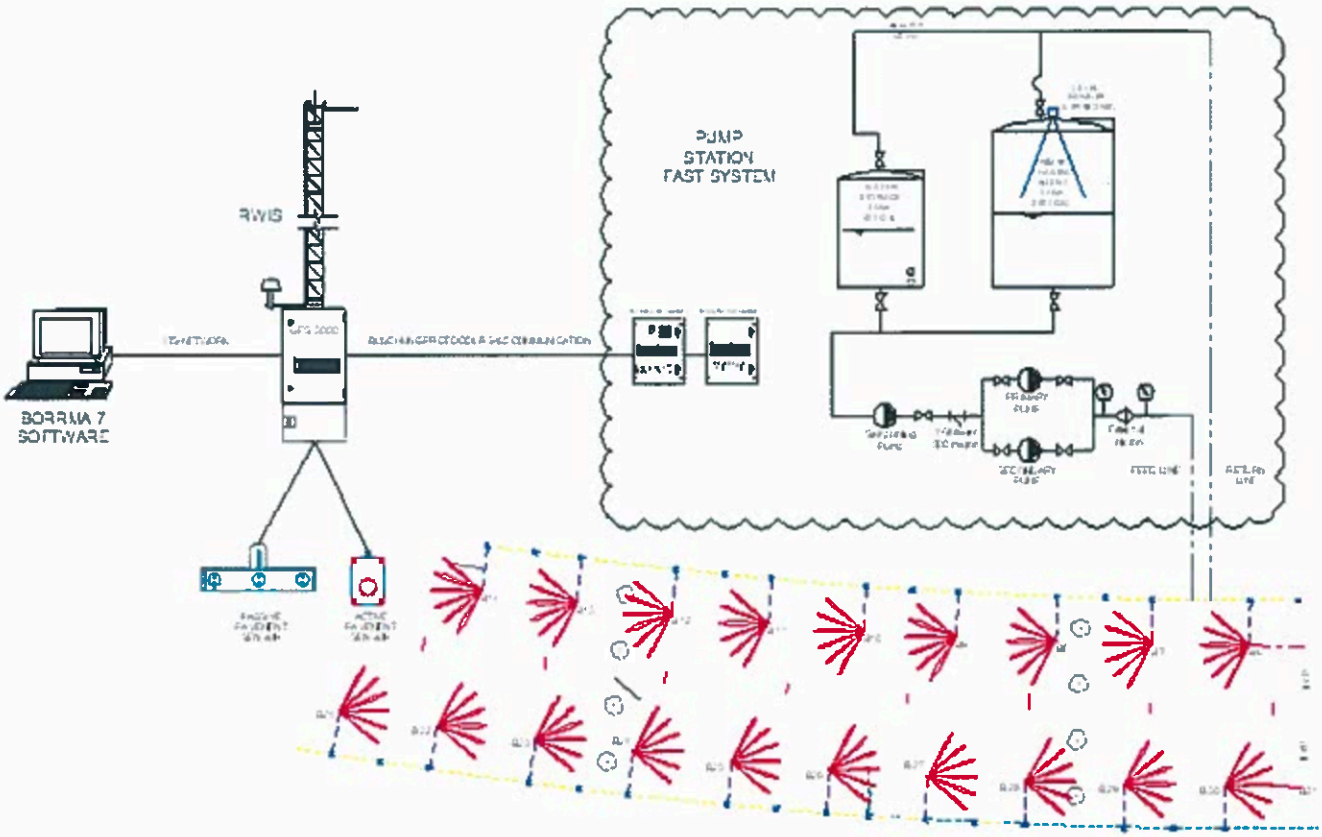

Figure 1: Boschung America Anti-Icing System Skematic

Facts & Findings

- NDOT made significant investment and constructed the Boschung anti-icing system as a critical safety feature for I580 between Reno and Carson City. The system is deployed on four bridges where loss of roadway friction due to ice was a significant concern.
- The system is technologically advanced and requires support from the manufacture in order to maintain reliable operation. It is our experience that high-tech systems experience a significant increase in required maintenance after about five years of continuous use. This system has been in place since 2013.
- Many components of the system can only be purchased through Boschung America. Replacement parts for the system vary in cost between roughly $1,000 and $25,000.
- Boschung America is intimately familiar with our system and is the only contractor qualified to train NDOT staff on basic tasks related to the system.
- When we received the system, it came with a warranty and with spare parts. The warranty period has since expired. We have exhausted most of our supply of spare parts.
- Given this was constructed as a high-tech safety system, NDOT has implemented preventive maintenance and life cycle replacement strategies in order to maximize system reliability.
- To date, there have been zero fatalities during winter weather events on the four structures using the Boschung Anti-icing system.

AMERICAN OVERSIGHT

Options

- Accept proposed on-call contract with Boschung America for scheduled maintenance, scheduled and unscheduled repairs, training, phone support and parts procurement.
- Negotiate sole source agreements as needed for required service
- Implement a polymer overlay on Galena Forest structure and abandon the Boschung anti-icing system
- Abandon the Boschung anti-icing system and rely on the NDOT salt/sand and salt brine anti-icing programs
- Do nothing and repair Boschung system as failures occur

Staff Recommendation

The Boschung Anti-Icing System was deployed as a key safety strategy and as a critical strategy to extend the physical life of the bridge structure. Staff recommends that the board make and approve a motion to accept the proposed on-call contract with Boschung America for scheduled maintenance, scheduled and unscheduled repairs, training, phone support and parts procurement.

cc: Tracy Larkin-Thomason, PE, CPM

AMERICAN OVERSIGHT

DocuSign Envelope ID: 213BF3AE-0F21-4E55-8765-1226B14E5509

DS EL

310 Galletti Way
Sparks, Nevada 89431
Phone: (775)834-8300
Fax: (775) 834-8390

MEMORANDUM

District II

April 13, 2018

To: Thor Dyson, P.E., District Engineer

From: Marlene Revera, District Agreement Liaison

Subject: Approval Request for Service Provider Agreement P612-17-201

District II requests authorization to enter into a Service Provider Agreement with Boschung America, LLC. Boschung America, LLC is the only North American authorized provider of Boschung technology and parts providing factory trained engineering, installation expertise, commissioning, testing and service of Boschung products.

The Boschung Fast systems are located at:

- Browns Creek-I-580 at MP 9.51
- Galena Creek-I-580 at MP 10.28
- Steamboat Hills-I-580 at MP 13.28
- Galena Forest-I-580 at MP 14.3

The cost of the agreement will be $500,000.00 for a two-year agreement. Funds are available in the District II Cat 04 budget.

Approval of this memo by the District Engineer authorizes the request to solicit the services.

Enclosures: Boschung Proposal
Sole Source for Professional Exemption

APPROVED: DocuSigned by: TLD 32CC95D129D1479... DATE: 04/13/2018

TAD: mcr

cc: Tracy Larkin-Thomason, P.E., Deputy Director
Mike Fuess, P.E., Assistant District Engineer
Eden Lee, Administrative Services Officer II
Brad Burge, Maintenance Manager-West
Steve Cordle, Highway Maintenance Supervisor I
Kalie Giardini, Agreement Services

AMERICAN OVERSIGHT

310 Galletti Way
Sparks, Nevada 89431
Phone: (775) 834-8380
Fax: (775) 834-8390

MEMORANDUM

May 29, 2018

TO: Tracy Larkin-Thomason, Assistant Director

FROM: Steve Cordle, Project Manager

SUBJECT: Negotiation Summary for Sole Source Agreement P612-17-201
Boschung System

A negotiation meeting was held at District II in Reno on April 18, 2018, with SERVICE PROVIDER MEMBER Chris Vitek and DEPARTMENT MEMBERS Steve Cordle and Marlene Revera of the Nevada Department of Transportation (DEPARTMENT) in attendance.

The DBE goal for this agreement has been established at Zero percent (0%).

This duration of this agreement will be two (2) years, ending on July 31, 2020.

The scope of services that are to be provided by the SERVICE PROVIDER was reaffirmed by both parties at the outset.

(INSERT OR ATTACH THE SCOPE OF SERVICES IF APPLICABLE)

The following schedule was agreed to by both parties:

Completion Date: July 31, 2020. To update the Boschung System, test software, switch chemicals and ensure the systems are running correctly.

Key personnel dedicated to this project are as follows:

Name	Title
Michael Fuess	ADE Maintenance
Brad Burge	Maintenance Manager
Troy Hammond	Highway Maintenance Supervisor II
Steve Cordle	Project Manager
Dane Rice	Highway Maintenance Worker IV

There are no sub-consultants being utilized on this Project.

The DEPARTMENT's original estimate was $500,000.00 including direct labor.

The SERVICE PROVIDER's original estimate was $500,000.00, including direct labor (technician labor at $120.00 per hour-as needed, technician labor, on site (overtime weekends, holidays), at $180.00 per hour-as needed.

AMERICAN OVERSIGHT

Reviewed and Approved:

DocuSigned by:
Tracy Larkin Thomason 06/01/2018
832931E930B041F...
Assistant Director

AMERICAN OVERSIGHT

Fixed Anti-Icing System and Roadside Weather Information System, Maintenance and Repair

Proposal #: 102882

Prepared For:

Nevada Department of Transportation

Prepared By:

Chris Vitek

PH: 724-658-3300 ext. 506

cgv@BoschungAmerica.com

AMERICAN OVERSIGHT

Approval of Agreements Over $300,000
Page 88 of 94
Approved Agreement No. NV-DOT-20-0615-A-000287
Page 88 of 94

PURPOSE

The Nevada Department of Transportation (NVDOT) has several combined Roadside Weather Information System (RWIS) and Fixed Anti-Icing Spray System (FAST) installations that improve safety by preemptively spraying liquid anti-icing chemical on various locations listed below. This system consists of Boschung® proprietary hardware, computer programs, and devices. Potassium acetate is used for anti-icing. The systems are complex and require routine maintenance for effective operation. Public safety is in turn dependent on this.

The purpose of this contract is to maintain effective system operation through performing a fall startup inspection, a spring switch-over inspection, remote technical assistance, emergency on-site service call provision, materials provision, and a yearly certified operation training session.

SERVICE LOCATIONS:

- Browns Creek - I-580 at Milepost 9.51
- Galena Creek - I-580 at Milepost 10.28
- Steamboat Hills - I-580 at Milepost 13.28
- Galena Forest - I-580 at Milepost 14.3

SERVICES PROVIDED:

1) FALL SWITCHOVER

Switch system over from water to anti-icing chemical, operate all valves, spray units and devices through at least one complete cycle, operate computer control system, and check for operation within manufacturer's specification, check RWIS instrument function and output. Detailed service items are listed below

- Central Processing Unit (desktop computer)
    - Clean cabinet
    - Inspect PC for defects
    - Check modem operation and cable condition
    - Verify dial tone at modem
    - Test and reset PC power switches
    - Review system log for errors
    - Clean display screen
    - Perform check disk and defrag on PC
    - Assess hard drive capacity
    - Update software as needed

AMERICAN OVERSIGHT

- Road Weather Information System
  - Check stability of RPU
  - Replace padlock if defective
  - Clean dirt, trash, nests, and animal parts/debris from inside of cabinet
  - Check and if needed, place rodent control.
  - Check and seal any holes in cabinet
  - Check all RPU and panel hardware; tighten and replace if necessary
  - Verify power supply voltages
  - Clean lens on precipitation sensor and check operation
  - Clean shield on humidity sensor
  - Perform the shock test on the relative humidity sensor
  - Check relative humidity sensor output with a known source
  - Verify wind direction at all four compass points
  - Check modem operation at power interrupter
  - Check for dial tone and noise on the line
  - Clean pavement sensors
  - Run Auto-Test on pavement sensors
  - Inspect for cracks around sensor; notify NVDOT
- FAST
  - Replace system chemical filter
  - Verify and rectify, if required, operation of system and transfer pump
  - Check pressure switch operation limits
  - Verify flow meter operation and accuracy
  - Test main solenoid valve for proper operation
  - Check operation of level sensor
  - Check operation of valve units
  - Verify spray disk patterns; clean and adjust disks as needed
  - Inspect system for leaks, poor sealant or loose components
  - Verify system programs (spray programs, customer set points, etc.)
  - Verify maintenance spray set points

AMERICAN OVERSIGHT

2) SPRING SWITCHOVER

Switchover system by flushing with water. Operate all valves, spray units and devices through at least one complete cycle, operate computer control system, and check for proper operation. Detailed service items are listed below

- Central Processing Unit
  - Clean dust and debris from cabinet
  - Inspect PC for defects
  - Check operation and condition of the modem and cables
  - Verify dial tone at modem
  - Test and reset power switches on the PC
  - Review system log for errors
- Road Weather Information System
  - Check stability of RPU
  - Check and seal any holes in cabinet
  - Check all RPU and panel hardware; tighten and replace if necessary
  - Verify power supply voltages
  - Check operation of the modem at power interrupter
  - Check for dial tone and noise on the line
  - Clean surface of pavement sensors (weather permitting)
  - Run Auto-Test on pavement sensors
  - Inspect for cracks around sensor; notify NVDOT for filling
- FAST
  - Check operation of valve units
  - Spray disk patterns; clean and adjust disks as needed
  - Inspect system for leaks
  - Flush system with water (switchover)
  - Initiate weekly maintenance spray cycle and verify set points

3) REMOTE TECHNICAL SUPPORT AND SITE MONITORING

- Remote technical support will be provided via telephone or email.
- Technician shall attempt to troubleshoot system malfunctions remotely
- Remote technical support will be unlimited through the contract period
- Site will be remotely investigated once weekly by a qualified technician

AMERICAN OVERSIGHT

Approval of Agreements Over $300,000
Page 91 of 94

4) UNSCHEDULED ON-SITE SERVICE (if Needed)

- Provide on-site service callouts when requested by NVDOT representative with a confirming written authorization.
- Perform service at the specific site.
- Notify the system operator when repair technician arrives on site.
- Troubleshoot system operation based on operator's reported symptoms.
- Repair or replace components as required to maintain autonomous operation of the system.
- Maintain an on-site log of tests performed and actions taken.
- Participate in exit interview with system operator where the following takes place:
- All changes to settings and control criteria are provided in a written report.
- System operator is trained in any changes made.
- Components replaced, removed, or recalibrated.
- List of items of concern or requiring more than routine maintenance are documented in writing.
- Provide written report of problems found, action taken, materials and parts used, and future recommendations.
- All unscheduled on-site service will be invoiced as used.

5) CERTIFIED OPERATION TRAINING

- Training is provided by a qualified Boschung America personal.
- Provide one full day Operation Training for up to 5 attendees annually.
- Training includes instruction for switching the Boschung FAST system over for winter or summer operation.
- Basic understanding of assisting Boschung Technician in rebooting FAST computer system

REPAIR/REPLACEMENT PARTS

- Replace damaged parts in kind.
- Work with original manufacturer(s) for parts under warranty and any new parts used must be approved by NVDOT.
- All parts will be priced according to Boschung America's pricelist.

AMERICAN OVERSIGHT

Unscheduled Labor and Parts

- Technician Labor $120 per hour (as Needed)
- Technician labor, on site (overtime, weekends, holidays) $180 per Hour (as Needed)
- Part and Replacement Parts will be billed per Boschung America price list provided to NVDOT
- Shipping cost will be prepaid and added to the invoice
    - FedEx or UPS Ground - Unless otherwise approved by the department

TIMELINESS

- Seasonal Switchovers
    - Service appointments will be scheduled with Nevada DOT – District 2 and Boschung America

- Unscheduled On-site Service
    - Provide on-site service as needed
    - NVDOT directs the hours that the service technician may work on the site depending on traffic and weather conditions

TRAFFIC CONTROL

- Traffic control, site access, special lift equipment, railroad permits, flaggers, etc. will be provided by NVDOT as designated on the work order.

AMERICAN OVERSIGHT

Approval of Agreements Over $300,000
Page 93 of 94

boschung
AMERICA

QUOTE#:102882
CREATED: 4/18/2018
EXPIRES: 5/19/2018
QUOTED BY: Chris Vitek

	Items	Unit Price	Units	QTY	Extended Price
1	**Fall Seasonal Switchovers** • Galena Creek • Steamboat Hills • Galena Creek • Browns Creek	 $2977.75 $2977.75 $2977.75 $2977.75	 Year Year Year Year	 2 2 2 2	 $5,955.50 $5,955.50 $5,955.50 $5,955.50
2	**Spring Seasonal Switchovers** • Galena Creek • Steamboat Hills • Galena Creek • Browns Creek	 $2977.75 $2977.75 $2977.75 $2977.75	 Year Year Year Year	 2 2 2 2	 $5,955.50 $5,955.50 $5,955.50 $5,955.50
3	**Remote Technical Support/Monitoring** Remote telephone and email support	$2,160.00	Year	2	$4,320.00
4	**Unscheduled Callout Pricing Schedule**				
	Technician labor, on site (if Needed)	$120.00	Hour	Each	$120.00
	Technician labor, on site (overtime, weekends, holidays) – (If Needed)	$180.00	Hour	Each	$180.00
5	**Certified Operation Training**	$3,960.00	Year	2	$7,920.00

Boschung America's standard terms and conditions apply
Quote for Nevada Department of Transportation

AMERICAN OVERSIGHT

1263 South Stewart Street
Carson City, Nevada 89712
Phone: (775) 888-7440
Fax: (775) 888-7201

MEMORANDUM

August 3, 2018

TO: Department of Transportation Board of Directors
FROM: Rudy Malfabon, Director
SUBJECT: August 13, 2018, Transportation Board of Directors Meeting
ITEM #6: Contracts, Agreements, and Settlements – Informational Item Only

---

Summary:

The purpose of this item is to inform the Board of the following:

- Construction contracts under $5,000,000 awarded June 13, 2018, through July 17, 2018.
- Agreements under $300,000 executed June 13, 2018, through July 17, 2018.

Any emergency agreements authorized by statute will be presented here as an informational item.

Background:

Pursuant to NRS 408.131(5), the Transportation Board has authority to "[e]xecute or approve all instruments and documents in the name of the State or Department necessary to carry out the provisions of the chapter". Additionally, the Director may execute all contracts necessary to carry out the provisions of Chapter 408 of NRS with the approval of the board, except those construction contracts that must be executed by the chairman of the board. Other contracts or agreements not related to the construction, reconstruction, improvement and maintenance of highways must be presented to and approved by the Board of Examiners. This item is intended to inform the Board of various matters relating to the Department of Transportation but which do not require any formal action by the Board.

The Department contracts for services relating to the construction, operation and maintenance of the State's multi-modal transportation system. Contracts listed in this item are all low-bid per statute and executed by the Governor in his capacity as Board Chairman. The projects are part of the STIP document approved by the Board. In addition, the Department negotiates settlements with contractors, property owners, and other parties to resolve disputes. These proposed settlements are presented to the Board of Examiners, with the support and advisement of the Attorney General's Office, for approval. Other matters included in this item would be any emergency agreements entered into by the Department during the reporting period.

AMERICAN OVERSIGHT

The attached construction contracts and agreements constitute all that were awarded for construction from June 13, 2018, through July 17, 2018 and agreements executed by the Department from June 13, 2018, through July 17, 2018. There were no settlements during the reporting period.

Analysis:

These contracts have been executed following the Code of Federal Regulations, Nevada Revised Statutes, Nevada Administrative Code, State Administrative Manual, and/or Department policies and procedures.

List of Attachments:

A) State of Nevada Department of Transportation Contracts Awarded – Under $5,000,000, June 13, 2018, through July 17, 2018.

B) State of Nevada Department of Transportation Executed Agreements – Informational, June 13, 2018, through July 17, 2018.

Recommendation for Board Action: Informational item only

Prepared by: Administrative Services Division

AMERICAN OVERSIGHT

Attachment A

AMERICAN OVERSIGHT

STATE OF NEVADA DEPARTMENT OF TRANSPORTATION
CONTRACTS AWARDED - INFORMATIONAL
June 13, 2018, through July 17, 2018

1. June 14, 2018 at 1:30 PM the following bids were opened for Contract 3726, Project No. SP-000M(055), on FRCL02 – Primm Road, in Clark County, for roadbed modification with plant-mix bituminous surface & open grade, drainage, and ADA improvements.

   Las Vegas Paving Corporation.....$1,343,000.00
   Aggregate Industries SWR, Inc. $1,415,415.00

   Engineer's Estimate.....$1,365,605.42

   The Director awarded the contract on July 10, 2018, to Las Vegas Paving Corporation in the amount of $1,343,000.00.

2. June 14, 2018 at 2:00 PM the following bids were opened for Contract 3725, Project No. STP-080-2(056), on I-80 at Fairview Ditch, in Pershing County, to replace Substructure B-1392E.

   Q & D Construction LLC.....$826,618.35
   Road and Highway Builders LLC $1,020,020.00
   Spanish Springs Construction, Inc. $1,844,444.00

   Engineer's Estimate.....$1,113,907.82

   The Director awarded the contract on July 11, 2018, to Q & D Construction, LLC in the amount of $826,618.35.

3. June 14, 2018 at 2:30 PM the following bids were opened for Contract 3723, Project No. SPI-580-1(026), on I-580 at South Meadows Parkway, in Washoe County, to construct landscape and aesthetics.

   Q & D Construction LLC.....$1,517,509.60
   A & K Earth Movers, Inc. $1,565,000.00

   Engineer's Estimate.....$1,162,258.63

   The Director awarded the contract on July 11, 2018, to Q & D Construction, LLC in the amount of $1,517,509.60.

4. June 21, 2018 at 1:30 PM the following bids were opened for Contract 3727, Project No. SP-000M(061), on SR 789, in Humboldt County, for chip seal with seal coat.

   VSS International, Inc. $811,120.00
   Intermountain Slurry Seal, Inc. $875,880.00
   Sierra Nevada Construction, Inc. $898,007.00

   Engineer's Estimate.....$691,580.04

   The Director awarded the contract on July 10, 2018, to VSS International, Inc. in the amount of $811,120.00.

AMERICAN OVERSIGHT

5. June 28, 2018 at 2:00 PM the following bids were opened for Contract 3730, Project No. SPSR-0226(006), on SR 226, in Elko County, for 2" overlay.

Q & D Construction LLC	$1,499,000.00
Road and Highway Builders LLC	$1,575,575.00
Remington Construction Company LLC	$1,777,777.00

Engineer's Estimate $1,088,264.04

The Director awarded the contract on July 17, 2018, to Q & D Construction, LLC in the amount of $1,499,000.00.

6. June 28, 2018 at 2:30 PM the following bids were opened for Contract 3731, Project No. SP-000M(062), on US 95A, SR 340 and SR 827, in Lyon County, for slurry seal.

VSS International, Inc.	$349,205.05
Intermountain Slurry Seal, Inc.	$378,378.00
Sierra Nevada Construction, Inc.	$384,007.00

Engineer's Estimate $519,475.99

The Director awarded the contract on July 17, 2018, to VSS International, Inc. in the amount of $349,205.05.

7. June 28, 2018 at 3:00 PM the following bids were opened for Contract 3732, Project No. SPF-093-5(024), on US 93, in Elko County, for chip seal with seal coat.

VSS International, Inc.	$1,827,000.00
Intermountain Slurry Seal, Inc.	$1,995,994.00
Sierra Nevada Construction, Inc.	$2,044,007.00

Engineer's Estimate $1,601,023.65

The Director awarded the contract on July 17, 2018, to VSS International, Inc. in the amount of $1,827,000.00.

AMERICAN OVERSIGHT

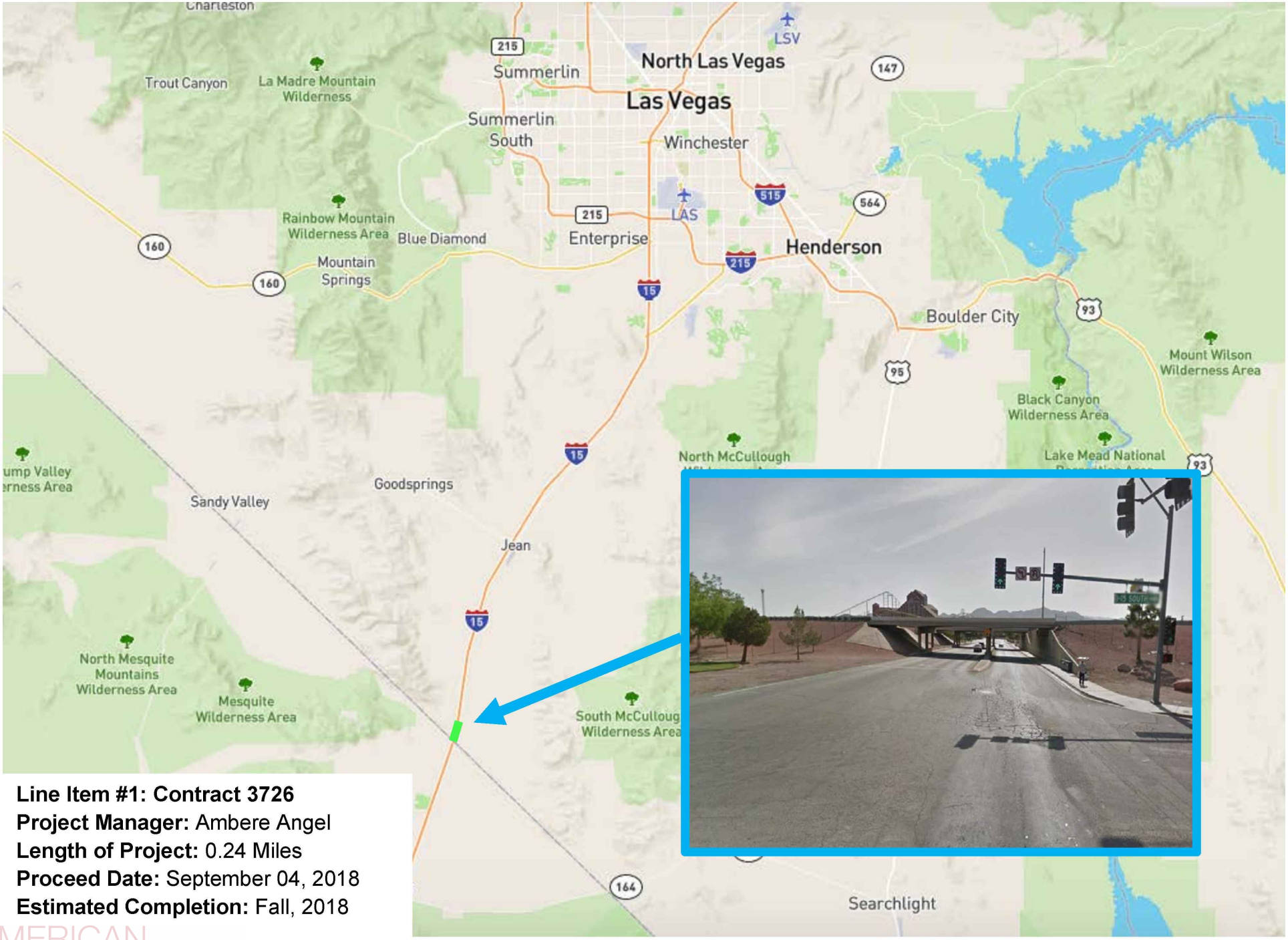

Line Item #1: Contract 3726
Project Manager: Ambere Angel
Length of Project: 0.24 Miles
Proceed Date: September 04, 2018
Estimated Completion: Fall, 2018

AMERICAN OVERSIGHT

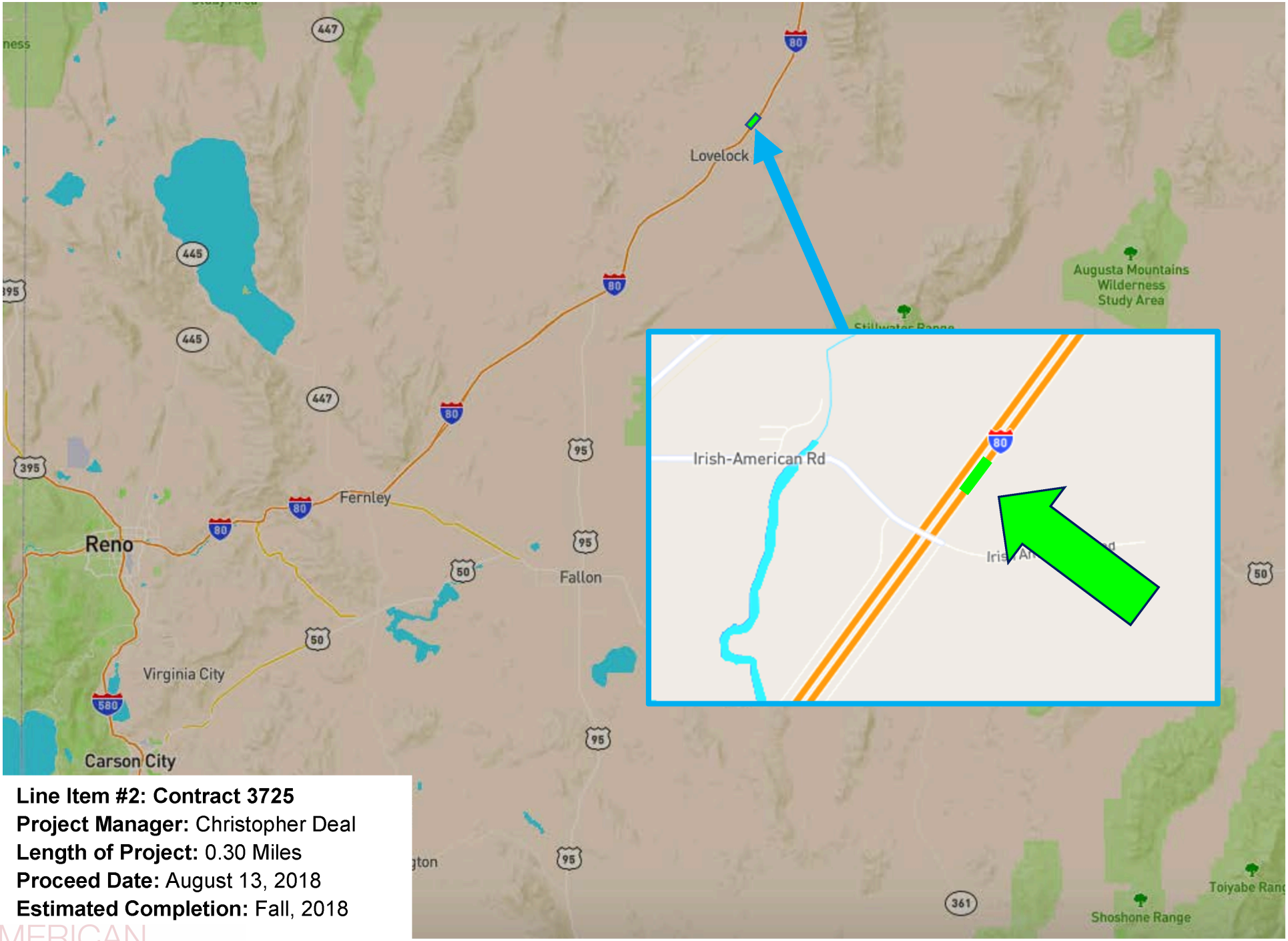

Line Item #2: Contract 3725
Project Manager: Christopher Deal
Length of Project: 0.30 Miles
Proceed Date: August 13, 2018
Estimated Completion: Fall, 2018

AMERICAN OVERSIGHT



Line Item #3: Contract 3723
Project Manager: John L'Etoile
Length of Project: 0.355 Miles
Proceed Date: August 13, 2018
Estimated Completion: Fall, 2018

AMERICAN OVERSIGHT

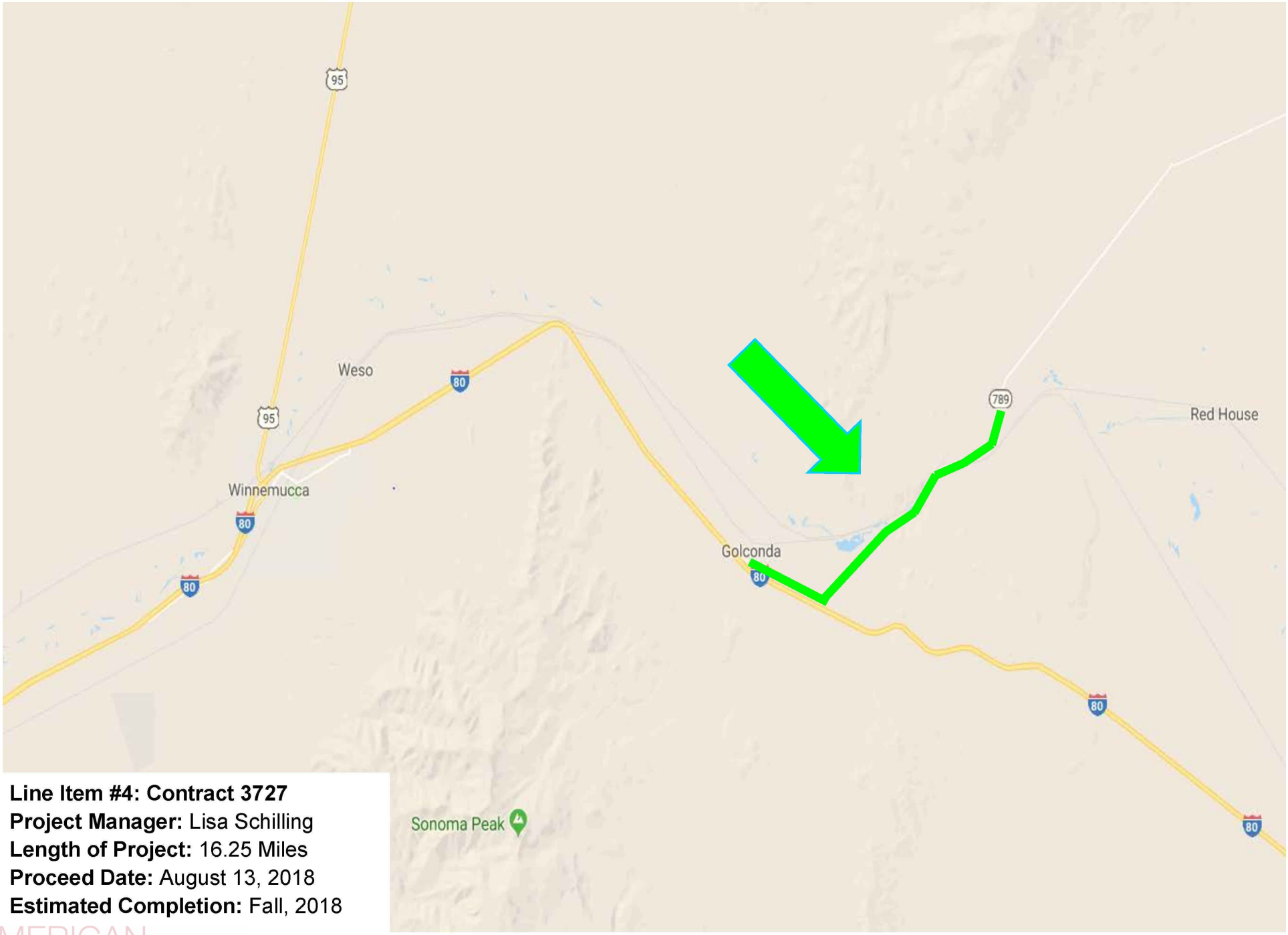

Line Item #4: Contract 3727
Project Manager: Lisa Schilling
Length of Project: 16.25 Miles
Proceed Date: August 13, 2018
Estimated Completion: Fall, 2018

AMERICAN OVERSIGHT

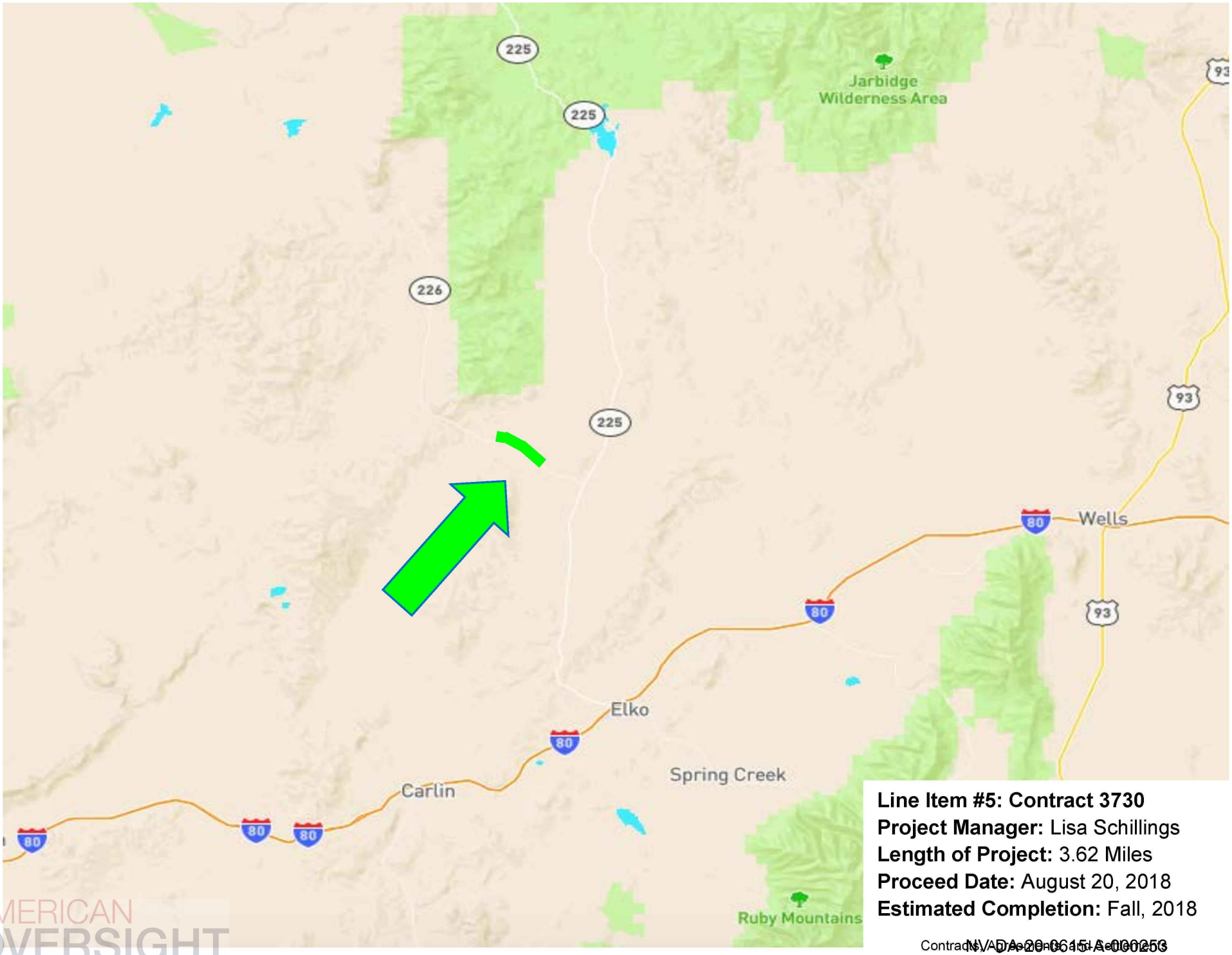

Line Item #5: Contract 3730
Project Manager: Lisa Schillings
Length of Project: 3.62 Miles
Proceed Date: August 20, 2018
Estimated Completion: Fall, 2018

AMERICAN OVERSIGHT

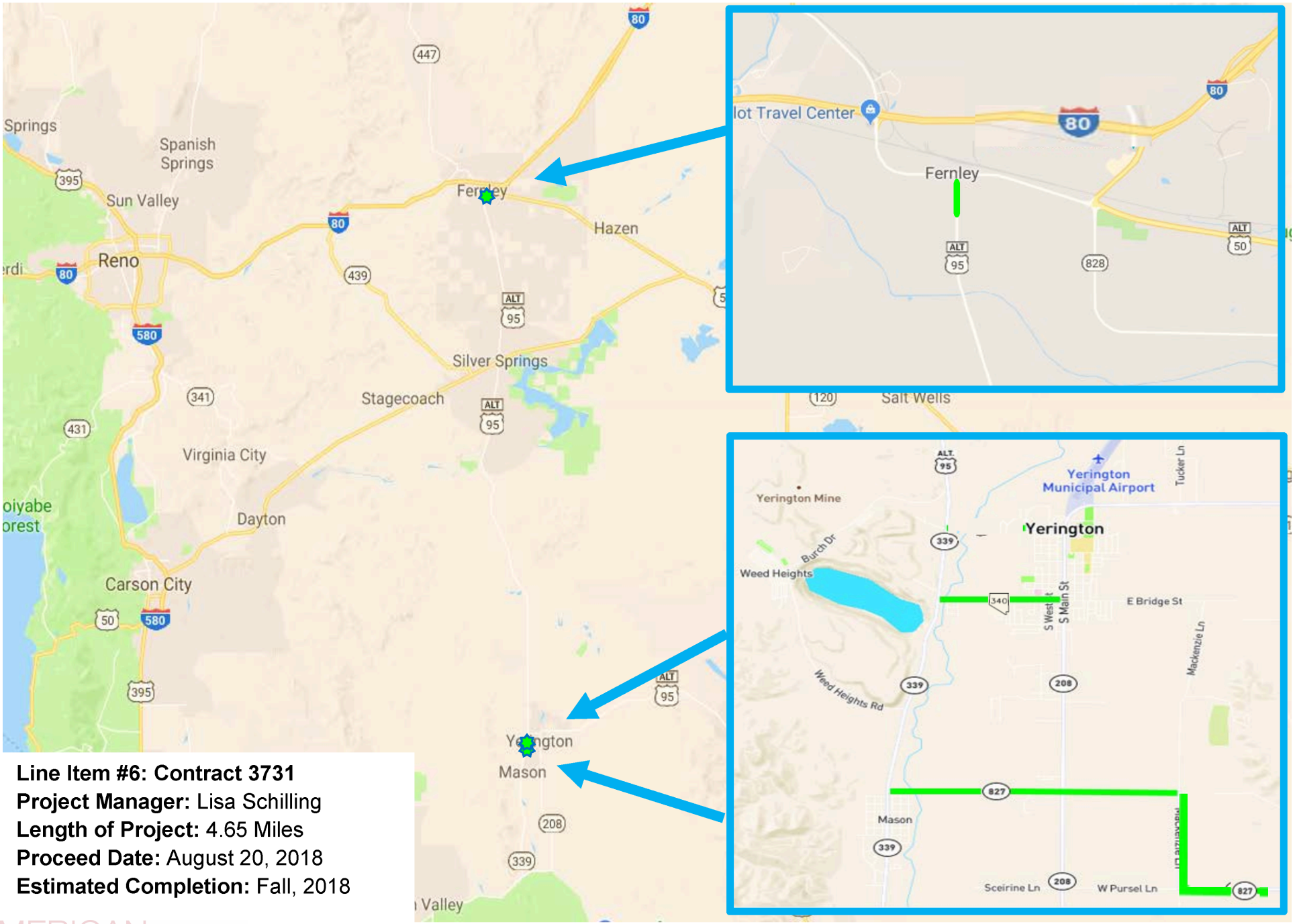

Line Item #6: Contract 3731
Project Manager: Lisa Schilling
Length of Project: 4.65 Miles
Proceed Date: August 20, 2018
Estimated Completion: Fall, 2018

AMERICAN OVERSIGHT

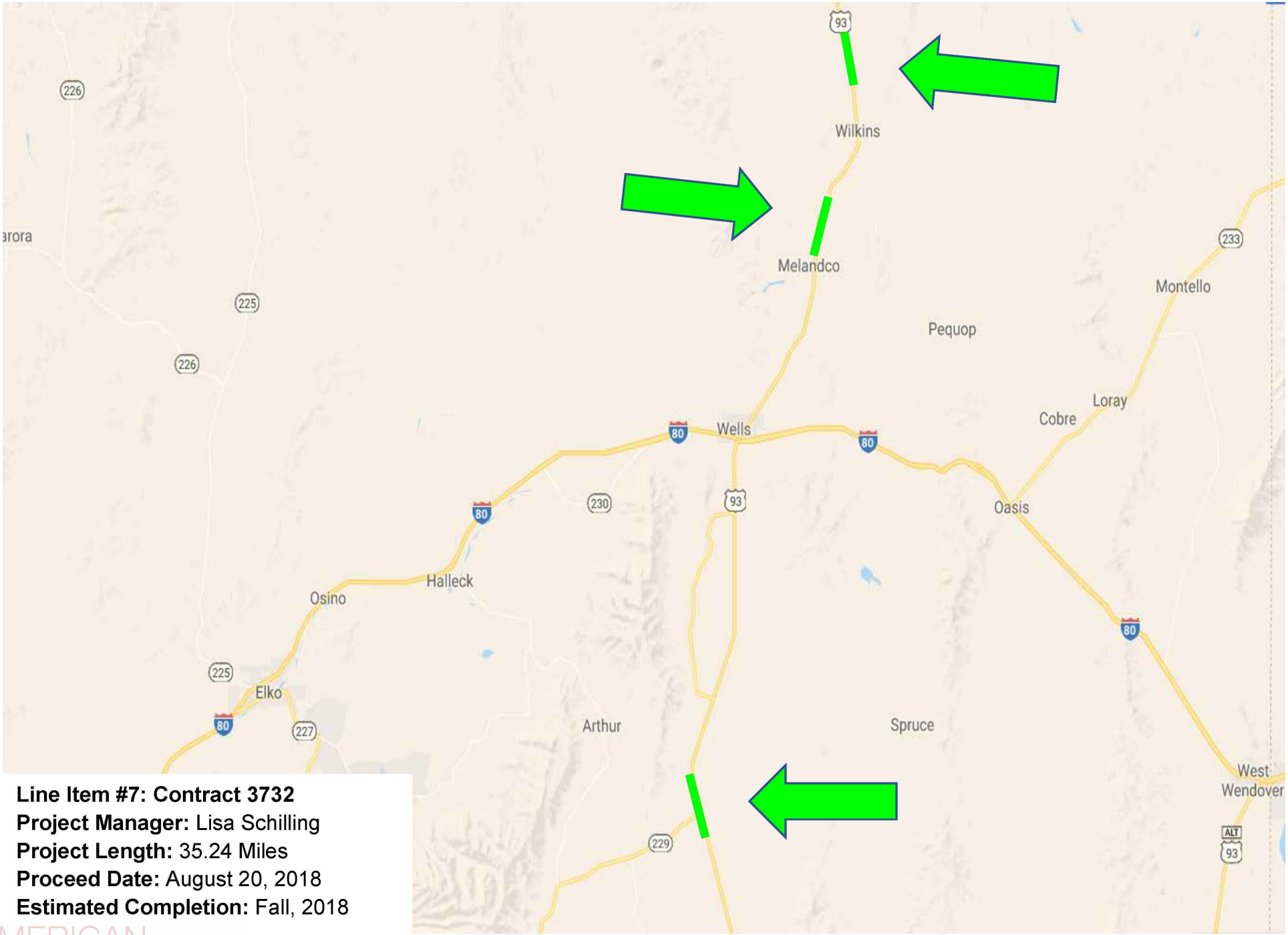

Line Item #7: Contract 3732
Project Manager: Lisa Schilling
Project Length: 35.24 Miles
Proceed Date: August 20, 2018
Estimated Completion: Fall, 2018

AMERICAN OVERSIGHT

Attachment B

AMERICAN OVERSIGHT

State of Nevada Department of Transportation
Executed Agreements - Informational
June 13, 2018 through July 17, 2018

Line No.	Agreement No.	Amend No.	Contractor	Purpose	Fed	Original Agreement Amount	Amendment Amount	Payable Amount	Receivable Amount	Start Date	End Date	Amend Date	Agree Type	Division	Dir. Office	Notes
1	27518	00	ASPEN PARK, LLC	PERMANENT AND TEMPORARY EASEMENTS	N	3,000.00	-	3,000.00	-	19-Jun-2018	30-Jun-2023	-	Acquisition	Right-of-Way	Cole	06-19-18: PERMANENT EASEMENTS OF PARCELS S-756-DO-003.470PE1 AND S-756-DO-003.511PE1, AND A TEMPORARY EASEMENT OF PARCEL S-756-DO-003.511TE1 ON CENTERVILLE LANE AT STRUCTURE B-287 TO WIDEN THE BRIDGE, CONSTRUCT A NEW CURB, GUTTER, AND SIDEWALK FOR PUBLIC SAFETY, DOUGLAS COUNTY. NV B/L#: NVD20021232227
2	27318	00	ELAYNE CORONEOS & JAMES SMEREK	PARCEL ACQUISITION	N	37,000.00	-	37,000.00	-	19-Jun-2018	30-Jun-2023	-	Acquisition	Right-of-Way	Cole	06-19-18: ACQUISITION OF PARCEL S-321-LN-002.775 CONTAINING .01 ACRES LOCATED AT THE NORTH JUNCTION OF LACOUR STREET, PIOCHE ROAD, AND URSINE ROAD FOR BUILDING DEMOLITION AND REGRADING OF LAND FOR PUBLIC SAFETY, LINCOLN COUNTY. NV B/L#: NV20101732945
3	26818	00	MICHAEL AND GRAZYNA WEBSTER	PARCEL ACQUISITION	N	5,200.00	-	5,200.00	-	19-Jun-2018	30-Jun-2023	-	Acquisition	Right-of-Way	Cole	06-19-18: ACQUISITION OF PARCEL U-050-LY-024.040 CONTAINING .06 ACRES FOR THE WIDENING OF US 50 FROM CHAVES ROAD TO THE JUNCTION WITH US 95A, LYON COUNTY. NV B/L#: EXEMPT
4	27418	00	MICHAEL AND KAREN CRONMILLER, ROBERT WOODS, AND ANNE PEREOS	PARCEL ACQUISITION	N	1,000.00	-	1,000.00	-	19-Jun-2018	30-Jun-2023	-	Acquisition	Right-of-Way	Cole	06-19-18: ACQUISITION OF PARCEL U-050-LY-023.623 CONTAINING .06 ACRES FOR THE WIDENING OF US 50 FROM CHAVES ROAD TO THE JUNCTION WITH US 95A, LYON COUNTY. NV B/L#: EXEMPT
5	27918	00	MURRY & JUDY WALKER	PARCEL ACQUISITION	N	15,000.00	-	15,000.00	-	25-Jun-2018	30-Jun-2023	-	Acquisition	Right-of-Way	Cole	06-25-18: ACQUISITION OF PARCEL U-050-LY-021.620 CONTAINING .30 ACRES AND A TEMPORARY EASEMENT OF PARCEL U-050-LY-021.620TE1 FOR THE WIDENING OF US 50 AND TO IMPROVE DRAINAGE, LYON COUNTY. NV B/L#: EXEMPT
6	24318	00	ELKO TELEVISION DISTRICT	SUB-LEASE FACILITIES FOR COMMUNICATION EQUIPMENT	N	116,000.00	-	116,000.00	-	14-Jun-2018	30-Jun-2028	-	Facility	Traffic Operation	Thor	06-14-18: SUB-LEASE COMMUNICATIONS FACILITIES FOR THE INSTALLATION AND OPERATION OF RADIO AND MICROWAVE ANTENNAS, TRANSCEIVERS, FIBER OPTIC EQUIPMENT, AND VARIOUS OTHER EQUIPMENT AT PEAVEY HILL AND PEQUOP SUMMIT TO ALLOW THE DEPARTMENT TO OPERATE THE NEVADA SHARED RADIO SYSTEM (NSRS), ROADWAY WEATHER INFORMATION SYSTEM (RWIS) AND THE INTELLIGENT TRANSPORTATION SYSTEM (ITS) COMMUNICATIONS THROUGHOUT THE AREA, ELKO COUNTY. NV B/L#: EXEMPT
7	21518	00	KNS COMMUNICATIONS CONSULTANTS	SUB-LEASE FACILITIES FOR COMMUNICATION EQUIPMENT	N	110,142.40	-	110,142.00	-	1-Jul-2018	30-Jun-2028	-	Facility	Traffic Operation	Thor	07-01-18: SUB-LEASE COMMUNICATIONS FACILITIES FOR THE INSTALLATION AND OPERATION OF RADIO AND MICROWAVE ANTENNAS AND VARIOUS OTHER EQUIPMENT AT GRINDSTONE MOUNTAIN SITE TO ALLOW THE DEPARTMENT TO OPERATE THE NEVADA SHARED RADIO SYSTEM (NSRS), ROADWAY WEATHER INFORMATION SYSTEM (RWIS) AND THE INTELLIGENT TRANSPORTATION SYSTEM (ITS) COMMUNICATIONS THROUGHOUT THE AREA, ELKO COUNTY. NV B/L#: EXEMPT
8	27018	00	NV ENERGY	LINE EXTENSION	N	11,182.00	-	11,182.00	-	19-Jun-2018	30-Jun-2023	-	Facility	Right-of-Way	Cole	06-19-18: LINE EXTENSION TO PROVIDE LIGHTING FOR THE WIDENING OF US 50 FROM CHAVES ROAD TO THE JUNCTION WITH US 95A, AT OR NEAR THE INTERSECTION OF 1990 US 50 AND AIRPORT, LYON COUNTY. NV B/L#: NVD19831015840
9	27118	00	NV ENERGY	LINE EXTENSION	N	10,921.00	-	10,921.00	-	19-Jun-2018	30-Jun-2023	-	Facility	Right-of-Way	Cole	06-19-18: LINE EXTENSION TO PROVIDE LIGHTING FOR THE WIDENING OF US 50 FROM CHAVES ROAD TO THE JUNCTION WITH US 95A, AT OR NEAR INTERSECTION OF 1140 US 50 AND DEODAR STREET, LYON COUNTY.
10	27218	00	NV ENERGY	LINE EXTENSION	N	9,909.00	-	9,909.00	-	19-Jun-2018	30-Jun-2023	-	Facility	Right-of-Way	Cole	06-19-18: LINE EXTENSION TO PROVIDE LIGHTING FOR THE WIDENING OF US 50 FROM CHAVES ROAD TO THE JUNCTION WITH US 95A, AT OR NEAR THE INTESECTION OF 3560 US 50 AND ONYX STREET, LYON COUNTY. NV B/L#: NVD19831015840
11	28218	00	UNION PACIFIC RAILROAD	SEISMIC REHABILITATION	Y	25,000.00	-	25,000.00	-	25-Jun-2018	30-Jun-2023	-	Facility	Right-of-Way	Cole	06-25-18: SEISMIC RETROFIT AND DECK REHABILITATION OF THE VIADUCT, RAMP STRUCTURES, AND RAILROAD OVERPASS AT BRIDGE G-947 LOCATED AT I-515 AND THE DOWNTOWN VIADUCT IN LAS VEGAS FOR PUBLIC SAFETY, CLARK COUNTY. NV B/L#: NVF19691003146
12	31918	00	LANDER COUNTY	AVIATION GRANT	N	1,071.75	-	1,071.75	-	29-Jun-2018	31-Aug-2018	-	Grantee	Planning	Sondra	06-29-18: FEDERAL AVIATION ADMINISTRATION (FAA) AIRPORT IMPROVEMENT PROJECT (AIP) 3-32-0001-026-2017, TO RECONSTRUCT THE TAXIWAY CHARLIE AT THE BATTLE MOUNTAIN AIRPORT (BMA), LANDER COUNTY. NV B/L#: EXEMPT
13	24518	00	BOARD OF REGENTS, NSHE	EMPLOYEE SATISFACTION SURVEY	N	9,965.00	-	9,965.00	-	20-Jun-2018	28-Sep-2018	-	Interlocal	Human Resources	Bill	06-20-18: ADMINISTRATION OF THE DEPARTMENT'S EMPLOYEE SATISFACTION SURVEY, RESPONSE COMPILATION, AND FINAL REPORT, STATEWIDE. NV B/L#: EXEMPT
14	62816	01	CHURCHILL COUNTY WEED	WEED ABATEMENT	N	80,000.00	160,000.00	240,000.00	-	12-Oct-2016	31-Dec-2022	19-Jun-2018	Interlocal	Maintenance & Asset Management	Thor	AMD 1 06-19-18: EXTEND TERMINATION DATE FROM 12-31-18 TO 12-31-22 AND INCREASE AUTHORITY BY $160,000.00 FROM $80,000.00 TO $240,000.00 FOR THE CONTINUATION OF SERVICES. 10-12-16: PROVIDE NOXIOUS WEED CONTROL WITHIN THE DEPARTMENT'S RIGHT-OF-WAY, CHURCHILL COUNTY. NV B/L#: EXEMPT
15	62916	01	DOUGLAS COUNTY PARKS & RECREATION	WEED ABATEMENT	N	181,600.00	363,200.00	544,800.00	-	17-Oct-2016	31-Dec-2022	20-Jun-2018	Interlocal	Maintenance & Asset Management	Thor	AMD 1 06-20-18: EXTEND TERMINATION DATE FROM 12-31-18 TO 12-31-22 AND INCREASE AUTHORITY BY $363,200.00 FROM $181,600.00 TO $544,800.00 FOR THE CONTINUATION OF SERVICES. 10-17-16: PROVIDE NOXIOUS WEED CONTROL WITHIN THE DEPARTMENT'S RIGHT-OF-WAY, CARSON CITY, DOUGLAS, AND WASHOE COUNTIES. NV B/L#: EXEMPT

AMERICAN OVERSIGHT

Line No.	Agreement No.	Amend No.	Contractor	Purpose	Fed	Original Agreement Amount	Amendment Amount	Payable Amount	Receivable Amount	Start Date	End Date	Amend Date	Agree Type	Division	Dir. Office	Notes
16	32518	00	GREAT BASIN COLLEGE	EPA SECTION 609 TRAINING	N	5,980.00	-	5,980.00	-	18-Jun-2018	31-Dec-2018	-	Interlocal	Training	Bill	06-18-18: PROVIDE REQUIRED EPA SECTION 609 TRAINING FOR EQUIPMENT SHOPS TO SERVICE VEHICLE AIR CONDITIONING THAT INCLUDES CERTIFICATION IN SAFETY PRECAUTIONS, EPA HANDLING REQUIREMENTS, REGULATIONS FOR PURCHASING, STORING, TRANSPORTING, AND REGULATIONS FOR TESTING, RECOVERING AND RECHARGING A/C SYSTEMS, ELKO COUNTY. NV B/L#: EXEMPT
17	63116	01	TRI-COUNTY WEED CONTROL	WEED ABATEMENT	N	268,518.20	537,036.40	805,554.60	-	30-Sep-2016	31-Dec-2022	14-Jun-2018	Interlocal	Maintenance & Asset Management	Thor	AMD 1 06-14-18: EXTEND TERMINATION DATE FROM 12-31-18 TO 12-31-22 AND INCREASE AUTHORITY BY $537,036.40 FROM $268,518.20 TO $805,554.60 FOR THE CONTINUATION OF SERVICE. 09-30-16: PROVIDE NOXIOUS WEED CONTROL WITHIN THE DEPARTMENT'S RIGHT-OF-WAY IN LINCOLN, NYE, WHITE PINE, AND CLARK COUNTIES. NV B/L#: EXEMPT
18	14618	00	AM QUIP DBA 4 OLIO CRANE GROUP	CRANE MAINTENACE AND REPAIR	N	49,321.00	-	49,321.00	-	11-Jul-2018	31-Mar-2021	-	Service Provider	District III	Tracy/Boyd	07-11-18: PROVIDE MAINTENANCE AND REPAIR SERVICE OF CRANES AND/OR HOISTS AT VARIOUS LOCATIONS IN DISTRICT III, ELKO, EUREKA, HUMBOLDT, LANDER, AND WHITE PINE COUNTIES. NV B/L#: NVF20051751705-Q PROPOSERS: AMERICAN EQUPIMENT, LLC DBA 4 OLIO CRANE GROUP, AP MECHANICAL & CRANE SERVICE, LLC
19	22018	00	FAITH VISION, INC.	JANITORIAL SERVICES	N	46,800.00	-	46,800.00	-	2-Jul-2018	31-Dec-2020	-	Service Provider	District I	Tracy/Mary	07-02-18: PROVIDE JANITORIAL SERVICES FOR FIVE (5) CREW TRAILERS AND ONE (1) TRAINING BUILDING AT VARIOUS LOCATIONS IN LAS VEGAS, CLARK COUNTY. NV B/L#: NVD20091465624-Q PROPOSERS: FAITH VISION, INC., JC BUILDING MAINTENANCE
20	30318	00	RHP MECHANICAL SERVICES	HVAC SERVICES AND REPAIRS	N	20,000.00	-	20,000.00	-	14-Jun-2018	30-Jun-2020	-	Service Provider	Information Technologies	Robert	06-14-18: PROVIDE HVAC MAINTENANCE AND EMERGENCY REPAIRS TO THE INFORMATION TECHNOLOGY (IT) SERVER ROOM HVAC SYSTEM, CARSON CITY. NV B/L#: NVD20041446186-S

AMERICAN OVERSIGHT

SERVICE PROVIDER AGREEMENTS OVER $50,000															
Line No.	Agreement No.	Amend No.	Contractor	Purpose	Fed	Original Agreement Amount	Amendment Amount	Payable Amount	Receivable Amount	Start Date	End Date	Amend Date	Agree Type	Division	Dir. Office	Notes
21	12418	00	AL-MAR CLEANING SERVICES	JANITORIAL SERVICE	N	84,225.00	-	84,225.00	-	25-Jun-2018	31-Dec-2022	-	Service Provider	District I	Tracy/Mary	06-25-18: JANITORIAL SERVICES FOR TONOPAH MAINTENANCE STATION, NYE COUNTY. NV B/L#: NV20121462526-Q PROPOSER: AL-MAR CLEANING SERVICES
22	54317	00	CUSTOM AIRE, INC.	HVAC SERVICES AND REPAIRS	N	160,000.00	-	160,000.00	-	25-Jun-2018	25-Jun-2022	-	Service Provider	Traffic Operation	Thor	06-25-18: PROVIDE HVAC MAINTENANCE AND EMERGENCY REPAIRS IN REMOTE AREAS THAT REQUIRE FOUR-WHEEL DRIVE VEHICLES TO ACCESS THE DEPARTMENT'S INTELLIGENT TRANSPORTATION SYSTEM (ITS) AND NEVADA SHARED RADIO SYSTEM (NSRS) FACILITIES, STATEWIDE. NV B/L#: NVD19931044480-Q PROPOSERS: CUSTOM AIRE, INC., GARDNER ENGINEERING AND MECHANICAL SERVICES
23	04918	00	FAITH VISION, INC.	JANITORIAL AND LANDSCAPE SERVICES	N	120,984.00	-	120,984.00	-	2-Jul-2018	31-Dec-2022	-	Service Provider	District I	Tracy/Mary	07-02-18: PROVIDE JANITORIAL SERVICES SEVEN (7) DAYS A WEEK AND LANDSCAPING SERVICES MONTHLY THAT INCLUDES WEED CONTROL, PRUNING, PEST/RODENT CONTROL, FERTILIZATION, MAINTAINING BIKE RACKS, BENCHES, AND REPAIRING/REPLACING HOSE BIBS AT THE BOULDER CITY REST AREA , CLARK COUNTY. NV B/L#: NVD20091465624-Q PROPOSER: FAITH VISION, INC.
24	30218	00	HIGHWAY STRIPING AND SIGNS, LLC	RESIGNING OF THE NEW I-11	N	159,714.00	-	159,714.00	-	13-Jul-2018	30-Jun-2019	-	Service Provider	Traffic Operation	Thor	07-13-18: REMOVE AND REPLACE SIGNS AT VARIOUS LOCATIONS FOR THE NEW I-11 TO ASSIST THE TRAVELING PUBLIC, CLARK COUNTY. NV B/L#: NVD20031035613-Q PROPOSERS: HIGHWAY STRIPING AND SIGNS, LLC, LAS VEGAS PAVING CORPORATION, NEVADA BARRICADE AND SIGN COMPANY, INC.
25	34018	00	INRIX, INC.	DATA SOFTWARE LICENSE	N	110,000.00	-	110,000.00	-	2-Jul-2018	6-Jul-2019	-	Service Provider	Performance Analysis	Sondra	07-02-18: PROVIDE SOFTWARE LICENSE "INRIX TRAFFIC ANALYTICS SUITE," AN ALL ENCOMPASSING MOBILE TRAFFIC, MAPS, NAVIGATION AND PARKING APPLICATION, TO UTILIZE TRAFFIC DATA AND THE ANALYTICAL TOOLS TO CALCULATE CONGESTION LEVELS ON ALL NEVADA ROADS AS REQUIRED BY NEVADA LAW AND THE FEDERAL HIGHWAY ADMINISTRATION FOR NDOT'S PERFORMANCE MEASURES, STATEWIDE. NV B/L#: EXEMPT
26	14418	00	LAS VEGAS PAVING CORPORATION	BRIDGE REPAIR	N	149,000.00	-	149,000.00	-	13-Jun-2018	31-Dec-2018	-	Service Provider	District I	Tracy/Mary	06-13-18: REPAIR BRIDGE SUBSTRUCTURE AND BEAM AT BRIDGE STRUCTURE G-949 OVER I-15 SOUTHBOUND, CLARK COUNTY. NV B/L#: NVD19581000650-Q PROPOSAL: LAS VEGAS PAVING CORPORATION
27	21118	00	LAS VEGAS PAVING CORPORATION	RESIGNING OF I-215	N	118,254.30	-	118,254.30	-	10-Jul-2018	31-Mar-2019	-	Service Provider	District I	Tracy/Mary	07-10-18: REMOVE AND REPLACE DAMAGED OVERHEAD SIGN PANELS FROM NORMAL WEAR AND TEAR ON I-215, FROM I-515 TO STEPHANIE STREET IN HENDERSON, CLARK COUNTY. NV B/L#: NVD1581000650-Q PROPOSERS: LAS VEGAS PAVING CORPORATION, NEVADA BARRICADE AND SIGNS COMPANY
28	64117	01	MOVE TRAFFIC, LLC	MANUAL ON UNIFORM TRAFFIC CONTROL DEVICES (MUTCD) TRAINING	N	42,900.00	42,900.00	85,800.00	-	8-Feb-2018	31-Dec-2018	5-Jul-2018	Service Provider	Training	Bill	AMD 1 07-05-18: INCREASE AUTHORITY BY $42,900.00 FROM $42,900.00 TO $85,800.00 FOR ADDITIONAL TRAINING NEEDS IN EACH DISTRICT. 02-08-18: PROVIDE TRAINING ON TRAFFIC CONTROL AND THE MANUAL ON UNIFORM TRAFFIC CONTROL DEVICES (MUTCD) FOR STREETS AND HIGHWAYS IN EACH DISTRICT FOR THE SAFETY OF EMPLOYEES AND THE TRAVELING PUBLIC, CLARK, WASHOE, AND ELKO COUNTIES. NV B/L#: NVF2018157983-S
29	42517	00	NEVADA BARRICADE & SIGN COMPANY, INC.	INSTALL STATE SIGNS	N	200,934.53	-	200,934.53	-	10-Jul-2018	30-Jun-2019	-	Service Provider	Traffic Operation	Thor	07-10-18: INSTALL 13 STATE FURNISHED SIGNS AT VARIOUS STATE PARKS IN DISTRICT II WEST, CARSON CITY, DOUGLAS, LYON, AND WASHOE COUNTIES. NV B/L#: NVD20001224303-Q PROPOSER: NEVADA BARRICADE & SIGN COMPANY, INC.
30	42617	00	NEVADA BARRICADE & SIGN COMPANY, INC.	INSTALL STATE SIGNS	N	249,525.49	-	249,525.49	-	10-Jul-2018	30-Jun-2019	-	Service Provider	Traffic Operation	Thor	07-10-18: INSTALLTION OF 16 STATE FURNISHED SIGNS AT VARIOUS STATE PARKS IN DISTRICT II EAST, CHURCHILL, LYON, AND PERSHING COUNTIES. NV B/L#: NVD20001224303-Q PROPOSER: NEVADA BARRICADE & SIGN COMPANY, INC.
31	11017	01	OBERON3, INC.	REST AREA SURVEY SYSTEM	N	8,900.00	27,600.00	36,500.00	-	14-Mar-2017	31-Dec-2021	14-Jun-2018	Service Provider	Maintenance & Asset Management	Thor	AMD 1 06-14-18: EXTEND TERMINATION DATE FROM 12-31-18 TO 12-31-21 AND INCREASE AUTHORITY BY $27,600.00 FROM $8,900.00 TO $36,500.00 FOR THE CONTINUATION OF SERVICES. 03-14-17: PROVIDE ON-THE-SPOT SURVEYS AT TEN (10) REST AREAS VIA SMS, WEB, PHONE, AND/OR QR CODE FOR REST AREA CLEANLINESS AND CUSTOMER SATISFACTION, WASHOE, CLARK, NYE, EUREKA, HUMBOLDT, CHURCHILL, ESMERALDA, MINERAL, AND PERSHING COUNTIES. NV B/L#: NVF20161714787-S
32	30718	00	Q&D CONSTRUCTION, LLC	BRIDGE MAINTENANCE	N	134,000.00	-	134,000.00	-	11-Jul-2018	31-Dec-2018	-	Service Provider	District III	Tracy/Boyd	07-11-18: PROVIDE BRIDGE MAINTENANCE TO PROTECT THE EXISTING BRIDGE DECK OF THE DUNPHY BRIDGE FROM EXCESSIVE CRACKING, EUREKA COUNTY. NV B/L#: NVD19671000639-Q PROPOSERS: Q&D CONSTRUCTION, MKD CONSTRUCTION

AMERICAN OVERSIGHT

SERVICE PROVIDER AGREEMENTS OVER $50,000																
Line No.	Agreement No.	Amend No.	Contractor	Purpose	Fed	Original Agreement Amount	Amendment Amount	Payable Amount	Receivable Amount	Start Date	End Date	Amend Date	Agree Type	Division	Dir. Office	Notes
33	33818	00	WAYCARE	PREDICTIVE ANALYSIS PLATFORM	N	80,000.00	-	80,000.00	-	29-Jun-2018	31-Dec-2018	-	Service Provider	Director's Office	Bill	06-29-18: PROVIDE A PREDICTIVE ANALYSIS PLATFORM THAT INTERFACES WITH FREEWAY AND ARTERIAL SYSTEM OF TRANSPORTATION (FAST) OPERATIONS CENTER AND FREEWAY SERVICE PATROL OPERATION IN SOUTHERN NEVADA. A PILOT STUDY WAS CONDUCTED FROM OCTOBER 2017 THROUGH MARCH 2018 TO DETERMINE THE BENEFITS OF THIS NEW TECHNOLOGY INTERFACING WITH OUR FREEWAY SERVICE PATROL OPERATIONS. THE RESULTS WERE EXTREMELY ENCOURAGING WITH FREEWAY INCIDENTS BEING IDENTIFIED AND RESPONDED TO AN AVERAGE OF 12-15 MINUTES FASTER THAN BEFORE. THIS AGREEMENT IS TO CONTINUE THE CURRENT PILOT FOR SIX (6) MONTHS AND TO COVER THE COSTS OF SOFTWARE PLATFORM ENHANCEMENTS, CLARK COUNTY. NV B/L#: NVF20181260636-S
34	64815	02	WOOD RODGERS, INC.	STATEWIDE LONG-RANGE TRANSPORTATION PLAN	Y	1,898,787.00	200,052.00	2,591,049.00	-	12-Jul-2016	30-Jun-2019	9-Jul-2018	Service Provider	Planning	Sondra	AMD 2 07-09-18: INCREASE AUTHORITY BY $200,052.00 FROM $2,390,997.00 TO $2,591,049.00 DUE TO OVERWHELMING INTEREST IN THE I-11 PROJECT RESULTING IN REQUESTING SEVERAL ADDITIONAL REPORTS FROM THE CONSULTANT AS WELL AS REQUESTING ATTENDANCE AT ADDITIONAL FORMAL STAKEHOLDER MEETINGS, AND TO ASSIST IN REVIEWING LARGE AMOUNTS OF DATA PRODUCED BY RESOURCE AGENCIES TO ENSURE THE ANALYSIS IS COMPREHENSIVE. AMD 1 01-08-18: INCREASE AUTHORITY BY $492,210.00 FROM $1,898,787.00 TO $2,390,997.00 AND EXTEND TERMINATION DATE FROM 12-31-17 TO 06-30-19 TO COVER ADDITIONAL SCOPE OF SERVICES THAT REQUIRES EXTENSIVE PUBLIC OUTREACH. 7-12-2016: DEVELOPMENT OF NEVADA'S LONG-RANGE TRANSPORTATION PLAN (LRTP) FOR NEVADA TO BE "FAST ACT" COMPLIANT WITH THE FEDERAL TRANSPORTATION REQUIREMENTS, STATEWIDE. NV. B/L#: NV20031304987-R
35	43614	02	WOOD RODGERS, INC.	SAFETY MANAGEMENT PLANS (SMP)	Y	665,000.00	67,920.00	732,920.00	-	13-Oct-2014	30-Sep-2018	18-Jun-2018	Service Provider	Safety	Sondra	AMD 2 06-18-18: INCREASE AUTHORITY BY $67,920.00 FROM $665,000.00 TO $732,920.00 DUE TO IDENTIFYING A NEED TO COMPLETE A SAFETY MANAGEMENT PLAN (SMP) ON MCCARREN BOULEVARD FROM SUTRO STREET TO VIRGINIA STREET. AMD 1 11-22-16: EXTEND TERMINATION DATE FROM 12-31-16 TO 09-30-18 FOR CONTINUATION OF SERVICES.. 10-13-14: PROVIDE SAFETY MANAGEMENT PLANS (SMP) FOR THE IMPLEMENTATION OF THE STATE'S HIGHWAY SAFETY IMPROVEMENT PROGRAM (HSIP) TO REDUCE THE NUMBER OF FATALITIES IN THE STATE OF NEVADA. SMP'S WILL ALSO INTEGRATE SAFETY ENGINEERING TYPE IMPROVEMENTS ACROSS THE ENTIRE SYSTEM OF ROADS AND COORDINATE WITH ALL STATE AND LOCAL AGENCIES THAT HAVE A HAND IN ADDRESSING PUBLIC SAFETY ISSUES, STATEWIDE. NV B/L#: NV20031304987-R

AMERICAN OVERSIGHT

NO COST AGREEMENTS AND/OR AMENDMENTS															
Line No.	Agreement No.	Amend No.	Contractor	Purpose	Fed	Original Agreement Amount	Amendment Amount	Payable Amount	Receivable Amount	Start Date	End Date	Amend Date	Agree Type	Division	Dir. Office	Notes
36	34618	00	CARSON CITY PUBLIC WORKS DEPARTMENT	PEDESTRIAN SAFETY IMPROVEMENTS	N	-	-	-	-	16-Jul-2018	16-Jul-2020	-	Cooperative	Safety	Sondra	07-16-18: **NO COST AGREEMENT** FOR PEDESTRIAN SAFETY IMPROVEMENTS TO INCLUDE RECTANGULAR RAPID FLASHING BEACONS, DRIVER FEEDBACK SIGNS, LED STREET LIGHTING, SIDEWALK, AND ADA IMPROVEMENTS WITHIN THE STEWART AND CARSON COMMUNITIES OF THE WASHOE TRIBE, CARSON CITY COUNTY. NV B/L#: EXEMPT
37	03018	00	CITY OF LAS VEGAS, PUBLIC WORKS	MAINTAIN BEACON SYSTEMS	N	-	-	-	-	9-May-2018	9-May-2020	-	Cooperative	Safety	Sondra	05-09-18: **NO COST AGREEMENT** FOR MAINTENANCE AND OPERATION OF PEDESTRIAN FLASHING BEACON SYSTEMS ALONG CHARLESTON BOULEVARD, CLARK COUNTY. NV B/L#: EXEMPT
38	32418	00	SILVER STATE CLASSIC CHALLENGE	EVENT PERMIT	N	14,500.00	-		14,500.00	27-Jun-2018	16-Sep-2018	-	Event	District III	Tracy/Boyd	06-27-18: **NO COST AGREEMENT** TO CONDUCT AN OPEN ROAD EVENT NORTH OF ELY ON SR 318 AND SR 490 ON SEPTEMBER 14TH, 15TH, AND 16TH, 2018, LINCOLN, NYE, AND WHITE PINE COUNTIES. NV B/L#: NVD19941074192
39	28718	00	CC COMMUNICATIONS	MANHOLE AND VALVE COVERS	N	-	-	-	-	12-Jul-2018	30-Jun-2023	-	Facility	Right-of-Way	Cole	07-12-18: **NO COST AGREEMENT** TO ADJUST MANHOLE AND VALVE COVERS ON US 50 ROUNDABOUT AT THE JUNCTION OF US 50 AND US 95A, LYON COUNTY. NV B/L#: EXEMPT
40	28818	00	CHARTER COMMUNICATIONS	MANHOLE AND VALVE COVERS	Y	1,100.00	-	-	1,100.00	11-Jul-2018	30-Jun-2023	-	Facility	Right-of-Way	Cole	07-11-18: **NO COST AGREEMENT** TO ADJUST MANHOLE AND VALVE COVERS ON US 50 ROUNDABOUT AT THE JUNCTION OF US 50 AND US 95A, LYON COUNTY. NV B/L#: NVF20041300276
41	27818	00	NV ENERGY	DESIGN APPROVAL AGREEMENT	N	-	-	-	-	20-Jun-2018	30-Jun-2023	-	Facility	Right-of-Way	Cole	06-20-18: **NO COST DESIGN APPROVAL AGREEMENT** FOR THE WIDENING OF US 50 AND DRAINAGE IMPROVEMENTS FROM CHAVES ROAD TO THE JUNCTION WITH US 95A, LYON COUNTY. NV B/L#: NVD19831015840
42	28118	00	NV ENERGY	DESIGN INITIATION AGREEMENT	N	-	-	-	-	25-Jun-2018	30-Jun-2023	-	Facility	Right-of-Way	Cole	06-25-18: **NO COST DESIGN INITIATION AGREEMENT** TO INSTALL A NEW SERVICE POINT FOR NDOT USE ON STATE OWNED PROPERTY ABUTTING THE WEST MARGIN OR MARTIN LUTHER KING BOULEVARD, BETWEEN SILVER AND BANNIE AVENUES, CLARK COUNTY. NV B/L#: NVD19831015840
43	28418	00	NV ENERGY	MANHOLE AND VALVE COVERS	N	1,800.00	-	-	1,800.00	28-Jun-2018	30-Jun-2023	-	Facility	Right-of-Way	Cole	06-28-18: **NO COST AGREEMENT** TO ADJUST MANHOLE AND VALVE COVERS ON SECOND STREET, FROM KEYSTONE AVENUE TO I-580, AND ON ARLINGTON AVENUE, FROM COURT STREET TO SIXTH STREET FOR PEDESTRIAN AND ADA IMPROVEMENTS, WASHOE COUNTY. NV B/L#: NVD19831015840
44	27718	00	NV ENERGY	DESIGN APPROVAL AGREEMENT	N	-	-	-	-	20-Jun-2018	30-Jun-2023	-	Facility	Right-of-Way	Cole	06-20-18: **NO COST DESIGN APPROVAL AGREEMENT** TO INSTALL STREET LIGHTING FOR DISTRICT II BETTERMENT PROJECT LOCATED ON US 50 FROM CHAVES ROAD TO ROY'S ROAD , LYON COUNTY. NV B/L#: NVD19831015840
45	28018	00	NV ENERGY	DESIGN INTIATION AGREEMENT	N	-	-	-	-	28-Jun-2018	30-Jun-2023	-	Facility	Right-of-Way	Cole	06-28-18: **NO COST DESIGN INITIATION AGREEMENT** TO INSTALL INFRASTRUCTURE TECHNOLOGY SERVICES (ITS) FOR APPROXIMATELY SEVEN (7) "SMART SITES" ON LAUGHLIN HIGHWAY AT THE INTERSECTION WITH CASINO DRIVE, CLARK COUNTY. NV B/L#: NVD19831015840
46	29018	00	NV ENERGY	DESIGN APPROVAL AGREEMENT	N	-	-	-	-	5-Jul-2018	5-Jul-2023	-	Facility	Right-of-Way	Cole	07-05-18: **NO COST DESIGN APPROVAL AGREEMENT** TO PROVIDE TWO (2) NEW POWER SOURCES ON I-80 AT THE USA PARKWAY INTERCHANGE, STOREY COUNTY. NV B/L#: NVD19831015840
47	28518	00	SILVER SPRINGS GENERAL IMPROVEMENT DISTRICT	MANHOLE AND VALVE COVERS	Y	6,600.00	-	-	6,600.00	11-Jul-2018	30-Jun-2023	-	Facility	Right-of-Way	Cole	07-11-18: **NO COST AGREEMENT** TO ADJUST MANHOLE AND VALVE COVERS ON US 50 ROUNDABOUT AT THE JUNCTION OF US 50 AND US 95A, LYON COUNTY. NV B/L#: EXEMPT
48	28618	00	SILVER SPRINGS MUTUAL WATER COMPANY	MANHOLE AND VALVE COVERS	Y	3,200.00	-	-	3,200.00	11-Jul-2018	30-Jun-2023	-	Facility	Right-of-Way	Cole	07-11-18: **NO COST AGREEMENT** TO ADJUST MANHOLE AND VALVE COVERS ON US 50 ROUNDABOUT AT THE JUNCTION OF US 50 AND US 95A, LYON COUNTY. NV B/L#: EXEMPT
49	33318	00	UNITED STATES DEPARTMENT OF INTERIOR, BUREAU OF RECLAMATION	CONSENT FOR BRIDGE REPLACEMENT	N	-	-	-	-	10-Jul-2018	1-Mar-2019	-	Interlocal	Design	Cole	07-10-18: **NO COST CONSENT DOCUMENT** FROM THE BUREAU OF RECLAMATION TO REPLACE THE BRIDGE (B-242) OVER L-LINE CANAL NEAR FALLON, CHURCHILL COUNTY. NV B/L#: EXEMPT
50	43816	01	CITY OF NORTH LAS VEGAS	RESPONSIBILITY ESTABLISHMENT	N	1,100,000.00	-	1,100,000.00	-	1-Dec-2016	31-Dec-2020	18-Jun-2018	Interlocal	Design	Cole	AMD 1 06-18-18: **NO COST AMENDMENT** TO EXTEND TERMINATION DATE FROM 06-30-18 TO 12-31-20 DUE TO A DELAY IN THE START OF THE CONSTRUCTION PROJECT. 12-01-16: ESTABLISHMENT OF RESPONSIBILITIES FOR THE REHABILITATION OF A PORTION OF LAS VEGAS BOULEVARD FROM NELLIS BOULEVARD TO CRAIG ROAD, CLARK COUNTY. NV B/L#: EXEMPT
51	42716	01	ELKO COUNTY	STRIPING ELKO COUNTY ROADS	N	105,514.80	-	-	105,514.80	29-Jun-2016	31-Jan-2021	26-Jun-2018	Interlocal	District III	Tracy/Boyd	AMD 1 06-26-18: **NO COST AMENDMENT** TO EXTEND TERMINATION DATE FROM 01-31-19 TO 01-31-21 FOR CONTINUATION OF SERVICES. 6-29-16: PROVIDE ELKO COUNTY WITH STRIPING SERVICES ON ELKO'S COUNTY ROADS, ELKO COUNTY. NV B/L#: EXEMPT

AMERICAN OVERSIGHT

NO COST AGREEMENTS AND/OR AMENDMENTS															
Line No.	Agreement No.	Amend No.	Contractor	Purpose	Fed	Original Agreement Amount	Amendment Amount	Payable Amount	Receivable Amount	Start Date	End Date	Amend Date	Agree Type	Division	Dir. Office	Notes
52	29614	01	FHWA	I-15 MULTI-STATE CORRIDOR MANAGEMENT WORK PLAN (MCOM)	Y	370,500.00	-	-	370,500.00	23-Jul-2014	31-Dec-2023	19-Jun-2018	Interlocal	Traffic Operation	Thor	AMD 1 06-19-18: **NO COST AMENDMENT** TO EXTEND TERMINATION DATE FROM 12-31-18 TO 12-31-23 DUE TO ADDITIONAL TIME NEEDED TO COMPLETE REQUIREMENTS OF THE I-80 MULTI-STATE CORRIDOR MANAGEMENT WORK PLAN. 07-23-14: SECURE FEDERAL MULTI-STATE CORRIDOR MANAGEMENT GRANT FUNDS FOR A FUTURE PROJECT TO DEVELOP, EVALUATE, AND ESTABLISH MULTI-STATE ROAD IMPACT INFORMATION FOR TRUCKERS, AND DEVELOP, EXPAND, AND FACILITATE COALITION TASK FORCES AND JOINT SUMMITS, CARSON CITY. NV B/L#: EXEMPT
53	33218	00	BRYCE ROE	EMPLOYEE HOUSE LEASE	N	3,000.00	-	-	3,000.00	2-Jul-2018	30-Jun-2022	-	Lease	District III	Tracy/Boyd	07-02-18: **NO COST EMPLOYEE HOUSE LEASE** LOCATED AT INDEPENDENT MAINTENANCE STATION, HOUSE #252, ELKO COUNTY. NV B/L#: EXEMPT
54	43817	01	MATTHEW MARLOW	EMPLOYEE HOUSE LEASE	N	6,000.00	-	-	6,000.00	25-Jul-2017	31-Jul-2019	13-Jul-2018	Lease	District I	Tracy/Mary	AMD 1 07-13-18: **NO COST AMENDMENT** TO EXTEND TERMINATION DATE FROM 07-31-18 TO 07-31-19 FOR CONTINUATION OF EMPLOYEE LEASE. 07-25-17: NO COST EMPLOYEE HOUSE LEASE LOCATED AT THE MOUNT CHARLESTON MAINTENANCE STATION, HOUSE #101, CLARK COUNTY. NV B/L#: EXEMPT
55	31518	00	PARRISH TREUR	EMPLOYEE HOUSE LEASE	N	3,000.00	-	-	3,000.00	18-Jun-2018	18-Jun-2022	-	Lease	District I	Tracy/Mary	06-18-18: **NO COST EMPLOYEE HOUSE LEASE** LOCATED AT BLUE JAY MAINTENANCE STATION, HOUSE #3 , NYE COUNTY. NV B/L#: EXEMPT
56	33118	00	WILLIAM WARNER	EMPLOYEE HOUSE LEASE	N	2,900.00	-	-	2,900.00	9-Jul-2018	30-Jun-2022	-	Lease	District III	Tracy/Boyd	07-09-18: **NO COST EMPLOYEE HOUSE LEASE** LOCATED AT QUINN RIVER MAINTENANCE STATION, HOUSE #1, HUMBOLDT COUNTY. NV B/L#: EXEMPT
57	27618	00	GOLDEN STATE STORAGE ONE, LLC	RIGHT-OF-WAY ACCESS	N	-	-	-	-	21-Jun-2018	30-Jun-2023	-	Right-of-Way Access	Right-of-Way	Cole	06-21-18: **NO COST AGREEMENT** FOR CONSTRUCTION OUTSIDE OF RIGHT-OF-WAY ON TROPICANA AVENUE FROM DEAN MARTIN DRIVE TO BOULDER HIGHWAY FOR REPAVING AND ADA IMPROVEMENTS, CLARK COUNTY. NV B/L#: NVF20171260755
58	26918	00	SNR 27 MONTARA MEADOWS OWNER	RIGHT-OF-WAY ACCESS	N	-	-	-	-	19-Jun-2018	30-Jun-2023	-	Right-of-Way Access	Right-of-Way	Cole	06-19-18: **NO COST AGREEMENT** FOR CONSTRUCTION OUTSIDE OF RIGHT-OF-WAY ON TROPICANA AVENUE FROM DEAN MARTIN DRIVE TO BOULDER HIGHWAY FOR REPAVING AND ADA IMPROVMENTS, CLARK COUNTY. NV B/L#: NVF20071414735
59	28318	00	THRIFTY TIRE, INC.	RIGHT-OF-WAY ACCESS	N	-	-	-	-	28-Jun-2018	30-Jun-2023	-	Right-of-Way Access	Right-of-Way	Cole	06-28-18: **NO COST AGREEMENT** FOR CONSTRUCTION OUTSIDE OF RIGHT-OF-WAY ON KIETZKE LANE FROM MILL STREET TO GALLETTI WAY TO RECONSTRUCT DRIVEWAYS AND SIDEWALKS FOR ADA COMPLIANCE, WASHOE COUNTY. NV B/L#: NVD19701002796
60	09111	03	ATKINS NORTH AMERICA, INC.	DESIGN PLANS FOR BOULDER CITY BYPASS PHASE 1	Y	473,142.32	-	473,142.32	-	2-Jun-2011	31-Dec-2018	29-Jun-2018	Service	Sructures	Bill	AMD 3 06-29-18: **NO COST AMENDMENT** TO EXTEND TERMINATION DATE FROM 06-30-18 TO 12-31-18 TO FINALIZE AS-BUILT DRAWINGS AND PERFORM LOAD RATINGS. AMD 2 11-20-15: EXTEND TERMINATION DATE FROM 12-31-15 TO 06-30-18 TO ALLOW THE AGREEMENT TERMINATION TO COINCIDE WITH THE END OF CONSTRUCTION. AMD 1 09-23-13: EXTEND TERMINATION DATE FROM 12-31-13 TO 12-31-15 FOR CONTINUATION OF SERVICES. 06-02-11: DEVELOP STRUCTURAL DESIGN CALCULATIONS, PLAN SHEETS, QUANTITY CALCULATIONS, NOTES TO SPECIFICATIONS, AND PROVIDE SUPPORT SERVICES DURING PROJECT CONSTRUCTION, CLARK COUNTY. NV B/L#: NV19981347315
61	26713	01	BIOLOGICAL AND ENVIRONMENTAL CONSULTING, LLC	BIOLOGICAL OVERSIGHT	N	1,000,000.00	-	2,288,000.00	-	13-Nov-2013	31-Dec-2018	25-Jun-2018	Service Provider	Construction	Thor	AMD 2 6-25-18: **NO COST AMENDMENT** TO EXTEND TERMINATION DATE FROM 06-30-18 TO 12-31-18 FOR CONTINUATION OF SERVICES. AMD 1 09-22-15: INCREASE AUTHORITY BY $1,288,000.00 FROM $1,000,000.00 TO $2,288,000.00 AND EXTEND TERMINATION DATE FROM 12-31-15 TO 06-30-18 FOR CONTINUATION OF SERVICES ON CONSTRUCTION CONTRACTS 3546 (CONSTRUCTING A PORTION OF I-15) AND 3580 (BOULDER CITY BYPASS, PHASE 1). 11-13-13: BIOLOGICAL OVERSIGHT AND THREATENED/ENDANGERED SPECIES COMPLIANCE OF CONSTRUCTION CONTRACTS IN CLARK, NYE, AND LINCOLN COUNTIES. NV B/L#: NV20081558348
62	252-17-050 253-17-050 254-17-050	01	CA GROUP HORROCKS ENGINEERS KIMLEY-HORN & ASSOCIATES, INC.	ON-CALL CIVIL ENGINEERING MAINTENANCE BETTERMENT PROGRAM	N	1,500,000.00	-	1,500,000.00	-	12-Jun-2017	30-Jun-2019	-	Service Provider	Maintenance & Asset Management	Thor	AMD 1 06-18-18: **NO COST AMENDMENT** TO EXTEND THE TERMINATION DATE FROM 12-31-18 TO 12-31-20 FOR THE CONTINUATION OF SERVICES. 06-12-17: PROVIDE CIVIL ENGINEERING DESIGN SERVICES PROCURED UNDER RFP 494-16-050 ON AN ON-CALL BASIS FOR THE MAINTENANCE BETTERMENT PROGRAM. SERVICES INCLUDE PRELIMINARY DESIGN FIELD STUDIES, RIGHT-OF-WAY AND ENVIRONMENTAL DOCUMENTS, AND BID DOCUMENTS, STATEWIDE. NV B/L#: NVD20081407877, NVF19991246016 AND NVF19911015458-R

AMERICAN OVERSIGHT

NO COST AGREEMENTS AND/OR AMENDMENTS															
Line No.	Agreement No.	Amend No.	Contractor	Purpose	Fed	Original Agreement Amount	Amendment Amount	Payable Amount	Receivable Amount	Start Date	End Date	Amend Date	Agree Type	Division	Dir. Office	Notes
63	14118	01	CH2M HILL, INC.	ENGINEERING SERVICES	N	4,809,121.38	-	4,809,121.38	-	14-May-2018	1-Jul-2020	18-Jun-2018	Service Provider	Project Management	Cole	AMD 1 06-18-18: **NO COST AMENDMENT** TO CHANGE THE METHOD OF COMPENSATION FROM "LUMP SUM" TO "SPECIFIC RATES OF COMPENSATION." 05-14-18: ENGINEERING SERVICES FOR THE DELIVERY OF AN EARLY DESIGN-BUILD CONSTRUCTION PROJECT IDENTIFIED DURING THE RENO SPAGHETTI BOWL PROJECT ENVIRONMENTAL PHASE FOR THE SOUTHBOUND I-580/U.S. 395 DESIGN-BUILD PROJECT, OTHERWISE KNOWN AS THE "RENO EARLY ACTION PROJECT", WASHOE COUNTY. NV B/L#: NVF19931065492
64	56017	01	GARDNER ENGINEERING, INC.	PLUMBING REPLACEMENT	N	246,600.00	-	246,600.00	-	2-Jan-2018	31-Dec-2018	10-Jul-2018	Service Provider	Architecture	Thor	AMD 1 07-10-18: **NO COST AMENDMENT** TO EXTEND TERMINATION DATE FROM 08-31-18 TO 12-31-18 DUE TO ADDITIONAL TIME NEEDED TO COMPLETE THE PROJECT. 01-02-18: REPLACE HOT WATER PLUMBING LOCATED AT THE DISTRICT II EQUIPMENT SHOPS, WASHOE COUNTY. NV B/L#: NVD19751005065-Q
65	61417	01	HDR ENGINEERING, INC.	CONSTRUCTION ENGINEERING SERVICES	N	1,929,611.84	-	1,929,611.84	-	17-May-2018	31-Oct-2019	14-Jun-2018	Service Provider	Construction	Thor	AMD 1 6-14-18: **NO COST AMENDMENT** TO CORRECT THE NAME OF THE SERVICE PROVIDER FROM HDR, INC. TO HDR ENGINEERING, INC. 05-17-18: PROVIDE PROFESSIONAL AND TECHNICAL ENGINEERING SERVICES FOR FULL ADMINISTRATION OF DISTRICT II'S BETTERMENT PROJECTS ON AN INTERMITTENT, AS-NEEDED BASIS, WITH AS LITTLE AS TWO WEEKS' NOTICE TO ENSURE THAT THE CONSTRUCTION PROJECTS ARE ACCOMPLISHED IN CONFORMANCE WITH THE PLANS, SPECIFICATIONS, AND ALL OTHER CONTRACT DOCUMENTS. FULL ADMINISTRATION IS NECESSARY DUE TO THE NUMBER OF BETTERMENT PROJECTS ANTICIPATED AND THE WORKLOAD OF DISTRICT II'S CONSTRUCTION CREWS, CARSON CITY, CHURCHILL, DOUGLAS, HUMBOLDT, LANDER, LYON, AND MINERAL COUNTIES. NV B/L#: NVF19851010291-R
66	63516	01	HDR ENGINEERING, INC.	OVERSIGHT OF LPA PROJECTS	N	298,110.00	-	298,110.00	-	28-Nov-2016	31-May-2019	28-Jun-2018	Service Provider	Construction	Thor	AMD 1 06-28-18: **NO COST AMENDMENT** TO CHANGE SERVICE PROVIDER'S CONTACT PERSON FROM RUEDY EDGINGTON TO CRAIG SMART. 11-28-16: RESIDENT ENGINEER TO AUGMENT CREW 914 FOR OVERSIGHT OF LPA PROJECTS IN DISTRICT I ON AN AS-NEEDED BASIS, CLARK, NYE, ESMERALDA, MINERAL, AND LINCOLN COUNTIES. NV B/L#: NVF198510102910-R
67	51116	01	KLEINFELDER INC.	GEOTECHNICAL FORENSIC STUDY	N	495,692.00	-	495,692.00	-	8-Jan-2018	30-Dec-2019	16-Jul-2018	Service Provider	District I	Tracy/Mary	AMD 1 07-16-18: **NO COST AMENDMENT** TO REALLOCATE FUNDING FOR AN ADDITIONAL BORING/EXTENSOMETER (AN INSTRUMENT FOR MEASURING THE DEFORMATION OF MATERIAL UNDER STRESS), AND ADD AN ATTENUATOR TRUCK (DESIGNED AS A CRASH CUSHION THAT RESIDES IN THE WORK ZONE). 01-08-18: DEVELOPMENT OF A GEOTECHNICAL FORENSIC STUDY TO IDENTIFY ISSUES AND PROVIDE INNOVATIVE SOLUTIONS OF THE PAVEMENT DISTRESS ON CHEYENNE AVENUE BETWEEN TRADE DRIVE AND ENGLESTEAD STREET, AND BETWEEN SCOTT ROBINSON BOULEVARD AND MARTIN LUTHER KING BOULEVARD, CLARK COUNTY. NV B/L#: NVF19801004246-R
68	11314	01	PARSONS TRANSPORTATION GROUP	FACILITATE TRAFFIC INCIDENT MANAGEMENT (TIM) COALITION	Y	2,400,000.00	-	2,400,000.00	-	10-Feb-2015	30-Jun-2019	14-Jun-2018	Service Provider	Traffic Operation	Thor	AMD 1 06-14-18: **NO COST AMENDMENT** TO EXTEND TERMINATION DATE FROM 09-30-18 TO 06-30-19 FOR THE CONTINUATION OF SERVICES WHILE AN RFP IS DEVELOPED. 02-10-15: FACILITATE SERVICES FOR NEVADA TRAFFIC INCIDENT MANAGEMENT (TIM) COALITION IN SUPPORT OF THE HIGHWAY SAFETY IMPROVEMENT PROGRAM AND NEVADA STRATEGIC HIGHWAY SAFETY PLAN, STATEWIDE. NV B/L#: NVF19781009263-R
69	24117	01	TITAN ELECTRICAL CONSULTING	INSTALL LOOP DETECTOR SYSTEM	N	260,230.00	-	260,230.00	-	15-Jun-2017	31-Dec-2019	14-Jun-2018	Service Provider	Maintenance & Asset Management	Thor	AMD 1 06-14-18: **NO COST AMENDMENT** TO EXTEND TERMINATION DATE FROM 12-31-18 TO 12-31-19 FOR THE CONTINUATION OF SERVICES. 06-15-17: INSTALLATION OF A SOLAR POWERED, POLE MOUNTED LOOP DETECTOR SYSTEM AT REST AREAS, CHURCHILL, CLARK, ESMERALDA, EUREKA, HUMBOLDT, MINERAL, NYE, PERSHING AND WASHOE COUNTIES. NV B/L#: NVD20071408571-Q

AMERICAN OVERSIGHT

1263 South Stewart Street
Carson City, Nevada 89712
Phone: (775) 888-7440
Fax: (775) 888-7201

MEMORANDUM

August 1, 2018

TO: **Department of Transportation Board of Directors**

FROM: **Rudy Malfabon, Director**

SUBJECT: **July 9, 2018 Transportation Board of Directors Meeting**

Item #7 : **Disposal of NDOT right-of-way, a strip of land between IR-580 and US-395A, north of the Winters Ranch Interchange, in the County of Washoe, State of Nevada**

SUR 16-11 – For board approval

Summary:

Approval is requested from the Department of Transportation Board of Directors to dispose of the above referenced right-of-way by Direct Sale. The right-of-way parcel to be sold is a strip of land between IR-580 and US-395A, north of the Winters Ranch Interchange, in the County of Washoe, State of Nevada referenced as Parcel U-395-WA-007.758 XS1. It is an improved parcel consisting of 2.56 acres as further depicted on the attached sketch map marked Exhibits "A" and "B".

Background:

The Department originally acquired this parcel in fee on November 9, 1989, as part of Project QF-395-2(17). The project is now complete and operational; therefore, the Department no longer requires the surplus parcel.

In 2016, Dennis & Penny Sayan contacted the Department to request a sale of the property for the development of their property. The Surplus Property Committee met on November 29, 2016 and determined that the surplus property could be sold through a Direct Sale.

Analysis:

The Department has completed an appraisal of the surplus property, to obtain fair market value, as required by N.R.S. 408.533. The value for Parcel U-395-WA-007.758 XS1 has been set at $150,000.00. The Direct Sale will benefit the State in potential revenue and the elimination of liability and maintenance responsibilities. The release of NDOT's interest in this parcel is being made in accordance with N.R.S. 408.533.

AMERICAN OVERSIGHT

List of Attachments:

1. Location Map
2. Sketch Map depicted as Exhibits "A" and "B"
3. Copy of the Intent to Purchase (Form 894-C)
4. Environmental Approval
5. N.R.S. 408.533

Recommendation for Board Action:

Approval of the disposal of NDOT right-of-way, a strip of land between IR-580 and US-395A, north of the Winters Ranch Interchange, in the County of Washoe, State of Nevada

Prepared by: Ruth Borrelli, Chief R/W Agent

rb/dtc/

AMERICAN OVERSIGHT

LOCATION MAP

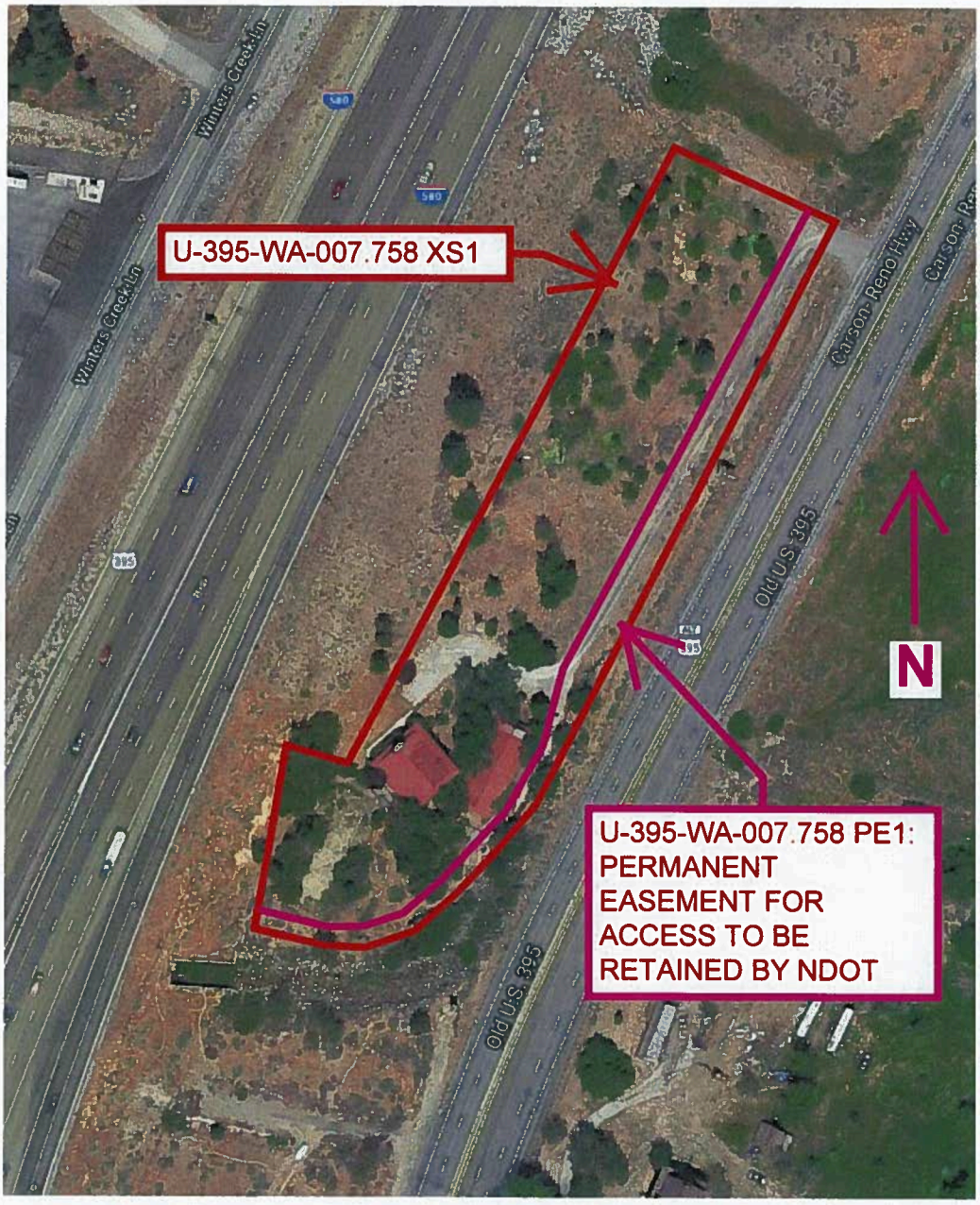

SUR 16-11
DESCRIPTION: Strip of land between IR-580 and US-395A, north of the Winters Ranch Interchange, in the County of Washoe, State of Nevada

ATTACHMENT 1

AMERICAN OVERSIGHT

ATTACHMENT 2

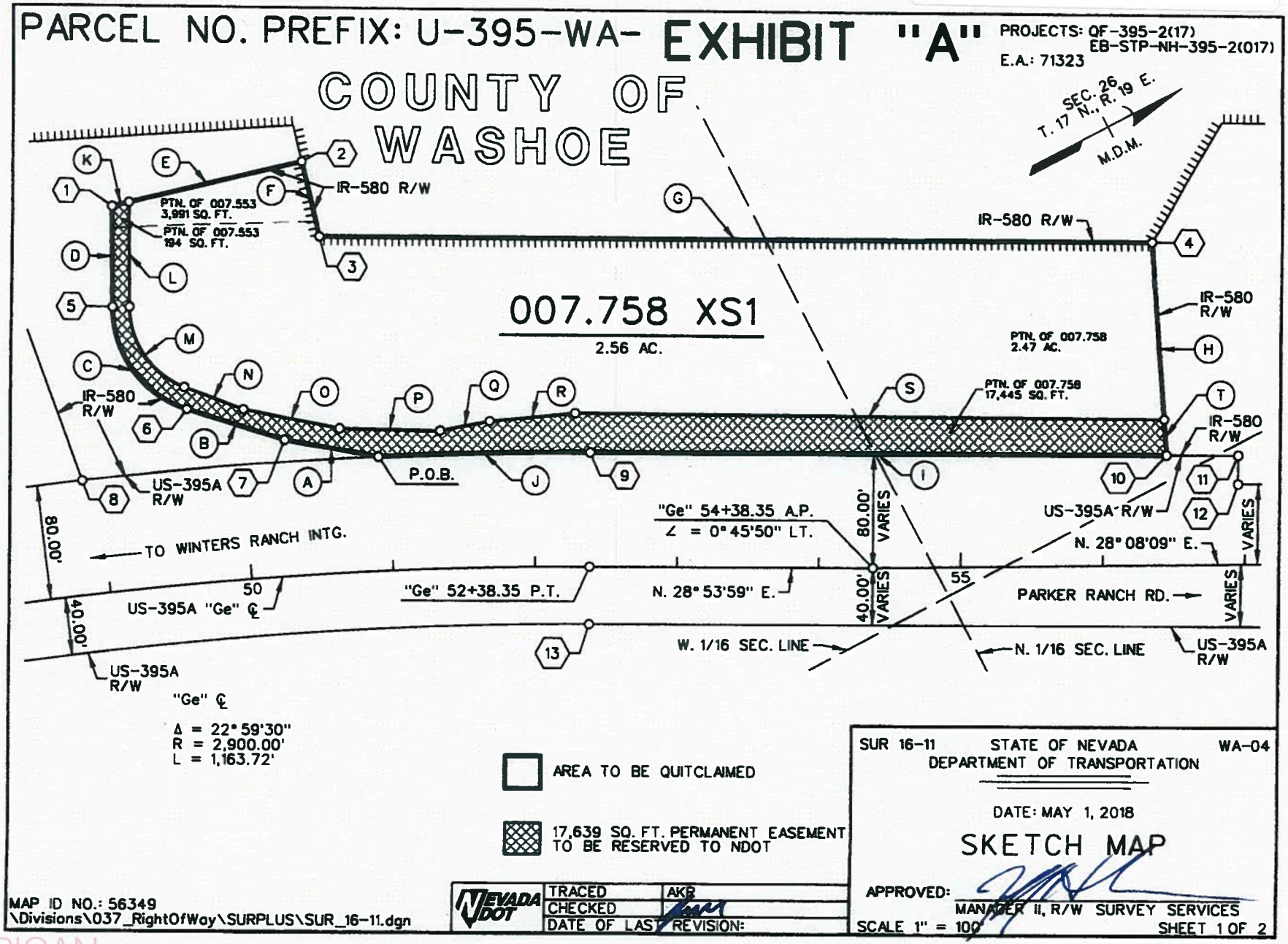

AMERICAN OVERSIGHT

PARCEL NO. PREFIX: U-395-WA- EXHIBIT "B"

PROJECTS: QF-395-2(17)
EB-STP-NH-395-2(017)
E.A.: 71323

PERMANENT EASEMENT

P.O.B. = 80.00' LT. "Ge" 50+92.86 P.O.C.
TIE: S. 45° 25'27" W. - 2,280.48' FROM THE N 1/4 COR. SEC. 26, T. 17 N., R. 19 E., M.D.M.

A	S. 38° 21'14" W. - 67.15'
B	S. 45° 45'51" W. - 72.21'
C	Δ = 72° 07'29" R = 75.00' L = 94.41'
D	N. 62° 06'40" W. - 69.31'
K	N. 15° 17'01" E. - 12.30'
L	S. 62° 06'40"E. - 71.99'
M	Δ = 68° 49'05" R = 60.00' L = 72.07'
N	N. 49° 04'16" E. - 44.52'
O	N. 39° 37'17" E. - 69.01'
P	N. 29° 50'52" E. - 71.07'
Q	N. 17° 46'20" E. - 35.55'
R	N. 23° 10'17" E. - 60.74'
S	N. 29° 12'08" E. - 414.44'
T	S. 65° 32'00" E. - 25.08'
I	S. 28° 53'59" W. - 405.63'
J	Δ = 2° 52'28" R = 2,980.00' L = 149.50'

007.758 XS1

P.O.B. = 80.00' LT. "Ge" 50+92.86 P.O.C.
TIE: S. 45° 25'27" W. - 2,280.48' FROM THE N 1/4 COR. SEC. 26, T. 17 N., R. 19 E., M.D.M.

A	S. 38° 21'14" W. - 67.15'
B	S. 45° 45'51" W. - 72.21'
C	Δ = 72° 07'29" R = 75.00' L = 94.41'
D	N. 62° 06'40" W. - 69.31'
E	N. 15° 17'01" E. - 137.63'
F	S. 74° 53'58" E. - 53.41'
G	N. 28° 44'07" E. - 586.72'
H	S. 65° 32'00" E. - 150.64'
I	S. 28° 53'59" W. - 405.63'
J	Δ = 2° 52'28" R = 2,980.00' L = 149.50'

ROW OFFSETS

1	266.21' LT. "Ge" 49+27.03 P.O.C.
2	287.01' LT. "Ge" 50+51.25 P.O.C.
3	234.44' LT. "Ge" 50+59.91 P.O.C.
4	227.59' LT. "Ge" 56+35.38 P.O.T.
5	197.18' LT. "Ge" 49+21.22 P.O.C.
6	121.68' LT. "Ge" 49+64.62 P.O.C.
7	95.06' LT. "Ge" 50+29.33 P.O.C.
8	80.00' LT. "Ge" 48+88.78 P.O.C.
9	80.00' LT. "Ge" 52+38.35 P.T.
10	77.25' LT. "Ge" 56+45.02 P.O.T.
11	76.58' LT. "Ge" 56+95.58 P.O.T.
12	56.58' LT. "Ge" 56+95.31 P.O.T.
13	40.00' RT. "Ge" 52+38.35 P.T.

SUR 16-11 STATE OF NEVADA WA-04
DEPARTMENT OF TRANSPORTATION

DATE: MAY 1, 2018

SKETCH MAP

APPROVED:
MANAGER II, R/W SURVEY SERVICES

SCALE 1" = 100' SHEET 2 OF 2

MAP ID NO.: 56349
\Divisions\037_RightOfWay\SURPLUS\SUR_16-11.dgn

NEVADA DOT

TRACED	AKR
CHECKED	
DATE OF LAST REVISION:	

AMERICAN OVERSIGHT

894C

Project: QF-395-2(17)
E.A.: 71323
Parcel: U-395-WA-007.553
SUR #: 16-11
Date: August 1, 2018

DIRECT SALE INTENT TO PURCHASE
Nevada Department of Transportation

This direct sale payment is for the purchase of the above-referenced real property, as described by the legal description attached hereto.

The undersigned purchaser hereby agrees to pay to the Nevada Department of Transportation, $ 150,000.00 as the full purchase price for said property, to be paid in a lump sum payment, without interest, on or before 90 Days from the Transportation Board approval date.

All terms and conditions of the Department of Transportation's procedures for a direct sale under Nevada Revised Statue 408.533 are hereby specifically incorporated by reference into the terms of this direct sale.

The property will be conveyed by Quitclaim Deed.

The name on the deed is to be as follows:

Purchaser may take possession of the property upon receipt of the recorded Quitclaim Deed, or upon other written notice from the Department of Transportation, if applicable.

All notices pertaining to matters arising in connection with this transaction may be made to purchaser in person or by registered mail addressed as follows:

MICHAEL DENNIS JAYAN
Name (Please Print)

8-1-18
Date

1142 S NEVADA ST #406 CARSON CITY
Address

775-682-1944
Phone

Signature

PREVIOUS OWNER
Title

COMPLETE THIS FORM AND RETURN WITHIN 10 WORKING DAYS FROM THE DATE OF THIS FORM AND RETURN WITH THE ENCLOSED LETTER TO:

State of Nevada, Department of Transportation
Right-of-Way Division, Attn: Michele Chrystal
1263 S Stewart Street
Carson City, NV 89712

ATTACHMENT 3

AMERICAN OVERSIGHT

1263 South Stewart Street
Carson City, Nevada 89712
Phone: (775) 888-7013
Fax: (775) 888-7104

MEMORANDUM

Environmental Services Division

April 2, 2018

To: Diana Callahan, Staff Specialist, Acquisitions, Right-of-Way

From: Steve M. Cooke, PE, Chief, Environmental Services

Subject: Environmental Clearance for Transportation Board
Surplus No.: SUR 16-11
Project Nos.: QF-395-2(17); EB-STP-NH-395-2(017)
EA: 71323
Parcel No.: U-395-WA-007.758 XS1
Surplus Parcel as Described in Clearance Request Memo
Disposal of Surplus Right-of-Way

The Environmental Services Division reviewed the requested action as presented in your memo dated March 15, 2018, and found it clear of any documented environmental concern for disposal. The Categorical Exclusion was issued on April 2, 2018.

EC: Project E-File

ATTACHMENT 4

AMERICAN OVERSIGHT

NRS 408.533 Disposal of property.

1. All real property, interests therein or improvements thereon and personal property acquired before, on or after April 1, 1957, in accordance with the provisions of NRS 408.487 and 408.489 must, after approval by the Board and if no longer needed for highway purposes, be disposed of by the Director in accordance with the provisions of subsection 2, except that:

(a) When the property was originally donated to the State, no charge may be made if it is returned to the original owner or to the holder of the reversionary right.

(b) When the property has been wholly or partially paid for by towns, cities or counties, disposal of the property and of money received therefor must be agreed upon by the governing bodies of the towns, cities and counties and the Department.

(c) When the title to the real property has been acquired in fee pursuant to NRS 408.487 and 408.489 and, in the opinion of the Board, a sale by means of a public auction or sealed bids is uneconomical or impractical because:

(1) There is no access to the property;

(2) The property has value or an increased value only to a single adjoining property owner; or

(3) Such a sale would work an undue hardship upon a property owner as a result of a severance of the property of that owner or a denial of access to a public highway,

the Board may enter into a direct sale of the property with such an owner or any other person for its fair market value.

(d) When the property has been acquired and the property or any portion of the property is no longer needed for highway purposes, the Department shall give notice of its intention to dispose of the property by publication in a newspaper of general circulation in the county where the property is situated. The notice must include the Department's appraisal of the fair market value of the property. Any person from whom the property was purchased or his heir or grantee may purchase the property at its fair market value by direct sale from the Department within 60 days after the notice is published. If more than one person qualified to purchase the property by direct sale pursuant to this paragraph so requests, the person with the superior claim, as determined by the Department in its sole discretion, is entitled to purchase the property by direct sale. If a person who is entitled to purchase the property by direct sale pursuant to this paragraph reasonably believes that the Department's appraisal of the property is greater than the fair market value of the property, the person may file an objection to the appraisal with the Department. The Department shall set forth the procedure for filing an objection and the process under which a final determination will be made of the fair market value of the property for which an objection is filed. The Department shall sell the property in the manner provided in subsection 2 if:

(1) No person requests to purchase the property by direct sale within 60 days after the notice is published pursuant to this paragraph; or

(2) A person who files an objection pursuant to this paragraph fails, within 10 business days after he receives a written notice of the final determination of the fair market value of the property, to notify the Department in writing that he wishes to purchase the property at the fair market value set forth in the notice.

(e) When the property is sought by another public agency for a reasonable public use, the Department may first offer the property to the public agency at its fair market value.

2. All property, interests or improvements not included within the provisions of subsection 1 must first be offered for sale by the Department singly or in combination at public auction or by sealed bids. If the highest bid received is 90 percent or more of the Department's appraisal of the fair market value of the property, the property may be sold to the highest bidder. The notice and the terms of the sale must be published in a newspaper of general circulation in the county where the property is situated. The auctions and openings of bids must be conducted by the Department. If the property cannot be sold for 90 percent or more of its fair market value, the Department may enter into a written listing agreement with a person licensed pursuant to chapter 645 of NRS to sell or lease the property for 90 percent or more of its fair market value.

3. It is conclusively presumed in favor of the Department and any purchaser for value that the Department acted within its lawful authority in acquiring and disposing of the property, and that the Director acted within his lawful authority in executing any conveyance vesting title in the purchaser. All such conveyances must be quitclaim in nature and the Department shall not warrant title, furnish title insurance or pay the tax on transfer of real property.

4. No person has a right of action against the Department or its employees for a violation of this section. This subsection does not prevent an action by the Attorney General on behalf of the State of Nevada or any aggrieved person.

5. All sums of money received by the Department for the sale of real and personal property must be deposited with the State Treasurer to be credited to the State Highway Fund, unless the Federal Highway Administration participated in acquisition of the property, in which case a pro rata share of the money obtained by disposal of the property must be paid to the Federal Highway Administration.

6. The Department may reserve and except easements, rights or interests from the conveyance of any real property disposed of in accordance with this section or exchanged pursuant to subsection 5 of NRS 408.489. The easements, rights or interests include, but are not limited to:

(a) Abutter's rights of light, view or air.

(b) Easements of access to and from abutting land.

(c) Covenants prohibiting the use of signs, structures or devices advertising activities not conducted, services not rendered or goods not produced or available on the real property.

(Added to NRS by 1957, 693; A 1959, 599; 1963, 978; 1967, 1743; 1971, 140; 1979, 1781; 1985, 707; 1987, 1812; 1989, 1308; 1991, 1691; 1995, 1140; 2001, 2132)

ATTACHMENT 5

AMERICAN OVERSIGHT

1263 South Stewart Street
Carson City, Nevada 89712
Phone: (775) 888-7440
Fax: (775) 888-7201

MEMORANDUM

August 1, 2018

TO: **Department of Transportation Board of Directors**

FROM: **Rudy Malfabon, Director**

SUBJECT: **August 13, 2018 Transportation Board of Directors Meeting**

Item # 8 : **Disposal of a portion of NDOT right-of-way located on SR-604 (Las Vegas Boulevard) at SR-593 (Tropicana Avenue), County of Clark, State of Nevada.**

RT18-01A1 – For Board Approval

Summary:

Approval is requested from the Department of Transportation Board of Directors to dispose of the above-referenced right-of-way by Resolution of Relinquishment. The right-of-way parcel to be relinquished is a portion of NDOT right-of-way located on SR-604 (Las Vegas Boulevard) at SR-593 (Tropicana Avenue), County of Clark, State of Nevada. The parcel is currently improved with roadbed and pedestrian bridges consisting of approximately 2.89 acres as depicted on the attached sketch maps labeled Exhibit "A" and "B".

Background:

Between the years 1938 and 2006, the Department acquired the property in fee from various property owners for highway purposes for projects CM-593(2), I-015-1(6)28 and IR-015-1(81)37.

Clark County consented by resolution passed and adopted on June 5, 2018, to the Department's relinquishment of right-of-way located on SR-604 (Las Vegas Boulevard) at SR-593 (Tropicana Avenue), County of Clark, State of Nevada.

Analysis:

On January 16, 2018, the Department entered into a Cooperative Agreement with Clark County to relinquish ownership of the right-of-way which is no longer required for highway purposes. This transfer will be a benefit to the Department with the elimination of all liability and future maintenance responsibilities. The release of NDOT's interest in this parcel is being made in accordance with NRS 408.527.

AMERICAN OVERSIGHT

Department of Transportation Board of Directors
August 1, 2018

List of Attachments:

1. Location Map
2. Original Resolution of Relinquishment with attached sketch maps depicted as Exhibit "A" and "B"
3. Executed Copy of Resolution Consenting to Relinquishment and Land Transfer Agreement with attached location map depicted as Exhibit "A".
4. Environmental Approval
5. NRS 408.527

Recommendation for Board Action:

Approval of disposal of NDOT right-of-way for a portion of NDOT right-of-way located on SR-604 (Las Vegas Boulevard) at SR-593 (Tropicana Avenue), County of Clark, State of Nevada.

Prepared by: Ruth Borrelli, Chief R/W Agent

AMERICAN OVERSIGHT

LOCATION MAP

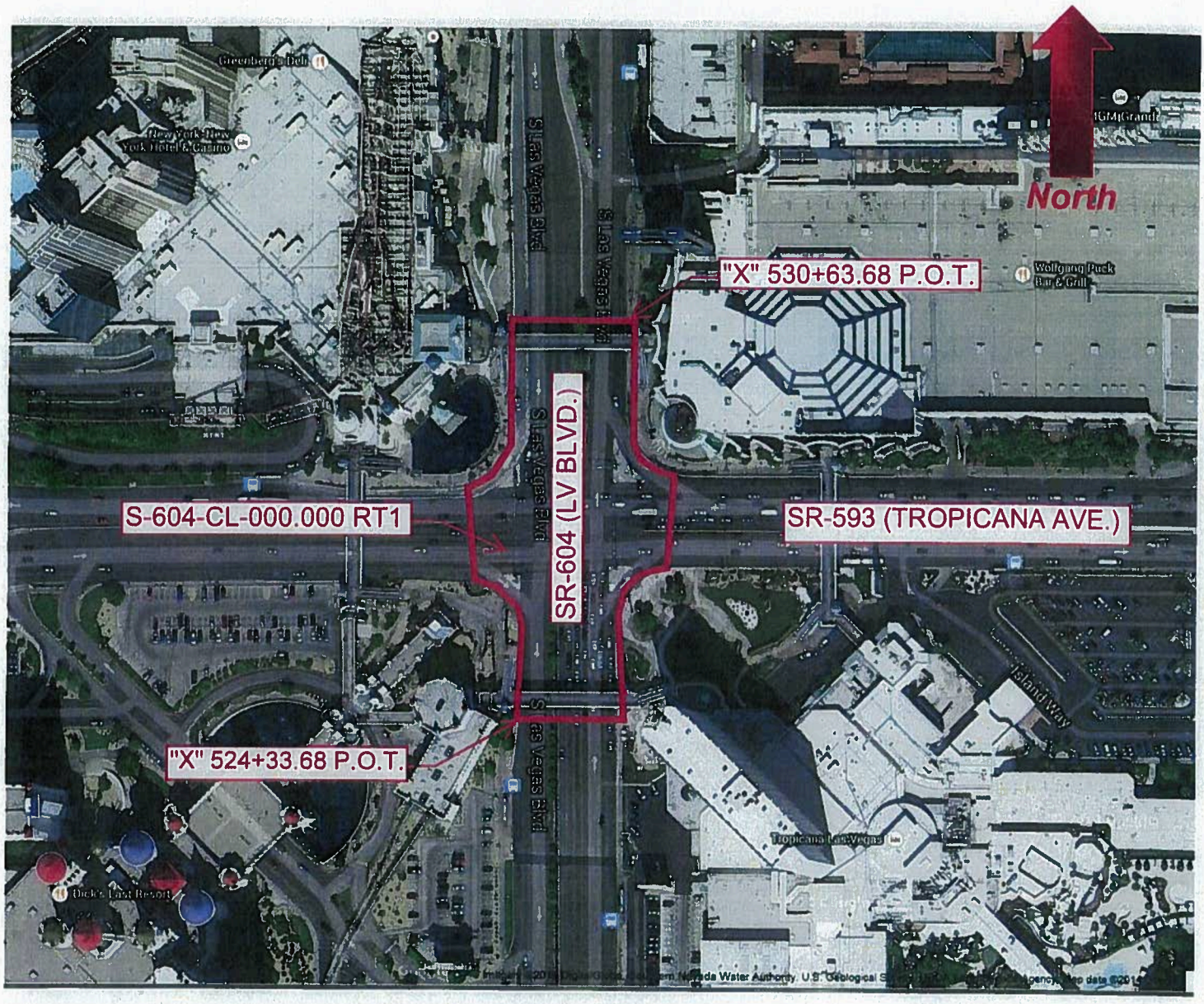

RT 18-01A1

DESCRIPTION:
Portion of SR-604 (Las Vegas Boulevard) at SR-593 (Tropicana Avenue), County of Clark, State of Nevada

ATTACHMENT 1

NV-DA-20-0615-A-000274

AMERICAN OVERSIGHT

301

All of APNs: 162-20-899-004, 162-21-499-002, 162-29-599-005, 162-29-599-006, 162-29-599-015, 162-29-599-016, 162-29-599-023
Ptn. of APNs: 162-21-499-008, 162-21-499-027, 162-28-199-001, 162-29-599-002, 162-29-599-004, 162-29-599-007, 162-29-599-008, 162-29-599-013, 162-29-599-014
Control Sections: CL-03 and CL-55
Route: SR 604 (Las Vegas Blvd.), Former Routes US 91, SR 6

Project: Unknown
EA: 70088
Ptn. of Parcel: 1188

Project: I-015-1(6)28
EA: 70090, 70260
Ptn. of Parcels: 200C, 211.1B, 211.3B

Project: SPM-593-(2)
EA: 71129
All of Parcel: S-593-CL-003.933

Project: CM-593(2)
EA: 71907
All of Parcel: S-593-CL-025.407
Ptn. of Parcels: S-593-CL-025.462, S-593-CL-025.444

Project: IR-015-1(81)37
EA: 71500
Ptn. of Parcels: S-593-CL-025.321, S-593-CL-025.322

Road Transfer No.: RT 18-01A1
Road Transfer Parcel: S-604-CL-000.000 RT1

AFTER RECORDING RETURN TO:
NEVADA DEPT. OF TRANSPORTATION
RIGHT-OF-WAY DIVISION
ATTN: STAFF SPECIALIST, PM
1263 S. STEWART ST.
CARSON CITY, NV 89712

RESOLUTION OF RELINQUISHMENT
OF A PORTION OF STATE HIGHWAY RIGHT-OF-WAY

WHEREAS, the State of Nevada, Department of Transportation, hereinafter called the Department, presently holds easement interest and fee simple interest in that certain

ATTACHMENT 2

AMERICAN OVERSIGHT

right-of-way for a portion of SR-604 (Las Vegas Blvd.), extending from Highway Engineer's Station "X" 524+33.68 P.O.T. to Highway Engineer's Station "X" 530+63.68 P.O.T.; and

WHEREAS, said right-of-way is delineated and identified as Parcel S-604-CL-000.000 RT1 on EXHIBITS "A" and "B", attached hereto and made a part hereof; and

WHEREAS, as set forth in NRS 408.527, the Nevada Department of Transportation may, by resolution of the board, relinquish to cities and counties any portion of any state highway which has been superseded by relocation or which the Department determines exceeds its needs; and

WHEREAS, said right-of-way is of no further contemplated use by the Department due to that portion of SR-604 being in excess of its needs; and

WHEREAS, the County of Clark has requested the relinquishment of aforesaid portion of highway for the purpose of a transportation facility; and

WHEREAS, the County of Clark has agreed to accept the relinquishment of said right-of-way for the aforesaid portion of SR-604 together with any and all revocable leases and licenses entered into between the Department and the adjoining owners for the multiple use of the right-of-way; and

WHEREAS, the County of Clark entered into an agreement with the Department on January 16, 2018, to accept the hereinafter described designated road as a part of the County of Clark road system; and

WHEREAS, the Board of County Commissioners of Clark County, State of Nevada, consented by resolution passed and adopted on June 5, 2018, to the Department relinquishing the aforesaid portion of said road to the County of Clark; and

WHEREAS, NRS 408.527 provides that the Department of Transportation may relinquish any portion of a state highway which has been superseded by relocation or which the Department determines exceeds its needs after the Department and the city or county have

AMERICAN OVERSIGHT

entered into an agreement and the city or county legislative body has adopted a resolution consenting thereto.

THEREFORE, it is hereby determined by the Board of Directors of the Nevada Department of Transportation, State of Nevada, that the following described right-of-way and incidents thereto, being all that land, delineated and identified as Parcel S-604-CL-000.000 RT1 on EXHIBITS "A" and "B", attached hereto and made a part hereof, is hereby relinquished to the County of Clark of the State of Nevada. Said right-of-way is described as follows: Situate, lying and being in the County of Clark, State of Nevada, and more particularly described as being a portion of the SE 1/4 of the SE 1/4 of Section 20, a portion of the SW 1/4 of the SW 1/4 of Section 21, a portion of the NW 1/4 of the NW 1/4 of Section 28, and a portion of the NE 1/4 of the NE 1/4 of Section 29, all in T. 21 S., R. 61 E., M.D.M., more fully described as follows:

> Being all that portion of SR-604 (Las Vegas Blvd.) lying within said Sections, beginning at the southerly right-of-way line of SR-604 at Highway Engineer's Station "X" 524+33.68 P.O.T., extending northerly a distance of 630 feet to the northerly right-of-way line of SR-604 at Highway Engineer's Station "X" 530+63.68 P.O.T.
>
> Said parcel further described as being all that portion of SR-604 (Las Vegas Blvd.) between Highway Engineer's Station "A" 880+70.00 P.O.T. and Highway Engineer's Station "A" 887+00.00 P.O.T. as described in that certain Resolution of Relinquishment filed for record on October 16, 2003, as Instrument 20031016-04078, Official Records, Clark County, Nevada.
>
> EXCEPTING THEREFROM any and all water rights appurtenant to said parcel.
>
> SUBJECT TO any and all existing easements whether of record or not.

The Basis of Bearing for this description is the NEVADA STATE PLANE COORDINATE SYSTEM, NAD 83/94 DATUM, East Zone, as determined by the State of Nevada, Department of Transportation.

AMERICAN OVERSIGHT

It is the intent of the Department to relinquish to the County of Clark all of the Department's right, title and interest in and to the aforesaid described right-of-way as shown on EXHIBITS "A" and "B", attached hereto and made a part hereof.

DATED this ____ day of _____, 20___.

APPROVED AS TO LEGALITY AND FORM:

_____
Dennis Gallagher, Deputy Attorney General

ON BEHALF OF STATE OF NEVADA,
DEPARTMENT OF TRANSPORTATION
BOARD OF DIRECTORS

_____
Brian Sandoval, Chairman

ATTEST

_____
William H. Hoffman, Secretary to the Board

R18-14

AMERICAN OVERSIGHT

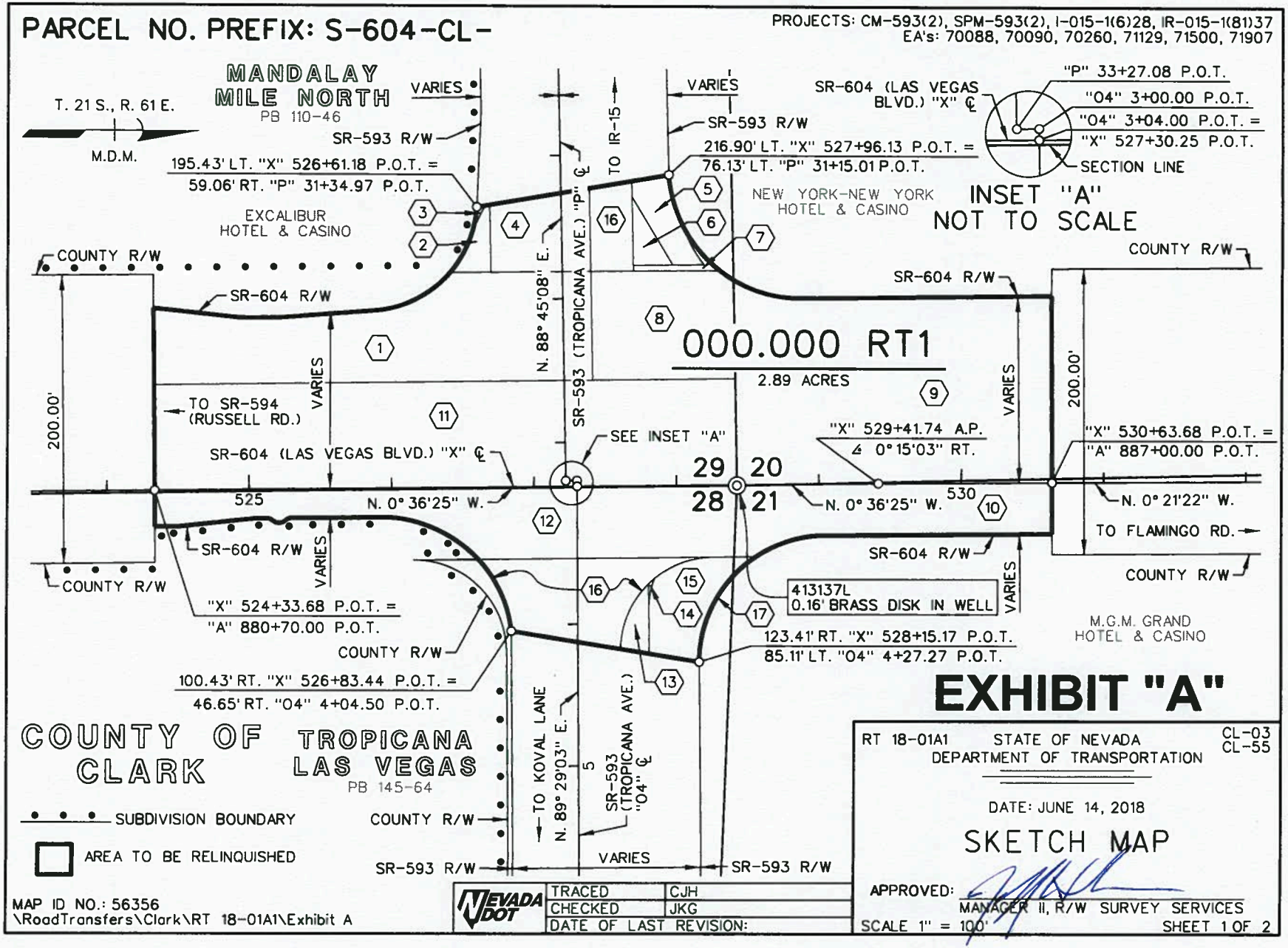

AMERICAN OVERSIGHT

PROJECTS: CM-593(2), SPM-593(2), I-015-1(6)28, IR-015-1(81)37
EA's: 70088, 70090, 70260, 71129, 71500, 71907

1. PORTION OF
VINCENT LOBUE AND MARY LOBUE
BK. 69, PG. 178, INST. 398763
RECORDED 1/20/1953, EASEMENT

2. PORTION OF PARCEL 211.1B
MARY LOBUE, ET AL
BK. 46, INST. 036738
RECORDED 7/09/1970, FEE

3. PORTION OF PARCEL S-593-CL-025.322
NEW CASTLE CORPORATION
BK. 910430, INST. 01466
RECORDED 04/30/1991, FEE

4. PORTION OF PARCEL 200-C
CLARK COUNTY
BK. 386, INST. 311287
RECORDED 9/11/1962, FEE

5. PORTION OF PARCEL S-593-CL-025.321
UNIVERSAL RESORT, INC.
BK. 900802, INST. 00475
RECORDED 8/02/1990, FEE

6. ALL OF PARCEL 211.3B
LONE PALM MOTEL, INC.
BK. 0992, INST. 796288
RECORDED 11/17/1969, FEE

7. ALL OF PARCEL S-593-CL-025.407
NEW YORK - NEW YORK
HOTEL AND CASINO, LLC
INST. 20060222-0001360
RECORDED 2/22/2006, FEE

8. ALL OF
HARRY MACK, ET AL
BK. 68, PG. 525, INST. 396903
RECORDED 12/10/1952, EASEMENT

9. PORTION OF
THOMAS A. GAUGHAN
BK. 67, PG. 445, INST. 391414
RECORDED 9/29/1952, EASEMENT

10. PORTION OF
JOHANNA L. JONES
BK. 68, PG. 526, INST. 396905
RECORDED 12/10/1952, EASEMENT

11. PORTION OF PARCEL NO. 1
FRANCIS C. & DELLA DEVINNEY
BK. 31, PG. 361, INST. 152306
RECORDED 10/16/1942, EASEMENT

12. PORTION OF
LUTHER B. SCHERER
BK. 71, PG. 347, INST. 411231
RECORDED 8/11/1953, EASEMENT

13. PORTION OF PARCEL 1188
FABULOUS VEGAS HOTEL, INC.
BK. 216, INST. 175579
RECORDED 10/06/1959, FEE

14. ALL OF PARCEL S-593-CL-003.933
SOUTHWEST SECURITIES, LP
BK. 870305, INST. 00756
RECORDED 3/05/1987, EASEMENT

15. PORTION OF PARCEL S-593-CL-025.444
COUNTY OF CLARK
BK. 960103, INST. 00843
RECORDED 1/03/1996, FEE

16. NDOT PRESCRIPTIVE RIGHT

17. PORTION OF PARCEL S-593-CL-025.462
MGM GRAND HOTEL, LLC.
INST. NO. 20060222-0001359
RECORDED 02/22/2006, FEE

EXHIBIT "B"

RT 18-01A1 STATE OF NEVADA DEPARTMENT OF TRANSPORTATION
CL-03
CL-55

DATE: JUNE 14, 2018

SKETCH MAP

APPROVED: _____
MANAGER II, R/W SURVEY SERVICES

SHEET 2 OF 2

MAP ID NO.: 56356
\RoadTransfers\Clark\RT 18-01A1\Exhibit B

NEVADA DOT		
	TRACED	CJH
	CHECKED	JKG
	DATE OF LAST REVISION:	

AMERICAN OVERSIGHT

302

All of APNs: 162-20-899-004, 162-21-499-002, 162-29-599-005, 162-29-599-006, 162-29-599-015, 162-29-599-016, 162-29-599-023
Ptn. of APNs: 162-21-499-008, 162-21-499-027, 162-28-199-001, 162-29-599-002, 162-29-599-004, 162-29-599-007, 162-29-599-008, 162-29-599-013, 162-29-599-014
Control Section: CL-003
Route: SR-604 (Las Vegas Blvd.) Former Routes: US-91, SR-6

Project: Unknown
E.A.: 70088
Ptn. of Parcel: 1188

Project: I-015-1(6)28
E.A.: 70090, 70260
Ptn. of Parcels: 200C, 211.1B, 211.3B

Project: SPM-593-(2)
E.A.: 71129
All of Parcel: S-593-CL-003.933

Project: CM-593(2)
E.A.: 71907
All of Parcel: S-593-CL-025.407
Ptn. of Parcels: S-593-CL-025.462, S-593-CL-025.444

Project: IR-015-1(81)37
E.A.: 71500
Ptn. of Parcels: S-593-CL-025.321, S-593-CL-025.322

Road Transfer No.: RT 18-01A1
Road Transfer Parcel: S-604-CL-000.000 RT1

RESOLUTION CONSENTING TO RELINQUISHMENT AND LAND TRANSFER AGREEMENT

WHEREAS, the State of Nevada, Department of Transportation, hereinafter called the Department, desires to relinquish a portion of SR-604 (Las Vegas Blvd.) lying within the County of Clark, State of Nevada, extending from Highway Engineer's Station "X" 524+33.68 P.O.T. to Highway Engineer's Station "X" 530+63.68 P.O.T., a distance of 630 feet, said right-of-way is delineated and identified as Parcel S-604-CL-000.000 RT1 on EXHIBIT "A" attached hereto and made a part hereof; and

WHEREAS, the Board of County Commissioners of the County of Clark, State of Nevada, desires that the aforesaid portion of said highway be relinquished to the County of Clark; and

WHEREAS, the County of Clark has requested the relinquishment of aforesaid portion of highway for the purpose of a transportation facility; and

ATTACHMENT 3
NV-DA-20-0615-A-000281

AMERICAN OVERSIGHT

WHEREAS, the County of Clark has agreed to accept the relinquishment of said right-of-way for the aforesaid portion of SR-604 (Las Vegas Blvd.) together with any and all revocable leases and licenses entered into between the Department and the adjoining owners for the multiple use of the right-of-way.

NOW THEREFORE be it resolved that the Board of County Commissioners of the County of Clark, does in consideration of the actions of the Department as set forth herein, hereby consent to the State of Nevada, Department of Transportation, Board of Directors, relinquishing to the County of Clark, that portion of SR-604 (Las Vegas Blvd.) lying within the County of Clark, State of Nevada, extending from Highway Engineer's Station "X" 524+33.68 P.O.T. to Highway Engineer's Station "X" 530+63.68 P.O.T., a distance of 630 feet, said right-of-way is delineated and identified as Parcel S-604-CL-000.000 RT1 on EXHIBIT "A" attached hereto and made a part hereof. The parties acknowledge that no relinquishment can occur until the Department of Transportation, Board of Directors approves of this relinquishment.

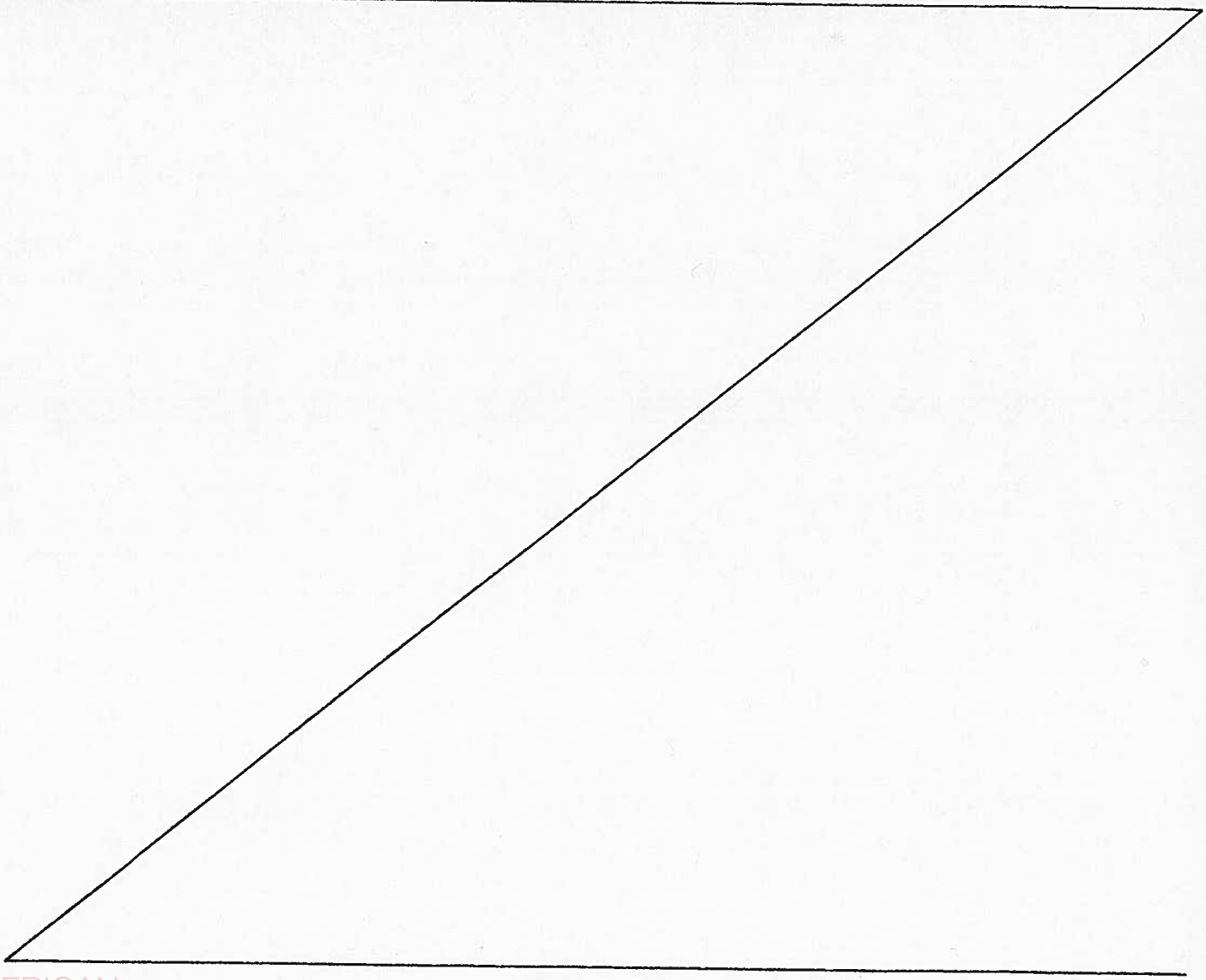

AMERICAN OVERSIGHT

IN WITNESS WHEREOF the parties hereto have executed this agreement dated this 5th day of June, 2018.

ATTEST:

Clerk

BOARD OF COUNTY COMMISSIONERS

Chairman

Vice Chairman

Commissioner

Commissioner

Commissioner

Commissioner

Commissioner

REVIEWED AND RECOMMENDED BY:

Chief Right-of-Way Agent

APPROVED FOR LEGALITY AND FORM:

7-10-2018

Deputy Attorney General

STATE SEAL

STATE OF NEVADA acting by and through its Department of Transportation

FOR Director

STATE OF NEVADA
CARSON CITY

On this 11th day of July, 2018, personally appeared before me, the undersigned, a Notary Public in and for Carson City, State of Nevada, Cole Mortenson personally known (or proved) to me to be the Assistant Director of the Department of Transportation of the State of Nevada who subscribed to the above instrument for the Nevada Department of Transportation under authorization of Nevada Revised Statutes, Chapter 408.205; that he/she affirms that the seal affixed to said instrument is the seal of said Department; and that said instrument was executed for the Nevada Department of Transportation freely and voluntarily and for the uses and purposes therein mentioned.

SEAL

VIRGINIA R. FROBES
NOTARY PUBLIC
STATE OF NEVADA
No. 13-11807-12 My Appt. Exp. Oct. 4, 2021

IN WITNESS WHEREOF I have hereunto set my hand and affixed my official seal the day and year in this certificate first above written.

R18-07

AMERICAN OVERSIGHT

LOCATION MAP

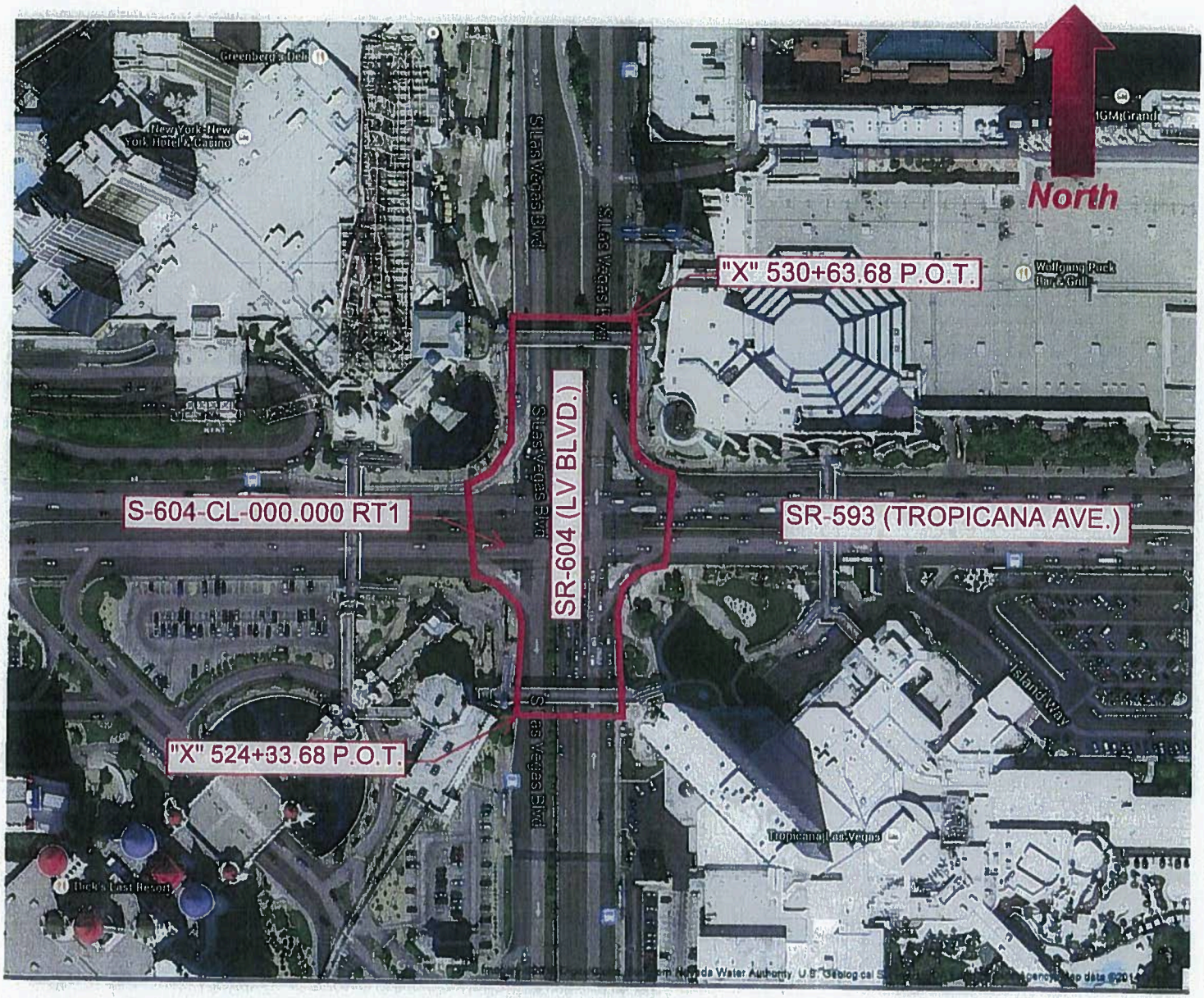

RT 18-01A1

DESCRIPTION:
Portion of SR-604 (Las Vegas Boulevard) at SR-593 (Tropicana Avenue), County of Clark, State of Nevada

EXHIBIT "A"

AMERICAN OVERSIGHT

1263 South Stewart Street
Carson City, Nevada 89712
Phone: (775) 888-7013
Fax: (775) 888-7104

MEMORANDUM

Environmental Services Division

April 2, 2018

To: Diana Callahan, Staff Specialist, Acquisitions, Right-of-Way

From: Steve M. Cooke, PE, Chief, Environmental Services

Subject: Environmental Clearance for Transportation Board
Surplus No.: RT 18-01 A1
Project: No Given
EAs: 71129, 71500, 71907
Road Transfer Parcel: S-604-CL-000.000 RT1
Description: SR604 (Las Vegas Blvd.) at SR593 (Tropicana Ave.)
Disposal of Right-of-Way by Relinquishment

The Environmental Services Division reviewed the requested action as presented in your memo dated March 21, 2018, and found it clear of any documented environmental concern for disposal.

EC: Project E-File

ATTACHMENT 4

AMERICAN OVERSIGHT

NRS 408.527 Procedure for relinquishment of roadways; regulations.

1. Whenever the Department and the county or city concerned have entered into a written agreement providing therefor, and the legislative body of the county or city has adopted a resolution consenting thereto, the Board may relinquish to the county or city:

(a) Any portion of any state highway which has been deleted from the state highway system by legislative enactment; or

(b) Any portion of any state highway which has been superseded by relocation or which the Department determines exceeds its needs.

2. Whenever the county or city concerned and the Department have entered into a written agreement providing therefor, and the Board has adopted a resolution consenting thereto, the county or city may relinquish to the Department any portion of any county or city road which the Department agrees qualifies to join the state highway system.

3. By resolution of the Board, the Department may upon request relinquish to the Division of State Lands of the State Department of Conservation and Natural Resources for the public use of another state agency any portion of any state highway which has been superseded by relocation or which the Department determines exceeds its needs.

4. Relinquishment must be made by a resolution. A certified copy of the resolution must be filed with the legislative body of the county or city concerned. The resolution must be recorded in the office of the county recorder of the county where the land is located and, upon recordation, all right, title and interest of the State in and to that portion of any state highway vests in the county, city or division, as the case may be.

5. Nothing in NRS 408.523 limits the power of the Board to relinquish abandoned or vacated portions of a state highway to a county, city or the Division.

6. If the Board relinquishes property pursuant to subsection 5, and the purpose for which the property was relinquished is abandoned or ceases to exist, then, absent an agreement or a provision of law to the contrary, and regardless of the interest of the Department in the property before it was relinquished, all right, title and interest in the property shall vest in the county, city or Division without reversion to the Department.

7. The Board may accept from a county or city any portion of any county or city road which has changed in function such that it has risen to the level of functioning as a state highway. Such a road may be traded for any portion of any state highway relinquished by the Department or accepted by the Department after equitable compensation or trade values have been negotiated and agreed to in writing.

8. A county or city may accept from the Department any portion of any state highway which no longer functions to support the state highway system and which exceeds the needs of the Department. Such a highway may be traded for any portion of any county or city road relinquished by the county or city or accepted by the county or city after equitable compensation or trade values have been negotiated and agreed to in writing.

9. Any portion of a state highway or county or city road that is relinquished or traded pursuant to this section must be placed in good repair, or the parties must establish and agree in writing to equitable monetary compensation. If any highways or roads, or portions thereof, to be relinquished or traded are not of comparable value, the parties must negotiate and agree in writing to equitable monetary compensation or equitable trade considerations.

10. The Department, in cooperation with local governments, shall adopt regulations governing procedural documents that address the process by which highways and roads are relinquished.

11. The vesting of all right, title and interest of the Department in and to portions of any state highways relinquished previously by the Department in the city, county or state agency to which it was relinquished is hereby confirmed.

(Added to NRS by 1960, 68; A 1983, 338; 1987, 1102, 1812; 1989, 1308; 1991, 1173; 2013, 1844)

ATTACHMENT 5

AMERICAN OVERSIGHT

1263 South Stewart Street
Carson City, Nevada 89712
Phone: (775) 888-7440
Fax: (775) 888-7201

MEMORANDUM

August 1, 2018

TO: **Department of Transportation Board of Directors**

FROM: **Rudy Malfabon, P.E., Director**

SUBJECT: **August 13, 2018 Transportation Board of Directors Meeting**

ITEM #9: **Discussion of the Fiscal Year 2019 NDOT Work Program and the 2019-2022 DRAFT Statewide Transportation Improvement Program – Informational item only.**

Summary:

This agenda item is to brief you on the DRAFT FFY19-FFY22 Statewide Transportation Improvement Program (STIP) and DRAFT 2019 NDOT Work Program currently out for public comment. NDOT staff has spent the last twelve months working with federal and regional agencies, local governments, and planning boards to develop these planning and program documents.

Statewide Transportation Improvement Program (STIP), FFY2019-FFY2022
Work Program (WP), FY 2019
Short Range Element (SRE), FY 2020-2022
Long Range Element (LRE), FY 2023 and Beyond

Following consultations with Nevada's seventeen counties and the thirty-day public comment period the STIP is then submitted to the Federal Highway Administration (FHWA), the Federal Transit Administration (FTA) for approval and to the Environmental Protection Agency (EPA) for consultation. The State Transportation Board will approve the 2019 WP at the September board meeting.

Background:

The STIP lists all capital and non-capital transportation projects proposed for federal transportation funding or are considered regionally significant. These projects improve the capacity, condition, operations and safety of Nevada's transportation system, such as increasing the number of lanes, constructing new roads, road extensions, and intersection improvements along with the Department Maintenance Program. It also includes transit, rail, pedestrian walkway, and bicycle facility projects.

The Department is required to include, without change, all projects listed in the Metropolitan Planning Organization's (MPO) approved Regional Transportation Improvement Program (RTIP) following review by NDOT staff and approval by the NDOT Director. All other projects

AMERICAN OVERSIGHT

outside of the MPOs are included in the Non MPO portion of the STIP, thus capturing all federal funded and regionally significant projects over the four-year period.

The STIP is approved by the Governor's Designee (Director of the Department of Transportation) and submitted to the FHWA, FTA for approval and the EPA for consultation.

The Work Program (WP) lists the projects the Department intends to work on during the current fiscal year (Annual Work Program), proposed projects for short term (Short Range Element 2020-2022) and proposed projects outside of that time frame. This document satisfies Nevada Revised Statue (NRS 408.203) requiring the Director of NDOT to submit a four and ten-year list of transportation projects to the State Legislative Council Bureau every even year and the State Legislature every odd year. The WP lists projects that the Department plans to complete using state resources, in addition to the federal funds as outlined in the four-year STIP.

NDOT will submit these planning documents to the State Legislature/Legislative Council Bureau following the State Transportation Board acceptance/approval and FHWA and FTA for approval of the STIP portion.

As part of the Department's public participation process, staff met with the 14 rural County Commissions and is planned to present to Nevada's MPOs during the month of August to present the proposed FY 2019 Work Program.

Recommendation for Board Action:

Informational Item Only.

List of Attachments:

Attachment A: 2019 Nevada DOT Statewide Transportation Improvement Program (STIP)

Links to eSTIP public site:

DRAFT STIP: https://estip.nevadadot.com/default.asp?view_type=DRAFT
DRAFT WP: https://estip.nevadadot.com/default.asp?view_type=DRAF_AWP

Prepared by:

Joseph Spencer, STIP Manager, Program Development, Planning Division

AMERICAN OVERSIGHT

2019

Nevada DOT Statewide Transportation Improvement Program (STIP)



NEVADA DOT
SAFE AND CONNECTED

AMERICAN OVERSIGHT

Statewide Transportation Improvement Program (STIP)

The Statewide Transportation Improvement Program (STIP) is the state's transportation capital improvement program. Federally funded and regionally significant projects across the state are included in the STIP. The Nevada Department of Transportation (NDOT) STIP is a four-year plan and includes funding levels by year for project obligation and is fiscally constrained. Federal Highway Administration (FHWA) Federal Transit Administration (FTA) approves the STIP. The STIP is required to be updated a minimum of every four years, NDOT produces a yearly STIP.

Metropolitan Planning Organization (MPO)

A Metropolitan Planning Organization (MPO) are required to represent localities in all urbanized areas with population over 50,000 as determined by the U.S. Census. MPOs are designated by agreement between the governor and local governments that together represent at least 75 percent of the affected population or in accordance with procedures established by applicable state or local law.

An urbanized area with a population over 200,000 as defined by the Bureau of the Census and designated by the Secretary of the U.S. Department of Transportation is called a Transportation Management Area (TMA).

MPOs and TMAs are required to develop a Transportation Improvement Program (TIP), a list of funded transportation projects covering a minimum of four years. The TIP is developed and formally adopted by an MPO/TMA as part of the metropolitan transportation planning process and require projects to be eligible for funding under title 23 U.S.C. and title 49 U.S.C. Chapter 53. Once a TIP has been approved by the MPO, it shall be included in the STIP without modification or by reference. A TIP in a nonattainment or maintenance area is subject to FHWA/FTA conformity finding before inclusion in the STIP.

Nevada has four of these organizations in the state:

- **Regional Transportation Commission of Southern Nevada (RTCSNV)**: Administers MPO/TMA activities throughout Clark County
  - http://www.rtcsnv.com/
- **Regional Transportation Commission of Washoe County (RTCWA)**: Administers MPO/TMA activities throughout Washoe County
  - https://www.rtcwashoe.com/
- **Lake Tahoe Metropolitan Planning Organization (TMPO)**: Administers MPO/TMA activities throughout the Lake Tahoe Basin
  - http://www.trpa.org/transportation/
- **Carson Area Metropolitan Planning Organization (CAMPO)**: Administers metropolitan planning activities in Carson City and portions of Douglas and Lyon Counties
  - http://www/carspmareampo.com

AMERICAN OVERSIGHT

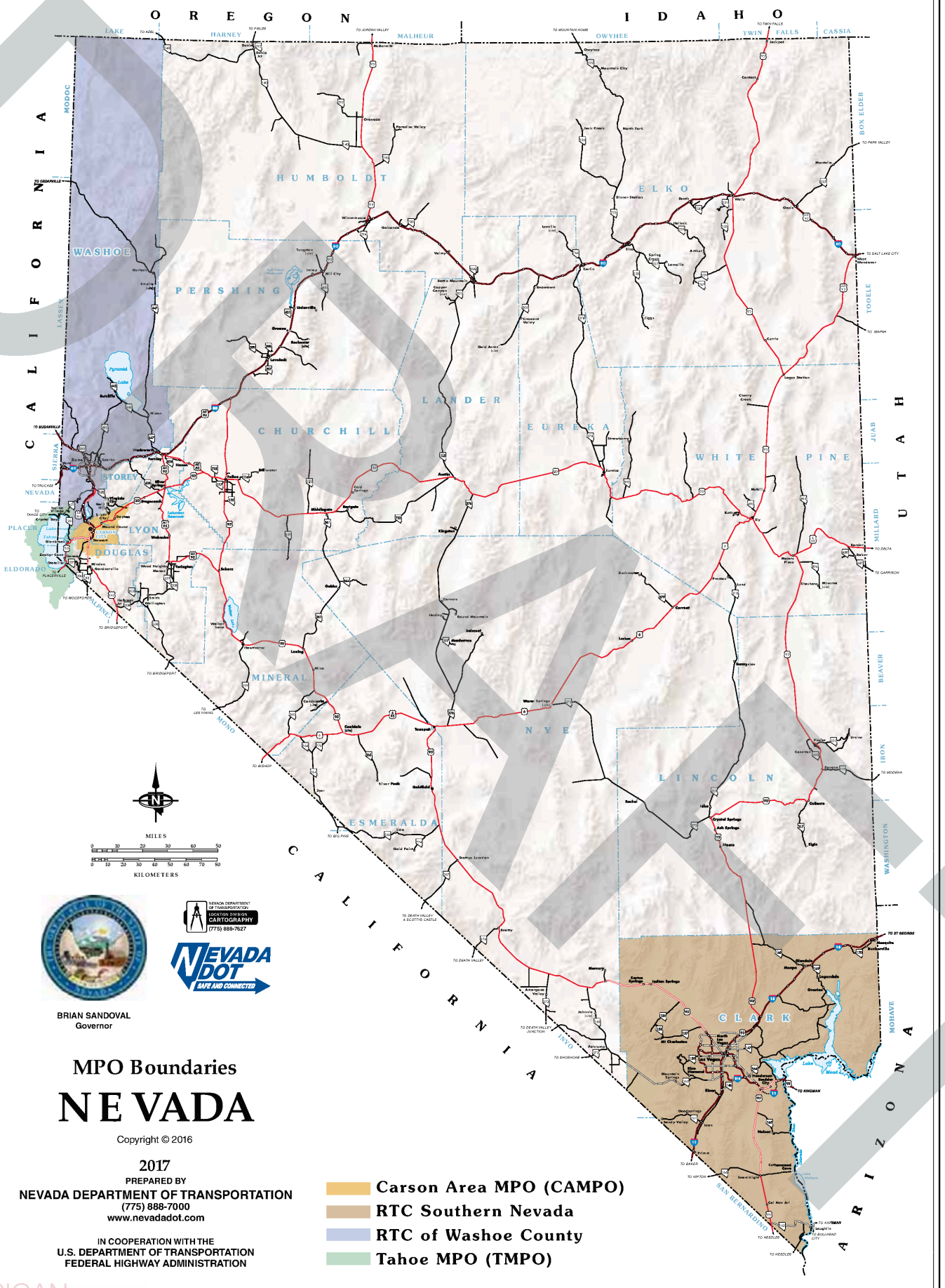

AMERICAN OVERSIGHT

STIP Development Timeline

Phase 1	County Workshops Gather and Screen Projects	**October-November**
Phase 2	Update projects, gather new projects and enter into eSTIP system	**December - June**
Phase 3	County Tours – Draft WP	**May- July**
Phase 4	Draft Review: NDOT, MPOs, Local Government Agencies, FHWA, and Public through 30 Day Public Comment	**August**
Phase 5	Revisions Following Public Comment	**September**
Phase 6	Final STIP Preparation Transportation Board STIP Review and Acceptance	**September**
	FHWA Approval, FTA Approval, EPA Consultation	**October**
	FINAL STIP	**October**

DRAFT

AMERICAN OVERSIGHT

Projects Included in the STIP

- All capital and non-capital transportation projects (or phases of projects) within the boundaries of the State proposed for funding under Title 23 U.S.C. and Title 49 U.S.C. Chapter 53.
- Transportation Alternative
- Transit Improvements
- Tribal Transportation Projects
- Regionally Significant Projects

Projects Not Required in the STIP

- Metropolitan Planning Projects (MP)
- State Planning and Research (SPR)
- Emergency Relief (ER)
- National planning and research projects funded under 49 U.S.C. 5314
- Project management oversight projects funded under 49 U.S.C. 5327
- State/locally funded projects that are not deemed regionally significant

Regionally Significant

A regionally significant project is a transportation project (other than an exempt project) that is on a facility which serves regional transportation needs (such as access to and from the area outside of the region, major activity centers in the region, major planned developments such as new retail malls, sports complexes, or transportation terminals as well as most terminals themselves) and would normally be included in the modeling of a metropolitan area's transportation network, including a minimum all principal arterial highways and all fixed guide way transit facilities that offer an alternative to regional highway travel.

STIP Project Regulations

This STIP shall include for each project the following:

1. Phase of Work (preliminary engineering (PE), right-of-way (ROW), construction (Con) or Other (usually programs or inspections).
2. Descriptive material (type of work, termini) for each project
3. Estimated total project cost, by phase, by year (all funding per phase MUST be in a single year for obligation purposes)
4. Identification of the lead agency responsible for the project

DRAFT

AMERICAN OVERSIGHT

ALL Transportation Improvement Program, 18-00 Adoption 2018-2022

1 Projects Listed

4.

State TIP ID	NY20170002	*MPO/TIP*	Non MPO 18-00	*Local ID*		*Total Cost*	$17,026,000
Lead Agency	Nevada DOT	*Contact*	Victor Peters (775)887-680	*NDOT*	District 1	*County*	NYE
Project Type	Rd Recons/Rehab/Resurf	*Air Quality*		*TCM*		*Construction*	2020 start

2.

Project Name US 95 North of Beatty Mill and Surface
Project Limits At From Strozzi Ranch Road To Alkalai Flat Road of Distance (mile) 31.51 Begin: 72.04 End: 103.55
Description Coldmill with plantmix bituminous surface with open grade

1.

Phase	Fund Source		Prior	FY2018	FY2019	FY2020	FY2021	FY2022	Future	Total
PE	State Gas Tax		$225,000	-	-	-	-	-	-	$225,000
		Total Prelimanry Engineering	$225,000	-	-	-	-	-	-	$225,000
ROW	State Gas Tax		$1,000	-	-	-	-	-	-	$1,000
		Total Right of Way	$1,000	-	-	-	-	-	-	$1,000
CON	State Gas Tax		-	-	-	$16,800,000	-	-	-	$16,800,000
		Total Construction	-	-	-	$16,800,000	-	-	-	$16,800,000
		Total Programmed	**$226,000**	**-**	**-**	**$16,800,000**	**-**	**-**	**-**	**$17,026,000**

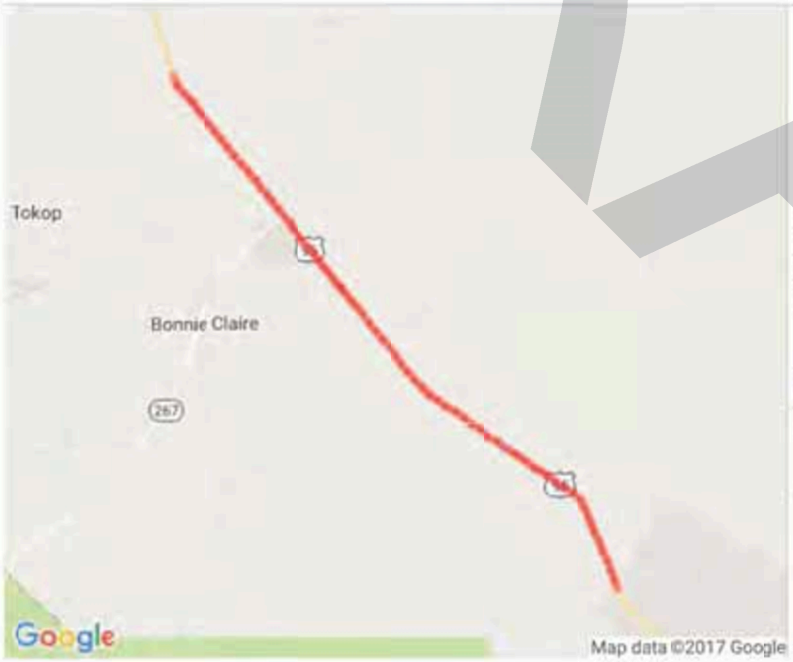

3.

Version History

TIP Document	MPO Approval	State Approval	FHWA Approval	FTA Approval
16-24 Amendment 2016-2020	03/29/2017	03/29/2017	03/30/2017	N/A
16-26 Amendment 2016-2020	05/02/2017	05/02/2017	05/02/2017	05/02/2017
18-00 Adoption 2018-2022	*Pending*	*Pending*	*Pending*	*Pending*

Current Change Reason

SCHEDULE / FUNDING / SCOPE - Carry over from 16-26

Funding Change(s):
Total project cost stays the same $17,026,000

DRAFT
AMERICAN OVERSIGHT

STIP Formal and Administrative Amendments

Revisions to the STIP can be made throughout the year through a Formal Amendment and or an Administrative Modification defined as:

- **Formal Amendments are required for**:
  - addition or deletion of any project (if within a nonattainment area a conformity determination is required)
  - substantial changes to the scope of a project (changing number of lanes, changing the type of the project, change in project termini)
  - moving a project into or out of the first four years of the STIP/TIP (if within a nonattainment area a conformity determination is required)
  - change in a project total programmed amount greater than 40% or greater than $5,000,000
  - changes in a project's fund source from non-federal to federal

**This action also requires approval from the Governing Board, if within an MPO or TMA, approval of NDOT Director and approval from either FHWA or FTA (depending if the project is highway or transit).*

- **Administrative Amendment**:

Administrative Modifications are required for any revision that does not meet the criteria above such as:

  - changes in a federally funded project amount up to $5,000,000 but less than 40%
  - minor changes to the termini
  - adding or deleting a phase of a project without major changes to the scope of the project
  - moving projects between any of the fiscal years of the STIP/TIP
  - minor changes to funding sources
  - changing a project's lead agency
  - changes made to an existing projects amount of non-federal funds
  - adding a regionally significant project that does not require air quality conformity and uses 100% state or local funds
  - combining two or more projects already in the STIP/TIP if scope and funding stay overall intact

**An administrative modification does not require public review and comment or a conformity determination in nonattainment and maintenance areas. This action requires approval from the Executive Director, within an MPO or TMA, and approval of NDOT Director, Federal approval is not required.*

DRAFT

AMERICAN OVERSIGHT

Regionally significant means a project that is on a facility which serves regional transportation needs, such as a facility that provides access:

- From outside of the region
- To major activity centers in the region
- To major planned developments such as a new retail mall, sports complexes, etc.
- To transportation terminals

Such projects would normally be included in the modeling of a metropolitan area's transportation network, including as a minimum, all principal arterial highways and all fixed guideway transit facilities that offer a significant alternative to regional highway travel.

S/TIP Modification Process

Sponsor Request Change to Project

↓

MPO/DOT/FHWA/FTA/EPA
Initial Discussion

Staff Modification

- Change in non-Federal fund source, but not amount
- Increase of funds up to $500,000
- Increase of funds greater than $500,000 but less than 20% of total project cost
- Decrease of funding in any amount
- Move projects within S/TIP funding years
- Minor scope change
- Grammatical edits/typos
- Updates reflecting contract bid amounts

✓ No Conformity Determination*
✓ No NDOT public comment required
✓ MPO follows Public Participation Plan
✓ No FHWA/FTA approval needed

↓

No MPO Executive Director Approval
No MPO Board Approval

↓

No NDOT Director Approval

↓

Notification

NDOT Notifies:	MPO Notifies:
MPO Staff	MPO project sponsor
FHWA/FTA	MPO Staff
Project Manager	
NDOT Staff	

Administrative Amendment

- Increase funds ups to $5,000,000
- Increase of funds greater than $5,000,000 but less than 40% of total project cost
- Significant change in design or scope of regionally significant project

✓ No Conformity Determination*
✓ Public Comment at NDOT Board meeting required
✓ MPO follows Public Participation Plan
✓ No FHWA/FTA approval needed

↓

MPO Executive Director Approval Required
No MPO Board Approval

↓

NDOT Director or designee Approval Required

↓

Notification

NDOT Notifies:	MPO Notifies:
MPO Staff	MPO project sponsor
FHWA/FTA	MPO Staff
Project Manager	
NDOT Staff	

Amendment

- Add new project
- Any action that requires air quality conformity
  - Insert new regionally significant project from RTP that is not in current RTIP.

✓ FHWA/FTA Conformity Determination Required*
✓ New regional emissions analysis required*
✓ NDOT 30 day public comment period required
✓ MPO public comment required (as stated in public participation plan)
✓ FHWA/FTA approval required

↓

MPO Board Approval Required

↓

NDOT Director Approval Required

↓

Notification

NDOT Notifies:	MPO Notifies:
MPO Staff	MPO project sponsor
FHWA/FTA	MPO Staff
Project Manager	
NDOT Staff	

* Applies only to RTCSNV and RTCWA

DRAFT
AMERICAN OVERSIGHT

DRAFT

STIP/TIP Fiscal Constraint

Fiscal constraint is identified as having sufficient federal funds on a yearly basis to program projects in the STIP within budget. This is accomplished using committed, available, or reasonably available funds to support the transportation system to maintain operations, capital, and maintenance. Projects may only be included in the four years of the TIP/STIP if funds for those projects are “available” or “committed”.

Federal funding reflected in the STIP for projects is based on full apportionment by fund source as identified from the FHWA FMIS 10A report. All funding for projects is required to be identified by federal fund source, required matching source, by phase by year (all funding per phase MUST be in a single year for obligation purposes, spreading a phase across multiple years is not permittable per CFR 630.106 (a)(2)).

The cumulative total of State and Federal funds should not exceed the total of funds reasonably available to the State.

The outer years of fiscal constraint are inflated by 5% per the guidance in the FAST Act and are an estimate and subject to change. Funding amounts will be updated at the beginning of each active fiscal year with the year’s apportionment of funds as identified from the FHWA FMIS 10A report.

AMERICAN OVERSIGHT

NEVADA DOT | Project Tools | Reports | Other Tools | Search Project ID | Advanced

$ Financial Constraints

PRINTER FRIENDLY | EXPORT TO EXCEL

PROGRAM DESCRIPTION	TOTAL REV 2018	TOTAL PROG 2018	BAL 2018	TOTAL REV 2019	TOTAL PROG 2019	BAL 2019	EST TOTAL REV 2020	TOTAL PROG 2020	BAL 2020	EST TOTAL REV 2021	TOTAL PROG 2021	BAL 2021	EST TOTAL REV 2022	TOTAL PROG 2022	BAL 2022
CMAQ - Washoe County	$13,492,392	$12,560,000	$932,392	$7,713,359	$5,940,000	$1,773,359	$8,893,374	$8,740,000	$153,374	$7,629,390	$7,140,000	$489,390	$8,339,207	$6,190,000	$2,149,207
FHWA Grant	$50,000	$50,000	$0	$50,000	$50,000	$0	$50,000	$50,000	$0	$50,000	$50,000	$0	$50,000	$50,000	$0
FTA 5304 Statewide and Non MPO Planning	$383,191	$383,191	$0	$0	$0	$0	$0	$0	$0	$0	$0	$0	$0	$0	$0
FTA 5307	$60,000	$60,000	$0	$60,000	$60,000	$0	$64,000	$64,000	$0	$0	$0	$0	$0	$0	$0
FTA 5307 Lrg Urb Capital	$4,851,200	$4,851,200	$0	$5,720,800	$5,720,800	$0	$4,107,200	$4,107,200	$0	$4,112,000	$4,112,000	$0	$4,104,000	$4,104,000	$0
FTA 5307 Lrg Urb Operating	$631,200	$631,200	$0	$650,400	$650,400	$0	$670,000	$670,000	$0	$777,200	$777,200	$0	$737,200	$737,200	$0
FTA 5307 Sm Urb Capital	$564,358	$564,358	$0	$464,360	$464,360	$0	$289,360	$289,360	$0	$449,604	$449,604	$0	$0	$0	$0
FTA 5307 Sm Urb Operating	$417,540	$417,540	$0	$518,540	$518,540	$0	$694,540	$694,540	$0	$521,040	$521,040	$0	$0	$0	$0
FTA 5309 Small Starts	$42,300,000	$42,300,000	$0	$0	$0	$0	$0	$0	$0	$0	$0	$0	$0	$0	$0
FTA 5310 Elderly/Disabled Lrg Urb Admin	$11,533	$11,533	$0	$0	$0	$0	$0	$0	$0	$0	$0	$0	$0	$0	$0
FTA 5310 Elderly/Disabled Lrg Urb Capital	$252,880	$252,880	$0	$0	$0	$0	$0	$0	$0	$0	$0	$0	$0	$0	$0
FTA 5310 Elderly/Disabled Lrg Urb Operating	$109,726	$109,726	$0	$0	$0	$0	$0	$0	$0	$0	$0	$0	$0	$0	$0
FTA 5310 Elderly/Disabled Rural Capital	$274,825	$274,825	$0	$180,000	$180,000	$0	$0	$0	$0	$0	$0	$0	$0	$0	$0
FTA 5310 Elderly/Disabled Sm Urb Capital	$106,956	$106,956	$0	$106,956	$106,956	$0	$106,956	$106,956	$0	$106,956	$106,956	$0	$0	$0	$0
FTA 5311 - Non Urb/Rural Admin	$124,511	$124,511	$0	$406,640	$406,640	$0	$0	$0	$0	$0	$0	$0	$0	$0	$0
FTA 5311 - Non Urb/Rural Capital	$15,200	$15,200	$0	$15,200	$15,200	$0	$0	$0	$0	$0	$0	$0	$0	$0	$0
FTA 5311 - Non Urb/Rural Operating	$28,680	$28,680	$0	$28,680	$28,680	$0	$0	$0	$0	$0	$0	$0	$0	$0	$0
FTA 5339 Bus/Fac Lrg Urb Capital	$660,000	$660,000	$0	$737,894	$737,894	$0	$40,000	$40,000	$0	$40,000	$40,000	$0	$40,000	$40,000	$0
FTA 5339 Bus/Fac Rural Capital	$248,768	$248,768	$0	$0	$0	$0	$0	$0	$0	$0	$0	$0	$0	$0	$0
FTA 5339 Bus/Fac Sm Urb Capital	$95,000	$95,000	$0	$95,000	$95,000	$0	$95,000	$95,000	$0	$95,000	$95,000	$0	$0	$0	$0
HSIP	$23,911,917	$15,896,751	$8,015,166	$30,844,567	$3,325,000	$27,519,567	$51,490,438	$4,132,500	$47,357,938	$72,527,353	$1,900,000	$70,627,353	$97,055,238	$0	$97,055,238
HWY Freight	$20,173,708	$760,000	$19,413,708	$30,263,226	$0	$30,263,226	$41,655,220	$0	$41,655,220	$53,616,814	$0	$53,616,814	$66,176,487	$0	$66,176,487
NHPP	$205,302,105	$120,351,050	$84,951,055	$298,046,454	$99,474,800	$198,571,654	$422,321,823	$76,579,800	$345,742,023	$580,679,700	$70,404,800	$510,274,900	$756,959,461	$57,864,800	$699,094,661
NHPP Exempt	$9,092,036	$0	$9,092,036	$14,382,553	$0	$14,382,553	$19,673,070	$0	$19,673,070	$24,963,587	$0	$24,963,587	$30,254,104	$0	$30,254,104
RAIL	$1,680,200	$2,850,153	$-1,169,953	$97,922	$0	$97,922	$1,429,191	$0	$1,429,191	$2,827,023	$0	$2,827,023	$4,294,747	$0	$4,294,747
Rec Trails	$1,845,999	$1,344,370	$501,629	$1,928,285	$1,344,370	$583,915	$2,039,104	$1,344,370	$694,734	$2,222,682	$1,344,370	$878,312	$2,482,658	$1,344,370	$1,138,288
SRTS	$1,457,891	$1,457,891	$0	$650,000	$650,000	$0	$0	$0	$0	$0	$0	$0	$0	$0	$0
STBG 5K-200K	$12,132,275	$617,690	$11,514,585	$15,017,977	$1,797,372	$13,220,605	$16,899,167	$0	$16,899,167	$20,761,657	$0	$20,761,657	$24,817,272	$0	$24,817,272
STBG Bridge	$4,293,989	$4,035,032	$258,957	$2,539,973	$1,757,500	$782,473	$3,177,540	$0	$3,177,540	$5,692,360	$0	$5,692,360	$8,332,921	$0	$8,332,921
STBG State-Wide	$59,113,014	$23,294,488	$35,818,526	$83,018,040	$17,500,000	$65,518,040	$115,077,530	$17,500,000	$97,577,530	$149,614,995	$17,500,000	$132,114,995	$186,754,333	$17,500,000	$169,254,333
STBG WA	$8,995,903	$8,760,650	$235,253	$7,452,799	$6,588,970	$863,829	$8,225,736	$7,056,600	$1,169,126	$8,899,118	$7,754,100	$1,145,018	$9,261,509	$4,001,600	$5,259,909
STBG<5K	$3,419,893	$2,280,000	$1,139,893	$4,730,781	$0	$4,730,781	$8,501,213	$0	$8,501,213	$12,460,167	$0	$12,460,167	$16,617,068	$0	$16,617,068
TAP 5K-200K STBG	$197,195	$188,913	$8,282	$188,580	$66,435	$122,145	$311,458	$0	$311,458	$510,237	$0	$510,237	$718,955	$0	$718,955
TAP <5K STBG	$226,153	$95,141	$131,012	$315,813	$257,131	$58,682	$252,723	$0	$252,723	$456,466	$0	$456,466	$670,396	$0	$670,396
TAP FLEX STBG	$10,787,587	$5,199,177	$5,588,410	$8,347,076	$2,003,300	$6,343,776	$9,240,375	$0	$9,240,375	$12,281,804	$0	$12,281,804	$15,475,304	$0	$15,475,304
TAP WA STBG	$906,707	$634,412	$272,295	$657,863	$329,442	$328,421	$721,700	$0	$721,700	$1,134,643	$0	$1,134,643	$1,568,233	$0	$1,568,233
TIGER	$7,023,000	$7,023,000	$0	$0	$0	$0	$0	$0	$0	$0	$0	$0	$0	$0	$0
Fed SUBTOTAL	$435,237,532	$258,534,286	$176,703,246	$515,229,738	$150,068,790	$365,160,948	$716,026,708	$121,470,326	$594,556,382	$962,429,796	$112,195,070	$850,234,726	$1,234,709,093	$91,831,970	$1,142,877,123
Local SUBTOTAL	$142,097,295	$142,097,295	$0	$35,284,219	$35,284,219	$0	$56,694,216	$56,694,216	$0	$34,163,494	$34,163,494	$0	$29,306,900	$29,306,900	$0
SB 5	$0	$0	$0	$880,183	$880,183	$0	$0	$0	$0	$0	$0	$0	$0	$0	$0
State Gas Tax	$75,158,253	$75,158,253	$0	$49,764,025	$49,764,025	$0	$69,169,068	$69,169,068	$0	$4,726,568	$4,726,568	$0	$3,966,568	$3,966,568	$0
State SUBTOTAL	$75,158,253	$75,158,253	$0	$50,644,208	$50,644,208	$0	$69,169,068	$69,169,068	$0	$4,726,568	$4,726,568	$0	$3,966,568	$3,966,568	$0
GRAND TOTAL	$652,493,080	$475,789,834	$176,703,246	$601,158,165	$235,997,217	$365,160,948	$841,889,992	$247,333,610	$594,556,382	$1,001,319,858	$151,085,132	$850,234,726	$1,267,982,561	$125,105,438	$1,142,877,123

*These fund types are group under State Gas Tax: District Contract, State Forces, State Forces - Materials/supplies/Op funds, State Forces - Overtime, State Forces - Per Diem, State Forces - Salary, State Gas Tax, State Match - Nv
*AC is not included in Fiscal Constraints

CONTACT NDOT | 2.35s | EMAIL ESTIPHELP@ECOINTERACTIVE.COM

AMERICAN OVERSIGHT

Fixing America's Surface Transportation Act "FAST Act" Overview

On December 4, 2015, President Obama signed into law Public Law 114-94, the Fixing America's Surface Transportation Act (FAST Act). The FAST Act funds surface transportation programs—including, but not limited to, Federal-aid highways—at over $305 billion for fiscal years (FY) 2016 through 2020. It is the first long-term surface transportation authorization enacted in a decade that provides long-term funding certainty for surface transportation. This summary reviews the policies and programs of the FAST Act administered by the Federal Highway Administration (FHWA).

The Moving Ahead for Progress in the 21st Century Act (MAP-21), enacted in 2012, included provisions to make the Federal surface transportation more streamlined, performance-based, and multimodal, and to address challenges facing the U.S. transportation system, including improving safety, maintaining infrastructure condition, reducing traffic congestion, improving efficiency of the system and freight movement, protecting the environment, and reducing delays in project delivery. The FAST Act builds on the changes made by MAP-21.

Setting the course for transportation investment in highways, the FAST Act—

- *Improves mobility on America's highways*

  The FAST Act establishes and funds new programs to support critical transportation projects to ease congestion and facilitate the movement of freight on the Interstate System and other major roads. Examples include developing a new National Multimodal Freight Policy, apportioning funding through a new National Highway Freight Program, and authorizing a new discretionary grant program for Nationally Significant Freight and Highway Projects (FASTLANE Grants).

- *Creates jobs and supports economic growth*

  The FAST Act authorizes $226.3 billion in Federal funding for FY 2016 through 2020 for road, bridge, bicycling, and walking improvements. In addition, the FAST Act includes a number of provisions designed to improve freight movement in support of national goals.

- *Accelerates project delivery and promotes innovation*

  Building on the reforms of MAP-21 and FHWA's Every Day Counts initiative, the FAST Act incorporates changes aimed at ensuring the timely delivery of transportation projects. These changes will improve innovation and efficiency in the development of projects, through the planning and environmental review process, to project delivery.

For More Information: https://www.fhwa.dot.gov/fastact/summary.cfm

DRAFT
AMERICAN OVERSIGHT

Federal Highway Administration Funded Programs Overview

National Highway Performance Program	The National Highway Performance Program (NHPP) supports the condition and performance of the National Highway System (NHS), for the construction of new facilities on the NHS, and to ensure that investments of Federal-aid funds in highway construction are directed to support progress toward the achievement of performance targets established in a State's asset management plan.
NHPP	
95/5	
±$193M	

Surface Transportation Block Grant Program	The FAST Act converted the long-standing Surface Transportation Program (STP) into the Surface Transportation Block Grant Program (STBG). STBG has the most flexible eligibilities among all Federal-aid Highway programs; it can be used for highway, transit, bicycle, pedestrian and other transportation projects. The STBG promotes flexibility in state and local transportation decisions and provides funding to best address transportation needs. This fund source is sub allocated to the State, TMAs and other population designations across the state.
STBG	
95/5	
±$108M	

**Please note estimated total is before federally required sub allocation set aside formula*

National Highway Freight Program	The FAST Act establishes a new National Highway Freight Program, funded by FHWA, ($49 million) to improve the efficient movement of freight on the National Highway Freight Network (NHFN). This program supports several goals, including: • Investing in infrastructure and operational improvements that strengthen economic competitiveness, reduce congestion, reduce the cost of freight transportation, improve reliability, and increase productivity; • Improving the safety, security, efficiency, and resiliency of freight transportation in rural and urban areas; • Improving the state of good repair of the NHFN; • Using innovation and advanced technology to improve NHFN safety, efficiency, and reliability; • Improving the efficiency and productivity of the NHFN; • Improving State flexibility to support multi-State corridor planning and address highway freight connectivity; and Reducing the environmental impacts of freight movement on the NHFN.
HWY Freight	
95/5	
±$11M	

DRAFT

AMERICAN OVERSIGHT

Highway Safety Improvement Program	The FAST Act continues the Highway Safety Improvement Program (HSIP) to achieve a significant reduction in traffic fatalities and serious injuries on all public roads, including non-State owned public roads and roads on Tribal lands.
HSIP	
95/5	
±$21M	

Congestion Mitigation and Air Quality Program	The Congestion Mitigation and Air Quality Improvement (CMAQ) program provides annual federal funding from FHWA, to states and local jurisdictions to meet the requirements of the Clean Air Act. Funding is available for transportation projects and programs that reduce congestion and improve air quality. Eligible areas include those that do not meet the National Ambient AQ standards for ozone, carbon monoxide, or particulate matter (nonattainment areas); and for former nonattainment areas that are now in compliance (maintenance areas). Federal law does not require NDOT to share these funds with local governments; however, NDOT has elected to make the CMAQ program a local program— distributing funds to eligible TMAs by formula based on population, particle matter volumes and CO2 levels. The RTCSNV and RTCWA are eligible for formula distribution of these funds.
CMAQ	
95/5	
±$25M	

Transportation Alternatives Program	Funding for Transportation Alternatives (TA) is set aside from the overall STBG funding amount. After accounting for this set-aside, FHWA distributes a percentage of a State's STBG funds based on population (suballocated), and the remaining funds are available for use anywhere in the State. The suballocated percentage starts at 51 percent in FY 2016, and then grows each year, to 55 percent in FY 2020. Project eligible for this funds source include Construction, planning, and design of on-road and off-road trail facilities for pedestrians, bicyclists, and other nonmotorized forms of transportation, including sidewalks, bicycle infrastructure, pedestrian and bicycle signals, traffic calming techniques, lighting and other safety-related infrastructure, and transportation projects to achieve compliance with the Americans with Disabilities Act of 1990.
TAP	
95/5	
±$4.9M	

**Please note estimated total is before federally required sub allocation set aside formula*

**The next two pages will show the sub allocations of STBG and TAP*

DRAFT

AMERICAN OVERSIGHT

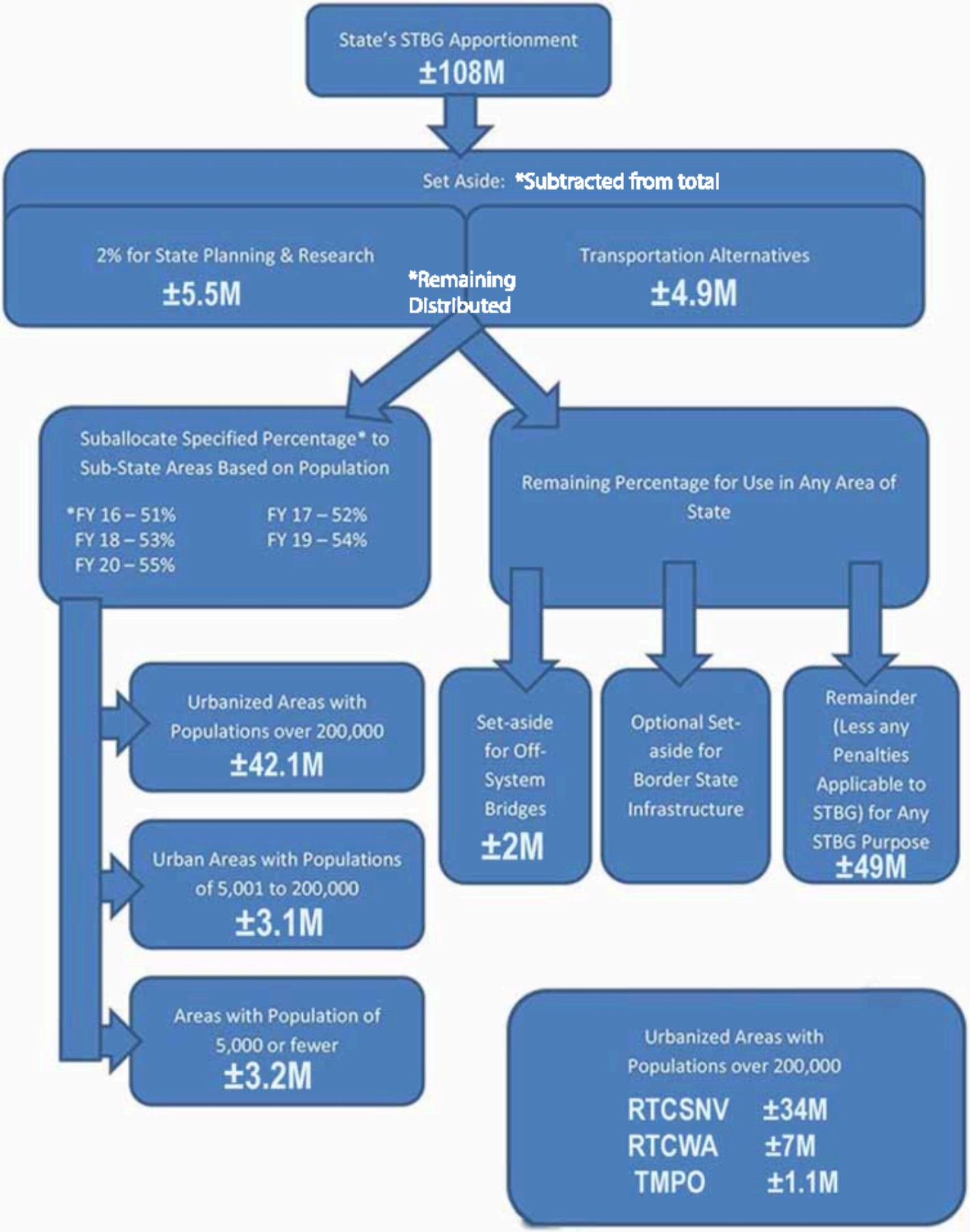

AMERICAN OVERSIGHT

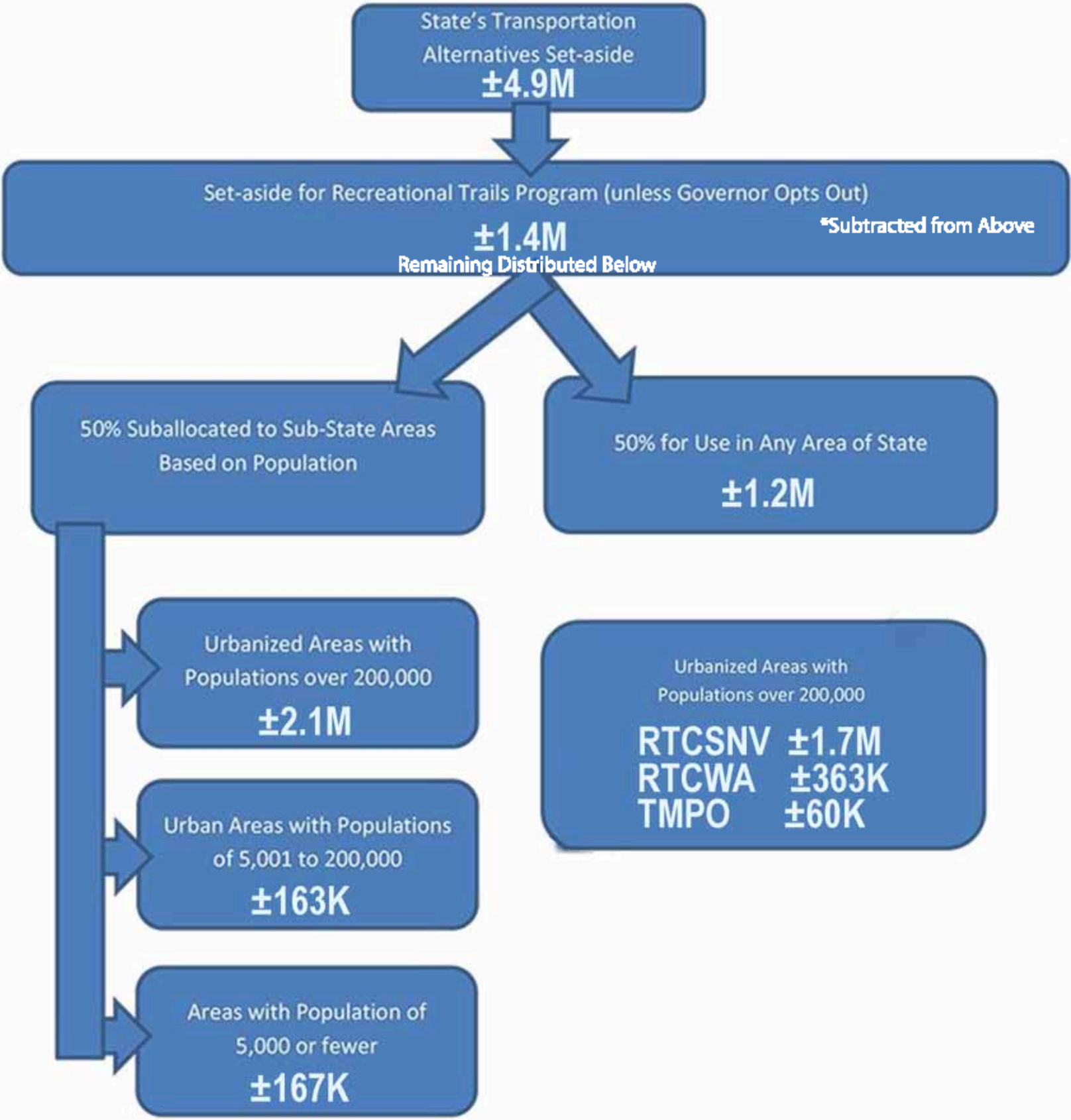

AMERICAN OVERSIGHT

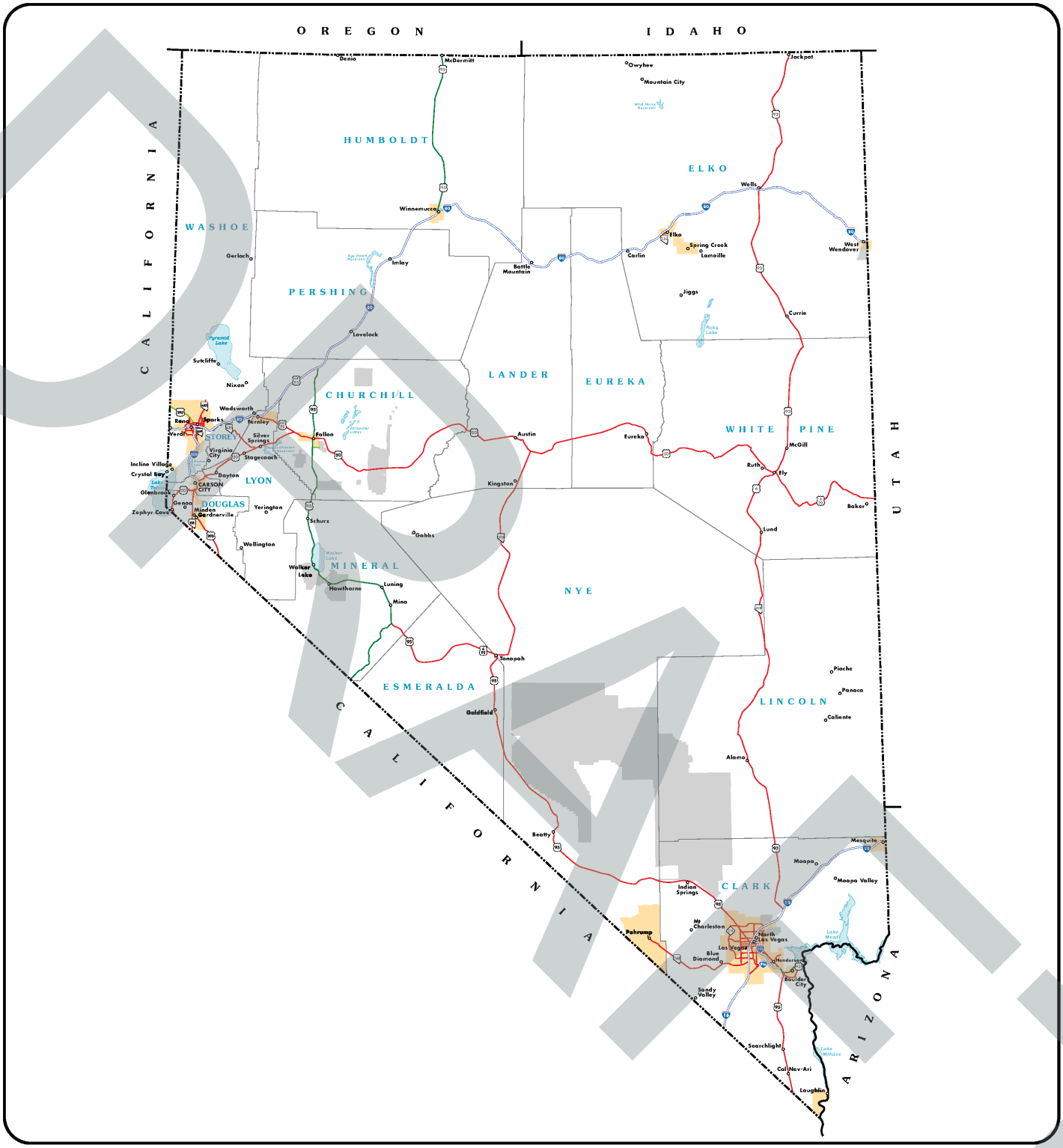

NEVADA
2016
PREPARED BY
THE NEVADA DEPARTMENT OF TRANSPORTATION

- Eisenhower Interstate System
- Other NHS Routes
- Non-Interstate STRAHNET Route
- STRAHNET Connector
- Intermodal Connector
- Intermodal Connector/STRAHNET Connector
- Unbuilt NHS Routes
- County Line
- State Line
- Census Urbanized Areas
- Airport
- Amtrak Station
- Bus Terminal/ Greyhound Station
- Interstate Route
- US Route
- State Route
- County Route
- Department of Defense

Miles
0 15 30 60 90 120

NATIONAL HIGHWAY SYSTEM
FULL STATE COVERAGE

STATE OF NEVADA

AMERICAN OVERSIGHT

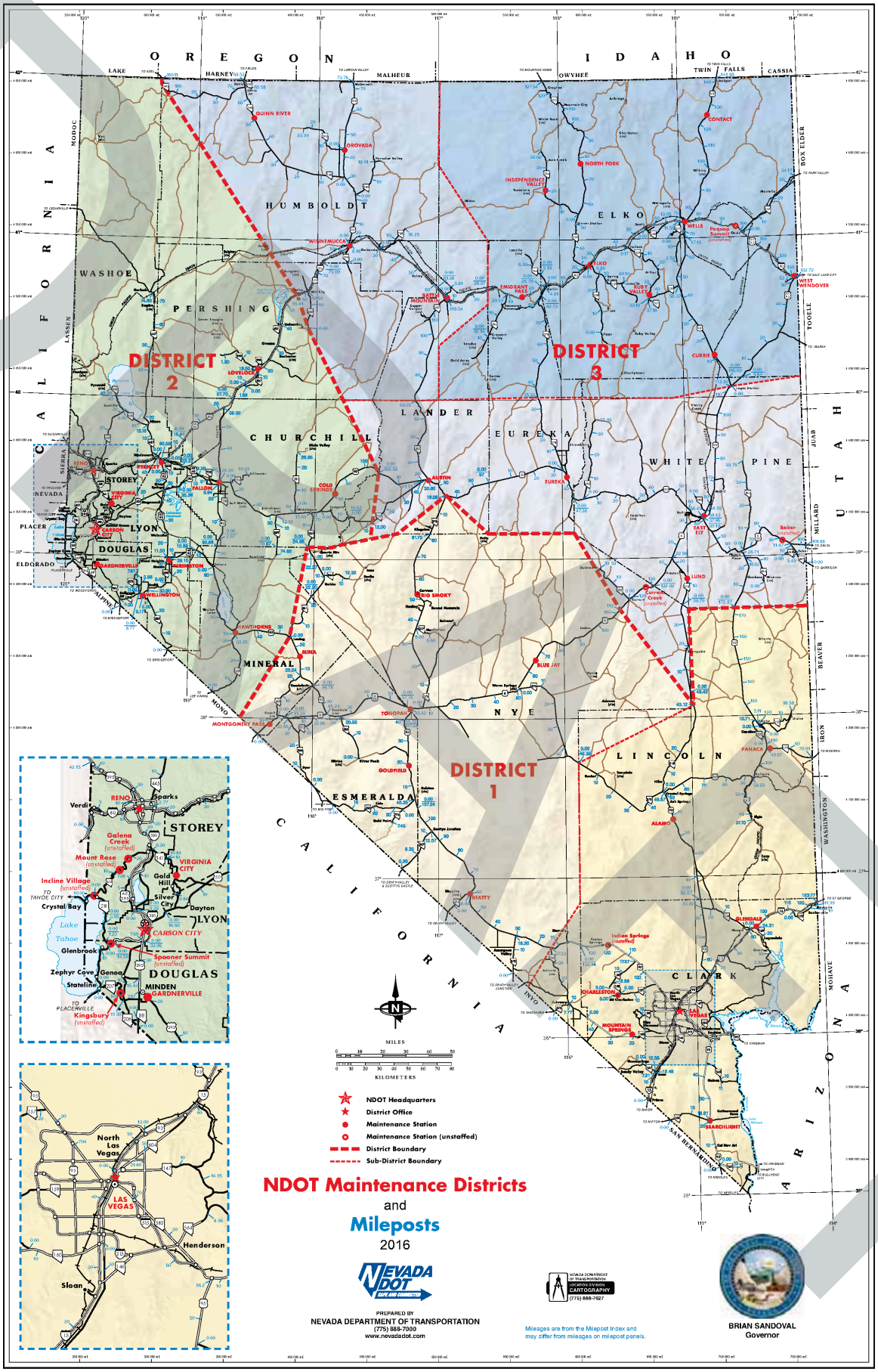

AMERICAN OVERSIGHT

Federal Transit Administration Funded Programs Overview

NDOT's Rural Transit Division administers State and Federal grant programs that are used to pay for operating local transit districts, local government transit services, and private transit organizations. The 2018-2021 STIP includes many Federal transit funding programs that provide for projects in metropolitan and rural areas throughout Nevada.

Programs include community support for public transit (including fixed guideway passenger rail and bus rapid transit), transportation for seniors and people with disabilities, mass transit vehicle replacement, intercity bus service, planning, training, technical assistance, and travel options programs. To meet financial plan timelines set by FTA, most transit projects are funded through a solicitation after the STIP is approved.

Program Name	Funding Source	Purpose
Metropolitan and Statewide Transportation Planning	FTA Section 5303 and 5304	Provides basis for making short and long-range public transportation decisions.
Urbanized Area Formula	FTA Section 5307	Supports public transportation capital, planning, job access and reverse commute projects, as well as operating expenses in certain circumstances for Urbanized Areas.
Bus and Bus Facilities	FTA Section 5339	Capital purchases of transit vehicles and vehicle related facilities for small urban and rural transit providers.
Enhanced Mobility of Seniors and Individuals with Disabilities	FTA Section 5310	Capital and operations support benefiting elderly and people with disabilities.
Rural Areas Formula	FTA Section 5311	Transit services in rural areas. This program includes intercity service and technical assistance.

DRAFT

AMERICAN OVERSIGHT

How to Interpret Project Information and NDOT's eSTIP

NDOT adopted and implemented an eSTIP system in 2015. The eSTIP is a fully integrated system with the MPOs for the development of the project lists for the TIPs and includes electronic approvals and notifications. It allows the local public agencies (LPA) within each MPO/TMA to submit projects, and or changes to projects, for review and approval by the MPO, State and Federal agencies. This fully integrated system is displayed to our public website upon approval of the TIPs by the governing boards and or by the executive directors. The eSTIP has saved staff time and enhanced transparency to the public, providing timely and live up to date project information. The public website can be viewed in table list of projects or with an interactive map, it can also be searched by several different values and fields of projects and their information.

NDOT's eSTIP can be found here: https://estip.nevadadot.com/default.asp

The next pages breakdown the project page of the eSTIP and explains how to read the information provided.

NDOT STIP Staff

Joseph Spencer, STIP Manager

P: 775-888-7121 E: Jspencer@dot.nv.gov

1263 South Stewart Street, Carson City, NV 89712

Emel Hassanein, STIP Staff Member

P: 775-888-7360 E: ehassanein@dot.nv.gov

1263 South Stewart Street, Carson City, NV 89712

AMERICAN OVERSIGHT

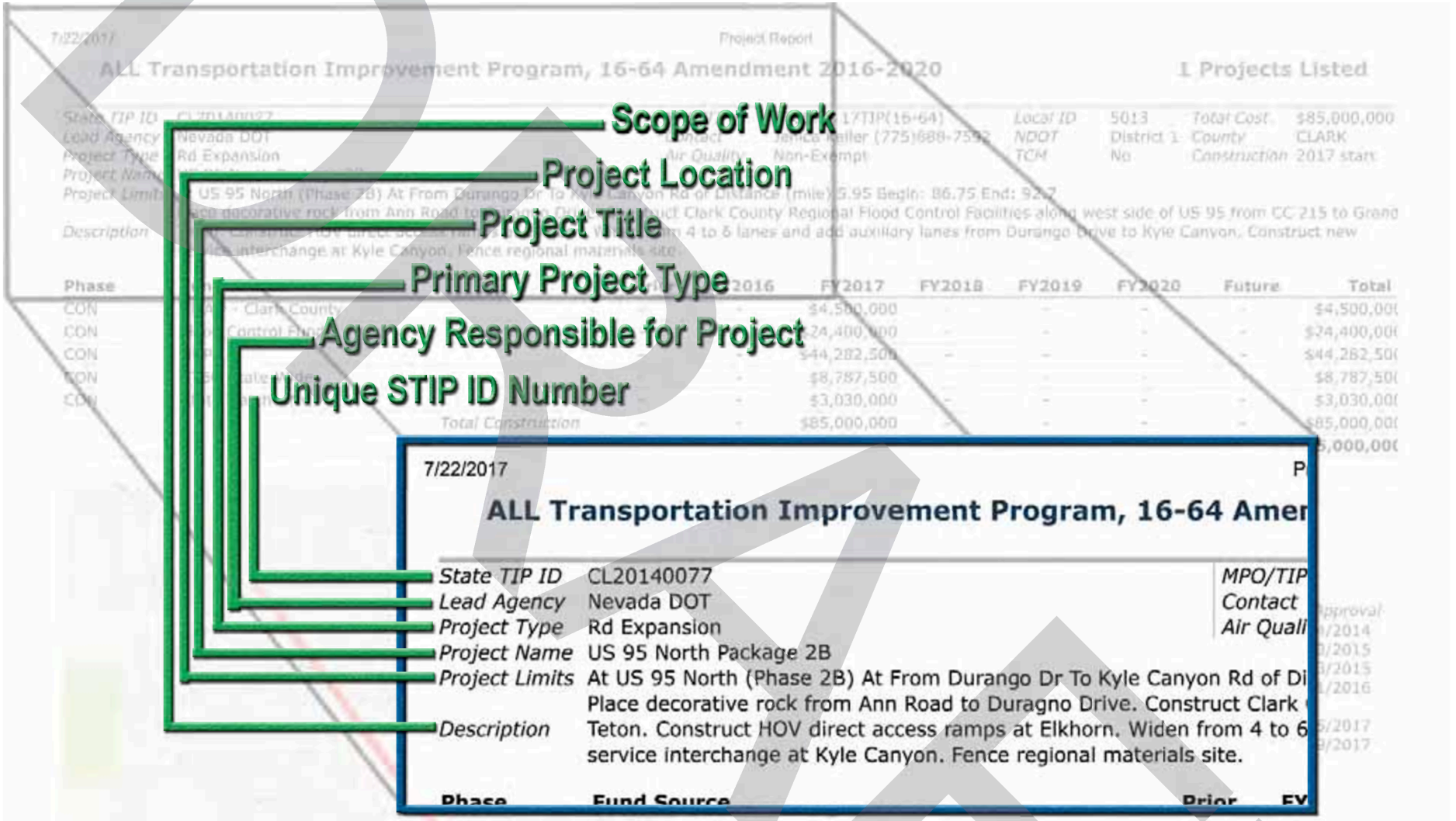

DRAFT

AMERICAN OVERSIGHT

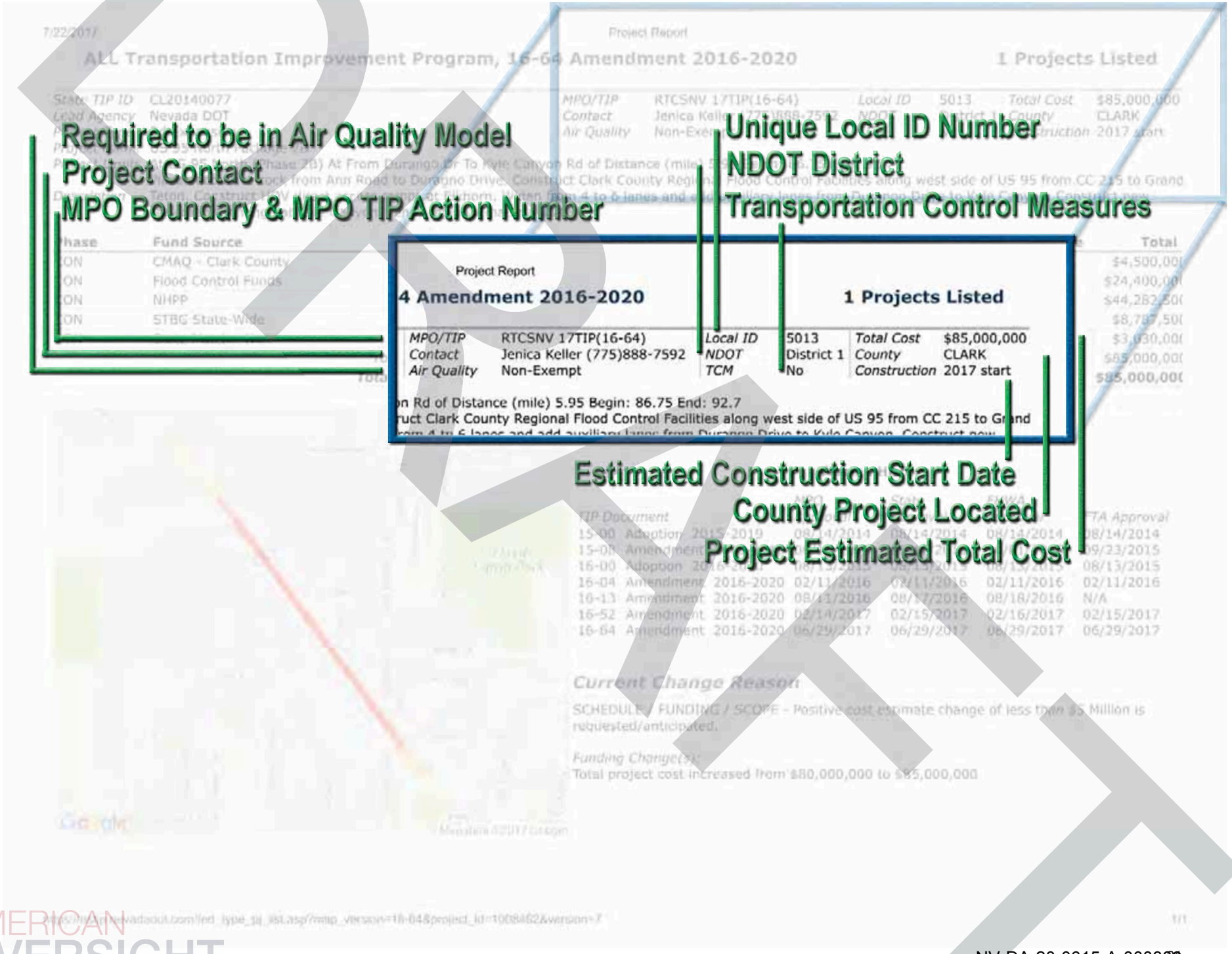
Required to be in Air Quality Model
Project Contact
MPO Boundary & MPO TIP Action Number
Unique Local ID Number
NDOT District
Transportation Control Measures
Project Report
4 Amendment 2016-2020
1 Projects Listed
MPO/TIP RTCSNV 17TIP(16-64)
Contact Jenica Keller (775)888-7592
Air Quality Non-Exempt
Local ID 5013
NDOT District 1
TCM No
Total Cost $85,000,000
County CLARK
Construction 2017 start
Rd of Distance (mile) 5.95 Begin: 86.75 End: 92.7
Estimated Construction Start Date
County Project Located
Project Estimated Total Cost

DRAFT

7/22/2017 Project Report

ALL Transportation Improvement Program, 16-64 Amendment 2016-2020 1 Projects Listed

Prior Fund Amount Used

Future Funds to be Used

Phase of Work (PE, ROW, Con)

Active STIP Federal Fiscal Years

State TIP ID	CL20140077	MPO/TIP	RTCSNV 17TIP(16-64)	Local ID	5013	Total Cost	$85,000,000
Lead Agency	Nevada DOT	Contact	Jenica Keller (775)888-7592	NDOT	District 1	County	CLARK
Project Type	Rd Expansion	Air Quality	Non-Exempt	TCM	No	Construction	2017 start
Project Name	US 95 North Backup 2017						

Description: Place decorative rock from Ann Road to Durango Drive. Construct Clark County Regional Flood Control Facilities along west side of US 95 from CC 215 to Grand Teton. Construct HOV direct access ramps at Elkhorn. Widen from 4 to 6 lanes and [illegible] lanes from Durango Drive to Kyle Canyon. Construct new service interchange at Kyle Canyon. Fence regional materials site.

Phase	Fund Source	Prior	FY2016	FY2017	FY2018	FY2019	FY2020	Future	Total
CON	CMAQ - Clark County	-	-	$4,500,000	-	-	-	-	$4,500,000
CON	Flood Control Funds	-	-	$24,400,000	-	-	-	-	$24,400,000
CON	NHPP	-	-	$44,282,500	-	-	-	-	$44,282,500
CON	STBG State-Wide	-	-	$8,787,500	-	-	-	-	$8,787,500
CON	State Match - Nv	-	-	$3,030,000	-	-	-	-	$3,030,000
	Total Construction	-	-	$85,000,000	-	-	-	-	$85,000,000
	Total Programmed	-	-	**$85,000,000**	-	-	-	-	**$85,000,000**

Fund Source

Funding Amounts and Totals



Version History

TIP Document	MPO Approval	State Approval	FHWA Approval	FTA Approval
15-00 Adoption 2015-2019	08/14/2014	08/14/2014	08/14/2014	08/14/2014
15-08 Amendment 2015-2019	08/13/2015	09/17/2015	10/01/2015	09/23/2015
16-00 Adoption 2016-2020	08/13/2015	08/13/2015	08/13/2015	08/13/2015
16-04 Amendment 2016-2020	02/11/2016	02/11/2016	02/11/2016	02/11/2016
16-13 Amendment 2016-2020	08/11/2016	08/17/2016	08/18/2016	N/A
16-52 Amendment 2016-2020	02/14/2017	02/15/2017	02/16/2017	02/15/2017
16-64 Amendment 2016-2020	06/29/2017	06/29/2017	06/29/2017	06/29/2017

Current Change Reason

SCHEDULE / FUNDING / SCOPE - Positive cost estimate change of less than $5 Million is requested/anticipated.

Funding Change(s):
Total project cost increased from $80,000,000 to $85,000,000

https://ecap.nevadadot.com/fed_type_tp_list.asp?mtip_version=16-64&project_id=1008462&version=7 1/1

DRAFT

AMERICAN OVERSIGHT

7/22/2017 Project Report

ALL Transportation Improvement Program, 16-64 Amendment 2016-2020

1 Projects Listed

State TIP ID	CLZ0140077	MPO/TIP	RTCSNV 17TIP(16-64)	Local ID	5013	Total Cost	$85,000,000
Lead Agency	Nevada DOT	Contact	Jenica Keller (775)688-7592	NDOT	District 1	County	CLARK
Project Type	Rd Expansion	Air Quality	Non-Exempt	TCM	No	Construction	2017 start
Project Name	US 95 North Package 2B						

Project Limits: At US 95 North (Phase 2B) At From Durango Dr To Kyle Canyon Rd of Distance (mile) 5.95 Begin: 86.75 End: 92.7

Description: Place decorative rock from Ann Road to Durango Drive. Construct Clark County Regional Flood Control Facilities along west side of US 95 from CC 215 to Grand Teton. Construct HOV direct access ramps at Elkhorn. Widen from 4 to 6 lanes and add auxiliary lanes from Durango Drive to Kyle Canyon. Construct new service interchange at Kyle Canyon. Fence regional materials site.

Phase	Fund Source	Prior	FY2016	FY2017	FY2018	FY2019	FY2020	Future	Total
CON	CMAQ - Clark County	-	-	$4,500,000	-	-	-	-	$4,500,000
CON	Flood Control Funds	-	-	$24,400,000	-	-	-	-	$24,400,000
CON	NHPP	-	-	$44,282,500	-	-	-	-	$44,282,500
CON	STBG State-Wide	-	-	$8,787,500	-	-	-	-	$8,787,500
CON	State Match - Nv	-	-	$3,030,000	-	-	-	-	$3,030,000
	Total Construction	-	-	$85,000,000	-	-	-	-	$85,000,000
	Total Project	-	-	$85,000,000	-	-	-	-	$85,000,000

Project Mapped Location

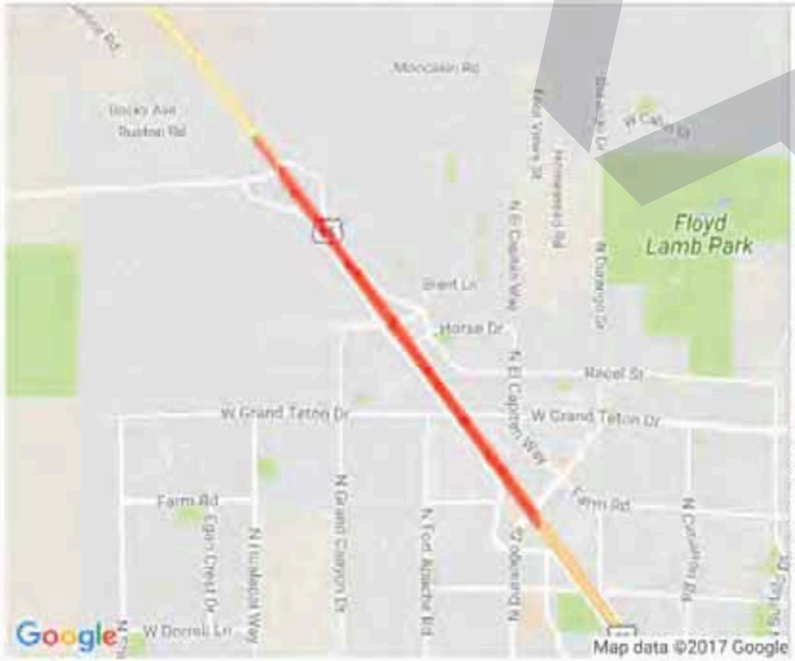

Project Change History and Approval Dates

Version History

TIP Document	MPO Approval	State Approval	FHWA Approval	FTA Approval
15-00 Adoption 2015-2019	08/14/2014	08/14/2014	08/14/2014	08/14/2014
15-08 Amendment 2015-2019	08/13/2015	09/17/2015	10/01/2015	09/23/2015
16-00 Adoption 2016-2020	08/13/2015	08/13/2015	08/13/2015	08/13/2015
16-04 Amendment 2016-2020	02/11/2016	02/11/2016	02/11/2016	02/11/2016
16-13 Amendment 2016-2020	08/11/2016	08/17/2016	08/18/2016	N/A
16-52 Amendment 2016-2020	02/14/2017	02/15/2017	02/16/2017	02/15/2017
16-64 Amendment 2016-2020	06/29/2017	06/29/2017	06/29/2017	06/29/2017

Current Change Reason

SCHEDULE / FUNDING / SCOPE - Positive cost estimate change of less than $5 Million is requested/anticipated.

Latest Revision Narrative

Funding Change(s):
Total project cost increased from $80,000,000 to $85,000,000

DRAFT

AMERICAN OVERSIGHT

STIP

Performance-based Planning and Programming

The Moving Ahead for Progress in the 21st Century (MAP-21) Act, followed by the Fixing America's Surface Transportation (FAST) Act, require the implementation of performance management to ensure the Statewide Transportation Improvement Program (STIP) and other transportation plans reflect national goals – safety, infrastructure condition, congestion reduction, system reliability, freight movement and economic vitality, environmental sustainability, and reduction in project delivery delays. They must also incorporate performance measures and establish performance targets by which progress can be assessed. This performance-based approach will lead to increased transparency, accountability, logical project selection, and efficient investment of limited transportation funds.

The Nevada Department of Transportation (NDOT) and the Metropolitan Planning Organizations (MPOs) are effectively collaborating to comply with the Federal Highway Administration (FHWA) and the Federal Transit Administration (FTA) final rules.
This collaboration to date has resulted in NDOT establishing statewide performance targets for most of the performance measures included in the final rules.
The goals, objectives, measures, targets, and strategies as to how these targets will be achieved are incorporated into the STIP by reference to the respective plans as follows:

- Safety (The Nevada Strategic Highway Safety Plan - Highway Safety Improvement Program)
- Pavement and Bridge (Nevada Asset Management Plan)
- Freight (The Nevada Freight Plan)
- System Reliability (The Nevada Transportation Systems Management & Operation Plan)

At present, targets for the Congestion Mitigation and Air Quality measures have not been established. The legislative deadline for state DOTs to set these targets is October 1, 2018. NDOT in coordination with the Regional Transportation Commission of Southern Nevada (RTCSN) will establish these performance targets by the due date and, develop a Congestion Mitigation and Air Quality Improvement (CMAQ) Program performance plan. After the development of the (CMAQ) performance plan, the goals, objectives, measures, targets and how they will be accomplished will be incorporated into the STIP like all other plans by reference.

NDOT identifies by project the seven major performance measures as identified by the MAP-21 Legislation: Safety, Infrastructure Condition, Congestion Reduction, System Reliability, Freight

AMERICAN OVERSIGHT

Movement and Economic Vitality, Environmental Sustainability, Reduce Project Delivery Delays. As NDOT continues our efforts in the coordinated development of the State's Long Range Transportation Plan, One Nevada, a robust process prioritization will be developed to meet these and ongoing performance targets.

AMERICAN OVERSIGHT

1263 South Stewart Street
Carson City, Nevada 89712
Phone: (775) 888-7440
Fax: (775) 888-7201

MEMORANDUM

August 1, 2018

TO: Department of Transportation Board of Directors

FROM: Rudy Malfabon, P.E., Director

SUBJECT: August 13, 2018 Transportation Board of Directors Meeting

ITEM #10: Present Executive Branch Audit Findings on Non-Construction Contracts – Informational item only

---

Summary:

The Division of Internal Audits, under the Governor's Finance Office, performed an audit on NDOT's administrative agreements between March and May 2018. The audit report was presented to the Executive Branch Audit Committee on June 14, 2018 and contained six recommendations. NDOT accepted recommendations #2 through #6 and agreed to a timeframe for implementation over the next five months. Only recommendation #1, "*Submit administrative contracts and amendments of $50,000 and above to the Transportation Board for approval*," requires Transportation Board approval prior to implementation.

Background:

In 2011, newly elected Governor, Brian Sandoval, asked the Transportation Board members to determine the contract limits of NDOT's Director in accordance with NRS 408.131(6). At the July 2011 Transportation Board meeting, the Board was presented with two options for approving future contracts and agreements. Option No. 1 provided for the Board to approve all agreements (including amendments) while Option No. 2 provided for the Board to approve all agreements over $300,000. The record reflected the Board did not wish to approve all agreements and the $300,000 approval threshold was established in consultation with the Governor's Office and was commensurate with practices in other states. Option No. 2 passed unanimously.

Analysis:

The rationale presented in the audit regarding Recommendation #1 is that by reducing Transportation Board approval of contracts and amendments over $50,000, the approval threshold would be consistent with requirements specified in State Administrative Manual (SAM). SAM is an official publication of the Governor's Finance Office issued under the authority of the Governor and Board of Examiners (NRS 353.0540). It is a compilation of policy statements that may be established in the absence of specific statutes where guidance and instructions are necessary for agencies to conduct business to promote economy and efficiency in State government.

SAM provides for exceptions to agencies that have statutory authorities granted to them and, unlike many other state agencies, NDOT has specific statutes as well as a governing Board to determine policy on approval limits. Under NRS 408.131(6), the Transportation Board has independent statutory authority to delegate the approval authority it deems necessary to the

AMERICAN OVERSIGHT

Director. The audit report contained no findings to justify how reducing the delegated authority from $300,000 to $50,000 would improve the efficiency and effectiveness of NDOT.

Recommendation:

NDOT stated in the audit response it's concerns with the potential for loss of efficiencies by lowering the delegated authority. Over the last five years, 588 agreements would have been affected had delegation authority been reduced to $50,000. This action would have resulted in longer design schedules and potential project cost increases, and the creation of internal processing inefficiencies.

NDOT strives to be efficient and effective in keeping with the Governor's Strategic Planning Framework to deliver projects, programs, and services to the citizens of Nevada. Specifically, NDOT strives to eliminate redundant policies, procedures, and practices in keeping with Section 8.2.1 of the Governors Strategic Planning Framework.

Since there were no audit findings to justify lowering the delegated authority to the Director, NDOT recommends the Transportation Board defer acting on this audit recommendation to the next administration when the NDOT will review all the previously approved delegated authorities with the incoming Governor.

List of Attachments:

Attachment A

Audit Report including NDOT's response, Appendix D, and July 2011 minutes on pages 22-30.

Attachment B

Nevada Revised Statute (NRS) 408.131 and 408.205: Powers and duties of the Transportation Board and Director

Prepared by:

Robert C. Nellis, MBA, CPM, Assistant Director – Administration

AMERICAN OVERSIGHT



State of Nevada
Governor's Finance Office
Division of Internal Audits

Audit Report

Department of Transportation
Administrative Contracts

Report No. C18-02
June 14, 2018

AMERICAN OVERSIGHT

AMERICAN OVERSIGHT

EXECUTIVE SUMMARY
Department of Transportation
Administrative Contracts

Introduction..... page 1

Objective:.....**Improve Oversight of NDOT's Contract Management**

Submit Administrative Contracts and Amendments of $50,000 and more to NDOT Board for Approval.....page 2

Submitting administrative contracts and amendments of $50,000 and above to the NDOT Board for approval will ensure consistency with approval levels required by the State Administrative Manual (SAM) 0322 for other state agencies.

The NDOT Board approves administrative contracts of $300,000 and above. Both the NDOT Board and the State Board of Examiners (BOE) provide for a high level of approval; however, BOE approves contracts of $50,000 and more in accordance with SAM 0322.

Submit Sole Source Contracts to Purchasing for Approval.....page 4

Submitting sole source contracts to the Purchasing Division Administrator for approval will ensure compliance with regulations and state-wide consistency when awarding sole source contracts.

Two contracts for aircraft pilot services and one contract for employee training were approved by the NDOT director instead of the Purchasing Division Administrator. NAC 333.150 requires sole source contracts be approved by the Purchasing Division Administrator.

AMERICAN OVERSIGHT

Renew Director Approval Limit for New Governor.....page 5

Renewing the NDOT director's contract approval limit when there is a new Governor will ensure the limit is consistent with the Governor's vision of state administration.

The Governor serves as chair of the NDOT Board. The Board delegates to the director the authority to approve contracts up to a specified limit. Contracts approved by the director do not require Board approval, and are submitted to the Board as informational items only. The director's contract approval limit is currently $300,000.

Ensure All Relevant Contract Information is Provided to NDOT Board for Informational Items.....page 6

Ensuring all relevant contract information is provided to the NDOT Board for informational items by using the Budget Division's contract summary form, or modifying NDOT's agreement summary sheet will ensure all relevant information is provided to the NDOT Board in summary form as is provided to the BOE.

For informational items, the NDOT Board is not provided the same information provided to the BOE; such as, reason the contractor was chosen; whether the contractor is currently involved in litigation with the state; and why state employees are not able to perform the job.

NDOT should use the Budget Division's contract summary form, currently provided to the BOE, for providing information to the NDOT Board. Alternatively, NDOT could modify its agreement summary sheet to contain the same information as the Budget Division's contract summary form and provide it to the Board.

Comply with State and Federal Guidelines and NDOT's Reporting Requirements...... page 8

Complying with state and federal guidelines regarding contracts will ensure uniformity and completeness of contract documentation. Additionally, reporting informational items to the NDOT Board ensures consistency and transparency.

We noted missing documentation, including: certificates of liability insurance and/or worker's compensation insurance affidavits; contract evaluation criteria; and a federal form related to disclosure of lobbying activities. Not maintaining these documents may leave the state open to financial risks, possible loss of federal funding, and subject recipients to civil penalties.

Additionally, three contracts were not reported to the NDOT Board as informational items in accordance with NDOT's reporting requirements.

Section 0320 of the State Administrative Manual (SAM) requires every contractor to furnish the state with a certificate of liability insurance or worker's compensation insurance affidavit prior to the start of work. NDOT's Procurement and Agreement Manual requires contract evaluation criteria to be submitted to Agreement Services prior to solicitation. Pursuant to Title 31, United States Code, Section 1352, recipients of federal funds are required to complete the Disclosure of Lobbying Activities form.

AMERICAN OVERSIGHT

Appendix A ..... page 10

Budget Division's Contract Summary Form

Appendix B ..... page 12

NDOT's Agreement Summary Sheet

Appendix C ..... page 13

Scope and Methodology, Background, Acknowledgments

Appendix D.....page 14

Nevada Department of Transportation Response and Implementation Plan

Appendix E.....page 29

Timetable for Implementing Audit Recommendations

AMERICAN OVERSIGHT

AMERICAN OVERSIGHT

INTRODUCTION

At the request of the Governor's Finance Office, the Division of Internal Audits conducted an audit of the Nevada Department of Transportation (NDOT). Our audit focused on NDOT's administrative contracts. The audit's scope and methodology, background, and acknowledgements are included in Appendix C.

Our audit objective was to develop recommendations to:

- ✓ Improve oversight of NDOT's contract management.

Nevada Department of Transportation Response and Implementation Plan

We provided draft copies of this report to NDOT for its review and comments. NDOT's comments have been considered in the preparation of this report and are included in Appendix D. In its response, NDOT accepted our recommendations. Appendix E includes a timetable to implement our recommendations.

NRS 353A.090 requires within six months after the final report is issued to the Executive Branch Audit Committee, the Administrator of the Division of Internal Audits shall evaluate the steps NDOT has taken to implement the recommendations and shall determine whether the steps are achieving the desired results. The administrator shall report the six month follow-up results to the committee and NDOT officials.

The following report contains our findings, conclusions, and recommendations.

AMERICAN OVERSIGHT

Improve Oversight of NDOT's Contract Management

The Nevada Department of Transportation (NDOT) can improve oversight of administrative contract management by:

- Submitting administrative contracts and amendments of $50,000 and above to the NDOT Board for approval;
- Submitting sole source contracts to the Purchasing Division Administrator for review and approval;
- Renewing the director's contract approval limit when there is a new Governor;
- Ensuring all relevant contract information is provided to the NDOT Board for informational items; and
- Complying with state and federal guidelines and NDOT's reporting requirements.

Submit Administrative Contracts and Amendments of $50,000 and Above to NDOT Board for Approval

NDOT should submit administrative contracts and amendments of $50,000 and above to the NDOT Board for approval. This will provide consistency with approval levels required by the State Administrative Manual (SAM) 0322 for other state agencies.

NDOT Board Approves $300,000 and Above

The NDOT Board approves administrative contracts of $300,000 and above. In accordance with NRS 408.131, the NDOT Board delegated to the director contract approval limit of up to $300,000. These contracts are submitted to the NDOT Board as informational items only.

Both the NDOT Board and the State Board of Examiners (BOE) provide for a high level of approval; however, BOE approves contracts of $50,000 and more in accordance with SAM 0322.

AMERICAN OVERSIGHT

Conclusion

Submitting administrative contracts and amendments of $50,000 and above to the NDOT Board for approval will ensure consistency with approval levels required by the State Administrative Manual (SAM) 0322 for other state agencies.

Recommendation

1. Submit administrative contracts and amendments of $50,000 and above to the NDOT Board for approval.

AMERICAN OVERSIGHT

Submit Sole Source Contracts to Purchasing for Approval

NDOT should submit sole source contracts to the Purchasing Division Administrator for review and approval.[1] This will ensure compliance with regulations and state-wide consistency when approving sole source contracts.

Director Authorized Sole Source Contracts

Our review revealed three sole source contracts were approved by the director. Two of the contracts were for aircraft pilot services on an as-needed basis to support NDOT flights and one was for NDOT employee training.

NAC 333.150 requires sole source contracts to be approved by the Administrator of the Purchasing Division. This ensures consistency for sole source approvals with state guidelines.

Conclusion

Submitting sole source contracts to the Purchasing Division Administrator for approval will ensure compliance with regulations and state-wide consistency when approving sole source contracts.

Recommendation

2. Submit sole source contracts to Purchasing Division Administrator for approval.

[1] Sole source contracts are not required to be opened to competitive bidding if the Purchasing Division Administrator deems them not adaptable to competitive selection.

AMERICAN OVERSIGHT

Renew Director Approval Limit for New Governor

The NDOT Board should renew the director's contract approval limit when there is a new Governor.[2] This will ensure the director's contract approval limit is consistent with the Governor's vision of state administration. Pursuant to NRS 408.131, the NDOT Board can delegate contract approval to the director.

Conclusion

Renewing the director's contract approval limit when there is a new Governor will ensure consistency with the Governor's vision of state administration.

Recommendation

3. Renew the director's contract approval limit when there is a new Governor.

[2] Per NRS 408.106, the Governor serves as the Chair of the NDOT Board.

AMERICAN OVERSIGHT

Ensure All Relevant Contract Information is Provided to NDOT Board for Informational Items

NDOT should ensure all relevant contract information is provided to the NDOT Board by using the Budget Division's contract summary form or modifying its agreement summary sheet for informational items. This will ensure all relevant information regarding the contract is provided to the NDOT Board in summary form as is provided to the BOE.

The BOE is provided contract information for contracts $10,000 and above using Budget Division's contract summary form.[3] The contract summary form summarizes all relevant contract information for the BOE.

For informational items, the NDOT Board is provided a list of contracts that includes the name of the contractor, purpose of the contract, amount, start and end date, agreement type (i.e., interlocal, cooperative, right of way), and miscellaneous notes about the contract.

The list does not include some of the information contained on the Budget Division's contract summary form, such as: what conditions require this work to be done; why state employees were not able to perform this work; if the contractor is a current or former employee of the state; and if the contractor is currently involved in litigation with the state.

NDOT's Agreement Summary Sheet is Not Provided to the Board

NDOT has an agreement summary sheet that is used to summarize contract information; however, the agreement summary sheet is not provided to the NDOT Board.[4] The agreement summary sheet is maintained in the contract's folder as part of the contract file.

The agreement summary sheet contains more information than the list provided to the Board but does not include all the information provided to BOE on Budget Division's summary form. The agreement summary sheet does not include information, such as: reason the contractor was chosen; whether the contractor is currently involved in litigation with the state; and why state employees are not able to perform the job.

NDOT could modify its agreement summary sheet to contain the same information as Budget Division's contract summary form or use the Budget Division's contract summary form.

---

[3] Appendix A – Budget Division's Contract Summary Form.
[4] Appendix B – Agreement Summary Sheet.

AMERICAN OVERSIGHT

Conclusion

Ensuring all relevant contract information is provided to the NDOT Board by using Budget Division's contract summary form or modifying its agreement summary sheet for informational items will help guarantee all relevant information regarding the contract is provided to the NDOT Board in summary form as is provided to the BOE.

Recommendation

4. Ensure all relevant contract information is provided to NDOT Board for informational items.

AMERICAN OVERSIGHT

Comply with State and Federal Guidelines and NDOT's Reporting Requirements

NDOT should comply with state and federal guidelines regarding contracts. This will ensure uniformity and completeness of contract documentation. Additionally, NDOT should report required informational items to the NDOT Board pursuant to NDOT's reporting requirements. Reporting informational items to the NDOT Board ensures consistency and transparency.

NDOT Did Not Comply with State and Federal Guidelines

Our review of 47 out of 858 contracts (5 percent) totaling almost $10 million executed in fiscal years 2016 and 2017 revealed instances of missing documentation.

Missing Documentation

There were four contract files missing documentation, including: certificates of liability insurance and/or worker's compensation insurance affidavits; contract evaluation criteria; and a federal form related to disclosure of lobbying activities.

- Three contract files were missing certificates of liability insurance and/or worker's compensation insurance affidavits. Missing certificates of liability insurance and/or worker's compensation insurance affidavits may leave the state open to financial risk.

  Section 0320 of the State Administrative Manual requires every contractor to furnish the state with a certificate of liability insurance or worker's compensation insurance affidavit prior to the start of work. This information is required to be maintained by NDOT per the Division of Risk Management; and

- One contract file was missing both contract evaluation criteria and the federal disclosure of lobbying activities form. Missing disclosure forms may leave the state open to possible loss of federal funding and subjects recipients to civil penalties.

  NDOT's Procurement and Agreement Manual requires contract evaluation criteria to be submitted to Agreement Services prior to advertisement of the solicitation.[5] Pursuant to Title 31, United States Code, Section 1352, recipients of federal funds are required to complete the Disclosure of Lobbying Activities form.

[5] Agreement Services is a division within NDOT that reviews contracts and agreements prior to execution.

AMERICAN OVERSIGHT

NDOT Did Not Report Informational Items to the NDOT Board

Our review of 47 contracts revealed one amendment and two contracts were not reported to the NDOT Board. The amendment was for $53,275 (previously approved $1.8 million contract for Northern Nevada traffic study); one contract for $150,000 (aerial survey for I-80); and one contract for $289,410 (landscape architecture) were not reported to the NDOT Board as informational items.

Each of these contracts is required to be submitted to the NDOT Board as an informational item. Complying with NDOT reporting requirements will ensure consistency and transparency in reporting to NDOT Board members.

Conclusion

Compliance with state and federal guidelines will ensure uniformity and completeness of contract documentation. Additionally, reporting required informational items to the NDOT Board pursuant to NDOT's reporting requirement will ensure consistency and transparency.

Recommendations

5. Comply with state and federal guidelines.

6. Report informational items to the NDOT Board.

AMERICAN OVERSIGHT

Appendix A

Budget Division's Contract Summary Form

BOE

For Board Use Only
Date: _____

CONTRACT SUMMARY

(This form must accompany all contracts submitted to the Board of Examiners (BOE) for review and approval)

I. DESCRIPTION OF CONTRACT

1. Contract Number: **19965**

		Legal Entity Name:	BARKER COLEMAN CONSTRUCTION
Agency Name:	**DEPARTMENT OF TRANSPORTATION**	Contractor Name:	**BARKER COLEMAN CONSTRUCTION**
Agency Code:	**800**	Address:	**LLC**
Appropriation Unit:	**4660 - All Categories**		**5945 LOS ALTOS PKWY STE 101**
Is budget authority available?:	**Yes**	City/State/Zip	**SPARKS, NV 89436**
If "No" please explain:	Not Applicable	Contact/Phone:	775/626-4144
		Vendor No.:	T27017345
		NV Business ID:	5

To what State Fiscal Year(s) will the contract be charged? **2019-2020**

What is the source of funds that will be used to pay the contractor? Indicate the percentage of each funding source if the contractor will be paid by multiple funding sources.

	General Funds	0.00 %	Fees	0.00 %
	Federal Funds	0.00 %	Bonds	0.00 %
X	Highway Funds	**100.00 %**	Other funding	0.00 %

2. Contract start date:
   a. Effective upon Board of Examiner's approval? **Yes** or b. other effective date: **NA**
   Anticipated BOE meeting date 07/2018

Retroactive? **No**

If "Yes", please explain

Not Applicable

3. Termination Date: **06/30/2020**
   Contract term: **2 years**
4. Type of contract: **Contract**
   Contract description: **Test bg**
5. Purpose of contract:

to print blank

6. NEW CONTRACT
   The maximum amount of the contract for the term of the contract is: **$1,000,000.00**

II. JUSTIFICATION

7. What conditions require that this work be done?

comparison

8. Explain why State employees in your agency or other State agencies are not able to do this work:

different system

9. Were quotes or proposals solicited? No
   Was the solicitation (RFP) done by the Purchasing Division? No
   a. List the names of vendors that were solicited to submit proposals (include at least three):

Not Applicable

   b. Solicitation Waiver: **Not Applicable**
   c. Why was this contractor chosen in preference to other?

   d. Last bid date: Anticipated re-bid date:

AMERICAN OVERSIGHT

10. Does the contract contain any IT components? No

III. OTHER INFORMATION

11. Is there an Indirect Cost Rate or Percentage Paid to the Contractor?
No If "Yes", please provide the Indirect Cost Rate or Percentage Paid to the Contractor
Not Applicable

12. a. Is the contractor a current employee of the State of Nevada or will the contracted services be performed by a current employee of the State of Nevada?
No

b. Was the contractor formerly employed by the State of Nevada within the last 24 months or will the contracted services be performed by someone formerly employed by the State of Nevada within the last 24 months?
No

c. Is the contractor employed by any of Nevada's political subdivisions or by any other government?
No If "Yes", please explain
Not Applicable

13. Has the contractor ever been engaged under contract by any State agency?
No If "Yes", specify when and for which agency and indicate if the quality of service provided to the identified agency has been verified as satisfactory:
Not Applicable

14. Is the contractor currently involved in litigation with the State of Nevada?
No If "Yes", please provide details of the litigation and facts supporting approval of the contract:
Not Applicable

15. The contractor is registered with the Nevada Secretary of State's Office as a:
LLC

16. a. Is the Contractor Name the same as the legal Entity Name?
Yes

17. a. Does the contractor have a current Nevada State Business License (SBL)?
No b. If "No", is an exemption on file with the Nevada Secretary of State's Office?
Yes

18. a. Is the legal entity active and in good standing with the Nevada Secretary of State's Office?
Yes

19. Agency Field Contract Monitor:

20. Contract Status:
Contract Approvals:

Approval Level	User	Signature Date
Budget Account Approval	Pending	
Division Approval	Pending	
Department Approval	Pending	
Contract Manager Approval	Pending	
Budget Analyst Approval	Pending	
BOE Agenda Approval	Pending	
BOE Final Approval	Pending	

AMERICAN OVERSIGHT

Appendix B

NDOT's Agreement Summary Sheet

NEVADA DEPARTMENT OF TRANSPORTATION
AGREEMENT SUMMARY SHEET

Agreement No. _____ Amendment No. ____ Task Order No. ____ Task Order Amendment No. ____

Start Date: _____ End Date: _____ Amendment Date: _____ Procured by: _____

Agreement Type: _____ Agreement Sub-Type: _____ Procurement No.: _____

Purpose: _____

_____

County(ies) where work is being performed: _____

Contact Person: _____ Phone No.: _____ Email: _____ @dot.nv.gov

Project Manager: _____ Phone No.: _____ Email: _____ @dot.nv.gov

Second Party Information

Contact Person: _____ Email: _____ Phone No.: _____

Company Name: _____ NV Business License No.: _____

Primary Address: _____ Business License Expiration: _____

Invoice Remit To Address: _____ Business License Search

Original budget approval (Form 2A) must be attached

Total Estimated Cost of Agreement: _____ Org No. Responsible for Billing: ____ Funding Percentage:

Payable Amount: _____ Fixed Fee %: ____ Payment Code: _____ Federal %: _____

Receivable Amount: _____ Overhead %: ____ Payment Cycle: _____ State %: _____

Amendment Amount: _____ Retention %: ____ Security Deposit: Yes ☐ No ☐ Local %: _____

Fed Participation: Yes ☐ No ☐ In-Kind Services: Yes ☐ No ☐ Deposit Amount: _____ DBE Goal: _____

Appr Unit: _____ Activity: _____ Object: _____ Job/Project: _____

Project Identification

Project ID No.: _____ Contract: _____

EA No.: _____ Other: _____

Board Approval

Yes ☐ No ☐ Transportation ☐ BOE ☐ Meeting Date: _____ BOE Contract No.: _____

Approved Date: _____ Agenda Item No.: _____

Does the firm employ current or former State employees who have left State employment in the past two years? Yes ☐ No ☐
If yes, who, where did they work, and when did they leave?

_____

Review Approval:	**Final Distribution**	**Required docs to start process:** (to be completed by Admin Services)	**Execution:** (to be completed by Admin Services)
Asst. Director _____	Recipient:	Summary Sheet (signed by Div. Head): ☐	___ Do Not Pay (Federal only)
Dist./Div. Head _____	_____	Completed Form 2A: ☐	___ NV Board of Engineers
Environmental _____	_____	Electronic Draft of Agreement: ☐	___ AGMM ___ ANOT
IT _____	_____	Agree Services _____	___ AGMT ___ AGML
Legal _____	_____		___ Notice of Award Sent
Proj. Accting. _____	_____		___ Tracking Log Updated
Right of Way _____	_____		___ Insurance Log Updated
	_____		Date/Initials _____
			Verified _____

NDOT
070-001
Rev. 04/17

AMERICAN OVERSIGHT

Appendix C
Scope and Methodology, Background, and Acknowledgements

Scope and Methodology

We began the audit in February 2018. In the course of our work, we interviewed NDOT staff and discussed processes inherent to their responsibilities.

We reviewed contracts, documents and records, applicable Nevada Revised Statutes, Nevada Administrative Code, State Administrative Manual, and other state and NDOT guidelines. We concluded fieldwork and testing in April 2018.

We conducted our audit in conformance with the *International Standards for the Professional Practice of Internal Auditing.*

Background

The Nevada Department of Transportation (NDOT) is administered by a seven-member Board of Directors consisting of the Governor, Lieutenant Governor, State Controller who services as ex officio member, and four members appointed by the Governor who represent different highway districts based on population. NDOT is responsible for maintaining and improving Nevada's highway system which includes U.S. highways and Interstate highways within the state's boundaries. For fiscal years ended 2016 and 2017, NDOT had 858 non-construction contracts of approximately $332.6 million.

Acknowledgments

We express appreciation to the NDOT director, assistant director, and staff for their cooperation and assistance throughout the audit.

Contributors to this report included:

Vita Ozoude, CMA, CGMA, CPA, MBA
Executive Branch Audit Manager

Jaynalynn Seley, MBA
Executive Branch Auditor

AMERICAN OVERSIGHT

Appendix D

Nevada Department of Transportation
Response and Implementation Plan

STATE OF NEVADA
DEPARTMENT OF TRANSPORTATION
1263 S. Stewart Street
Carson City, Nevada 89712

BRIAN SANDOVAL
Governor

RUDY MALFABON, P.E., Director
In Reply Refer to:

June 5, 2018

Mr. Steve Weinberger
Administrator
Division of Internal Audits
209 E. Musser Street, Suite 302
Carson City, NV 89701

RECEIVED
JUN 06 2018
DIVISION OF INTERNAL AUDITS

Dear Mr. Weinberger:

Thank you for meeting with me, key NDOT managers and NDOT's Chief Counsel on May 10, 2018 to discuss the draft audit report. NDOT appreciated the opportunity to meet with you and your executive branch auditors to learn your perspective on the findings, conclusions, and recommendations. As requested, NDOT is providing responses to each of the recommendations below.

Submit Administrative Contracts and Amendments of $50,000 and Above to NDOT Board for Approval

NDOT Board Approves $300,000 and Above

The NDOT Board approves administrative contracts of $300,000 and above. In accordance with NRS 408.131, the NDOT Board delegated contract approval to the director approval of contracts up to $300,000. These contracts are submitted to the NDOT Board as informational items only.

Both the NDOT Board and the State Board of Examiners (BOE) provide for a high level of approval; however, BOE approves contracts of $50,000 and more in accordance with SAM 0322.

NDOT's comments: In 2011, newly elected Governor, Brian Sandoval, recognized the high value of NDOT's contracts and as Chairman of the Transportation Board, engaged the Board members to determine the contract limits of NDOT's director. At the July 2011 Transportation Board meeting the Board was presented with two options for approving future contracts and agreements. Option No. 1 provided for the Board approve all agreements (including amendments) while Option No. 2 provided for the Board to approve all agreements over $300,000, accounting for approximately 70% of all contracts. Governor Sandoval stated that he would support Option No. 2. Member Frank Martin moved for approval of Option No. 2 and the motion was passed unanimously. The minutes from the July 2011 Transportation Board meeting are attached.

AMERICAN OVERSIGHT

Conclusion

Submitting administrative contracts and amendments of $50,000 and above to the NDOT Board for approval will ensure consistency with approval levels required by the State Administrative Manual (SAM) 0322 for other state agencies

NDOT's comments: While lowering the authority granted to the NDOT director to $50,000 will be consistent with the levels for BOE approval (SAM 0222) for other state agencies, NDOT has concerns with possible loss of efficiencies. NDOT is neutral on this issue and will defer to the direction of the Executive Audit Committee, however, the delegation of authority to the NDOT director will be referred to the Transportation Board for final approval as was determined in July 2011 (Transportation Board Minutes Attached).

Recommendation

1. Submit administrative contracts and amendments of $50,000 and above to the NDOT Board for approval.

Nevada Department of Transportation Response:
The Nevada Department of Transportation requires Transportation Board approval to accept this recommendation. NDOT will present this recommendation to the Transportation Board for their consideration

Implementation period: Present at August 2018 Transportation Board for consideration.

Director Authorized Sole Source Contracts

The audit report states, "NAC 333.150 requires sole source contracts to be approved by the Administrator of the Purchasing Division. This ensures consistency for sole source approvals with state guidelines."

NDOT's comments: NAC 333.150 states "*Except as otherwise provided by specific statute, a contract entered into pursuant to NRS 333.700 for the services of an independent contractor must: (a) Be awarded pursuant to the provisions of this chapter and chapter 333 of NRS.*" NDOT contracts, including sole source contracts, are an exception to NRS 333.700, which do not require approval of the Administrator of the Purchasing Division. The three sole source contracts cited in the audit are administrative contracts specifically for the Department of Transportation. Pilot Services are exclusively for the aircraft managed by NDOT to conduct highway related business and the third contract is for NDOT employee training, which is related to the administration of the highways of the state and appropriately approved by NDOT's director.

AMERICAN OVERSIGHT

Conclusion

Submitting sole source contracts to the Purchasing Division Administrator for approval will ensure compliance with regulations and state-wide consistency when approving sole source contracts. Submit sole source contracts to Purchasing Division Administrator for approval.

NDOT's comments: NDOT is required to be efficient and responsive to Constitutionally elected officers and their need to travel for state business. The two sole source contracts cited in this finding were necessary to continue to provide flight services to NDOT employees and elected officials until NDOT could fill vacant pilot positions. Securing State Purchasing Administrator approval only creates inefficiency in the approval process causing delays resulting in the purchase of more expensive commercial airline flights. This would not only affect NDOT, but the Constitutionally elected officials' travel budgets. NDOT is in compliance with NRS when awarding sole source contracts which ensures compliance with regulations and statewide consistency.

An example of efficiency achieved when NDOT awards sole source contracts is the Reno Early Action Project south of the Spaghetti Bowl. This sole source was supported by the Transportation Board when it approved a major amendment to the consultant agreement at the May 2018 Transportation Board meeting. There are many agreements that are time sensitive and/or specific to NDOT expertise, and having the current process ensures that NDOT can keep the projects moving forward with little to no delay. NDOT will coordinate with the Purchasing Administrator to ensure a timely approval process on certain sole source contracts to ensure continued efficiency.

Recommendation

2. Submit sole source contracts to Purchasing Division Administrator for approval.

Nevada Department of Transportation Response:
The Nevada Department of Transportation accepts this recommendation and will develop a process with the Purchasing Administrator to ensure timely and efficient approval of any sole source contracts not excepted from NRS 333.700, emergency contracts issued pursuant to NRS 408.323, and those not addressed by AGO Opinion No. 96-31.

Implementation period: Within the next six months before the end of Governor Sandoval's term.

AMERICAN OVERSIGHT

Renew Director Approval Limit for New Governor

The NDOT Board should renew the director's contract approval limit when there is a new Governor. This will ensure the director's contract approval limit is consistent with the Governor's vision of state administration. Pursuant to NRS 408.131, the NDOT Board can delegate contract approval to the director.

NDOT's comments: It will be appropriate to present this to the new Governor and Transportation Board.

Conclusion

Renewing the director's contract approval limit when there is a new Governor will ensure consistency with the Governor's vision of state administration.

NDOT's comments: NDOT appreciates the need for consistency with the new Governor's vision of state administration and will review many administrative details with the new Governor to ensure transparency and consistency as well as efficiency and effectiveness of project administration, delivery, and operations.

Recommendation

3. Renew the director's contract approval limit when there is a new Governor.

Nevada Department of Transportation Response:
The Nevada Department of Transportation accepts this recommendation and will meet with the new Governor to review the contract approval limits. Any changes to the current delegation of authority requires Transportation Board action.

Implementation period: After the election of the new Governor at that Governor's discretion.

Ensure All Relevant Contract Information is Provided to NDOT Board for Informational Items

NDOT's Agreement Summary Sheet is Not Provided to the Board

NDOT could modify its agreement summary sheet to contain the same information as Budget Division's contract summary form or use the Budget Division's contract summary form.

AMERICAN OVERSIGHT

Conclusion

Ensuring all relevant contract information is provided to the NDOT Board by using the Budget Division's contract summary form or modifying its agreement summary sheet for informational items will help guarantee all relevant information regarding the contract is provided to the NDOT Board in summary form as is provided to the BOE.

NDOT's comments: NDOT appreciates the helpful suggestions to modify its agreement summary sheet to contain more information for the Board's review. Doing so would add approximately 60 pages on average to an already substantial board packet. However, NDOT always provides more information to interested Board members upon request and could make the agreement summaries available as requested.

Recommendation

4. Ensure all relevant contract information is provided to NDOT Board for informational items.

Nevada Department of Transportation Response:
The Nevada Department of Transportation accepts this recommendation and will work on revising its agreement summary form to provide more detailed information. The department will also write a memorandum to be included in the informational items section of the Board agenda notifying Board members that agreement summaries will be made available to the Board (and the public) upon request.

Implementation period: Within the next six months before the end of Governor Sandoval's term.

Comply with State and Federal Guidelines and NDOT's Reporting Requirements

NDOT Did Not Comply with State and Federal Guidelines

There were four contract files missing documentation, including: certificates of liability insurance and/or worker's compensation insurance affidavits; contract evaluation criteria; and a federal form related to disclosure of lobbying activities.

NDOT's comments: NDOT appreciates this finding and has already been working with the Agreement Services Section to ensure all files are complete and contain the necessary documentation described above.

NDOT Did Not Report Information Items to the Board

One amendment and two contracts were not reported to the NDOT Board.

AMERICAN OVERSIGHT

NDOT's comments: NDOT appreciates this finding and has already been working with the Agreement Services Section to ensure all informational items are reported to the Board. NDOT processes many contracts and agreements and from time to time finds an amendment or agreement that failed to be reported to the Board. When discovered, NDOT adds the agreement or amendment to the next Board agenda and notes the oversight for transparency purposes.

Conclusions

5. Comply with state and federal guidelines.

6. Report informational items to the NDOT Board.

Nevada Department of Transportation Response:
The Nevada Department of Transportation accepts these recommendations and has begun immediate implementation to ensure NDOT files are complete and in compliance with state and federal guidelines as well as reporting all amendments and agreements as informational items to the Board.

Implementation period: Within the next six months before the end of Governor Sandoval's term.

NDOT thanks the Division of Internal Audits for its recommendations and appreciates the professionalism shown by the executive auditors during the audit period. We strive to be efficient and effective as a department in keeping with the Governor's Strategic Planning Framework to deliver projects, programs, and services to the citizens of Nevada. Specifically, NDOT strives to eliminate redundant policies, procedures, and practices in keeping with Section 8.2.1 of the Governors Strategic Planning Framework.

NDOT values the audit's objective to "Improve Oversight of NDOT's Contract Management" and thanks Governor Sandoval for the leadership he has provided over the last eight years to achieve this goal as Chairman of the Transportation Board. NDOT looks forward to continuing to work with the Governor's Finance Office on furthering the Governor's legacy to develop greater efficiencies, eliminate redundancies, and streamline processes in the best interest of Nevada.

Sincerely,

Rudy Malfabon

Rudy Malfabon, P.E.
Director

Attachments: Agenda Item #9 July 11, 2011 Transportation Board
Minutes for Agenda #9 from July 11, 2011 Transportation Board

Copy: James Wells, Director, Governor's Finance Office

AMERICAN OVERSIGHT

Timetable for Implementing Audit Recommendations

Category 1: Recommendations with an anticipated implementation period of less than si months

Recommendation	Time Frame
1. Submit administrative contracts and amendments of $50,000 and above to the NDOT Board for approval.	August 2018
2. Submit sole source contracts to Purchasing Division Administrator for approval.	By December 2018
4. Ensure all relevant contract information is provided to NDOT Board for informational items.	By December 2018
5. Comply with state and federal guidelines.	By December 2018
6. Report informational items to the NDOT Board.	By December 2018

Category 2: Recommendations with and anticipated implementation period of greater thai six months.

Recommendation	Time Frame
3. Renew the director's contract approval limit when there is a new Governor.	January 2019 (approximately)

AMERICAN OVERSIGHT

Attachment

Nevada Department of Transportation

Executive Audit Response

June 5, 2018

Nevada Department of Transportation Board Minutes

Agreement and Contract Process Approval

Action Item #9

July 11, 2011

AMERICAN OVERSIGHT

NEVADA DOT

1263 South Stewart Street
Carson City, Nevada 89712
Phone: (775) 888-7440
Fax: (775) 888-7201

MEMORANDUM

June 27, 2011

TO: Department of Transportation Board of Directors
FROM: Susan Martinovich, Director
SUBJECT: July 11, 2011 Transportation Board of Directors Meeting
Item #9: Agreement and Contract Process Approval

Summary:

This item is to discuss and present for approval a process for the Transportation Board of Directors to approve Agreements and Contracts entered into by the Department of Transportation.

Background:

As background to this item it might be beneficial for the board to have a brief summary of certain of its statutory duties and responsibilities as well as a brief history of the Board's delegation of authority to the NDOT director.

Pursuant to NRS 408.131(5), the Transportation Board has authority to "[e]xecute or approve all instruments and documents in the name of the state or department necessary to carry out the provisions of the chapter." The Board also has the statutory authorization to delegate to the NDOT director "such authority as it deems necessary under the provisions of this chapter." NRS 408.131(6). *See* also NRS 408.205. However, "[t]he board shall not delegate to the director its authority to approve purchases of equipment . . . ." NRS 408.389. Additionally, the director may execute all contract necessary to carry out the provisions of Chapter 408 of NRS with the approval of the board, except those construction contracts that must be executed by the chairman of the board. *See* NRS 408.205(1). This statutory authorization is consistent with its legislative intent behind the creation of NDOT:

> To this end, it is the express inent of the legislature to make the board of directors of the department of transportation custodian to the state highways and roads and to provide sufficiently broad authority to enable the board to function adequately and efficiently in all areas of appropriate jurisdiction, subject to the limitation of the constitution and the legislative mandate proposed in this chapter.

A brief history as to how the Board's delegation of authority evolved may be informative and may provide context for this agenda item. The Legislature created the Department of Transportation and abolished the Department of Highways in 1957. *See* 1957 Nev. Stat. Ch. 370, Sec. 21, p. 665. At that time, the Legislature created a board of directors consisting of the governor, attorney general, and the state controller. In 1987, the Legislature repealed that section and amended NRS 408.100 making the Department's director rather than a board of directors the administrator of the Department. *See* 1987 Nev. Stat. Ch. 740, Sec. 9.7, p. 1799. In 1989, the Legislature created a new board of directors consisting of the governor, lieutenant governor, attorney general, the state controller, and three members appointed by the governor. *See* 1989 Nev. Stat. Ch. 603, Sec. 3, p. 1296. The following year at its meeting in April of 1990, the Board considered delegating to the director the ability to execute contracts which otherwise would have required Board approval. The Board approved by motion the delegation to the director of the duty to approve agreements, contracts, and instruments required to be

AMERICAN OVERSIGHT

approved by the Board and granted the director the authority to delegate such authority to the deputy director and assistant directors as deemed necessary by the director.

Analysis:

With this overview of certain statutory authority granted to the Board coupled with the brief summary of the delegation of authority, the following is a recommendation for a revised process for approval of agreements and contracts with a recommendation on what types of matters would be presented to the Board of Examiners for approval, and those which would be presented to the Transportation Board of Directors for approval, ratification, or informational purposes.

Option 1:

- All claim settlements would go to the Board of Examiners for approval (except those within the jurisdiction and financial threshold of the Tort Claim Fund which would go to the tort claims administrator). All claim settlements that are presented to the Board of Examiners will be reported to the Transportation Board as informational items. (Examples include claim settlements for: personnel, construction, right-of-way)

- All agreements related to policy and planning for railways, urban public transportation, and aviation would go to the Board of Examiners.

- All of the following would be presented to the Transportation Board for approval/ratification:

    - All design build construction contracts.

    - All agreements (including amendments) for nonconstruction matters such as consultants, service providers, leases, licenses, etc. (except as otherwise noted above related to railways, urban public transportation, and aviation, and those items exepted below.)

      In order to allow for the free flow of commerce, since Board Meetings are currently held quarterly, it is recommended that the director be authorized to enter into all these agreements (except the design build contracts) provided that they contain a cancellation clause in the event the Board does not approve or ratify the agreement. The contracting party would receive prorated compensation from the start date of the effective date of the cancellation.

- All construction contracts will be signed by the governor as chairman of the board and will be presented to the Board for informational purposes. These contracts will relate to projects that are on the Annual Work Program which is approved by the Board.

- All right of way acquisition agreements (except right-of-way settlement claims as mentioned above) will be presented to the Board for informational purposes. These agreements follow the Federal Highway Administration processes as defined in CFR 23, and timing is critical in both working with the property owners and in project delivery.

AMERICAN OVERSIGHT

- The director or her/his designee may enter contracts as deemed necessary in the event of disaster or great emergency as authorized by NRS 408.323(2). Any such contracts will be reported to the Board.

- Any agreement or contract not involving the expenditure of any state funds (i.e. those involving only federal or local monies) may be signed by the director, and will not be submitted to the Board. Matters handled by State Purchasing will not be submitted to the Board. Routine operational matters such as truck permitting, event permits, facility special use permit, highway agreements for liter-free highways, interlocal agreements, non-governmental traffic video use agreement, etc. will not be presented to the Board.

Option 2:

- All claim settlements would go to the Board of Examiners for approval (except those within the jurisdiction and financial threshold of the Tort Claim Fund which would go to the tort claims administrator). All claim settlements that are presented to the Board of Examiners will be reported to the Transportation Board as informational items. (Examples include claim settlements for: personnel, construction, right-of-way)

- All agreements related to policy and planning for railways, urban public transportation, and aviation would go to the Board of Examiners.

- All of the following would be presented to the Transportation Board for approval/ratification:

    - All design build construction contracts.

    - All agreements over $300k (including amendments) for non-construction matters such as consultants, service providers, leases, licenses, etc. (except as otherwise noted above related to railways, urban public transportation, and aviation, and those items excepted below). This accounts approximately 70% of all contracts.

    - All construction contracts over $5 million. This accounts for approximately 80% of contracts.

  To meet time frames established to deliver seasonal work and to minimize impact to the public to accomplish work in one construction season, or to meet milestone dates, or funding parameters, the **Transportation Board would need to meet monthly** to accommodate project delivery schedules and contractor's bidding practices. NDOT will also work with industry to change our practice of 30 day award to 60 days as they will need to hold their bid prices until approval.

- All construction contracts under $5 million will be signed by the governor as chairman of the board and will be presented to the Board for informational

AMERICAN OVERSIGHT

purposes. These contracts will relate to projects that are on the Annual Work Program which is approved by the Board.

- All right of way acquisition agreements (except right-of-way settlement claims as mentioned above) will be presented to the Board for informational purposes. These agreements follow the Federal Highway Administration processes as defined in CFR 23, and timing is critical in both working with the property owners and in project delivery.

- The director or her/his designee may enter contracts as deemed necessary in the event of disaster or great emergency as authorized by NRS 408.323(2). Any such contracts will be reported to the Board.

- Any agreement or contract not involving the expenditure of any state funds (i.e. those involving only federal or local monies) may be signed by the director, and will not be submitted to the Board. Matters handled by State Purchasing will not be submitted to the Board. Routine operational matters such as truck permitting, event permits, facility special use permit, highway agreements for liter-free highways, interlocal agreements, non-governmental traffic video use agreement, etc. will not be presented to the Board.

Recommendation for Board Action:

Approval and adoption of one the options as outlined above or combination thereof.

Prepared by:

Dennis Gallagher, Chief Deputy Attorney General Transportation Division,
Office of the Nevada Attorney General

AMERICAN OVERSIGHT

9. Agreement and Contract Approval Process – *For possible action.*

Director Martinovich explained that this item is an effort to be more transparent and provide more information to the public and to the Board. Staff has developed two options for consideration by the Board as to a new and improved process for approval of agreements and contracts.

The first option is that all claims and settlements would go to the Board of Examiners for approval except those that fall within the tort claim fund and then would be reported to the Transportation Board. This would include all claims and settlements that involve legal counsel which would include settlements with contracting claims, personnel issues or even right-of-way issues. She wanted to clarify that it wouldn't be the contracts that come in at low bid, it would be for all non-construction matters would come to this Board. It would be set up that if the Board does not approve an agreement, that we could terminate it.

Option 2 is different because everything would be brought to the Board. All claims and settlements would still go to the Board of Examiners, but the biggest differences is that all agreements over the amount of $300,000 would be presented to the Board for approval, as well as all construction projects over $5,000,000. The difference and the challenge is that the Board would need to meet monthly as opposed to quarterly to accommodate contract bid prices and the construction season.

Governor Sandoval asked if the only difference with Option 1 is that the Board would have the ability to ratify construction contract as opposed to them being presented as an informational item.

Director Martinovich stated that was correct. The other difference is that at this time, the Department does not take claim approvals before the Board of Examiners.

Dennis Gallagher stated that an extraordinary delegation of authority that was given to the Director that authorized the Director to enter into all contracts.

Member Martin stated that he has strong feelings about this particular subject and the matter of delegation, and the fiduciary responsibility of the Board approving certain contracts or just ratifying based on a review process that's within the NDOT.

Governor Sandoval stated that he does not believe that the Board has to look at every single contract, but would provide approval of contracts above a certain threshold.

Director Martinovich stated that staff took the liberty in Item No. 10 for all of the agreements that we've entered into during the last quarter and will present them for approval.

Governor Sandoval asked that, in the future, would the Board be seeing them for approval.

Controller Wallin asked what the difference is between construction settlements and construction claims and what the current approval process is for each of these.

AMERICAN OVERSIGHT

Director Martinovich responded that construction claims are when a contractor makes a claim for additional compensation due to change orders or due to other circumstances and these are processed through the Dispute Resolution Board and the Director usually follows that recommendation. Other times we just don't come to settlement and those typically go to Legal and then would go to the Board of Examiners. At this time, they do not go through the Board of Examiners. The Director works through the Attorney General's Office in making a final settlement. At this time, both claims and settlements are decided by the Director in conjunction with the Attorney General's Office.

Controller Wallin would like information regarding how much has been paid in construction settlements over the last five years, the company name and how much was paid for the contract amount prior to settlement. She also wants to know how much was paid in right-of-way claims, who was paid and what was the appraisal amount compared to how much was actually paid.

Director Martinovich responded that staff will provide the requested information to all Board Members.

Controller Wallin then asked about companies filing false claims.

Director Martinovich responded that the Department works closely with the Attorney General's Office to take action against false claims and that is part of the consideration in settlement.

Controller Wallin asked if a Project Manager can change the scope of a design build project or should it come before the Board for approval.

Director Martinovich responded that the Project Manager typically cannot change the scope of a design build project because the Department has issued an RFP that closely outlines the specifications required as well as the criteria for selection. There may be circumstances because of unknown conditions, such as utility locations, where modifications need to be made and that is not brought back to the Board.

Controller Wallin would like the Board to be informed of those things and then expressed concerns about entering into a contract with somebody and then the Board does not approve the contract, it may not be cost effective to terminate the contract and would like to know the reason staff would want contracts with federal dollars to be exempt.

Director Martinovich responded that in reality, most contracts are not under way in three months and the reason for the exemption is that rarely is there a contract with only federal monies and those are typically non-governmental traffic use agreements.

Member Savage asked if a committee was established to come up with these two options and how were the thresholds in Option No. 2 determined.

Director Martinovich responded that she looked at how other states moved forward and their processes, as well as worked with the Governor's Office to develop these recommendations. The thresholds are very flexible and were established by looking at the amount of the majority of contracts.

AMERICAN OVERSIGHT

Member Savage stated that this is a difficult decision and there needs to be some serious consideration before moving forward.

Governor Sandoval asked if the Board would be approving approximately 70% of the contracts if Option No. 2 was approved.

Director Martinovich stated that is correct.
Governor Sandoval stated that he would support Option No. 2 as he would have more comfort in having the ability to review the contracts and would be more than happy to meet monthly and establishing a regular meeting time would be beneficial.

Director Martinovich suggested that we do not start monthly meetings until after the regularly scheduled meeting in October.

Governor Sandoval agreed that starting in October would be a good idea if Option No. 2 is approved. He then asked for further discussion by the Board or any public comment. Hearing none, he asked for a motion.

Member Martin moved for approval of Option No. 2 with implementation to begin after the October Board meeting.

The motion was passed unanimously and Governor Sandoval declared the item passed.

A

AMERICAN OVERSIGHT

Appendix E

Timetable for Implementing Audit Recommendations

In consultation with the Department of Transportation (NDOT), the Division of Internal Audits categorized the recommendations contained within this report into one of two separate implementation time frames (i.e., *Category 1* – less than six months; *Category 2* – more than six months). NDOT should begin taking steps to implement all recommendations as soon as possible. NDOT's target completion dates are incorporated from Appendix D.

Category 1: Recommendations with an anticipated implementation period of less than six months.

Recommendations	Time Frame
1. Submit administrative contracts and amendments of $50,000 and above to the NDOT Board for approval. (page 3)	Aug. 2018
2. Submit sole source contracts to Purchasing Division Administrator for approval. (page 4)	Dec. 2018
4. Ensure all relevant contract information is provided to NDOT Board for informational items. (page 7)	Dec. 2018
5. Comply with state and federal guidelines. (page 9)	Dec. 2018
6. Report informational items to the NDOT Board. (page 9)	Dec. 2018
	Dec. 2018

Category 2: Recommendations with an anticipated implementation period exceeding six months.

Recommendations	Time Frame
3. Renew the director's contract approval limit when there is a new Governor. (page 5)	Jan. 2019

AMERICAN OVERSIGHT

The Division of Internal Audits shall evaluate the action taken by NDOT concerning the report recommendations within six months from the issuance of this report. The Division of Internal Audits must report the results of its evaluation to the Executive Branch Audit Committee and NDOT.

AMERICAN OVERSIGHT

Attachment B

Nevada Revised Statutes

Powers and Duties of the Transportation Board of Director and the Director

NRS 408.131 Duties. [Effective on the date on which the Director of the Department of Transportation notifies the Governor and the Director of the Legislative Counsel Bureau that sufficient money is available to capitalize and carry out the business of the Nevada State Infrastructure Bank created by NRS 408.55069.] Except as otherwise provided in NRS 408.55048 to 408.55088, inclusive, the Board shall:

1. Consider, at its meetings, all questions relating to the general policy of the Department and transact such business as properly comes before it.
2. Receive and consider, at such time as the Board selects, an annual report by the Director.
3. Except as otherwise provided in NRS 408.203, act for the Department in all matters relating to recommendations, reports and such other matters as the Board finds advisable to submit to the Legislature.
4. Maintain a record of all proceedings of the Board.
5. Execute or approve all instruments and documents in the name of the State or the Department necessary to carry out the provisions of this chapter.
6. Except as otherwise provided in NRS 408.389, delegate to the Director such authority as it deems necessary under the provisions of this chapter.
7. Act by resolution, vote or order entered in its records.

(Added to NRS by 1989, 1297; A 1993, 1366; 2017, 4137, effective on the date on which the Director of the Department of Transportation notifies the Governor and the Director of the Legislative Counsel Bureau that sufficient money is available to capitalize and carry out the business of the Nevada State Infrastructure Bank created by NRS 408.55069)

NRS 408.205 Powers of Director: Execution of instruments and documents; deductions from wages of officers and employees for purchase of United States Savings Bonds or similar obligations. [Effective on the date on which the Director of the Department of Transportation notifies the Governor and the Director of the Legislative Counsel Bureau that sufficient money is available to capitalize and carry out the business of the Nevada State Infrastructure Bank created by NRS 408.55069.]

1. With the approval of the Board, the Director may execute all plans, specifications, contracts and instruments in the name of the State of Nevada necessary for the carrying out of the provisions of this chapter, except as otherwise provided in NRS 408.55048 to 408.55088, inclusive, and except those construction contracts as provided in NRS 408.327 and 408.347.
2. The Director has such other power and authority as is necessary and proper under the provisions of this chapter, or as the Board delegates to the Director.
3. The Director shall provide for the purchase of United States Savings Bonds or similar United States obligations by salary or wage deductions for officers and employees of the Department who make written requests for such deductions and purchases. To allow all Department officers and employees the opportunity of requesting salary or wage deductions for the purchase of United States obligations, the Director shall provide forms authorizing the deductions and purchases and shall make them readily available to all Department officers and employees.

(Added to NRS by 1957, 668; A 1979, 1766; 1987, 1802; 1989, 1299; 2017, 4138, effective on the date on which the Director of the Department of Transportation notifies the Governor and the Director of the Legislative Counsel Bureau that sufficient money is available to capitalize and carry out the business of the Nevada State Infrastructure Bank created by NRS 408.55069)

AMERICAN OVERSIGHT

1263 South Stewart Street
Carson City, Nevada 89712
Phone: (775) 888-7440
Fax: (775) 888-7201

MEMORANDUM

August 2, 2018

TO: **Department of Transportation Board of Directors**
FROM: **Rudy Malfabon, Director**
SUBJECT: **August 13, 2018 Transportation Board of Directors Meeting**
Item #11: **Old Business**

Summary:

This item is to provide follow up and ongoing information brought up at previous Board Meetings.

Analysis:

a. Report of Outside Counsel Costs on Open Matters - *Informational item only.*

Please see Attachment A.

b. Monthly Litigation Report - *Informational item only.*

Please see Attachment B.

c. Fatality Report dated July 5, 2018- *Informational item only.*

Please see Attachment C.

List of Attachments:

a. Report of Outside Counsel Costs o*n Open Matters - Informational item only.*
b. Monthly Litigation Report - *Informational item only.*
c. Fatality Report dated July 5, 2018 - *Informational item only.*

Recommendation for Board Action:

Informational item only.

AMERICAN OVERSIGHT

OPEN NDOT - OUTSIDE COUNSEL CONTRACTS AS OF JULY 20, 2018

	Case/Project Name	Contract Period	Contract and Amendment Date	Contract and Amendment Amount	Total Contract Authority	Contract Authority Remaining
Nossaman, LLP	Project Neon	3/11/13 - 12/31/20	3/11/13	$ 1,400,000.00		
	Legal and Financial Planning	Amendment #1	1/14/14	$ 2,000,000.00		
		Amendment #2	12/15/15	$ 300,000.00		
	NDOT Agmt No. P014-13-015				$ 3,700,000.00	$ 145,013.74
Sylvester & Polednak, Ltd.	NDOT vs. Wykoff	2/27/13 - 1/31/19	2/27/13	$275,000.00		
	8th JD - A-12-656578-C					
	Warms Springs Project - Las Vegas					
	NDOT Agmt No. P071-13-004	Amendment #1	1/23/15	Extension of Time		
		Amendment #2	5/13/15	$ 150,000.00		
		Amendment #3	6/24/16	$ 65,000.00		
		Amendment #4	1/19/17	Extension of Time		
		Amendment #5	10/6/17	$ 50,000.00	$ 540,000.00	$ 20,270.21
Sylvester & Polednak, Ltd.	NDOT vs. I-15 & Cactus	2/27/13 - 2/28/19	2/27/13	$ 200,000.00		
	Cactus Project - Las Vegas					
	8th JD - A-12-664403-C					
	NDOT Agmt No. P074-13-004	Amendment #1	2/17/15	Extension of Time		
		Amendment #2	10/6/17	$ 95,000.00	$ 295,000.00	$ 30,048.67
Kemp, Jones, Coulthard	Nassiri vs. NDOT	7/17/13 - 2/28/19	7/17/13	$ 280,000.00		
	8th JD A672841					
	NDOT Agmt No. P290-13-004	Amendment #1	2/12/15	$ 475,000.00		
		Amendment #2	8/12/15	$ 375,000.00		
		Amendment #3	1/17/17	$ 100,000.00	$ 1,230,000.00	$ 341.69
Sylvester & Polednak	First Presbyterian Church	7/17/14 - 7/31/18	7/17/14	$ 280,000.00		
	Project Neon	Amendment #1	6/29/16	Extension of Time		
	NDOT Agmt No. P327-14-004				$ 280,000.00	$ 206,697.55

Contracts Closed Or Expired Since Last Report:

Vendor	Case/Project Name	Contract Period	Contract and Amendment Date	Contract and Amendment Amount	Total Contract Authority	Contract Authority Remaining
Sylvester & Polednak, Ltd.	NDOT vs. I-15 & Cactus	2/27/13 - 2/28/19	2/27/13	$ 200,000.00		
	NDOT Agmt No. P074-13-004	Amendment #1	2/17/15	Extension of Time		
		Amendment #2	10/6/17	$ 95,000.00	$ 295,000.00	$ 30,048.67

AMERICAN OVERSIGHT

Monthly Litigation Report to the Nevada Department of Transportation - July 20, 2018				
Case Name	Nature of Case	Outside Counsel to Date		
		Fees	Costs	Total
Condemnations				
NDOT vs. 1916 Highland Properties, Ltd.	Eminent domain - Project Neon			
NDOT vs. Ad America, Inc. (Neon-Silver Ave.)	Eminent domain - Project Neon			
NDOT vs. Danisi, Vincent, J. III	Eminent domain - Project Neon Administrative Action for Relocation Benefits			
NDOT vs. ERGS, Inc.	Eminent domain - US 50			
NDOT vs. Jackson, Darrell, et al.	Eminent domain - Project Neon			
NDOT vs. Nashlund, Brett A., et al.	Eminent domain - US 50			
NDOT vs. Perry, Justin, et al.	Eminent domain - US 50			
* NDOT vs. Sharples, John; Sharples, Bonnie	Eminent domain - Project Neon - Appealed	$ 76,734.00	$ 17,905.04	$ 94,639.04
NDOT vs. Traxler, John R., et al.	Eminent domain - US 50			
NDOT vs. Wykoff Newberg Corporation	Eminent domain - I-15 and Warm Springs	$ 456,150.64	$ 63,579.15	$ 519,729.79
		$ 532,884.64	$ 81,484.19	$ 614,368.83
Inverse Condemnations				
FLP Holdings, LLC	Inverse condemnation			
Nassiri, Fred vs. NDOT	Inverse condemnation	$ 1,055,721.84	$ 171,237.77	$ 1,226,959.61
Village Springs, LLC	Inverse condemnation			
		$ 1,055,721.84	$ 171,237.77	$ 1,226,959.61
Cases Closed and Removed from Last Report:				
Lagomarsino, Norma vs. NDOT	Inverse condemnation			
Stak 2 Holdings, LLC	Inverse condemnation			
New case appear in red. No new cases this period.				
* These totals show the combined funds expended in closed Agreement P434-14-004 and closed Agreement P718-16-004.				

AMERICAN OVERSIGHT

Monthly Litigation Report to the Nevada Department of Transportation - July 20, 2018				
Case Name	Nature of Case	Outside Counsel to Date		
		Fees	Costs	Total
Torts		$ -	$ -	$ -
Cannon, Candy vs. NDOT	Plaintiff alleges negligence and personal injury			
Corbin, Kaleb vs. NDOT	Plaintiff alleges negligence and personal injury			
Ducoing, Holly Ann vs. NDOT; et al	Plaintiff alleges negligence and personal injury			
Hendrickson, Cynthia vs. NDOT	Plaintiff alleges negligence and personal injury			
Hitzemann, Darrell, et al. vs. Las Vegas Paving; NDOT	Plaintiff alleges negligence and personal injury			
Liu, Hui vs. Clark County and NDOT	Plaintiff alleges negligence and wrongful death			
NDOT vs. Tamietti	NDOT seeks injunct. relief to prevent closing access			
Simpson, David W., et al vs. NDOT	Plaintiff alleges wrongful death			
Sloane, Miguel vs. NDOT	Plaintiff alleges negligence and personal injury			
Vezina, Macy vs. Fedex Freight et al.; NDOT, et al.	Defendant third-party complaint alleging negligence			
Winecup Gamble, Inc.	Plaintiff alleges negligence; seeks declaratory judgment, contribution, and indemnity			
Contract Disputes				
Road and Highway Builders vs. NDOT	Plaintiff alleges Contract #3699 awarded in error			
Miscellaneous				
Hawhee, William L. and Hawhee, Dianne P. vs. NDOT	Complaint for Quiet Title			
Laborer' International Union vs. Labor Commissioner, NDO	Petition for Judicial Review			
Personnel Matters				
Akinola, Ayodele vs. State, NDOT	Personnel Matter			
Bonnet, Bobby vs. State, NDOT	Personnel Matter			
Cosio, Christine vs. NDOT	Personnel Matter			
Crawford, Kendrick, vs. State, NDOT	Personnel Matter			
Smith, Monika vs. State, NDOT	Personnel Matter			
Cases Closed and Removed from Last Report:				
Abrego, Jose vs. NDOT	Plaintiff alleges negligence and personal injury			
Boice, Rocky vs. State, NDOT	Personnel Matter			
Wells, Jonathan vs. State, NDOT	Personnel Matter			
New case appears in red.				

AMERICAN OVERSIGHT

Outside Counsel
Fees and Costs of Open Cases
as of July 20, 2018

Category	Fees	Costs	Total
Condemnation Litigation	$ 532,884.64	$ 81,484.19	$ 614,368.83
Inverse Condemnation Litigation	$ 1,055,721.84	$ 171,237.77	$ 1,226,959.61
Construction Litigation	0	0	0
Personnel Litigation	0	0	0
Tort Claim Litigation	0	0	0
	$ 1,588,606.48	$ 252,721.96	$ 1,841,328.44

AMERICAN OVERSIGHT

DATE OF REPORT: 07/05/2018
DATA AS OF: 06/30/2018

TO: PUBLIC SAFETY, DIRECTOR NDOT, HIGHWAY SAFETY COORDINATOR, NDOT TRAFFIC ENGINEERING, FHWA, LAW ENFORCEMENT AGENCIES

FROM: THE OFFICE OF TRAFFIC SAFETY, STATE FATAL DATA
PREPARED BY: MARIA MADERA, FATAL ANALYST

SUBJECT: FATALITIES BY COUNTY, PERSON TYPE, DAY, MONTH, YEAR AND PERCENT CHANGE.

Month	2017 Crashes	2018 Crashes	% Change	Month	2017 Fatals	2018 Fatals	% Change
JAN	31	21	-32.26%	JAN	32	23	-28.13%
FEB	21	26	23.81%	FEB	24	29	20.83%
MAR	22	25	13.64%	MAR	24	26	8.33%
APR	24	16	-33.33%	APR	24	17	-29.17%
MAY	23	21	-8.70%	MAY	23	27	17.39%
JUN	24	26	8.33%	JUN	26	31	19.23%
JUL			0.00%	JUL			0.00%
AUG			0.00%	AUG			0.00%
SEP			0.00%	SEP			0.00%
OCT			0.00%	OCT			0.00%
NOV			0.00%	NOV			0.00%
DEC			0.00%	DEC			0.00%
TOTAL	145	135	**-6.90%**	**TOTAL**	153	153	**0.00%**

KNOWN FATAL COMPARISON BETWEEN 2017 AND 2018.

COUNTY	2017 Crashes	2018 Crashes	% Change	2017 Fatalities	2018 Fatalities	% Change	2017 Occupants	2018 Occupants	% Change	2017 Unrestrained	2018 Unrestrained	% Change
CARSON	0	1	100.00%	0	1	100.00%	0	1	100.00%	0	0	0.00%
CHURCHILL	3	2	-33.33%	3	2	-33.33%	2	2	0.00%	1	0	-100.00%
CLARK	108	98	-9.26%	113	106	-6.19%	48	57	18.75%	23	12	-47.83%
DOUGLAS	4	0	-100.00%	4	0	-100.00%	4	0	-100.00%	2	0	-100.00%
ELKO	2	2	0.00%	2	2	0.00%	1	2	100.00%	0	2	200.00%
ESMERALDA	1	2	100.00%	2	2	0.00%	2	0	-100.00%	0	0	0.00%
EUREKA	0	0	0.00%	0	0	0.00%	0	0	0.00%	0	0	0.00%
HUMBOLDT	1	0	-100.00%	1	0	-100.00%	1	0	-100.00%	0	0	0.00%
LANDER	1	0	-100.00%	1	0	-100.00%	1	0	-100.00%	1	0	-100.00%
LINCOLN	0	3	300.00%	0	3	300.00%	0	3	300.00%	0	0	0.00%
LYON	4	4	0.00%	4	6	50.00%	4	6	50.00%	2	0	-100.00%
MINERAL	1	1	0.00%	1	1	0.00%	1	1	0.00%	0	0	0.00%
NYE	2	3	50.00%	3	7	133.33%	2	7	250.00%	2	2	0.00%
PERSHING	0	2	200.00%	0	2	200.00%	0	2	200.00%	0	1	100.00%
STOREY	0	0	0.00%	0	0	0.00%	0	0	0.00%	0	0	0.00%
WASHOE	17	17	0.00%	18	21	16.67%	12	12	0.00%	3	8	166.67%
WHITE PINE	1	0	-100.00%	1	0	-100.00%	0	0	0.00%	0	0	0.00%
TOTAL	**145**	**135**	**-6.90%**	**153**	**153**	**0.00%**	**78**	**93**	**19.23%**	**34**	**25**	**-26.47%**

KNOWN COMPARISON OF FATALITIES BY PERSON TYPE BETWEEN 2017 AND 2018.

COUNTY	2017 Pedestrian	2018 Pedestrian	% Change	2017 Motorcyclist	2018 Motorcyclist	% Change	2017 Bicyclist	2018 Bicyclist	% Change	2017 Other Scooter, Moped, ATV	2018 Other Scooter, Moped, ATV	% Change
CARSON	0	0	0.00%	0	0	0.00%	0	0	0.00%	0	0	0.00%
CHURCHILL	1	0	-100.00%	0	0	0.00%	0	0	0.00%	0	0	0.00%
CLARK	37	26	-29.73%	22	17	-22.73%	4	3	-25.00%	2	3	50.00%
DOUGLAS	0	0	0.00%	0	0	0.00%	0	0	0.00%	0	0	0.00%
ELKO	0	0	0.00%	0	0	0.00%	0	0	0.00%	1	0	-100.00%
ESMERALDA	0	0	0.00%	0	2	200.00%	0	0	0.00%	0	0	0.00%
EUREKA	0	0	0.00%	0	0	0.00%	0	0	0.00%	0	0	0.00%
HUMBOLDT	0	0	0.00%	0	0	0.00%	0	0	0.00%	0	0	0.00%
LANDER	0	0	0.00%	0	0	0.00%	0	0	0.00%	0	0	0.00%
LINCOLN	0	0	0.00%	0	0	0.00%	0	0	0.00%	0	0	0.00%
LYON	0	0	0.00%	0	0	0.00%	0	0	0.00%	0	0	0.00%
MINERAL	0	0	0.00%	0	0	0.00%	0	0	0.00%	0	0	0.00%
NYE	1	0	-100.00%	0	0	0.00%	0	0	0.00%	0	0	0.00%
PERSHING	0	0	0.00%	0	0	0.00%	0	0	0.00%	0	0	0.00%
STOREY	0	0	0.00%	0	0	0.00%	0	0	0.00%	0	0	0.00%
WASHOE	4	3	-25.00%	2	4	100.00%	0	1	100.00%	0	1	100.00%
WHITE PINE	0	0	0.00%	1	0	-100.00%	0	0	0.00%	0	0	0.00%
TOTAL	**43**	**29**	-32.56%	**25**	**23**	-8.00%	**4**	**4**	0.00%	**3**	**4**	33.33%

THIS DATA DOES NOT INCLUDE DATA FIELDS MARKED BY THE OFFICER AS UNKNOWN.
2018 DATA IS PRELIMINARY AND DOES NOT NECESSARILY INCLUDE FINAL REPORTS (FORM 5, CORONER, AND/OR TOXICOLOGY).
2017 DATA IS NOT FINAL UNTIL THE END OF DECEMBER.

AMERICAN OVERSIGHT

Impaired (Alcohol, Marijuana, Other Drugs, and Multiple) data will be provided as part of this report; 08/07 & 02/07.

Key: Fatalities= Total number of reported fatals (vehicle occupants, pedestrian, motorcyclist, bicyclist, and other).
Vehicle Occupants = Driver and occupant fatalities in a motor vehicle.
Vehicle Unrestrained = Driver and occupant fatalities in a motor vehicle unrestrained.
Pedestrian =A person fatality who is on foot or on a personal conveyance on the roadway.
Motorcyclist= A person riding a motor vehicle that has a seat or saddle for the use of its operator and is designed to travel on not more than three wheels in contact with the ground that is on the roadway involved in a fatal. Does not include scooters or mopeds.
Bicyclist= A person on a non-motorized other road vehicle propelled by pedaling (bicycle, tricycle, unicycle, pedalcar) on the roadway involved in a fatal.
Other = A person on a scooter, moped, ATV, or other motorized vehicle not captured above on a roadway involved in a fatal.

AMERICAN OVERSIGHT

Stephanie M. Klapstein

From: matthew.moore@diversifynevada.com
Sent: Wednesday, July 11, 2018 5:00 PM
To: jmyers@gov.nv.gov
Subject: Axion Information
Attachments: 4. GOED Board Meeting - May 17, 2018 - Minutes.pdf; 5_B._Axion_Corporation_-_Board_Packet_7.pdf

Jojo,

Just wanted to ensure you were tracking a potential provider for rural service. Axion is a satellite entertainment provider that has moved relocated to Reno and was approved for incentives at the last GOED board meeting (draft minutes attached – item 5B)/ "Mr. Wendt advised Axion Corporation provided advanced satellite technologies and services that enabled consumer and residential access to a new generation of high throughput satellites." And " Governor Sandoval inquired whether the company's service would be accessible in rural Nevada. Mr. Wendt confirmed this was accurate and advised the first three spot beams to be launched would be in northern Nevada. Thus, providing broadband capabilities to any citizen in the State of Nevada."

I've also attached their board application packet.

I am not sure they are a fit to integrate into your programs but they might be. I can find a good POC if you'd like to connect with them. - Matt

Matthew Moore
Deputy Director
Nevada Governor's Office of Economic Development
Main: 775-687-9900
Direct: 775-687-9913
Facsimile: 775-687-9924
matthew.moore@diversifynevada.com
www.diversifynevada.com

AMERICAN OVERSIGHT

Board Summary

Axion Corporation

505 E. Windmill Lane Suite 1C-117, Las Vegas, NV 89123
Thomas Wendt, Chief Executive Officer
Company Headquarters

Date: May 17, 2018
Main Location: Carson City

Business Type: New | County: Washoe County | Development Authority Representative: Stan Thomas - EDAWN

APPLICATION HIGHLIGHTS

- Axion Corporation is considering establishing a facility in Reno, NV. The northern Nevada facility would house the company's engineering, manufacturing, distribution, headquarters, and satellite support services.
- The target date for the expansion is fall 2018, with operations to commence in November 2018.

PROFILE

Axion Corporation is a provider of satellite-based entertainment services for the consumer and commercial markets. The company is a start-up currently based in Las Vegas, Nevada. After careful consideration of growth potential, the company has formulated plans to relocate to Reno, Nevada from its current location. The company plans to hire and train employees from the local Reno area, and begin engineering, manufacturing, distribution, headquarters, and satellite support services at a location in the Reno area for which we are currently searching. The target date for the physical move is fall 2018, with operations to commence in November 2018. *Source: Axion Corporation*

SIGNIFICANCE OF ABATEMENTS IN THE COMPANY'S DECISION TO RELOCATE/EXPAND

Axion Corporation is eyeing tremendous opportunity in its markets and, like any young company, needs to establish its operations in a cost-effective manner to support its projected growth. The incentive and abatement programs offered through GOED will make it possible to build the company's manufacturing, engineering, distribution, business and headquarters operations in a manner that is pleasing to investors and essential to Axion Corporation's bottom line. These incentives and abatements are of the highest importance to Axion Corporation and the company is grateful to be included as a candidate for these programs. *Source: Axion Corporation*

REQUIREMENTS	Statutory	Application	Sufficient	% Over / Under
Job Creation	50	205	Company meets abatement eligibility requirements	310%
Average Wage	$21.95	$40.60		85%
Equipment Capex (SU & MBT)	$1,000,000	$27,600,000		2660%
Equipment Capex (PP)	$5,000,000	$27,600,000		452%

INCENTIVES	Requested Terms	Estimated $ Amount
Sales Tax Abmt.	2% for 2 years	$1,729,140
Modified Business Tax Abmt.	50% for 4 years	$643,769
Personal Property Tax Abmt.	50% for 10 years	$588,910
Total		**$2,961,819**

NEVADA BUSINESS LICENSE			
	☑ Current	☐ Pending	☐ Will comply before receiving incentives

JOB CREATION	Contracted	24-Month Projection	5-Year Projection
	50	205	511

OTHER CAPITAL INVESTMENT	Land	Building Purchase	BTS / Building Improvements
	$0	$0	$3,000,000

ECONOMIC IMPACT ESTIMATES (10-Year Cumulative)	Total	Construction
Total Jobs Supported	1,482	31
Total Payroll Supported	$654,927,197	$1,338,900
Total Output Estimate	$2,714,908,584	$4,709,310

Estimate includes jobs, payroll & output by the company assisted as well as the secondary impacts to other local businesses.

NEW TAX REVENUE ESTIMATES (10-Year Cumulative)	Direct	Indirect	Total
Local Taxes			
Property	$891,360	$18,079,257	**$18,970,617**
Sales	$122,168	$10,293,340	**$10,415,508**
Lodging	$0	$506,306	**$506,306**
State Taxes			
Property	$43,419	$1,088,237	**$1,131,656**
Sales	$591,000	$4,060,549	**$4,651,549**
Modified Business	$4,409,138	$3,737,334	**$8,146,472**
Lodging	$0	$168,769	**$168,769**
Total	**$6,057,085**	**$37,933,792**	**$43,990,877**

EMPLOYEE BENEFITS

- Percentage of health insurance covered by company: 70%.
- Health care package cost per employee - $9,400 annually with options for dependents.
- Overtime, PTO/Sick/Vacation, Merit Increases, Tuition Assistance, Retirement Plan / Profit Sharing / 401(k), Bonus.

NOTES

- Percentage of revenue generated by the new jobs contained in this application from outside Nevada: 95%.
- The company is also considering Texas as a potential location.

AMERICAN OVERSIGHT

April 5, 2018

Director Paul Anderson
Governor's Office of Economic Development
808 West Nye Lane
Carson City, NV 89703

Re: Axion Corporation

Dear Paul;

EDAWN hereby supports the application of Axion Corporation for the Sales & Use Tax Abatement, Modified Business Tax Abatement, and Personal Property Tax Abatement.

Axion is a provider of satellite-based entertainment services for the consumer and commercial markets. The company is planning to relocate its corporate headquarters, manufacturing and engineering to Reno with plans to commence operations by November 2018.

The company will be investing approximately $27,000,000 in capital equipment and plans to hire 205 employees by the end of Year Two at an average wage of $40.60 per hour and 511 employees at the end of 5 years.

The company's compensation package includes medical, dental, and vision benefits. Additional compensation includes merit increases, overtime, PTO/sick/vacation, retirement plan/profit sharing/401K, tuition assistance, retirement plan/profit sharing/401K, and bonus. Employee health insurance is covered 70% by the company and commences upon employment.

EDAWN supports this application as the company meets all three program requirements. Your consideration and support of the incentive application for Axion is a significant factor in their pending decision to expand in northern Nevada and speaks favorably to the State's business-friendly environment.

Sincerely,

Stan Thomas
EDAWN, Executive Vice-President
Business Development

AMERICAN OVERSIGHT

www.edawn.org | 5190 Neil Road, Suite 110 | Reno, NV 89502 | (p) 775.829.3700 or 800-256-9761 | (f) 775-829-3710

AXION CORPORATION

April 4, 2018

Governor's Office of Economic Development
808 West Nye Lane
Carson City, NV 89703

Dear Commission Members:

Axion Corporation is a provider of satellite-based entertainment services for the consumer and commercial markets. We are a start-up currently based in Las Vegas, Nevada. After careful consideration of our growth potential, our company has formulated plans to relocate to Reno, Nevada from our current location in Las Vegas, Nevada. We plan to hire and train employees from the local Reno area, and begin engineering, manufacturing, distribution, headquarters, and satellite support services at a location in the Reno area for which we are currently searching. The target date for the physical move is fall 2018, with operations to commence in November 2018.

The decision to relocate our operations from Las Vegas operation to Reno was due to several factors, including the business tax structure, cost of living, availability of technical talent, and logistic advantages offered by the region. In addition, Axion is aware of the benefits of the State Incentive Program, and this also was a critical factor in deciding to relocate our manufacturing and engineering operations to Reno.

The relocation plan to Reno involves setting up a manufacturing operation and engineering offices and investments in additional equipment. In order to staff and operate our operations, the plan is to hire up to 205 employees in the first two years, with increases over five years. The average hourly rate of the employees is projected to be $40.60.

We are excited about the market opportunities presented by this relocation and the advantages that locating this facility in Reno will offer our company. In conjunction with Nevada's business-friendly environment, we see this as a first step in what will be increased growth for Axion Corp.

Sincerely,

Peter Vrettas
President & CAO
AXION CORPORATION

AMERICAN OVERSIGHT
NV-DA-20-0615-A-000363

Sabra Newby
City Manager

(775) 334-2020
(775) 334-2097 Fax
newbys@reno.gov
Web site: reno.gov

April 27, 2018

Mr. Ryan Smith
Business Development Manager
Nevada Governor's Office of Economic Development
555 E. Washington Street, Suite 5400
Las Vegas, NV 89101

RE: Sales & Use Tax, Modified Business Tax and Personal Property Tax Abatements
Axion Corporation

Dear Mr. Smith:

We are in receipt of your letter dated April 17, 2018 regarding an application for various tax abatements submitted by Axion Corporation to the Governor's Office of Economic Development.

At this time, we have no questions or comments for the board.

Should you have any additional questions please feel free to contact me.

Sincerely,

Sabra Newby
City Manager

cc. Mayor and City Council

AMERICAN OVERSIGHT
NV-DA-20-0615-A-000364

April 24, 2018

Mr. Paul Anderson
Executive Director
Nevada Governor's Office of Economic Development
555 E. Washington 808 W. Nye Lane
Carson City, NV 89703

RE: REQUEST FOR CONFIDENTIALITY OF RECORDS AND DOCUMENTS

Dear Director Anderson:

On April 5, 2018, Axion Corporation submitted an application to you as the Executive Director of the State of Nevada Governor's Office of Economic Development ("GOED") requesting approval of economic incentives for their new operation in Nevada. The purpose of this letter is to request confidentiality pursuant to Section 4 of Assembly Bill No. 17 (2015 Regular Session) as codified in NRS 231.069.

Please be advised Axion Corporation specifically deems the following information proprietary and confidential:

1) The detailed schedule of Employment List
2) The detailed schedule of Capital Equipment List

Thank you for your consideration. If you have any questions or require any further information, please do not hesitate to contact me.

Sincerely,

Peter T. Vrettas
President & CAO

AMERICAN OVERSIGHT

Nevada Governor's Office of
ECONOMIC DEVELOPMENT

555 E. Washington Avenue, Suite 5400, Las Vegas, NV 89101
702.486.2700 • www.diversifynevada.com

REQUEST FOR CONFIDENTIALITY DETERMINATION

Pursuant to NRS 231.069, and upon the request of applicant Axion Corporation the Executive Director of the Office has determined the:

(i) The detailed schedule of Capital Equipment List, 5(A)
(ii) The detailed schedule of Employment List, 5(B)

are confidential proprietary information of the business, are not public records, and shall be redacted in its entirety from the copy of the application that is disclosed to the public.

Paul Anderson
Executive Director

4/27/2018
Date

AMERICAN OVERSIGHT

Nevada Governor's Office of
ECONOMIC DEVELOPMENT

Incentive Application

Company Name: Axion Corporation

Date of Application: April 4, 2018

Company is an / a: (check one)

- [x] New location in Nevada
- [ ] Expansion of a Nevada company

Section 1 - Type of Incentives

Please check all that the company is applying for on this application:

- [x] Sales & Use Tax Abatement
- [ ] Sales & Use Tax Deferral
- [x] Modified Business Tax Abatement
- [ ] Recycling Real Property Tax Abatement
- [x] Personal Property Tax Abatement
- [ ] Other: _____

Section 2 - Corporate Information

COMPANY NAME (Legal name under which business will be transacted in Nevada)			FEDERAL TAX ID #
Axion Corporation			
CORPORATE ADDRESS	CITY / TOWN	STATE / PROVINCE	ZIP
505 E. Windmill Lane, Suite 1C-117	Las Vegas	NV	89123
MAILING ADDRESS TO RECEIVE DOCUMENTS (If different from above)	CITY / TOWN	STATE / PROVINCE	ZIP
Same as above			
TELEPHONE NUMBER	WEBSITE		
(702) 997-3399	www.axion.tv		
COMPANY CONTACT NAME	COMPANY CONTACT TITLE		
Peter Vrettas			
E-MAIL ADDRESS	PREFERRED PHONE NUMBER		
peter.vrettas@axion.tv			

Has your company ever applied and been approved for incentives available by the Governor's Office of Economic Development? ☐ Yes ☑ No

If Yes, list the program awarded, date of approval, and status of the accounts (attach separate sheet if necessary):

Section 3 - Program Requirements

Please check two of the boxes below; the company must meet at least two of the three program requirements:

- [x] A capital investment of $1,000,000 in eligible equipment in urban areas or $250,000 in eligible equipment in rural areas are required. This criteria is businesses. In cases of expanding businesses, the capital investment must equal at least 20% of the value of the tangible property owned by the business.
- [x] New businesses locating in urban areas require fifty (50) or more permanent, full-time employees on its payroll by the eighth calendar quarter following quarter in which the abatement becomes effective. In rural areas, the requirement is ten (10) or more. For an expansion, the business must increase employees on its payroll by 10% more than its existing employees prior to expansion, or by 25 (urban) or 6 (rural) employees, whichever is greater.
- [x] In urban areas, the average hourly wage that will be paid by the business to its new employees is at least 100% of the average statewide hourly wage. in rural areas, the average hourly wage will equal or exceed the lesser of the county-wide average hourly wage or statewide average hourly wage.

Note: Criteria is different depending on whether the business is in a county whose population is 100,000 or more or a city whose population is 60,000 or more (i.e., "urban" area), or if the business is in a county whose population is less than 100,000 or a city whose population is less than 60,000 (i.e., "rural" area).

Section 4 - Nevada Facility

Type of Facility:

- [x] Headquarters
- [x] Technology
- [x] Back Office Operations
- [x] Research & Development / Intellectual Property
- [ ] Service Provider
- [x] Distribution / Fulfillment
- [x] Manufacturing
- [ ] Other: _____

PERCENTAGE OF REVENUE GENERATED BY THE NEW JOBS CONTAINED IN THIS APPLICATION FROM OUTSIDE NEVADA	EXPECTED DATE OF NEW / EXPANDED OPERATIONS (MONTH / YEAR)
95%	Nov-2018
NAICS CODE / SIC	INDUSTRY TYPE
NAICS 515210/SIC 4841	Technology & Entertainment

DESCRIPTION OF COMPANY'S NEVADA OPERATIONS

Engineering, Manufacturing, Distribution, IT, Business Development, Headquarters

PROPOSED / ACTUAL NEVADA FACILITY ADDRESS	CITY / TOWN	COUNTY	ZIP
TBD	TBD		TBD

WHAT OTHER STATES / REGIONS / CITIES ARE BEING CONSIDERED FOR YOUR COMPANY'S RELOCATION / EXPANSION / STARTUP?

Texas

AMERICAN OVERSIGHT

Section 5 - Complete Forms (see additional tabs at the bottom of this sheet for each form listed below)

Check the applicable box when form has been completed.

5 (A) ☑ Equipment List

5 (B) ☑ Employment Schedule

5 (C) ☑ Evaluation of Health Plan, with supporting documents to show the employer paid portion of plan meets the minimum of 65%.

Section 6 - Real Estate & Construction (Fill in either New Operations/Startup or Expansion, not both.)

New Operations / Start Up - Plans Over the Next **Ten Years**		**Expansions** - Plans Over the Next **10 Years**	
Part 1. Are you currently/planning on leasing space in Nevada?	**Yes**	Part 1. Are you currently leasing space in Nevada?	
If No, skip to Part 2. If Yes, continue below:		***If No, skip to Part 2. If Yes, continue below:***	
What year(s)?	2018-2023	What year(s)?	
How much space (sq. ft.)?	TBD	How much space (sq. ft.)?	
Annual lease cost of space:	TBD	Annual lease cost at current space:	
Do you plan on making building tenant improvements?	Yes	Due to expansion, will you lease additional space?	
If No, skip to Part 2. If Yes *, continue below:		***If No, skip to Part 3. If Yes, continue below:***	
When to make improvements (month, year)?	TBD	Expanding at the current facility or a new facility?	
		What year(s)?	
		How much expanded space (sq. ft.)?	
		Annual lease cost of expanded space:	
Part 2. Are you currently/planning on buying an owner occupied facility in Nevada?	**No**	Do you plan on making building tenant improvements?	
If No, skip to Part 3. If Yes *, continue below:		***If No, skip to Part 3. If Yes *, continue below:***	
Purchase date, if buying (month, year):		When to make improvements (month, year)?	
How much space (sq. ft.)?			
Do you plan on making building improvements?		Part 2. Are you currently operating at an owner occupied building in Nevada?	
If No, skip to Part 3. If Yes *, continue below:		***If No, skip to Part 3. If Yes, continue below:***	
When to make improvements (month, year)?		How much space (sq. ft.)?	
		Current assessed value of real property?	
Part 3. Are you currently/planning on building a build-to-suit facility in Nevada?	**No**	Due to expansion, will you be making building improvements?	
If Yes *, continue below:		***If No, skip to Part 3. If Yes *, continue below:***	
When to break ground, if building (month, year)?		When to make improvements (month, year)?	
Estimated completion date, if building (month, year):			
How much space (sq. ft.)?		Part 3. Do you plan on building or buying a new facility in Nevada?	
		If Yes *, continue below:	
		Purchase date, if buying (month, year):	
		When to break ground, if building (month, year)?	
		Estimated completion date, if building (month, year):	
		How much space (sq. ft.)?	
*** Please complete Section 7** - Capital Investment for New Operations / Startup.		*** Please complete Section 7** - Capital Investment for Expansions below.	

BRIEF DESCRIPTION OF CONSTRUCTION PROJECT AND ITS PROJECTED IMPACT ON THE LOCAL ECONOMY (Attach a separate sheet if necessary):

AMERICAN OVERSIGHT

Section 7 - Capital Investment (Fill in either New Operations/Startup or Expansion, not both.)

New Operations / Start Up		Expansions	
How much capital investment is planned? (Breakout below):		How much capital investment is planned? (Breakout below):	
Building Purchase (if buying):	N/A	Building Purchase (if buying):	
Building Costs (if building / making improvements):	$3 million	Building Costs (if building / making improvements):	
Land:	N/A	Land:	
Equipment Cost:	$27 million	Equipment Cost:	
Total:	**$30 million**	**Total:**	
		Is the equipment purchase for replacement of existing equipment?	
		Current assessed value of personal property in NV:	
		(Must **attach** the most recent assessment from the County Assessor's Office.)	

Section 8 - Employment (Fill in either New Operations/Startup or Expansion, not both.)

New Operations / Start Up		Expansions	
How many full-time equivalent (FTE*) employees will be created by the end of the first eighth quarter of new operations?:	205	How many full-time equivalent (FTE*) employees will be created by the end of the first eighth quarter of expanded operations?:	
Average hourly wage of these new employees:	$40.60	Average hourly wage of these new employees:	
		How many FTE employees prior to expansion?:	
		Average hourly wage of these existing employees:	
		Total number of employees after expansion:	

* FTE represents a permanent employee who works an average of 30 hours per week or more, is eligible for health care coverage, and whose position is a "primary job" as set forth in NAC 360.474.

OTHER COMPENSATION (Check all that apply):

- ☑ Overtime
- ☑ Merit increases
- ☑ Tuition assistance
- ☑ Bonus
- ☑ PTO / Sick / Vacation
- ☐ COLA adjustments
- ☑ Retirement Plan / Profit Sharing / 401(k)
- ☑ Other:

BRIEF DESCRIPTION OF ADDITIONAL COMPENSATION PROGRAMS AND ELIGIBILITY REQUIREMENTS (Attach a separate sheet if necessary):

TBD

Section 9 - Employee Health Insurance Benefit Program

Is health insurance for employees and an option for dependents offered?: ☐ Yes (copy of benefit plan must be attached) ☐ No

Package includes (check all that apply):

- ☑ Medical
- ☑ Vision
- ☑ Dental
- ☐ Other:

Qualified after (check one):

- ☑ Upon employment
- ☐ Three months after hire date
- ☐ Six months after hire date
- ☐ Other:

Health Insurance Costs:		Percentage of health insurance coverage by (min 65%):	
Cost of health insurance for company (annual amount per employee):	$ 9,400.00	Company:	70%
Health Plan annual out-of-pocket maximum (individual):	$ 4,000.00	Employee:	30%

[SIGNATURE PAGE FOLLOWS]

AMERICAN OVERSIGHT

[SIGNATURE PAGE FOLLOWS]

Section 10 - Certification

I, the undersigned, hereby grant to the Governor's Office of Economic Development access to all pertinent and relevant records and documents of the aforementioned company. I understand this requirement is necessary to qualify and to monitor for compliance of all statutory and regulatory provisions pertaining to this application.

Being owner, member, partner, officer or employee with signatory authorization for the company, I do hereby declare that the facts herein stated are true and that all licensing and permitting requirements will be met prior to the commencement of operations. In addition, I and /or the company's legal counsel have reviewed the terms of the GOED Tax Abatement and Incentives Agreement, the company recognizes this agreement is generally not subject to change, and any material revisions have been discussed with GOED in advance of board approval.

Peter T. Vrettas
Name of person authorized for signature

Peter T. Vrettas
Signature

President and Chief Administrative Officer
Title

4/4/2018
Date

AMERICAN OVERSIGHT

Site Selection Factors

Company Name: Axion Corp. County: Washoe

Section 1 - Site Selection Ratings

Directions: Please rate the select factors by importance to the company's business (1 = very low; 5 = very high). Attach this form to the Incentives Application.

Availability of qualified workforce:	3	Transportation infrastructure:	1
Labor costs:	2	Transportation costs:	1
Real estate availability:	4	State and local tax structure:	5
Real estate costs:	3	State and local incentives:	5
Utility infrastructure:	5	Business permitting & regulatory structure:	3
Utility costs:	2	Access to higher education resources:	3

Please summarize the importance of the abatement program to your decision (please include at least a paragraph summary):

Axion Corp. is eyeing tremendous opportunity in its markets, and like any young company, needs to establish its operations in a cost-effective manner as a springboard to its projected growth. The incentive and abatement programs offered through GOED will make it possible to build our manufacturing, engineering, distribution, business and headquarters operations in a manner that is pleasing to our investors and essential to our bottom line. These incentives and abatements are of the highest importance to Axion, and we are grateful to be included as a candidate for these programs.

AMERICAN OVERSIGHT

Equipment Schedule, Detailed

The Office has determined the detailed equipment schedule as described in this application constitutes confidential proprietary information of Axion Corporation., and is not a public record.

AMERICAN OVERSIGHT

Employment Schedule, Detailed

The Office has determined the detailed employment schedule as described in this application constitutes confidential proprietary information of Axion Corporation., and is not a public record.

AMERICAN OVERSIGHT

5(C) Evaluation of Health Plans Offered by Companies

Company Name: Axion Corp. County: Washoe

Total Number of Full-Time Employees:	205
Average Hourly Wage per Employee	$40.60
Average Annual Wage per Employee (implied)	$84,448.00
Annual Cost of Health Insurance per Employee	$9,500.00
Percentage of Cost Covered by:	
Company	75%
Employee	25%
Health Plan Annual Out-of-Pocket Maximum	$3,200

Generalized Criteria for Essential Health Benefits (EHB)

[following requirements outlined in the Affordable Care Act and US Code, including 42 USC Section 18022]

Covered employee's premium not to exceed 9.5% of annual wage	3.7%	MMQ
Annual Out-of-Pocket Maximum not to exceed $7,150 (2017)	$3,200	MMQ

Minimum essential health benefits covered (Company offers PPO):

(A) Ambulatory patient services	x
(B) Emergency services	x
(C) Hospitalization	x
(D) Maternity and newborn care	x
(E) Mental health/substance use disorder/behavioral health treatment	x
(F) Prescription drugs	x
(G) Rehabilitative and habilitative services and devices	x
(H) Laboratory services	x
(I) Preventive and wellness services and chronic disease management	x
(J) Pediatric services, including oral and vision care	x
No Annual Limits on Essential Health Benefits	x

I, the undersigned, hereby declare to the Governor's Office of Economic Development that the facts herein stated are true, and that I have attached sufficient plan information highlighting where our plan reflects meeting the 65% minimum threshold for the employe paid portion of the plan for GOED to independently confirm the same.

Peter Vrettas
Name of person authorized for signature

Signature

President and Chief Administrative Officer
Title

4/4/2018
Date

AMERICAN OVERSIGHT

SilverFlume
NEVADA'S BUSINESS PORTAL

AXION CORPORATION

Business Entity Information			
Status:	Active	File Date:	03/31/2016
Type:	Domestic Corporation	Entity Number:	E0146762016-7
Qualifying State:	NV	List of Officers Due:	03/31/2019
Managed By:		Expiration Date:	
Foreign Name:		On Admin Hold:	No
NV Business ID:	NV20161190704	Business License Exp:	03/31/2019

Additional Information	
Central Index Key	

Registered Agent Information			
Name:	CSC SERVICES OF NEVADA, INC.	Address 1:	2215-B RENAISSANCE DR
Address 2:		City:	LAS VEGAS
State:	NV	Zip Code:	89119
Phone:		Fax:	
Mailing Address 1:		Mailing Address 2:	
Mailing City:		Mailing State:	NV
Mailing Zip Code:			
Agent Type:	Commercial Registered Agent - Corporation		
Jurisdiction:	NEVADA	Status:	Active
View all business entities under this registered agent ()			

AMERICAN OVERSIGHT

STATE OF NEVADA
GOVERNOR'S OFFICE OF ECONOMIC DEVELOPMENT
BOARD MEETING
May 17, 2018

The meeting of the Board of Economic Development was called to order by Governor Brian Sandoval at the Legislative Counsel Bureau, 401 South Carson St, Room 3137, Carson City, Nevada, 89701; and via video conference at the Grant Sawyer Building, Legislative Counsel Bureau, Room 4412, 555 E. Washington Avenue, Las Vegas, Nevada, 89101.

1. CALL TO ORDER, ROLL CALL AND ESTABLISH QUORUM

VOTING BOARD MEMBERS PRESENT

Governor Brian Sandoval, State of Nevada
Lieutenant Governor Mark Hutchison, State of Nevada
Secretary of State Barbara Cegavske, State of Nevada
Dr. Weldon Havins, Director, Medical Jurisprudence and Ophthalmology, Touro University Nevada
Mr. Adam Kramer, Executive Vice President of Strategy, Switch, Inc.
Mr. James Barrett, Jr., President and Founder, The JABarrett Company
Dr. Dana Bennett, President, Nevada Mining Association
Mr. Dan Klaich, Voting Member at Large
Mr. Raymond Specht, Founder and CEO, Specht Leadership Consulting

NON-VOTING BOARD MEMBERS PRESENT

Mr. Don Soderberg, Director, Department of Employment Rehabilitation and Training

NON-VOTING BOARD MEMBERS ABSENT AND EXCUSED

Dr. Thom Reilly, Chancellor and Chief Executive Officer, Nevada System of Higher Education

STAFF MEMBERS PRESENT

Paul Anderson, Executive Director, GOED, Secretary of Board
Derek Armstrong, Deputy Director, GOED
Karsten Heise, Director of Technology Commercialization, GOED
Ryan Smith, Director of Business Operations, GOED
Brian Baluta, Director of Communications, GOED
Bob Potts, Director of Research, GOED
Stacey Bostwick, Workforce Development Program Coordinator, GOED
Gillian Barclay, Healthcare Industry Specialist, GOED
Michelle Sibley, Executive Assistant / HR Coordinator, GOED

AMERICAN OVERSIGHT

Melanie Sheldon, Program Manager, GOED
Mariah Heriman, Executive Assistant / Program Management Specialist, GOED

GUESTS PRESENT

Assemblywoman Irene Bustamante-Adams
Scott Anderson, Secretary of State's Office
Peter Keegen, Attorney General's Office
Shelli Long, Department of Taxation
Lezlie Helget, Department of Taxation
Lieutenant J. Wilson, Nevada Department of Corrections
Jeannette Calderan, Nevada State Board of Nursing
Catherine Prato-Lefkowitz, Nevada State Board of Nursing
Phil Klevorick, Clark County Economic Development
Bill Arent, City of Las Vegas
Barbara Coffee, City of Henderson
Peter Goldberg, City of North Las Vegas
Michelle Lindsey, NV Energy
Frank Woodbeck, Nevada System of Higher Education
Rhea Gustafson, Nevada Industry Excellence
Monica Moya, University of Phoenix
Luz Castro, College of Southern Nevada
Heather Maye, Truckee Meadows Community College
Barbara Walden, Truckee Meadows Community College
Camille Vega, Truckee Meadows Community College
Julia Millard, Brightwood College
Vasily Kamyshanov, NCLab
Cynthia Knight, Homewatch Caregivers
Robyn Ruelas, Eastridge Workforce Solutions
Brian Wilcox, Blackridge Technology, Inc.
Jonathan Wilson, Northern Nevada Transitional Housing
Billy Owensby, Quality Plastics, Inc.
Lea Tauchen, Abney Tauchen Group
Bailey Schulz, Las Vegas Review Journal
Arne Wagley, Nevada Citizen
Carol Wagley, Nevada Citizen
Nancy McCormick, EDAWN
Stan Thomas, EDAWN
Chris Ault, Jr., EDAWN
Jonas Peterson, LVGEA
Jared Smith, LVGEA
Michael Walsh, LVGEA
Perry Ursem, LVGEA
Anthony Ruiz, LVGEA
Andrew Haskin, NNDA

AMERICAN OVERSIGHT

Mark Newcomer, 3PEA International, Inc.
Chris Mueller, 3PEA International, Inc.
Jesse Bugarin, Alpha Guardian
Jason Palmberg, Alpha Guardian
Roger Jenkins, Alpha Guardian
Thomas Wendt, Axion Corporation
Tina Wendt, Axion Corporation
Peter Vrettas, Axion Corporation
Alan Larson, Axion Corporation
Elizabeth van den Abeelen, Axion Corporation
Charles van den Abeelen, Axion Corporation
Werner van den Abeelen, Axion Corporation
Richard Cox, Cannae Holdings, Inc.
Gary Amico, Amico and Associates, Inc.
Dean Pardee, Fortress Innovations, Inc.
Jeanne Benedetti, Fulcrum Sierra Biofuels, LLC
Robert Hagineros, Fulcrum Sierra Biofuels, LLC
Rob Sitterly, KRS Global Biotechnology, Inc.
Rick Roscetti, KRS Global Biotechnology, Inc.
Rob Sitterly, KRS Global Biotechnology, Inc.
Mirtha Fonte, KRS Global Biotechnology, Inc.
Robert Ronzio, KRS Global Biotechnology, Inc.
Craig Miller, Pictographics
Paul Eickhoff, Polaris Industries, Inc.
Conner Humphrey, Ritchie Bros. Auctioneers (America), Inc.
Randy Berry, Ritchie Bros. Auctioneers (America), Inc.

2. PUBLIC COMMENT

Mr. Brian Wilcox, Chief Information Security Officer (CISO), BlackRidge Technology (BlackRidge), provided public comment in Carson City. Mr. Wilcox advised he was the former CISO for the State of Nevada prior to joining Blackridge, a military grade cyber defense security company headquartered in Reno, Nevada. Mr. Wilcox noted his previous role had awarded him a unique vantage point to understanding the strengths, weaknesses, threats, and opportunities of the state's cyber defenses. Mr. Wilcox advised he'd come in front of the Board as an extension of his public trust obligation fostered while in official capacity with the state. Mr. Wilcox noted BlackRidge was unique in providing a solution that forever changed safe internet communications. Transport Access Control (TAC), the primary of seven patents held by BlackRidge, acts as the liaison between the chaos of the internet and organizational networks, preventing unapproved traffic from being initiated. The solution authenticates every connection on the first packet of data, resulting in an immediate reduction in malicious, unwanted traffic that poses the bulk of cyber threats. Mr. Wilcox would continue informing Nevada's state entities that the next generation of cyber defenses had arrived and BlackRidge would be managing efforts through the Nevada Office of Cyber Defense Coordination.

AMERICAN OVERSIGHT

Mr. Jared Smith, Chief Operating Officer, Las Vegas Global Economic Alliance (LVGEA) provided public comment from Las Vegas. Mr. Smith noted the May 17 meeting agenda comprised the most projects LVGEA had ever represented at a GOED Board meeting. Mr. Smith commended the companies, Nevada's Economic Development infrastructure staff, and the state's incentive and abatement programs.

3. GOVERNOR SANDOVAL'S COMMENTS

Governor Brian Sandoval opened the meeting and welcomed new Nevada Governor's Office of Economic Development (GOED) Board member Mr. Adam Kramer, Executive Vice President of Strategy, Switch, Inc. Mr. Kramer thanked Governor Sandoval and noted he was greatly appreciative for the opportunity to serve on the Board.

Governor Sandoval noted the meeting's robust agenda and thanked the GOED Board, Regional Development Authorities, local governments, and Nevada's institutions of higher learning for their work with companies considering Nevada for relocation or expansion.

4. APPROVAL OF THE MARCH 15, 2018 BOARD MEETING MINUTES

A MOTION WAS MADE BY MR. DAN KLAICH TO APPROVE THE MARCH 15, 2018 MEETING MINUTES; THIS MOTION WAS SECONDED BY MR. KRAMER. THE MOTION PASSED UNANIMOUSLY.

5. ABATEMENT APPLICATIONS FOR BOARD APPROVAL:

A. ADVANCED TECHNOLOGIES MANAGEMENT, INC. DBA PICTOGRAPHICS

- **SALES TAX ABATEMENT**
- **MODIFIED BUSINESS TAX ABATEMENT**
- **PERSONAL PROPERTY TAX ABATEMENT**

Mr. Perry Ursem, Vice President of Business Retention and Expansion, LVGEA presented Advanced Technologies Management, Inc. dba Pictographics (Pictographics), and provided a brief overview of the company and abatements sought. Pictographics is an industry leader in print technology, utilizing the latest hardware to deliver the highest quality products. The company produced graphics for events, trade shows, interior design, and architectural installations and is was a manufacturer for strategic partners. The expansion would add 27 new jobs, producing an average hourly wage of $27.35, and capital investment projections of $17.6m. Mr. Ursem was joined by Mr. Craig Miller, President and Chief Executive Officer, Pictograhics.

Mr. Miller advised Pictographics planned to expand its existing southern Nevada manufacturing facility in conjunction with leasing or purchasing a second facility. The company started as a family-run, suburban home-based, credit-card-financed business and evolved into a 'world class' company. The company has been the principal graphics provider for the Fiesta Bowl, BCS

AMERICAN OVERSIGHT

National Championship, NBA All Star Games, and for key exhibitors at the Consumer Electronics Show (CES) including Intel, Nokia, and LG Electronics. Pictographics continued to expand its market by becoming a total solution provider and by partnering with other solutions companies. Mr. Miller noted the company was currently forming an alliance with Hewlett-Packard (HP) to become a manufacturing center for 3D printing. Pictographics had been named the beta site for HP's new 580 color printer and the beta site for Mimaki USA's 3DUJ-553 photorealistic 3D printer.

Lieutenant Governor Mark Hutchison asked whether the company's technology was intellectual property (IP) protected. Mr. Miller confirmed Pictographics had several patents and initial access to certain products and technologies. To support this the company had teamed up with high schools, and the university system, to develop the talent pipeline required for the progressive additive manufacturing sector. Additionally, the company planned to grow its intern program to offer internships to UNLV undergraduate and graduate students. Mr. Miller highlighted the University of Las Vegas' (UNLV) engineering program and noted the company had excellent experiences working with Mr. Rama Venkat, Dean, UNLV Howard R. Hughes College of Engineering.

A MOTION WAS MADE BY MR. KLAICH TO APPROVE THE APPLICATION FOR A SALES TAX ABATEMENT, MODIFIED BUSINESS TAX ABATEMENT, AND PERSONAL PROPERTY TAX ABATEMENT AS DESCRIBED IN AGENDA ITEM 5A. THIS MOTION WAS SECONDED BY SECRETARY OF STATE BARBARA CEGAVSKE. THE MOTION PASSED UNANIMOUSLY.

B. AXION CORPORATION

- **SALES TAX ABATEMENT**
- **MODIFIED BUSINESS TAX ABATEMENT**
- **PERSONAL PROPERTY TAX ABATEMENT**

Mr. Stan Thomas, Executive Vice President, Economic Development Authority of Western Nevada (EDAWN), presented Axion Corporation and provided a brief overview of the company and abatements sought. Axion Corporation is a provider of satellite-based entertainment services for the consumer and commercial markets. Axion Corporation is considering establishing a facility in Reno, NV. The northern Nevada facility would house the company's engineering, manufacturing, distribution, headquarters, and satellite support services. The company planned to invest over $27m in capital equipment and anticipated hiring 205 employees with an average wage over $40.00 an hour. Mr. Thomas was joined by Mr. Thomas Wendt, Chief Executive Officer, Axion Corporation

Mr. Wendt advised Axion Corporation provided advanced satellite technologies and services that enabled consumer and residential access to a new generation of high throughput satellites. Axion Corporation would initially deliver products in the United States however the first satellite's coverage would include North America, Mexico, Latin America, the Caribbean. The company's initial target market was the 14 million households in the United States currently with little or no

AMERICAN OVERSIGHT

access to residential broadband services. The economic incentives and dynamic business climate were important reasons Axion Corporation had reviewed as a Nevada location.
Governor Sandoval inquired whether the company's service would be accessible in rural Nevada. Mr. Wendt confirmed this was accurate and advised the first three spot beams to be launched would be in northern Nevada. Thus, providing broadband capabilities to any citizen in the State of Nevada.

Governor Sandoval inquired about the specific skill sets sought in employees. Mr. Wendt advised approximately half of the company's employees would be required to have engineering skillsets. However, the company would also be seeking to fill roles in manufacturing, distribution, IT, business development, and corporate headquarter positions.

Governor Sandoval inquired whether the company planned to work with Nevada learning institutions for recruitment purposes. Mr. Wendt noted the company anticipated collaborating with the University of Reno (UNR) and UNLV for hiring and employment program purposes.

Secretary of State Cegavske inquired whether the company also planned to reach out to community colleges. Mr. Wendt advised EDAWN had connected the company with local community colleges and Axion Corporation was exploring the opportunity to develop a 12-week training process.

A MOTION WAS MADE BY LIEUTENANT GOVERNOR HUTCHISON TO APPROVE THE APPLICATION FOR A SALES TAX ABATEMENT, A MODIFIED BUSINESS TAX ABATEMENT AND A PERSONAL PROPERTY TAX ABATEMENT AS DESCRIBED IN AGENDA ITEM 5B. THIS MOTION WAS SECONDED BY DR. WELDON HAVINS. THE MOTION PASSED UNANIMOUSLY.

C. CAREMARK, LLC
- **SALES TAX ABATEMENT**
- **MODIFIED BUSINESS TAX ABATEMENT**
- **PERSONAL PROPERTY TAX ABATEMENT**

D. CAREMARK, LLC
- **CATALYST FUND**

Governor Sandoval advised Agenda Items 5C and 5D would be heard together.

Mr. Michael Walsh, Vice President of Economic Development, LVGEA, presented Caremark, LLC, and provided a brief overview of the company and abatements sought. Caremark, LLC, operates as a subsidiary of the American retail and health care company CVS Health (CVS). CVS is a Fortune 10 company and is presently the largest pharmacy chain in the United States in terms of number of locations and total prescription revenues. Caremark, LLC offers prescription benefits management services in the United States. The company designs and fulfills prescription drug benefit plans. The company offers prescription benefit services, including local retail pharmacy and home delivery options; specialty pharmacy services, such as pharmaceuticals and other therapeutic services for participants with chronic or genetic disorders; and care patterns

AMERICAN OVERSIGHT

disease management programs, which provide participant care for complex conditions. Caremark, LLC anticipates hiring 102 new employees in the first 24 months of operations, with an average hourly wage of $25.73. The company anticipated making a capital investment of $5m in equipment. Mr. Walsh thanked Mr. Gustavo Perez, Senior Manager - Indirect Tax, Ernst & Young for bringing this opportunity to the State of Nevada. Mr. Walsh was joined by Mr. Dan Klein, Director of Engineering, Caremark, LLC.

Mr. Klein advised CVS/Caremark, LLC had recently been focused on the creation of a prescription management service center that would provide innovative tools and strategies to help improve clinical outcomes for client plan members while assisting them in managing pharmacy overall health care costs. The company was seeking the most operationally efficient and cost-effective location to accommodate its business needs as the company was planning for large capital and hiring commitments. Mr. Klein highlighted the company's commitment to community engagement and corporate citizenship via event sponsorship, volunteerism, and disaster relief. The company is also committed to leveraging local universities to increase high-paying positions in the pharmaceutical sector, which in turn would drive industry growth. Mr. Klein noted the opportunity for partnerships and collaborations with UNLV, the College of Southern Nevada (CSN), and other southern Nevada institutions.

Governor Sandoval requested additional information on the role of a prescription management service. Mr. Klein advised the center would be staffed with employees versed in handling high-touch patient counseling, coaching, and therapy management. In the specialty pharmacy business there was a significant volume of high-touch patients requiring nursing, pharmacist intervention, and additional specialized medical services. The services provided by the new facility would be focused nationally and delivered telephonically.

Governor Sandoval inquired about the specific skill sets sought in employees. Mr. Klein advised the company would primarily be seeking pharmacy technicians, pharmacists, and nurses.

Governor Sandoval asked about the company's next steps should it be awarded the abatements sought. Mr. Klein advised the company would make it final decision, on the location for its prescription management service center, within a week.

Governor Sandoval inquired whether Nevada's incentive packages were important in terms of the company's decision to locate in Nevada. Mr. Klein confirmed this was a critical factor in the company's decision-making process.

A MOTION WAS MADE BY MR. RAYMOND SPECHT TO APPROVE THE APPLICATION FOR A SALES TAX ABATEMENT, A MODIFIED BUSINESS TAX ABATEMENT, A PERSONAL PROPERTY TAX ABATEMENT AS DESCRIBED IN AGENDA ITEM 5C, AND A CATALYST FUND GRANT IN AN AMOUNT NOT TO EXCEED $350,000, AS DESCRIBED IN AGENDA ITEM 5D. THIS MOTION WAS SECONDED BY MR. KRAMER. THE MOTION PASSED UNANIMOUSLY.

AMERICAN OVERSIGHT

E. FORTRESS INNOVATIONS, INC.

- **SALES TAX ABATEMENT**
- **MODIFIED BUSINESS TAX ABATEMENT**
- **PERSONAL PROPERTY TAX ABATEMENT**

Mr. Ursem, LVGEA, presented Fortress Innovations, Inc. and provided a brief overview of the company and abatements sought. Fortress Innovations, Inc. is a vertically integrated company that manufactures and sells a proprietary structural wall system named the "1WallSystem™ which allows construction to be done faster, stronger, less-expensive and with the highest energy-efficiency and fire ratings in the market. The company also manufactures steel framing components, steel trusses and distributes a suite of proprietary insulation paints/coatings for commercial, industrial and domestic/residential use that significantly increase energy performance by deflecting over 98% of the sun's heat and ultraviolet rays and significantly reduces acoustic levels while providing a protective "skin" over the structure to protect it against the elements over a 25-year life-cycle. The project would include 30 new hires at an average hourly wage of $25.18, and a capital investment of approximately $5.6m. Mr. Ursem was joined by Mr. Dean Pardee, Chief Executive Officer, Fortress Innovations, Inc.

Mr. Pardee advised the Fortress Innovations, Inc. planned to build a 275,000-square-foot permanent manufacturing facility in southern Nevada. In order to commence production while its manufacturing plant was built, the company would lease 10,000 to 20,000 square feet in a Nevada location. Mr. Pardee noted the company was a US military veteran 1st hiring company and would actively participate in military support, environmental, affordable housing, homelessness, and animal therapy support initiatives.

Governor Sandoval asked if the company planned to do its own development or sell its projects to developers. Mr. Pardee advised the company planned to do both. The company was currently speaking with several large builders and companies directly involved with the residential and commercial construction industry in Nevada. There may be opportunity build a client base, or form joint ventures in addition to the company's own projects.

Mr. James Barrett inquired about the specific skill sets sought in employees. Mr. Pardee advised, from a framing standpoint, a team could be trained within 48 hours. The company had significantly simplified the building process to enable this. The Los Angeles Department of Building and Safety had stated it was the best technology seen in 30 years.

Mr. Specht asked about the company's employment projection of 180 new jobs created in five-years. Mr. Pardee advised there would be employment across all areas of the company including factory workers, field construction, developers, and construction managers.

A MOTION WAS MADE BY MR. BARRETT TO APPROVE THE APPLICATION FOR A SALES TAX ABATEMENT, A MODIFIED BUSINESS TAX ABATEMENT, AND A PERSONAL PROPERTY TAX ABATEMENT AS DESCRIBED IN AGENDA ITEM 5E. THIS MOTION WAS SECONDED BY MR. KLAICH. THE MOTION PASSED UNANIMOUSLY.

AMERICAN OVERSIGHT

F. FULCRUM SIERRA BIOFUELS, LLC

- **SALES TAX ABATEMENT**
- **MODIFIED BUSINESS TAX ABATEMENT**
- **PERSONAL PROPERTY TAX ABATEMENT**
- **REAL PROPERTY TAX ABATEMENT**

Ms. Nancy McCormick, Senior Vice President of Retention and Expansion, EDAWN, presented Fulcrum Sierra Biofuels, LLC and provided a brief overview of the company and abatements sought. Fulcrum Sierra BioFuels, LLC (Fulcrum) is a wholly-owned subsidiary of Fulcrum BioEnergy, Inc (FBE). FBE was formed to develop a reliable and efficient process for converting municipal solid waste (MSW) into renewable transportation fuels. Fulcrum Sierra BioFuels, LLC's existing Feedstock Processing Facility in Storey County processes MSW-derived feedstock to be shredded and compacted for transport to the company's Biorefinery, where it would be converted into renewable transportation fuels, including jet fuel and diesel. The Biorefinery, also in Storey County, would produce transportation fuel that competed directly with high-priced fossil fuels, and was expected to have a lower cost, lower carbon, and lower emissions than traditional fossil fuel alternatives. Collectively the Feedstock Processing Facility and Biorefinery would convert approximately 175,000 tons per year of MSW, or household garbage, into approximately 10.5 million gallons per year (800 barrels per day) of renewable Syncrude that would be upgraded and processed into low-carbon transportation fuel products. The project would include an equipment investment of approximately $13.25m, and building costs exceeding $12.9m. The company would add 13 positions at an average hourly rate of $22.04. Ms. McCormick was joined by Ms. Jeanne Benedetti, Senior Director Project Development, Fulcrum Sierra Biofuels, LLC.

Ms. Benedetti advised Fulcrum planned to commence the Stage 2 expansion of its Feedstock Processing Facility located in Storey County, Nevada. This will include an additional 29,000 square-feet of building to accommodate the installation of additional processing equipment.

Governor Sandoval inquired whether the waste streams came directly to the company, or through a waste management organization. Ms. Benedetti advised, the trash went through the local waste management transfer station. When Fulcrum was ready to receive a trash shipment it turned on a green light at the front of its facility. The route trucks going past would turn into Fulcrum's facility rather than continuing a quarter mile to the scale house.

Governor Sandoval asked whether the company's process could make landfills obsolete. Ms. Benedetti noted the company could not accept trash such as tires and mattresses, however the process contributed to a significant landfill reduction.

Mr. Klaich asked about the economics of this process. Ms. Benedetti advised Fulcrum's product costs approximately one dollar a gallon to produce. As the feedstock was free the production costs were significantly less than those of fossil fuel.

A MOTION WAS MADE BY MR. KRAMER TO APPROVE THE APPLICATION FOR A SALES TAX ABATEMENT, A MODIFIED BUSINESS TAX ABATEMENT, A PERSONAL PROPERTY TAX ABATEMENT, AND A REAL PROPERTY

AMERICAN OVERSIGHT

ABATEMENT AS DESCRIBED IN AGENDA ITEM 5F. THIS MOTION WAS SECONDED BY MR. KLAICH. THE MOTION PASSED UNANIMOUSLY.

G. KRS GLOBAL BIOTECHNOLOGY, INC.
- **SALES TAX ABATEMENT**
- **MODIFIED BUSINESS TAX ABATEMENT**
- **PERSONAL PROPERTY TAX ABATEMENT**

H. KRS GLOBAL BIOTECHNOLOGY, INC.
- **CATALYST FUND**

Governor Sandoval advised Agenda Items 5G and 5H would be heard together.

Mr. Walsh, LVGEA, presented KRS Global Biotechnology, Inc., and provided a brief overview of the company and abatements sought. KRS Global Biotechnology, Inc. makes custom pharmaceuticals; sterile products such as syringes and IV bags; purified water for drug manufacturing; and a kit used by hospitals and other compounding pharmacies to test their technicians. The company provides its services to patients, surgery centers, ophthalmology clinics, hospitals, universities, and veterinarians nationwide and is committed to being the top provider of these compounding services while developing quality processes that facilitate the highest level of safety for patients of parenteral, enteral, oral, and topical preparations. KRS Global Biotechnology, Inc. is a FDA registered medical device manufacturer and registered 'outsourcer of human drugs' under The Drug Quality and Security Act, a law designed to help protect consumers from exposure to pharmaceutical drugs that may be counterfeit, stolen, contaminated, or otherwise harmful. The project would involve the hire of 50 new employees in at an average hourly wage of $25.00 and a capital investment of $34.5m. Mr. Walsh was joined by Mr. Riccardo Roscetti, President and Chief Operating Officer, KRS Global Biotechnology, Inc.

Mr. Roscetti advised, as a result of the increased demand for the company's products and services, KRS Global Biotechnology, Inc. would be expanding capacity to provide additional manufacturing, research and development, and warehousing operations. The company is currently evaluating the construction of a licensed pharmaceutical manufacturing facility. The new facility would be 150,000 square foot of newly constructed space housing clean rooms, production lines, and warehousing.

Governor Sandoval asked about the roles to be filled at the company’s new facility. Mr. Roscetti advised there were various skill sets sought, one of these being technicians. The company had previously set up a technician training school, in Florida, for pharmacy tech certifications. Mr. Roscetti noted the company would seek opportunities to work with local colleges and universities to train the workforce for its new facility.

Governor Sandoval asked, assuming favorable consideration of its application, would the company be likely to select Nevada. Mr. Roscetti confirmed the company was committed to a Nevada location and noted the company had been attracted to Nevada for its well-trained

AMERICAN OVERSIGHT

workforce, attractive economic environment, and commitment to the biotechnology pharmaceutical space via the UNLV Medical School.

Lieutenant Governor Hutchison asked if UNLV's Medical School has been an integral factor in the company's decision to consider Nevada. Mr. Roscetti confirmed and advised generally, strong medical schools had the talent, production capabilities, and products sought by the company.

Lieutenant Governor Hutchison asked if the company had been in contact with the UNLV Medical School thus far. Mr. Roscetti advised the company planned to make contact regarding collaboration opportunities

A MOTION WAS MADE BY MR. BARRETT TO APPROVE THE APPLICATION FOR A SALES TAX ABATEMENT, A MODIFIED BUSINESS TAX ABATEMENT, A PERSONAL PROPERTY TAX ABATEMENT AS DESCRIBED IN AGENDA ITEM 5G, AND A CATALYST FUND GRANT IN AN AMOUNT NOT TO EXCEED $640,000, AS DESCRIBED IN AGENDA ITEM 5H. THIS MOTION WAS SECONDED BY MR. KLAICH. THE MOTION PASSED UNANIMOUSLY.

I. POLARIS INDUSTIRES, INC.

- **SALES TAX ABATEMENT**
- **MODIFIED BUSINESS TAX ABATEMENT**
- **PERSONAL PROPERTY TAX ABATEMENT**

Mr. Andrew Haskin, Director of Business Development, Northern Nevada Development Authority (NNDA), presented Polaris Industries, Inc., and provided a brief overview of the company and abatements sought. Polaris Industries, Inc. designs, engineers, manufactures, and markets power sports vehicles worldwide. The company offers ORVs, including all-terrain vehicles and side-by-side vehicles for recreational and utility use; snowmobiles; motorcycles; and low emission, light duty hauling, passenger, commercial, and industrial vehicles, as well as snow bike conversion kit systems. Polaris Industries, Inc. also produces or supplies various replacement parts and accessories and manufactures, distributes, retails, and installs aftermarket parts and accessories for light trucks, jeeps, sport-utility vehicles, and other four-wheel drive vehicles. In addition, the company sells recreational apparel through a network of dealers and distributors, as well as online. The project would create 64 new jobs at an average hourly wage of $21.95 an hour with an approximate investment of $13.6m in capital equipment. Mr. Haskin was joined by Mr. Paul Eickhoff, Senior Director of Distribution, Polaris Industries, Inc.

Mr. Eickhoff advised Polaris Industries, Inc. was considering building a 500,000 square-foot facility in the Lyon County. The proposed project would establish the company's first western United States distribution center.

Governor Sandoval asked whether the company would seek a new or existing facility. Mr. Eickhoff advised the company would be seeking a green field, ground up build.

AMERICAN OVERSIGHT

Governor Sandoval asked, assuming favorable consideration of its application, would the company be likely to select Nevada. Mr. Eickhoff advised a decision was anticipated within the forthcoming few weeks.

Mr. Kramer noted the company's application listed the City of Fernley, as a potential location, and highlighted that the Mayor of Fernley was a committed partner in economic development, and would be a great local partner for the company.

A MOTION WAS MADE BY MR. KLAICH TO APPROVE THE APPLICATION FOR A SALES TAX ABATEMENT, A MODIFIED BUSINESS TAX ABATEMENT, AND A PERSONAL PROPERTY TAX ABATEMENT AS DESCRIBED IN AGENDA ITEM 5H. THIS MOTION WAS SECONDED BY SECRETARY OF STATE CEGAVSKE. THE MOTION PASSED UNANIMOUSLY.

J. RITCHIE BROS. AUCTIONEERS (AMERICA), INC.

- **SALES TAX ABATEMENT**
- **MODIFIED BUSINESS TAX ABATEMENT**
- **PERSONAL PROPERTY TAX ABATEMENT**

Mr. Ursem, LVGEA presented Ritchie Bros. Auctioneers (America) Inc. (RBA), and provided a brief overview of the company and abatements sought. RBA is the world's largest industrial auctioneer. The company is headquartered in Burnaby, Vancouver, and has 110 locations in 25 countries and 44 auction sites worldwide. RBA has been operating in the State of Nevada since October 29, 1997. The company operates across multiple sectors including transportation, agricultural, material handling, mining, forestry, petroleum, and marine industries. RBA sells, through unreserved public auctions, a broad range of used and unused industrial assets such as equipment, trucks and other assets utilized in the construction. The expansion would include 25 new jobs at an average hourly wage of $22.94 and project capital investment of $3m. Mr. Ursem thanked Ms. Gina Gavin, Director of Economic Development, City of North Las Vegas (NLV), NLV's Economic Development team, and Mayor John Lee for their letter support of RBA's application. Mr. Ursem was joined by Mr. Randy Berry, Senior Vice President of Digital Operations, RBA, and Mr. Connor Humphrey, Vice President, GovPlanet.

Mr. Berry advised the company planned to expand its southern Nevada operations to establish a 169,080 square-foot warehouse facility that would be used to manage the storage and distribution of equipment. The warehouse will be the central processing center in the region handling storage, logistics, inventory management, auction management, and delivery orders.

Governor Sandoval asked, assuming favorable consideration of its application, would the company be likely to expand in Nevada. Mr. Berry confirmed this was the case.

Governor Sandoval where the company new facility would be located. Mr. Humphrey confirmed the new facility would be located in NLV, close enough to leverage the company's existing auction site for certain asset types not requiring significant indoor storage and handling.

AMERICAN OVERSIGHT

Governor Sandoval asked about the company's hiring and recruitment plans. Mr. Berry advised the company would initially seek to fill key warehouse operations positions and would continue to hire warehouse staff as the company built out its operation. This would include supervisors, inventory management coordinators, merchandising, coordinators, receiving clerks, shipping clerks, and other support personnel.

Lieutenant Governor Hutchison inquired about the online aspect of the business. Mr. Berry noted the company had multiple online selling platforms including IronPlanet selling core heavy equipment, construction, and trucks, and GovPlanet which is focused on government assets.

Mr. Kramer abstained from the vote due to potential conflicts.

A MOTION WAS MADE BY DR. HAVINS TO APPROVE THE APPLICATION FOR A SALES TAX ABATEMENT, A MODIFIED BUSINESS TAX ABATEMENT, AND A PERSONAL PROPERTY TAX ABATEMENT AS DESCRIBED IN AGENDA ITEM 5J. THIS MOTION WAS SECONDED BY MR. SPECHT. THE MOTION PASSED UNANIMOUSLY.

K. SEPHORA USA, INC.

- **SALES TAX ABATEMENT**
- **MODIFIED BUSINESS TAX ABATEMENT**
- **PERSONAL PROPERTY TAX ABATEMENT**

Mr. Walsh, LVGEA, presented Sephora USA, Inc. and provided a brief overview of the company and abatements sought. Sephora USA, Inc. is a French chain of cosmetics stores founded in 1969. Featuring nearly 300 brands, along with its own private label, Sephora offers beauty products including makeup, skincare, body, fragrance, nail color, and haircare. Sephora is owned by luxury conglomerate Moet Hennessy Louis Vuitton as of 1997. Sephora USA, Inc. operates approximately 1,900 locations in 33 countries worldwide, with an expanding base of over 430 stores across the Americas. The company also had 590 Sephora locations in JCPenney stores across the US. In addition to the company's number of stores, Sephora offered its products for sale on its website. The project would comprise approximately $36m in capital investment and the hire of 60 employees at an average wage of $24.05. Mr. Walsh was joined by Mr. Jeff Ritacco, Vice President of Logistics, Sephora USA, Inc. and John Lenio, Executive Vice President, CBRE Group.

Mr. Ritacco advised Sephora USA, Inc. was considering opening a 715,000 square-foot distribution facility in NLV. The proposed project would include a new regional distribution center which would ship products to stores and customers located in 11 western states. At full operations, the new distribution center would process approximately $100m in goods a year. Additionally, all employees would be new and there would be no transfer of jobs from one distribution center to another.

AMERICAN OVERSIGHT

Governor Sandoval asked about the company's next steps should it be awarded the abatements sought. Mr. Ritacco advised the company was keen to decide swiftly and noted the Board's approval of tax incentives would greatly assist the company's decision to locate in Nevada.

Governor Sandoval asked when the company planned to be operational at its new site. Mr. Ritacco advised operations were anticipated to commence by July of 2019.

Mr. Specht highlighted the company's focus on hiring veterans or persons with a disability status. Mr. Lenio advised such hires currently made up 15% of the company's Mississippi facility's workforce and the company frequently worked with states and counties to develop and implement training programs. Mr. Specht noted the potential for partnerships with Opportunity Village.

A MOTION WAS MADE BY SECRETARY OF STATE CEGAVSKE TO APPROVE THE APPLICATION FOR A SALES TAX ABATEMENT, A MODIFIED BUSINESS TAX ABATEMENT, AND A PERSONAL PROPERTY TAX ABATEMENT AS DESCRIBED IN AGENDA ITEM 5K. THIS MOTION WAS SECONDED BY LIEUTENANT GOVERNOR HUTCHISON. THE MOTION PASSED UNANIMOUSLY.

6. ABATEMENT APPLICATIONS FOR DIRECTOR APPROVAL:

A. 3PEA INTERNATIONAL, INC.

- **SALES TAX ABATEMENT**
- **MODIFIED BUSINESS TAX ABATEMENT**
- **PERSONAL PROPERTY TAX ABATEMENT**

Mr. Ursem, LVGEA, presented 3PEA International, Inc., and provided a brief overview of the company and abatements sought. 3PEA International, Inc. designs and develops payment solutions, prepaid card programs, and processing services under the PaySign® brand name for corporate, consumer, and government applications. The company offers various services, including transaction processing, cardholder enrollment, value loading, cardholder account management, reporting, and customer service through PaySign® platform, a proprietary card processing platform. It also develops prepaid card programs for healthcare reimbursement payments, pharmaceutical co-pay assistance, corporate expense and per diem payments, and donor payments for source plasma and automobile dealership incentives, as well as payroll cards, general purpose re-loadable cards, travel cards, and loyalty rewards cards for the hospitality industry. In addition, the company offers Buy and Bill programs for patients to purchase directly from physician's office or through an infusion center for physician administered therapies; and Survey Instant Rewards card programs for organizations to gather survey data. The company's principal target markets for processing services comprise prepaid card issuers, retail and private-label issuers, small third-party processors, and small and mid-size financial institutions in the United States and internationally. The project would hire 35 new employees at an average hourly wage of $40.20 with a projected $828,000 in capital investment. Mr. Ursem was joined by Mr. Christian Mueller, Controller, 3PEA International, Inc., and Mr. Mark Newcomer, President and Chief Operating Office, 3PEA International, Inc.

AMERICAN OVERSIGHT

Mr. Newcomer advised, in order to accommodate its southern Nevada expansion plans, 3PEA International, Inc. was seeking to relocate from its current 11,541 square-foot space to a 21,000 square-foot facility. The company relocated to Nevada in 2004 with a total of three employees. Since that time, Nevada had afforded the company a great climate to grow in.

Governor Sandoval asked about the company's recruitment and hiring plans. Mr. Newcomer advised, so far, the company had been able to successfully source its workforce locally. These roles had included customer service relationship management, and front and back-end development, and biopharmaceutical sales.

Director Anderson noted the company's approval for an MBT abatement was contingent upon the Department of Taxation's pending determination on the company's status as a financial institution.

DIRECTOR ANDERSON APPROVED THE APPLICATION FOR A SALES TAX ABATEMENT, AND A PERSONAL PROPERTY TAX ABATEMENT AS DESCRIBED IN AGENDA ITEM 6A. DIRECTOR ANDERSON APPROVED THE COMPANY'S APPLICATION FOR A MODIFIED BUSINESS TAX ABATEMENT, PENDING THE OUTCOME OF THE DEPARTMENT OF TAXATION'S DETERMINATION OF THE COMPANY'S STATUS, AS DESCRIBED IN AGENDA ITEM 6A.

B. ALPHA GUARDIAN

- **SALES TAX ABATEMENT**
- **MODIFIED BUSINESS TAX ABATEMENT**
- **PERSONAL PROPERTY TAX ABATEMENT**

Mr. Walsh, LVGEA, presented Alpha Guardian and provided a brief overview of the company and abatements sought. Alpha Guardian is a leader in the residential safe, security and storage industry. The company was established in August 2017 following the announcement that MidOcean Partners was partnering with Cannon Safe, Inc. and simultaneously combining it with Stack-On Products to create a market leader in the residential safe and secure storage sector. Cannon and Stack-On bring together two highly complementary operations. The project would hire 35 new employees at an average wage of $26.92. The company planned to make a capital investment of $181,530. Mr. Walsh was joined by Mr. Jesse Bugarin, Chief Project Office Alpha Guardian and Mr. Roger Jenkins, Vice President of Finance, Alpha Guardian.

Mr. Bugarin advised Alpha Guardian was planning to expand its current Nevada operations. The company was currently renting a 24,000 square-foot facility in southern Nevada. The planned expansion would require a facility of at least 100,000 square feet. The company was also considering relocating its Chicago Stack-On brand operations from Illinois to Las Vegas.

Lieutenant Governor Hutchison asked about the operations at the expanded facility. Mr. Bugarin advised the expansion would primarily accommodate distribution.

AMERICAN OVERSIGHT

Mr. Jenkins noted the company had experienced great success working with UNLV to offer internship programs. One participant in the internship program had been hired by the company upon graduating. Mr. Jenkins also noted the company had a commitment to supporting its employees' learning and growth and had implemented a program called Alpha Guardian University. The program focused on adult literacy. Alpha Guardian University has executed 1,300 hours of training between 2016 and 2018.

DIRECTOR ANDERSON APPROVED THE APPLICATION FOR A SALES TAX ABATEMENT, A MODIFIED BUSINESS TAX ABATEMENT, AND A PERSONAL PROPERTY TAX ABATEMENT AS DESCRIBED IN AGENDA ITEM 6B.

C. CANNAE HOLDINGS, INC.

- **SALES TAX ABATEMENT**
- **MODIFIED BUSINESS TAX ABATEMENT**
- **PERSONAL PROPERTY TAX ABATEMENT**

Mr. Walsh, LVGEA, presented Cannae Holdings, Inc., and provided a brief overview of the company and abatements sought. Cannae Holdings, Inc. is a diversified investment company headquartered in Las Vegas. The firm primarily invests in restaurants, technology enabled healthcare services, financial services and more. Cannae's strategic acquisitions contain a mix of majority and minority owned businesses with significant underlying value. These holdings include majority and minority equity investment stakes in a number of entities, including American Blue-Ribbon Holdings, LLC (ABRH), and Ceridian Holding, LLC (Ceridian). In October 2017, the company purchased the shares of T-System Holding, LLC. T-System is a provider of clinical documentation and coding solutions to hospital-based and free-standing emergency departments and urgent care facilities. The project would hire 50 new employees at $36.90. The company planned to make a capital investment of approximately $1.1m. Mr Walsh was joined by Mr. Richard Cox, Executive Vice President and Chief Financial Officer, Cannae Holdings, Inc. and Mr. Gary Amico, Amico and Associates, Inc.

Mr. Cox advised Cannae Holdings, Inc. was considering building headquarter operations adjacent to its existing Las Vegas facility. The project would involve hiring of financial, information technology, and accounting personnel.

Mr. Cox highlighted the company's commitment to Las Vegas and the local community and noted the company was involved in various corporate citizenship and community engagement activities. The executive group of Cannae included Mr. Bill Foley, the lead person of the ownership group responsible for bringing the National Hockey League to Las Vegas and Nevada. The Vegas Golden Knights were associated with the Golden Knights Foundation, an organization that serves as the primary charitable link between the Vegas Golden Knights and the Las Vegas community.

The Folded Flag Foundation was also an organization with an executive board that included Mr. Bill Foley and Mr. Richard Cox, the CFO of Cannae Holdings, Inc. The Folded Flag Foundation's mission was to provide educational scholarships and support grants to the spouses and children of the United States military and governmental personnel who died as a result of

AMERICAN OVERSIGHT

hostile action or in an accident related to U.S. combat operations. The Folded Flag Foundation recently held an event at The Cosmopolitan on March 29, 2018 where it raised more than $50k to help support the families of fallen heroes.

Director Anderson asked whether the company intended to hire locally. Mr. Cox advised the company initially sought to recruit locally. So far, most of the company's workforce had been sourced from Las Vegas, and the company anticipated this continuing to the extent the required talent was available.

Director Anderson inquired whether the company worked with any of the universities for recruiting purposes. Mr. Cox advised the company offered entry level roles and was currently looking at partnerships with UNLV and other local learning institutions. The company also planned to explore collaborations with UNLV to develop internship programs.

DIRECTOR ANDERSON APPROVED THE APPLICATION FOR A SALES TAX ABATEMENT, A MODIFIED BUSINESS TAX ABATEMENT, AND A PERSONAL PROPERTY TAX ABATEMENT AS DESCRIBED IN AGENDA ITEM 6C.

7. WORKFORCE INNOVATION FOR THE NEW NEVADA (WINN) FUND PROGRAM APPLICATIONS - FOR BOARD APPROVAL

A. RENO AREA DATA ANALYTICS - REQUEST FOR APPROVAL TO ENTER INTO A WINN GRANT AGREEMENT NOT TO EXCEED $300,000

Ms. Stacey Bostwick, Workforce Development Program Coordinator, GOED, introduced Agenda Item 7A and noted GOED has been working with its partners Truckee Meadows Community College (TMCC), NCLab, and Desert Research Institute's AIC to develop a first building block of the Machine Learning option within the Advanced Automation and Robotics track of LEAP Advanced ICT (Information Communications Technology). This building block would address the growing workforce requirements for skills in Data Analytics and would be a decisive contribution to add to and considerably strengthen the talent pool in this field benefitting effectively every industry in Nevada as well as attracting 21st century technology heavy companies to locate in the state. This project was now seeking funding to develop a completely online, hands-on and self-paced learning program (non-credit) and make it available to 500 workers and job seekers, in the Reno area, to provide the skills and knowledge necessary for employment and growth in analytical professions. Ms. Bostwick was joined by Ms. Barbara Walden, Director of Applied Technologies, TMCC, Mr. Vasily Kamyshanov, the Chief Operating Officer, NCLab, and Mr. Russ Riggs, the Chief Operating Officer, Lift 361.

Ms. Walden noted, as Nevada's economy became more diverse, it brought the challenge of upskilling the workforce. The Panasonic Preferred Pathway (P3) training program was an example of meeting those workforce challenges via innovative programs and delivery methods. This had enabled Panasonic to hire the trained employees it required at the Tesla Gigafactory and allowed for Nevadans with no advanced manufacturing experience to receive the training necessary to work in one of Nevada's most promising and emerging industries. Another

AMERICAN OVERSIGHT

identified challenge was building Nevada's technology sector pipeline. Coding, cyber security, and data analytics were greatly in-demand skill sets. Additionally, these skills were not unique to technology, and crossed every industry sector including marketing, health care, business, and government.

Mr. Kamyshanov advised NCLab had developed online courses for STEM disciplines and was currently part of a Nevada Ready 21 Program for middle schools. NCLab is also working with Clark County, Washoe County, and rural areas of Nevada. This project would enable NCLab to qualify students to become workforce ready for technology based careers.

Mr. Riggs advised his company focused exclusively on analytics. The company offered custom analytics based on client's specific needs. The company's services were highly specialized and attracting talent had been difficult in the past. Mr. Riggs stated the project would introduce more data analytics into schools and equip more students with skills in this area.

Governor Sandoval inquired about the process of signing up for the program. Ms. Walden advised, for the purposes of the WINN funds, there would be an intake process including an application for the funding and assessment of an applicant's overall objective in participating and completing the program.

Director Anderson inquired about the program development and maintenance costs. Mr. Kamyshanov advised online education has a solid propriety platform to deliver complex knowledge to people, and this course would be developed together with participating companies to really match the job demand. Once the set was developed the costs to support it would be low. Once developed, it could easily scale to an unlimited number of students.

Director Anderson about the program timeframes. Ms. Waldon noted promotion and intake would commence within two months with a targeted course commencing by October 2018. Each course would take 80-120 hours for completion and it was estimated funding will be fully utilized by June 30, 2019. Program outcomes would be reported and evaluated using self-reported data gathered from participants and employer partners to understand the placement and wage gains experienced as a result of program completion.

A MOTION WAS MADE BY DR. DANA BENNETT TO APPROVE THE REQUEST OF RENO AREA DATA ANALYTICS TO ENTER INTO A WINN GRANT AGREEMENT NOT TO EXCEED $300,000 AS DESCRIBED IN AGENDA ITEM 7A. THIS MOTION WAS SECONDED BY MR. KLAICH. THE MOTION PASSED UNANIMOUSLY.

B. CLARK COUNTY HEALTH AND TECHNOLOGY - REQUEST FOR APPROVAL TO ENTER INTO A WINN GRANT AGREEMENT NOT TO EXCEED $700,000

Ms. Bostwick introduced Agenda Item 7B. Ms. Bostwick advised this program proposed to develop both a workforce increase in nursing and home health and infuse new technology training and the necessary skills to become effective bridges between clinical and community

AMERICAN OVERSIGHT

settings. This would help improve transitions from clinical to community settings, with strong potential to improve population health outcomes, reduce health disparities, and to control health care costs. Partners of the program include BrightStar Home Health, Hallmark Home Care, Homewatch Caregivers, Home Care Assistance, and the Nevada State Board of Nursing. The proposed strategy established increased capacity to on-ramp into healthcare through Home Healthcare or Nursing Assistant programs with new infusions of technology certifications. Beyond the strong economic value of creating new health jobs in southern Nevada, this approach would support efforts to mitigate the current economic burden incurred by the state due to chronic diseases and hospital readmissions. Students completing the program would represent the future of health care with skills and competencies in the use of technology to improve patient and community health outcomes. Ms. Bostwick was joined by Ms. Luz Castro, Health Care Specialist, College of Southern Nevada (CSN), Ms. Catherine Prato-Lefkowitz, Director of Nursing Education, Nevada State Board of Nursing, and Ms. Cynthia Knight, Director of Client and Caregiver Services, Homewatch Caregivers.

Ms. Castro explained the CSN Division of Workforce and Economic Development program strived to deliver a high-standard curriculum that taught and promoted all competencies and principles required for qualified home health aides and Certified Nursing Assistants (CNA). CNA programs are highly recognized by industry leaders and home health aides were among the fastest growing jobs in the industry. There were several barriers to the required education, the the primary being tuition. CSN also needed to innovate its programs with technology competencies to upskill and deliver a high-quality service to employers and the community. As the program certificates would be offered both online and in-person, students would have flexibility regarding different modes of matriculation. Several employers had already expressed interest in partnering with CSN and hiring its students upon completion of this program.

Ms. Knight advised there was currently a severe shortage of qualified candidates and this had inhibited growth of the business. Homewatch Caregivers had a contract with the Veterans Administration to provide care for veterans in their own home and the company was looking to CSN to develop qualified candidates as quickly as possible.

Ms. Catherine Prato-Lefkowitz advised a CNA certification was a valuable entry point into any health care occupation or profession. Many CNA students, particularly in high schools, had goals of becoming nurses, physicians, or dentists. Increasing the technological literacy for CNAs and nurses would be an effective path to increase competencies. Technology is commonplace in health care. However, it is not as commonplace in the training that CNAs and nurses receive.

Dr. Havins inquired about the tuition costs for a CNA program and the portion of this to be covered under the WINN program. Ms. Bostwick advised tuition for the CNA program was approximately $2,400. The program was structured to cover 100% of this fee.

Lieutenant Governor Hutchison asked how many tuitions would be covered by the program application. Ms. Bostwick advised the current application would cover 250 individuals. However, the objective would be to consistently seek opportunities for integration. In conjunction with WINN there may be scope to leverage additional funding sources for tuitions and increases in technology infusion and certification.

AMERICAN OVERSIGHT

A MOTION WAS MADE BY MR. BARRETT TO APPROVE THE REQUEST BY THE CLARK COUNTY HEALTH AND TECHNOLOGY TO ENTER INTO A WINN GRANT AGREEMENT NOT TO EXCEED $700,000 AS DESCRIBED IN AGENDA ITEM 7B. THIS MOTION WAS SECONDED BY DR. HAVINS. THE MOTION PASSED UNANIMOUSLY.

8. WORKFORCE INNOVATION FOR THE NEW NEVADA (WINN) FUND PROGRAM APPLICATIONS - FOR DIRECTOR APPROVAL

A. RENO AREA LOGISTICS AND MANUFACTURING RE-ENTRY INITIATIVE-REQUEST FOR APPROVAL TO ENTER INTO A WINN GRANT AGREEMENT NOT TO EXCEED $75,000

Ms. Bostwick introduced Agenda Item 8A and advised the objective of this program was to provide career development opportunities to individuals involved in the justice system, in northern Nevada, with a direct pathway to higher wage employment. This proposal would create trained, professional individuals, who otherwise may not have the opportunity to work in these industries, and who would meet the needs of local employers to expand their businesses. Quality Plastics, High Mountain Door and Trim, Reno Custom Crating, Sierra Meat and Seafood and Iron had all expressed a need for trained and skilled employees to sustain and expand their Manufacturing and Logistics businesses. Phase One would be launched in May 2018 and include a cohort of 30 participants. Ms. Bostwick was joined by Ms. Camille Vega, Re-Entry Coordinator, TMCC, Mr. Jonathan Wilson, Facility Manager, Northern Nevada Transitional Housing, and Mr. Bill Owensby, IT Director, Quality Plastics.

Ms. Vega stated current data showed one in three Americans had some sort of criminal record. These individuals had minimal support in re-entering society post incarceration. One-half of those released were incarcerated within their first year. Two-thirds were re-incarcerated within three years, and over five years, three-quarters were re-incarcerated. One of the greatest factors in reducing re-incarceration was meaningful employment.

Mr. Wilson advised he joined northern Nevada Transitional Housing in August 2017. Prior to this he'd been with the Department of Corrections for almost 15 years and had noted the lack of transitional support for inmates. Mr. Wilson and Ms. Vega had discussed the potential for certificate programs. Additionally, Mr. Wilson noted he had identified employers interested in participating in the program. Sought after skills pertained to manufacturing, logistics, food preparation, and food safety.

Mr. Bill Owensby advised Quality Plastics advocated for inmate re-entry with 40% of its currently staff being previously incarcerated. The typical new hires from these re-entry programs were reliable and consistent. Additionally, being gainfully employed could contribute to elevated self-worth and lower risks of reoffending. Mr. Owensby advised the company hired him from a restitution center two-years earlier. He now held the position of IT Director.

AMERICAN OVERSIGHT

Governor Sandoval highlighted his position as Chairman of the Board of Prison Commissioners and noted at times parole eligible inmates would select not to parole as they had no job or place to go. Governor Sandoval thanked the employers involved in the application and noted the importance of providing resources, tools and skills for a productive life.

Mr. Don Soderberg commended the program and noted the Nevada Department of Employment, Training and Rehabilitation (DETR) had also been involved in re-entry initiatives. Feedback often highlight how dependable and enthusiastic these employees were with some of the best employees being participants of re-entry programs.

Governor Sandoval asked if the program would also be available to women. Ms. Vega stated the first cohort would solely include 30 males. Best practices in re-entry program development and implementation had identified that men and women were best supported in separate training programs. Ms. Vegas advised the intention was to have a cohort of women in the second semester, pending additional funding.

Governor Sandoval thanked Ms. Vega and encouraged the group to come back to present a second application. Ms. Vega noted the objective was to do so in four months.

DIRECTOR ANDERSON APPROVED THE REQUST FOR RENO AREA LOGISTICS AND MANUFACTURING RE-ENTRY INITIATIVE TO ENTER INTO A WINN GRANT AGREEMENT NOT TO EXCEED $75,000.

9. DIRECTOR'S REPORT - REVIEW AND DISCUSSION

Director Anderson advised GOED's International Trade Division recently completed an advanced planning trip to Ghana, Botswana, and South Africa to prepare for a Governor-led trade mission that would take place in summer 2018. The trip was a success as partnership opportunities were identified in several sectors including trade, water technology, higher education, smart city technology, technology transfer, and good governance.

At the National Governors Association North America Summit in May 2018, Governor Sandoval and Premier Rachel Notley of Alberta, Canada signed an MOU focused on collaboration in the development, testing, and commercialization of drone technology. This followed a successful trade mission to Nevada of over fifty Alberta businesses in February 2018.

Mr. Randy Walden, GOED's Advanced Manufacturing Industry Specialist and Chair of State Apprenticeship Council; oversaw the approval of over 600 apprenticeships which included a recently announced 425 Panasonic employees. The apprentices would be attending classes at TMCC utilizing the flexible delivery manufacturing courses developed for the P3 program last year. This would be the first group of apprentices and would followed in the upcoming months by participants from Tesla as well as other manufacturers in Northern Nevada. Apprenticeships played a vital role in providing a highly qualified workforce for new and existing companies in Nevada.

AMERICAN OVERSIGHT

On April 20, 2018 GOED submitted a list of recommended census tracts, Governor Sandoval, to be designated as Opportunity Zones. Nevada's identification process has been held up as a 'best practice' by Policy Map who was involved in the creation of opportunity zone policy.

The Nevada Film Office (NFO) was working on revamping its online locations directory. The new online locations directory had been designed to better connect potential film locations around Nevada with production companies, giving local businesses more control and more opportunity. The directory was in the final stages and should launch in late May 2018 with an associated marketing campaign commercial promoted on Facebook, Twitter, and potentially local television.

Dr. Barclay was working with the Touro Center for Disaster Life Support, UNLV, the College of Southern Nevada, health industry corporate employers and other stakeholders to develop a series of certificates in Technology for Emergency Preparedness and Disaster Response. These certificates will be offered from high school to graduate level and will contribute to building and strengthening a technology-ready workforce.

Director Anderson welcomed Ms. Bostwick, as GOED's new WINN Coordinator. Ms. Bostwick is based in GOED's Las Vegas office.

10. STATE OF NEVADA UNEMPLOYMENT RATE UPDATE - as established by the Research and Analysis Division of the Nevada Department of Employment, Training and Rehabilitation.

Agenda item 10. was for information only. GOED is committed to providing this information for each Board meeting. There were no questions or comments regarding this item.

11. PUBLIC COMMENT

Mr. Cory Hunt, Deputy Director, GOED provided public comment from Carson City. Mr. Hunt stated May 18, 2018 would be his last day at GOED. Mr. Hunt thanked Governor Sandoval for the great privilege of serving the State of Nevada during his roles with the Governor's Office and GOED. Mr. Hunt also thanked Mr. Steve Hill, Mr. Paul Anderson, Mr. Bob Potts, the GOED Board, Nevada's RDA's, and GOED's staff. Mr. Hunt noted he looked forward to continuing opportunities and projects that would support Nevada's growth.

Governor Sandoval wished Mr. Hunt the best in his future endeavors and commended his contribution to the State of Nevada and dedication to the multiple projects he'd been involved in.

Assemblywoman Irene Bustamante-Adams, Chief Strategy Officer, Workforce Connections, provided comment from Las Vegas and thanked the GOED Board for supporting the Clark County Health and Technology WINN Fund application. Assemblywoman Bustamante-Adams also thanked Dr. Gillian Barclay, Healthcare Industry Specialist, GOED for bringing a global vision to Nevada and competitively positioning the state in terms of serving the employer.

AMERICAN OVERSIGHT

12. ADJOURNMENT

A MOTION WAS MADE BY DR. HAVINS TO ADJOURN THE BOARD MEETING. THIS MOTION WAS SECONDED BY MR. KLAICH. THE MOTION PASSED UNANIMOUSLY.

AMERICAN OVERSIGHT

Stephanie M. Klapstein

From: Route Fifty <news@e.routefifty.com>
Sent: Friday, October 19, 2018 9:44 AM
To: Mark Hutchison
Subject: Breaking: Treasury Releases Highly Anticipated Rules for 'Opportunity Zones'

Problems viewing? View as a web page

Connecting state and local government leaders

Route Fifty Alert October 19, 2018

Treasury Releases Highly Anticipated Rules for 'Opportunity Zones'

BILL LUCIA | Secretary Steve Mnuchin has said he expects that $100 billion of private investment in economically distressed areas could occur under the program.

The proposed rules focus on two broad areas: the establishment and operation of the special funds that can make investments through the program, and the tax breaks for capital gains that individual taxpayers and companies funnel into those funds. **Read full article »**

ROUTE FIFTY // CUSTOMER SERVICE // CONTACT US // PRIVACY POLICY // UNSUBSCRIBE

This message was sent from Route Fifty to mhutchison@ltgov.nv.gov. Note: It may take our system up to two business days to process your unsubscribe request and during that time you may receive one or two more newsletters. Thank you for reading Route Fifty.

Government Executive Media Group, 600 New Hampshire Avenue NW, Washington, DC 20037

AMERICAN OVERSIGHT

Stephanie M. Klapstein

From: Route Fifty Today <news@e.routefifty.com>
Sent: Tuesday, September 04, 2018 4:04 AM
To: Mark Hutchison
Subject: Building a resilient city is a continual process

Problems viewing? View as a web page

Connecting state and local government leaders

Route Fifty Today September 4, 2018

Building a Resilient City Is a Continual Process

JOHN TOMASIC | In a place wracked by fires and floods, Colorado Springs Mayor John Suthers says that "we're always educating ourselves on best practices" plus building up fiscal reserves to deal with the next disaster.

A New Accelerator for Community-Owned Broadband Networks

DAVE NYCZEPIR | Some of the communities selected will be able to begin building within a matter of months.

Here Comes Gordon: Gulf Storm Expected to Make Landfall as Hurricane

MICHAEL GRASS | STATE AND LOCAL ROUNDUP | Kansas ruling on citizen-initiated grand jury ... Seattle stuck in streetcar purgatory … and U.S. ports fear proposed crane tariffs.

Brought to you by Centurylink

Network Connectivity: Challenge and Opportunity - A Candid Poll of State & Local Officials on Connectivity and Access

State and local government organizations are ramping up network connectivity efforts as part of their broader modernization strategies. To learn more about state and local priorities to improving network connectivity and

AMERICAN OVERSIGHT

access, Government Business Council (GBC) polled a random sample of 131 state and local employees in May and June of 2018. Privacy Policy.

Download Now

As Western States Continue to Burn, Fatigued Firefighters Are a Growing Concern

MICHAEL GRASS | Some have been wearing devices to measure alertness and impairment.

Washington, D.C., Brings Art to Its Recycling Trucks

KATE ELIZABETH QUERAM | The District of Columbia began debuting the newly wrapped trucks in July.

Local Governments Aren't Waiting for States to Raise Smoking Age

JENNI BERGAL | THE PEW CHARITABLE TRUSTS | At least 340 towns, cities and counties in 21 states have taken action, compared with about 200 in 14 states in 2016.

Firm Offers Data on Hundreds of Businesses in 'Opportunity Zones'

BILL LUCIA | The dataset's creators hope to draw attention to small companies eligible for investment under the economic development program.

DHS Gives 'Power Suit' a Whole New Meaning

JACK CORRIGAN | The agency wants first responders' clothing to be able to generate and store electricity.

Brought to you by Centurylink

Network Connectivity: Challenge and Opportunity - A Candid Poll of State & Local Officials on Connectivity and Access

State and local government organizations are ramping up network connectivity efforts as part of their broader modernization strategies. To learn more about state and local priorities to improving network connectivity and access, Government Business Council (GBC) polled a random sample of 131 state and local employees in May and June of 2018. Privacy Policy.

Download Now

AMERICAN OVERSIGHT

NV-DA-20-0615-A-000401

This message was sent from Route Fifty to mhutchison@ltgov.nv.gov. You have been sent Route Fifty Today because you have opted in to receive it. Note: It may take our system up to two business days to process your unsubscribe request and during that time you may receive one or two more newsletters. Thank you for reading Route Fifty Today.



Government Executive Media Group, 600 New Hampshire Avenue NW, Washington, DC 20037

AMERICAN OVERSIGHT

Stephanie M. Klapstein

From: Jennifer Taylor <jenandyale@gmail.com>
Sent: Thursday, January 18, 2018 11:06 PM
To: Pam Robinson
Subject: Canada Connects: Alberta Enterprise Group Trade Mission - 2/14 thru 2/16/2018
Attachments: Itinerary.0214.Working Doc.docx; Itinerary.0215.Working Doc.docx; Itinerary.0216.Working Doc.docx

Dear Pam:

I hope this finds you well and that you had a great holiday season.

I know we talked a while ago about the trade mission, scheduled between 2/14 - 2/16/2018, that I'm helping coordinate with the Alberta Enterprise Group, a member-based business group located in Edmonton. We are also partnering with Alberta's provincial office of Trade and Economic Development, and are getting support from GOED. We've been primarily working through GOED on some of the State agency asks. GOED coordinated the lunch with the Governor on 2/15/2018 at the Governor's Mansion. The I'm attaching the working schedule for your information. If you could keep any distribution of the schedule within the Governor's office, that would be appreciated, since there are still some pieces in play.

We are expecting around 65 delegates, and they are all very excited for the program. Please let me know if there are any of the panels you or anyone else from the office would like to attend. And, if you have any questions at all, please let me know.

Look forward to seeing you soon, and have a very happy Friday.

Best,
Jennifer Taylor, Esq.
702-521-1634 - cell

AMERICAN OVERSIGHT

PROPOSED SCHEDULE [subject to change]

Wednesday, February 14

+ 0700: Depart Edmonton for Calgary
+ 0830: Depart Calgary for Reno, NV
+ 0930: Arrive in Reno, NV

+ 1000: Check in, Grand Sierra Resort and Casino

+1015am - 1045: Official welcome reception and breakfast (Sierra Room):

- Representatives from the offices of Sen. Heller and Rep. Amodei
- Brock Harrison, Alberta Enterprise Group
- Michael Couch, Alberta Economic Development and Trade
- Jarad Van Wagoner, Governor's Office of Economic Development

+1045 - 1200: Alberta-Nevada Opportunities Forum: Advanced Industries and Innovation (Sierra Room):

Objective: A discussion on burgeoning opportunities and advancements in manufacturing and technology on both sides of the border.

- Nathan Strong, Executive Director, Churchill Co. Economic Development Authority (Moderator)
- Jordan Cicoria, AERIUM Analytics
- Tom Ruth, Alberta Aerospace Technology Center
- NV Manufacturing/Tech sector speaker (ex. Tesla/Google/Apple) (TBD)

+1200 – 1330 – Alberta-Northern Nevada B2B Matchmaking Seminar and lunch (McKinley Room)
- Advanced Industries and Innovation
- Tourism and Hospitality
- Energy and Sustainability

+ 1345: Depart Grand Sierra Resort for Tahoe-Reno Industrial Centre (TRIC)
+ 1415 - 1800: Tour of TRIC -
- Guided TRIC tour with Lance Gilman
- TESLA/SWITCH Tours (requests pending)

+ 1800-1830: Break

+ 1830 – 2030: Opening Night Dinner with Keynote Speaker (McKinley Room)

Objective: A discussion of how Nevada's economy and energy policies are being shaped by disruptive technologies

Overnight: Grand Sierra Resort - Reno, NV

AMERICAN OVERSIGHT

PROPOSED SCHEDULE – cont'd [subject to change]

Thursday, February 15

+ 0800-0830: Check out of Grand Sierra Resort

+ 0900 - 1000: Breakfast and keynote address
- Lance Gilman, Storey County Commissioner/Developer of Tahoe-Reno Industrial Center
+1000 - 1030: Break

+ -1030-1115: Travel to Carson City, NV

+ 1130-1300: Lunch with Governor Brian Sandoval – Governor's Mansion, Carson City
Topic: Nevada's economic recovery and diversification and the future of trade with Nevada.

+ 1300-1330: Travel to Reno-Tahoe International Airport

+ 1345-1515: Travel to Las Vegas, NV

+ 1530-1600: Check in to Caesar's Palace

+ 1630-1900: Pre-game reception and dinner
- T-Mobile Arena tours
- Oilers Entertainment Group and Golden Knights VIPs

+ 1900: Edmonton Oilers @ Vegas Golden Knights – T-Mobile Arena, Las Vegas

Overnight: Caesar's Palace – Las Vegas

AMERICAN OVERSIGHT

PROPOSED SCHEDULE – cont'd [subject to change]

Friday, February 16

+ 0800 - 0830 – Morning reception and breakfast (Caesar's Florentine 1 & 2)

-Representatives from the offices of Sen. Cortez-Masto, Reps. Titus and Rosen
- Cannabis panel (TBD)

+0830 - 0930: Alberta-Nevada Opportunities Energy and Sustainability (Caesar's Florentine 1 & 2)

Objective: What Nevada has done to de-carbonize the grid and make energy more sustainable and affordable
-Moderated Jennifer Taylor
- Paul Caudill, CEO, NV Energy
- Angela Dykema, Director, Governor's Office of Energy
- Representative from Sempra Renewables Nevada elected
- Nevada elected, Assemblyman Chris Brooks (additional option for policy perspective)

+ 0930 - 1115: Alberta-Southern Nevada B2B Matchmaking Seminar (Caesar's Florentine 1 & 2)
- Advanced Industries and Innovation
- Tourism and Hospitality
- Energy and Sustainability

+ 1115 – 1145: Lunch

+ 1145 - 1300: Alberta-Nevada Opportunities Tourism and Hospitality (Caesar's Florentine 1 & 2)

Objective: What Nevada has done to diversify its economy through tourism/hospitality
- Steve Hill, Las Vegas Convention Visitor's Authority
- Bill Noonan, SVP – Industry & Governmental Affairs, Boyd Gaming
- Cindy Ortega, SVP & Chief Sustainability Officer, MGM Resorts International (pending)
- Lieutenant Governor Mark Hutchison
- Moderator Richard Perkins
    - Intro to Canada/Nevada Biz Council.

+ 1300 - 1700: Site tours

- Hyperloop One test facility
- The Grove, Cannabis cultivation and production facility
- Sempra Copper Mountain solar complex

+ 1730~1930: Closing Reception and Dinner (Springs Preserve, Garden Terrace)

- Welcome: John Entsminger, General Manager, Southern Nevada Water Authority
- Panel discussion: Growing and diversifying local economies
- Mayor Debra March, City of Henderson
- Mayor John Lee, City of North Las Vegas
- David Swallow, Sr. Director – Engineering & Technology, Regional Transportation Commission of Southern Nevada
- Moderator – TBD

Overnight: Caesar's Palace, Las Vegas

AMERICAN OVERSIGHT

Stephanie M. Klapstein

From: Route Fifty Today <news@e.routefifty.com>
Sent: Tuesday, December 11, 2018 4:05 AM
To: Mark Hutchison
Subject: Cities seek to align "Opportunity Zone" capital with local priorities

Problems viewing? View as a web page

Connecting state and local government leaders

Route Fifty Today December 11, 2018

Cities Seek to Align 'Opportunity Zone' Capital With Local Priorities

BILL LUCIA | "There's a lot of work to do here that tax-advantaged capital will not do by itself," says urban policy expert Bruce Katz.

Fears Raised of 'Chilling Effect' on Kids If Trump Proposal Is Adopted

LAURA MAGGI | Changes to the "public charge" rule could make it harder for immigrants to secure green cards if they seek government services like Medicaid.

Before States and Localities Can Respond to Disasters, FEMA Must Coordinate Advance Contracts Better

DAVE NYCZEPIR | A new federal report report on 2017 advance contracts found the agency's coordination on disaster response remains wanting.

Brought to you by Civis Analytics

Building Data Science & Analytics Capabilities within Government

Every day, state, county, and municipal governments improve citizen-facing services through the power of data science. Although it might sound complicated, “data science” simply means leveraging technology to find patterns in

AMERICAN OVERSIGHT

data. This white paper provides practical advice for decision-makers who want to develop or strengthen data science capabilities within their department, agency, city or county. Privacy Policy.

Download Now

N.Y. Committee's Plan Restricts Outside Income of State Lawmakers

MICHAEL GRASS | STATE AND LOCAL ROUNDUP | Rural hospitals in Texas face strong-arm tactics … Oregon quake response playbook … and a new fire-risk estimation tool.

Microsoft: Tech Companies Must Regulate Their Use of Facial Recognition

CAITLIN FAIRCHILD | The company addresses technology that has been criticized by civil libertarians and others.

The 2018 Farm Bill Could Make Hemp the Next Tobacco

JENNI AVINS AND DAN KOPF | QUARTZ | The legislation currently contains a provision that would define industrial hemp a regular agricultural crop.

Copper Thieves Strike America's Roadways

JENNI BERGAL | In just one example, Washington state has spent nearly $250,000 in repair and replacement costs since July 2017.

The Need to Accommodate More Floodwaters Near Sacramento

MICHAEL GRASS | A tour of some of the levee infrastructure that protects California's capital city.

Brought to you by Civis Analytics

Building Data Science & Analytics Capabilities within Government

Every day, state, county, and municipal governments improve citizen-facing services through the power of data science. Although it might sound complicated, “data science” simply means leveraging technology to find patterns in data. This white paper provides practical advice for decision-makers who want to develop or strengthen data science capabilities within their department, agency, city or county. Privacy Policy.

Download Now

AMERICAN OVERSIGHT

NV-DA-20-0615-A-000408

This message was sent from Route Fifty to mhutchison@ltgov.nv.gov. You have been sent Route Fifty Today because you have opted in to receive it. Note: It may take our system up to two business days to process your unsubscribe request and during that time you may receive one or two more newsletters. Thank you for reading Route Fifty Today.



Government Executive Media Group, 600 New Hampshire Avenue NW, Washington, DC 20037

AMERICAN OVERSIGHT

Stephanie M. Klapstein

From: Patrick Cates <pcatesnv@outlook.com>
Sent: Thursday, December 06, 2018 6:01 AM
To: pcates@admin.nv.gov
Subject: City of Reno's data servers will be moved to Switch campus next year | KRNV

https://mynews4.com/news/local/city-of-reno-data-servers-will-be-moved-to-switch-campus-next-year



City of Reno's data servers will be moved to Switch campus next year | KRNV - mynews4.com

mynews4.com

RENO, Nev. (News 4 & Fox 11) — The City of Reno will move its data servers to the Tahoe-Reno Industrial Center next year after getting approval for a contract with Switch on Wednesday.

Patrick Cates

AMERICAN OVERSIGHT

Stephanie M. Klapstein

From: DocuSign System <dse_na2@docusign.net> on behalf of Jasen Stoffer via DocuSign <dse_na2@docusign.net>
Sent: Monday, February 12, 2018 7:21 AM
To: Brian Sandoval
Subject: Completed: 3708 Contract Bonds and Proposal
Attachments: 3708 Contract Bonds and Proposal..pdf; LBS POA undated for ebonds.pdf; Signed-on-Paper_5f5dcb55-3a2c-4863-930e-9f7bef04d5a5.pdf





Your document has been completed

VIEW COMPLETED DOCUMENTS



Jasen Stoffer
jstoffer@dot.nv.gov

All parties have completed 3708 Contract Bonds and Proposal.

Powered by 

Do Not Share This Email
This email contains a secure link to DocuSign. Please do not share this email, link, or access code with others.

Alternate Signing Method
Visit DocuSign.com, click 'Access Documents', and enter the security code:
4934AD81442343A1A2BDD6DA4ED071512

AMERICAN OVERSIGHT

About DocuSign
Sign documents electronically in just minutes. It's safe, secure, and legally binding. Whether you're in an office, at home, on-the-go -- or even across the globe -- DocuSign provides a professional trusted solution for Digital Transaction Management™.

Questions about the Document?
If you need to modify the document or have questions about the details in the document, please reach out to the sender by emailing them directly.

If you are having trouble signing the document, please visit the Help with Signing page on our Support Center.


Download the DocuSign App

This message was sent to you by Jasen Stoffer who is using the DocuSign Electronic Signature Service. If you would rather not receive email from this sender you may contact the sender with your request.

AMERICAN OVERSIGHT

DocuSign Envelope ID: 5026A4A7-E796-4339-ADF3-DD8BFE1C0569

It is further agreed, by and between the parties hereto, that should there be any conflict between the terms of this Contract and the Proposal of the Contractor, then this Contract shall control, and nothing herein shall be considered an acceptance of the terms of such Proposal conflicting therewith.

And the Contractor hereby further agrees that the payment of the final amount due under this Contract shall release the State of Nevada and the Department of Transportation from any and all claims or liability on account of work performed under this Contract other than such claims, if any, as may be specifically excepted by the Contractor in writing at the time final payment is made.

In Witness Whereof, each party to the presents have hereunto caused this Contract to be executed by a duly authorized representative as of the year and date first above written.

Attested:

STATE OF NEVADA
Through the Department of Transportation

Director, Department of Transportation

Chairman, Board of Directors, Department of Transportation

Dated: 2/8/18

Approved as to Form and Legality:

DocuSigned by:
Dennis Gallagher 02/06/2018
65EE3F49CACD400...

Deputy Attorney General, Chief Counsel

Sierra Nevada Construction, Inc.

By: DocuSigned by:
Marc Markwell
C2F09AE7F3FA482...

Marc Markwell Marc Markwell, CFO

Name and Title

AMERICAN OVERSIGHT

DocuSign Envelope ID: 5026A4A7-E796-4339-ADF3-DD8BFE1C0569

AMERICAN OVERSIGHT

DocuSign Envelope ID: 5026A4A7-E796-4339-ADF3-DD8BFE1C0569

THIS POWER OF ATTORNEY IS NOT VALID UNLESS IT IS PRINTED ON RED BACKGROUND.
This Power of Attorney limits the acts of those named herein, and they have no authority to bind the Company except in the manner and to the extent herein stated.

Certificate No. 7347143

American Fire and Casualty Company
The Ohio Casualty Insurance Company
Liberty Mutual Insurance Company
West American Insurance Company

POWER OF ATTORNEY

KNOWN ALL PERSONS BY THESE PRESENTS: That American Fire & Casualty Company and The Ohio Casualty Insurance Company are corporations duly organized under the laws of the State of New Hampshire, that Liberty Mutual Insurance Company is a corporation duly organized under the laws of the State of Massachusetts, and West American Insurance Company is a corporation duly organized under the laws of the State of Indiana (herein collectively called the "Companies"), pursuant to and by authority herein set forth, does hereby name, constitute and appoint, Andrea M. Cantlon; Lori Jones; Nicholas D. Rossi; Patricia Owens; Teri L. Wood

all of the city of Reno, state of NV each individually if there be more than one named, its true and lawful attorney-in-fact to make, execute, seal, acknowledge and deliver, for and on its behalf as surety and as its act and deed, any and all undertakings, bonds, recognizances and other surety obligations, in pursuance of these presents and shall be as binding upon the Companies as if they have been duly signed by the president and attested by the secretary of the Companies in their own proper persons.

IN WITNESS WHEREOF, this Power of Attorney has been subscribed by an authorized officer or official of the Companies and the corporate seals of the Companies have been affixed thereto this 27th day of April, 2016.

American Fire and Casualty Company
The Ohio Casualty Insurance Company
Liberty Mutual Insurance Company
West American Insurance Company

By: _____
David M. Carey, Assistant Secretary

STATE OF PENNSYLVANIA ss
COUNTY OF MONTGOMERY

On this 27th day of April, 2016, before me personally appeared David M. Carey, who acknowledged himself to be the Assistant Secretary of American Fire and Casualty Company, Liberty Mutual Insurance Company, The Ohio Casualty Insurance Company, and West American Insurance Company, and that he, as such, being authorized so to do, execute the foregoing instrument for the purposes therein contained by signing on behalf of the corporations by himself as a duly authorized officer.

IN WITNESS WHEREOF, I have hereunto subscribed my name and affixed my notarial seal at Plymouth Meeting, Pennsylvania, on the day and year first above written.

COMMONWEALTH OF PENNSYLVANIA
Notarial Seal
Teresa Pastella, Notary Public
Plymouth Twp., Montgomery County
My Commission Expires March 28, 2017
Member, Pennsylvania Association of Notaries

By: _____
Teresa Pastella, Notary Public

This Power of Attorney is made and executed pursuant to and by authority of the following By-laws and Authorizations of American Fire and Casualty Company, The Ohio Casualty Insurance Company, Liberty Mutual Insurance Company, and West American Insurance Company which resolutions are now in full force and effect reading as follows:

ARTICLE IV – OFFICERS – Section 12. Power of Attorney. Any officer or other official of the Corporation authorized for that purpose in writing by the Chairman or the President, and subject to such limitation as the Chairman or the President may prescribe, shall appoint such attorneys-in-fact, as may be necessary to act in behalf of the Corporation to make, execute, seal, acknowledge and deliver as surety any and all undertakings, bonds, recognizances and other surety obligations. Such attorneys-in-fact, subject to the limitations set forth in their respective powers of attorney, shall have full power to bind the Corporation by their signature and execution of any such instruments and to attach thereto the seal of the Corporation. When so executed, such instruments shall be as binding as if signed by the President and attested to by the Secretary. Any power or authority granted to any representative or attorney-in-fact under the provisions of this article may be revoked at any time by the Board, the Chairman, the President or by the officer or officers granting such power or authority.

ARTICLE XIII – Execution of Contracts – SECTION 5. Surety Bonds and Undertakings. Any officer of the Company authorized for that purpose in writing by the chairman or the president, and subject to such limitations as the chairman or the president may prescribe, shall appoint such attorneys-in-fact, as may be necessary to act in behalf of the Company to make, execute, seal, acknowledge and deliver as surety any and all undertakings, bonds, recognizances and other surety obligations. Such attorneys-in-fact subject to the limitations set forth in their respective powers of attorney, shall have full power to bind the Company by their signature and execution of any such instruments and to attach thereto the seal of the Company. When so executed such instruments shall be as binding as if signed by the president and attested by the secretary.

Certificate of Designation – The President of the Company, acting pursuant to the Bylaws of the Company, authorizes David M. Carey, Assistant Secretary to appoint such attorneys-in-fact as may be necessary to act on behalf of the Company to make, execute, seal, acknowledge and deliver as surety any and all undertakings, bonds, recognizances and other surety obligations.

Authorization – By unanimous consent of the Company's Board of Directors, the Company consents that facsimile or mechanically reproduced signature of any assistant secretary of the Company, wherever appearing upon a certified copy of any power of attorney issued by the Company in connection with surety bonds, shall be valid and binding upon the Company with the same force and effect as though manually affixed.

I, Gregory W. Davenport, the undersigned, Assistant Secretary, of American Fire and Casualty Company, The Ohio Casualty Insurance Company, Liberty Mutual Insurance Company, and West American Insurance Company do hereby certify that the original power of attorney of which the foregoing is a full, true and correct copy of the Power of Attorney executed by said Companies, is in full force and effect and has not been revoked.

IN TESTIMONY WHEREOF, I have hereunto set my hand and affixed the seals of said Companies this 14 day of July, 20 17.

By: _____
Gregory W. Davenport, Assistant Secretary

Not valid for mortgage, note, loan, letter of credit, currency rate, interest rate or residual value guarantees.

To confirm the validity of this Power of Attorney call 1-610-832-8240 between 9:00 am and 4:30 pm EST on any business day.

AMERICAN OVERSIGHT

LMS_12873_122013

DocuSign Envelope ID: 5026A4A7-E796-4339-ADF3-DD8BFE1C0569

CONTRACT FORM

CONTRACT #3708

This Contract, made and entered into this 5th day of February 2018, by and between the State of Nevada Department of Transportation, hereinafter called the Department, and Sierra Nevada Construction, Inc. of 2055 East Greg Street, Sparks, NV 89431, hereinafter called the Contractor.

Witnesseth: The Contractor agrees with the Department that, for the consideration and agreements hereinafter mentioned and contained to be made and performed by the Department, and under the conditions expressed in a bond bearing even date with these presents, and hereunto annexed, that the Contractor shall and will at its own proper cost and expense, do all the work and furnish all the materials necessary for the substantial construction and completion, and to the satisfaction of the Department, of a portion of the highway system of the State of Nevada, being in the Counties of Storey and Washoe, on SR 439, USA Parkway, Route Section SR439, Mileposts WA 0.12 to ST 9.67, install and upgrade interchange lighting at USA Parkway Interchange, widen and install a signal system at Electric Avenue, hereinafter called the Project, in strict conformity, in every part and particular, with the Department's Standard Specifications for Road and Bridge Construction 2014, Project Plans, Project Special Provisions, and Project Invitation to Bid which are made a part hereof, and in full compliance with the terms of this Contract.

And the Contractor hereby further agrees to receive and accept the prices set forth in the Proposal – Contract #3708, Total Proposal Amount: One Million Eight Hundred Fifty-Four Thousand Seven and 00/100 Dollars ($1,854,007.00), hereto annexed and thereby made a part of this Contract, as full compensation for furnishing all materials and labor, and the doing of all work, in strict accordance with the plans, special provisions and specifications hereinbefore mentioned, to the satisfaction of the Resident Engineer and in the manner and under the conditions hereinbefore specified.

The Department hereby promises and agrees with the Contractor, to employ, and does hereby employ, the Contractor to provide the materials and do the work according to the terms and conditions herein contained and referred to, for the prices aforesaid, and hereby contracts to pay the same at the time, in the manner, and upon the conditions set forth herein; and the parties themselves, their heirs, executors, administrators, successors, and assigns, do hereby agree to the full performance of the covenants herein contained. The Contractor further agrees that no moneys payable under this Contract shall be assigned by power of attorney, or otherwise, except upon the written consent of the Department.

In the event that a Bidder's Preference was applied to the Contractor's Proposal and Bidder's Preference contributed to the Contractor being awarded the Contract, pursuant to subsection 2 of NRS 338.1389, subsection 2 of NRS 338.147, subsection 3 of NRS 338.1693, subsection 3 of NRS 338.1727 or subsection 2 of NRS 408.3886 a contractor must submit to the Department a signed affidavit which certifies that, for the duration of the project, collectively, and not on any specific day:

(a) At least 50 percent of the workers employed on the project, including, without limitation, any employees of the Contractor and of any subcontractor engaged on the project, will hold a valid driver's license or identification card issued by the Department of Motor Vehicles of the State of Nevada;

(b) All vehicles used primarily for the project will be:

1. Registered and partially apportioned to Nevada pursuant to the International Registration Plan, as adopted by the Department of Motor Vehicles pursuant to NRS 706.826; or
2. Registered in this State.

(c) The Contractor and any subcontractor engaged on the project will maintain and make available for inspection within this State his or her records concerning payroll relating to the project.

AMERICAN OVERSIGHT

Contractor agrees that failure to comply with any requirement of paragraphs (a) to (c), inclusive, above at any time during the entire duration of the Project is a material breach of this Contract and entitles the Department to liquidated damages against the party responsible for a failure to comply with a requirement of paragraphs (a) to (c), inclusive above. If a party to the Contract causes a material breach of contract between the Contractor and the Department as a result of a failure to comply with paragraphs (a) to (c), inclusive, above, the party is liable to the Department for liquidated damages in the amount of one percent (1%) of the cost of the largest contract to which he or she is a party. The Department may recover this amount directly against the party that causes the material breach, and no other party is liable to the Department for liquidated damages. These damages are not intended as a penalty. Damages are difficult to ascertain and the Parties agree that this amount is a reasonable estimate of presumed actual damages. Contractor must provide in any contract between Contractor and any subcontractor for the apportionment of liquidated damages assessed pursuant to this section if a person other than Contractor was responsible for the breach of this Contract for the Project caused by a failure to comply with a requirement of paragraphs (a) to (c), inclusive, above. The apportionment of liquidated damages must be in proportion to the responsibility of each party for the breach.

During the performance of this contract, the contractor, for itself, its assignees and successors in interest agrees as follows:

(1) **Compliance with Regulations:** The Contractor shall comply with the Regulation relative to nondiscrimination in federally-assisted programs of the Department of Transportation (hereinafter, "DOT") Title 49, Code of Federal Regulations, Part 21, and the Federal Highway Administration (hereinafter "FHWA") Title 23, Code of Federal Regulations, Part 200 as they may be amended from time to time, (hereinafter referred to as the Regulations), which are herein incorporated by reference and made a part of this contract.

(2) **Nondiscrimination:** The Contractor, with regard to the work performed by it during the contract, shall not discriminate on the grounds of race, color, national origin, sex, age, disability/handicap, and low income status in the selection and retention of subcontractors, including procurements of materials and leases of equipment. The Contractor shall not participate either directly or indirectly in the discrimination prohibited by 49 CFR, section 21.5 of the Regulations, including employment practices when the contract covers a program set forth in Appendix B of the Regulations.

(3) **Solicitations for Subcontractors, Including Procurements of Materials and Equipment:** In all solicitations either by competitive bidding or negotiation made by the Contractor for work to be performed under a subcontract, including procurements of materials or leases of equipment, each potential subcontractor or supplier shall be notified by the Contractor of the Contractor's obligations under this contract and the Regulations relative to nondiscrimination on the grounds of race, color, national origin, sex, age, disability/handicap, and low income status.

(4) **Information and Reports:** The Contractor shall provide all information and reports required by the Regulations or directives issued pursuant thereto, and shall permit access to its books, records, accounts, other sources of information, and its facilities as may be determined by the Nevada Department of Transportation (hereinafter, "NDOT") or the FHWA to be pertinent to ascertain compliance with such Regulations, orders and instructions. Where any information required of a Contractor is in the exclusive possession of another who fails or refuses to furnish this information the Contractor shall so certify to the NDOT, or the FHWA as appropriate, and shall set forth what efforts it has made to obtain the information.

(5) **Sanctions for Noncompliance:** In the event of the Contractor's noncompliance with the nondiscrimination provisions of this contract, the NDOT shall impose such contract sanctions as it or the FHWA may determine to be appropriate, including, but not limited to:
   a. withholding of payments to the Contractor under the contract until the Contractor complies, and/or
   b. cancellation, termination or suspension of the contract, in whole or in part.

(6) **Incorporation of Provisions:** The Contractor shall include the provisions of paragraphs (1) through (6) in every subcontract, including procurements of materials and leases of equipment, unless exempt by the Regulations, or directives issued pursuant thereto.

AMERICAN OVERSIGHT

DocuSign Envelope ID: 5026A4A7-E796-4339-ADF3-DD8BFE1C0569

It is further agreed, by and between the parties hereto, that should there be any conflict between the terms of this Contract and the Proposal of the Contractor, then this Contract shall control, and nothing herein shall be considered an acceptance of the terms of such Proposal conflicting therewith.

And the Contractor hereby further agrees that the payment of the final amount due under this Contract shall release the State of Nevada and the Department of Transportation from any and all claims or liability on account of work performed under this Contract other than such claims, if any, as may be specifically excepted by the Contractor in writing at the time final payment is made.

In Witness Whereof, each party to the presents have hereunto caused this Contract to be executed by a duly authorized representative as of the year and date first above written.

Attested:

DocuSigned by:
C4C7CE5CD584445...
02/12/2018
Director, Department of Transportation

STATE OF NEVADA
Through the Department of Transportation

Chairman, Board of Directors, Department of Transportation

Approved as to Form and Legality:

DocuSigned by:
Dennis Gallagher
65EE3F49CACD400...
02/06/2018
Deputy Attorney General, Chief Counsel

Dated: _____

Sierra Nevada Construction, Inc.

By: DocuSigned by:
Marc Markwell
C2F09AE7F3FA482...

Marc Markwell — Marc Markwell, CFO
Name and Title

AMERICAN OVERSIGHT

PERFORMANCE BOND

Whereas, the Nevada Department of Transportation, hereinafter designated as "NDOT", has awarded to Sierra Nevada Construction, Inc. of 2055 East Greg Street, Sparks, NV 89431, hereinafter designated "PRINCIPAL", a Contract dated February 5, 2018, for the following work: Construction of a portion of the State Route Highway System in Storey and Washoe Counties, SR 439, USA Parkway, install and upgrade interchange lighting at USA Parkway Interchange, widen and install a signal system at Electric Avenue; and

Whereas, PRINCIPAL is required under the terms of said Contract and by law to furnish a Bond for the performance of said Contract;

Now therefore, we PRINCIPAL, and

Liberty Mutual Insurance Company; 1001 4th Avenue, #1700, Seattle, WA 98154

(Surety Company Name and Primary Address)

hereinafter designated "SURETY", are held and firmly bound unto NDOT, in the sum of One Million Eight Hundred Fifty-Four Thousand Seven and 00/100 Dollars ($1,854,007.00), lawful money of the United States, being not less than one hundred percent (100%) of the estimated contract cost of the work, for the payment of which sum well and truly to be made, we bind ourselves, our heirs, executors, administrators, and successors, jointly and severally, firmly by these presents.

THE CONDITION OF THIS OBLIGATION IS SUCH, that if the above-bounden PRINCIPAL's heirs, executors, administrators, successors, or assigns, shall in all things stand to and abide by, and well and truly keep and faithfully perform the covenants, conditions, and agreements in the Contract and any alterations made as therein provided, on PRINCIPAL's part to be kept and performed at the time and in the manner therein specified, and in all respects according to their true intent and meaning; and shall indemnify and save harmless NDOT, its officers and agents, as therein stipulated; then this obligation shall become null and void. Otherwise, it shall be and remain in full force and virtue.

SURETY, for value received, hereby stipulates and agrees that no change, extension of time, alteration or addition to the terms of Contract, or to the work to be performed thereunder, shall in any way affect its obligation on this Bond, and it does hereby waive notice of any such change, extension of time, alteration or addition to the terms of the Contract or to the work.

And SURETY, for value received, hereby stipulates and agrees, if requested to do so by NDOT, to perform and fully complete the work mentioned and described in said Contract, pursuant to the terms, conditions and covenants thereof, if for any cause, said Principal fails or neglects to so perform and fully complete said work; the said SURETY further agrees to commence said work to full completion within twenty (20) days after notice thereof from NDOT, and to fully complete the same with all due diligence and in accordance with the plans and specifications.

And SURETY, for value received, further stipulates and agrees that should NDOT incur attorney's fees or other expenses for the enforcement of the Contract or this Bond, the same shall be paid by SURETY to NDOT.

The Surety Company hereby certifies that it is duly authorized by certificate of authority issued by the State of Nevada Division of Insurance to conduct business in the State of Nevada.

By: DocuSigned by: Lori Jones F56185C2F16C485... Attorney in Fact (on file with the NV Division of Insurance)

Name: Lori Jones

Date: 02/06/2018

Sierra Nevada Construction, Inc.

By: DocuSigned by: Marc Markwell C2F09AE7F3FA482... 02/06/2018
Signature on behalf of Principal

Name and Title: Marc Markwell — Marc Markwell, CFO

By: DocuSigned by: Lori Jones F56185C2F16C485... Countersigning Producer appointed by Surety

Name: Lori Jones

Date: 02/06/2018

NV License No.: 39844

L P Insurance Services, Inc.
Company of Resident Agent

300 East 2nd St., #1300
Resident Agent Street Address

Reno, NV 89501
Resident Agent City and State

NOTE TO SURETY ON BOND: Certificates of authority for Attorneys in Fact must be on file with the Department of Transportation and the Insurance Commissioner of the State of Nevada.

Bond No(s): 070025504

Approval of Bond

DocuSigned by: Dennis Gallagher 65EE3F49... 02/06/2018
Deputy Attorney General, Chief Counsel — Date

AMERICAN OVERSIGHT

PAYMENT BOND

Whereas, the Nevada Department of Transportation, hereinafter designated as "NDOT", has awarded to Sierra Nevada Construction, Inc. of 2055 East Greg Street, Sparks, NV 89431, hereinafter designated "PRINCIPAL", a Contract dated February 5, 2018, for the following work: Construction of a portion of the State Route Highway System in Storey County, SR 439, USA Parkway, install and upgrade interchange lighting at USA Parkway Interchange, widen and install a signal system at Electric Avenue; and

Whereas, PRINCIPAL is required under the terms of said Contract and by law to furnish a Bond for labor and materials used in said Contract;

Now therefore, we PRINCIPAL, and

Liberty Mutual Insurance Company, 1001 4th Avenue, #1700, Seattle, WA 98154

(Surety Company Name and Primary Address)

hereinafter designated "SURETY", are held and firmly bound unto NDOT, in the sum of One Million Eight Hundred Fifty-Four Thousand Seven and 00/100 Dollars ($1,854,007.00), lawful money of the United States, being not less than one hundred percent (100%) of the estimated contract cost of the work, for the payment of which sum well and truly to be made, we bind ourselves, our heirs, executors, administrators, and successors, jointly and severally, firmly by these presents.

THE CONDITION OF THIS OBLIGATION IS SUCH, that if the above-bounden PRINCIPAL's heirs, executors, administrators, successors, or assigns, shall in all things stand to and abide by, and well and truly keep and faithfully perform the covenants, conditions, and agreements in the Contract and any alterations made as therein provided, on PRINCIPAL's part to be kept and performed at the time and in the manner therein specified, and in all respects according to their true intent and meaning; and shall indemnify and save harmless NDOT, its officers and agents, as therein stipulated; then this obligation shall become null and void. Otherwise, it shall be and remain in full force and virtue.

SURETY, for value received, hereby stipulates and agrees that no change, extension of time, alteration or addition to the terms of Contract, or to the work to be performed thereunder, shall in any way affect its obligation on this Bond, and it does hereby waive notice of any such change, extension of time, alteration or addition to the terms of the Contract or to the work.

And SURETY, for value received, hereby stipulates and agrees, if requested to do so by NDOT, to perform and fully complete the work mentioned and described in said Contract, pursuant to the terms, conditions and covenants thereof, if for any cause, said Principal fails or neglects to so perform and fully complete said work; the said SURETY further agrees to commence said work to full completion within twenty (20) days after notice thereof from NDOT, and to fully complete the same with all due diligence and in accordance with the plans and specifications.

And SURETY, for value received, further stipulates and agrees that should NDOT incur attorney's fees or other expenses for the enforcement of the Contract or this Bond, the same shall be paid by SURETY to NDOT.

The Surety Company hereby certifies that it is duly authorized by certificate of authority issued by the State of Nevada Division of Insurance to conduct business in the State of Nevada.

By: DocuSigned by: Lori Jones F56185C2F16C485... Attorney in Fact (on file with the NV Division of Insurance)

Name: Lori Jones

Date: 02/06/2018

By: DocuSigned by: Lori Jones F56185C2F16C485... Countersigning Producer appointed by Surety

Name: Lori Jones

Date: 02/06/2018

NV License No.: 39844

Sierra Nevada Construction, Inc.

By: DocuSigned by: Marc Markwell C2F09AE7F3FA482... Signature on behalf of Principal 02/06/2018

Name and Title: Marc Markwell Marc Markwell, CFO

L P Insurance Services, Inc.
Company of Resident Agent

300 East 2nd St., #1300
Resident Agent Street Address

Reno, NV 89501
Resident Agent City and State

NOTE TO SURETY ON BOND: Certificates of authority for Attorneys in Fact must be on file with the Department of Transportation and the Insurance Commissioner of the State of Nevada.

Bond No(s): 070025504

Approval of Bond

DocuSigned by: Dennis Gallagher 65EE3F49CACD400... Deputy Attorney General, Chief Counsel 02/06/2018 Date

AMERICAN OVERSIGHT

DocuSign Envelope ID: 5026A4A7-E796-4339-ADF3-DD8BFE1C0569

Nevada Department of Transportation

Bid Proposal

The undersigned, as bidder, declares that the only person or parties interested in this proposal as principals are those named herein, that this proposal is made without collusion with any other person, firm, or corporation, that they have carefully examined the proposed form of contract and the plans and specifications therein referred to and made a part thereof, and they propose and agree, if this proposal is accepted, that they will contract with the Nevada Department of Transporation, in the form of the contract prescribed, to provide all necessary machinery, tools, apparatus and other means of construction, and to do all work and furnish all the materials specified in the contract and annexed plans and specifications, in the manner and time prescribed and according to the requirements of the Engineer as therein set forth, it being understood and agreed that the quantities shown herein are approximate only and are subject to increase or decrease, and that they will accept full payment.

Contract Number:	3708
Location:	SR 439, USA Parkway
County:	Storey and Washoe

Contractor Profile:

Contractor:	Sierra Nevada Construction, Inc.
Contractor ID:	202
Address:	PO Box 50760 Sparks, NV 89435
Phone:	(775) 355-0420
Fax:	(775) 355-0535
Email:	mmarkwell@snc.biz

Acknowledgment of Addenda:

Seq#	Date	User
1	1/18/2018	Mike Rooley

Proposal Guaranty

Surety 2000

Bond Amount: $92,700.35

Bond Authorization Code or Check#SNV17208555

AMERICAN OVERSIGHT

DocuSign Envelope ID: 5026A4A7-E796-4339-ADF3-DD8BFE1C0569

Bid Opening Date: January 18, 2018 01:30 PM
Contract Number: 3708
Location: SR 439, USA Parkway

County: Storey and Washoe
Project Funding: State

Description: Install and upgrade interchange lighting at USA Parkway Interchange, widen and install a signal system at Electric Avenue.

Proposal For: Sierra Nevada Construction, Inc.

District: DISTRICT 2

Seq#	Item#	Description	Unit	Quantity	Unit Price	Extended Price
1	2010100	CLEARING AND GRUBBING	LS	1.000	$65,000.00	$65,000.00
2	2020895	REMOVE LIGHTING FIXTURES	EACH	2.000	$100.00	$200.00
3	2021025	REMOVAL OF BOLLARD	EACH	3.000	$400.00	$1,200.00
4	2021040	REMOVAL OF DROP INLET	EACH	3.000	$1,900.00	$5,700.00
5	2021070	REMOVAL OF CURB AND GUTTER	LINFT	2,404.000	$3.25	$7,813.00
6	2021080	REMOVAL OF CURB	LINFT	1,814.000	$1.00	$1,814.00
7	2021230	REMOVAL OF STORM DRAIN PIPE	LINFT	29.000	$60.00	$1,740.00
8	2021290	REMOVE PAVEMENT MARKINGS	LINFT	3,290.000	$2.50	$8,225.00
9	2021295	REMOVE PAVEMENT MARKINGS	SQYD	29.660	$126.00	$3,737.16
10	2030140	ROADWAY EXCAVATION	CUYD	3,001.600	$62.00	$186,099.20
11	2060110	STRUCTURE EXCAVATION	CUYD	30.800	$57.00	$1,755.60
12	2070110	GRANULAR BACKFILL	CUYD	24.800	$90.00	$2,232.00
13	2130630	ADJUST IRRIGATION SYSTEM	FA	1.000	$500.00	$500.00
14	2130860	12-INCH POLYVINYL CHLORIDE PIPE	LINFT	31.000	$80.00	$2,480.00
15	3020140	TYPE 1 CLASS B AGGREGATE BASE	CUYD	1,098.300	$80.00	$87,864.00
16	4020100	PLANTMIXING MISCELLANEOUS AREAS	SQYD	437.000	$5.00	$2,185.00
17	4020180	PLANTMIX SURFACING (TYPE 2) (WET)	TON	1,457.700	$130.00	$189,501.00
18	4060120	PRIME COAT	SQYD	3,895.000	$0.70	$2,726.50
19	4070190	EMULSIFIED ASPHALT, TYPE SS-1H (DILUTED)	TON	5.000	$200.00	$1,000.00
20	5020750	CLASS AA CONCRETE (MINOR)	CUYD	6.300	$1,300.00	$8,190.00
21	5020760	CLASS AA CONCRETE (ISLAND PAVING)	CUYD	37.000	$510.00	$18,870.00
22	5050100	REINFORCING STEEL	POUND	248.000	$1.00	$248.00
23	5060110	STRUCTURAL STEEL	POUND	543.000	$1.50	$814.50
24	6090270	ADJUSTING MANHOLE COVERS (METHOD C)	EACH	1.000	$50.00	$50.00
25	6090570	ADJUSTING COVERS (SPECIAL)	EACH	1.000	$150.00	$150.00

AMERICAN OVERSIGHT

DocuSign Envelope ID: 5026A4A7-E796-4339-ADF3-DD8BFE1C0569

Seq#	Item#	Description	Unit	Quantity	Unit Price	Extended Price
26	6091040	STRUCTURAL STEEL GRATES	POUND	687.000	$1.50	$1,030.50
27	6130130	DETECTABLE WARNINGS	SQYD	3.000	$550.00	$1,650.00
28	6130390	CLASS AA CONCRETE GLUE DOWN CURB (TYPE B)	LINFT	1,649.000	$15.70	$25,889.30
29	6130830	CLASS AA CONCRETE CURB AND GUTTER (TYPE 5)	LINFT	2,056.000	$16.00	$32,896.00
30	6131430	CLASS AA CONCRETE RAMP (4-INCH)	SQYD	30.400	$298.00	$9,059.20
31	6190200	GUIDE POSTS (RIGID)	EACH	38.000	$49.00	$1,862.00
32	6190250	OBJECT MARKERS, TYPE 1	EACH	8.000	$150.00	$1,200.00
33	6190260	OBJECT MARKERS, TYPE 2	EACH	4.000	$150.00	$600.00
34	6210100	PERPETUATE SURVEY MONUMENTS	EACH	1.000	$325.00	$325.00
35	6230201	ITS VAULT	EACH	9.000	$3,850.00	$34,650.00
36	6230225	NO. 3-1/2 PULL BOX	EACH	4.000	$405.00	$1,620.00
37	6230230	NO. 5 PULL BOX	EACH	14.000	$800.00	$11,200.00
38	6230235	NO. 7 PULL BOX	EACH	12.000	$825.00	$9,900.00
39	6230236	NO. 7 PULL BOX, MODIFIED	EACH	6.000	$950.00	$5,700.00
40	6230240	NO. 9 PULL BOX	EACH	1.000	$2,350.00	$2,350.00
41	6230267	LUMINAIRE, TYPE A	EACH	17.000	$635.00	$10,795.00
42	6230545	STEEL POLE, TYPE 1A	EACH	2.000	$1,825.00	$3,650.00
43	6230570	STEEL POLE, TYPE 7	EACH	11.000	$4,750.00	$52,250.00
44	6230645	STEEL POLE, TYPE 35A	EACH	4.000	$19,600.00	$78,400.00
45	6230740	PEDESTRIAN SIGNAL HEAD 2W	EACH	4.000	$1,250.00	$5,000.00
46	6230770	PEDESTRIAN PUSH BUTTON WITH SIGN	EACH	8.000	$1,400.00	$11,200.00
47	6230815	EMERGENCY VEHICLE OPTICAL DETECTOR SYSTEM	EACH	3.000	$2,650.00	$7,950.00
48	6230825	LOOP DETECTOR AMPLIFIER CHANNELS (NEW CABINET)	EACH	27.000	$105.00	$2,835.00
49	6230945	TRAFFIC CONTROLLER CABINET	EACH	1.000	$19,500.00	$19,500.00
50	6230955	TRAFFIC ACTUATED CONTROLLER	EACH	1.000	$7,700.00	$7,700.00
51	6231261	FIELD HARDENED ETHERNET SWITCH	EACH	1.000	$8,100.00	$8,100.00
52	6231620	UNDERGROUND ELECTRICAL SERVICE	EACH	2.000	$5,200.00	$10,400.00
53	6231635	MODIFY ELECTRICAL SERVICE	EACH	1.000	$250.00	$250.00
54	6231780	1-INCH CONDUIT	LINFT	967.000	$2.00	$1,934.00
55	6231790	1 1/4-INCH CONDUIT	LINFT	17,748.000	$2.00	$35,496.00
56	6231805	2-INCH CONDUIT	LINFT	150.000	$14.25	$2,137.50
57	6231820	3-INCH CONDUIT	LINFT	13,618.000	$12.30	$167,501.40

AMERICAN OVERSIGHT

DocuSign Envelope ID: 5026A4A7-E796-4339-ADF3-DD8BFE1C0569

Seq#	Item#	Description	Unit	Quantity	Unit Price	Extended Price
58	6231825	3-INCH CONDUIT(METAL)	LINFT	974.000	$22.00	$21,428.00
59	6231830	4-INCH CONDUIT	LINFT	15,686.000	$6.75	$105,880.50
60	6231835	4-INCH CONDUIT(METAL)	LINFT	1,934.000	$31.50	$60,921.00
61	6231960	NO. 2 CONDUCTOR	LINFT	452.000	$2.25	$1,017.00
62	6231970	NO. 4 CONDUCTOR	LINFT	13,345.000	$1.65	$22,019.25
63	6231975	NO. 6 CONDUCTOR	LINFT	6,100.000	$1.15	$7,015.00
64	6231980	NO. 8 CONDUCTOR	LINFT	569.000	$1.00	$569.00
65	6231985	NO. 10 CONDUCTOR	LINFT	2,430.000	$0.80	$1,944.00
66	6231995	NO. 14 CONDUCTOR	LINFT	3,221.000	$0.40	$1,288.40
67	6232040	3 CONDUCTOR NO. 20 CABLE	LINFT	1,163.000	$1.00	$1,163.00
68	6232070	15 CONDUCTOR NO. 14 CABLE	LINFT	85.000	$4.00	$340.00
69	6232090	25 CONDUCTOR NO. 14 CABLE	LINFT	901.000	$5.00	$4,505.00
70	6232205	ILLUMINATED STREET NAME SIGN, SINGLE FACE (8-FOOT)	EACH	4.000	$3,350.00	$13,400.00
71	6232390	SIGNAL HEAD 1W3C, POST TOP	EACH	1.000	$1,120.00	$1,120.00
72	6232430	SIGNAL HEAD 1W3C, BRACKET	EACH	1.000	$1,120.00	$1,120.00
73	6232475	SIGNAL HEAD 2W3C, BRACKET	EACH	3.000	$1,725.00	$5,175.00
74	6232530	SIGNAL HEAD 1W3C, MAST ARM	EACH	10.000	$880.00	$8,800.00
75	6232630	LOOP DETECTOR (6-FOOT X 6-FOOT)	EACH	51.000	$530.00	$27,030.00
76	6232645	LEAD-IN CABLE FOR LOOP DETECTORS	LINFT	8,795.000	$0.80	$7,036.00
77	6232680	TRAFFIC SIGNAL SIGNS	SQFT	42.000	$85.00	$3,570.00
78	6240130	UNIFORMED TRAFFIC CONTROL OFFICER	FA	1.000	$56,000.00	$56,000.00
79	6250490	RENT TRAFFIC CONTROL DEVICES	LS	1.000	$122,146.49	$122,146.49
80	6270190	PERMANENT SIGNS (GROUND MOUNTED) (METAL SUPPORTS)	SQFT	69.000	$150.00	$10,350.00
81	6270240	PERMANENT SIGNS, REMOVE	SQFT	70.320	$7.50	$527.40
82	6280120	MOBILIZATION	LS	1.000	$170,000.00	$170,000.00
83	6320460	WATERBORNE PAVEMENT STRIPING (TYPE II) (VARIES)	SQFT	124.500	$5.00	$622.50
84	6320490	WATERBORNE PAVEMENT STRIPING (TYPE II) (8-INCH DOTTED WHITE)	LINFT	861.000	$0.60	$516.60
85	6320520	WATERBORNE PAVEMENT STRIPING (TYPE II) (BROKEN WHITE)	LINFT	3,653.000	$0.30	$1,095.90
86	6320570	WATERBORNE PAVEMENT STRIPING (TYPE II) (SOLID WHITE)	LINFT	563.000	$0.30	$168.90
87	6320600	WATERBORNE PAVEMENT STRIPING (TYPE II) (8-INCH SOLID WHITE)	LINFT	1,793.000	$0.60	$1,075.80
88	6320670	WATERBORNE PAVEMENT STRIPING (TYPE II) (SOLID YELLOW)	LINFT	1,544.000	$0.60	$926.40

AMERICAN OVERSIGHT

DocuSign Envelope ID: 5026A4A7-E796-4339-ADF3-DD8BFE1C0569

Seq#	Item#	Description	Unit	Quantity	Unit Price	Extended Price
89	6320770	WATERBORNE PAVEMENT STRIPING (TYPE II) (DOUBLE SOLID YELLOW)	LINFT	1,150.000	$0.60	$690.00
90	6330110	REFLECTIVE PAVEMENT MARKERS	EACH	21.000	$20.00	$420.00
91	6341030	THERMOPLASTIC PAVEMENT MARKING (24-INCH SOLID WHITE)	LINFT	1,177.000	$12.50	$14,712.50
92	6341060	THERMOPLASTIC PAVEMENT MARKING (VARIES)	SQFT	703.000	$12.50	$8,787.50
93	6370110	TEMPORARY POLLUTION CONTROL	LS	1.000	$5,000.00	$5,000.00
94	6370190	DUST CONTROL	LS	1.000	$500.00	$500.00
					Total Bid for Award Consideration:	$1,854,007.00

AMERICAN OVERSIGHT

Stephanie M. Klapstein

From: Milken Institute <events@milkeninstitute.org>
Sent: Thursday, April 26, 2018 10:20 AM
To: Daniel Schwartz
Cc: sldombrowski@nevadatreasurer.gov
Subject: Confirmation: 2018 Global Conference Private Reception and Dinner

View web version

Confirmation: Private Welcome Reception hosted by WorldQuant and Private Dinner at the Home of Lynda & Steward Resnick

Sunday, April 29, 2018

We are pleased you will be joining us on **Sunday, April 29** for a Private Welcome Reception followed by an exclusive Dinner.

Attending: Daniel Schwartz

Private Welcome Reception hosted by

4:30 PM – 6:00 PM
Beverly Canon Gardens
225 N. Canon Drive, Beverly Hills 90210

Private Dinner at the home of Lynda and Stewart Resnick
Cocktails: 6:30 PM
Dinner: 7:00 PM

Important Transportation Information:
Transportation will be provided from The Beverly Hilton to the reception from 4:15 PM – 6:00 PM as well as from the reception to dinner from 6:00 PM – 6:50 PM. Shuttles will return guests to the Beverly Hilton at the

AMERICAN OVERSIGHT

conclusion of the evening. Parking is not available at the dinner location. Guests should plan to take shuttle transport.

We look forward to seeing you.

This invitation is non-transferable. Please bring a photo ID.

Need to cancel? Click Here

If you'd prefer not to receive emails like this from The Milken Institute in the future click here.

Your privacy is important to us. Please review the Milken Institute Privacy Policy.

#MIGlobal

MILKEN INSTITUTE
SANTA MONICA | WASHINGTON | LONDON | SINGAPORE

© 2018 Milken Institute. All rights reserved.
1250 Fourth Street | Santa Monica, CA 90401 | +1 310 570 4600

AMERICAN OVERSIGHT

Stephanie M. Klapstein

From: The National Law Review - Jennifer Schaller <klappe@natlawreview.com>
Sent: Thursday, August 16, 2018 7:10 AM
To: John Hutchison
Subject: Construction & Real Estate Legal News from the National Law Review

Click here to view the online version.

AUGUST 16, 2018

Construction & Real Estate News

In house attorneys looking for a better way to organize, vet and easily retrieve legal news created the National Law Review on-line edition.

Around the clock, the National Law Review's editors screen and classify breaking news and analysis authored by recognized legal professionals and our own journalists.

There is no log in to access the database and new articles are added hourly.

Quick Links

Stark & Stark
Right of Sub-Contractor to Sue Upper Tier Contractor

McDermott Will & Emery
Proposed Land Ownership Register for Non-UK Entities Expected in 2021

Womble Bond Dickinson (US)
Guide to Opportunity Zones: How Taxpayers can Achieve Capital Gains Tax Benefits

Unclogging the Equity of Redemption without "DRANO": Recent New York State Decision Sheds Light on Mortgage Loans Additionally Secured by Equity Pledges

On June 19, 2018, in HH Cincinnati Textile L.P. v. Acres Capital Servicing LLC,1 the Supreme Court of the State of New York refused to issue a preliminary injunction to prevent the foreclosure sale of the equity interests in two borrowers under Article 9 of the Uniform Commercial Code ("UCC"). HH Cincinnati Textile L.P. and HH KC Mark Twain, L.P. (together, the

AMERICAN OVERSIGHT

and Support Enterprise in Underserved Communities

Allen Matkins Leck Gamble Mallory & Natsis LLP
Six Years Ago, I Said this was a Mistake and now the Legislature Agrees

Covington & Burling LLP
Best Projects for Outsmarting Common Pitfalls in Smart City Projects

Sills Cummis & Gross P.C.
A New Opportunity for Deferring and Reducing Capital Gains While Making Attractive Investments in America's Distressed Areas

K&L Gates
Nominated or Not - Basic Rules of Subcontracting in Poland

Stark & Stark
Errors Made in Filing Residential Construction Liens





"Borrowers") owned and financed redevelopment projects on real property located out of state in Cincinnati and Kansas City. Instead of entering into a mortgage loan secured by real property and entering into a separate mezzanine loan secured by limited partnership interests in the Borrowers, the parties to the litigation entered into a single loan secured by both forms of collateral. **Read More on Loans Here>**

IRS Releases New "Issue Snapshot" on Single-Family Housing Bonds



The IRS has released another "issue snapshot," which deals with qualified mortgage bonds (or, as they are often called in our lingo, single-family housing bonds). An issuer uses the proceeds of qualified mortgage bonds to make loans to private homeowners. Because of the private loan limitation, the bonds are private activity bonds. **More on Bonds Here**

Seal or no Seal? Virginia Supreme Court Decision Should Prompt Closer Scrutiny of Leases



A recent ruling by the Supreme Court of Virginia may invalidate hundreds of leases because they are not under "seal" and therefore do not meet Virginia's "Deed of Lease" requirement. Landlords and tenants should review their Virginia leases to ensure compliance with this pivotal decision. **More on Court's Decision Here >**

Come check us out at www.NatLawReview.com
Please let other interested professionals know about this valuable and free resource!

If you know someone interested in publishing with the National Law Review, kindly contact us at:

The National Law Review
National Law Forum, LLC
Jennifer Schaller, Esq.
jschaller@NatLawReview.com
P: 708.357.3317

AMERICAN OVERSIGHT



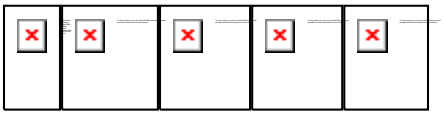

The National Law Review
708-357-3317 | jschaller@natlawreview.com | www.natlawreview.com
4700 Gilbert Avenue Suite #47 #230
Western Springs, IL 60558



This email was sent to jhutchison@business.nv.gov

why did I get this? unsubscribe from this list update subscription preferences

The National Law Review · 4700 Gilbert Suite 47 #230 · Western Springs · Illinois · 60558

www.NatLawReview.com

Click here to view the online version.



AMERICAN OVERSIGHT

Stephanie M. Klapstein

From: The National Law Review - Jennifer Schaller <klappe@natlawreview.com>
Sent: Saturday, August 18, 2018 6:15 AM
To: John Hutchison
Subject: Construction & Real Estate Legal News from the National Law Review

Click here to view the online version.

AUGUST 16, 2018

Construction & Real Estate News

In house attorneys looking for a better way to organize, vet and easily retrieve legal news created the National Law Review on-line edition.

Around the clock, the National Law Review's editors screen and classify breaking news and analysis authored by recognized legal professionals and our own journalists.

There is no log in to access the database and new articles are added hourly.

Quick Links

Stark & Stark
Right of Sub-Contractor to Sue Upper Tier Contractor

McDermott Will & Emery
Proposed Land Ownership Register for Non-UK Entities Expected in 2021

Womble Bond Dickinson (US)
Guide to Opportunity Zones: How Taxpayers can Achieve Capital Gains Tax Benefits

Unclogging the Equity of Redemption without "DRANO": Recent New York State Decision Sheds Light on Mortgage Loans Additionally Secured by Equity Pledges

On June 19, 2018, in HH Cincinnati Textile L.P. v. Acres Capital Servicing LLC,1 the Supreme Court of the State of New York refused to issue a preliminary injunction to prevent the foreclosure sale of the equity interests in two borrowers under Article 9 of the Uniform Commercial Code ("UCC"). HH Cincinnati Textile L.P. and HH KC Mark Twain, L.P. (together, the

AMERICAN OVERSIGHT

and Support Enterprise in Underserved Communities

Allen Matkins Leck Gamble Mallory & Natsis LLP
Six Years Ago, I Said this was a Mistake and now the Legislature Agrees

Covington & Burling LLP
Best Projects for Outsmarting Common Pitfalls in Smart City Projects

Sills Cummis & Gross P.C.
A New Opportunity for Deferring and Reducing Capital Gains While Making Attractive Investments in America's Distressed Areas

K&L Gates
Nominated or Not - Basic Rules of Subcontracting in Poland

Stark & Stark
Errors Made in Filing Residential Construction Liens





"Borrowers") owned and financed redevelopment projects on real property located out of state in Cincinnati and Kansas City. Instead of entering into a mortgage loan secured by real property and entering into a separate mezzanine loan secured by limited partnership interests in the Borrowers, the parties to the litigation entered into a single loan secured by both forms of collateral. **Read More on Loans Here>**

IRS Releases New "Issue Snapshot" on Single-Family Housing Bonds



The IRS has released another "issue snapshot," which deals with qualified mortgage bonds (or, as they are often called in our lingo, single-family housing bonds). An issuer uses the proceeds of qualified mortgage bonds to make loans to private homeowners. Because of the private loan limitation, the bonds are private activity bonds. **More on Bonds Here**

Seal or no Seal? Virginia Supreme Court Decision Should Prompt Closer Scrutiny of Leases



A recent ruling by the Supreme Court of Virginia may invalidate hundreds of leases because they are not under "seal" and therefore do not meet Virginia's "Deed of Lease" requirement. Landlords and tenants should review their Virginia leases to ensure compliance with this pivotal decision. **More on Court's Decision Here >**

Come check us out at www.NatLawReview.com
Please let other interested professionals know about this valuable and free resource!

If you know someone interested in publishing with the National Law Review, kindly contact us at:

The National Law Review
National Law Forum, LLC
Jennifer Schaller, Esq.
jschaller@NatLawReview.com
P: 708.357.3317

AMERICAN OVERSIGHT



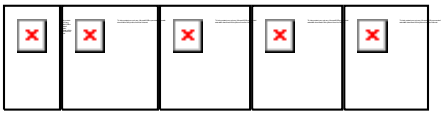

The National Law Review
708-357-3317 | jschaller@natlawreview.com | www.natlawreview.com
4700 Gilbert Avenue Suite #47 #230
Western Springs, IL 60558



This email was sent to jhutchison@business.nv.gov

why did I get this? unsubscribe from this list update subscription preferences

The National Law Review · 4700 Gilbert Suite 47 #230 · Western Springs · Illinois · 60558

www.NatLawReview.com

Click here to view the online version.



AMERICAN OVERSIGHT

Stephanie M. Klapstein

From: Cynthia M. O <cmo@clan.lib.nv.us>
Sent: Friday, June 15, 2018 6:05 PM
To: Cynthia M. O
Cc: Patrick Cates; Wayne Howle; Jeff M. Kintop
Subject: CoOp Meeting Packet
Attachments: 2018.6.18 Packet.pdf; 2018.6.13_FY2019 final Budget draft.xlsx; 2018.6.13_FY2019 final Budget draft_addrentinternet.xlsx; 2018.6.13_FY2019 final Budget draft_noCAR.xlsx

Dear CoOp Members,

Thank you for your patience as we adjusted budget options for some last minute considerations. Please find the attached packet for our Monday meeting as well as excel versions of the budgets for easier review. We will review each of these scenarios and cover the circumstances and decisions made to bring us to these options. We will also have a brief welcome orientation from OverDrive. I will be working tomorrow and please do not hesitate to call anytime if you have questions. Looking forward to a productive meeting on Monday- thank you again!

Respectfully,
Cyndi

NV Library CoOp Director
775-431-0097

Currently Reading: *Jitterbug Perfume* by Tom Robbins, *Rules of Civility* by Amor Towles and *High Performance Habits* by Brendon Burchard

AMERICAN OVERSIGHT

NOTICE OF PUBLIC MEETING
Nevada Library Cooperative (CoOp)

WHEN: Monday, 18 June 2018 - 10:00 am - 1:00 pm

WHERE: NV Supreme Court Law Library, rm 107
201 S Carson Street
Carson City, NV 89701

and GoToMeeting

NV CoOp Board Meeting
NV CoOp Executive Committee Meeting

Please join my meeting from your computer, tablet or smartphone.
https://global.gotomeeting.com/join/272942173

You can also dial in using your phone.
United States: +1 (571) 317-3122

Access Code: 272-942-173

First GoToMeeting? Let's do a quick system check: https://link.gotomeeting.com/system-check

IN ACCORDANCE WITH NRS 241, THE BOARD MAY: (I) CHANGE THE ORDER OF THE AGENDA, (II) COMBINE TWO OR MORE AGENDA ITEMS FOR CONSIDERATION, (III) REMOVE AN ITEM FROM THE AGENDA OR DELAY DISCUSSION RELATING TO AN ITEM ON THE AGENDA AT ANY TIME, (IV) AND IF THE AGENDA IS NOT COMPLETED, RECESS THE MEETING AND CONTINUE ON ANOTHER SPECIFIED DATE AND TIME.

NV LIBRARY COOPERATIVE BOARD AGENDA

1. **CALL TO ORDER:** Introduction of members and audience.

2. **PUBLIC COMMENT:** Members of the public who wish to address the Board may come forward and speak on any topic that is relevant to or within the authority of the Board. The Board respects the right of citizens to present differing opinions and views. Comments may be limited to three minutes per person. If you believe your item requires extended discussion or action, you may ask a member of the Board to place it on the Board's agenda for a future meeting. No action may be taken on a matter raised under this item of the agenda unless the matter is noticed on a Board agenda as an item on which action may be taken. In accordance with the Open Meeting Law, the Chairperson may recognize public comment at any time and/or may prohibit public comment if the person speaking is willfully disruptive of the meeting by being irrelevant, repetitious, slanderous, offensive, inflammatory, irrational or amounting to personal attacks or interfering with the rights of other speakers.

3. **FOR POSSIBLE ACTION:** Discussion and possible action on approval of agenda items.

4. **INFORMATION ONLY**: Presentation by OverDrive.

5. **FOR POSSIBLE ACTION:** Discussion and possible action to approve the final FY2019 CoOp budget.

6. **INFORMATION ONLY:** Discussion to determine agenda items for future meetings.

7. **FOR POSSIBLE ACTION:** Discussion and Possible Action to determine future meeting date(s).

8. **PUBLIC COMMENT:** Members of the public who wish to address the Board may come forward and speak on any topic that is relevant to or within the authority of the Board. The Board respects the right of citizens to present differing opinions and views. Comments may be limited to three minutes per person. If you believe your item requires extended discussion or action, you may ask a member of the Board to place it on the Board's agenda for a future meeting. No action may be taken on a matter raised under this item of

AMERICAN OVERSIGHT

the agenda unless the matter is noticed on a Board agenda as an item on which action may be taken. In accordance with the Open Meeting Law, the Chairperson may recognize public comment at any time and/or may prohibit public comment if the person speaking is willfully disruptive of the meeting by being irrelevant, repetitious, slanderous, offensive, inflammatory, irrational or amounting to personal attacks or interfering with the rights of other speakers.

9. **FOR POSSIBLE ACTION:** Adjournment

IN ACCORDANCE WITH NRS 241, THE COMMITTEE MAY: (I) CHANGE THE ORDER OF THE AGENDA, (II) COMBINE TWO OR MORE AGENDA ITEMS FOR CONSIDERATION, (III) REMOVE AN ITEM FROM THE AGENDA OR DELAY DISCUSSION RELATING TO AN ITEM ON THE AGENDA AT ANY TIME, (IV) AND IF THE AGENDA IS NOT COMPLETED, RECESS THE MEETING AND CONTINUE ON ANOTHER SPECIFIED DATE AND TIME.

NV LIBRARY COOPERATIVE EXECUTIVE COMMITTEE MEETING

1. **CALL TO ORDER:** Introduction of members and audience.

2. **PUBLIC COMMENT:** Members of the public who wish to address the Executive Committee may come forward and speak on any topic that is relevant to or within the authority of the Committee. The Committee respects the right of citizens to present differing opinions and views. Comments may be limited to three minutes per person. If you believe your item requires extended discussion or action, you may ask a member of the Committee to place it on the Committee's agenda for a future meeting. No action may be taken on a matter raised under this item of the agenda unless the matter is noticed on a Committee agenda as an item on which action may be taken. In accordance with the Open Meeting Law, the Chairperson may recognize public comment at any time and/or may prohibit public comment if the person speaking is willfully disruptive of the meeting by being irrelevant, repetitious, slanderous, offensive, inflammatory, irrational or amounting to personal attacks or interfering with the rights of other speakers.

3. **FOR POSSIBLE ACTION:** Discussion and possible action on approval of agenda items.

4. **FOR POSSIBLE ACTION:** Discussion and possible action to approve the final FY2019 CoOp budget.

5. **INFORMATION ONLY:** Discussion to determine agenda items for future meetings.

6. **FOR POSSIBLE ACTION:** Discussion and Possible Action to determine future meeting date(s).

7. **PUBLIC COMMENT:** Members of the public who wish to address the Executive Committee may come forward and speak on any topic that is relevant to or within the authority of the Committee. The Committee respects the right of citizens to present differing opinions and views. Comments may be limited to three minutes per person. If you believe your item requires extended discussion or action, you may ask a member of the Committee to place it on the Committee's agenda for a future meeting. No action may be taken on a matter raised under this item of the agenda unless the matter is noticed on a Committee agenda as an item on which action may be taken. In accordance with the Open Meeting Law, the Chairperson may recognize public comment at any time and/or may prohibit public comment if the person speaking is willfully disruptive of the meeting by being irrelevant, repetitious, slanderous, offensive, inflammatory, irrational or amounting to personal attacks or interfering with the rights of other speakers.

8. **FOR POSSIBLE ACTION:** Adjournment

If you need special accommodations or copies of the documentation referenced above, please contact Cyndi O at 775-583-8750, by 14 June 2018.

In accordance with NRS 241.020, this public notice and agenda was posted on or before 13 June 2018 on the Nevada Library Cooperative website, http://www.nvlibrarycoop.org, the State of Nevada's Public Notice Website, https://notice.nv.gov, and in the following locations:

Nevada State Library & Archives, 100 N. Stewart St, Carson City, NV 89701
Carson City Library, 900 N. Roop St, Carson City, NV 89701
Elko County Library, 720 Court St, Elko, NV 89801

AMERICAN OVERSIGHT

BUDGET OPT. 1

Vendor Name	Billing Due	Paid this FY?	Services Provided	Scope of Work
BIBLIOTHECA LLC DBA	July	x	3M ebooks and audiobooks	
POLARIS USERS GROUP INC				
JFG SYSTEMS INC	monthly		Contracted IT support	
ENVISIONWARE INC	February	x	Time/print management software	
FARONICS TECHNOLOGIES USA INC	February	x	DeepFreeze	
INNOVATIVE INTERFACES INC	November	x	ILS	
SURVEYMONKEY.COM LLC	January	x	Survey tool	
OCLC	January	x	CONTENTdm	
EVANCED SOLUTIONS INC				
RECORDED BOOKS INC	December	x	Zinio emagazines	
CITRIX SYSTEMS INC				
NEVADA BELL TELEPHONE	monthly		Data lines, fax	
CHARTER COMMUNICATIONS	monthly		Internet	
GetGoInc	March	x	GoToMeeting	
SpringShare	January	x	LibGuides/LibCal	

AMERICAN OVERSIGHT

NV-DA-20-0615-A-000437

Library Application Percentages Page 2

Based on FY2013 data

Member	%	Circulation	%	Patrons	%	Items	Average %
Beatty	0.74%	8580	0.51%	791	1.43%	15750	0.8901%
Carson	33.75%	393765	28.44%	44324	10.19%	112490	24.1286%
Churchill	13.03%	152046	8.48%	13221	8.23%	90843	9.9161%
Elko	19.74%	230326	17.54%	27339	12.07%	133166	16.4506%
Esmeralda	0.65%	7571	0.46%	721	1.99%	21934	1.0331%
Humboldt	7.91%	92256	12.60%	19636	7.45%	82234	9.3195%
Lincoln	0.00%	0	0.00%	0	1.65%	18171	0.5489%
Lyon	15.22%	177574	20.05%	31258	10.97%	121108	15.4172%
Mineral	2.50%	29130	2.82%	4398	3.76%	41513	3.0269%
NDOT		0			0.00%		0.0000%
NHS	0.00%	0	0.00%	0	1.34%	14736	0.4451%
NRM	0.00%	0	0.00%	0	0.04%	387	0.0117%
NSC	0.00%	0	0.00%	0	1.74%	19162	0.5788%
NSLA	0.74%	8619	1.93%	3013	27.85%	307318	10.1736%
NSMH	0.00%	0	0.00%	0	0.23%	2588	0.0782%
Pershing	1.83%	21354	2.35%	3659	3.49%	38512	2.5560%
SNC	0.18%	2076	1.28%	1990	2.86%	31547	1.4378%
Storey	0.00%	0	0.00%	0	0.00%	0	0.0000%
Tonopah	1.06%	12365	0.59%	924	1.09%	12067	0.9154%
WPC	2.65%	30904	2.94%	4589	3.62%	39991	3.0725%
	100.00%	1166566	100.00%	155863	100.00%	1103517	100.0000%

Maintenance-WAN Percentages

	%	Logins - all inc contacts	%			LIB average %	Total Average
Beatty	3.5242%	8				0.8901%	2.2072%
Carson	14.0969%	32				24.1286%	19.1128%
Churchill	3.9648%	9				9.9161%	6.9404%
Elko	17.1806%	39				16.4506%	16.8156%
Esmeralda	5.2863%	12				1.0331%	3.1597%
Humboldt	7.0485%	16				9.3195%	8.1840%
Lincoln	2.6432%	6				0.5489%	1.5960%
Lyon	15.8590%	36				15.4172%	15.6381%
Mineral	4.8458%	11				3.0269%	3.9364%
NDOT	0.0000%					0.0000%	0.0000%
NHS	0.4405%	1				0.4451%	0.4428%
NRM	0.4405%	1				0.0117%	0.2261%
NSC	1.7621%	4				0.5788%	1.1705%
NSLA	8.8106%	20				10.1736%	9.4921%
NSMH	0.4405%	1				0.0782%	0.2594%
Pershing	5.2863%	12				2.5560%	3.9212%
SNC	2.2026%	5				1.4378%	1.8202%
Storey	0.0000%	0				0.0000%	0.0000%
Tonopah	2.6432%	6				0.9154%	1.7793%
WPC	3.5242%	8				3.0725%	3.2983%
	100.0000%	227				100.0000%	100.0000%

AMERICAN OVERSIGHT

AMERICAN OVERSIGHT

COOP COSTS	CAT 45			CAT 01	CAT 04	CAT 26	CAT 82	CAT 87	CAT 88	CAT 45		CAT 45	
Member & Contract Limit	**Shared Polaris Costs**	**Library Percentage**	**Percentage averaged**	**Personnel**	**AG Tort Claim Assessment**	**EITS**	**Dept Admin**	**Purchaing Assessment**	**Statewide Cost Allocation**	**Associated Member Charges**	**CoOp Services Billing**	**Cafeteria Options**	**Total Billed Amount for CoOp Services & Cafeteria Options**
	$80,643.08			$107,810.05	$197.00	$680.00	$14,557.00	$805.00	$4,678.00	$68,067.94			
Beatty - $6127	716.80	0.89%	2.21%	2,379.54	4.35	15.01		17.77	103.25	1,386.41	**$4,623.19**	$200.00	***$4,823.19***
Carson - $68,235	19,458.04	24.13%	19.11%	20,605.47	37.65	129.97		153.86	894.09	9,834.74	**$51,114.42**	$5,757.50	***$56,871.92***
Churchill - $46,910	7,996.63	9.92%	6.94%	7,482.47	13.67	47.19		55.87	324.67	4,876.77	**$20,797.49**	$7,276.15	***$28,073.64***
Elko - $65,880	13,266.26	16.45%	16.82%	18,128.91	33.13	114.35		135.37	786.63	11,794.28	**$44,259.44**	$7,421.82	***$51,681.26***
Esmeralda - $8247	833.10	1.03%	3.16%	3,406.48	6.22	21.49		25.44	147.81	2,005.85	**$6,446.48**	$272.00	***$6,718.48***
Humboldt - $42,561	7,515.55	9.32%	8.18%	8,823.17	16.12	55.65		65.88	382.85	6,005.94	**$22,865.43**	$6,444.20	***$29,309.63***
Lincoln - $3710	442.63	0.55%	1.60%	1,720.68	3.14	10.85		12.85	74.66	1,307.21	**$3,572.07**	$0.00	***$3,572.07***
Lyon - $54,030	12,432.87	15.42%	15.64%	16,859.44	30.81	106.34		125.89	731.55	10,232.77	**$40,520.08**	$5,687.58	***$46,207.66***
Mineral - $13,233	2,440.98	3.03%	3.94%	4,243.78	7.75	26.77		31.69	184.14	3,194.39	**$10,129.60**	$692.97	***$10,822.57***
NV Historical Society - $1365	358.96	0.45%	0.44%	477.41	0.87	3.01		3.56	20.72	395.15	**$1,259.70**	$0.00	***$1,259.70***
Nevada RR Museum - $830	9.43	0.01%	0.23%	243.77	0.45	1.54		1.82	10.58	301.97	**$569.55**	$0.00	***$569.55***
NV Supreme Court Library - $14,715	466.78	0.58%	1.17%	1,261.88	2.31	7.96		9.42	54.75	1,322.29	**$3,125.42**	$1,701.95	***$4,827.37***
NV Library and Archives - $36,575	8,204.33	10.17%	9.49%	10,233.44	18.70	64.55	$14,557.00	76.41	444.04	6,584.26	**$40,182.98**	$15,016.08	***$55,199.06***
NVMuseum and Historical Society (LV) - $877	63.04	0.08%	0.26%	279.61	0.51	1.76		2.09	12.13	316.26	**$675.41**	$0.00	***$675.41***
Pershing - $12,100	2,061.24	2.56%	3.92%	4,227.42	7.72	26.66		31.57	183.43	2,974.28	**$9,512.44**	$1,408.30	***$10,920.74***
Sierra NV College - $5645	1,159.51	1.44%	1.82%	1,962.40	3.59	12.38		14.65	85.15	1,415.80	**$4,653.53**	$0.00	***$4,653.53***
Storey - (Client, Level 1)	0.00	0.00%	0.00%	0.00	0.00	0.00		0.00	0.00	405.05	**$405.05**	$1,232.00	***$1,637.05***
Tonopah - $4886	738.23	0.92%	1.78%	1,918.26	3.51	12.10		14.32	83.24	1,203.07	**$3,972.78**	$264.00	***$4,236.78***
White Pine - $13,506	2,477.72	3.07%	3.30%	3,555.94	6.50	22.43		26.55	154.30	2,511.48	**$8,755.01**	$2,789.65	***$11,544.66***
	$80,642.09	100.00%	100.00%	$107,810.05	$197.00	$680.00	$14,557.00	$805.00	$4,678.00	$68,067.94	**$277,440.08**	$56,164.20	**$333,604.28**

NV-DA-20-0615-A-000439

Polaris Costs		Cost Per	Individual	Shared/all	Total
LEAP				$2,801.40	$2,801.40
WAM (Wireless Access Manage	0	$750.84			
Children's PAC	1	$515.55		$515.55	$515.55
Polaris Client	135	$202.53	$27,340.96		$27,340.96
Polaris Client shared	17	$202.53		$3,442.94	$3,442.94
Community Profiles	1	$941.26		$941.26	$941.26
Polaris Server	1	$38,111.97		$38,111.97	$38,111.97
Export Express	1	$429.04		$429.04	$429.04
Syndetics (Book Jackets)	1	$1,152.38		$1,152.38	$1,152.38
Outbound/Inbound Telephony	1	$107.26		$107.26	$107.26
Outbound Telephony	1	$1,126.24		$1,126.24	$1,126.24
Inventory Control Mx	1	$750.83		$750.83	$750.83
Simply Reports (2 user)	2	$676.67		$1,353.33	$1,353.33
Polaris Mobile PAC	1	$681.03		$681.03	$681.03
URL Detect/Export	1	$214.53		$214.53	$214.53
EDI (Baker & Taylor and Ingram	2	$257.78		$515.56	$515.56
Polaris API	1	$1,764.88		$1,764.88	$1,764.88
Cloud Hosting	1			$26,734.88	$26,734.88
			$27,340.96	$80,643.08	$107,984.04

MEMBER		#STAFF CLIENTS
Shared	$3,442.94	17
Beatty	$405.05	2
Carson	$5,873.24	29
Churchill	$1,620.21	8
Elko	$4,050.51	20
Esmeralda	$607.58	3
Humboldt	$2,227.78	11
Lincoln	$607.58	3
Lyon	$3,037.88	15
Mineral	$1,417.68	7
NDOT	$0.00	0
NHS	$202.53	1
NRM	$202.53	1
NSC	$810.10	4
NSLA	$2,430.31	12
NSMH	$202.53	1
Pershing	$1,215.15	6
SNC	$607.58	3
Storey	**$405.05**	**2**
Tonopah	$405.05	2
White Pine	$1,012.63	5
	$30,783.90	152

Inventory	WAM/352
	$0.00

AMERICAN OVERSIGHT

NV-DA-20-0615-A-000440

Associated Member Charges	Polaris Client ($202.53/per)	Manpower	LibGuides	JFG	State B&G Insurnace	Adams Hub Rent/Internet	Cell/mail	Travel (3000 OOS, 1000 IS)	TOTAL
Beatty	$ 405.05	$ 523.88	$ 39.68	$ 110.36	$ 2.85	$ 198.64	$ 17.66	$ 88.29	$1,386.41
Carson	$ 5,873.24		$ 343.65	$ 955.64	$ 24.66	$ 1,720.15	$ 152.90	$ 764.51	$9,834.74
Churchill	$ 1,620.21	$ 1,818.02	$ 124.79	$ 347.02	$ 8.95	$ 624.64	$ 55.52	$ 277.62	$4,876.77
Elko	$ 4,050.51	$ 4,258.40	$ 302.34	$ 840.78	$ 21.69	$ 1,513.40	$ 134.52	$ 672.62	$11,794.28
Esmeralda	$ 607.58	$ 743.36	$ 56.81	$ 157.99	$ 4.08	$ 284.37	$ 25.28	$ 126.39	$2,005.85
Humboldt	$ 2,227.78	$ 2,081.86	$ 147.15	$ 409.20	$ 10.56	$ 736.56	$ 65.47	$ 327.36	$6,005.94
Lincoln	$ 607.58	$ 368.82	$ 28.70	$ 79.80	$ 2.06	$ 143.64	$ 12.77	$ 63.84	$1,307.21
Lyon	$ 3,037.88	$ 3,953.58	$ 281.17	$ 781.90	$ 20.17	$ 1,407.43	$ 125.10	$ 625.52	$10,232.77
Mineral	$ 1,417.68	$ 960.82	$ 70.78	$ 196.82	$ 5.08	$ 354.27	$ 31.49	$ 157.45	$3,194.39
NDOT									$0.00
NHS	$ 202.53	$ 100.84	$ 7.96	$ 22.14	$ 0.57	$ 39.85	$ 3.54	$ 17.71	$395.15
NRM	$ 202.53	$ 52.58	$ 4.07	$ 11.31	$ 0.29	$ 20.35	$ 1.81	$ 9.04	$301.97
NSC	$ 810.10	$ 269.58	$ 21.04	$ 58.52	$ 1.51	$ 105.34	$ 9.36	$ 46.82	$1,322.29
NSLAPR	$ 2,430.31	$ 2,186.52	$ 170.67	$ 474.61	$ 12.24	$ 854.29	$ 75.94	$ 379.68	$6,584.26
NSMH	$ 202.53	$ 59.98	$ 4.66	$ 12.97	$ 0.33	$ 23.34	$ 2.07	$ 10.37	$316.26
Pershing	$ 1,215.15	$ 946.38	$ 70.50	$ 196.06	$ 5.06	$ 352.91	$ 31.37	$ 156.85	$2,974.28
SNC	$ 607.58	$ 430.94	$ 32.73	$ 91.01	$ 2.35	$ 163.82	$ 14.56	$ 72.81	$1,415.80
Storey	$ 405.05		$ -	$ -	$ -	$ -	$ -	$ -	$405.05
Tonopah	$ 405.05	$ 429.22	$ 31.99	$ 88.96	$ 2.30	$ 160.14	$ 14.23	$ 71.17	$1,203.07
White Pine	$ 1,012.63	$ 815.20	$ 59.30	$ 164.92	$ 4.25	$ 296.85	$ 26.39	$ 131.93	$2,511.48
	$ 27,340.96	$20,000.00	$ 1,798.00	$ 5,000.00	$ 129.00	$ 9,000.00	$ 800.00	$ 4,000.00	
									$68,067.94

AMERICAN OVERSIGHT

AMERICAN OVERSIGHT

	#Faronics	#Envisionware	Extended Services	Sonic Wall and/or wireless	Contentdm ($14,670.79)	Faronics	Envisionware Site License(s)	Envisionware Clients	Envisionware MobilePrint
Beatty									
Carson					$ 1,257.50				
Churchill	29	25			$ 1,257.50	$ 232.00	$ 135.00	$ 206.50	$ 725.00
Elko		32			$ 1,257.50		$ 675.00	$ 264.32	$ 725.00
Esmeralda	9					$ 72.00			
Humboldt	15	15			$ 1,257.50	$ 120.00	$ 135.00	$ 123.90	
Lincoln	9					$ 72.00			
Lyon	30	33				$ 240.00	$ 675.00	$ 272.58	
Mineral	10	7				$ 80.00	$ 135.00	$ 57.82	
NV Historical Society									
Nevada RR Museum									
NV Supreme Court Library	6	5			$ 1,257.50	$ 48.00	$ 135.00	$ 41.30	
NV Library and Archives	23	30	$ 8,520.00	$ 850.00	$ 2,934.13	$ 184.00	$ 135.00	$ 247.80	$ 725.00
NVMuseum and Historical Society (LV)									
Pershing	4	5				$ 32.00	$ 135.00	$ 41.30	
Sierra NV College									
Storey	4					$ 32.00			
Tonopah	8					$ 64.00			
White Pine	14				$ 1,257.50	$ 112.00			
	161	152	$ 8,520.00						

NV-DA-20-0615-A-000442

AMERICAN OVERSIGHT

Envisionware Self Check	Envisionware Coin Machine	OverDrive Platform	OverDrive Content	Total Cafeteria Options
		$200		$200.00
		$ 1,000.00	$ 3,500.00	$5,757.50
$ 220.15		$ 1,000.00	$ 3,500.00	$7,276.15
		$ 1,000.00	$ 3,500.00	$7,421.82
		$ 200.00		$272.00
	$ 307.80	$ 1,000.00	$ 3,500.00	$6,444.20
		$ 200.00		$272.00
		$ 1,000.00	$ 3,500.00	$5,687.58
$ 220.15		$ 200.00		$692.97
				$0.00
				$0.00
$ 220.15				$1,701.95
$ 220.15		$ 200.00	$ 1,000.00	$15,016.08
				$0.00
		$ 200.00	$ 1,000.00	$1,408.30
				$0.00
		$ 200.00	$ 1,000.00	$1,232.00
		$ 200.00		$264.00
$ 220.15		$ 200.00	$ 1,000.00	$2,789.65
				$56,436.20
		$6,800	$21,500	

add $1200 Amargosa and Pahrump
add $2500 A & P

NV-DA-20-0615-A-000443

AMERICAN OVERSIGHT

BUDGET OPTION 2 - 6 mo. rent/internet

Vendor Name	Billing Due	Paid this FY?	Services Provided	Scope of Work
BIBLIOTHECA LLC DBA	July	x	3M ebooks and audiobooks	
POLARIS USERS GROUP INC				
JFG SYSTEMS INC	monthly		Contracted IT support	
ENVISIONWARE INC	February	x	Time/print management software	
FARONICS TECHNOLOGIES USA INC	February	x	DeepFreeze	
INNOVATIVE INTERFACES INC	November	x	ILS	
SURVEYMONKEY.COM LLC	January	x	Survey tool	
OCLC	January	x	CONTENTdm	
EVANCED SOLUTIONS INC				
RECORDED BOOKS INC	December	x	Zinio emagazines	
CITRIX SYSTEMS INC				
NEVADA BELL TELEPHONE	monthly		Data lines, fax	
CHARTER COMMUNICATIONS	monthly		Internet	
GetGoInc	March	x	GoToMeeting	
SpringShare	January	x	LibGuides/LibCal	

NV-DA-20-0615-A-000444

Library Application Percentages Page 2

Based on FY2013 data

Member	%	Circulation	%	Patrons	%	Items	Average %
Beatty	0.74%	8580	0.51%	791	1.43%	15750	0.8901%
Carson	33.75%	393765	28.44%	44324	10.19%	112490	24.1286%
Churchill	13.03%	152046	8.48%	13221	8.23%	90843	9.9161%
Elko	19.74%	230326	17.54%	27339	12.07%	133166	16.4506%
Esmeralda	0.65%	7571	0.46%	721	1.99%	21934	1.0331%
Humboldt	7.91%	92256	12.60%	19636	7.45%	82234	9.3195%
Lincoln	0.00%	0	0.00%	0	1.65%	18171	0.5489%
Lyon	15.22%	177574	20.05%	31258	10.97%	121108	15.4172%
Mineral	2.50%	29130	2.82%	4398	3.76%	41513	3.0269%
NDOT		0			0.00%		0.0000%
NHS	0.00%	0	0.00%	0	1.34%	14736	0.4451%
NRM	0.00%	0	0.00%	0	0.04%	387	0.0117%
NSC	0.00%	0	0.00%	0	1.74%	19162	0.5788%
NSLA	0.74%	8619	1.93%	3013	27.85%	307318	10.1736%
NSMH	0.00%	0	0.00%	0	0.23%	2588	0.0782%
Pershing	1.83%	21354	2.35%	3659	3.49%	38512	2.5560%
SNC	0.18%	2076	1.28%	1990	2.86%	31547	1.4378%
Storey	0.00%	0	0.00%	0	0.00%	0	0.0000%
Tonopah	1.06%	12365	0.59%	924	1.09%	12067	0.9154%
WPC	2.65%	30904	2.94%	4589	3.62%	39991	3.0725%
	100.00%	1166566	100.00%	155863	100.00%	1103517	100.0000%

Maintenance-WAN Percentages

	%	Logins - all inc contacts	%			LIB average %	Total Average
Beatty	3.5242%	8				0.8901%	2.2072%
Carson	14.0969%	32				24.1286%	19.1128%
Churchill	3.9648%	9				9.9161%	6.9404%
Elko	17.1806%	39				16.4506%	16.8156%
Esmeralda	5.2863%	12				1.0331%	3.1597%
Humboldt	7.0485%	16				9.3195%	8.1840%
Lincoln	2.6432%	6				0.5489%	1.5960%
Lyon	15.8590%	36				15.4172%	15.6381%
Mineral	4.8458%	11				3.0269%	3.9364%
NDOT	0.0000%					0.0000%	0.0000%
NHS	0.4405%	1				0.4451%	0.4428%
NRM	0.4405%	1				0.0117%	0.2261%
NSC	1.7621%	4				0.5788%	1.1705%
NSLA	8.8106%	20				10.1736%	9.4921%
NSMH	0.4405%	1				0.0782%	0.2594%
Pershing	5.2863%	12				2.5560%	3.9212%
SNC	2.2026%	5				1.4378%	1.8202%
Storey	0.0000%	0				0.0000%	0.0000%
Tonopah	2.6432%	6				0.9154%	1.7793%
WPC	3.5242%	8				3.0725%	3.2983%
	100.0000%	227				100.0000%	100.0000%

AMERICAN OVERSIGHT

AMERICAN OVERSIGHT

COOP COSTS	CAT 45			CAT 01	CAT 04	CAT 26	CAT 82	CAT 87	CAT 88	CAT 45		CAT 45	
Member & Contract Limit	**Shared Polaris Costs**	**Library Percentage**	**Percentage averaged**	**Personnel**	**AG Tort Claim Assessment**	**EITS**	**Dept Admin**	**Purchaing Assessment**	**Statewide Cost Allocation**	**Associated Member Charges**	**CoOp Services Billing**	**Cafeteria Options**	**Total Billed Amount for CoOp Services & Cafeteria Options**
	$80,643.08			$107,810.05	$197.00	$680.00	$14,557.00	$805.00	$4,678.00	$73,571.94			
Beatty - $6127	716.80	0.89%	2.21%	2,379.54	4.35	15.01		17.77	103.25	1,507.89	**$4,744.67**	$200.00	***$4,944.67***
Carson - $68,235	19,458.04	24.13%	19.11%	20,605.47	37.65	129.97		153.86	894.09	10,886.71	**$52,166.38**	$5,757.50	***$57,923.88***
Churchill - $46,910	7,996.63	9.92%	6.94%	7,482.47	13.67	47.19		55.87	324.67	5,258.77	**$21,179.49**	$7,276.15	***$28,455.64***
Elko - $65,880	13,266.26	16.45%	16.82%	18,128.91	33.13	114.35		135.37	786.63	12,719.81	**$45,184.97**	$7,421.82	***$52,606.79***
Esmeralda - $8247	833.10	1.03%	3.16%	3,406.48	6.22	21.49		25.44	147.81	2,179.76	**$6,620.39**	$272.00	***$6,892.39***
Humboldt - $42,561	7,515.55	9.32%	8.18%	8,823.17	16.12	55.65		65.88	382.85	6,456.39	**$23,315.88**	$6,444.20	***$29,760.08***
Lincoln - $3710	442.63	0.55%	1.60%	1,720.68	3.14	10.85		12.85	74.66	1,395.05	**$3,659.91**	$0.00	***$3,659.91***
Lyon - $54,030	12,432.87	15.42%	15.64%	16,859.44	30.81	106.34		125.89	731.55	11,093.49	**$41,380.80**	$5,687.58	***$47,068.38***
Mineral - $13,233	2,440.98	3.03%	3.94%	4,243.78	7.75	26.77		31.69	184.14	3,411.04	**$10,346.26**	$692.97	***$11,039.23***
NV Historical Society - $1365	358.96	0.45%	0.44%	477.41	0.87	3.01		3.56	20.72	419.52	**$1,284.08**	$0.00	***$1,284.08***
Nevada RR Museum - $830	9.43	0.01%	0.23%	243.77	0.45	1.54		1.82	10.58	314.42	**$582.00**	$0.00	***$582.00***
NV Supreme Court Library - $14,715	466.78	0.58%	1.17%	1,261.88	2.31	7.96		9.42	54.75	1,386.71	**$3,189.84**	$1,701.95	***$4,891.79***
NV Library and Archives - $36,575	8,204.33	10.17%	9.49%	10,233.44	18.70	64.55	$14,557.00	76.41	444.04	7,106.70	**$40,705.42**	$15,016.08	***$55,721.50***
NVMuseum and Historical Society (LV) - $877	63.04	0.08%	0.26%	279.61	0.51	1.76		2.09	12.13	330.54	**$689.69**	$0.00	***$689.69***
Pershing - $12,100	2,061.24	2.56%	3.92%	4,227.42	7.72	26.66		31.57	183.43	3,190.10	**$9,728.26**	$1,408.30	***$11,136.56***
Sierra NV College - $5645	1,159.51	1.44%	1.82%	1,962.40	3.59	12.38		14.65	85.15	1,515.98	**$4,753.71**	$0.00	***$4,753.71***
Storey - (Client, Level 1)	0.00	0.00%	0.00%	0.00	0.00	0.00		0.00	0.00	405.05	**$405.05**	$1,232.00	***$1,637.05***
Tonopah - $4886	738.23	0.92%	1.78%	1,918.26	3.51	12.10		14.32	83.24	1,301.00	**$4,070.72**	$264.00	***$4,334.72***
White Pine - $13,506	2,477.72	3.07%	3.30%	3,555.94	6.50	22.43		26.55	154.30	2,693.02	**$8,936.55**	$2,789.65	***$11,726.20***
	$80,642.09	100.00%	100.00%	$107,810.05	$197.00	$680.00	$14,557.00	$805.00	$4,678.00	$73,571.94	**$282,944.08**	$56,164.20	**$339,108.28**

NV-DA-20-0615-A-000446

Polaris Costs		Cost Per	Individual	Shared/all	Total
LEAP				$2,801.40	$2,801.40
WAM (Wireless Access Manage	0	$750.84			
Children's PAC	1	$515.55		$515.55	$515.55
Polaris Client	135	$202.53	$27,340.96		$27,340.96
Polaris Client shared	17	$202.53		$3,442.94	$3,442.94
Community Profiles	1	$941.26		$941.26	$941.26
Polaris Server	1	$38,111.97		$38,111.97	$38,111.97
Export Express	1	$429.04		$429.04	$429.04
Syndetics (Book Jackets)	1	$1,152.38		$1,152.38	$1,152.38
Outbound/Inbound Telephony	1	$107.26		$107.26	$107.26
Outbound Telephony	1	$1,126.24		$1,126.24	$1,126.24
Inventory Control Mx	1	$750.83		$750.83	$750.83
Simply Reports (2 user)	2	$676.67		$1,353.33	$1,353.33
Polaris Mobile PAC	1	$681.03		$681.03	$681.03
URL Detect/Export	1	$214.53		$214.53	$214.53
EDI (Baker & Taylor and Ingram	2	$257.78		$515.56	$515.56
Polaris API	1	$1,764.88		$1,764.88	$1,764.88
Cloud Hosting	1			$26,734.88	$26,734.88
			$27,340.96	$80,643.08	$107,984.04

MEMBER		#STAFF CLIENTS
Shared	$3,442.94	17
Beatty	$405.05	2
Carson	$5,873.24	29
Churchill	$1,620.21	8
Elko	$4,050.51	20
Esmeralda	$607.58	3
Humboldt	$2,227.78	11
Lincoln	$607.58	3
Lyon	$3,037.88	15
Mineral	$1,417.68	7
NDOT	$0.00	0
NHS	$202.53	1
NRM	$202.53	1
NSC	$810.10	4
NSLA	$2,430.31	12
NSMH	$202.53	1
Pershing	$1,215.15	6
SNC	$607.58	3
Storey	**$405.05**	2
Tonopah	$405.05	2
White Pine	$1,012.63	5
	$30,783.90	152

Inventory	WAM/352
	$0.00

AMERICAN OVERSIGHT

NV-DA-20-0615-A-000447

Associated Member Charges	Polaris Client ($202.53/per)	Manpower	LibGuides	JFG	State B&G Insurnace	State Rent	Charter Internet	Adams Hub Rent/Internet	Cell/mail
Beatty	$ 405.05	$ 523.88	$ 39.68	$ 110.36	$ 2.85	$ 126.78	$ 94.02	$ 99.32	$ 17.66
Carson	$ 5,873.24		$ 343.65	$ 955.64	$ 24.66	$ 1,097.84	$ 814.20	$ 860.07	$ 152.90
Churchill	$ 1,620.21	$ 1,818.02	$ 124.79	$ 347.02	$ 8.95	$ 398.66	$ 295.66	$ 312.32	$ 55.52
Elko	$ 4,050.51	$ 4,258.40	$ 302.34	$ 840.78	$ 21.69	$ 965.89	$ 716.34	$ 756.70	$ 134.52
Esmeralda	$ 607.58	$ 743.36	$ 56.81	$ 157.99	$ 4.08	$ 181.49	$ 134.60	$ 142.19	$ 25.28
Humboldt	$ 2,227.78	$ 2,081.86	$ 147.15	$ 409.20	$ 10.56	$ 470.09	$ 348.64	$ 368.28	$ 65.47
Lincoln	$ 607.58	$ 368.82	$ 28.70	$ 79.80	$ 2.06	$ 91.68	$ 67.99	$ 71.82	$ 12.77
Lyon	$ 3,037.88	$ 3,953.58	$ 281.17	$ 781.90	$ 20.17	$ 898.25	$ 666.18	$ 703.71	$ 125.10
Mineral	$ 1,417.68	$ 960.82	$ 70.78	$ 196.82	$ 5.08	$ 226.10	$ 167.69	$ 177.14	$ 31.49
NDOT									
NHS	$ 202.53	$ 100.84	$ 7.96	$ 22.14	$ 0.57	$ 25.44	$ 18.86	$ 19.93	$ 3.54
NRM	$ 202.53	$ 52.58	$ 4.07	$ 11.31	$ 0.29	$ 12.99	$ 9.63	$ 10.17	$ 1.81
NSC	$ 810.10	$ 269.58	$ 21.04	$ 58.52	$ 1.51	$ 67.23	$ 49.86	$ 52.67	$ 9.36
NSLAPR	$ 2,430.31	$ 2,186.52	$ 170.67	$ 474.61	$ 12.24	$ 545.23	$ 404.36	$ 427.14	$ 75.94
NSMH	$ 202.53	$ 59.98	$ 4.66	$ 12.97	$ 0.33	$ 14.90	$ 11.05	$ 11.67	$ 2.07
Pershing	$ 1,215.15	$ 946.38	$ 70.50	$ 196.06	$ 5.06	$ 225.23	$ 167.04	$ 176.45	$ 31.37
SNC	$ 607.58	$ 430.94	$ 32.73	$ 91.01	$ 2.35	$ 104.55	$ 77.54	$ 81.91	$ 14.56
Storey	$ 405.05		$ -	$ -	$ -	$ -	$ -	$ -	$ -
Tonopah	$ 405.05	$ 429.22	$ 31.99	$ 88.96	$ 2.30	$ 102.20	$ 75.80	$ 80.07	$ 14.23
White Pine	$ 1,012.63	$ 815.20	$ 59.30	$ 164.92	$ 4.25	$ 189.46	$ 140.51	$ 148.43	$ 26.39
	$ 27,340.96	$20,000.00	$ 1,798.00	$ 5,000.00	$ 129.00	$ 5,744.00	$ 4,260.00	$ 4,500.00	$ 800.00

AMERICAN OVERSIGHT

Travel (3000 OOS, 1000 IS)	TOTAL
$ 88.29	$1,507.89
$ 764.51	$10,886.71
$ 277.62	$5,258.77
$ 672.62	$12,719.81
$ 126.39	$2,179.76
$ 327.36	$6,456.39
$ 63.84	$1,395.05
$ 625.52	$11,093.49
$ 157.45	$3,411.04
	$0.00
$ 17.71	$419.52
$ 9.04	$314.42
$ 46.82	$1,386.71
$ 379.68	$7,106.70
$ 10.37	$330.54
$ 156.85	$3,190.10
$ 72.81	$1,515.98
$ -	$405.05
$ 71.17	$1,301.00
$ 131.93	$2,693.02
$ 4,000.00	
	$73,571.94

AMERICAN OVERSIGHT

	#Faronics	#Envisionware	Extended Services	Sonic Wall and/or wireless	Contentdm ($14,670.79)	Faronics	Envisionware Site License(s)	Envisionware Clients	Envisionware MobilePrint
Beatty									
Carson					$ 1,257.50				
Churchill	29	25			$ 1,257.50	$ 232.00	$ 135.00	$ 206.50	$ 725.00
Elko		32			$ 1,257.50		$ 675.00	$ 264.32	$ 725.00
Esmeralda	9					$ 72.00			
Humboldt	15	15			$ 1,257.50	$ 120.00	$ 135.00	$ 123.90	
Lincoln	9					$ 72.00			
Lyon	30	33				$ 240.00	$ 675.00	$ 272.58	
Mineral	10	7				$ 80.00	$ 135.00	$ 57.82	
NV Historical Society									
Nevada RR Museum									
NV Supreme Court Library	6	5			$ 1,257.50	$ 48.00	$ 135.00	$ 41.30	
NV Library and Archives	23	30	$ 8,520.00	$ 850.00	$ 2,934.13	$ 184.00	$ 135.00	$ 247.80	$ 725.00
NVMuseum and Historical Society (LV)									
Pershing	4	5				$ 32.00	$ 135.00	$ 41.30	
Sierra NV College									
Storey	4					$ 32.00			
Tonopah	8					$ 64.00			
White Pine	14				$ 1,257.50	$ 112.00			
	161	152	$ 8,520.00						

AMERICAN OVERSIGHT

AMERICAN OVERSIGHT

Envisionware Self Check	Envisionware Coin Machine	OverDrive Platform	OverDrive Content	Total Cafeteria Options
		$200		$200.00
		$ 1,000.00	$ 3,500.00	$5,757.50
$ 220.15		$ 1,000.00	$ 3,500.00	$7,276.15
		$ 1,000.00	$ 3,500.00	$7,421.82
		$ 200.00		$272.00
	$ 307.80	$ 1,000.00	$ 3,500.00	$6,444.20
		$ 200.00		$272.00
		$ 1,000.00	$ 3,500.00	$5,687.58
$ 220.15		$ 200.00		$692.97
				$0.00
				$0.00
$ 220.15				$1,701.95
$ 220.15		$ 200.00	$ 1,000.00	$15,016.08
				$0.00
		$ 200.00	$ 1,000.00	$1,408.30
				$0.00
		$ 200.00	$ 1,000.00	$1,232.00
		$ 200.00		$264.00
$ 220.15		$ 200.00	$ 1,000.00	$2,789.65
				$56,436.20

$6,800 $21,500

add $1200 Amargosa and Pahrump

add $2500 A & P

NV-DA-20-0615-A-000451

AMERICAN OVERSIGHT

BUDGET OPTION 3 - NO CAR

Vendor Name	Billing Due	Paid this FY?	Services Provided	Scope of Work
BIBLIOTHECA LLC DBA	July	x	3M ebooks and audiobooks	
POLARIS USERS GROUP INC				
JFG SYSTEMS INC	monthly		Contracted IT support	
ENVISIONWARE INC	February	x	Time/print management software	
FARONICS TECHNOLOGIES USA INC	February	x	DeepFreeze	
INNOVATIVE INTERFACES INC	November	x	ILS	
SURVEYMONKEY.COM LLC	January	x	Survey tool	
OCLC	January	x	CONTENTdm	
EVANCED SOLUTIONS INC				
RECORDED BOOKS INC	December	x	Zinio emagazines	
CITRIX SYSTEMS INC				
NEVADA BELL TELEPHONE	monthly		Data lines, fax	
CHARTER COMMUNICATIONS	monthly		Internet	
GetGoInc	March	x	GoToMeeting	
SpringShare	January	x	LibGuides/LibCal	

NV-DA-20-0615-A-000452

Library Application Percentages Page 2

Based on FY2013 data

Member	%	Circulation	%	Patrons	%	Items	Average %
Beatty	1.11%	8580	0.71%	791	1.59%	15750	1.1362%
Carson	0.00%	0	0.00%	0	0.00%	0	0.0000%
Churchill	19.67%	152046	11.85%	13221	9.17%	90843	13.5648%
Elko	29.80%	230326	24.51%	27339	13.44%	133166	22.5840%
Esmeralda	0.98%	7571	0.65%	721	2.21%	21934	1.2798%
Humboldt	11.94%	92256	17.60%	19636	8.30%	82234	12.6134%
Lincoln	0.00%	0	0.00%	0	1.83%	18171	0.6112%
Lyon	22.98%	177574	28.02%	31258	12.22%	121108	21.0742%
Mineral	3.77%	29130	3.94%	4398	4.19%	41513	3.9671%
NDOT		0			0.00%		0.0000%
NHS	0.00%	0	0.00%	0	1.49%	14736	0.4956%
NRM	0.00%	0	0.00%	0	0.04%	387	0.0130%
NSC	0.00%	0	0.00%	0	1.93%	19162	0.6445%
NSLA	1.12%	8619	2.70%	3013	31.01%	307318	11.6089%
NSMH	0.00%	0	0.00%	0	0.26%	2588	0.0870%
Pershing	2.76%	21354	3.28%	3659	3.89%	38512	3.3099%
SNC	0.27%	2076	1.78%	1990	3.18%	31547	1.7453%
Storey	0.00%	0	0.00%	0	0.00%	0	0.0000%
Tonopah	1.60%	12365	0.83%	924	1.22%	12067	1.2154%
WPC	4.00%	30904	4.11%	4589	4.04%	39991	4.0495%
	100.00%	772801	100.00%	111539	100.00%	991027	100.0000%

Maintenance-WAN Percentages

	%	Logins - all inc contacts	%			LIB average %	Total Average
Beatty	4.1026%	8				1.1362%	2.6194%
Carson	0.0000%	0				0.0000%	0.0000%
Churchill	4.6154%	9				13.5648%	9.0901%
Elko	20.0000%	39				22.5840%	21.2920%
Esmeralda	6.1538%	12				1.2798%	3.7168%
Humboldt	8.2051%	16				12.6134%	10.4093%
Lincoln	3.0769%	6				0.6112%	1.8441%
Lyon	18.4615%	36				21.0742%	19.7679%
Mineral	5.6410%	11				3.9671%	4.8041%
NDOT	0.0000%					0.0000%	0.0000%
NHS	0.5128%	1				0.4956%	0.5042%
NRM	0.5128%	1				0.0130%	0.2629%
NSC	2.0513%	4				0.6445%	1.3479%
NSLA	10.2564%	20				11.6089%	10.9326%
NSMH	0.5128%	1				0.0870%	0.2999%
Pershing	6.1538%	12				3.3099%	4.7319%
SNC	2.5641%	5				1.7453%	2.1547%
Storey	0.0000%	0				0.0000%	0.0000%
Tonopah	3.0769%	6				1.2154%	2.1461%
WPC	4.1026%	8				4.0495%	4.0760%
	100.0000%	195				100.0000%	100.0000%

AMERICAN OVERSIGHT

AMERICAN OVERSIGHT

COOP COSTS	CAT 45			CAT 01	CAT 04	CAT 26	CAT 82	CAT 87	CAT 88	CAT 45		CAT 45	
Member & Contract Limit	**Shared Polaris Costs**	**Library Percentage**	**Percentage averaged**	**Personnel**	**AG Tort Claim Assessment**	**EITS**	**Dept Admin**	**Purchaing Assessment**	**Statewide Cost Allocation**	**Associated Member Charges**	**CoOp Services Billing**	**Cafeteria Options**	**Total Billed Amount for CoOp Services & Cafeteria Options**
	$86,516.32			$107,810.05	$197.00	$680.00	$14,557.00	$805.00	$4,678.00	$62,194.70			
Beatty - $6127	769.00	0.89%	2.62%	2,823.97	5.16	17.81		21.09	122.54	1,471.85	**$5,231.49**	$222.22	***$5,453.71***
Carson - $68,235	0.00	0.00%	0.00%	0.00	0.00	0.00		0.00	0.00	0.00	**$0.17**	$0.00	***$0.17***
Churchill - $46,910	11,735.79	13.56%	9.09%	9,800.05	17.91	61.81		73.18	425.24	5,322.33	**$27,436.57**	$8,310.73	***$35,747.30***
Elko - $65,880	19,538.83	22.58%	21.29%	22,954.90	41.95	144.79		171.40	996.04	12,722.10	**$56,570.63**	$8,456.40	***$65,027.03***
Esmeralda - $8247	1,107.22	1.28%	3.72%	4,007.10	7.32	25.27		29.92	173.87	2,121.32	**$7,472.13**	$294.22	***$7,766.35***
Humboldt - $42,561	10,912.69	12.61%	10.41%	11,222.26	20.51	70.78		83.79	486.95	6,467.18	**$29,264.48**	$7,478.78	***$36,743.26***
Lincoln - $3710	528.77	0.61%	1.84%	1,988.08	3.63	12.54		14.84	86.26	1,358.61	**$3,992.79**	$0.00	***$3,992.79***
Lyon - $54,030	18,232.65	21.07%	19.77%	21,311.77	38.94	134.42		159.13	924.74	11,088.75	**$51,890.94**	$6,512.58	***$58,403.52***
Mineral - $13,233	3,432.19	3.97%	4.80%	5,179.26	9.46	32.67		38.67	224.73	3,374.24	**$12,291.36**	$715.19	***$13,006.55***
NV Historical Society - $1365	428.82	0.50%	0.50%	543.61	0.99	3.43		4.06	23.59	407.88	**$1,412.40**	$0.00	***$1,412.40***
Nevada RR Museum - $830	11.26	0.01%	0.26%	283.45	0.52	1.79		2.12	12.30	309.60	**$621.04**	$0.00	***$621.04***
NV Supreme Court Library - $14,715	557.61	0.64%	1.35%	1,453.17	2.66	9.17		10.85	63.05	1,359.06	**$3,455.61**	$1,911.53	***$5,367.14***
NV Library and Archives - $36,575	10,043.58	11.61%	10.93%	11,786.49	21.54	74.34	$14,557.00	88.01	511.43	6,882.84	**$43,965.50**	$15,497.88	***$59,463.38***
NVMuseum and Historical Society (LV) - $877	75.31	0.09%	0.30%	323.36	0.59	2.04		2.41	14.03	324.67	**$742.43**	$0.00	***$742.43***
Pershing - $12,100	2,863.61	3.31%	4.73%	5,101.44	9.32	32.18		38.09	221.36	3,142.31	**$11,408.45**	$1,680.52	***$13,088.97***
Sierra NV College - $5645	1,510.01	1.75%	2.15%	2,323.01	4.24	14.65		17.35	100.80	1,485.13	**$5,455.24**	$0.00	***$5,455.24***
Storey - (Client, Level 1)	0.00	0.00%	0.00%	0.00	0.00	0.00		0.00	0.00	405.05	**$405.05**	$1,504.22	***$1,909.27***
Tonopah - $4886	1,051.48	1.22%	2.15%	2,313.75	4.23	14.59		17.28	100.40	1,279.10	**$4,780.89**	$286.22	***$5,067.11***
White Pine - $13,506	3,503.49	4.05%	4.08%	4,394.38	8.03	27.72		32.81	190.68	2,672.67	**$10,829.88**	$3,271.45	***$14,101.33***
	$86,302.31	99.75%	100.00%	$107,810.05	$197.00	$680.00	$14,557.00	$805.00	$4,678.00	$62,194.70	**$277,227.05**	$56,141.94	**$333,368.99**

NV-DA-20-0615-A-000454

Polaris Costs		Cost Per	Individual	Shared/all	Total
LEAP				$2,801.40	$2,801.40
WAM (Wireless Access Manage	0	$750.84			
Children's PAC	1	$515.55		$515.55	$515.55
Polaris Client	135	$202.53	$27,340.96		$27,340.96
Polaris Client shared	46	$202.53		$9,316.18	$9,316.18
Community Profiles	1	$941.26		$941.26	$941.26
Polaris Server	1	$38,111.97		$38,111.97	$38,111.97
Export Express	1	$429.04		$429.04	$429.04
Syndetics (Book Jackets)	1	$1,152.38		$1,152.38	$1,152.38
Outbound/Inbound Telephony	1	$107.26		$107.26	$107.26
Outbound Telephony	1	$1,126.24		$1,126.24	$1,126.24
Inventory Control Mx	1	$750.83		$750.83	$750.83
Simply Reports (2 user)	2	$676.67		$1,353.33	$1,353.33
Polaris Mobile PAC	1	$681.03		$681.03	$681.03
URL Detect/Export	1	$214.53		$214.53	$214.53
EDI (Baker & Taylor and Ingram	2	$257.78		$515.56	$515.56
Polaris API	1	$1,764.88		$1,764.88	$1,764.88
Cloud Hosting	1			$26,734.88	$26,734.88
			$27,340.96	$86,516.32	$113,857.29

MEMBER		#STAFF CLIENTS
Shared	$9,316.18	46
Beatty	$405.05	2
Carson	$0.00	0
Churchill	$1,620.21	8
Elko	$4,050.51	20
Esmeralda	$607.58	3
Humboldt	$2,227.78	11
Lincoln	$607.58	3
Lyon	$3,037.88	15
Mineral	$1,417.68	7
NDOT	$0.00	0
NHS	$202.53	1
NRM	$202.53	1
NSC	$810.10	4
NSLA	$2,430.31	12
NSMH	$202.53	1
Pershing	$1,215.15	6
SNC	$607.58	3
Storey	$405.05	2
Tonopah	$405.05	2
White Pine	$1,012.63	5
	$30,783.90	152

Inventory	WAM/352
	$0.00

AMERICAN OVERSIGHT

NV-DA-20-0615-A-000455

Associated Member Charges	Polaris Client ($202.53/per)	Manpower	LibGuides	JFG	State B&G Insurnace	Adams Hub Rent/Internet	Cell/mail	Travel (3000 OOS, 1000 IS)	TOTAL
Beatty	$ 405.05	$ 523.88	$ 47.10	$ 130.97	$ 3.38	$ 235.75	$ 20.96	$ 104.78	$1,471.85
Carson	$ -		$ -	$ -	$ -	$ -	$ -	$ -	$0.00
Churchill	$ 1,620.21	$ 1,818.02	$ 163.44	$ 454.51	$ 11.73	$ 818.11	$ 72.72	$ 363.60	$5,322.33
Elko	$ 4,050.51	$ 4,258.40	$ 382.83	$ 1,064.60	$ 27.47	$ 1,916.28	$ 170.34	$ 851.68	$12,722.10
Esmeralda	$ 607.58	$ 743.36	$ 66.83	$ 185.84	$ 4.79	$ 334.51	$ 29.73	$ 148.67	$2,121.32
Humboldt	$ 2,227.78	$ 2,081.86	$ 187.16	$ 520.46	$ 13.43	$ 936.84	$ 83.27	$ 416.37	$6,467.18
Lincoln	$ 607.58	$ 368.82	$ 33.16	$ 92.20	$ 2.38	$ 165.96	$ 14.75	$ 73.76	$1,358.61
Lyon	$ 3,037.88	$ 3,953.58	$ 355.43	$ 988.39	$ 25.50	$ 1,779.11	$ 158.14	$ 790.72	$11,088.75
Mineral	$ 1,417.68	$ 960.82	$ 86.38	$ 240.20	$ 6.20	$ 432.37	$ 38.43	$ 192.16	$3,374.24
NDOT									$0.00
NHS	$ 202.53	$ 100.84	$ 9.07	$ 25.21	$ 0.65	$ 45.38	$ 4.03	$ 20.17	$407.88
NRM	$ 202.53	$ 52.58	$ 4.73	$ 13.15	$ 0.34	$ 23.66	$ 2.10	$ 10.52	$309.60
NSC	$ 810.10	$ 269.58	$ 24.24	$ 67.39	$ 1.74	$ 121.31	$ 10.78	$ 53.92	$1,359.06
NSLAPR	$ 2,430.31	$ 2,186.52	$ 196.57	$ 546.63	$ 14.10	$ 983.94	$ 87.46	$ 437.31	$6,882.84
NSMH	$ 202.53	$ 59.98	$ 5.39	$ 15.00	$ 0.39	$ 26.99	$ 2.40	$ 12.00	$324.67
Pershing	$ 1,215.15	$ 946.38	$ 85.08	$ 236.59	$ 6.10	$ 425.87	$ 37.86	$ 189.28	$3,142.31
SNC	$ 607.58	$ 430.94	$ 38.74	$ 107.74	$ 2.78	$ 193.93	$ 17.24	$ 86.19	$1,485.13
Storey	$ 405.05		$ -	$ -	$ -	$ -	$ -	$ -	$405.05
Tonopah	$ 405.05	$ 429.22	$ 38.59	$ 107.31	$ 2.77	$ 193.15	$ 17.17	$ 85.85	$1,279.10
White Pine	$ 1,012.63	$ 815.20	$ 73.29	$ 203.80	$ 5.26	$ 366.84	$ 32.61	$ 163.04	$2,672.67
	$ 21,467.72	$20,000.00	$ 1,798.00	$ 5,000.00	$ 129.00	$ 9,000.00	$ 800.00	$ 4,000.00	
									$62,194.70

AMERICAN OVERSIGHT

	#Faronics	#Envisionware	Extended Services	Sonic Wall and/or wireless	Contentdm ($14,670.79)	Faronics	Envisionware Site License(s)	Envisionware Clients	Envisionware MobilePrint
Beatty									
Carson									
Churchill	29	25			$ 1,467.08	$ 232.00	$ 135.00	$ 206.50	$ 725.00
Elko		32			$ 1,467.08		$ 675.00	$ 264.32	$ 725.00
Esmeralda	9					$ 72.00			
Humboldt	15	15			$ 1,467.08	$ 120.00	$ 135.00	$ 123.90	
Lincoln	9					$ 72.00			
Lyon	30	33				$ 240.00	$ 675.00	$ 272.58	
Mineral	10	7				$ 80.00	$ 135.00	$ 57.82	
NV Historical Society									
Nevada RR Museum									
NV Supreme Court Library	6	5			$ 1,467.08	$ 48.00	$ 135.00	$ 41.30	
NV Library and Archives	23	30	$ 8,520.00	$ 850.00	$ 3,143.71	$ 184.00	$ 135.00	$ 247.80	$ 725.00
NVMuseum and Historical Society (LV)									
Pershing	4	5				$ 32.00	$ 135.00	$ 41.30	
Sierra NV College									
Storey	4					$ 32.00			
Tonopah	8					$ 64.00			
White Pine	14				$ 1,467.08	$ 112.00			
	161	152	$ 8,520.00						

AMERICAN OVERSIGHT

Envisionware Self Check	Envisionware Coin Machine	OverDrive Platform	OverDrive Content	Total Cafeteria Options
		$222.22		$222.22
		$ -	$ -	$0.00
$ 220.15		$ 1,200.00	$ 4,125.00	$8,310.73
		$ 1,200.00	$ 4,125.00	$8,456.40
		$ 222.22		$294.22
	$ 307.80	$ 1,200.00	$ 4,125.00	$7,478.78
		$ 222.22		$294.22
		$ 1,200.00	$ 4,125.00	$6,512.58
$ 220.15		$ 222.22		$715.19
				$0.00
				$0.00
$ 220.15				$1,911.53
$ 220.15		$ 222.22	$ 1,250.00	$15,497.88
				$0.00
		$ 222.22	$ 1,250.00	$1,680.52
				$0.00
		$ 222.22	$ 1,250.00	$1,504.22
		$ 222.22		$286.22
$ 220.15		$ 222.22	$ 1,250.00	$3,271.45
				$56,436.16
		$6,800	$21,500	

add $1200 Amargosa and Pahrump
add $2500 A & P

AMERICAN OVERSIGHT

Vendor Name	Billing Due	Paid this FY?	Services Provided
BIBLIOTHECA LLC DBA	July	x	3M ebooks and audiobooks
POLARIS USERS GROUP INC			
JFG SYSTEMS INC	monthly		Contracted IT support
ENVISIONWARE INC	February	x	Time/print management software
FARONICS TECHNOLOGIES USA INC	February	x	DeepFreeze
INNOVATIVE INTERFACES INC	November	x	ILS
SURVEYMONKEY.COM LLC	January	x	Survey tool
OCLC	January	x	CONTENTdm
EVANCED SOLUTIONS INC			
RECORDED BOOKS INC	December	x	Zinio emagazines
CITRIX SYSTEMS INC			
NEVADA BELL TELEPHONE	monthly		Data lines, fax
CHARTER COMMUNICATIONS	monthly		Internet
GetGoInc	March	x	GoToMeeting

AMERICAN OVERSIGHT

SpringShare	January	x	LibGuides/LibCal

AMERICAN OVERSIGHT

Scope of Work

AMERICAN OVERSIGHT

Library Application Percentages Page 2

Based on FY2013 data

Member	%	Circulation	%	Patrons	%	Items	Average %
Beatty	1.11%	8580	0.71%	791	1.59%	15750	1.1362%
Carson	0.00%	0	0.00%	0	0.00%	0	0.0000%
Churchill	19.67%	152046	11.85%	13221	9.17%	90843	13.5648%
Elko	29.80%	230326	24.51%	27339	13.44%	133166	22.5840%
Esmeralda	0.98%	7571	0.65%	721	2.21%	21934	1.2798%
Humboldt	11.94%	92256	17.60%	19636	8.30%	82234	12.6134%
Lincoln	0.00%	0	0.00%	0	1.83%	18171	0.6112%
Lyon	22.98%	177574	28.02%	31258	12.22%	121108	21.0742%
Mineral	3.77%	29130	3.94%	4398	4.19%	41513	3.9671%
NDOT		0			0.00%		0.0000%
NHS	0.00%	0	0.00%	0	1.49%	14736	0.4956%
NRM	0.00%	0	0.00%	0	0.04%	387	0.0130%
NSC	0.00%	0	0.00%	0	1.93%	19162	0.6445%
NSLA	1.12%	8619	2.70%	3013	31.01%	307318	11.6089%
NSMH	0.00%	0	0.00%	0	0.26%	2588	0.0870%
Pershing	2.76%	21354	3.28%	3659	3.89%	38512	3.3099%
SNC	0.27%	2076	1.78%	1990	3.18%	31547	1.7453%
Storey	0.00%	0	0.00%	0	0.00%	0	0.0000%
Tonopah	1.60%	12365	0.83%	924	1.22%	12067	1.2154%
WPC	4.00%	30904	4.11%	4589	4.04%	39991	4.0495%
	100.00%	772801	100.00%	111539	100.00%	991027	100.0000%

Maintenance-WAN Percentages

	%	Logins - all inc contacts	%			LIB average %	Total Average
Beatty	4.1026%	8				1.1362%	2.6194%
Carson	0.0000%	0				0.0000%	0.0000%
Churchill	4.6154%	9				13.5648%	9.0901%
Elko	20.0000%	39				22.5840%	21.2920%
Esmeralda	6.1538%	12				1.2798%	3.7168%
Humboldt	8.2051%	16				12.6134%	10.4093%
Lincoln	3.0769%	6				0.6112%	1.8441%
Lyon	18.4615%	36				21.0742%	19.7679%
Mineral	5.6410%	11				3.9671%	4.8041%
NDOT	0.0000%					0.0000%	0.0000%
NHS	0.5128%	1				0.4956%	0.5042%
NRM	0.5128%	1				0.0130%	0.2629%
NSC	2.0513%	4				0.6445%	1.3479%
NSLA	10.2564%	20				11.6089%	10.9326%
NSMH	0.5128%	1				0.0870%	0.2999%
Pershing	6.1538%	12				3.3099%	4.7319%
SNC	2.5641%	5				1.7453%	2.1547%
Storey	0.0000%	0				0.0000%	0.0000%
Tonopah	3.0769%	6				1.2154%	2.1461%
WPC	4.1026%	8				4.0495%	4.0760%
	100.0000%	195				100.0000%	100.0000%

AMERICAN OVERSIGHT

COOP COSTS	CAT 45			CAT 01	CAT 04	CAT 26	CAT 82	CAT 87	CAT 88	CAT 45		CAT 45
Member & Contract Limit	**Shared Polaris Costs**	**Library Percentage**	**Percentage averaged**	**Personnel**	**AG Tort Claim Assessment**	**EITS**	**Dept Admin**	**Purchaing Assessment**	**Statewide Cost Allocation**	**Associated Member Charges**	**CoOp Services Billing**	**Cafeteria Options**
	$86,516.32			$107,810.05	$197.00	$680.00	$14,557.00	$805.00	$4,678.00	$62,194.70		
Beatty - $6127	769.00	0.89%	2.62%	2,823.97	5.16	17.81		21.09	122.54	1,471.85	**$5,231.49**	$222.22
Carson - $68,235	0.00	0.00%	0.00%	0.00	0.00	0.00		0.00	0.00	0.00	**$0.17**	$0.00
Churchill - $46,910	11,735.79	13.56%	9.09%	9,800.05	17.91	61.81		73.18	425.24	5,322.33	**$27,436.57**	$8,310.73
Elko - $65,880	19,538.83	22.58%	21.29%	22,954.90	41.95	144.79		171.40	996.04	12,722.10	**$56,570.63**	$8,456.40
Esmeralda - $8247	1,107.22	1.28%	3.72%	4,007.10	7.32	25.27		29.92	173.87	2,121.32	**$7,472.13**	$294.22
Humboldt - $42,561	10,912.69	12.61%	10.41%	11,222.26	20.51	70.78		83.79	486.95	6,467.18	**$29,264.48**	$7,478.78
Lincoln - $3710	528.77	0.61%	1.84%	1,988.08	3.63	12.54		14.84	86.26	1,358.61	**$3,992.79**	$0.00
Lyon - $54,030	18,232.65	21.07%	19.77%	21,311.77	38.94	134.42		159.13	924.74	11,088.75	**$51,890.94**	$6,512.58
Mineral - $13,233	3,432.19	3.97%	4.80%	5,179.26	9.46	32.67		38.67	224.73	3,374.24	**$12,291.36**	$715.19
NV Historical Society - $1365	428.82	0.50%	0.50%	543.61	0.99	3.43		4.06	23.59	407.88	**$1,412.40**	$0.00
Nevada RR Museum - $830	11.26	0.01%	0.26%	283.45	0.52	1.79		2.12	12.30	309.60	**$621.04**	$0.00
NV Supreme Court Library - $14,715	557.61	0.64%	1.35%	1,453.17	2.66	9.17		10.85	63.05	1,359.06	**$3,455.61**	$1,911.53
NV Library and Archives - $36,575	10,043.58	11.61%	10.93%	11,786.49	21.54	74.34	$14,557.00	88.01	511.43	6,882.84	**$43,965.50**	$15,497.88
NVMuseum and Historical Society (LV) - $877	75.31	0.09%	0.30%	323.36	0.59	2.04		2.41	14.03	324.67	**$742.43**	$0.00
Pershing - $12,100	2,863.61	3.31%	4.73%	5,101.44	9.32	32.18		38.09	221.36	3,142.31	**$11,408.45**	$1,680.52
Sierra NV College - $5645	1,510.01	1.75%	2.15%	2,323.01	4.24	14.65		17.35	100.80	1,485.13	**$5,455.24**	$0.00
Storey - (Client, Level 1)	0.00	0.00%	0.00%	0.00	0.00	0.00		0.00	0.00	405.05	**$405.05**	$1,504.22
Tonopah - $4886	1,051.48	1.22%	2.15%	2,313.75	4.23	14.59		17.28	100.40	1,279.10	**$4,780.89**	$286.22
White Pine - $13,506	3,503.49	4.05%	4.08%	4,394.38	8.03	27.72		32.81	190.68	2,672.67	**$10,829.88**	$3,271.45
	$86,302.31	99.75%	100.00%	$107,810.05	$197.00	$680.00	$14,557.00	$805.00	$4,678.00	$62,194.70	**$277,227.05**	$56,141.94

AMERICAN OVERSIGHT

Total Billed Amount for CoOp Services & Cafeteria Options
$5,453.71
$0.17
$35,747.30
$65,027.03
$7,766.35
$36,743.26
$3,992.79
$58,403.52
$13,006.55
$1,412.40
$621.04
$5,367.14
$59,463.38
$742.43
$13,088.97
$5,455.24
$1,909.27
$5,067.11
$14,101.33
$333,368.99

AMERICAN OVERSIGHT

Polaris Costs		Cost Per	Individual	Shared/all	Total
LEAP				$2,801.40	$2,801.40
WAM (Wireless Access Manage	0	$750.84			
Children's PAC	1	$515.55		$515.55	$515.55
Polaris Client	135	$202.53	$27,340.96		$27,340.96
Polaris Client shared	46	$202.53		$9,316.18	$9,316.18
Community Profiles	1	$941.26		$941.26	$941.26
Polaris Server	1	$38,111.97		$38,111.97	$38,111.97
Export Express	1	$429.04		$429.04	$429.04
Syndetics (Book Jackets)	1	$1,152.38		$1,152.38	$1,152.38
Outbound/Inbound Telephony	1	$107.26		$107.26	$107.26
Outbound Telephony	1	$1,126.24		$1,126.24	$1,126.24
Inventory Control Mx	1	$750.83		$750.83	$750.83
Simply Reports (2 user)	2	$676.67		$1,353.33	$1,353.33
Polaris Mobile PAC	1	$681.03		$681.03	$681.03
URL Detect/Export	1	$214.53		$214.53	$214.53
EDI (Baker & Taylor and Ingram	2	$257.78		$515.56	$515.56
Polaris API	1	$1,764.88		$1,764.88	$1,764.88
Cloud Hosting	1			$26,734.88	$26,734.88
			$27,340.96	$86,516.32	$113,857.29

MEMBER		#STAFF CLIENTS
Shared	$9,316.18	46
Beatty	$405.05	2
Carson	$0.00	0
Churchill	$1,620.21	8
Elko	$4,050.51	20
Esmeralda	$607.58	3
Humboldt	$2,227.78	11
Lincoln	$607.58	3
Lyon	$3,037.88	15
Mineral	$1,417.68	7
NDOT	$0.00	0
NHS	$202.53	1
NRM	$202.53	1
NSC	$810.10	4
NSLA	$2,430.31	12
NSMH	$202.53	1
Pershing	$1,215.15	6
SNC	$607.58	3
Storey	$405.05	2
Tonopah	$405.05	2
White Pine	$1,012.63	5
	$30,783.90	152

Inventory	WAM/352
$0.00	

AMERICAN OVERSIGHT

Associated Member Charges	Polaris Client ($202.53/per)	Manpower	LibGuides	JFG	State B&G Insurnace	Adams Hub Rent/Internet	Cell/mail	Travel (3000 OOS, 1000 IS)
Beatty	$ 405.05	$ 523.88	$ 47.10	$ 130.97	$ 3.38	$ 235.75	$ 20.96	$ 104.78
Carson	$ -		$ -	$ -	$ -	$ -	$ -	$ -
Churchill	$ 1,620.21	$ 1,818.02	$ 163.44	$ 454.51	$ 11.73	$ 818.11	$ 72.72	$ 363.60
Elko	$ 4,050.51	$ 4,258.40	$ 382.83	$ 1,064.60	$ 27.47	$ 1,916.28	$ 170.34	$ 851.68
Esmeralda	$ 607.58	$ 743.36	$ 66.83	$ 185.84	$ 4.79	$ 334.51	$ 29.73	$ 148.67
Humboldt	$ 2,227.78	$ 2,081.86	$ 187.16	$ 520.46	$ 13.43	$ 936.84	$ 83.27	$ 416.37
Lincoln	$ 607.58	$ 368.82	$ 33.16	$ 92.20	$ 2.38	$ 165.96	$ 14.75	$ 73.76
Lyon	$ 3,037.88	$ 3,953.58	$ 355.43	$ 988.39	$ 25.50	$ 1,779.11	$ 158.14	$ 790.72
Mineral	$ 1,417.68	$ 960.82	$ 86.38	$ 240.20	$ 6.20	$ 432.37	$ 38.43	$ 192.16
NDOT								
NHS	$ 202.53	$ 100.84	$ 9.07	$ 25.21	$ 0.65	$ 45.38	$ 4.03	$ 20.17
NRM	$ 202.53	$ 52.58	$ 4.73	$ 13.15	$ 0.34	$ 23.66	$ 2.10	$ 10.52
NSC	$ 810.10	$ 269.58	$ 24.24	$ 67.39	$ 1.74	$ 121.31	$ 10.78	$ 53.92
NSLAPR	$ 2,430.31	$ 2,186.52	$ 196.57	$ 546.63	$ 14.10	$ 983.94	$ 87.46	$ 437.31
NSMH	$ 202.53	$ 59.98	$ 5.39	$ 15.00	$ 0.39	$ 26.99	$ 2.40	$ 12.00
Pershing	$ 1,215.15	$ 946.38	$ 85.08	$ 236.59	$ 6.10	$ 425.87	$ 37.86	$ 189.28
SNC	$ 607.58	$ 430.94	$ 38.74	$ 107.74	$ 2.78	$ 193.93	$ 17.24	$ 86.19
Storey	$ 405.05		$ -	$ -	$ -	$ -	$ -	$ -
Tonopah	$ 405.05	$ 429.22	$ 38.59	$ 107.31	$ 2.77	$ 193.15	$ 17.17	$ 85.85
White Pine	$ 1,012.63	$ 815.20	$ 73.29	$ 203.80	$ 5.26	$ 366.84	$ 32.61	$ 163.04
	$ 21,467.72	$ 20,000.00	$ 1,798.00	$ 5,000.00	$ 129.00	$ 9,000.00	$ 800.00	$ 4,000.00

AMERICAN OVERSIGHT

TOTAL
$1,471.85
$0.00
$5,322.33
$12,722.10
$2,121.32
$6,467.18
$1,358.61
$11,088.75
$3,374.24
$0.00
$407.88
$309.60
$1,359.06
$6,882.84
$324.67
$3,142.31
$1,485.13
$405.05
$1,279.10
$2,672.67
$62,194.70

AMERICAN OVERSIGHT

	#Faronics	#Envisionware	Extended Services	Sonic Wall and/or wireless	Contentdm ($14,670.79)	Faronics	Envisionware Site License(s)	Envisionware Clients
Beatty								
Carson								
Churchill	29	25			$ 1,467.08	$ 232.00	$ 135.00	$ 206.50
Elko		32			$ 1,467.08		$ 675.00	$ 264.32
Esmeralda	9					$ 72.00		
Humboldt	15	15			$ 1,467.08	$ 120.00	$ 135.00	$ 123.90
Lincoln	9					$ 72.00		
Lyon	30	33				$ 240.00	$ 675.00	$ 272.58
Mineral	10	7				$ 80.00	$ 135.00	$ 57.82
NV Historical Society								
Nevada RR Museum								
NV Supreme Court Library	6	5			$ 1,467.08	$ 48.00	$ 135.00	$ 41.30
NV Library and Archives	23	30	$ 8,520.00	$ 850.00	$ 3,143.71	$ 184.00	$ 135.00	$ 247.80
NVMuseum and Historical Society (LV)								
Pershing	4	5				$ 32.00	$ 135.00	$ 41.30
Sierra NV College								
Storey	4					$ 32.00		
Tonopah	8					$ 64.00		
White Pine	14				$ 1,467.08	$ 112.00		
	161	152	$ 8,520.00					

AMERICAN OVERSIGHT

AMERICAN OVERSIGHT

Envisionware MobilePrint	Envisionware Self Check	Envisionware Coin Machine	OverDrive Platform	OverDrive Content	Total Cafeteria Options
			$222.22		$222.22
			$ -	$ -	$0.00
$ 725.00	$ 220.15		$ 1,200.00	$ 4,125.00	$8,310.73
$ 725.00			$ 1,200.00	$ 4,125.00	$8,456.40
			$ 222.22		$294.22
		$ 307.80	$ 1,200.00	$ 4,125.00	$7,478.78
			$ 222.22		$294.22
			$ 1,200.00	$ 4,125.00	$6,512.58
	$ 220.15		$ 222.22		$715.19
					$0.00
					$0.00
	$ 220.15				$1,911.53
$ 725.00	$ 220.15		$ 222.22	$ 1,250.00	$15,497.88
					$0.00
			$ 222.22	$ 1,250.00	$1,680.52
					$0.00
			$ 222.22	$ 1,250.00	$1,504.22
			$ 222.22		$286.22
	$ 220.15		$ 222.22	$ 1,250.00	$3,271.45
					$56,436.16

AMERICAN OVERSIGHT

$6,800 $21,500
add $1200 Amargosa and Pahrump
add $2500 A & P

AMERICAN OVERSIGHT

Vendor Name	Billing Due	Paid this FY?	Services Provided
BIBLIOTHECA LLC DBA	July	x	3M ebooks and audiobooks
POLARIS USERS GROUP INC			
JFG SYSTEMS INC	monthly		Contracted IT support
ENVISIONWARE INC	February	x	Time/print management software
FARONICS TECHNOLOGIES USA INC	February	x	DeepFreeze
INNOVATIVE INTERFACES INC	November	x	ILS
SURVEYMONKEY.COM LLC	January	x	Survey tool
OCLC	January	x	CONTENTdm
EVANCED SOLUTIONS INC			
RECORDED BOOKS INC	December	x	Zinio emagazines
CITRIX SYSTEMS INC			
NEVADA BELL TELEPHONE	monthly		Data lines, fax
CHARTER COMMUNICATIONS	monthly		Internet
GetGoInc	March	x	GoToMeeting

AMERICAN OVERSIGHT

SpringShare	January	x	LibGuides/LibCal

AMERICAN OVERSIGHT

Scope of Work

AMERICAN OVERSIGHT

Library Application Percentages Page 2

Based on FY2013 data

Member	%	Circulation	%	Patrons	%	Items	Average %
Beatty	0.74%	8580	0.51%	791	1.43%	15750	0.8901%
Carson	33.75%	393765	28.44%	44324	10.19%	112490	24.1286%
Churchill	13.03%	152046	8.48%	13221	8.23%	90843	9.9161%
Elko	19.74%	230326	17.54%	27339	12.07%	133166	16.4506%
Esmeralda	0.65%	7571	0.46%	721	1.99%	21934	1.0331%
Humboldt	7.91%	92256	12.60%	19636	7.45%	82234	9.3195%
Lincoln	0.00%	0	0.00%	0	1.65%	18171	0.5489%
Lyon	15.22%	177574	20.05%	31258	10.97%	121108	15.4172%
Mineral	2.50%	29130	2.82%	4398	3.76%	41513	3.0269%
NDOT		0			0.00%		0.0000%
NHS	0.00%	0	0.00%	0	1.34%	14736	0.4451%
NRM	0.00%	0	0.00%	0	0.04%	387	0.0117%
NSC	0.00%	0	0.00%	0	1.74%	19162	0.5788%
NSLA	0.74%	8619	1.93%	3013	27.85%	307318	10.1736%
NSMH	0.00%	0	0.00%	0	0.23%	2588	0.0782%
Pershing	1.83%	21354	2.35%	3659	3.49%	38512	2.5560%
SNC	0.18%	2076	1.28%	1990	2.86%	31547	1.4378%
Storey	0.00%	0	0.00%	0	0.00%	0	0.0000%
Tonopah	1.06%	12365	0.59%	924	1.09%	12067	0.9154%
WPC	2.65%	30904	2.94%	4589	3.62%	39991	3.0725%
	100.00%	1166566	100.00%	155863	100.00%	1103517	100.0000%

Maintenance-WAN Percentages

	%	Logins - all inc contacts	%			LIB average %	Total Average
Beatty	3.5242%	8				0.8901%	2.2072%
Carson	14.0969%	32				24.1286%	19.1128%
Churchill	3.9648%	9				9.9161%	6.9404%
Elko	17.1806%	39				16.4506%	16.8156%
Esmeralda	5.2863%	12				1.0331%	3.1597%
Humboldt	7.0485%	16				9.3195%	8.1840%
Lincoln	2.6432%	6				0.5489%	1.5960%
Lyon	15.8590%	36				15.4172%	15.6381%
Mineral	4.8458%	11				3.0269%	3.9364%
NDOT	0.0000%					0.0000%	0.0000%
NHS	0.4405%	1				0.4451%	0.4428%
NRM	0.4405%	1				0.0117%	0.2261%
NSC	1.7621%	4				0.5788%	1.1705%
NSLA	8.8106%	20				10.1736%	9.4921%
NSMH	0.4405%	1				0.0782%	0.2594%
Pershing	5.2863%	12				2.5560%	3.9212%
SNC	2.2026%	5				1.4378%	1.8202%
Storey	0.0000%	0				0.0000%	0.0000%
Tonopah	2.6432%	6				0.9154%	1.7793%
WPC	3.5242%	8				3.0725%	3.2983%
	100.0000%	227				100.0000%	100.0000%

AMERICAN OVERSIGHT

COOP COSTS	CAT 45			CAT 01	CAT 04	CAT 26	CAT 82	CAT 87	CAT 88	CAT 45		CAT 45
Member & Contract Limit	**Shared Polaris Costs**	**Library Percentage**	**Percentage averaged**	**Personnel**	**AG Tort Claim Assessment**	**EITS**	**Dept Admin**	**Purchaing Assessment**	**Statewide Cost Allocation**	**Associated Member Charges**	**CoOp Services Billing**	**Cafeteria Options**
	$80,643.08			$107,810.05	$197.00	$680.00	$14,557.00	$805.00	$4,678.00	$73,571.94		
Beatty - $6127	716.80	0.89%	2.21%	2,379.54	4.35	15.01		17.77	103.25	1,507.89	**$4,744.67**	$200.00
Carson - $68,235	19,458.04	24.13%	19.11%	20,605.47	37.65	129.97		153.86	894.09	10,886.71	**$52,166.38**	$5,757.50
Churchill - $46,910	7,996.63	9.92%	6.94%	7,482.47	13.67	47.19		55.87	324.67	5,258.77	**$21,179.49**	$7,276.15
Elko - $65,880	13,266.26	16.45%	16.82%	18,128.91	33.13	114.35		135.37	786.63	12,719.81	**$45,184.97**	$7,421.82
Esmeralda - $8247	833.10	1.03%	3.16%	3,406.48	6.22	21.49		25.44	147.81	2,179.76	**$6,620.39**	$272.00
Humboldt - $42,561	7,515.55	9.32%	8.18%	8,823.17	16.12	55.65		65.88	382.85	6,456.39	**$23,315.88**	$6,444.20
Lincoln - $3710	442.63	0.55%	1.60%	1,720.68	3.14	10.85		12.85	74.66	1,395.05	**$3,659.91**	$0.00
Lyon - $54,030	12,432.87	15.42%	15.64%	16,859.44	30.81	106.34		125.89	731.55	11,093.49	**$41,380.80**	$5,687.58
Mineral - $13,233	2,440.98	3.03%	3.94%	4,243.78	7.75	26.77		31.69	184.14	3,411.04	**$10,346.26**	$692.97
NV Historical Society - $1365	358.96	0.45%	0.44%	477.41	0.87	3.01		3.56	20.72	419.52	**$1,284.08**	$0.00
Nevada RR Museum - $830	9.43	0.01%	0.23%	243.77	0.45	1.54		1.82	10.58	314.42	**$582.00**	$0.00
NV Supreme Court Library - $14,715	466.78	0.58%	1.17%	1,261.88	2.31	7.96		9.42	54.75	1,386.71	**$3,189.84**	$1,701.95
NV Library and Archives - $36,575	8,204.33	10.17%	9.49%	10,233.44	18.70	64.55	$14,557.00	76.41	444.04	7,106.70	**$40,705.42**	$15,016.08
NVMuseum and Historical Society (LV) - $877	63.04	0.08%	0.26%	279.61	0.51	1.76		2.09	12.13	330.54	**$689.69**	$0.00
Pershing - $12,100	2,061.24	2.56%	3.92%	4,227.42	7.72	26.66		31.57	183.43	3,190.10	**$9,728.26**	$1,408.30
Sierra NV College - $5645	1,159.51	1.44%	1.82%	1,962.40	3.59	12.38		14.65	85.15	1,515.98	**$4,753.71**	$0.00
Storey - (Client, Level 1)	0.00	0.00%	0.00%	0.00	0.00	0.00		0.00	0.00	405.05	**$405.05**	$1,232.00
Tonopah - $4886	738.23	0.92%	1.78%	1,918.26	3.51	12.10		14.32	83.24	1,301.00	**$4,070.72**	$264.00
White Pine - $13,506	2,477.72	3.07%	3.30%	3,555.94	6.50	22.43		26.55	154.30	2,693.02	**$8,936.55**	$2,789.65
	$80,642.09	100.00%	100.00%	$107,810.05	$197.00	$680.00	$14,557.00	$805.00	$4,678.00	$73,571.94	**$282,944.08**	$56,164.20

AMERICAN OVERSIGHT

Total Billed Amount for CoOp Services & Cafeteria Options
$4,944.67
$57,923.88
$28,455.64
$52,606.79
$6,892.39
$29,760.08
$3,659.91
$47,068.38
$11,039.23
$1,284.08
$582.00
$4,891.79
$55,721.50
$689.69
$11,136.56
$4,753.71
$1,637.05
$4,334.72
$11,726.20
$339,108.28

AMERICAN OVERSIGHT

Polaris Costs		Cost Per	Individual	Shared/all	Total
LEAP				$2,801.40	$2,801.40
WAM (Wireless Access Manage	0	$750.84			
Children's PAC	1	$515.55		$515.55	$515.55
Polaris Client	135	$202.53	$27,340.96		$27,340.96
Polaris Client shared	17	$202.53		$3,442.94	$3,442.94
Community Profiles	1	$941.26		$941.26	$941.26
Polaris Server	1	$38,111.97		$38,111.97	$38,111.97
Export Express	1	$429.04		$429.04	$429.04
Syndetics (Book Jackets)	1	$1,152.38		$1,152.38	$1,152.38
Outbound/Inbound Telephony	1	$107.26		$107.26	$107.26
Outbound Telephony	1	$1,126.24		$1,126.24	$1,126.24
Inventory Control Mx	1	$750.83		$750.83	$750.83
Simply Reports (2 user)	2	$676.67		$1,353.33	$1,353.33
Polaris Mobile PAC	1	$681.03		$681.03	$681.03
URL Detect/Export	1	$214.53		$214.53	$214.53
EDI (Baker & Taylor and Ingram	2	$257.78		$515.56	$515.56
Polaris API	1	$1,764.88		$1,764.88	$1,764.88
Cloud Hosting	1			$26,734.88	$26,734.88
			$27,340.96	$80,643.08	$107,984.04

MEMBER		#STAFF CLIENTS
Shared	$3,442.94	17
Beatty	$405.05	2
Carson	$5,873.24	29
Churchill	$1,620.21	8
Elko	$4,050.51	20
Esmeralda	$607.58	3
Humboldt	$2,227.78	11
Lincoln	$607.58	3
Lyon	$3,037.88	15
Mineral	$1,417.68	7
NDOT	$0.00	0
NHS	$202.53	1
NRM	$202.53	1
NSC	$810.10	4
NSLA	$2,430.31	12
NSMH	$202.53	1
Pershing	$1,215.15	6
SNC	$607.58	3
Storey	$405.05	2
Tonopah	$405.05	2
White Pine	$1,012.63	5
	$30,783.90	152

Inventory	WAM/352

Associated Member Charges	Polaris Client ($202.53/per)	Manpower	LibGuides	JFG	State B&G Insurnace	State Rent	Charter Internet	Adams Hub Rent/Internet
Beatty	$ 405.05	$ 523.88	$ 39.68	$ 110.36	$ 2.85	$ 126.78	$ 94.02	$ 99.32
Carson	$ 5,873.24		$ 343.65	$ 955.64	$ 24.66	$ 1,097.84	$ 814.20	$ 860.07
Churchill	$ 1,620.21	$ 1,818.02	$ 124.79	$ 347.02	$ 8.95	$ 398.66	$ 295.66	$ 312.32
Elko	$ 4,050.51	$ 4,258.40	$ 302.34	$ 840.78	$ 21.69	$ 965.89	$ 716.34	$ 756.70
Esmeralda	$ 607.58	$ 743.36	$ 56.81	$ 157.99	$ 4.08	$ 181.49	$ 134.60	$ 142.19
Humboldt	$ 2,227.78	$ 2,081.86	$ 147.15	$ 409.20	$ 10.56	$ 470.09	$ 348.64	$ 368.28
Lincoln	$ 607.58	$ 368.82	$ 28.70	$ 79.80	$ 2.06	$ 91.68	$ 67.99	$ 71.82
Lyon	$ 3,037.88	$ 3,953.58	$ 281.17	$ 781.90	$ 20.17	$ 898.25	$ 666.18	$ 703.71
Mineral	$ 1,417.68	$ 960.82	$ 70.78	$ 196.82	$ 5.08	$ 226.10	$ 167.69	$ 177.14
NDOT								
NHS	$ 202.53	$ 100.84	$ 7.96	$ 22.14	$ 0.57	$ 25.44	$ 18.86	$ 19.93
NRM	$ 202.53	$ 52.58	$ 4.07	$ 11.31	$ 0.29	$ 12.99	$ 9.63	$ 10.17
NSC	$ 810.10	$ 269.58	$ 21.04	$ 58.52	$ 1.51	$ 67.23	$ 49.86	$ 52.67
NSLAPR	$ 2,430.31	$ 2,186.52	$ 170.67	$ 474.61	$ 12.24	$ 545.23	$ 404.36	$ 427.14
NSMH	$ 202.53	$ 59.98	$ 4.66	$ 12.97	$ 0.33	$ 14.90	$ 11.05	$ 11.67
Pershing	$ 1,215.15	$ 946.38	$ 70.50	$ 196.06	$ 5.06	$ 225.23	$ 167.04	$ 176.45
SNC	$ 607.58	$ 430.94	$ 32.73	$ 91.01	$ 2.35	$ 104.55	$ 77.54	$ 81.91
Storey	$ 405.05		$ -	$ -	$ -	$ -	$ -	$ -
Tonopah	$ 405.05	$ 429.22	$ 31.99	$ 88.96	$ 2.30	$ 102.20	$ 75.80	$ 80.07
White Pine	$ 1,012.63	$ 815.20	$ 59.30	$ 164.92	$ 4.25	$ 189.46	$ 140.51	$ 148.43
	$ 27,340.96	$ 20,000.00	$ 1,798.00	$ 5,000.00	$ 129.00	$ 5,744.00	$ 4,260.00	$ 4,500.00

AMERICAN OVERSIGHT

Cell/mail	Travel (3000 OOS, 1000 IS)	TOTAL
$ 17.66	$ 88.29	$1,507.89
$ 152.90	$ 764.51	$10,886.71
$ 55.52	$ 277.62	$5,258.77
$ 134.52	$ 672.62	$12,719.81
$ 25.28	$ 126.39	$2,179.76
$ 65.47	$ 327.36	$6,456.39
$ 12.77	$ 63.84	$1,395.05
$ 125.10	$ 625.52	$11,093.49
$ 31.49	$ 157.45	$3,411.04
		$0.00
$ 3.54	$ 17.71	$419.52
$ 1.81	$ 9.04	$314.42
$ 9.36	$ 46.82	$1,386.71
$ 75.94	$ 379.68	$7,106.70
$ 2.07	$ 10.37	$330.54
$ 31.37	$ 156.85	$3,190.10
$ 14.56	$ 72.81	$1,515.98
$ -	$ -	$405.05
$ 14.23	$ 71.17	$1,301.00
$ 26.39	$ 131.93	$2,693.02
$ 800.00	$ 4,000.00	
		$73,571.94

AMERICAN OVERSIGHT

	#Faronics	#Envisionware	Extended Services	Sonic Wall and/or wireless	Contentdm ($14,670.79)	Faronics	Envisionware Site License(s)	Envisionware Clients
Beatty								
Carson					$ 1,257.50			
Churchill	29	25			$ 1,257.50	$ 232.00	$ 135.00	$ 206.50
Elko		32			$ 1,257.50		$ 675.00	$ 264.32
Esmeralda	9					$ 72.00		
Humboldt	15	15			$ 1,257.50	$ 120.00	$ 135.00	$ 123.90
Lincoln	9					$ 72.00		
Lyon	30	33				$ 240.00	$ 675.00	$ 272.58
Mineral	10	7				$ 80.00	$ 135.00	$ 57.82
NV Historical Society								
Nevada RR Museum								
NV Supreme Court Library	6	5			$ 1,257.50	$ 48.00	$ 135.00	$ 41.30
NV Library and Archives	23	30	$ 8,520.00	$ 850.00	$ 2,934.13	$ 184.00	$ 135.00	$ 247.80
NVMuseum and Historical Society (LV)								
Pershing	4	5				$ 32.00	$ 135.00	$ 41.30
Sierra NV College								
Storey	4					$ 32.00		
Tonopah	8					$ 64.00		
White Pine	14				$ 1,257.50	$ 112.00		
	161	152	$ 8,520.00					

AMERICAN OVERSIGHT

AMERICAN OVERSIGHT

Envisionware MobilePrint	Envisionware Self Check	Envisionware Coin Machine	OverDrive Platform	OverDrive Content	Total Cafeteria Options
			$200		$200.00
			$ 1,000.00	$ 3,500.00	$5,757.50
$ 725.00	$ 220.15		$ 1,000.00	$ 3,500.00	$7,276.15
$ 725.00			$ 1,000.00	$ 3,500.00	$7,421.82
			$ 200.00		$272.00
		$ 307.80	$ 1,000.00	$ 3,500.00	$6,444.20
			$ 200.00		$272.00
			$ 1,000.00	$ 3,500.00	$5,687.58
	$ 220.15		$ 200.00		$692.97
					$0.00
					$0.00
	$ 220.15				$1,701.95
$ 725.00	$ 220.15		$ 200.00	$ 1,000.00	$15,016.08
					$0.00
			$ 200.00	$ 1,000.00	$1,408.30
					$0.00
			$ 200.00	$ 1,000.00	$1,232.00
			$ 200.00		$264.00
	$ 220.15		$ 200.00	$ 1,000.00	$2,789.65
					$56,436.20

AMERICAN OVERSIGHT

$6,800 $21,500
add $1200 Amargosa and Pahrump
add $2500 A & P

AMERICAN OVERSIGHT

Vendor Name	Billing Due	Paid this FY?	Services Provided	Scope of Work
BIBLIOTHECA LLC DBA	July	x	3M ebooks and audiobooks	
POLARIS USERS GROUP INC				
JFG SYSTEMS INC	monthly		Contracted IT support	
ENVISIONWARE INC	February	x	Time/print management software	
FARONICS TECHNOLOGIES USA INC	February	x	DeepFreeze	
INNOVATIVE INTERFACES INC	November	x	ILS	
SURVEYMONKEY.COM LLC	January	x	Survey tool	
OCLC	January	x	CONTENTdm	
EVANCED SOLUTIONS INC				
RECORDED BOOKS INC	December	x	Zinio emagazines	
CITRIX SYSTEMS INC				
NEVADA BELL TELEPHONE	monthly		Data lines, fax	
CHARTER COMMUNICATIONS	monthly		Internet	
GetGoInc	March	x	GoToMeeting	
SpringShare	January	x	LibGuides/LibCal	

AMERICAN OVERSIGHT

Library Application Percentages Page 2

Based on FY2013 data

Member	%	Circulation	%	Patrons	%	Items	Average %
Beatty	0.74%	8580	0.51%	791	1.43%	15750	0.8901%
Carson	33.75%	393765	28.44%	44324	10.19%	112490	24.1286%
Churchill	13.03%	152046	8.48%	13221	8.23%	90843	9.9161%
Elko	19.74%	230326	17.54%	27339	12.07%	133166	16.4506%
Esmeralda	0.65%	7571	0.46%	721	1.99%	21934	1.0331%
Humboldt	7.91%	92256	12.60%	19636	7.45%	82234	9.3195%
Lincoln	0.00%	0	0.00%	0	1.65%	18171	0.5489%
Lyon	15.22%	177574	20.05%	31258	10.97%	121108	15.4172%
Mineral	2.50%	29130	2.82%	4398	3.76%	41513	3.0269%
NDOT		0			0.00%		0.0000%
NHS	0.00%	0	0.00%	0	1.34%	14736	0.4451%
NRM	0.00%	0	0.00%	0	0.04%	387	0.0117%
NSC	0.00%	0	0.00%	0	1.74%	19162	0.5788%
NSLA	0.74%	8619	1.93%	3013	27.85%	307318	10.1736%
NSMH	0.00%	0	0.00%	0	0.23%	2588	0.0782%
Pershing	1.83%	21354	2.35%	3659	3.49%	38512	2.5560%
SNC	0.18%	2076	1.28%	1990	2.86%	31547	1.4378%
Storey	0.00%	0	0.00%	0	0.00%	0	0.0000%
Tonopah	1.06%	12365	0.59%	924	1.09%	12067	0.9154%
WPC	2.65%	30904	2.94%	4589	3.62%	39991	3.0725%
	100.00%	1166566	100.00%	155863	100.00%	1103517	100.0000%

Maintenance-WAN Percentages

	%	Logins - all inc contacts	%			LIB average %	Total Average
Beatty	3.5242%	8				0.8901%	2.2072%
Carson	14.0969%	32				24.1286%	19.1128%
Churchill	3.9648%	9				9.9161%	6.9404%
Elko	17.1806%	39				16.4506%	16.8156%
Esmeralda	5.2863%	12				1.0331%	3.1597%
Humboldt	7.0485%	16				9.3195%	8.1840%
Lincoln	2.6432%	6				0.5489%	1.5960%
Lyon	15.8590%	36				15.4172%	15.6381%
Mineral	4.8458%	11				3.0269%	3.9364%
NDOT	0.0000%					0.0000%	0.0000%
NHS	0.4405%	1				0.4451%	0.4428%
NRM	0.4405%	1				0.0117%	0.2261%
NSC	1.7621%	4				0.5788%	1.1705%
NSLA	8.8106%	20				10.1736%	9.4921%
NSMH	0.4405%	1				0.0782%	0.2594%
Pershing	5.2863%	12				2.5560%	3.9212%
SNC	2.2026%	5				1.4378%	1.8202%
Storey	0.0000%	0				0.0000%	0.0000%
Tonopah	2.6432%	6				0.9154%	1.7793%
WPC	3.5242%	8				3.0725%	3.2983%
	100.0000%	227				100.0000%	100.0000%

AMERICAN OVERSIGHT

COOP COSTS	CAT 45			CAT 01	CAT 04	CAT 26	CAT 82	CAT 87	CAT 88	CAT 45		CAT 45	
Member & Contract Limit	**Shared Polaris Costs**	**Library Percentage**	**Percentage averaged**	**Personnel**	**AG Tort Claim Assessment**	**EITS**	**Dept Admin**	**Purchaing Assessment**	**Statewide Cost Allocation**	**Associated Member Charges**	**CoOp Services Billing**	**Cafeteria Options**	**Total Billed Amount for CoOp Services & Cafeteria Options**
	$80,643.08			$107,810.05	$197.00	$680.00	$14,557.00	$805.00	$4,678.00	$68,067.94			
Beatty - $6127	716.80	0.89%	2.21%	2,379.54	4.35	15.01		17.77	103.25	1,386.41	**$4,623.19**	$200.00	***$4,823.19***
Carson - $68,235	19,458.04	24.13%	19.11%	20,605.47	37.65	129.97		153.86	894.09	9,834.74	**$51,114.42**	$5,757.50	***$56,871.92***
Churchill - $46,910	7,996.63	9.92%	6.94%	7,482.47	13.67	47.19		55.87	324.67	4,876.77	**$20,797.49**	$7,276.15	***$28,073.64***
Elko - $65,880	13,266.26	16.45%	16.82%	18,128.91	33.13	114.35		135.37	786.63	11,794.28	**$44,259.44**	$7,421.82	***$51,681.26***
Esmeralda - $8247	833.10	1.03%	3.16%	3,406.48	6.22	21.49		25.44	147.81	2,005.85	**$6,446.48**	$272.00	***$6,718.48***
Humboldt - $42,561	7,515.55	9.32%	8.18%	8,823.17	16.12	55.65		65.88	382.85	6,005.94	**$22,865.43**	$6,444.20	***$29,309.63***
Lincoln - $3710	442.63	0.55%	1.60%	1,720.68	3.14	10.85		12.85	74.66	1,307.21	**$3,572.07**	$0.00	***$3,572.07***
Lyon - $54,030	12,432.87	15.42%	15.64%	16,859.44	30.81	106.34		125.89	731.55	10,232.77	**$40,520.08**	$5,687.58	***$46,207.66***
Mineral - $13,233	2,440.98	3.03%	3.94%	4,243.78	7.75	26.77		31.69	184.14	3,194.39	**$10,129.60**	$692.97	***$10,822.57***
NV Historical Society - $1365	358.96	0.45%	0.44%	477.41	0.87	3.01		3.56	20.72	395.15	**$1,259.70**	$0.00	***$1,259.70***
Nevada RR Museum - $830	9.43	0.01%	0.23%	243.77	0.45	1.54		1.82	10.58	301.97	**$569.55**	$0.00	***$569.55***
NV Supreme Court Library - $14,715	466.78	0.58%	1.17%	1,261.88	2.31	7.96		9.42	54.75	1,322.29	**$3,125.42**	$1,701.95	***$4,827.37***
NV Library and Archives - $36,575	8,204.33	10.17%	9.49%	10,233.44	18.70	64.55	$14,557.00	76.41	444.04	6,584.26	**$40,182.98**	$15,016.08	***$55,199.06***
NVMuseum and Historical Society (LV) - $877	63.04	0.08%	0.26%	279.61	0.51	1.76		2.09	12.13	316.26	**$675.41**	$0.00	***$675.41***
Pershing - $12,100	2,061.24	2.56%	3.92%	4,227.42	7.72	26.66		31.57	183.43	2,974.28	**$9,512.44**	$1,408.30	***$10,920.74***
Sierra NV College - $5645	1,159.51	1.44%	1.82%	1,962.40	3.59	12.38		14.65	85.15	1,415.80	**$4,653.53**	$0.00	***$4,653.53***
Storey - (Client, Level 1)	0.00	0.00%	0.00%	0.00	0.00	0.00		0.00	0.00	405.05	**$405.05**	$1,232.00	***$1,637.05***
Tonopah - $4886	738.23	0.92%	1.78%	1,918.26	3.51	12.10		14.32	83.24	1,203.07	**$3,972.78**	$264.00	***$4,236.78***
White Pine - $13,506	2,477.72	3.07%	3.30%	3,555.94	6.50	22.43		26.55	154.30	2,511.48	**$8,755.01**	$2,789.65	***$11,544.66***
	$80,642.09	100.00%	100.00%	$107,810.05	$197.00	$680.00	$14,557.00	$805.00	$4,678.00	$68,067.94	**$277,440.08**	$56,164.20	**$333,604.28**

AMERICAN OVERSIGHT

Polaris Costs		Cost Per	Individual	Shared/all	Total
LEAP				$2,801.40	$2,801.40
WAM (Wireless Access Manage	0	$750.84			
Children's PAC	1	$515.55		$515.55	$515.55
Polaris Client	135	$202.53	$27,340.96		$27,340.96
Polaris Client shared	17	$202.53		$3,442.94	$3,442.94
Community Profiles	1	$941.26		$941.26	$941.26
Polaris Server	1	$38,111.97		$38,111.97	$38,111.97
Export Express	1	$429.04		$429.04	$429.04
Syndetics (Book Jackets)	1	$1,152.38		$1,152.38	$1,152.38
Outbound/Inbound Telephony	1	$107.26		$107.26	$107.26
Outbound Telephony	1	$1,126.24		$1,126.24	$1,126.24
Inventory Control Mx	1	$750.83		$750.83	$750.83
Simply Reports (2 user)	2	$676.67		$1,353.33	$1,353.33
Polaris Mobile PAC	1	$681.03		$681.03	$681.03
URL Detect/Export	1	$214.53		$214.53	$214.53
EDI (Baker & Taylor and Ingram)	2	$257.78		$515.56	$515.56
Polaris API	1	$1,764.88		$1,764.88	$1,764.88
Cloud Hosting	1			$26,734.88	$26,734.88
			$27,340.96	$80,643.08	$107,984.04

MEMBER		#STAFF CLIENTS	Inventory	WAM/352
Shared	$3,442.94	17		
Beatty	$405.05	2		
Carson	$5,873.24	29		
Churchill	$1,620.21	8		
Elko	$4,050.51	20		
Esmeralda	$607.58	3		
Humboldt	$2,227.78	11		
Lincoln	$607.58	3		
Lyon	$3,037.88	15		
Mineral	$1,417.68	7		
NDOT	$0.00	0		
NHS	$202.53	1		
NRM	$202.53	1		
NSC	$810.10	4		
NSLA	$2,430.31	12		
NSMH	$202.53	1		
Pershing	$1,215.15	6		
SNC	$607.58	3		
Storey	$405.05	2		
Tonopah	$405.05	2		
White Pine	$1,012.63	5		
	$30,783.90	152		$0.00

AMERICAN OVERSIGHT

Associated Member Charges	Polaris Client ($202.53/per)	Manpower	LibGuides	JFG	State B&G Insurnace	Adams Hub Rent/Internet	Cell/mail	Travel (3000 OOS, 1000 IS)	TOTAL
Beatty	$ 405.05	$ 523.88	$ 39.68	$ 110.36	$ 2.85	$ 198.64	$ 17.66	$ 88.29	$1,386.41
Carson	$ 5,873.24		$ 343.65	$ 955.64	$ 24.66	$ 1,720.15	$ 152.90	$ 764.51	$9,834.74
Churchill	$ 1,620.21	$ 1,818.02	$ 124.79	$ 347.02	$ 8.95	$ 624.64	$ 55.52	$ 277.62	$4,876.77
Elko	$ 4,050.51	$ 4,258.40	$ 302.34	$ 840.78	$ 21.69	$ 1,513.40	$ 134.52	$ 672.62	$11,794.28
Esmeralda	$ 607.58	$ 743.36	$ 56.81	$ 157.99	$ 4.08	$ 284.37	$ 25.28	$ 126.39	$2,005.85
Humboldt	$ 2,227.78	$ 2,081.86	$ 147.15	$ 409.20	$ 10.56	$ 736.56	$ 65.47	$ 327.36	$6,005.94
Lincoln	$ 607.58	$ 368.82	$ 28.70	$ 79.80	$ 2.06	$ 143.64	$ 12.77	$ 63.84	$1,307.21
Lyon	$ 3,037.88	$ 3,953.58	$ 281.17	$ 781.90	$ 20.17	$ 1,407.43	$ 125.10	$ 625.52	$10,232.77
Mineral	$ 1,417.68	$ 960.82	$ 70.78	$ 196.82	$ 5.08	$ 354.27	$ 31.49	$ 157.45	$3,194.39
NDOT									$0.00
NHS	$ 202.53	$ 100.84	$ 7.96	$ 22.14	$ 0.57	$ 39.85	$ 3.54	$ 17.71	$395.15
NRM	$ 202.53	$ 52.58	$ 4.07	$ 11.31	$ 0.29	$ 20.35	$ 1.81	$ 9.04	$301.97
NSC	$ 810.10	$ 269.58	$ 21.04	$ 58.52	$ 1.51	$ 105.34	$ 9.36	$ 46.82	$1,322.29
NSLAPR	$ 2,430.31	$ 2,186.52	$ 170.67	$ 474.61	$ 12.24	$ 854.29	$ 75.94	$ 379.68	$6,584.26
NSMH	$ 202.53	$ 59.98	$ 4.66	$ 12.97	$ 0.33	$ 23.34	$ 2.07	$ 10.37	$316.26
Pershing	$ 1,215.15	$ 946.38	$ 70.50	$ 196.06	$ 5.06	$ 352.91	$ 31.37	$ 156.85	$2,974.28
SNC	$ 607.58	$ 430.94	$ 32.73	$ 91.01	$ 2.35	$ 163.82	$ 14.56	$ 72.81	$1,415.80
Storey	$ 405.05		$ -	$ -	$ -	$ -	$ -	$ -	$405.05
Tonopah	$ 405.05	$ 429.22	$ 31.99	$ 88.96	$ 2.30	$ 160.14	$ 14.23	$ 71.17	$1,203.07
White Pine	$ 1,012.63	$ 815.20	$ 59.30	$ 164.92	$ 4.25	$ 296.85	$ 26.39	$ 131.93	$2,511.48
	$ 27,340.96	$20,000.00	$ 1,798.00	$ 5,000.00	$ 129.00	$ 9,000.00	$ 800.00	$ 4,000.00	
									$68,067.94

AMERICAN OVERSIGHT

	#Faronics	#Envisionware	Extended Services	Sonic Wall and/or wireless	Contentdm ($14,670.79)	Faronics	Envisionware Site License(s)	Envisionware Clients	Envisionware MobilePrint
Beatty									
Carson					$ 1,257.50				
Churchill	29	25			$ 1,257.50	$ 232.00	$ 135.00	$ 206.50	$ 725.00
Elko		32			$ 1,257.50		$ 675.00	$ 264.32	$ 725.00
Esmeralda	9					$ 72.00			
Humboldt	15	15			$ 1,257.50	$ 120.00	$ 135.00	$ 123.90	
Lincoln	9					$ 72.00			
Lyon	30	33				$ 240.00	$ 675.00	$ 272.58	
Mineral	10	7				$ 80.00	$ 135.00	$ 57.82	
NV Historical Society									
Nevada RR Museum									
NV Supreme Court Library	6	5			$ 1,257.50	$ 48.00	$ 135.00	$ 41.30	
NV Library and Archives	23	30	$ 8,520.00	$ 850.00	$ 2,934.13	$ 184.00	$ 135.00	$ 247.80	$ 725.00
NVMuseum and Historical Society (LV)									
Pershing	4	5				$ 32.00	$ 135.00	$ 41.30	
Sierra NV College									
Storey	4					$ 32.00			
Tonopah	8					$ 64.00			
White Pine	14				$ 1,257.50	$ 112.00			
	161	152	$ 8,520.00						

AMERICAN OVERSIGHT

Envisionware Self Check	Envisionware Coin Machine	OverDrive Platform	OverDrive Content	Total Cafeteria Options
		$200		$200.00
		$ 1,000.00	$ 3,500.00	$5,757.50
$ 220.15		$ 1,000.00	$ 3,500.00	$7,276.15
		$ 1,000.00	$ 3,500.00	$7,421.82
		$ 200.00		$272.00
	$ 307.80	$ 1,000.00	$ 3,500.00	$6,444.20
		$ 200.00		$272.00
		$ 1,000.00	$ 3,500.00	$5,687.58
$ 220.15		$ 200.00		$692.97
				$0.00
				$0.00
$ 220.15				$1,701.95
$ 220.15		$ 200.00	$ 1,000.00	$15,016.08
				$0.00
		$ 200.00	$ 1,000.00	$1,408.30
				$0.00
		$ 200.00	$ 1,000.00	$1,232.00
		$ 200.00		$264.00
$ 220.15		$ 200.00	$ 1,000.00	$2,789.65
				$56,436.20

$6,800 $21,500

add $1200 Amargosa and Pahrump

add $2500 A & P

AMERICAN OVERSIGHT

Stephanie M. Klapstein

From: Malfabon, Rodolfo <RMalfabon@dot.nv.gov>
Sent: Monday, June 04, 2018 5:33 PM
To: Andrew Clinger
Subject: Couple of Follow Up Items

Hi, Andrew –

A couple of items I neglected to bring up this morning:

- TMWA Board will approve the water rights issue that will help get effluent water to TRIC. This is a 50 year deal. This deal was negotiated by GOED and we support it. We only intend to list it as an informational contract at our July Transportation Board meeting. We view it as a service agreement with TMWA where they manage the water rights associated with our highway right-of-way (we never actually use those water rights associated with highway ROW, so no problem for NDOT).
- The subgroup of the Transportation Board known as the Construction Working Group (CWG) consists of Frank Martin, Len Savage and B.J. Almberg. Frank and Len want NDOT to request a BDR to have our retention of funds at 5% of contract value (we retain that money that the contractor has earned until we formally accept the project). We currently withhold the lesser of 5% of contract value or $50,000. They feel that on larger projects, $50,000 is not much to withhold (most contracts are over $1,000,000 in value). AGC has opposed this in the past. NDOT may have submitted a BDR several years ago that AGC opposed (we're researching). I have no problem submitting a conceptual BDR at the request of CWG, but don't think it will go anywhere at the Legislature if it does get Governor support to develop further.

The Governor asked Steve Weinberger from the executive audit group to modify the audit recommendations regarding BOE approval of non-construction contracts. Steve called me this afternoon to discuss. Gov said rewrite the report so the Transportation Board delegation to the NDOT Director matches the BOE threshold of $50k. This allows us to keep contract approval at the Transportation Board and keeps the AG's Opinion out of the audit. We can live with that, obviously, although it will result in having more action items on the agenda for agreements between $50k and the current delegation to the NDOT Director of $300k.

If you have any opinion on the above two bullet points (TMWA and CWG issues), let me know.
Thanks!

Rudy Malfabon, P.E.
Director
Nevada Department of Transportation
Office: 775-888-7440
Cell: 702-499-5084

zero Fatalities
Drive Safe Nevada

This communication, including any attachments, may contain confidential information and is intended only for the individual or entity to whom it is addressed. Any review, dissemination or copying of this communication by anyone

AMERICAN OVERSIGHT

other than the intended recipient is strictly prohibited. If you are not the intended recipient, please contact the sender by reply e-mail and delete all copies of the original message.

AMERICAN OVERSIGHT

Stephanie M. Klapstein

From: Committee for a Responsible Federal Budget <bounce@bounce.myngp.com> on behalf of Committee for a Responsible Federal Budget <info@crfb.org>
Sent: Tuesday, June 26, 2018 1:33 PM
To: Mike Willden
Subject: Debt Could Be Double the Size of the Economy by 2048



CBO's 2018 Long-Term Budget Outlook
June 26, 2018

Read the paper.

The Congressional Budget Office (CBO) released its 2018 Long-Term Budget Outlook today, reiterating the budget's uns trajectory. CBO projects debt held by the public will reach a new record as a share of the economy within 16 years, and w levels within three decades.

If recent tax cuts and spending increases are extended rather than allowed to expire, ***we estimate debt would be doubl economy within three decades.***

The report shows:

- **Debt Is Rising Unsustainably**. CBO projects debt held by the public will roughly double as a share of the econor from 78 percent of GDP at the end of 2018 to 152 percent of GDP in 2048 – an unprecedented level.

- **Spending Is Growing Faster Than Revenue**. CBO projects spending will grow rapidly, from less than 21 percen 29 percent by 2048. Revenue will grow slowly, from less than 17 percent of GDP in 2018 to nearly 20 percent of G deficits grow from 3.9 percent of GDP in 2018 to 9.5 percent by 2048, approaching the post-World War II record s

- **Recent Legislation Will Substantially Worsen the Long-Term Outlook if Extended.** Because the unpaid-for 2 spending deal were largely temporary, they have little effect on CBO's long-term debt estimates under current law would be about 50 percent of GDP higher in 2048 – roughly 200 percent of GDP – if temporary provisions were e

- **High And Rising Debt Will Have Adverse and Potentially Dangerous Consequences.** The fiscal situation will economic growth, lower income, higher interest rates, ballooning interest payments, reduced fiscal space, weaker leadership, and an increased likelihood of a fiscal crisis.

- **Major Trust Funds Are Headed Toward Insolvency.** CBO projects the Highway, PBGC Multi-Employer, Social Insurance, Social Security Old-Age and Survivors Insurance, and Medicare Hospital Insurance trust funds will all without action to stabilize their finances.

AMERICAN OVERSIGHT

- **Fixing the Debt Will Get Harder the Longer Policymakers Wait.** Delaying necessary deficit reduction will mean and tax increases concentrated on fewer people. CBO estimates the size of the needed adjustment would grow b waited just ten years to take action.

Lawmakers need to work together to address this bleak fiscal picture now so problems do not compound any further.

Debt Is Rising Unsustainably

Debt held by the public will total 78 percent of the economy by the end of 2018 – a post-war record nearly twice as high a and will grow rapidly from there with no end in sight.

Under current law, CBO projects debt will exceed the size of the economy by 2031, top its record high by 2034, and reach level at 152 percent of GDP within three decades.



Annual deficits will also grow rapidly under CBO's projections. Under current law, the deficit will double from 3.9 percent o percent by 2041 and reach 9.5 percent by 2048 – near the post-war record of 9.8 percent set at the height of the Great R

These numbers assume recent tax cuts and spending increases expire as under current law. If they are extended, we est the size of the economy by 2027, hit a new record by 2029, and ***double*** the size of the economy by 2048.

In 2048 under this scenario, debt will total **200 percent of GDP** and deficits will exceed 13 percent of GDP. There is little massive level of debt.

These debt projections are modestly higher than estimates from the Government Accountability Office (GAO) that debt w percent of GDP by 2048.

Spending Is Growing Faster Than Revenue

Rising long-term deficits are driven by rapid growth in spending – particularly spending on health care, retirement, and int in excess of the growth in revenue.

CBO projects revenue will rise from 16.6 percent of GDP in 2018 to 18.5 percent in 2028 and 19.8 percent in 2048. This c
historical average of 17.4 percent and record of 20.0 percent in 2000. Spending, meanwhile, will grow from 20.6 percent c
percent by 2048 under current law. By comparison, spending has averaged 20.3 percent of GDP over the past 50 years,
percent of GDP in 2009.



Much of the projected revenue growth is due to the expiration of many provisions in the Tax Cuts and Jobs Act, as well as
CPI" for indexing the tax code and the scheduled implementation of the health care "Cadillac Tax" in 2022.

CBO's projections for spending, meanwhile, reflect the continued aging of the population, rising health care spending, and
and debt. In fact, spending on Social Security, health care, and interest on the debt explain all future spending growth as
combined spending will rise by roughly 10 percent of GDP, from 11.7 percent of GDP in 2018 to 21.8 percent by 2048.

By 2041, spending on Social Security, health care, and interest will exceed all revenue. That essentially means eve
appropriates – whether for defense, education, or basic research – will be financed with borrowed money. ***By 2050, inter
largest federal spending program, eclipsing Social Security, Medicare, and all discretionary spending.***

If expiring tax cuts and recent spending increases were continued, revenue would be much lower and spending much hig
revenue would reach 18 percent of GDP and spending nearly 32 percent of GDP by 2048. In this scenario, spending on S
care, and interest will exceed all revenue by 2033 – eight years earlier than under current law – and interest would be the
program by 2042.

Recent Legislation Will Substantially Worsen the Long-Term Outlook if Extended

Recent tax cuts and spending increases have significantly worsened the budget outlook over the next decade and would
longer-term outlook if extended.

CBO currently projects that debt will reach 96 percent of GDP by 2028, which is 5 percentage points and $2.2 trillion high
last March. Nearly $2 trillion of this difference is the result of the deficit-financed Tax Cuts and Jobs Act (TCJA) and anoth
the direct spending increase in the Bipartisan Budget Act (BBA) and other legislative changes.

Because large parts of the TCJA and BBA expire under current law and the permanent parts modestly reduce deficits, thi
begin to converge with last year's over time. Last year, CBO projected debt would reach 150 percent of GDP by 2047, co
this year. The 2047 deficit was 9.8 percent of GDP last year, compared to 9.3 percent this year.

We estimate that ***if expiring policies are continued, debt will be almost one-third worse than last year's projection***
would rise to more than 190 percent of GDP by 2047 (nearly 200 percent by 2048), compared to last year's current law pr
of GDP in 2047. Deficits would rise to above 13 percent of GDP by 2047.

AMERICAN OVERSIGHT



The rise in debt under this scenario is the result of both higher spending and lower revenue. Non-interest spending would of GDP in 2047, compared to CBO's previous projections of 23.2 percent. Revenue, meanwhile, would exceed 18 percen CBO's previous projections of 19.6 percent. Interest would grow to nearly 8 percent of GDP, compared to 6.2 percent unc projections.

In other words, recent legislation considerably increased the debt and would dramatically worsen the long-term budget ou extend them without offsets.

High and Rising Debt Will Have Adverse and Potentially Dangerous Consequences

The United States has never owed as much debt as it is projected to owe by the 2030s. CBO warns that such high and ri dramatic adverse consequences.

Rising debt is likely to substantially slow economic growth and reduce future incomes by leading savers and investors to bonds in place of productive investments.

CBO's projections of GNP per capita show that in three decades, currently projected rising debt will reduce average incor roughly $3,000 per person. Assuming various tax cuts and spending hikes are extended and debt grows by an extra 50 p could be as much 6 percent or $6,000 lower by our estimate (based on last year's report).

Rising debt also causes interest rates to rise. CBO estimates average rates on federal debt will be 13 percent, or 50 basis result of rising debt. These higher rates will spill over into mortgages, car loans, student loans, business loans, and credit

As a result of higher interest rates and higher debt, government interest payments will grow. Under current law, interest p quadruple from 1.6 percent of GDP this year to 6.3 percent by 2048, exceeding the size of Medicaid in 2020, defense in 2 2046, Interest will become the largest spending program by exceeding Social Security after 2048. If Congress extended v we estimate that interest costs would more than quintuple to 8.1 percent of GDP by 2048, becoming the largest governme

Growing interest payments and rising debt could weaken U.S. international leadership and mean less fiscal space to prot important investments, fund new priorities, or respond to the next recession, crisis, or emergency. CBO explains that "wh relatively small, the federal government is able to borrow money at lower rates to cover unexpected costs, such as those recessions, financial crises, natural disasters, or wars. By contrast, when outstanding debt is large, the government has le financial and economic crises."

AMERICAN OVERSIGHT

Finally, growing levels of debt increase the risk of fiscal crisis. As CBO warns, “dramatic increases in Treasury rates woul value of outstanding government securities, and the resulting losses—for mutual funds, pension funds, insurance compar holders of government debt—could be large enough to cause some financial institutions to fail.” Such a crisis would caus the U.S. and global economy and leave policymakers with “limited—and unappealing—options.”

While growing debt would damage the economy, declining debt can improve it. In previous reports, CBO showed that a $ package would boost average incomes by $5,000 per person and lower interest rates by three-quarters of a percentage p

All of the Major Trust Funds Are Headed Toward Insolvency

A number of important federal programs are financed through trust funds. Within the next 14 years, CBO projects five ma exhaust their reserves and become insolvent.

Specifically, CBO projects the Highway Trust Fund will be depleted by 2022, the Pension Benefit Guaranty Corporation (P fund and Social Security Disability Insurance (SSDI) Trust Fund by 2025, the Medicare Hospital Insurance (HI) Trust Fun Social Security Old-Age and Survivors Insurance Trust Fund by 2032. On a combined basis, the Social Security trust fun reserves in 2031.



At the time of insolvency, the law requires spending be reduced to available revenue in these programs. CBO estimates S for example, would be abruptly cut by 25 percent for all beneficiaries regardless of age or income. Medicare’s cut would li percent.

Importantly, CBO’s debt projections assume that these programs (other than PBGC) will continue to spend even after trus If policymakers wish to maintain the internally-funded nature of these programs, however, substantial adjustments will be

CBO estimates Social Security’s shortfall will total 1.5 percent of GDP over 75 years and 1.9 percent of GDP in the 75th y program solvent would require the equivalent of a 35 percent (4.4 percentage point) increase in the payroll tax rate or a 2 benefits. Maintaining sustainable solvency beyond 75 years would require the equivalent of an ultimate 38 percent (6 per in the payroll tax rate or a 30 percent cut in benefits.

A Social Security solvency package could reduce projected debt by between 30 and 50 percentage points by 2048, depe design. If the shortfalls in other trust funds were also addressed, debt could be stabilized well below 100 percent of GDP levels. In addition, solvency plans would ensure these programs could continue to provide benefits and payments to thos

Fixing the Debt Will Get Harder the Longer We Wait

Policymakers will need to make tough decisions on changes to spending and revenue in order to put the debt on a downw importantly, they need to do them soon; the longer they wait, the harder and costlier the necessary adjustments will be.

AMERICAN OVERSIGHT

CBO projects that maintaining today's high debt as a share of the economy for the next 30 years will require annual tax o
(excluding interest) of 1.9 percent of GDP if they start in 2019 – the equivalent of $4.8 trillion over a decade. Waiting anot
make this even more expensive, to the tune of 2.9 percent of GDP, the equivalent of $7.3 trillion over the same decade. I
would increase by half.

Thought of another way, policymakers could raise revenue 11 percent or cut non-interest spending 10 percent to stabilize
today – but would have to raise revenue by 17 percent or cut non-interest spending by 15 percent if they wait just a decad
Putting the debt on a downward path would require even larger savings. Reducing debt to its 50-year historical average o
would require adjustments of 3.0 percent of GDP today ($7.6 trillion) or 4.6 percent of GDP ($11.6 trillion) if they waited a
these changes.



Delaying actions to fix the debt also allows less time to carefully phase in changes and allow households and businesses
Waiting also requires concentrating any spending cuts or tax hikes on fewer people and reduces the ability of policymake
targeted reforms that protect more vulnerable beneficiaries and taxpayers. At some point, needed changes may become
policymakers are unwilling to act, absent a crisis.

Conclusion

CBO continues to remind us what we've known for a while and seem to be ignoring: the federal budget is on an unsustain
over the long term. If policymakers make the tough decisions now – rather than wait until there's a crisis point for action –
fairer and less painful.

With debt on course to double its current levels and quadruple its historic average, lawmakers need to stop making it wor
affordable and paying for any extensions to the recent tax cuts and spending increases to prevent debt from rising to twic
economy within three decades. We cannot afford to make these temporary policies permanent without making choices to
actual deficit reduction.

CBO's projections of the budget and economy reiterate the fundamental challenges we face: the population is aging – wh
of Social Security and Medicare as well as slower economic growth.

There is no magic bullet to fix these problems. Ignoring CBO's impartial projections, which are consistent with nearly ever
not make the problem go away. Indeed, it will make the problem worse as a result of the high cost of delay.

AMERICAN OVERSIGHT

NV-DA-20-0615-A-000499

The gap between spending and revenue is only getting larger, the burden of our debt is growing rapidly, and major trust f
Social Security and Medicare – are headed toward insolvency.

Smart deficit reduction enacted today can accelerate economic growth, stem the rise in interest rates, increase future inc
solvency of Social Security and other trust funds, improve generational fairness, create fiscal space, and prevent a potent

Action needs to start yesterday.

Read the paper.

###

For more information contact Patrick Newton, Press Secretary, at newton@crfb.org.



Committee for a Responsible Federal Budget
1900 M Street, NW
Suite 850
Washington DC 20036 United States
If you believe you received this message in error or wish to no longer receive email from us, please unsubscribe.



AMERICAN OVERSIGHT
NV-DA-20-0615-A-000500

Stephanie M. Klapstein

From: Holly Propst <hpropst@westgov.org>
Sent: Monday, December 03, 2018 6:04 AM
To: abovingdon@mt.gov; Alex Whitaker; Alexandra Kaney; AngieByrnes; Annie McColaugh; Bailey Carlson; Bill Whitacre; Britta Beckstead; CarlyCordell; Caroline Godkin; Casey Katims; Dan Baer; David Willms; DebKinsley; Dottie Ochoa; Glenna Reyes; Gordon Larsen; hmoore@az.gov; Holly Propst; JaceBeehler; James Ogsbury; Jason Miner; Joe Rassenfoss; joepereira48@hotmail.com; Johanna Easter; John Chatburn; John Crowther; John Swartout; kadams@az.gov; Katie Mathews; Keith Gardner; Kevin Moss; kimberly.pallick@resources.ca.gov; kmathews@wdc.ca.gov; laurel.a.johnston@hawaii.gov; Lauren DeNinno; Leslie Porter; Lisa Hiraoka; margaret.metcalfe@guam.gov; mike.mccartney@hawaii.gov; Pam Robinson; Patrick Holmes; Ruchi Sadhir; Sam Eaton; Sarah Olsen; Sharlett Mena; Toni Vigil; Tony Venhuizen; Troy Timmons; Tyler Klimas; Ward Scott; Zach Bodhane
Subject: December 2018 Edition: WGA Federal Regulatory Tracking Reports
Attachments: BCKGR_Regtrack-FinalActions_Dec2018_FINAL.pdf; BKGR_Regulatory_Upcoming Actions_Dec2018._FINAL.pdf; BCKGR_RegulatoryEvents_Dec2018_FINAL.pdf

Dear WGA Staff Council:

Welcome to the December 2018 edition of the Western Governors' Association's *Federal Regulatory Tracking Report*. The Report has three components, delivered monthly:

- **Final Regulatory Actions** -- A listing of federal regulatory actions impacting the West that have gone final in the past month, along with information on effective dates and other pertinent details.

- **Upcoming Regulatory Deadlines** -- A listing of upcoming federal regulatory rulemaking deadlines, along with links to relevant Federal Register documents.

- **Upcoming Events** -- A calendar of upcoming federal agency meetings / conference calls relating to regulatory actions.

Items are chronologically within topics in all three documents. This month's Report includes items within these topics:

- Agriculture / Rural Development
- Air Quality
- Conservation / Endangered Species Act
- Cybersecurity
- Electricity
- Emergency Management
- Energy
- Environmental Management
- Fisheries
- Health Care
- Indian Affairs
- Invasive Species
- Nuclear Energy / Waste
- Resource (Natural) Management
- Telecommunications
- Trade
- Transportation
- Waste Management
- Workforce Development
- Water

AMERICAN OVERSIGHT

Holly Propst
Deputy Executive Director / Policy Director
Western Governors' Association
1600 Broadway, Suite 1700 Denver, CO 80202
p: 303.623.9378 | f: 303.534.7309
www.westgov.org

AMERICAN OVERSIGHT

REGULATORY REPORT: UPCOMING FEDERAL ACTIONS

December 1, 2018

Please see an updated tracking of proposed regulatory actions on which federal agencies are currently taking public comment. Included are those that impact Western states, and which fall within the following issue topics:

- Agriculture / Rural Development
- Air Quality
- Conservation / Endangered Species Act
- Electricity
- Cybersecurity
- Emergency Management
- Energy
- Environmental Management
- Fisheries
- Health Care
- Indian Affairs
- Invasive Species
- Nuclear Energy / Waste
- Resource (Natural) Management
- Telecommunications
- Trade
- Transportation
- Waste Management
- Water
- Workforce Development

Updated through 11/30/18: Chronological listing by effective date within topics.

~~**DECEMBER**~~	~~**2018**~~			

AMERICAN OVERSIGHT

Rule	*Agency*	*Description*	*Deadline*	*Submit Info.*
AGRICULTURE / RURAL DEVELOPMENT				
U.S. Standards Canola Impacts: Nationwide	USDA / AMS	Evaluation of U.S. standards for canola under the *United States Grain Standards Act.*	12/03/18	AMS–FGIS–18–0053 *83 FR 49498, October 2, 2018*
U.S. Standards Soybeans Impacts: Nationwide	USDA / AMS	Evaluation of U.S. standards for soybeans under the *United States Grain Standards Act.*	12/03/18	AMS–FGIS–18–0054 *83 FR 494988, October 2, 2018*
Marketing Order Assessment Rate Dates Impacts: CA	USDA / AMS	Proposed rule implementing a recommendation from the CA Date Administrative Committee to increase the assessment rate for the 2018–19 and subsequent crop years for CA dates handled under Marketing Order 987.	12/03/18	AMS–SC–18–0058; SC18–987–1 PR *83 FR 55111, November 2, 2018*
U.S. Standards Corn Impacts: Nationwide	USDA / AMS	Evaluation of U.S. standards for corn under the *United States Grain Standards Act.*	12/03/18	AMS–FGIS–18–0052 *83 FR 494988, October 2, 2018*
Marketing Order Procedures to Meet Via Electronic Communications Olives	USDA / AMS	Proposed rule invites comments on a recommendation made by the CA Olive Committee to establish procedures to conduct meetings and voting	12/17/18	AMS–SC–18–0061; SC18–932–1 PR *83 FR 57691, November 16, 2018*

AMERICAN OVERSIGHT

Impacts: CA		using electronic means of communication.		
NEPA Compliance Rural Infrastructure Projects Impacts: Nationwide	RBCS / RHA / RUS / FSA	Proposed amendments to the agencies' environmental policies and procedures regulation to allow Administrators limited flexibility to obligate federal funds for infrastructure projects prior to completion of the environmental review while ensuring full compliance with NEPA procedures prior to project construction and disbursement of funding.	12/24/18 (Direct final rule. Will go into effect on 01/07/18 unless the agencies receive adverse comments by date above.)	RUS–18–AGENCY–0005 *83 FR 59318, November 23, 2018* *83 FR 59318, November 23, 2018*
Information Collection Request Reporting Requirements Inspection and Grading Services of Manufactured or Processed Dairy Products and the Certification of Sanitary Design & Fabrication of Equipment used in the Slaughter, Processing and Packaging of Livestock and Poultry Products Impacts: Nationwide	USDA / AMS	Proposed information collection, *" Reporting Requirements Under Regulations Governing Inspection and Grading Services of Manufactured or Processed Dairy Products and the Certification of Sanitary Design & Fabrication of Equipment used in the Slaughter, Processing and Packaging of Livestock and Poultry Products,"* to be submitted to OMB in accordance with the *Paperwork Reduction Act.*	12/26/18	*83 FR 58524, November 20, 2018*
Information Collection Request Rural Business Development Grants Impacts: Nationwide	RBCS	Proposed information collection, *"7 CFR Part 4280–E, Rural Business Development Grants,"* to be submitted to OMB in accordance with the *Paperwork Reduction Act.*	12/31/18	*83 FR 54704, October 31, 2018*

AMERICAN OVERSIGHT

AIR QUALITY				
Technical Issues Formaldehyde Emission Standards for Composite Wood Products Impacts: Nationwide	EPA	Proposed amendment to regulations promulgated 10/12/16 concerning formaldehyde emission standards for composite wood products.	12/03/18	EPA–HQ–OPPT–2018–0174 *83 FR 54892, November 1, 2018*
Ozone NAAQS Draft Integrated Review Plan Impacts: Nationwide	EPA	Draft integrated review plan for the ozone NAAQS.	12/03/18	EPA–HQ–OAR–2018–0279 *83 FR 55163, November 2, 2018*
Regional Haze Alternative to BART Naughton Power Plant Impacts: WY	EPA	Proposed approval of a source-specific revision to the WY CAA SIP providing an alternative to Best Available Retrofit Technology (BART) for Unit 3 at the Naughton Power Plant.	12/07/18	EPA–R08–OAR–2018–0607 *83 FR 55656, November 7, 2018*
Regional Haze FIP Impacts: WY	EPA	Extension of comment period for the proposed rule (published 10/10/18) pertaining to revisions to the WY CAA SIP and associated FIP dealing with regional haze.	12/10/18	EPA–R08–OAR–2018–0606 *83 FR 55656, November 7, 2018*
Integrated Science Assessment for Particulate Matter (External Review Draft) Impacts: Nationwide	EPA	Draft "*Integrated Science Assessment for Particulate Matter (External Review Draft)"* (EPA/600/R–18/179).	12/11/18	EPA–HQ–ORD–2014–0859 *83 FR 53471, October 23, 2018*

AMERICAN OVERSIGHT

Information Collection Request Acid Rain Program Impacts: Nationwide	EPA	Proposed information collection,*" Acid Rain Program*," to be submitted to OMB in accordance with the *Paperwork Reduction Act.*	12/13/18	EPA–HQ–OAR–2009–0022 *83 FR 56318, November 13, 2018*
Information Collection Request Renewable Fuel Standard Program Impacts: Nationwide	EPA	Proposed information collection,*" Renewable Fuel Standard Program*," to be submitted to OMB in accordance with the *Paperwork Reduction Act.*	12/13/18	EPA–HQ–OAR–2017–0599 *83 FR 56319, November 13, 2018*
Information Collection Request NSPS for Petroleum Refineries Impacts: Nationwide	EPA	Proposed information collection,*" NSPS for Petroleum Refineries,"* to be submitted to OMB in accordance with the *Paperwork Reduction Act.*	12/13/18	EPA–HQ–OECA–2014–0033 *83 FR 56321, November 13, 2018*
Information Collection Request NESHAP for the Secondary Lead Smelter Industry Impacts: Nationwide	EPA	Proposed information collection*," NESHAP for the Secondary Lead Smelter Industry*," to be submitted to OMB in accordance with the *Paperwork Reduction Act.*	12/13/18	EPA–HQ–OECA–2014–0055 *83 FR 56320, November 13, 2018*
Information Collection Request NESHAP for Primary Lead Smelting Impacts: Nationwide	EPA	Proposed information collection,*" NESHAP for Primary Lead Smelting*," to be submitted to OMB in accordance with the *Paperwork Reduction Act.*	12/13/18	EPA–HQ–OECA–2014–0068 *83 FR 56323, November 13, 2018*
Information Collection Request	EPA	Proposed information collection*," NESHAP for Engine Test Cells / Stands*,"	12/13/18	EPA–HQ–OECA–2014–0091

AMERICAN OVERSIGHT

NESHAP for Engine Test Cells / Stands Impacts: Nationwide		to be submitted to OMB in accordance with the *Paperwork Reduction Act.*		*83 FR 56323, November 13, 2018*
Information Collection Request Emission Guidelines for Existing Other Solid Waste Incineration Units Impacts: Nationwide	EPA	Proposed information collection,*" Emission Guidelines for Existing Other Solid Waste Incineration Units,"* to be submitted to OMB in accordance with the *Paperwork Reduction Act.*	12/13/18	EPA–HQ–OECA–2011–0256 *83 FR 56317, November 13, 2018*
Information Collection Request NESHAP for Pulp and Paper Production Impacts: Nationwide	EPA	Proposed information collection*," NESHAP for Pulp and Paper Production*," to be submitted to OMB in accordance with the *Paperwork Reduction Act.*	12/14/18	EPA–OECA–2014–0054 *83 FR 51940, October 15, 2018*
Reasonably Available Control Technology Impacts: TX	EPA	Proposed conversion of conditional approval of revisions to the TX SIP addressing NOx Reasonably Available Control Technology (RACT) for the TXI Operations, a cement manufacturing plant in Ellis County, to full approval.	12/14/18	EPA–R06–OAR–2018–0675 *83 FR 56770, November 14, 2018*
Ozone NAAQS Determinations of Attainment by the Attainment Date, Extensions of the Attainment Date, and Reclassification of Several Areas Classified as Moderate Impacts: CA, CO, TX	EPA	Three proposed actions related to the attainment date for 11 areas classified as "moderate" for the 2008 ozone NAQQS. Among them: -Mariposa County Nonattainment Area attained the standard b07/20/18; -Grant requests for a one-year attainment date extension to Denver-	12/14/18	EPA–HQ–OAR–2018–0226 *83 FR 56781, November 14, 2018*

AMERICAN OVERSIGHT

		Boulder-Greeley-Ft. Collins-Loveland, CO; -Determination that seven areas failed to attain the standards by the attainment date, including Dallas-Fort Worth, TX, Houston-Galveston-Brazoria, TX, Nevada County (Western part), CA and San Diego County, CA.		
EPCRA Emergency Release Notification Regulations on Reporting Exemption for Air Emissions from Animal Waste at Farms Impacts: Nationwide	EPA	Proposed amendment to the release notification regulations under the *Emergency Planning and Community Right-to-Know Act* (EPCRA) to add the reporting exemption for air emissions from animal waste at farms provided in section 103(e) of the *Comprehensive Environmental Response, Compensation and Liability Act* (CERCLA). EPA is also proposing to add definitions of "animal waste" and "farm" to the EPCRA regulations to delineate the scope of this reporting exemption.	12/14/18	*83 FR 56791, November 14, 2018*
Ozone NAAQS Interstate Transport Impacts: OK	EPA	Proposed approval of OK SIP revision pertaining to the good neighbor provision requirements for interstate transport of air pollution which interfere with maintenance of the 1997 ozone NAAQS.	12/17/18	EPA–R06–OAR–2007–0314 *83 FR 57701, November 16, 2018*
Oil and Natural Gas Sector NSPS Emission Standards for New, Reconstructed and	EPA	Reconsideration on the 2016 NSPS for the fugitive emissions requirements, well site pneumatic pump standards and the	12/17/18	EPA–HQ–OAR–2017–0483

AMERICAN OVERSIGHT

Modified Sources Reconsideration Impacts: Nationwide		requirements for certification of closed vent systems by a professional engineer based on specific objections to these requirements. This action proposes amendments and clarifications as a result of reconsideration of these issues.		*83 FR 52056, October 15, 2018*
Air Plan Approval Lane County Outdoor Burning and Enforcement Procedure Rules Impacts: OR	EPA	Proposed approval and incorporation by reference into the OR CAA SIP, the Lane Regional Air Protection Agency's revised outdoor burning rule (submitted 07/19/18).	12/26/18	EPA–R10–OAR–2018–0596 *83 FR 60386, November 26, 2018*
Information Collection Request NESHAP for Metal Coil Surface Coating Plants Impacts: Nationwide	EPA	Proposed information collection, *" NESHAP for Metal Coil Surface Coating Plants*," to be submitted to OMB in accordance with the *Paperwork Reduction Act.*	12/26/18	EPA–HQ–OECA–2014–0078 *83 FR 60425, November 26, 2018*
Information Collection Request NSPS for Municipal Solid Waste Landfills Impacts: Nationwide	EPA	Proposed information collection, *" NSPS for Municipal Solid Waste Landfills*," to be submitted to OMB in accordance with the *Paperwork Reduction Act.*	12/26/18	EPA–HQ–OECA–2014–0047 *83 FR 60424, November 26, 2018*
Information Collection Request NSPS for Other Solid Waste Incineration Units Impacts: Nationwide	EPA	Proposed information collection, *" NSPS for Other Solid Waste Incineration Units*," to be submitted to OMB in accordance with the *Paperwork Reduction Act.*	12/27/18	EPA–HQ–OECA–2014–0094 *83 FR 60852, November 27, 2018*

AMERICAN OVERSIGHT

Ozone NAQQS San Joaquin Valley Ozone Nonattainment Area Impacts: CA	EPA	Proposed approval of portions of two CA CAA SIP revisions to meet requirements for the 2008 8-hour ozone NAAQS in the San Joaquin Valley Ozone Nonattainment Area.	12/31/18	EPA–R09–OAR–2018–0535 *83 FR 61346, November 29, 2018*
Information Collection Request NESHAP for Friction Materials Manufacturing Impacts: Nationwide	EPA	Proposed information collection*," NESHAP for Friction Materials Manufacturing*," to be submitted to OMB in accordance with the *Paperwork Reduction Act.*	12/31/18	EPA–HQ–OECA–2014–0085 *83 FR 61634, November 30, 2018*
Information Collection Request NESHAP for Plating and Polishing Area Sources Impacts: Nationwide	EPA	Proposed information collection*," NESHAP for Plating and Polishing Area Sources*," to be submitted to OMB in accordance with the *Paperwork Reduction Act.*	12/31/18	EPA–HQ–OECA–2014–0097 *83 FR 61628, November 30, 2018*
Information Collection Request NESHAP for Industrial, Commercial and Institutional Boilers and Process Heaters Impacts: Nationwide	EPA	Proposed information collection*," NESHAP for Industrial, Commercial and Institutional Boilers and Process Heaters*," to be submitted to OMB in accordance with the *Paperwork Reduction Act.*	12/31/18	EPA–HQ–OECA–2013–0352 *83 FR 61631, November 30, 2018*
CONSERVATION / ESA				
Supplemental Draft EIS Hanford Reach National Monument Rattlesnake Unit Impacts: Nationwide	FWS	Supplemental draft EIS for the Hanford Reach National Monument Rattlesnake Unit.	12/03/18	EIS No. 20180243 *83 FR 53053, October 19, 2018*

AMERICAN OVERSIGHT

Revised Draft EIS Long-Term Conservation Strategy for the Marbled Murrelet Impacts: WA	FWS	Revised draft EIS for the long-term conservation strategy for the Marbled Murrelet.	12/06/18	EIS No. 20180205 *83 FR 56078, November 9, 2018*
ESA Threatened Species Status / with 4(d) Rule Eastern Black Rail Impacts: CO, KS, NE, NM, OK, TX	FWS	Proposed ESA threatened listing of the Eastern Black Rail, with a Section 4(d) rule.	12/10/18	FWS–R4–ES–2018–0057 *83 FR 50610, October 9, 2018*
ESA Threatened Species Status Pacific Marten Coastal Distinct Population Segment Impacts: CA, OR	FWS	Proposed ESA threatened listing of the coastal distinct population segment of Pacific marten.	12/10/18	FWS–R8–ES–2018–0076 *83 FR 50574, October 9, 2018*
Vessel and Aircraft Discharges from U.S. Coast Guard Greater Farallones and Cordell Bank National Marine Sanctuaries Impacts: CA	NMFS	Rule allowing the U.S. Coast Guard to carry out certain otherwise prohibited activities within waters of Greater Farallones National Marine Sanctuary and Cordell Bank National Marine Sanctuary.	12/10/18	*83 FR 55956, November 9, 2018*
Information Collection Request In-Season Subsistence Salmon Fishery Catch and Effort Survey Impacts: Nationwide	FWS	Proposed information collection*," In-Season Subsistence Salmon Fishery Catch and Effort Survey*," to be submitted to OMB in accordance with the *Paperwork Reduction Act.*	12/11/18	FWS–R7–FAC–2018–N102 *83 FR 51695, October 12, 2018*

AMERICAN OVERSIGHT

Proposed Technical Note Recommended Standard Methods for Use as Soil Health Indicator Measurements Impacts: Nationwide	NRCS	Proposed technical note: "*Recommended Soil Health Indicators and Associated Laboratory Procedures.*"	12/13/18	NRCS–2018–000 *83 FR 46703, September 14, 2018*
Updated Collision Risk Model Priors for Estimating Eagle Fatalities at Wind Energy Facilities Impacts: Nationwide	FWS	Reopening of comment period for updated collision risk model to predict the number of golden and bald eagles that may be killed at new wind facilities. The model incorporates existing information on eagle exposure and collision probability in the form of prior distributions form of prior distributions.	12/13/18 (Reopened comment period)	FWS–HQ–MB–2017–0092 *83 FR 56365, November 13, 2018* *83 FR 28858, June 21, 2018*
ESA Incidental Take Permit Seven Species in the Santa Clara River Watershed Foothill Feeder Inspection and Maintenance Activities Impacts: CA	FWS	Application from Metropolitan Water District of Southern California for an ESA incidental take permit. The permit would authorize take of the federally endangered unarmored three-spine stickleback, arroyo toad, the federally threatened California red-legged frog, and non-listed Santa Ana sucker, western spadefoot, two-striped garter snake, and western pond turtle incidental to otherwise lawful activities associated with the inspection and maintenance of the Foothill Feeder water conveyance pipeline in the draft habitat conservation plan prepared for the project.	12/21/18	FWS–R8–ES–2018–N141 *83 FR 58782, November 21, 2018*

AMERICAN OVERSIGHT

Information Collection Request Submission of Conservation Efforts to Make Listings Unnecessary Under ESA Impacts: Nationwide	NMFS	Proposed information collection,*" Submission of Conservation Efforts to Make Listings Unnecessary Under ESA,"* to be submitted to OMB in accordance with the *Paperwork Reduction Act.*	12/21/18	*83 FR 58760, November 21, 2018*
Information Collection Request Coastal and Estuarine Land Conservation, Planning, Protection or Restoration Impacts: Nationwide	NOAA	Proposed information collection, "*Coastal and Estuarine Land Conservation, Planning, Protection or Restoration*," to be submitted to OMB in accordance with the *Paperwork Reduction Act.*	12/24/18	*83 FR 59362, November 23, 2018*
Information Collection Request Policy for Evaluation of Conservation Efforts When Making Listing Decisions (PECE) Impacts: Nationwide	FWS	Proposed information collection,*" Policy for Evaluation of Conservation Efforts When Making Listing Decisions (PECE),"* to be submitted to OMB in accordance with the *Paperwork Reduction Act.*	12/24/18	FWS–HQ–ES–2018–N145 *83 FR 59406, November 23, 2018*
Initiation of ESA Five-Year Status Review Wood Bison Impacts: AK	FWS	Initiation of an ESA five-year status review of the wood bison. Submission of any new information on this species that has become available since the species was reclassified under the ESA as threatened throughout its range, in 2012 is requested.	12/24/18	FWS–R7–ES–2018–N113 *83 FR 53495, October 23, 2018*
Information Collection Request	NMFS	Proposed information collection,*" Economic Value of Non-Consumptive*	12/28/18	*83 FR 54317, October 29, 2018*

AMERICAN OVERSIGHT

Economic Value of Non-Consumptive Recreation Use from Those Accessing the Monterey Bay National Marine Sanctuary via For Hire Operation Boat Impacts: CA		*Recreation Use from Those Accessing the Monterey Bay National Marine Sanctuary via For Hire Operation Boat*," to be submitted to OMB in accordance with the *Paperwork Reduction Act.*		
Information Collection Request Economic Value of the Reduction in the Risk of Whale Strikes in the Channel Islands National Marine Sanctuary Impacts: CA	NMFS	Proposed information collection,*" Economic Value of the Reduction in the Risk of Whale Strikes in the Channel Islands National Marine Sanctuary,"* to be submitted to OMB in accordance with the *Paperwork Reduction Act.*	12/28/18	*83 FR 54316, October 29, 2018*
ESA Take Application Draft EA Draft Natural Community Conservation Plan / Habitat Conservation Plan City of Rancho Palos Verdes Impacts: CA	FWS	Draft natural community conservation plan / habitat conservation plan and draft EA for the City of Rancho Palos Verdes. The documents were submitted in support of an application for ESA take of 10 covered species resulting from covered projects / activities and a permit under the CA Natural Community Conservation Planning Act of 2002.	12/31/18	FWS–R8–ES–2018–N094 *83 FR 54769, October 31, 2018*
CYBERSECURITY				
Information Collection Request National Cybersecurity Center of Excellence	NIST	Proposed information collection,*" National Cybersecurity Center of Excellence Participant Letter(s) of Interest*," to be submitted to OMB in	12/06/18	*83 FR 55522, November 6, 2018*

AMERICAN OVERSIGHT

Participant Letter(s) of Interest Impacts: Nationwide		accordance with the *Paperwork Reduction Act.*		
ELECTRICITY				
Energy Efficiency Standard Test Procedure Three-Phase Commercial Air-Cooled Air Conditioners and Heat Pumps with a Certified Cooling Capacity of Less Than 65,000 Btu/h Impacts: Nationwide	DOE / EERE	Request for information consider whether to amend its test procedure for three-phase commercial air-cooled air conditioners and heat pumps with a cooling capacity of less than 65,000 British thermal units per hour ("Btu/h").	12/03/18	EERE–2017–BT–TP–0031 *83 FR 495018, October 2, 2018*
EIS Scoping 2010 Socorro Field Office RMP Borderlands Commercial Wind Energy Project Impacts: NM	BLM	Scoping for EIS associated with a potential amendment to the 2010 Socorro Field Office Resource Management Plan (RMP) for the proposed Borderlands commercial wind energy project.	12/10/18	*83 FR 56097, November 9, 2018*
Information Collection Request Mandatory Reliability Standards: BAL Reliability Standards Impacts: Nationwide	FERC	Proposed information collection,*" Mandatory Reliability Standards: BAL Reliability Standards" (FERC–725R),* to be submitted to OMB in accordance with the *Paperwork Reduction Act.*	12/10/18	*83 FR 50652, October 9, 2018*
Information Collection Request Market-based Rates for	FERC	Proposed information collection,*" Market-based Rates for Wholesale Sales of Electric Energy, Capacity*	12/10/18	*83 FR 50650, October 9, 2018*

AMERICAN OVERSIGHT

Wholesale Sales of Electric Energy, Capacity and Ancillary Services by Public Utilities Impacts: Nationwide		*and Ancillary Services by Public Utilities" (FERC–919),* to be submitted to OMB in accordance with the *Paperwork Reduction Act.*		
Draft EIS Grant Lake Hydropower License Impacts: AK	FERC	Draft EIS for the proposed Grant Lake Hydropower License.	12/10/18	EIS No. 20180254 *83 FR 54105, October 26, 2018*
Qualifying Conduit Hydropower Facility Haights Creek Micro-Hydropower Project Impacts: UT	FERC	Proposed qualifying conduit hydropower facility, pursuant to section 4 of the *Hydropower Regulatory Efficiency Act of 2013*. The Haights Creek Micro-Hydropower Project would have a total installed capacity up to 24 kilowatts and would be located on the existing Haights Creek Irrigation Pipeline.	12/15/18 (Est.)	*83 FR 54740, October 31, 2018*
Information Collection Request Reliability Standards for the Bulk Power System: PRC Reliability Standards Impacts: Nationwide	FERC	Proposed information collection, "*Reliability Standards for the Bulk Power System: PRC Reliability Standards" (FERC–725G),* to be submitted to OMB in accordance with the *Paperwork Reduction Act.*	12/17/18	*83 FR 52442, October 17, 2018*
Information Collection Request Electric Standards and Specifications for Materials and Construction	RUS	Proposed information collection,*" Electric Standards and Specifications for Materials and Construction,"* to be submitted to OMB in accordance with the	12/18/18	*83 FR 53027, October 19, 2018*

AMERICAN OVERSIGHT

Impacts: Nationwide		*Paperwork Reduction Act.*		
Information Collection Request Electric Rate Schedules and Tariffs: Long-Term Firm Transmission Rights in Organized Electricity Markets Impacts: Nationwide	FERC	Proposed information collection,*" Electric Rate Schedules and Tariffs: Long-Term Firm Transmission Rights in Organized Electricity Markets" (FERC–732*), to be submitted to OMB in accordance with the *Paperwork Reduction Act.*	12/24/18	IC19–1–000 *83 FR 53464, October 23, 2018*
Information Collection Request Prepayment of Rural Utilities Service Guaranteed and Insured Loans Impacts: Nationwide	RUS	Proposed information collection*,"7 CFR part 1786, Prepayment of Rural Utilities Service Guaranteed and Insured Loans*," to be submitted to OMB in accordance with the *Paperwork Reduction Act.*	12/28/18	*83 FR 54312, October 29, 2018*
Critical Electric Infrastructure Information New Administrative Procedures Impacts: Nationwide	DOE	Proposed rule for public comment to implement DOE's critical electric infrastructure information designation authority under the *Federal Power Act.*	12/28/18	*83 FR 54268, October 29, 2018*
Federal Power Act Mergers / Consolidations of Public Utilities Impacts: Nationwide	FERC	Proposed revision to FERC regulations relating to mergers or consolidations by public utilities.	12/31/18	*83 FR 61338, November 29, 2018*
EMERGENCY MANAGEMENT				

AMERICAN OVERSIGHT

Disaster Declaration Severe Storms and Flooding Physical Loan Application Deadline Impacts: TX	SBA	Administrative declaration of disaster. Incident: Severe storms and flooding 09/21/18 through 09/23/18. Physical loan application deadline.	12/17/18	Disaster Declaration 15754 TX Disaster Number TX–00507 *83 FR 54161, October 26, 2018*
Disaster Declaration Super Typhoon Yutu Physical Loan Application Deadline Impacts: CNMI	SBA	Notice of amendment to Presidential declaration. Incident: Super Typhoon Yutu 10/24/18 through 10/26/18 Physical loan application deadline.	12/26/18	Disaster Declaration 15782 CNMI Disaster Number MP–00009 *83 FR 55924, November 8, 2018*
Disaster Declaration Flooding Physical Loan Application Deadline Impacts: MT	SBA	Presidential declaration of a major disaster. Incident: Flooding 05/01/18 through 06/10/18. Physical loan application deadline.	12/31/18	Disaster Declaration 15784 MT Disaster Number MT–00118 *83 FR 55925, November 8, 2018*
Disaster Declaration Super Typhoon Yutu Physical Loan Application Deadline Impacts: CNMI	SBA	Presidential declaration of a major disaster. Incident: Super Typhoon Yutu 10/24/18 through 10/26/18. Physical loan application deadline.	12/31/18	Disaster Declaration 15786 CNMI Disaster Number MP–00010 *83 FR 55924, November 8, 2018*

AMERICAN OVERSIGHT

ENERGY				
Draft EIS Rio Grande LNG Project Impacts: TX	FERC	Draft EIS for the Rio Grande LNG Project.	12/03/18	EIS No. 20180246 *83 FR 53053, October 19, 2018*
Draft Guidance Pipeline Safety: Extension of the Seven-year Integrity Management Reassessment Interval by Six Months Impacts: Nationwide	PHMSA	Draft guidance: "*Pipeline Safety: Extension of the Seven-year Integrity Management Reassessment Interval by Six Months.*"	12/17/18	*83 FR 57388, November 15, 2018*
Draft EIS Texas LNG Project Impacts: TX	FERC	Draft EIS for the proposed Texas LNG Project.	12/17/18	EIS No. 20180263 *83 FR 55164, November 2, 2018*
Draft Supplemental EIS Northern Great Plains Management Plans Revision Impacts: ND	USFS	Draft supplemental EIS for the proposed Northern Great Plains Management Plans Revision (Dakota Prairie Oil and Gas RFDS SEIS).	12/17/18	EIS No. 20180260 *83 FR 55164, November 2, 2018*
EIS Scoping Proposed 2019 Beaufort Sea Oil and Gas Lease Sale Outer Continental Shelf AK Region Beaufort Sea Program Area	BOEM	Scoping for EIS associated with the proposed 2019 Beaufort Sea Lease Sale in the OCS Beaufort Sea Planning Area.	12/17/18	BOEM–2018–0054 *83 FR 57749, November 16, 2018*

AMERICAN OVERSIGHT

Impacts: AK				
Public Utility Transmission Rate Changes to Address Accumulated Deferred Income Taxes Impacts: Nationwide	FERC	Proposed requirement of all public utility transmission providers with transmission rates under an open access transmission tariff, a transmission owner tariff, or a rate schedule to revise those rates to account for changes caused by the *Tax Cuts and Jobs Act of 2017*.	12/24/18	*83 FR 59331, November 23, 2018*
Draft Guidance Horizontal Directional Drill Monitoring, Inadvertent Return Response, and Contingency Plans Impacts: Nationwide	FERC	Draft guidance: "*Horizontal Directional Drill Monitoring, Inadvertent Return Response, and Contingency Plans."*	12/28/18	*83 FR 55162, November 2, 2018*
ENVIRONMENTAL MANAGEMENT				
Information Collection Request Anaerobic Digestion Facilities Processing Wasted Food to Support EPA's Sustainable Food Management Programs Impacts: Nationwide	EPA	Proposed information collection,*" Anaerobic Digestion Facilities Processing Wasted Food to Support EPA's Sustainable Food Management Programs*," to be submitted to OMB in accordance with the *Paperwork Reduction Act.*	12/03/18	EPA–HQ–RCRA–2015–0836 *83 FR 49921, October 3, 2018*
Information Collection Request Expanded Access to TSCA Confidential Business Information Impacts: Nationwide	EPA	Proposed information collection,*" Expanded Access to TSCA Confidential Business Information*," to be submitted to OMB in accordance with the *Paperwork Reduction Act.*	12/26/18	EPA–HQ–OPPT–2017–0652 *83 FR 60423, November 26, 2018*

AMERICAN OVERSIGHT

Information Collection Request Certification of Pesticide Applicators Impacts: Nationwide	EPA	Proposed information collection,*" Certification of Pesticide Applicators,"* to be submitted to OMB in accordance with the *Paperwork Reduction Act.*	12/27/18	EPA–HQ–OPP–2017–0654 *83 FR 60847, November 27, 2018*
Information Collection Request PCBs, Consolidated Reporting and Record Keeping Requirements Impacts: Nationwide	EPA	Proposed information collection,*" PCBs, Consolidated Reporting and Record Keeping Requirements,"* to be submitted to OMB in accordance with the *Paperwork Reduction Act.*	12/27/18	EPA–HQ–OPPT–2017–0647 *83 FR 60844, November 27, 2018*
Information Collection Request Premanufacture Review Reporting and Exemption Requirements for New Chemical Substances and Significant New Use Reporting Requirements for Chemical Substances Impacts: Nationwide	EPA	Proposed information collection,*" Pre-manufacture Review Reporting and Exemption Requirements for New Chemical Substances and Significant New Use Reporting Requirements for Chemical Substances,"* to be submitted to OMB in accordance with the *Paperwork Reduction Act.*	12/27/18	EPA–HQ–OPPT–2017–0645 *83 FR 60845, November 27, 2018*
Information Collection Request Health and Safety Data Reporting, Submission of Lists and Copies of Health and Safety Studies Impacts: Nationwide	EPA	Proposed information collection,*" Health and Safety Data Reporting, Submission of Lists and Copies of Health and Safety Studies*," to be submitted to OMB in accordance with the *Paperwork Reduction Act.*	12/27/18	EPA–HQ–OPPT–2017–0646 *83 FR 60853, November 27, 2018*
Information Collection Request	EPA	Proposed information collection,*" Monthly*	12/27/18	EPA–HQ–OARM–2018–

AMERICAN OVERSIGHT

Monthly Progress Reports Impacts: Nationwide		*Progress Reports*," to be submitted to OMB in accordance with the *Paperwork Reduction Act.*		0229 *83 FR 60849, November 27, 2018*
FISHERIES				
Information Collection Request Access-Point Angler Intercept Survey Impacts: AK	NMFS	Proposed information collection,*" Access-Point Angler Intercept Survey*," to be submitted to OMB in accordance with the *Paperwork Reduction Act.*	12/10/18	*83 FR 50643, October 9, 2018*
Information Collection Request Fisher Behavior and Protected Species Interactions in HI and AS Longline Fisheries Impacts: HI and AS	NMFS	Proposed information collection,*" Fisher Behavior and Protected Species Interactions in Hawaii and American Samoa Longline Fisheries*," to be submitted to OMB in accordance with the *Paperwork Reduction Act.*	12/10/18	*83 FR 51448, October 11, 2018*
Information Collection Request AK Community Quota Entity Program Impacts: AK	NMFS	Proposed information collection, "*AK Community Quota Entity Program,"* to OMB in accordance with the *Paperwork Reduction Act.*	12/10/18	*83 FR 50644, October 9, 2018*
Information Collection Request AK Region Amendment 80 Permits and Reports Impacts: AK	NMFS	Proposed information collection*," AK Region Amendment 80 Permits and Reports,"* to be submitted to OMB in accordance with the *Paperwork Reduction Act.*	12/10/18	*83 FR 50645, October 9, 2018*
Shipping Act, Merchant Marine	NMFS	Proposed revision to the operating rules of the Fishing Vessel, Fishing	12/17/18	NOAA-NMFS-2014-0062

AMERICAN OVERSIGHT

Magnuson-Stevens Fishery Conservation and Management Act Fishing Vessel, Fishing Facility and Individual Fishing Quota Lending Program Impacts: Nationwide		Facility and Individual Fishing Quota Lending Program. Revision would set forth procedures, eligibility criteria, loan terms and other requirements to add FFP financing to construct fishing vessels or reconstruct fishing vessels in limited access fisheries that are neither overfished or subject to overfishing.		*83 FR 55137, November 2, 2018*
Nominations Sought Marine Fisheries Advisory Committee Impacts: Nationwide	NMFS	Nominations sought for qualified individuals to serve on the Marine Fisheries Advisory Committee.	12/24/18	*83 FR 59363, November 23, 2018*
Information Collection Request North Pacific Observer Program Impacts: AK	NOAA	Proposed information collection,*" North Pacific Observer Program*," to be submitted to OMB in accordance with the *Paperwork Reduction Act.*	12/28/18	*83 FR 61144, November 28, 2018*
Identification of Nations Engaged in Illegal, Unreported or Unregulated Fishing, Bycatch or Shark Fishing Impacts: Coastal States, HI and U.S. Pacific Territorial Islands	NMFS	NMFS is seeking information regarding nations whose vessels are engaged in illegal, unreported or unregulated fishing, bycatch of protected living marine resources and / or fishing activities in waters beyond any national jurisdiction that target or incidentally catch sharks.	12/31/18	*83 FR 23660, May 22, 2018*
Information Collection Request Reporting Requirements	NMFS	Proposed information collection,*" Reporting Requirements for Commercial Fisheries*	12/31/18	*83 FR 54916, November 1, 2018*

AMERICAN OVERSIGHT

for Commercial Fisheries Authorization Under Section 118 of the Marine Mammal Protection Act Impacts: Nationwide		*Authorization Under Section 118 of the Marine Mammal Protection Act,"* to be submitted to OMB in accordance with the *Paperwork Reduction Act.*		
HEALTH CARE				
Information Collection Request Office of Adolescent Health Pregnancy Assistance Fund Performance Data Collection, FY18–20 Impacts: Nationwide	HHS	Proposed information collection, "*Office of Adolescent Health Pregnancy Assistance Fund Performance Data Collection, FY18–20*," to be submitted to OMB in accordance with the *Paperwork Reduction Act.*	12/03/18	OS–0990 *83 FR 495608, October 2, 2018*
Changes to the Medicare Claims and Medicare Prescription Drug Coverage Determination Appeals Procedures Impacts: Nationwide	CMS	Proposed rule would revise the regulations setting forth the appeals process that Medicare beneficiaries, providers and suppliers must follow in order to appeal adverse determinations regarding claims for benefits under Medicare Part A and Part B or determinations for prescription drug coverage under Part D.	12/03/18	CMS–4174–P *83 FR 495138, October 2, 2018*
Proposed Revised Vaccine Information Materials for Meningococcal ACWY and DTaP Vaccines Impacts: Nationwide	CDC	Request for comments on the proposed updated vaccine information statements for meningococcal ACWY and DTaP (diphtheria, tetanus, acellular pertussis) vaccines.	12/03/18	CDC–2018–0091 *83 FR 49929, October 3, 2018*
Information Collection Request Scaling the National	CDC	Proposed information collection,*" Scaling the National Diabetes Prevention Program in*	12/03/18	CDC–2018–0089 *83 FR 50098,*

AMERICAN OVERSIGHT

Diabetes Prevention Program in Underserved Areas Impacts: Nationwide		*Underserved Areas," to* be submitted to OMB in accordance with the *Paperwork Reduction Act.*		*October 4, 2018*
Information Collection Request Investigational New Drug Applications Impacts: Nationwide	FDA	Proposed information collection,*" Investigational New Drug Applications,"* to be submitted to OMB in accordance with the *Paperwork Reduction Act.*	12/03/18	FDA–2014–N–1721 *83 FR 50102, October 4, 2018*
Center for Devices and Radiological Health FY19 Proposed Guidance Development Impacts: Nationwide	FDA	Announcement of the website location where FDA will post two lists of guidance documents that the Center for Devices and Radiological Health intends to publish in FY19. Comments are welcomed on the guidance documents.	12/03/18	FDA–2012–N–1021 *83 FR 50107, October 4, 2018*
Information Collection Request Methods for Assuring Access to Covered Medicaid Services Under 42 CFR 447.203 and 447.204 Impacts: Nationwide	CMS	Proposed information collection,*" Methods for Assuring Access to Covered Medicaid Services Under 42 CFR 447.203 and 447.204,"* to be submitted to OMB in accordance with the *Paperwork Reduction Act.*	12/03/18	CMS–10391 *83 FR 50099, October 4, 2018*
Information Collection Request Report of Illness or Death: Interstate Travel of Persons Impacts: Nationwide	CDC	Proposed information collection,*" Report of Illness or Death: Interstate Travel of Persons," t*o be submitted to OMB in accordance with the *Paperwork Reduction Act.*	12/03/18	*83 FR 54929, November 1, 2018*

AMERICAN OVERSIGHT

Information Collection Request Cohort 3 Teen Pregnancy Prevention Program Performance Measures Impacts: Nationwide	HHS	Proposed information collection,*" Cohort 3 Teen Pregnancy Prevention Program Performance Measures,"* to be submitted to OMB in accordance with the *Paperwork Reduction Act.*	12/03/18	OS–0990–0460 *83 FR 495608, October 2, 2018*
Information Collection Request Monitoring Changes in Attitudes and Practices among Family Planning Providers and Clinics Impacts: Nationwide	CDC	Proposed information collection,*" Monitoring Changes in Attitudes and Practices among Family Planning Providers and Clinics*," to be submitted to OMB in accordance with the *Paperwork Reduction Act.*	12/03/18	*83 FR 54928, November 1, 2018*
Information Collection Request Laboratory Response Network Information Collection Impacts: Nationwide	CDC	Proposed information collection,*" Laboratory Response Network Information Collection,"* to be submitted to OMB in accordance with the *Paperwork Reduction Act.*	12/03/18	CDC–2018–0088 *83 FR 50096, October 4, 2018*
Information Collection Request Biosimilars User Fee Program Impacts: Nationwide	FDA	Proposed information collection,*" Biosimilars User Fee Program,"* to be submitted to OMB in accordance with the *Paperwork Reduction Act.*	12/05/18	FDA–2018–N–1967 *83 FR 55370, November 5, 2018*
Draft Guidance Consideration of Uncertainty in Making Benefit-Risk Determinations in Medical Device Premarket Approvals,	FDA	Draft guidance: "*Consideration of Uncertainty in Making Benefit-Risk Determinations in Medical Device Premarket Approvals, De Novo Classifications, and*	12/05/18	FDA–2018–D–313 *83 FR 45247, September 6, 2018*

AMERICAN OVERSIGHT

De Novo Classifications, and Humanitarian Device Exemptions Impacts: Nationwide		*Humanitarian Device Exemptions."*		
Information Collection Request Natural History of Clostridium difficile Colonization and Infection Impacts: Nationwide	CDC	Proposed information collection*," Natural History of Clostridium difficile Colonization and Infection,"* to be submitted to OMB in accordance with the *Paperwork Reduction Act.*	12/06/18	*83 FR 55549, November 6, 2018*
Information Collection Request Electronic Visit Verification Compliance Survey Impacts: Nationwide	CMS	Proposed information collection*," Electronic Visit Verification Compliance Survey*," to be submitted to OMB in accordance with the *Paperwork Reduction Act.*	12/09/18	CMS–10680 *83 FR 50381, October 5, 2018*
Draft Guidance Assessing Adhesion with Transdermal and Topical Delivery Systems for Abbreviated New Drug Applications Impacts: Nationwide	FDA	Draft guidance: "*Assessing Adhesion with Transdermal and Topical Delivery Systems for Abbreviated New Drug Applications."*	12/10/18	FDA 2016–D–1254 *83 FR 50942, October 10, 2018*
Product-Specific Guidances Impacts: Nationwide	FDA	Product-specific guidances on, among other things, the design of bioequivalence studies to support abbreviated new drug applications.	12/10/18	FDA–2007–D–0369 *83 FR 50943, October 10, 2018*
Draft Guidance Assessing the Irritation	FDA	Draft guidance: "*Assessing the Irritation and Sensitization Potential of*	12/10/18	FDA–2018–D–3546

AMERICAN OVERSIGHT

and Sensitization Potential of Transdermal and Topical Delivery Systems for Abbreviated New Drug Applications Impacts: Nationwide		*Transdermal and Topical Delivery Systems for Abbreviated New Drug Applications."*		*83 FR 50945, October 10, 2018*
Revised Draft MOU Addressing Certain Distributions of Compounded Drug Products Between the States and the FDA Impacts: Nationwide	FDA	Revised draft MOU: "*Addressing Certain Distributions of Compounded Drug Products Between the States and the FDA*."	12/10/18	FDA–2018–N–3065 *83 FR 45631, September 10, 2018*
Draft Guidance Various Topics Impacts: Nationwide	FDA	Draft guidance documents: -"*Testing of Retroviral Vector-Based Human Gene Therapy Products for Replication Competent Retrovirus During Product Manufacture and Patient Follow-up" (FDA– 1999–D–0081);* -*"Chemistry, Manufacturing and Control Information for Human Gene Therapy Investigational New Drug Applications" (FDA–2008–D– 0205);* -*"Long-Term Follow-Up After Administration of Human Gene Therapy Products" (FDA–2018–D–2173);* -*"Human Gene Therapy for Retinal Disorders; Draft Guidance for Industry" (FDA–2018–D–2236);* -*"Human Gene Therapy for Hemophilia; Draft Guidance*	12/10/18 (Comment periods extended)	*83 FR 45249, September 6, 2018*

AMERICAN OVERSIGHT

		for Industry" (FDA–2018–D–2238); *-"Human Gene Therapy for Rare Diseases" (FDA–2018–D–2258).*		
Information Collection Request Registration of Producers of Drugs and Listing of Drugs in Commercial Distribution Impacts: Nationwide	FDA	Proposed information collection,*" Registration of Producers of Drugs and Listing of Drugs in Commercial Distribution,"* to be submitted to OMB in accordance with the *Paperwork Reduction Act.*	12/10/18	FDA–2011–N–074 *83 FR 55898, November 8, 2018*
Information Collection Request Post-Marketing Adverse Drug and Biological Product Experience Reporting and Recordkeeping Impacts: Nationwide	FDA	Proposed information collection,*" Post-Marketing Adverse Drug and Biological Product Experience Reporting and Recordkeeping*," to be submitted to OMB in accordance with the *Paperwork Reduction Act.*	12/10/18	FDA–2012–N–0253 *83 FR 55900, November 8, 2018*
Information Collection Request Standards Related to Reinsurance, Risk Corridors, and Risk Adjustment Impacts: Nationwide	CMS	Proposed information collection,*" Standards Related to Reinsurance, Risk Corridors, and Risk Adjustment*," to be submitted to OMB in accordance with the *Paperwork Reduction Act.*	12/10/18	CMS–10401 *83 FR 55890, November 8, 2018*
Medical Device Submissions Amending Premarket Regulations That Require Multiple Copies and Specify Paper	FDA	Proposed amendment to requirements for medical device premarket submissions to remove paper and multiple copies and replace them with requirements for a single	12/12/18	FDA–2018–N–062 *83 FR 46444, September 13, 2018*

AMERICAN OVERSIGHT

Copies to Be Allowed in Electronic Format Impacts: Nationwide		submission in electronic format.		
Draft Guidance Hazard Analysis and Risk-Based Preventive Controls for Food for Animals: Supply-Chain Program Impacts: Nationwide	FDA	Draft guidance: "*Hazard Analysis and Risk-Based Preventive Controls for Food for Animals: Supply-Chain Program.*"	12/12/18	FDA–2018–D–1861 *83 FR 27999, June 15, 2018*
Draft Guidance 510(k) Third-Party Review Program Impacts: Nationwide	FDA	Draft guidance: "*510(k) Third-Party Review Program.*"	12/13/18	FDA–2016–D–2565 *83 FR 46742, September 14, 2018*
Information Collection Request Surveys and Interviews with Investigational New Drug Sponsors to Assess Current Communication Practices with FDA Review Staff Under the Sixth Authorization of the Prescription Drug User Fee Act Impacts: Nationwide	FDA	Proposed information collection,*" Surveys and Interviews with Investigational New Drug Sponsors to Assess Current Communication Practices with FDA Review Staff Under the Sixth Authorization of the Prescription Drug User Fee Act*," to be submitted to OMB in accordance with the *Paperwork Reduction Act.*	12/13/18	FDA–2018–N–2970 *83 FR 56349, November 13, 2018*
Information Collection Request One Health Harmful Algal Bloom System Impacts: Nationwide	CDC	Proposed information collection*," One Health Harmful Algal Bloom System*," to be submitted to OMB in accordance with the *Paperwork Reduction Act.*	12/14/18	CDC–2018–0098 *83 FR 51958, October 15, 2018*

AMERICAN OVERSIGHT

Information Collection Request National Survey of Health Information Exchange Organizations Impacts: Nationwide	HHS	Proposed information collection,*" National Survey of Health Information Exchange Organizations,"* to be submitted to OMB in accordance with the *Paperwork Reduction Act.*	12/14/18	OS–0990–new *83 FR 51962, October 15, 2018*
Information Collection Request Request for Advance or Reimbursement Impacts: Nationwide	HHS	Proposed information collection,*" SF–270 Request for Advance or Reimbursement,"* to be submitted to OMB in accordance with the *Paperwork Reduction Act.*	12/14/18	OS–4040–0012 *83 FR 51963, October 15, 2018*
Information Collection Request Labeling of Certain Beers Subject to the Labeling Jurisdiction of the FDA Impacts: Nationwide	FDA	Proposed information collection,*" Labeling of Certain Beers Subject to the Labeling Jurisdiction of the FDA,"* to be submitted to OMB in accordance with the *Paperwork Reduction Act.*	12/14/18	FDA–2009–D–0268 *83 FR 56856, November 14, 2018*
Information Collection Request Disclosures of Descriptive Presentations in Professional Oncology Prescription Drug Promotion Impacts: Nationwide	FDA	Proposed information collection,*" Disclosures of Descriptive Presentations in Professional Oncology Prescription Drug Promotion,"* to be submitted to OMB in accordance with the *Paperwork Reduction Act.*	12/14/18	FDA–2017–N–1779 *83 FR 56845, November 14, 2018*
Information Collection Request Outlay Report and Request for	HHS	Proposed information collection,*" SF–271 Outlay Report and Request for Reimbursement for Construction Programs,"* to be submitted to OMB in	12/14/18	OS–04040–0011 *83 FR 51961, October 15, 2018*

AMERICAN OVERSIGHT

Reimbursement for Construction Programs Impacts: Nationwide		accordance with the *Paperwork Reduction Act.*		
Information Collection Request National Notifiable Diseases Surveillance System Impacts: Nationwide	CDC	Proposed information collection,*" National Notifiable Diseases Surveillance System*," to be submitted to OMB in accordance with the *Paperwork Reduction Act.*	12/14/18	*83 FR 57485, November 15, 2018*
Draft Guidance Infection Control in Healthcare Personnel: Infrastructure and Routine Practices for Occupational Infection Prevention and Control Services Impacts: Nationwide	CDC	Draft guidance: "*Infection Control in Healthcare Personnel: Infrastructure and Routine Practices for Occupational Infection Prevention and Control Services."*	12/14/18	CDC–2018–0099 *83 FR 51957, October 15, 2018*
Request for Nominations Tick-Borne Disease Working Group Impacts: Nationwide	HHS	Request for nominations for the Tick-Borne Disease Working Group.	12/14/18	*83 FR 57739, November 16, 2018*
Draft Guidance Q12 Technical and Regulatory Considerations for Pharmaceutical Product Lifecycle Management; International Council for Harmonisation Impacts: Nationwide	FDA	Draft guidance: *"Q12 Technical and Regulatory Considerations for Pharmaceutical Product Lifecycle Management; International Council for Harmonisation."*	12/15/18	FDA–2018–D–1609 *83 FR 25018, May 31, 2018*

AMERICAN OVERSIGHT

Infectious Diseases and Circumstances Relevant to Notification Requirement: Definition of "Emergency Response Employee" Impacts: Nationwide	CDC	Infectious diseases and circumstances relevant to notification requirements: proposed definition of "emergency response employee."	12/17/18	CDC–2018–0094; NIOSH–321 *83 FR 52454, October 17, 2018*
Draft Guidance Presenting Quantitative Efficacy and Risk Information in Direct-to-Consumer Promotional Labeling and Advertisements Impacts: Nationwide	FDA	Draft guidance: *"Presenting Quantitative Efficacy and Risk Information in Direct-to-Consumer Promotional Labeling and Advertisements*."	12/17/18	FDA–2018–D–2613 *83 FR 52484, October 17, 2018*
Information Collection Request Bureau of Health Workforce Performance Data Collection Impacts: Nationwide	HRSA	Proposed information collection*," Bureau of Health Workforce Performance Data Collection*," to be submitted to OMB in accordance with the *Paperwork Reduction Act.*	12/17/18	*83 FR 52840, October 18, 2018*
Medicare and Medicaid Programs Regulation to Require Drug Pricing Transparency Impacts: Nationwide	CMS	Proposed rule would revise the Federal Health Insurance Programs for the Aged and Disabled by amending the Medicare Parts A, B, C and D Programs, as well as the Medicaid Program, to require direct-to-consumer television advertisements of prescription drugs and biological products for which payment is available through or under Medicare or Medicaid to include the	12/17/18	CMS–4187–P *83 FR 52789, October 18, 2018*

AMERICAN OVERSIGHT

		Wholesale Acquisition Cost of that drug or biological product.		
Information Collection Request Physician Interpretation of Information About Prescription Drugs in Scientific Publications Versus Promotional Pieces Impacts: Nationwide	FDA	Proposed information collection*," Physician Interpretation of Information About Prescription Drugs in Scientific Publications Versus Promotional Pieces*," to be submitted to OMB in accordance with the *Paperwork Reduction Act.*	12/17/18	FDA–2018–N–3163 *83 FR 52490, October 17, 2018*
Information Collection Request Guidance for Industry on Establishing That a Tobacco Product Was Commercially Marketed in the U.S. as of 02/15/07 Impacts: Nationwide	FDA	Proposed information collection*," Guidance for Industry on Establishing That a Tobacco Product Was Commercially Marketed in the United States as of 02/15/07*," to be submitted to OMB in accordance with the *Paperwork Reduction Act.*	12/17/18	FDA–2011–D–0125 *83 FR 52488, October 17, 2018*
Information Collection Request Experimental Study of an Accelerated Approval Disclosure Impacts: Nationwide	FDA	Proposed information collection*," Experimental Study of an Accelerated Approval Disclosure*," to be submitted to OMB in accordance with the *Paperwork Reduction Act.*	12/17/18	FDA–2018–N–3138 *83 FR 52478, October 17, 2018*
Information Collection Request Disease Awareness and Prescription Drug Promotion on Television Impacts: Nationwide	FDA	Proposed information collection*," Disease* Awareness *and Prescription Drug Promotion on Television*," to be submitted to OMB in accordance with the *Paperwork Reduction Act.*	12/17/18	FDA–2018–N–3516 *83 FR 52472, October 17, 2018*

AMERICAN OVERSIGHT

Proposal Period Quality Metrics Site Visit Program for Center for Drug Evaluation and Research and Center for Biologics Evaluation and Research Staff Impacts: Nationwide	FDA	Extension of the proposal period for the "*Quality Metrics Site Visit Program for Center for Drug Evaluation and Research and Center for Biologics Evaluation and Research Staff*."	12/17/18	FDA–2018–N–1896 *83 FR 30751, June 29, 2018* *83 FR 41080, August 17, 2018*
Draft Guidance Hematologic Malignancies: Regulatory Considerations for Use of Minimal Residual Disease in Development of Drug and Biological Products for Treatment Impacts: Nationwide	FDA	Draft guidance: "*Hematologic Malignancies: Regulatory Considerations for Use of Minimal Residual Disease in Development of Drug and Biological Products for Treatment."*	12/17/18	FDA–2018–D–3090 *83 FR 52225, October 16, 2018*
Draft Guidance Rare Diseases: Early Drug Development and the Role of Pre-Investigational New Drug Application Meetings Impacts: Nationwide	FDA	Draft guidance: "*Rare Diseases: Early Drug Development and the Role of Pre-Investigational New Drug Application Meetings."*	12/17/18	FDA–2018–D–3268 *83 FR 52223, October 16, 2018*
Information Collection Request Application for Participation in FDA Fellowship and Traineeship Programs Impacts: Nationwide	FDA	Proposed information collection,*" Application for Participation in FDA Fellowship and Traineeship Programs*," to be submitted to OMB in accordance with the *Paperwork Reduction Act.*	12/18/18	FDA–2014–N–1072 *83 FR 53065, October 19, 2018*

AMERICAN OVERSIGHT

Information Collection Request Traumatic Brain Injury Disparities in Rural Areas Impacts: Nationwide	CDC	Proposed information collection*," Traumatic Brain Injury Disparities in Rural Areas,"* to be submitted to OMB in accordance with the *Paperwork Reduction Act.*	12/20/18	*83 FR 58571, November 20, 2018*
Information Collection Request Survey of Current Manufacturing Practices for the Cosmetics Industry Impacts: Nationwide	FDA	Proposed information collection,*" Survey of Current Manufacturing Practices for the Cosmetics Industry*," to be submitted to OMB in accordance with the *Paperwork Reduction Act.*	12/20/18	FDA–2018–N–2027 *83 FR 58582, November 20, 2018*
Information Collection Request General Licensing Provisions; Section 351(k) Biosimilar Applications Impacts: Nationwide	FDA	Proposed information collection,*" General Licensing Provisions; Section 351(k) Biosimilar Applications*," to be submitted to OMB in accordance with the *Paperwork Reduction Act.*	12/20/18	FDA 2012–N–0129 *83 FR 58583, November 20, 2018*
Information Collection Request Assessment of the Cancer Survivorship Demonstration Project Impacts: Nationwide	CDC	Proposed information collection," *Assessment of the Cancer Survivorship Demonstration Project,"* to be submitted to OMB in accordance with the *Paperwork Reduction Act.*	12/20/18	*83 FR 58570, November 20, 2018*
Information Collection Request CDC Worksite Health Score Card Impacts: Nationwide	CDC	Proposed information collection,*" CDC Worksite Health Score Card*," to be submitted to OMB in accordance with the *Paperwork Reduction Act.*	12/21/18	CDC–2018–0096 *83 FR 53252, October 22, 2018*

AMERICAN OVERSIGHT

Information Collection Request Foreign Supplier Verification Programs for Food Importer Impacts: Nationwide	FDA	Proposed information collection*," Foreign Supplier Verification Programs for Food Importer*," to be submitted to OMB in accordance with the *Paperwork Reduction Act.*	12/21/18	FDA–2011–N–0143 *83 FR 53271, October 22, 2018*
Information Collection Request Conflict of Interest Information for Participation in FDA Non-Employee Fellowship and Traineeship Programs Impacts: Nationwide	FDA	Proposed information collection*," Conflict of Interest Information for Participation in FDA Non-Employee Fellowship and Traineeship Programs,"* to be submitted to OMB in accordance with the *Paperwork Reduction Act.*	12/21/18	FDA–2018–N–3728 *83 FR 53257, October 22, 2018*
Information Collection Request Requirements on Content and Format of Labeling for Human Prescription Drug and Biological Products Impacts: Nationwide	FDA	Proposed information collection*," General Licensing Provisions; Requirements on Content and Format of Labeling for Human Prescription Drug and Biological Products*," to be submitted to OMB in accordance with the *Paperwork Reduction Act.*	12/21/18	FDA–2008–N–0500 *83 FR 58776, November 21, 2018*
Draft Guidance Verification Systems Under the Drug Supply Chain Security Act for Certain Prescription Drugs Impacts: Nationwide	FDA	Draft guidance: "*Verification Systems Under the Drug Supply Chain Security Act for Certain Prescription Drugs."*	12/24/18	FDA–2018–D–3462 *83 FR 53880, October 25, 2018*
Information Collection Request	FDA	Proposed information collection*," Registration and Product Listing for Owners*	12/24/18	FDA–2012–N–038

AMERICAN OVERSIGHT

Registration and Product Listing for Owners and Operators of Domestic Tobacco Product Establishments and Listing of Ingredients in Tobacco Products Impacts: Nationwide		*and Operators of Domestic Tobacco Product Establishments and Listing of Ingredients in Tobacco Products,"* to be submitted to OMB in accordance with the *Paperwork Reduction Act.*		*83 FR 53478, October 23, 2018*
Information Collection Request Children's Graduate Medical Education Quality Bonus System Initiative Response Form Impacts: Nationwide	HRSA	Proposed information collection*," Children's Graduate Medical Education Quality Bonus System Initiative Response Form,"* to be submitted to OMB in accordance with the *Paperwork Reduction Act.*	12/24/18	*83 FR 53487, October 23, 2018*
Information Collection Request National Panel of Tobacco Consumer Studies Impacts: Nationwide	FDA	Proposed information collection,*" National Panel of Tobacco Consumer Studies,"* to be submitted to OMB in accordance with the *Paperwork Reduction Act.*	12/24/18	FDA–2014–N–1533 *83 FR 53485, October 23, 2018*
Draft Guidance Further Testing of Donations That Are Reactive on a Licensed Donor Screening Test for Antibodies to Hepatitis C Virus Impacts: Nationwide	FDA	Draft guidance: "*Further Testing of Donations That Are Reactive on a Licensed Donor Screening Test for Antibodies to Hepatitis C Virus."*	12/24/18	FDA–2018–D–3197 *83 FR 48446, September 25, 2018*
Information Collection Requests Various Topics	CMS	Proposed information collections: -"*Federal Qualified Health*	12/24/18	*83 FR 53474, October 23, 2018*

AMERICAN OVERSIGHT

Impacts: Nationwide		*Center Cost Report" (CMS–224–14);* *-"21st Century Cures Act Section 12002 IMD Study" (CMS–10684);* -"*Medicare Program; Prior Authorization Process for Certain Durable Medical Equipment, Prosthetic, Orthotics and Supplies" (CMS–10524);* *-"Transparency in Coverage Reporting by Qualified Health Plan Issuers" (CMS–10572);* *-"Data Collection to Support QHP Certification and other Financial Management and Exchange Operations" (CMS–10433);* *-The State Flexibility to Stabilize the Market Grant Program" (CMS–10657);* to be submitted to OMB in accordance with the *Paperwork Reduction Act.*		
Information Collection Request Prescription Drug Product Labeling; Medication Guide Requirements Impacts: Nationwide	FDA	Proposed information collection,*" Prescription Drug Product Labeling; Medication Guide Requirements*," to be submitted to OMB in accordance with the *Paperwork Reduction Act.*	12/26/18	FDA–2011–N–0902 *83 FR 54110, October 26, 2018*
Draft Guidance Product-Specific Guidance on Sucralfate Impacts: Nationwide	FDA	Draft guidance: "*Product-Specific Guidance on Sucralfate."*	12/26/18 (Reopening of comment period.)	FDA–2007–D–0369 *83 FR 54113, October 26, 2018*

AMERICAN OVERSIGHT

Draft Guidance Coronary Drug-Eluting Stents – Nonclinical and Clinical Studies and Companion Guidance Document Impacts: Nationwide	FDA	Draft guidance: "*Coronary Drug-Eluting Stents – Nonclinical and Clinical Studies and Companion Guidance Document."*	12/26/18 (Reopening of comment period.)	FDA–2008–D–018 *83 FR 48824, September 27, 2018*
Information Collection Request Per- or Polyfluoroalkyl Substances Exposure Assessments Impacts: Nationwide	HHS / ATSDR	Proposed information collection,*" Per- or Polyfluoroalkyl Substances Exposure Assessment,"* to be submitted to OMB in accordance with the *Paperwork Reduction Act.*	12/27/18	*83 FR 60867, November 27, 2018*
Information Collection Request Foreign Quarantine Regulations Impacts: Nationwide	CDC	Proposed information collection,*" Foreign Quarantine Regulations,"* to be submitted to OMB in accordance with the *Paperwork Reduction Act.*	12/27/18	*83 FR 60870, November 27, 2018*
Information Collection Request Medical Reserve Corps Unit Profile and Reports Impacts: Nationwide	HHS	Proposed information collection,*" Medical Reserve Corps Unit Profile and Reports,"* to be submitted to OMB in accordance with the *Paperwork Reduction Act.*	12/28/18	*83 FR 54364, October 29, 2018*
Information Collection Requests Various Topics Impacts: Nationwide	CMS	Proposed information collections: -*"Data Submission for the Federally-facilitated Exchange User Fee Adjustment" (CMS–10492);*	12/28/18	*83 FR 54352, October 29, 2018*

AMERICAN OVERSIGHT

		-*"Medicare Durable Medical Equipment, Prosthetics, Orthotics and Supplies" (CMS– 10664);* - *"Income and Eligibility Verification System Reporting and Supporting Regulations" (CMS–R–74);* to be submitted to OMB in accordance with the *Paperwork Reduction Act.*		
21st Century Cures Establishment of a Surrogate Endpoint Table Impacts: Nationwide	FDA	Request for comment on surrogate endpoint table (SE table). See here.	12/31/18	FDA–2018–N–3689 *83 FR 54593, October 30, 2018*
Information Collection Requests Solicitation for Applications for Medicare Prescription Drug Plan 2020 Contracts Evaluation of the CMS Quality Improvement Organizations: Medication Safety and Adverse Drug Event Prevention Impacts: Nationwide	CMS	Proposed information collections: -"*Solicitation for Applications for Medicare Prescription Drug Plan 2020 Contracts" (CMS–10137);* -"*Evaluation of the CMS Quality Improvement Organizations: Medication Safety and Adverse Drug Event Prevention" (CMS–10675);* to be submitted to OMB in accordance with the *Paperwork Reduction Act.*	12/31/18	*83 FR 61383, November 29, 2018*
Information Collection Request Bar Code Label Requirement for Human Drug and Biological Products	FDA	Proposed information collection,*" Bar Code Label Requirement for Human Drug and Biological Products,"* to be submitted to OMB in accordance with the *Paperwork Reduction*	12/31/18	FDA–2012–N–0873 *83 FR 54930, November 1, 2018*

AMERICAN OVERSIGHT

Impacts: Nationwide		*Act.*		
Medicare Program Pricing Index Model for Medicare Part B Drugs Impacts: Nationwide	CMS	Advance notice of proposed rulemaking to solicit public comments on potential options CMS may consider for testing changes to payment for certain separately payable Part B drugs and biologicals.	12/31/18	CMS–5528–ANPRM *83 FR 54546, October 30, 2018*
Policy and Technical Changes to the Medicare Advantage, Medicare Prescription Drug Benefit, Program of All-Inclusive Care for the Elderly, Medicaid Fee-for-Service, and Medicaid Managed Care Programs for Years 2020 and 2021 Impacts: Nationwide	CMS	Proposed rule would revise the Medicare Advantage Program (Part C) regulations and Prescription Drug Benefit Program (Part D) regulations.	12/31/18	CMS–4185–P *83 FR 54982, November 1, 2018*
INDIAN AFFAIRS				
Source-Specific FIP Navajo Generating Station Impacts: Navajo Nation	EPA	Proposed limited revisions to the source-specific federal implementation plan that regulates emissions from the Navajo Generating Station, a coal-fired power plant located on the reservation lands of the Navajo Nation.	12/10/18	EPA–R09–OAR–2018–0590 *83 FR 55994, November 9, 2018*
Inventory Completion Human Remains Impacts: KS and Impacted Tribes	NPS	KS State Historical Society has completed an inventory of human remains in consultation with the appropriate Indian tribes or Native Hawaiian organizations.	12/13/18	NPS–WASO–NAGPRA–NPS0026717 *83 FR 56370, November 13, 2018*

AMERICAN OVERSIGHT

		Any Indian tribe or Native Hawaiian organization not identified in this notice that wish to request transfer of control of these human remains should submit a written request to the Historical Society.		
Inventory Completion Unassociated Funerary Objects Impacts: CA and Impacted Tribes	NPS	University of CA, Davis has completed an inventory of unassociated funerary objects, n consultation with the appropriate Indian tribes or Native Hawaiian organizations. Any Indian tribe or Native Hawaiian organization not identified in this notice that wish to request transfer of control of these objects should submit a written request to the University.	12/13/18	NPS–WASO–NAGPRA–NPS0026666 *83 FR 56374, November 13, 2018*
Inventory Completion Human Remains Associated Funerary Objects Impacts: KS and Impacted Tribes	NPS	Kansas State Historical Society has completed an inventory of human remains and associated funerary objects in consultation with the appropriate Indian tribes or Native Hawaiian organizations. Any Indian tribe or Native Hawaiian organization not identified in this notice that wish to request transfer of control of these remains and objects should submit a written request to the Historical Society.	12/14/18	NPS–WASO–NAGPRA–NPS002671 *83 FR 56868, November 14, 2018*
Inventory Completion Human Remains	NPS	BLM's ID State Office has completed an inventory of human remains and associated funerary objects in consultation with the	12/14/18	NPS–WASO–NAGPRA–NPS0026864

AMERICAN OVERSIGHT

Associated Funerary Objects Impacts: ID and Impacted Tribes		appropriate Indian tribes or Native Hawaiian organizations. Any Indian tribe or Native Hawaiian organization not identified in this notice that wish to request transfer of control of these remains and objects should submit a written request to the BLM.		*83 FR 56872, November 14, 2018*
Inventory Completion Human Remains Impacts: CO and Impacted Tribes	NPS	USACE Albuquerque District has completed an inventory of human remains and associated funerary objects in consultation with the appropriate Indian tribes or Native Hawaiian organizations. Any Indian tribe or Native Hawaiian organization not identified in this notice that wish to request transfer of control of these remains and objects should submit a written request to the Corps.	12/14/18	NPS–WASO–NAGPRA-NPS0026865 *83 FR 56869, November 14, 2018*
Inventory Completion Human Remains Impacts: CA and Impacted Tribes	NPS	Riverside Metropolitan Museum has completed an inventory of human remains in consultation with the appropriate Indian tribes or Native Hawaiian organizations. Any Indian tribe or Native Hawaiian organization not identified in this notice that wish to request transfer of control of these remains and objects should submit a written request to the Museum.	12/14/18	NPS–WASO–NAGPRA–NPS0026732 *83 FR 56867, November 14, 2018*
PSD Program	EPA	Proposed approval of proposal by the Kalispel	12/14/18	EPA–R10–

AMERICAN OVERSIGHT

Proposal to Re-designate Lands Exterior to Reservation Impacts: WA and Kalispel Indian Reservation		Indian Community of the Kalispel Reservation (submitted 05/11/17) to redesignate lands within the exterior boundaries of the Kalispel Indian Reservation to Class I under the CAA program for the prevention of significant deterioration (PSD) of air quality. Redesignation to Class I would result in lowering the allowable increases in ambient concentrations PM, SO2 and NOx on the Kalispel Indian Reservation.		OAR–2017–0347 *83 FR 54691, October 31, 2018*
Funding Opportunity DOT's Nationally Significant Federal Lands and Tribal Projects Program – FY18 Impacts: Tribes Nationwide	FHWA	FY18 funding opportunity and requests grant applications for the Nationally Significant Federal Lands and Tribal Projects Program.	12/17/18	*83 FR 50436, October 5, 2018*
Review of Final EIS Eskimo Whaling Commission for a Subsistence Hunt on Bowhead Whales Impacts: AK Natives	NMFS	Review of final EIS regarding annual catch limits to the AK Eskimo Whaling Commission for a Subsistence Hunt on Bowhead Whales for 2019 and beyond.	12/17/18	EIS No. 20180274 *83 FR 57726, November 16, 2018*
Information Collection Request Student Transportation Form Impacts: Tribes Nationwide	BIA	Proposed information collection,*" Student Transportation Form,"* to be submitted to OMB in accordance with the *Paperwork Reduction Act.*	12/19/18	*83 FR 58278, November 19, 2018*

AMERICAN OVERSIGHT

Information Collection Request Secretarial Elections Impacts: Tribes Nationwide	BIA	Proposed information collection,*" Secretarial Elections,"* to be submitted to OMB in accordance with the *Paperwork Reduction Act.*	12/19/18	*83 FR 58281, November 19, 2018*
Information Collection Request Reindeer in AK Impacts: Tribes Nationwide	BIA	Proposed information collection*," Reindeer in AK*," to be submitted to OMB in accordance with the *Paperwork Reduction Act.*	12/19/18	*83 FR 58279, November 19, 2018*
Information Collection Request Home-living Programs and School Closure and Consolidation Impacts: Tribes Nationwide	BIA	Proposed information collection,*" Home-living Programs and School Closure and Consolidation,"* to be submitted to OMB in accordance with the *Paperwork Reduction Act.*	12/21/18	*83 FR 53290, October 22, 2018*
EIS Scoping Campo Wind Project Impacts: CA and Campo Band of Diegueno Mission Indians	BIA	Scoping by BIA and the Campo Band of Diegueno Mission Indians of the Campo Indian Reservation for an EIS for the proposed Campo Wind Project, on the Campo Indian Reservation in southeastern San Diego County.	12/21/18	*83 FR 58784, November 21, 2018*
INVASIVE SPECIES				
Review of Final Programmatic EIS Fruit Fly Cooperative Control Program Impacts: Nationwide	APHIS	Review of the final programmatic EIS for the Fruit Fly Cooperative Control Program.	12/17/18	EIS No. 20180271 *83 FR 57726, November 16, 2018*

AMERICAN OVERSIGHT

NUCLEAR				
Information Collection Request Exemptions and Continued Regulatory Authority in Agreement States and in Offshore Waters Under Section 274 of the Atomic Energy Act of 1954 Impacts: Nationwide	NRC	Proposed information collection, *"10 CFR part 150 Exemptions and Continued Regulatory Authority in Agreement States and in Offshore Waters Under Section 274 of the Atomic Energy Act of 1954,"* to be submitted to OMB in accordance with the *Paperwork Reduction Act.*	12/10/18	NRC–2018–0161 *83 FR 50969, October 10, 2018*
Information Collection Request Certification of Medical Examination by Facility Licensee Impacts: Nationwide	NRC	Proposed information collection, "*Certification of Medical Examination by Facility Licensee" (NRC 396),* to be submitted to OMB in accordance with the *Paperwork Reduction Act.*	12/10/18	NRC–2018–0118 *83 FR 50963, October 10, 2018*
Information Collection Request Personal Qualification Statement – Licensee Impacts: Nationwide	NRC	Proposed information collection, *" Personal Qualification Statement – Licensee" (NRC Form 398),* to be submitted to OMB in accordance with the *Paperwork Reduction Act.*	12/10/18	NRC–2018–0119 *83 FR 50970, October 10, 2018*
Interpretation of High-Level Radioactive Waste Impacts: Nationwide	DOE	Request for input on DOE's interpretation of the definition of the statutory term "high-level radioactive waste" (HLW) as set forth in the *Atomic Energy Act of 1954* and the *Nuclear Waste Policy Act of 1982*.	12/10/18	*83 FR 50909, October 10, 2018*
Information Collection Request Duplication Request	NRC	Proposed information collection, *"Duplication Request" (NRC Form 171),* to be submitted to OMB in accordance with the	12/14/18	NRC–2018–0094 *83 FR 56884,*

AMERICAN OVERSIGHT

Impacts: Nationwide		*Paperwork Reduction Act.*		*November 14, 2018*
Draft Guidance Environmental Dosimetry Performance Specifications, Testing, and Data Analysis Impacts: Nationwide	NRC	Draft DG–4019: *"Environmental Dosimetry Performance Specifications, Testing, and Data Analysis."*	12/17/18	NRC–2018–0232 *83 FR 52576, October 17, 2018*
Draft Guidance Revisions Onsite Meteorological Measurements Program Tsunami Hazards; Channel Migration or Diversion Impacts: Nationwide	NRC	Draft NUREG–0800, "*Standard Review Plan for the Review of Safety Analysis Reports for Nuclear Power Plants: Standard Review Plans 2.3.3, Onsite Meteorological Measurements Program, 2.4, Tsunami Hazards and "Channel Migration or Diversion."*	12/17/18 (Comment period reopened.)	NRC–2018–0176 *83 FR 57751, November 16, 2018*
Draft Guidance Revisions Proposed Revisions to Surface Deformation Impacts: Nationwide	NRC	Draft NUREG–0800: "*Standard Review Plan for the Review of Safety Analysis Reports for Nuclear Power Plants: Standard Review Plans 2.5.3, Surface Deformation."*	12/17/18 (Comment period reopened.)	NRC–2018–0178 *83 FR 57753, November 16, 2018*
Information Collection Request Physical Protection of Category 1 and Category 2 Quantities of Radioactive Materials Impacts: Nationwide	NRC	Proposed information collection,*" Physical Protection of Category 1 and Category 2 Quantities of Radioactive Materials,"* to be submitted to OMB in accordance with the *Paperwork Reduction Act.*	12/28/18	NRC–2018–0062 *83 FR 54382, October 29, 2018*
Information Collection Request	NRC	Proposed information collection*," Domestic*	12/28/18	NRC–2018–0047

AMERICAN OVERSIGHT

Domestic Licensing of Source Material Impacts: Nationwide		*Licensing of Source Material*," to be submitted to OMB in accordance with the *Paperwork Reduction Act.*		*83 FR 61170, November 28, 2018*
Information Collection Request Request for Taxpayer Identification Number Impacts: Nationwide	NRC	Proposed information collection,*" Request for Taxpayer Identification Number" (NRC Form 531),* to be submitted to OMB in accordance with the *Paperwork Reduction Act.*	12/28/18	NRC 2018–0151 *83 FR 61171, November 28, 2018*
Draft Guidance Instructions for Completing NRC's Uniform Low-Level Radioactive Waste Manifest Impacts: Nationwide	NRC	Draft NUREG / BR– 0204, Rev. 3: "*Instructions for Completing NRC's Uniform Low-Level Radioactive Waste Manifest."*	12/31/18	NRC–2018–0155 *83 FR 54620, October 30, 2018*
RESOURCE MANAGEMENT				
Information Collection Request State Processes for Designating Areas Unsuitable for Surface Coal Mining Operations Impacts: Nationwide	OSMRE	Proposed information collection,*" State Processes for Designating Areas Unsuitable for Surface Coal Mining Operations,"* to be submitted to OMB in accordance with the *Paperwork Reduction Act.*	12/03/18	*83 FR 495738, October 2, 2018*
Information Collection Request Revisions; Renewals; and Transfer, Assignment or Sale of Permit Rights Impacts: Nationwide	OSMRE	Proposed information collection, "*Revisions; Renewals; and Transfer, Assignment or Sale of Permit Rights,"* to be submitted to OMB in accordance with the *Paperwork Reduction Act.*	12/03/18	S1D1S SS08011000 SX064A000 189S180110 *83 FR 495708, October 2, 2018*

AMERICAN OVERSIGHT

Information Collection Request General Reclamation Requirements Impacts: Nationwide	OSMRE	Proposed information collection,*" General Reclamation Requirements*," to be submitted to OMB in accordance with the *Paperwork Reduction Act.*	12/03/18	S1D1S SS08011000 SX064A000 189S180110 *83 FR 495738, October 2, 2018*
Information Collection Request Special Permanent Program Performance Standards – Operations in Alluvial Valley Floors Impacts: Nationwide	OSMRE	Proposed information collection,*" Special Permanent Program Performance Standards – Operations in Alluvial Valley Floors*," to be submitted to OMB in accordance with the *Paperwork Reduction Act.*	12/03/18	S1D1S SS08011000 SX064A000 189S180110 *83 FR 495728, October 2, 2018*
Draft EIS Deep South Expansion Project Impacts: NV	BLM	Draft EIS for the proposed Deep South Expansion Project, Lander and Eureka Counties.	12/07/18 (Est.)	*83 FR 53292, October 22, 2018*
Draft EIS Plumas National Forest Over-Snow Vehicle Use Designation Impacts: CA	USFS	Draft EIS for the proposed Plumas National Forest Over-Snow Vehicle Use Designation.	12/10/18	EIS No. 20180244 *83 FR 54105, October 26, 2018*
Draft EIS Ragged Ruby Project Impacts: OR	USFS	Draft EIS for the proposed Ragged Ruby Project.	12/17/18	EIS No. 20180259 *83 FR 55164, November 2, 2018*

AMERICAN OVERSIGHT

Review of Final EIS Prince of Wales Landscape Level Analysis Project Impacts: AK	USFS	Review of final EIS for the Prince of Wales Landscape Level Analysis Project.	12/17/18	EIS No. 20180262 *83 FR 55164, November 2, 2018*
EIS Scoping Granite Meadows Project Impacts: ID	USFS	Scoping for EIS associated with the proposed Granite Meadows Project. The project is located north of New Meadows and north and west of McCall, on the Boise Meridian, within Adams, Valley and Idaho Counties.	12/17/18	*83 FR 54702, October 31, 2018*
Nominations Sought Grand Staircase-Escalante National Monument Advisory Committee Impacts: UT	BLM	Nominations sought for qualified individuals to the Grand Staircase-Escalante National Monument Advisory Committee.	12/19/18	*83 FR 58285, November 19, 2018*
Review of Final EIS Flathead National Forest Land Management Plan NCDE Grizzly Bear Plan Amendments Impacts: MT	USFS	Review of final EIS for the proposed Flathead National Forest Land Management Plan and NCDE Grizzly Bear Plan Amendments.	12/24/18	EIS No. 20180281 *83 FR 59378, November 23, 2018*
Information Collection Request Public Lands Corps Participant Tracking Sheet	USFS	Proposed information collection,*" Public Lands Corps Participant Tracking Sheet,"* to be submitted to OMB in accordance with the *Paperwork Reduction Act.*	12/26/18	*83 FR 60392, November 26, 2018*

AMERICAN OVERSIGHT

Impacts: Nationwide				
Draft EIS East Smoky Panel Mine Project at Smoky Canyon Mine Impacts: ID	USFS	Draft EIS for the East Smoky Panel Mine Project at Smoky Canyon Mine.	12/26/18	EIS No. 20180222 *83 FR 49089, September 28, 2018* *83 FR 49123, September 28, 2018*
Supplemental EIS Scoping Miles City Field Office RMP Impacts: MT	BLM	Scoping for supplemental EIS associated with the Miles City Field Office Resource Management Plan (RMP). The supplemental EIS is in response to a U.S. District Court, District of MT, opinion and order (*Western Organization of Resource Councils, et al vs BLM*).	12/28/18	*83 FR 61167, November 28, 2018*
Supplemental EIS Scoping Wyoming Buffalo Field Office RMP Impacts: WY	BLM	Scoping for supplemental EIS associated with possible amendments to the BLM's Wyoming Buffalo Field Office Resource Management Plan (RMP). The supplemental EIS is in response to a U.S. District Court, District of MT, opinion and order (*Western Organization of Resource Councils, et al vs BLM*).	12/28/18	*83 FR 61165, November 28, 2018*
Review of Final EIS Western Energy Company's Rosebud Mine Area F	OSMRE	Review of final EIS for the Western Energy Company's Rosebud Mine Area F.	12/31/18	EIS No. 20180288 *83 FR 61632, November 30, 2018*

AMERICAN OVERSIGHT

NV-DA-20-0615-A-000553

Impacts: MT				*83 FR 61671, November 30, 2018*
Information Collection Request Industrial Minerals Surveys Impacts: Nationwide	USGS	Proposed information collection,*" Industrial Minerals Surveys*," to be submitted to OMB in accordance with the *Paperwork Reduction Act.*	12/31/18	*83 FR 61668, November 30, 2018*
Information Collection Request Whole Enchilada Trail: Conditions, User Experience & Comment Survey 2019 Impacts: UT	USFS	Proposed information collection,*" Whole Enchilada Trail: Conditions, User Experience & Comment Survey 2019,"* to be submitted to OMB in accordance with the *Paperwork Reduction Act.*	12/31/18	*83 FR 54701, October 31, 2018*
Information Collection Request Protection, Management and Control of Wild Horses and Burros Impacts: Nationwide	BLM	Proposed information collection,*" Protection, Management and Control of Wild Horses and Burros" (43 CFR part 4700),* to be submitted to OMB in accordance with the *Paperwork Reduction Act.*	12/31/18	*83 FR 54773, October 31, 2018*
Information Collection Request USA National Phenology Network – Nature's Notebook Plant and Animal Observing Program Impacts: Nationwide	USGS	Proposed information collection,*" USA National Phenology Network – Nature's Notebook Plant and Animal Observing Program,"* to be submitted to OMB in accordance with the *Paperwork Reduction Act.*	12/31/18	*83 FR 54772, October 31, 2018*
TELECOM				

AMERICAN OVERSIGHT

Information Collection Request Notifications Exceptions Exclusivity Contracts Non-Duplication and Syndicated Exclusivity Impacts: Nationwide	FCC	Proposed information collection,*" Sections 76.94, Notification; 76.95, Exceptions; 76.105, Notification; 76.106, Exceptions; 76.107, Exclusivity Contracts and 76.1609, Non-Duplication and Syndicated Exclusivity*," to be submitted to OMB in accordance with the *Paperwork Reduction Act.*	12/03/18	*83 FR 49923, October 3, 2018*
Information Collection Request Rate-of-Return Monitoring Reports Impacts: Nationwide	FCC	Proposed information collection*," Rate-of-Return Monitoring Reports*," to be submitted to OMB in accordance with the *Paperwork Reduction Act.*	12/03/18	*83 FR 50088, October 4, 2018*
Information Collection Request Notifications Concerning Interference to Radio Astronomy, Research and Receiving Installations Impacts: Nationwide	FCC	Proposed information collection,*" Notifications Concerning Interference to Radio Astronomy, Research and Receiving Installations" (Section 73.1030),* to be submitted to OMB in accordance with the *Paperwork Reduction Act.*	12/03/18	*83 FR 50092, October 4, 2018*
Information Collection Requests Carriage of the Transmissions of Television Broadcast Stations Carriage of Qualified Noncommercial Educational Stations Channel Positioning	FCC	Proposed information collections: *-" Carriage of the Transmissions of Television Broadcast Stations" (Section 76.56(a);* *-"Carriage of Qualified Noncommercial Educational Stations" (Section 76.57);* *-"Channel Positioning" (Section 76.61(a)(1)–(2)'*	12/03/18	*83 FR 50089, October 4, 2018*

AMERICAN OVERSIGHT

Disputes Concerning Carriage Retransmission Consent Impacts: Nationwide		-*"Disputes Concerning Carriage;"* -*"Retransmission Consent" (Section 76.64);* to be submitted to OMB in accordance with the *Paperwork Reduction Act.*		
Information Collection Request Part 11 – Emergency Alert System Orders FCC 18–94 Impacts: Nationwide	FCC	Proposed information collection*," Part 11 – Emergency Alert System Orders FCC 18–94,"* to be submitted to OMB in accordance with the *Paperwork Reduction Act.*	12/03/18	*83 FR 49924, October 3, 2018*
Information Collection Request Applications for New Authorization or Modification of Existing Authorization Under Part 5 of the FCC Rules-Experimental Radio Service Impacts: Nationwide	FCC	Proposed information collection,*" Applications for New Authorization or Modification of Existing Authorization Under Part 5 of the FCC Rules-Experimental Radio Service,"* to be submitted to OMB in accordance with the *Paperwork Reduction Act.*	12/03/18	*83 FR 54926, November 1, 2018*
Information Collection Request Content of Station Records Impacts: Nationwide	FCC	Proposed information collection,*" Section 90.443, Content of Station Records*," to be submitted to OMB in accordance with the *Paperwork Reduction Act.*	12/06/18	*83 FR 55530, November 6, 2018*
Information Collection Request Pay-Per-Call and Other Information Services	FCC	Proposed information collection, "*64.1504, 64.1509, 64.1510 Pay-Per-Call and Other Information Services,"* to be submitted to	12/10/18	*83 FR 50922, October 10, 2018*

AMERICAN OVERSIGHT

Impacts: Nationwide		OMB in accordance with the *Paperwork Reduction Act.*		
Improving the 911 System Implementing Kari's Law and RAY BAUM'S Act Impacts: Nationwide	FCC	Proposed rules for 911 calls made from multi-line telephone systems pursuant to Kari's Law, the conveyance of dispatchable location with 911 calls, as directed by RAY BAUM'S Act, and the consolidation of the FCC's 911 rules.	12/10/18	PS Docket Nos. 18–261, 17–239; FCC 18–132 *83 FR 54180, October 26, 2018*
Information Collection Request Special Temporary Authorization Requests Impacts: Nationwide	FCC	Proposed information collection,*" Special Temporary Authorization Requests*," to be submitted to OMB in accordance with the *Paperwork Reduction Act.*	12/14/18	*83 FR 51951, October 15, 2018*
Information Collection Request Construction Requirements Impacts: Nationwide	FCC	Proposed information collection*," Section 24.103, Construction Requirements,"* to be submitted to OMB in accordance with the *Paperwork Reduction Act.*	12/14/18	*83 FR 51946, October 15, 2018*
Information Collection Request Home Wiring Provisions Interference from a Multichannel Video Programming Distributor Impacts: Nationwide	FCC	Proposed information collection,*" Sections 76.802 and 76.804, Home Wiring Provisions; Section 76.613, Interference from a Multichannel Video Programming Distributor*," to be submitted to OMB in accordance with the *Paperwork Reduction Act.*	12/17/18	*83 FR 52450, October 17, 2018*
Elimination of Outdated Tariff-Related Requirements	FCC	Proposed elimination of outdated tariff-related requirements that provide	12/20/18	WC Docket Nos. 17–308, 18–276; FCC 18– 142

AMERICAN OVERSIGHT

Impacts: Nationwide		little benefit while imposing burdens on carriers.		*83 FR 58510, November 20, 2018*
Information Collection Request Broadband Availability Data Impacts: Nationwide	NTIA	Proposed information collection*," Broadband Availability Data*," to be submitted to OMB in accordance with the *Paperwork Reduction Act.*	12/24/18	*83 FR 53852, October 25, 2018*
Information Collection Request Procedures for FCC Notification of a State Commission's Failure to Act; Supplemental Procedures for Petitions Pursuant to Section 252(e)(5) of the *Communications Act of 1934* Impacts: Nationwide	FCC	Proposed information collection*," Section 51.803, Procedures for FCC Notification of a State Commission's Failure to Act; Supplemental Procedures for Petitions Pursuant to Section 252(e)(5) of the Communications Act of 1934*," to be submitted to OMB in accordance with the *Paperwork Reduction Act.*	12/24/18	*83 FR 53871, October 25, 2018*
Modernization of Media Regulation Initiative: Revisions to Cable Television Rate Regulations Impacts: Nationwide	FCC	Request for comment on whether the FCC should comment on whether to replace and simplify its cable rate-regulation framework.	12/27/18	MB Docket Nos. 17–105, 02–144; MM Docket Nos. 92–266, 93–215; CS Docket No. 94–28; FCC 18–148 *83 FR 60804, November 27, 2018*
Information Collection Request Implementation of the	FCC	Proposed information collection*," Implementation of the Satellite Home Viewer Improvement Act of 1999:*	12/27/18	*83 FR 60854, November 27, 2018*

AMERICAN OVERSIGHT

Satellite Home Viewer Improvement Act of 1999: Local Broadcast Signal Carriage Issues and Retransmission Consent Issues Impacts: Nationwide		*Local Broadcast Signal Carriage Issues and Retransmission Consent Issues*," to be submitted to OMB in accordance with the *Paperwork Reduction Act.*		
Information Collection Request Rules Governing the Licensing of, and Spectrum Usage by, Commercial Earth Stations and Space Stations Impacts: Nationwide	FCC	Proposed information collection,*" Rules Governing the Licensing of, and Spectrum Usage by, Commercial Earth Stations and Space Stations" (FCC Form 312; Schedule A; Schedule B; Schedule S; FCC Form 312–EZ; FCC Form 312–R)*, to be submitted to OMB in accordance with the *Paperwork Reduction Act.*	12/27/18	*83 FR 60856, November 27, 2018*
Information Collection Request Intermediate Provider Registry Impacts: Nationwide	FCC	Proposed information collection,*" Intermediate Provider Registry,"* to be submitted to OMB in accordance with the *Paperwork Reduction Act.*	12/27/18	WC Docket No. 13–39 *83 FR 60859, November 27, 2018*
Information Collection Request Part 101 Rule Sections Governing the Terrestrial Microwave Fixed Radio Service Impacts: Nationwide	FCC	Proposed information collection,*" Part 101 Rule Sections Governing the Terrestrial Microwave Fixed Radio Service*," to be submitted to OMB in accordance with the *Paperwork Reduction Act.*	12/31/18	*83 FR 54925, November 1, 2018*
Information Collection Request Advertising of Rates	FCC	Proposed information collection,*" Section 76.946, Advertising of Rates*," to be submitted to OMB in accordance with the	12/31/18	*83 FR 54927, November 1, 2018*

AMERICAN OVERSIGHT

Impacts: Nationwide		*Paperwork Reduction Act.*		
TRADE				
Procedures to Consider Requests for Exclusion of Particular Products from the Additional Action Pursuant to Section 301 China's Acts, Policies, and Practices Related to Technology Transfer, Intellectual Property, and Innovation Impacts: Nationwide	USTR	On 08/16/18 USTR determined to take an additional action in the Section 301 investigation of China's acts, policies, and practices related to technology transfer, intellectual property, and innovation. The notice also announced that USTR would establish a process by which U.S. stakeholders may request that particular products classified within a tariff subheading covered by the additional action be excluded from the additional duties. This notice sets out the specific procedures and criteria related to requests for product exclusions and opens up a docket for the receipt of exclusion requests.	12/18/18 (Deadline for requests to exclude.)	USTR–2018–0032 *83 FR 47236, September 18, 2018*
TRANSPORTATION				
Information Collection Request Annual State Right-of-way Acquisition Data Impacts: Nationwide	FHWA	Proposed information collection,*" Annual State Right-of-way Acquisition Data*," to be submitted to OMB in accordance with the *Paperwork Reduction Act.*	12/10/18	FHWA–2018–0043 *83 FR 51544, October 11, 2018*
Preparing for the Future of Transportation: Automated Vehicles 3.0 (AV 3.0) Impacts: Nationwide	DOT	Request for comment on the document, "*Preparing for the Future of Transportation: Automated Vehicles 3.0."*	12/10/18	DOT–OST–2018–0149 *83 FR 50746, October 9, 2018*

AMERICAN OVERSIGHT

NV-DA-20-0615-A-000560

		This document builds upon "*Automated Driving Systems 2.0: A Vision for Safety* "and expands the scope to provide a framework and multimodal approach to the safe integration of AVs into the nation's broader surface transportation system.		
Information Collection Request Experimental Investigation of Automation-Induced Human Error in Locomotive Cab Impacts: Nationwide	FRA	Proposed information collection, *"Experimental Investigation of Automation-Induced Human Error in Locomotive Cab*," to be submitted to OMB in accordance with the *Paperwork Reduction Act.*	12/14/18	FRA–2017–0002–N–20 *83 FR 56913, November 14, 2018*
Funding Opportunity DOT's Nationally Significant Federal Lands and Tribal Projects Program – FY18 Impacts: Nationwide	FHWA	FY18 funding opportunity and requests grant applications for the Nationally Significant Federal Lands and Tribal Projects Program.	12/17/18	*83 FR 50436, October 5, 2018*
Information Collection Request Recording of Aircraft Conveyances and Security Documents Impacts: Nationwide	FAA	Proposed information collection,*" Recording of Aircraft Conveyances and Security Documents,"* to be submitted to OMB in accordance with the *Paperwork Reduction Act.*	12/17/18	*83 FR 57791, November 16, 2018*

AMERICAN OVERSIGHT

Information Collection Request Operating Requirements: Domestic, Flag and Supplemental Operations Impacts: Nationwide	FAA	Proposed information collection*," Operating Requirements: Domestic, Flag and Supplemental Operations*," to be submitted to OMB in accordance with the *Paperwork Reduction Act.*	12/17/18	*83 FR 57792, November 16, 2018*
Draft EIS OR Passenger Rail Tier 1 Impacts: OR	FRA	Draft EIS for the OR Passenger Rail Tier 1.	12/18/18	EIS No. 20180245 *83 FR 53053, October 19, 2018*
Class E Airspace Williston Basin International Airport Impacts: ND	FAA	Proposed establishment of Class E airspace extending upward from 700 feet above the surface at Williston Basin International Airport.	12/20/18	FAA–2018–0250; Airspace Docket No. 17–AGL–3 *83 FR 55310, November 5, 2018*
Information Collection Request Flight and Duty Limitations and Rest Requirements – Flight Crew Members Impacts: Nationwide	FAA	Proposed information collection,*" Flight and Duty Limitations and Rest Requirements – Flight Crew Members*," to be submitted to OMB in accordance with the *Paperwork Reduction Act.*	12/20/18	*83 FR 58676, November 20, 2018*
Class E Airspace Chase Field Industrial Airport Impacts: TX	FAA	Proposed removal of Class E airspace extending upward from 700 feet above the surface at Chase Field Industrial Airport, Beeville-Chase Field.	12/20/18	FAA–2018–0917; Airspace Docket No. 18–ASW–14 *83 FR 55306, November 5, 2018*

AMERICAN OVERSIGHT

Airline Transport Pilot and Type Rating for Airplane Airman Certification Standards Impacts: Nationwide	FAA	Draft "*Airline Transport Pilot and Type Rating for Airplane Airman Certification Standards.*"	12/21/18	FAA–2018–0811 *83 FR 53195, October 22, 2018*
Information Collection Request Report of Inspections Required by Airworthiness Directives Impacts: Nationwide	FAA	Proposed information collection,*" Report of Inspections Required by Airworthiness Directives*," to be submitted to OMB in accordance with the *Paperwork Reduction Act.*	12/21/18	*83 FR 58812, November 21, 2018*
Information Collection Request Pilot Certification and Qualification Requirements for Air Carrier Operations Impacts: Nationwide	FAA	Proposed information collection,*" Pilot Certification and Qualification Requirements for Air Carrier Operations,"* to be submitted to OMB in accordance with the *Paperwork Reduction Act.*	12/21/18	*83 FR 58810, November 21, 2018*
Information Collection Request Certification of Airports Impacts: Nationwide	FAA	Proposed information collection,*" Certification of Airports*," to be submitted to OMB in accordance with the *Paperwork Reduction Act.*	12/21/18	*83 FR 58810, November 21, 2018*
Noise Compatibility Program Update San Francisco International Airport Impacts: CA	FAA	Proposed noise compatibility program 2018 update that was submitted for San Francisco International Airport by the City and County of San Francisco, Airport Commission, under the provisions of the *Aviation Safety and Noise Abatement Act.*	12/26/18	*83 FR 54166, October 26, 2018*

AMERICAN OVERSIGHT

Information Collection Request The Impact of Commute Times on the Fatigue and Safety of Locomotive Engineers Impacts: Nationwide	FRA	Proposed information collection,*" The Impact of Commute Times on the Fatigue and Safety of Locomotive Engineers*," to be submitted to OMB in accordance with the *Paperwork Reduction Act.*	12/26/18	FRA–2017–0002–N–5 *83 FR 54173, October 26, 2018*
Release of Airport Land Palmer Municipal Airport Impacts: AK	FAA	Proposed of land at the Palmer Municipal Airport, Palmer.	12/26/18	*83 FR 60556, November 26, 2018*
Review of Final EIS I-15, Payson Main Street Interchange Impacts: UT	DOT	Review of final EIS for the proposed I-15, Payson Main Street Interchange project.	12/31/18	EIS No. 20180287 *83 FR 61632, November 30, 2018*
WASTE MANAGEMENT				
State Underground Storage Tank Program Impacts: UT	EPA	Direct final action to approve revisions to the UT Underground Storage Tank Program.	12/05/18 (Direct final rule: will go into effect on 01/04/19 unless adverse comments are received by date above.)	EPA–R08–UST–2018–0169 *83 FR 55286, November 5, 2018* *83 FR 55340, November 5, 2018*
Information Collection Request Hazardous Remediation	EPA	Proposed information collection,*" Hazardous Remediation Waste Management Requirements*	12/26/18	EPA–HQ–OLEM–2018–0543

AMERICAN OVERSIGHT

Waste Management Requirements Contaminated Media Impacts: Nationwide		*Contaminated Media,"* to be submitted to OMB in accordance with the *Paperwork Reduction Act.*		*83 FR 60422, November 26, 2018*
Information Collection Request Continuous Release Reporting Requirement Including Analysis for Use of Continuous Release Reporting Forms Impacts: Nationwide	EPA	Proposed information collection,*" Continuous Release Reporting Requirement Including Analysis for Use of Continuous Release Reporting Forms,"* to be submitted to OMB in accordance with the *Paperwork Reduction Act.*	12/27/18	EPA–HQ–SFUND–2015–0100 *83 FR 60848, November 27, 2018*
Information Collection Request Criteria for Classification of Solid Waste Disposal Facilities and Practices Impacts: Nationwide	EPA	Proposed information collection,*" Criteria for Classification of Solid Waste Disposal Facilities and Practices*," to be submitted to OMB in accordance with the *Paperwork Reduction Act.*	12/27/18	EPA–HQ–OLEM–2050–0154 *83 FR 60848, November 27, 2018*
Information Collection Request Technical Assistance Needs Assessments at Superfund Remedial or Removal Sites Impacts: Nationwide	EPA	Proposed information collection,*" Technical Assistance Needs Assessments at Superfund Remedial or Removal Sites*," to be submitted to OMB in accordance with the *Paperwork Reduction Act.*	12/27/18	HQ–SFUND–2012–0578 *83 FR 60851, November 27, 2018*
Information Collection Request Standardized Permit for RCRA Hazardous Waste Management Facilities Impacts: Nationwide	EPA	Proposed information collection,*" Standardized Permit for RCRA Hazardous Waste Management Facilities,"* to be submitted to OMB in accordance with the *Paperwork Reduction*	12/28/18	EPA–HQ–OLEM–2018–0691 *83 FR 54346, October 29, 2018*

AMERICAN OVERSIGHT

		Act.		
Information Collection Request Identification of Non-Hazardous Secondary Materials That are Solid Waste Impacts: Nationwide	EPA	Proposed information collection, "*Identification of Non-Hazardous Secondary Materials That are Solid Waste,"* to be submitted to OMB in accordance with the *Paperwork Reduction Act.*	12/28/18	EPA–HQ–OLEM–2018–0693 *83 FR 54345, October 29, 2018*
WATER				
Draft EIS Westminster East Garden Grove Flood Risk Management Study Impacts: CA	USACE	Draft EIS for the Westminster East Garden Grove Flood Risk Management Study.	12/03/18	EIS No. 20180249 *83 FR 53053, October 19, 2018* *83 FR 54920, November 1, 2018*
Review of Final EIS Nanushuk Project Impacts: AK	USACE	Review of final EIS for the Nanushuk Project.	12/03/18	EIS No. 20180261 *83 FR 55164, November 2, 2018*
Nominations Sought 5th Drinking Water Contaminant Candidate List Impacts: Nationwide	EPA	Nominations sought for of chemical and microbial contaminants that are not currently regulated, for possible inclusion on the 5th Drinking Water Contaminant Candidate List.	12/04/18	EPA–HQ–OW–2018–0594 *83 FR 50364, October 5, 2018*
Information Collection Request Bureau of Reclamation Use Authorization Application	BOR	Proposed information collection,*" Bureau of Reclamation Use Authorization Application*," to be submitted to OMB in accordance with the	12/10/18	*83 FR 56099, November 9, 2018*

AMERICAN OVERSIGHT

Impacts: Nationwide		*Paperwork Reduction Act.*		
Information Collection Request USGS Water Use Data and Research Program Impacts: Nationwide	USGS	Proposed information collection,*" USGS Water Use Data and Research Program,"* to be submitted to OMB in accordance with the *Paperwork Reduction Act.*	12/24/18	*83 FR 53895, October 25, 2018*
Information Collection Request Lower Colorado River Well Inventory Impacts: Nationwide	BOR	Proposed information collection,*" Lower Colorado River Well Inventory*," to be submitted to OMB in accordance with the *Paperwork Reduction Act.*	12/27/18	*83 FR 60893, November 27, 2018*
WORKFORCE DEVELOPMENT				
Information Collection Request Evaluation of the American Apprenticeship Initiative Impacts: Nationwide	DOL	Proposed information collection,*" Evaluation of the American Apprentice-ship Initiative,"* to be submitted to OMB in accordance with the *Paperwork Reduction Act.*	12/31/18	*83 FR 54943, November 1, 2018*
JANUARY	**2018**			
Rule	*Agency*	*Description*	*Deadline*	*Submit Info.*
AGRICULTURE / RURAL DEVELOPMENT				
Information Collection Request	USDA / AMS	Proposed information collection,*" Export*	01/07/19	AMS–DA–18–0070

AMERICAN OVERSIGHT

Export Certificate Request Forms Impacts: Nationwide		*Certificate Request Forms,"* to be submitted to OMB in accordance with the *Paperwork Reduction Act.*		*83 FR 55851, November 8, 2018*
Information Collection Request Biorefinery, Renewable Chemical, and Bio-based Product Manufacturing Assistance Program Impacts: Nationwide	RBCS	Proposed information collection,*" Biorefinery, Renewable Chemical, and Bio-based Product Manufacturing Assistance Program,"* to be submitted to OMB in accordance with the *Paperwork Reduction Act.*	01/14/19	*83 FR 57401, November 15, 2018*
AIR QUALITY				
Information Collection Request Recordkeeping and Reporting Requirements for the Performance-Based Measurement System for Fuels Impacts: Nationwide	EPA	Proposed information collection," *Record-keeping and Reporting Requirements for the Performance-Based Measurement System for Fuels*," to be submitted to OMB in accordance with the *Paperwork Reduction Act.*	01/04/19	EPA–HQ–OAR–2018–0663 *83 FR 55362, November 5, 2018*
NSPS Standards New Residential Wood Heaters, New Residential Hydronic Heaters and Forced-Air Furnaces Impacts: Nationwide	EPA	Proposed amendments to the 2015 New Source Performance Standards (NSPS) for new residential hydronic heaters and new forced-air furnaces by adding a two-year "sell-through" period for all affected new hydronic heaters and forced-air furnaces that are manufactured or imported before the May 2020 compliance date to be sold at retail through May 2022.	01/14/19	EPA–HQ–OAR–2018–0195 *83 FR 61574, November 30, 2018*

AMERICAN OVERSIGHT

Information Collection Request Distribution of Offsite Consequence Analysis Information Under Section 112(r)(7)(H) of the Clean Air Act Impacts: Nationwide	EPA	Proposed information collection, "*Distribution of Offsite Consequence Analysis Information Under Section 112(r)(7)(H) of the Clean Air Act,"* to be submitted to OMB in accordance with the *Paperwork Reduction Act.*	01/22/19	EPA–HQ–OAR–2003–0073 *83 FR 59379, November 23, 2018*
Information Collection Request Generator Standards Applicable to Laboratories Owned by Eligible Academic Entities Impacts: Nationwide	EPA	Proposed information collection,*" Generator Standards Applicable to Laboratories Owned by Eligible Academic Entities,"* to be submitted to OMB in accordance with the *Paperwork Reduction Act.*	01/22/19	EPA–HQ–OLEM–2018–0692 *83 FR 59378, November 23, 2018*
Information Collection Request General Hazardous Waste Facility Standards Impacts: Nationwide	EPA	Proposed information collection*," General Hazardous Waste Facility Standards,"* to be submitted to OMB in accordance with the *Paperwork Reduction Act.*	01/22/19	*83 FR 59377, November 23, 2018*
CONSERVATION / ESA				
Draft EIS Greater Sage-grouse Proposed Land Management Plan Amendments Impacts: ID, NV, UT, WY	USFS	Draft EIS Greater Sage-grouse Proposed Land Management Plan Amendments / the Intermountain and Rocky Mountain Regions.	01/03/19	EIS No. 20180228 *83 FR 50362, October 5, 2018* *83 FR 50331, October 5, 2018*
Information Collection Request	NOAA	Proposed information collection," *Evaluation of*	01/07/19	*83 FR 55697,*

AMERICAN OVERSIGHT

Evaluation of the Pacific Islands Managed and Protected Area Community Impacts: HI and U.S. Pacific Territorial Islands		*the Pacific Islands Managed and Protected Area Community,"* to be submitted to OMB in accordance with the *Paperwork Reduction Act.*		*November 7, 2018*
Draft EIS Habitat Conservation Plan / ESA Incidental Take Permit Skookumchuck Wind Energy Project Impacts: WA	FWS	Draft EIS for the Skookumchuck Wind Energy Project's habitat conservation plan and ESA incidental take permit for Marbled Murrelet, Bald Eagle and Golden Eagle.	01/14/19	*83 FR 61632, November 30, 2018* *83 FR 61664, November 30, 2018*
Draft List of Bird Species to Which the Migratory Bird Treaty Act Does Not Apply Impacts: Nationwide	FWS	Draft list of the nonnative bird species that have been introduced by humans into the U.S. or U.S. territories and to which the *Migratory Bird Treaty Act* does not apply.	01/28/19	FWS–HQ–MB–2018–0048 *83 FR 61161, November 28, 2018*
Revised List of Migratory Birds Impacts: Nationwide	FWS	Proposed revisions to the List of Migratory Birds protected by the *Migratory Bird Treaty Act* by both adding and removing species.	01/28/19	FWS–HQ–MB–2018–0047 *83 FR 61288, November 28, 2018*
ELECTRICITY				
Information Collection Request Annual Electric Balancing Authority Area and Planning Area Report	FERC	Proposed information collection,*" Annual Electric Balancing Authority Area and Planning Area Report" (FERC-714),* to be submitted to OMB in accordance with the *Paperwork Reduction*	01/07/19	Docket No. IC19–4–000 *83 FR 55714, November 7, 2018*

AMERICAN OVERSIGHT

Impacts: Nationwide		*Act.*		
Information Collection Request Historic Preservation for Energy Efficiency Programs Impacts: Nationwide	DOE	Proposed information collection,*" Historic Preservation for Energy Efficiency Programs,"* to be submitted to OMB in accordance with the *Paperwork Reduction Act.*	01/14/19	*83 FR 56313, November 13, 2018*
Information Collection Request Application for License / Relicense and Exemption for Water Projects with More than Five- Megawatt Capacity Impacts: Nationwide	FERC	Proposed information collection,*" Application for License / Relicense and Exemption for Water Projects with More than Five-Megawatt Capacity" (FERC–500),* to be submitted to OMB in accordance with the *Paperwork Reduction Act.*	01/22/19	Docket No. IC19–5–000 *83 FR 58557, November 20, 2018*
Commercial Leasing for Wind Power Development OCS CA Impacts: CA	BOEM	Invitations for submission of nominations for commercial wind leases that would allow a lessee to propose the construction of a wind energy project on the OCS offshore CA.	01/28/19	BOEM–2018–0045 *83 FR 53096, October 19, 2018*
ENERGY				
Information Collection Request Certificated Rate Filings: Gas Pipeline Rates Impacts: Nationwide	FERC	Proposed information collection,*" Certificated Rate Filings: Gas Pipeline Rates" (FERC–546),* to be submitted to OMB in accordance with the *Paperwork Reduction Act.*	01/02/19	*83 FR 55155, November 2, 2018*
EIS Scoping	BLM	Scoping for planned Integrated Activity Plan /	01/07/19	*83 FR 58785,*

AMERICAN OVERSIGHT

Lands within National Petroleum Reserve Impacts: AK		EIS for BLM-managed lands within the National Petroleum Reserve in AK.		*November 21, 2018*
Request for Information Technology Commercialization Fund Impacts: Nationwide	DOE	Request for information regarding the Technology Commercialization Fund (TCF). This RFI seeks input on how the Office of Technology Transitions might improve the TCF through changes to the program and its structure.	01/11/19	*83 FR 60829, November 27, 2018*
Information Collection Request Activities, Gas and Liquid Pipeline Safety Program Certification Impacts: Nationwide	PHMSA	Proposed information collection,*" Activities, Gas and Liquid Pipeline Safety Program Certification,"* to be submitted to OMB in accordance with the *Paperwork Reduction Act.*	01/25/19	PHMSA–2018–0109 *83 FR 60557, November 26, 2018*
FISHERIES				
Information Collection Request International Billfish Angler Survey Impacts: Coastal States, HI and U.S. Pacific Territorial Islands	NMFS	Proposed information collection,*" International Billfish Angler Survey*," to be submitted to OMB in accordance with the *Paperwork Reduction Act.*	01/14/19	*83 FR 57453, November 15, 2018*
Information Collection Request Designation of Fishery Management Council Members and Application for Reinstatement of State Authority	NMFS	Proposed information collection,*" Designation of Fishery Management Council Members and Application for Reinstatement of State Authority*," to be submitted to OMB in accordance with the *Paperwork Reduction*	01/14/19	*83 FR 57454, November 15, 2018*

AMERICAN OVERSIGHT

Impacts: Coastal States, HI and U.S. Pacific Territorial Islands		*Act.*		
Information Collection Request West Coast Fisheries Participation Survey Impacts: CA, OR, WA	NMFS	Proposed information collection*," West Coast Fisheries Participation Survey,"* to be submitted to OMB in accordance with the *Paperwork Reduction Act.*	01/22/19	*83 FR 58549, November 20, 2018*
Information Collection Request North Pacific Observer Safety and Security Survey Impacts: AK	NMFS	Proposed information collection*," North Pacific Observer Safety and Security Survey*," to be submitted to OMB in accordance with the *Paperwork Reduction Act.*	01/22/19	*83 FR 58554, November 20, 2018*
HEALTH CARE				
Medicare Program 2019 Inpatient Hospital Deductible and Hospital and Extended Care Services Coinsurance Amounts Impacts: Nationwide	CMS	Inpatient hospital deductible and the hospital and extended care services coinsurance amounts for services furnished in 2019 under Medicare's Hospital Insurance Program (Medicare Part A).	01/01/19	CMS–8068–N *83 FR 52459, October 17, 2018*
Draft Guidance Chronic Hepatitis B Virus Infection: Developing Drugs for Treatment Impacts: Nationwide	FDA	Draft guidance: *"Chronic Hepatitis B Virus Infection: Developing Drugs for Treatment."*	01/02/19	FDA–2018–D–3903 *83 FR 55187, November 2, 2018*
Draft Guidance Food Labeling: Serving	FDA	Draft guidance: "*Food Labeling: Serving Sizes of Foods That Can Reasonably*	01/04/19	FDA–2018–D–1459

AMERICAN OVERSIGHT

Sizes of Foods That Can Reasonably Be Consumed at One Eating Occasion, Reference Amounts Customarily Consumed, Serving Size-Related Issues, Dual-Column Labeling, and Miscellaneous Topics Impacts: Nationwide		*Be Consumed at One Eating Occasion, Reference Amounts Customarily Consumed, Serving Size-Related Issues, Dual-Column Labeling, and Miscellaneous Topics."*		*83 FR 55323, November 5, 2018*
Information Collection Request Sudden Death in the Young Registry Impacts: Nationwide	CDC	Proposed information collection,*" Sudden Death in the Young Registry,"* to be submitted to OMB in accordance with the *Paperwork Reduction Act.*	01/06/19	CDC–2018–0095 *83 FR 55546, November 6, 2018*
Information Collection Request ATSDR Exposure Investigations Impacts: Nationwide	HHS / ATSDR	Proposed information collection,*" ATSDR Exposure Investigations,"* to be submitted to OMB in accordance with the *Paperwork Reduction Act.*	01/06/19	ATSDR–2018–0009 *83 FR 55543, November 6, 2018*
Information Collection Request National Quitline Data Warehouse Impacts: Nationwide	CDC	Proposed information collection,*" National Quitline Data Warehouse*," to be submitted to OMB in accordance with the *Paperwork Reduction Act.*	01/06/19	CDC–2018–0097 *83 FR 55548, November 6, 2018*
Presidential Advisory Council on Combating Antibiotic-Resistant Bacteria Impacts: Nationwide	HHS	The Presidential Advisory Council on Combating Antibiotic-Resistant Bacteria requests information from the general public and stakeholders related to efforts and strategies to combat antibiotic resistance.	01/07/19	*83 FR 59386, November 23, 2018*

AMERICAN OVERSIGHT

Information Collection Request Tropical Disease Priority Review Vouchers Impacts: Nationwide	FDA	Proposed information collection,*" Tropical Disease Priority Review Vouchers,"* to be submitted to OMB in accordance with the *Paperwork Reduction Act.*	01/07/19	FDA–2008–D–053 *83 FR 55720, November 7, 2018*
Draft Guidance Meta-Analyses of Randomized Controlled Clinical Trials to Evaluate the Safety of Human Drugs or Biological Products Impacts: Nationwide	FDA	Draft guidance: "*Meta-Analyses of Randomized Controlled Clinical Trials to Evaluate the Safety of Human Drugs or Biological Products."*	01/07/19	FDA–2018–D–3710 *83 FR 55722, November 7, 2018*
Information Collection Request Child Hospital Consumer Assessment of Healthcare Providers and Systems Survey Database Impacts: Nationwide	AHRQ	Proposed information collection,*" Child Hospital Consumer Assessment of Healthcare Providers and Systems Survey Database,"* to be submitted to OMB in accordance with the *Paperwork Reduction Act.*	01/07/19	*83 FR 55717, November 7, 2018*
Information Collection Request Web-Based Pilot Survey to Assess Allergy to Cosmetics in the United States Impacts: Nationwide	FDA	Proposed information collection,*" Web-based Pilot Survey to Assess Allergy to Cosmetics in the United States*," to be submitted to OMB in accordance with the *Paperwork Reduction Act.*	01/07/19	FDA–2018–N–3442 *83 FR 55896, November 8, 2018*
Information Collection Requests	CMS	Proposed information collections:	01/07/19	*83 FR 55891, November 8, 2018*

AMERICAN OVERSIGHT

Off-Cycle Submissions of Summaries of Model of Care Changes Disclosure and Recordkeeping Requirements for Grandfathered Health Plans under the Affordable Care Act Impacts: Nationwide		-"*Off-Cycle Submissions of Summaries of Model of Care Changes" (CMS–10565);* -"*Disclosure and Recordkeeping Requirements for Grandfathered Health Plans under the Affordable Care Act" (CMS–10325);* to be submitted to OMB in accordance with the *Paperwork Reduction Act.*		
Nominations Sought Medicare Evidence Development & Coverage Advisory Committee Impacts: Nationwide	CMS	Nominations sought for qualified individuals to serve on the Medicare Evidence Development & Coverage Advisory Committee.	01/07/19	CMS–3374–N *83 FR 61639, November 30, 2018*
Draft National Occupational Research Agenda for Immune, Infectious and Dermal Disease Prevention Impacts: Nationwide	CDC / NIOSH	Draft "*National Occupational Research Agenda for Immune, Infectious and Dermal Disease Prevention."*	01/07/19	CDC–2018–0103, NIOSH–322 *83 FR 55887, November 8, 2018*
Information Collection Request Individual Patient Expanded Access Applications Impacts: Nationwide	FDA	Proposed information collection*," Individual Patient Expanded Access Applications" (Form 3926*), to be submitted to OMB in accordance with the *Paperwork Reduction Act.*	01/07/19	FDA–2018–N–3758 *83 FR 55723, November 7, 2018*
Information Collection Request Recordkeeping Requirements for Microbiological Testing	FDA	Proposed information collection,*" Record-keeping Requirements for Microbiological Testing and Corrective Measures for Bottled Water*," to be	01/07/19	FDA–2018–N–4130 *83 FR 55726, November 7, 2018*

AMERICAN OVERSIGHT

and Corrective Measures for Bottled Water Impacts: Nationwide		submitted to OMB in accordance with the *Paperwork Reduction Act.*		
Information Collection Request Prospective Payments for Hospital Outpatient Services Medicare EDI Enrollment Form and EDI Registration Impacts: Nationwide	CMS	Proposed information collections: -*"Prospective Payments for Hospital Outpatient Services" (CMS–R–240);* -*"Medicare EDI Enrollment Form and EDI Registration" (CMS–10164);* to be submitted to OMB in accordance with the *Paperwork Reduction Act.*	01/08/19	*83 FR 56085, November 9, 2018*
Patient Protection and Affordable Care Act Exchange Program Integrity Impacts: Nationwide	CMS	Proposed rule would revise standards relating to oversight of exchanges established by states, periodic data matching frequency and authority, and the length of a consumer's authorization for the exchange to obtain updated tax information.	01/08/19	CMS–9922–P *83 FR 56015, November 9, 2018*
Solicitation for Written Comments Proposed Objectives for Healthy People 2030 Impacts: Nationwide	HHS	HHS is soliciting written comments on the proposed Healthy People 2030 objectives, including proposed core, developmental and research objectives.	01/11/19	*83 FR 60876, November 27, 2018*
Information Collection Request Maternal and Child Health Bureau Performance Measures	HRSA	Proposed information collection,*" Maternal and Child Health Bureau Performance Measures for Discretionary Grant Information System,"* to be submitted to OMB in	01/14/19	*83 FR 56353, November 13, 2018*

AMERICAN OVERSIGHT

for Discretionary Grant Information System Impacts: Nationwide		accordance with the *Paperwork Reduction Act.*		
Barriers to Participation in the NIOSH Coal Workers' Health Surveillance Program Impacts: Nationwide	CMS / NIOSH	Request for information from coal miners, miner advocates, unions, industry stakeholders and other interested parties about barriers to participating in health screening offered by the program to inform efforts to improve participation.	01/14/19	CDC–2018–0110; NIOSH–224 *83 FR 56327, November 13, 2018*
Draft Guidance Nonmetastatic, Castration-Resistant Prostate Cancer: Considerations for Metastasis-Free Survival Endpoint in Clinical Trials Impacts: Nationwide	FDA	Draft guidance: "*Nonmetastatic, Castration-Resistant Prostate Cancer: Considerations for Metastasis-Free Survival Endpoint in Clinical Trials."*	01/14/19	FDA–2018–D–3931 *83 FR 56857, November 14, 2018*
Information Collection Request Medical Device User Fee Small Business Qualification and Certification Impacts: Nationwide	FDA	Proposed information collection,*" Medical Device User Fee Small Business Qualification and Certification*," to be submitted to OMB in accordance with the *Paperwork Reduction Act.*	01/14/18	FDA–2018–N–4206 *83 FR 56852, November 14, 2018*
Medicaid Medicaid and Children's Health Insurance Plan Managed Care Impacts: Nationwide	CMS	Proposed rule advances CMS' efforts to streamline the Medicaid and Children's Health Insurance Plan managed care regulatory framework and reflects a broader strategy to relieve regulatory burdens; support state flexibility and local	01/14/19	*83 FR 57264, November 14, 2018*

AMERICAN OVERSIGHT

		leadership; and promote transparency, flexibility, and innovation in the delivery of care.		
Information Collection Request Establishing and Maintaining Lists of U.S. Manufacturers / Processors with Interest in Exporting Center for Food Safety and Applied Nutrition-Regulated Products Impacts: Nationwide	FDA	Proposed information collection,*" Establishing and Maintaining Lists of U.S. Manufacturers / Processors with Interest in Exporting Center for Food Safety and Applied Nutrition-Regulated Products,"* to be submitted to OMB in accordance with the *Paperwork Reduction Act.*	01/14/19	FDA–2018–N–4042 *83 FR 56350, November 13, 2018*
Information Collection Request Emerging Infections Program Impacts: Nationwide	CDC	Proposed information collection*," Emerging Infections Program,"* to be submitted to OMB in accordance with the *Paperwork Reduction Act.*	01/14/19	CDC–2018–0098 *83 FR 57488, November 15, 2018*
Institutional Review Board Waiver or Alteration of Informed Consent for Minimal Risk Clinical Investigations Impacts: Nationwide	FDA	Proposed amendment to regulations to implement a provision of the *21st Century Cures Act*. This proposed rule, if finalized, would allow an exception from the requirement to obtain informed consent when a clinical investigation poses no more than minimal risk to the human subject and includes appropriate safeguards to protect the rights, safety, and welfare of human subjects.	01/14/19	FDA–2018–N–2727 *83 FR 57378, November 15, 2018*

AMERICAN OVERSIGHT

Information Collection Request Home Health National Provider Survey Impacts: Nationwide	CMS	Proposed information collection*," Home Health National Provider Survey*," to be submitted to OMB in accordance with the *Paperwork Reduction Act.*	01/14/19	CMS–10688 *83 FR 57490, November 15, 2018*
Information Collection Request Assessments to Inform Program Refinement for HIV, other STD, and Pregnancy Prevention among Middle and High-School Aged Youth Impacts: Nationwide	CDC	Proposed information collection, *" Assessments to Inform Program Refinement for HIV, other STD, and Pregnancy Prevention among Middle and High-School Aged Youth*," to be submitted to OMB in accordance with the *Paperwork Reduction Act.*	01/14/19	CDC–2018–0100 *83 FR 57486, November 15, 2018*
Information Collection Request MCH Jurisdictional Survey Instrument for the Title V MCH Block Grant Program Impacts: Nationwide	HRSA	Proposed information collection,*" MCH Jurisdictional Survey Instrument for the Title V MCH Block Grant Program,"* to be submitted to OMB in accordance with the *Paperwork Reduction Act.*	01/15/19	*83 FR 57737, November 16, 2018*
Draft Assessments Draft Human Health Toxicity Assessments Impacts: Nationwide	EPA	Draft assessments: "*Human Health Toxicity Assessments for Hexafluoropropylene Oxide Dimer Acid and Its Ammonium Salt and for Perfluorobutane Sulfonic Acidand Related Compound Potassium Perfluorobutane Sulfonate."*	01/22/19	EPA–HQ–OW–2018–0614 *83 FR 58768, November 21, 2018*
Establishment of Docket	FDA	Establishment of a docket to solicit comments on a proposed framework for	01/22/19	FDA–2018–N–3017

AMERICAN OVERSIGHT

Prescription Drug-Use-Related Software Impacts: Nationwide		regulating software applications disseminated by or on behalf of drug sponsors for use with one or more of their prescription drug products.		*83 FR 58574, November 20, 2018*
Information Collection Requests Various Medicare-Related Topics Impacts: Nationwide	CMS	Proposed information collections: -"*Medicare Coverage of Items and Services in FDA Investigational Device Exemption Clinical Studies-Revision of Medicare Coverage" (CMS–10511);* -*"Generic Clearance for the Health Care Payment Learning and Action Network" (CMS–10575);* -*"Hospitals and Health Care Complex Cost Report Under the PRA (44 U.S.C. 3501–3520)"(CMS–2552–10);* to be submitted to OMB in accordance with the *Paperwork Reduction Act.*	01/22/19	*83 FR 58572, November 20, 2018*
Draft Guidance Biopharmaceutics Classification System-Based Biowaivers; International Council for Harmonisation Impacts: Nationwide	FDA	Draft guidance: "*Biopharmaceutics Classification System-Based Biowaivers; International Council for Harmonisation."*	01/24/19	FDA–2018–D–3614 *83 FR 54107, October 26, 2018*
Medicare Advantage to Lower Drug Prices and Reduce Out-of-Pocket Expenses Impacts: Nationwide	CMS	Proposed rule would amend the Medicare Advantage program (Part C) regulations and Prescription Drug Benefit Program (Part D) regulations to support health and drug plans' negotiation	01/25/19	CMS–4180–P *83 FR 62152, November 30, 2018*

AMERICAN OVERSIGHT

		for lower drug prices and reduce out-of-pocket costs for Part C and D enrollees.		
Information Collection Request Various Topics Impacts: Nationwide	CMS	Proposed information collections: -*"Notice of Research Exception under the Genetic Information Nondiscrimination Act" (CMS–10286);* -*"Data Collection to Support Eligibility Determinations for Insurance Affordability Programs and Enrollment through Affordable Insurance Exchanges, Medicaid and Children's Health Insurance Program Agencies" (CMS–10440);* -*"State-based Exchange Annual Report Tool (SMART) Under the PRA" (CMS–10507);* to be submitted to OMB in accordance with the *Paperwork Reduction Act.*	01/25/19	*83 FR 60428, November 26, 2018*
Information Collection Request Emergency Cruise Ship Outbreak Investigations Impacts: Nationwide	CDC	Proposed information collection,*" Emergency Cruise Ship Outbreak Investigations*," to be submitted to OMB in accordance with the *Paperwork Reduction Act.*	01/28/19	CDC–2018–0104 *83 FR 60868, November 27, 2018*
Draft Guidance Considerations for the Development of Dried Plasma Products Intended for Transfusion Impacts: Nationwide	FDA	Draft guidance: *"Considerations for the Development of Dried Plasma Products Intended for Transfusion."*	01/28/19	FDA–2018–D–3759 *83 FR 54597, October 30, 2018*

AMERICAN OVERSIGHT

Draft Guidances Product-Specific Matters Impacts: Nationwide	FDA	Draft and revised draft product-specific guidances providing recommendations on, among other things, the design of bioequivalence studies to support abbreviated new drug applications.	01/28/19	FDA–2007–D–0369 *83 FR 61388, November 29, 2018*
Information Collection Request Data Request and Attestation for PDP Sponsors Impacts: Nationwide	CMS	Proposed information collection,*" Data Request and Attestation for PDP Sponsors*," to be submitted to OMB in accordance with the *Paperwork Reduction Act.*	01/29/19	CMS–10691 *83 FR 61638, November 30, 2018*
Information Collection Request Oversight of Clinical Investigations: A Risk-Based Approach to Monitoring Impacts: Nationwide	FDA	Proposed information collection, *"Oversight of Clinical Investigations: A Risk-Based Approach to Monitoring*," to be submitted to OMB in accordance with the *Paperwork Reduction Act.*	01/29/19	FDA–2011–D–0597 *83 FR 61646, November 30, 2018*
Information Collection Request FDA Adverse Event Reports; Electronic Submissions Impacts: Nationwide	FDA	Proposed information collection,*" FDA Adverse Event Reports; Electronic Submissions*," to be submitted to OMB in accordance with the *Paperwork Reduction Act.*	01/29/19	FDA–2018–N–4131 *83 FR 61653, November 30, 2018*
INDIAN AFFAIRS				
Information Collection Request Navajo Partitioned Lands Grazing Permits	BIA	Proposed information collection,*" Navajo Partitioned Lands Grazing Permits*," to be submitted to OMB in accordance with the	01/14/19	*83 FR 57502, November 15, 2018*

AMERICAN OVERSIGHT

Impacts: Navajo Reservation		*Paperwork Reduction Act.*		
Information Collection Request Class III Gaming Procedures, Tribal Revenue Allocation Plans, and Gaming on Trust Lands Acquired After October 17, 1988 Impacts: Tribes Nationwide	BIA	Proposed information collection*," Class III Gaming Procedures, Tribal Revenue Allocation Plans, and Gaming on Trust Lands Acquired After October 17, 1988*," to be submitted to OMB in accordance with the *Paperwork Reduction Act.*	01/18/19	*83 FR 58280, November 19, 2018*
Information Collection Request Capital Management Strengths and Needs Assessment Impacts: Tribes Nationwide	BIA	Proposed information collection*," Capital Management Strengths and Needs Assessment*," to be submitted to OMB in accordance with the *Paperwork Reduction Act.*	01/22/19	*83 FR 59408, November 23, 2018*
Information Collection Request Application to Withdraw Tribal Funds from Trust Status Impacts: Tribes Nationwide	DOI	Proposed information collection*," Application to Withdraw Tribal Funds from Trust Status,"* to be submitted to OMB in accordance with the *Paperwork Reduction Act.*	01/25/19	*83 FR 60444, November 26, 2018*
NUCLEAR				
Information Collection Request Classification Record Impacts: Nationwide	NRC	Proposed information collection*," Classification Record" (NRC Form 790),* to be submitted to OMB in accordance with the *Paperwork Reduction Act.*	01/14/19	NRC–2018–0106 *83 FR 56885, November 14, 2018*

AMERICAN OVERSIGHT

American Society of Mechanical Engineers 2015–17 Code Editions Incorporation by Reference Impacts: Nationwide	NRC	Proposed amendment regulations to incorporate by reference the 2015 and 2017 editions of the American Society of Mechanical Engineers (ASME) "*Boiler and Pressure Vessel Code"* and the 2015 and 2017 Editions of the ASME "*Operation and Maintenance of Nuclear Power Plants, Division 1: OM: Section IST"* respectively, for nuclear power plants.	01/23/19	NRC–2016–0082 *83 FR 56156, November 9, 2018*
Information Collection Request Operators' Licenses Impacts: Nationwide	NRC	Proposed information collection,*" Operators' Licenses*," to be submitted to OMB in accordance with the *Paperwork Reduction Act.*	01/28/19	NRC–2018–0228 *83 FR 61169, November 28, 2018*
Training and Experience Requirements for Different Categories of Radiopharmaceuticals Impacts: Nationwide	NRC	Request for comments on whether NRC should establish tailored training and experience requirements for different categories of radiopharmaceuticals for which a written directive is required.	01/29/19	NRC–2018–0230 *83 FR 54380, October 29, 2018*
RESOURCE MANAGEMENT				
Draft EIS San Juan Islands National Monument Impacts: WA	BLM	Draft EIS for the San Juan Islands National Monument.	01/08/19	*83 FR 50402, October 5, 2018*
Draft EIS	BLM	Draft EIS for the proposed Sevier Playa Potash Project.	01/14/19	EIS No. 20180291

AMERICAN OVERSIGHT

Sevier Playa Potash Project Impacts: UT				*83 FR 61632, November 30, 2018* *83 FR 61668, November 30, 2018*
Draft Supplemental EIS Stonewall Vegetation Project Impacts: MT	USFS	Draft supplemental EIS for the Stonewall Vegetation Project.	01/14/19	EIS No. 20180284 *83 FR 61632, November 30, 2018*
Draft EIS Caldwell Canyon Mine and Reclamation Plan Impacts: ID	BLM	Draft EIS for the proposed Caldwell Canyon Mine and Reclamation Plan.	01/14/19	EIS No. 20180286 *83 FR 61632, November 30, 2018* *83 FR 61670, November 30, 2018*
Umatilla National Forest Ellis Integrated Vegetation Management Project Impacts: OR	USFS	The Heppner and North Fork John Day Ranger Districts propose the Ellis Integrated Vegetation Project. The project area is 15 miles southeast of Heppner and 7 miles west of Ukiah, in Morrow, Umatilla and Grant Counties.	01/15/19	*83 FR 57715, November 16, 2018*
Information Collection Request Records of Preshift and Onshift Inspections of Slope and Shaft Areas of Slope and Shaft Sinking Operations at Coal Mine	DOL / MSHA	Proposed information collection,*" Records of Preshift and Onshift Inspections of Slope and Shaft Areas of Slope and Shaft Sinking Operations at Coal Mine*," to be submitted to OMB in accordance with the *Paperwork Reduction*	01/25/19	*83 FR 60502, November 26, 2018*

AMERICAN OVERSIGHT

Impacts: Nationwide		*Act.*		
Information Collection Request Ground Control for Surface Coal Mines and Surface Work Areas of Underground Coal Mines Impacts: Nationwide	DOL / MSHA	Proposed information collection*," Ground Control for Surface Coal Mines and Surface Work Areas of Underground Coal Mines*," to be submitted to OMB in accordance with the *Paperwork Reduction Act.*	01/28/19	*83 FR 61393, November 29, 2018*
TELECOM				
Information Collection Request Broadcast Incubator Program Impacts: Nationwide	FCC	Proposed information collection*," Broadcast Incubator Program,"* to be submitted to OMB in accordance with the *Paperwork Reduction Act.*	01/02/19	*83 FR 55166, November 2, 2018*
Information Collection Request Frequency Coordinator Requirements, Industrial / Business Pool Frequencies Impacts: Nationwide	FCC	Proposed information collection*," 90.175(b)(1), Frequency Coordinator Requirements, Industrial / Business Pool Frequencies,"* to be submitted to OMB in accordance with the *Paperwork Reduction Act.*	01/02/19	*83 FR 55166, November 2, 2018*
Information Collection Request Application to Make Changes in an Existing Station Modification of Transmission Systems Impacts: Nationwide	FCC	Proposed information collection*," Section 73.3538, Application to Make Changes in an Existing Station and Section 73.1690(e), Modification of Transmission Systems*," to be submitted to OMB in accordance with the *Paperwork Reduction Act.*	01/14/19	*83 FR 56841, November 14, 2018*

AMERICAN OVERSIGHT

Information Collection Request Open Video Systems Provisions Impacts: Nationwide	FCC	Proposed information collection*," Open Video Systems Provisions" (FCC Form 1275),* to be submitted to OMB in accordance with the *Paperwork Reduction Act.*	01/14/19	*83 FR 56844, November 14, 2018*
Information Collection Request Application for Waivers of Hearing Aid Compatibility Requirements Impacts: Nationwide	FCC	Proposed information collection*," Section 68.5, Application for Waivers of Hearing Aid Compatibility Requirements,"* to be submitted to OMB in accordance with the *Paperwork Reduction Act.*	01/14/19	*83 FR 56843, November 14, 2018*
Information Collection Request Request for Technical Support – Help Request Form Impacts: Nationwide	FCC	Proposed information collection*," Request for Technical Support – Help Request Form,*" to be submitted to OMB in accordance with the *Paperwork Reduction Act.*	01/14/19	*83 FR 56842, November 14, 2018*
Information Collection Request Application to Make Changes in an Existing Station Modification of Transmission Systems Impacts: Nationwide	FCC	Proposed information collection*," Section 73.3538, Application to Make Changes in an Existing Station and Section 73.1690(e), Modification of Transmission Systems,*" to be submitted to OMB in accordance with the *Paperwork Reduction Act.*	01/14/19	*83 FR 56841, November 14, 2018*
Regulation of Business Data Services for Rate-of-Return Local Exchange Carriers Business Data Services	FCC	Proposals to eliminate ex ante pricing regulation for price cap incumbent LECs' provision of TDM and other transport business data services.	01/14/19	WC Docket Nos. 17–144, 16–143, 05–25; FCC 18–146

AMERICAN OVERSIGHT

in an Internet Protocol Environment Special Access for Price Cap Local Exchange Carriers Impacts: Nationwide				*83 FR 61358, November 29, 2018*
Information Collection Request Establishment of a Class A Television Service Impacts: Nationwide	FCC	Proposed information collection,*" Establishment of a Class A Television Service" (MM Docket No. 00– 10),* to be submitted to OMB in accordance with the *Paperwork Reduction Act.*	01/22/19	*83 FR 58564, November 20, 2018*
Information Collection Request Carriage of Digital Television Broadcast Signals: Amendment to Part 76 of FCC Rules Impacts: Nationwide	FCC	Proposed information collection,*" Carriage of Digital Television Broadcast Signals: Amendment to Part 76 of FCC Rules*," to be submitted to OMB in accordance with the *Paperwork Reduction Act.*	01/22/19	*83 FR 58564, November 20, 2018*
Information Collection Request Frequency Sharing Requirements Impacts: Nationwide	FCC	Proposed information collection,*" Section 97.303, Frequency Sharing Requirements,"* to be submitted to OMB in accordance with the *Paperwork Reduction Act.*	01/22/19	*83 FR 58566, November 20, 2018*
Information Collection Request Review of the Section 251 Unbundling Obligations of Incumbent Local Exchange Carriers Impacts: Nationwide	FCC	Proposed information collection,*" Review of the Section 251 Unbundling Obligations of Incumbent Local Exchange Carriers" (CC Docket No. 01–338 and WC Docket No. 04–313, Order on Remand),"* to be submitted to OMB in accordance with the	01/22/19	*83 FR 58565, November 20, 2018*

AMERICAN OVERSIGHT

		Paperwork Reduction Act.		
Information Collection Request Transmitter Measurements Impacts: Nationwide	FCC	Proposed information collection*," Section 90.215, Transmitter Measurements*," to be submitted to OMB in accordance with the *Paperwork Reduction Act.*	01/28/19	*83 FR 60860, November 27, 2018*
Information Collection Request Pole Attachment Access Requirements Impacts: Nationwide	FCC	Proposed information collection*," Sections 1.1411, 1.1412, 1.1413 and 1.1415 Pole Attachment Access Requirements*," to be submitted to OMB in accordance with the *Paperwork Reduction Act.*	01/28/19	*83 FR 60857, November 27, 2018*
Information Collection Request Ensuring Continuity of 911 Communications Report and Order Impacts: Nationwide	FCC	Proposed information collection*," Ensuring Continuity of 911 Communications Report and Order*," to be submitted to OMB in accordance with the *Paperwork Reduction Act.*	01/28/19	PS Docket No. 14–174, FCC 15–98 *83 FR 60860, November 27, 2018*
TRANSPORTATION				
Information Collection Request Hazardous Materials Training Requirements Impacts: Nationwide	FAA	Proposed information collection*," Hazardous Materials Training Requirements*," to be submitted to OMB in accordance with the *Paperwork Reduction Act.*	01/02/19	*83 FR 55233, November 2, 2018*
Class E Airspace Dimmit County Airport Impacts: TX	FAA	Proposed amendment to the Class E airspace extending upward from 700 feet above the surface at Dimmit County Airport, Carrizo Springs.	01/10/19	FAA–2018–0940; Airspace Docket No. 18–ASW–15

AMERICAN OVERSIGHT

				83 FR 60380, November 26, 2018
Proposed Amendment of Air Traffic Service Route T–331 Impacts: CA, ID, MT, NV, ND	FAA	Proposed amendment to the Area Navigation Route T–331 in the western U.S.	01/11/19	FAA–2018–0985; Airspace Docket No. 18–AWP–19 *83 FR 60786, November 27, 2018*
Proposed Amendment of Air Traffic Service Route T–333 Impacts: CA	FAA	Proposed amendment to the Area Navigation Route T–333 in the western U.S.	01/11/19	FAA–2018–0986; Airspace Docket No. 18–AWP–20 *83 FR 60788, November 27, 2018*
Information Collection Request State Safety Participation Regulations and Reporting of Remedial Actions Impacts: Nationwide	FRA	Proposed information collection,*" State Safety Participation Regulations and Reporting of Remedial Actions*," to be submitted to OMB in accordance with the *Paperwork Reduction Act.*	01/14/19	FRA–2018–0008–N–9 *83 FR 56909, November 14, 2018*
Construction and Maintenance Promoting Innovation in Use of Patented and Proprietary Products Impacts: Nationwide	FHWA	Rulemaking would provide greater flexibility to States to use proprietary or patented materials in federal-aid projects.	01/14/19	FHWA–2018–0036 *83 FR 56758, November 14, 2018*
Draft EIS Interstate 80 / Interstate	FHWA	Draft EIS for the Interstate 80 / Interstate 580 / US Hwy. 395 Freeway-to-Freeway	01/15/19	EIS No. 20180269

AMERICAN OVERSIGHT

580 / US Hwy. 395 Freeway-to-Freeway Interchange Impacts: NV		Interchange and connecting road improvements.		*83 FR 57726, November 16, 2018*
Information Collection Request Transportation Conformity Determinations for Federally-Funded and Approved Transportation Plans, Programs and Projects Impacts: Nationwide	EPA	Proposed information collection,*" Transportation Conformity Determinations for Federally-Funded and Approved Transportation Plans, Programs and Projects,"* to be submitted to OMB in accordance with the *Paperwork Reduction Act.*	01/18/19	EPA–HQ–OAR–2007–0269 *83 FR 58248, November 19, 2018*
WASTE MANAGEMENT				
Information Collection Request Hazardous Materials Impacts: Nationwide	PHMSA	Proposed information collection,*" Hazardous Materials*," to be submitted to OMB in accordance with the *Paperwork Reduction Act.*	01/22/19	PHMSA–2018–0102 *83 FR 59446, November 23, 2018*
Information Collection Request EPA Worker Protection Standards for Hazardous Waste Operations and Emergency Response Impacts: Nationwide	EPA	Proposed information collection,*" EPA Worker Protection Standards for Hazardous Waste Operations and Emergency Response*," to be submitted to OMB in accordance with the *Paperwork Reduction Act.*	01/28/19	EPA–HQ–SFUND–2005–0007 *83 FR 60850, November 27, 2018*
Hazardous Materials: Harmonization with International Standards Impacts: Nationwide	PHMSA	Proposed amendments to hazardous materials regulations to maintain alignment with international regulations and standards by incorporating various amendments, including:	01/28/19	PHMSA–2017–0108 *83 FR 60970, November 27, 2018*

AMERICAN OVERSIGHT

		-Changes to proper shipping names; -Hazard classes; -Packing groups; _Special provisions; -Packaging authorizations; -Air transport quantity limitations; -Vessel stowage requirements.		
WATER				
Draft EIS Coastal TX Protection and Restoration Study Impacts: TX	USACE	Draft EIS for the Coastal TX Protection and Restoration Study.	01/09/19	EIS No. 20180256 *83 FR 54105, October 26, 2018* *83 FR 54096, October 26, 2018*
Flood Hazard Determinations Impacts: WA	FEMA	Proposed changes in flood hazard determinations for communities listed.	01/14/19	*83 FR 51972, October 15, 2018*
Information Collection Request Diversions, Return Flow, and Consumptive Use of Colorado River Water in the Lower Colorado River Basin Impacts: CO River States	BOR	Proposed information collection,*" Diversions, Return Flo, and Consumptive Use of Colorado River Water in the Lower Colorado River Basin*," to be submitted to OMB in accordance with the *Paperwork Reduction Act.*	01/22/19	*83 FR 59414, November 23, 2018*

AMERICAN OVERSIGHT

Information Collection Request Request for Reporting Requirements for BEACH Act Grants Impacts: Nationwide	EPA	Proposed information collection,*" Request for Reporting Requirements for BEACH Act Grants*," to be submitted to OMB in accordance with the *Paperwork Reduction Act.*	01/22/19	*83 FR 58767, November 21, 2018*
Proposed Flood Hazard Determinations Impacts: OR	FEMA	Proposed flood hazard determinations for communities listed.	01/24/19	*83 FR 54134, October 26, 2018*
FEBRUARY	**2019**			
Rule	*Agency*	*Description*	*Deadline*	*Submit Info.*
AIR QUALITY				
Advanced Notice of Proposed Rulemaking Standards of Performance for New Residential Wood Heaters, New Residential Hydronic Heaters and Forced-Air Furnaces Test Methods Impacts: Nationwide	EPA	Request for comments on several aspects of the 2015 Standards of Performance for New Residential Wood Heaters, New Residential Hydronic Heaters and Forced-Air Furnaces (2015 NSPS). EPA will use feedback to inform future rulemaking to improve these standards and related test methods. See details on the proposed rulemaking here.	02/13/19	EPA–HQ–OAR–2018–0196 *83 FR 61585, November 30, 2018*
EMERGENCY MANAGEMENT				

AMERICAN OVERSIGHT

Disaster Declaration Wildfires Economic Injury Loan Application Deadline Impacts: OK	SBA	Administrative declaration of a disaster. Incident: Wildfires 04/11/18 through 04/20/18. Economic injury loan application deadline.	02/04/19	Disaster Declaration 15508 *83 FR 22575, May 15, 2018*
Disaster Declaration Drought Economic Injury Loan Application Deadline Impacts: CO	SBA	Economic Injury disaster loan declaration for CO, dated 05/07/2018. Incident: Drought 01/02/18 through 04/15/18. Economic injury loan application deadline.	02/07/19	Disaster Declaration 15509 *83 FR 22574, May 15, 2018*
Disaster Declaration Severe Storms, Flooding, Landslides and Mudslides Economic Injury Application Deadline Impacts: HI	SBA	Presidential declaration of a major disaster. Incident: Severe storms, flooding, landslides and mudslides 04/13/18 through 04/16/18. Economic injury loan application deadline.	02/08/19	Disaster Declaration 15519 *83 FR 22738, May 16, 2018*
Disaster Declaration Kilauea Volcanic Eruption and Earthquakes Economic Injury Loan Application Deadline Impacts: HI	SBA	Presidential declaration of a major disaster. Incident: Kilauea volcanic eruption / earthquakes 05/03/18 and beyond. Economic injury loan application deadline.	02/11/19	Disaster Declaration 15523 *83 FR 50141, October 4, 2018* *83 FR 23323, May 18, 2018*
HEALTH CARE				
Draft Guidance	FDA	Draft guidance: "*Recommendations for Dual*	02/27/19	FDA–2017–D–5625

AMERICAN OVERSIGHT

Recommendations for Dual 510(k) and Clinical Laboratory Improvement Amendments Waiver by Application Studies Impacts: Nationwide		*510(k) and Clinical Laboratory Improvement Amendments Waiver by Application Studies."*		*83 FR 61387, November 29, 2018*
Draft Guidance Blood Glucose Monitoring Test Systems for Prescription Point-of-Care Use Impacts: Nationwide	FDA	Draft guidance: "*Blood Glucose Monitoring Test Systems for Prescription Point-of-Care Use."*	02/28/19	FDA–2013–D–1445 *83 FR 61648, November 30, 2018*
Draft Guidance Self-Monitoring Blood Glucose Test Systems for Over-the-Counter Use Impacts: Nationwide	FDA	Draft guidance: *"Self-Monitoring Blood Glucose Test Systems for Over-the-Counter Use."*	02/28/19	FDA–2013–D–1446 *83 FR 61640, November 30, 2018*
INDIAN AFFAIRS				
Draft EIS Draft Joint EIS / BLM RMP and BIA Integrated RMP Impacts: OK and Impacted Tribes	BIA / BLM	Draft EIS for the Draft Joint EIS / BLM RMP and BIA Integrated RMP.	02/07/19	EIS No. 20180257 *83 FR 56078, November 9, 2018*
NUCLEAR				
Elimination of Immediate Notification Requirements for Non-Emergency Events Impacts: Nationwide	NRC	Petition for rulemaking from the Nuclear Energy Institute requesting that the NRC amend its regulations regarding the immediate notification requirements for	02/04/19	NRC–2018–0201 *83 FR 58509, November 20, 2018*

AMERICAN OVERSIGHT

		operating nuclear power reactors.		
RESOURCE MANAGEMENT				
Draft EIS Dairy Syncline Mine and Reclamation Plan Impacts: ID	BLM	Draft EIS associated with the proposed Dairy Syncline Mine and Reclamation Plan.	02/21/19	EIS No. 20180277 *83 FR 59378, November 23, 2018* *83 FR 59411, November 23, 2018*
WATER				
Flood Hazard Determinations Impacts: NE	FEMA	Proposed changes in flood hazard determinations for communities listed.	02/04/19	*83 FR 55379, November 5, 2018*
Flood Hazard Determinations Impacts: TX, UT	FEMA	Proposed changes in flood hazard determinations for communities listed.	02/11/19	*83 FR 56362, November 13, 2018*
Proposed Flood Hazard Determinations Impacts: AZ, TX	FEMA	Proposed changes in flood hazard determinations for communities listed.	02/21/19	*83 FR 59398, November 23, 2018* *83 FR 59393, November 23, 2018*
Draft EIS Mendota Pool Group 20-Year Exchange Program Impacts: CA	BOR	Draft EIS for the proposed Mendota Pool Group 20-Year Exchange Program.	02/28/19	EIS No. 20180289 *83 FR 61632, November 30, 2018*

AMERICAN OVERSIGHT

Draft EIS Fossil Creek Wild and Scenic River Comprehensive River Management Plan Impacts: AZ	USFS	Draft EIS for the proposed Fossil Creek Wild and Scenic River Comprehensive River Management Plan.	02/28/19	EIS No. 20180289 *83 FR 61632, November 30, 2018*
MARCH	**2019**			
Rule	*Agency*	*Description*	*Deadline*	*Submit Info.*
AGRICULTURE / RURAL DEVELOPMENT				
Marketing Order Revision Almonds Impacts: CA	USDA / AMS	Proposed amendments to Marketing Order 981, which regulates the handling of almonds in CA.	03/25/19 through 0/05/19 (Referendum period)	AMS–SC–18–0018; SC18–981–3 *83 FR 56742, November 14, 2018*
EMERGENCY MANAGEMENT				
Disaster Declaration Kilauea Volcanic Eruption and Earthquakes Economic Injury Loan Application Deadline Impacts: HI	SBA	Amendment to a Presidential declaration of a major disaster. Incident: Kilauea Volcanic eruption and earthquakes 05/03/2018 and beyond. Economic injury application deadline.	03/14/19	Disaster Declaration 15568 HI–00049 *83 FR 50141, October 4, 2018* *83 FR 41138, August 17, 2018*

AMERICAN OVERSIGHT

NV-DA-20-0615-A-000598

Disaster Declaration Wildfire Economic Injury Loan Application Deadline Impacts: OK	SBA	Notice of Presidential declaration of a major disaster. Incident: Wildfire 04/11/18 through 04/20/18. Economic injury loan application deadline.	03/25/19	Disaster Declaration 15575 *83 FR 31028, July 2, 2018*
Disaster Declaration Severe Spring Storms Economic Injury Loan Application Deadline Impacts: HI	SBA	Presidential declaration of a major disaster. Incident: Severe storms, flooding, landslides and mudslides 04/13/18 through 04/16/18. Economic injury loan application deadline.	03/27/19	Disaster Declaration 15579 *83 FR 31250, July 3, 2018*
Disaster Declaration Severe Spring Storms Physical Loan Application Deadline Impacts: NE	SBA	Presidential declaration of a major disaster. Incident: Severe storms 04/13/18 through 04/18/18. Physical loan application deadline.	03/29/19	Disaster Declaration 15880 *83 FR 32334, July 12, 2018*
HEALTH CARE				
Draft Guidance Content of Premarket Submissions for Management of Cybersecurity in Medical Devices Impacts: Nationwide	FDA	Draft guidance: *"Content of Premarket Submissions for Management of Cyber-security in Medical Devices."*	03/18/19	FDA–2018–D–3443 *83 FR 52835, October 18, 2018*
APRIL	**2019**			

AMERICAN OVERSIGHT

Rule	*Agency*	*Description*	*Deadline*	*Submit Info.*
EMERGENCY MANAGEMENT				
Disaster Declaration Severe Storms and Flooding Economic Injury Loan Application Deadline Impacts: TX	SBA	Presidential declaration of a major disaster. Incident: Severe storms and flooding 06/19/18 and thereafter. Economic injury loan application deadline.	04/08/19	Disaster Declaration 15585 *83 FR 34645, July 20, 2018* *83 FR 38759, August 7, 2018*
HEALTH				
Draft Guidance Standards for the Growing, Harvesting, Packing, and Holding of Produce for Human Consumption Impacts: Nationwide	FDA	Draft guidance: "*Standards for the Growing, Harvesting, Packing, and Holding of Produce for Human Consumption."*	04/22/19	FDA–2018–D–3631 *83 FR 53196, October 22, 2018* *83 FR 54888, November 1, 2018*
Draft Guidance Guide to Minimize Food Safety Hazards of Fresh-Cut Produce Impacts: Nationwide	FDA	Draft guidance: "*Guide to Minimize Food Safety Hazards of Fresh-Cut Produce."*	04/22/19	FDA–2018–D–3583 *83 FR 53197, October 22, 2018*
MAY	**2019**			
Rule	*Agency*	*Description*	*Deadline*	*Submit Info.*

AMERICAN OVERSIGHT

EMERGENCY MANAGEMENT				
Disaster Declaration Wildfires and High Winds Economic Injury Loan Application Deadline Impacts: CA	SBA	Amendment to Presidential declaration of a major disaster. Incident: Wildfires and high winds 07/23/18 and beyond. Economic injury loan application deadline.	05/06/19	Disaster Declaration 15623 and 15625 *83 FR 43950, August 28, 2018* *83 FR 51540, October 11, 2018* *83 FR 51539, October 11, 2018* *83 FR 52868, October 18, 2018*
Disaster Declaration Storms and Flooding Economic Injury Loan Application Deadline Impacts: NE	SBA	Administrative declaration of disaster. Incident: Storms and flooding 06/25/18 through 06/30/18. Economic injury loan application deadline.	05/07/19	Disaster Declaration 15627 *83 FR 40617, August 15, 2018*
Disaster Declaration West Fire Economic Injury Loan Application Deadline Impacts: CA	SBA	Administrative declaration of disaster. Incident: West Fire 07/06/18 through 07/09/18. Economic injury loan application deadline.	05/10/19	Disaster Declaration 15641 *83 FR 42963, August 24, 2018*
Disaster Declaration	SBA	Administrative declaration of disaster.	05/10/19	Disaster

AMERICAN OVERSIGHT

Westminster Apartment Fire Economic Injury Loan Application Deadline Impacts: CO		Incident: Westminster Apartment Fire 07/22/18 Economic injury loan application deadline.		Declaration 15645 *83 FR 42963, August 24, 2018*
Disaster Declaration Severe Storms Economic Injury Loan Application Deadline Impacts: NM	SBA	Administrative declaration of disaster. Incident: Severe storms and flash flooding 07/23/18 through 07/27/18. Economic injury loan application deadline.	05/15/19	*83 FR 43722, August 27, 2018*
Disaster Declaration Cranston Fire Economic Injury Loan Application Deadline Impacts: CA	SBA	Notice of amendment to Presidential declaration of a major disaster. Incident: Cranston Fire 07/25/18 through 08/15/18. Economic injury loan application deadline.	05/24/19	Disaster Declaration 15663 *83 FR 45001, September 4, 2018*
Disaster Declaration 416 Wildfire Economic Injury Loan Application Deadline Impacts: CO	SBA	Administrative declaration of disaster. Incident: 416 Wildfire 06/01/18 through 07/31/18. Economic injury loan application deadline.	05/24/19	Disaster Declaration 15656 *83 FR 45001, September 4, 2018*
Disaster Declaration Severe Storms, Tornadoes, Straight-line Winds, and Flooding Economic Injury Loan Application Deadline	SBA	Presidential declaration of a major disaster Incident: Severe storms, tornadoes, straight-line winds and flooding 06/17/18 through 07/01/18.	05/27/19	Disaster Declaration 15677 *83 FR 46241, September 12, 2018*

AMERICAN OVERSIGHT

Impacts: NE		Economic injury loan application deadline.		*83 FR 51539, October 11, 2018* NE–00072
Disaster Declaration Flooding Economic Injury Loan Application Deadline Impacts: MT	SBA	Presidential declaration of a major disaster. Incident: Flooding 04/12/18 through 05/06/18. Economic injury loan application deadline.	05/30/18	Disaster Declaration 15681 *83 FR 46532, September 13, 2018* *83 FR 48840, September 27, 2018* MT Disaster Number MT–00116
Disaster Declaration Severe Storms, Flooding and Landslides Economic Injury Loan Application Deadline Impacts: AZ and Havasupai Tribe	SBA	Presidential declaration of a major disaster. Incident: Severe storms, flooding and landslides 07/11/18 through 07/12/18. Economic injury loan application deadline.	05/31/19	Disaster Declaration 15685 *83 FR 46532, September 13, 2018* Havasupai Tribe Disaster Number AZ–00056
HEALTH CARE				
Nominations Sought Clinical Laboratory Improvement Advisory Committee Impacts: Nationwide	CDC	Nominations sought for qualified individuals to serve on the Clinical Laboratory Improvement Advisory Committee.	05/01/19	*83 FR 55887, November 8, 2018*
INDIAN AFFAIRS				

AMERICAN OVERSIGHT

Disaster Declaration Flooding Economic Injury Loan Application Deadline Impacts: WA and Confederated Tribes of the Colville Reservation	SBA	Presidential declaration of a major disaster (public assistance only). Incident: Flooding 05/05/18 through 05/28/18. Economic injury loan application deadline.	05/17/19	Disaster Declaration 15658 *83 FR 43950, August 28, 2018*
JUNE	**2019**			
Rule	*Agency*	*Description*	*Deadline*	*Submit Info.*
EMERGENCY MANAGEMENT				
Disaster Declaration Ferguson Fire Economic Injury Loan Application Deadline Impacts: CA	SBA	Economic injury loan declaration. Incident: Ferguson Fire 07/13/18 through 08/19/18. Economic injury application deadline.	06/04/19	Disaster Declaration 15679 *83 FR 46770, September 14, 2018* CA Disaster Number CA–00294
Disaster Declaration Flooding Economic Injury Loan Application Deadline Impacts: AK	SBA	Presidential declaration of a major disaster. Incident: Flooding 05/11/18 through 05/13/18. Economic injury loan application deadline.	06/05/19	Disaster Declaration 15691 *83 FR 47673, September 20, 2018* AK Disaster Number AK–00039

AMERICAN OVERSIGHT

NV-DA-20-0615-A-000604

Disaster Declaration Flooding Economic Injury Loan Application Deadline Impacts: KS	SBA	Administrative declaration of a disaster. Incident: Flash flooding, flooding and severe storms 09/01/18 through 09/03/18. Economic injury loan application deadline.	06/14/19	Disaster Declaration 15693 *83 FR 48682, September 26, 2018* KS Disaster Number KS–00119
Disaster Declaration Economic Injury Loan Application Deadline Impacts: OR	SBA	Administrative declaration of an economic disaster. Incident: Wildfires 07/15/18. Economic injury loan application deadline.	06/27/19	Disaster Declaration 15700 *83 FR 50431, October 5, 2018* OR Disaster Number OR–00092
Disaster Declaration Hurricane Lane Economic Injury Loan Application Deadline Impacts: HI	SBA	Presidential declaration of a major disaster. Incident: Hurricane Lane 08/22/18 through 08/29/18. Economic injury loan application deadline.	06/27/18	Disaster Declaration 15702 *83 FR 50430, October 5, 2018* HI Disaster Number HI–00052
JULY	**2019**			
Rule	*Agency*	*Description*	*Deadline*	*Submit Info.*
EMERGENCY MANAGEMENT				

AMERICAN OVERSIGHT

Disaster Declaration Economic Injury Loan Application Deadline Impacts: CNMI	SBA	Presidential declaration of a major disaster. Incident: Typhoon Mangkhut 09/10/18 through 09/11/18. Economic injury loan application deadline.	07/01/18	Disaster Declaration 15707 *83 FR 50430, October 5, 2018* *83 FR 50431, October 5, 2018* CMNI Disaster Number MP–00007
Disaster Declaration Typhoon Mangkhut Economic Injury Loan Application Deadline Impacts: Guam	SBA	Presidential declaration of a major disaster. Incident: Typhoon Mangkhut 09/10/18 through 09/11/18. Economic injury loan application deadline.	07/01/19	Disaster Declaration 15713 *83 FR 51539, October 11, 2018*
Disaster Declaration Severe Storms and Flooding Economic Injury Loan Application Deadline Impacts: TX	SBA	Administrative declaration of disaster. Incident: Severe storms and flooding 09/21/18 through 09/23/18. Economic injury loan application deadline.	07/18/19	Disaster Declaration 15755 TX Disaster Number TX–00507 *83 FR 54161, October 26, 2018*
Disaster Declaration Amendment Super Typhoon Yutu Economic Injury Loan Application Deadline	SBA	Notice of amendment to Presidential declaration. Incident: Super Typhoon Yutu 10/24/18 through 10/26/18	07/26/19	Disaster Declaration 15783 CNMI Disaster Number MP–00009

AMERICAN OVERSIGHT

Impacts: CNMI		Economic injury loan application deadline.		*83 FR 55924, November 8, 2018*
Disaster Declaration Flooding Economic Injury Loan Application Deadline Impacts: MT	SBA	Presidential declaration of a major disaster. Incident: Flooding 05/01/18 through 06/10/18. Economic injury loan application deadline.	07/31/19	Disaster Declaration 15785 Montana Disaster Number MT–00118 *83 FR 55925, November 8, 2018*
SEPTEMBER	**2019**			
Rule	*Agency*	*Description*	*Deadline*	*Submit Info.*
AGRICULTURE / RURAL DEVELOPMENT				
Application Window Rural Broadband Access Loans and Loan Guarantees Program FY19 Impacts: Nationwide	RUS	RUS is accepting applications for the FY19 Rural Broadband Access Loans and Loan Guarantees Program. RUS encourages applications that will support recommendations made in the "Rural Prosperity Task Force Report."	09/30/19 (Application window closes)	*83 FR 57406, November 15, 2018*

WGA monthly *Regulatory Report: Upcoming Federal Actions* is provided gratis or at a reduced rate as a benefit to most WGA sponsors and for sale to the general public. The information contained in this report is confidential and is intended only for use of official subscribers to this report. It is the property of the Western Governors' Association. Unauthorized use, disclosure, or copying of this communication is strictly prohibited.

AMERICAN OVERSIGHT

NV-DA-20-0615-A-000607

To subscribe to the report please contact Toni Vigil McCammon at tvigil@westgov.org. If you have received this communication in error, please notify Toni immediately and destroy this e-mail including all attachments.

AMERICAN OVERSIGHT

FEDERAL REGULATORY EVENTS CALENDAR

December 1, 2018

Included in this calendar are a variety of meetings, sponsored by relevant agencies, which relate to the following policy topics:

- Air Quality
- Conservation / Endangered Species Act
- Electricity
- Energy
- Environmental Management
- Fisheries
- Health Care
- Invasive Species
- Nuclear
- Resource (Natural) Management
- Telecommunications
- Transportation
- Water

Updated through 11/30/18: Chronological listing by effective date within topics.

DECEMBER	**2018**			
Rule	*Agency*	*Description*	*Deadline*	*Submit Info.*
AIR QUALITY				

AMERICAN OVERSIGHT

Meeting Chartered Clean Air Scientific Advisory Committee Impacts: Nationwide	EPA	Meeting: Chartered Clean Air Scientific Advisory Committee. Topic: Peer review of EPA's "*Integrated Science Assessment for Particulate Matter (External Review Draft – October 2018*)."	12/12/18 (9 a.m. – 5:30 p.m.) 12/13/18 (8:30 a.m. – 3:30 p.m.) (1700 Jefferson Davis Hwy., Arlington, VA)	*83 FR 55529, November 6, 2018*
CONSERVATION / ESA				
Meeting North American Wetlands Conservation Council Neotropical Migratory Bird Conservation Advisory Group Impacts: Nationwide	FWS	Meeting: North American Wetlands Conservation Council's Neotropical Migratory Bird Conservation Advisory Group. Agenda: See here.	Advisory Group: 12/11/18 (8:30 a.m. – 4:30 p.m.) Council: 12/12/18 (8:30 a.m. – 4:30 p.m.) (1133 15th St., NW, #1000, WDC)	*83 FR 43702, August 27, 2018*
ELECTRICITY				
Meeting Variable Refrigerant Flow Multi-Split Air Conditioners and Heat Pumps Working Group Impacts: Nationwide	DOE / EERE	Meeting: Variable Refrigerant Flow Multi-Split Air Conditioners and Heat Pumps Working Group. Agenda: See here.	12/05/18 through 12/06/18 (9 a.m. – 5 p.m. daily) (250 E St. SW, #7008, WDC)	*83 FR 45052, September 5, 2018*
ENERGY				

AMERICAN OVERSIGHT

Meeting National Petroleum Council Impacts: Nationwide	DOE	Meeting: National Petroleum Council. Agenda: See here.	12/04/18 (9 – 11:30 a.m.) (923 16th St., NW, WDC)	*83 FR 58239, November 19, 2018*
Meeting Fusion Energy Sciences Advisory Committee Impacts: Nationwide	DOE	Meeting: Fusion Energy Sciences Advisory Committee. . Agenda: See here.	12/06/18 (8:30 a.m. – 5 p.m.) 12/07/18 (8:30 a.m. – Noon) (940 Rose Ave., North Bethesda, MD)	*83 FR 58766, November 21, 2018*
Meeting Low-Emission Spray Combustion Unit for Oil Spill Response Impacts: Nationwide	BSEE	Meeting: BSEE. Topic: Advancement of a low-emission spray combustion unit for responding to oil spills.	12/10/18 (9 – 11 a.m.) (1201 Elmwood Park Blvd., #121, New Orleans, LA)	*83 FR 54608, October 30, 2018*
2018 Oil and Gas Lease Sale Impacts: AK	BLM	BLM's AK State Office will hold an oil and gas lease sale bid opening for 254 tracts in the National Petroleum Reserve.	12/10/18 (10 a.m.) (222 W. 7th Ave., #13; Anchorage, AK)	*83 FR 56097, November 9, 2018*
Meeting Hydrogen and Fuel Cell Technical Advisory Committee Impacts: Nationwide	DOE	Meeting: Hydrogen and Fuel Cell Technical Advisory Committee. Agenda: See here.	12/12/18 (8:30 a.m.– 5:15 p.m.) 12/13/18 (8:30 a.m.– Noon) (901 D St., SW, #930, WDC)	*83 FR 54732, October 31, 2018*

AMERICAN OVERSIGHT

ENVIRONMENTAL MANAGEMENT				
Meeting FIFRA Scientific Advisory Panel Impacts: Nationwide	EPA	Meeting: FIFRA Scientific Advisory Panel. Agenda: See here.	12/04/18 through 12/07/18 (9 a.m. – 5 p.m.) (2777 S. Crystal Dr., Arlington, VA)	EPA–HQ–OPP–2018–0517 *83 FR 39087, August 8, 2018*
Meeting Office of Research and Development Board of Scientific Counselors Homeland Security Subcommittee Impacts: Nationwide	EPA	Meeting: Office of Research and Development's Board of Scientific Counselors Homeland Security Subcommittee. Agenda: See here.	12/12/18 through 12/13/18 (8 a.m. – 5 p.m. daily) 12/14/18 (8 a.m. – 1 p.m.) (109 T.W. Alexander Dr., Research Triangle Park, NC)	EPA–HQ–ORD–2015–0765 *83 FR 55527, November 6, 2018*
FISHERIES				
Webinar Meeting Pacific Fishery Management Council Impacts: CA, OR, WA	NMFS	Webinar meeting: Pacific Fishery Management Council. Agenda: See here.	12/14/18 (10 a.m. – Noon PT) (Webinar link here / ID 528–106–707) (Call-in: 1.213.929. 4232 / code 308-416–601)	*83 FR 60823, November 27, 2018*
HEALTH CARE				
Webcast Meeting Tick-Borne Disease Working Group Impacts: Nationwide	HHS	Webcast meeting: Tick-Borne Disease Working Group. Agenda: See here.	12/03/18 (1 – 4 p.m. ET) (Webcast instructions	*83 FR 55553, November 6, 2018*

AMERICAN OVERSIGHT

			to post a week in advance here.)	
Town Hall Meeting FY20 Applications for New Medical Services and Technologies Add-On Payments Impacts: Nationwide	CMS	Town hall meeting: CMS. Topic: FY20 applications for new medical services and technologies add-on payments.	12/04/18 (9 a.m.) (7500 Security Blvd., Baltimore, MD)	*83 FR 50379, October 5, 2018*
Meeting: Circulatory System Devices Panel of the Medical Devices Advisory Committee Impacts: Nationwide	FDA	Meeting: Circulatory System Devices Panel of the Medical Devices Advisory Committee. Agenda: See here.	12/04/18 (8 a.m. – 6 p.m.) (620 Perry Pkwy., Salon A, B, C and D, Gaithersburg, MD)	FDA–2018–N–1726 *83 FR 54359, October 29, 2018*
Meeting Science Advisory Board National Center for Toxicological Research Advisory Committee Impacts: Nationwide	FDA	Meeting: Science Advisory Board to the National Center for Toxicological Research Advisory Committee. Agenda: See here.	12/04/18 (8 a.m. – 5:45 p.m.) 12/05/18 (8 – 11:30 a.m.) (1 World Ave., Little Rock, AR)	FDA–2018–N–3844 *83 FR 54756, October 31, 2018*
Meeting Board of Scientific Counselors, National Center for Health Statistics Impacts: Nationwide	CDC	Meeting: Board of Scientific Counselors, National Center for Health Statistics. Agenda: See here.	12/04/18 (11 a.m. – 5:30 p.m.) 12/05/18 (8:30 a.m. – 1 p.m.) (3311 Toledo Rd., Hyattsville, MD)	*83 FR 53251, October 22, 2018*
Meeting	HRSA	Meeting: Advisory	12/04/18	*83 FR 58260, November 19, 2018*

AMERICAN OVERSIGHT

Advisory Committee on Infant Mortality Impacts: Nationwide		Committee on Infant Mortality. Agenda: See here.	(9 a.m. – 5 p.m.) 12/05/18 (9 a.m. – 3:30 p.m.) (5600 Fishers Lane, #5W11, Rockville, MD)	
Hearing Role for Drug Therapies Impacts: Nationwide	FDA	Hearing: FDA. Topic: Role for drug therapies.	12/05/18 (9 a.m. – 5 p.m.) (10903 New Hampshire Ave., Bldg. 31-Great Room A, Silver Spring, MD)	FDA–2018–N–3952 *83 FR 55318, November 5, 2018*
Meeting Office of Infectious Diseases Board of Scientific Counselors Impacts: Nationwide	CDC	Meeting: Office of Infectious Diseases' Board of Scientific Counselors. Agenda: See here.	12/05/18 (8:30 a.m. – 5 p.m.) 12/06/18 (8:30 a.m. – Noon) (1600 Clifton Rd., NE, Bldg. 19-B3, Atlanta, GA) (Call-in: 1.877.951. 7311 / code 4123441)	*83 FR 55888, November 8, 2018*
Meeting Interagency Steering Committee on Radiation Standards Impacts: Nationwide	EPA	Meeting: Interagency Steering Committee on Radiation Standards. Agenda: See here.	12/06/18 (1 – 4:30 p.m.) (1201 Constitution Ave., NW, #1153, WDC)	*83 FR 57476, November 15, 2018*
Workshop	FDA	Workshop: FDA.	12/06/18	FDA–2018–N–3693 *83 FR 55188, November 2, 2018*

AMERICAN OVERSIGHT

Produce Development in Hemophilia Impacts: Nationwide		Topic: Produce development in hemophilia.	(8:30 a.m. – 4:30 p.m.) (10903 New Hampshire Ave., Bldg. 31-1503, Silver Spring, MD)	
Meeting Advisory Commission on Childhood Vaccines Impacts: Nationwide	HRSA	Meeting: Advisory Commission on Childhood Vaccines. Agenda: See here.	12/06/18 (10 a.m. ET) (Call-in: 1.800.988. 0218 / Leader Dr. Narayan Nair / code 9302948.2)	*83 FR 61657, November 30, 2018*
Meeting DHS Data Privacy and Integrity Advisory Committee Impacts: Nationwide	HHS	Meeting: DHS Data Privacy and Integrity Advisory Committee. Agenda: See here.	12/10/18 (1 – 4 p.m.) (90 K St., NE, #1204, WDC)	DHS–2018–0066 *83 FR 56089, November 9, 2018*
Meeting Physician-Focused Payment Model Technical Advisory Committee Impacts: Nationwide	HHS	Meeting: Physician-Focused Payment Model Technical Advisory Committee. Agenda: See here.	12/10/18 through 12/11/18 (Noon – 5 p.m. daily) (200 Independence Ave., SW, WDC) (Register here.)	*83 FR 5109, February 5, 2018*
Hearing Drug Development Tool Process Under the 21st Century Cures Act and Prescription Drug User Fee Act V Impacts: Nationwide	FDA	Hearing: FDA. Topic: "Drug development tool process under the *21st Century Cures Act and Prescription Drug User Fee Act V."*	12/11/18 (9 a.m. – 5 p.m.) (10903 New Hampshire Ave., Bldg. 31-1503A, Silver Spring, MD)	FDA–2018–N–4100 *83 FR 56347, November 13, 2018*

AMERICAN OVERSIGHT

Meeting Advisory Council for the Elimination of Tuberculosis Impacts: Nationwide	CDC	Meeting: Advisory Council for the Elimination of Tuberculosis. Agenda: See here.	12/11/18 (8:30 a.m. – 4:30 p.m.) 12/12/18 (8:30 a.m. – Noon) (8 Corporate Blvd., Bldg. 8-1–A/B/C, Atlanta, GA) (Call-in: 1.877.927. 1433 / code 12016435)	*83 FR 55172, November 2, 2018*
Meeting Board of Scientific Counselors, National Center for Injury Prevention and Control Impacts: Nationwide	CDC	Meeting: Board of Scientific Counselors, National Center for Injury Prevention and Control. Agenda: See here.	12/12/18 (9 a.m. – 4:30 p.m.) (4770 Buford Hwy., Bldg. 106-1-A, Atlanta, GA) (Call-in: 1.888.780. 9652 / code 8435823)	*83 FR 55171, November 2, 2018*
Meeting Advisory Board on Radiation and Worker Health Impacts: Nationwide	CDC / NIOSH	Meeting: Advisory Board on Radiation and Worker Health. Agenda: See here.	12/12/18 (8:30 – 5:30 p.m.) 12/13/18 (8:15 – 2:30 p.m.) (300 N. Harbor Dr., Redondo Beach, CA) (Call-in: 1. 866.659. 0537 / code 99337010)	*83 FR 55171, November 2, 2018*
Hearing Committee on Vital and Health Statistics	HHS	Hearing: Committee on Vital and Health Statistics.	12/12/18 (9 a.m. – 5 p.m.) 12/13/18	*83 FR 53276, October 22, 2018*

AMERICAN OVERSIGHT

Impacts: Nationwide		Topic: Standards, code sets and identifiers to support the exchange of electronic health information for retail pharmacy and medical transactions.	(9 a.m. – 1 p.m.) (2500 Calvert St., NW, WDC)	
Teleconference National Biodefense Science Board Impacts: Nationwide	HRSA	Teleconference: National Biodefense Science Board. Agenda: See here.	12/13/18 (2 – 4 p.m. ET) (Register here.)	*83 FR 58261, November 19, 2018*
Joint Meeting Drug Products Advisory Committee Drug Safety and Risk Management Advisory Committee Impacts: Nationwide	FDA	Joint meeting: Drug Products Advisory Committee & Drug Safety and Risk Management Advisory Committee. Agenda: See here.	12/17/18 through 12/18/18 (8 a.m. daily) (10903 New Hampshire Ave., Bldg. 31-1503, Silver Spring, MD)	FDA–2018–N–3805 *83 FR 53638, October 24, 2018*
INVASIVE SPECIES				
Meeting Aquatic Nuisance Species Task Force Impacts: Nationwide	FWS	Meeting: Aquatic Nuisance Species Task Force. Agenda: See here.	12/12/18 through 12/13/18 (8 a.m. – 5 p.m. daily) (5275 Leesburg Pike, Falls Church, VA)	FWS–HQ–FAC–2018–N135 *83 FR 61667, November 30, 2018*
NUCLEAR				
Meeting Environmental Management Site-Specific Advisory Board, Hanford	NRC	Meeting: Environmental Management Site-Specific Advisory Board, Hanford. Agenda: See here.	12/05/18 (8:30 a.m. – 4:30 p.m.) 12/06/18	*83 FR 56834, November 14, 2018*

AMERICAN OVERSIGHT

Impacts: WA			(8:30 – 11:30 a.m.) (802 George Washington Way, Richland, WA)	
Meeting Advisory Committee on Reactor Safeguards Impacts: Nationwide	NRC	Meeting: Advisory Committee on Reactor Safeguards. Agenda: See here.	12/05/18 through 12/08/18 (8:30 a.m. daily) (11601 Landsdown St., North Bethesda, MD)	*83 FR 58606, November 20, 2018*
RESOURCE MANAGEMENT				
Meeting National Park System Advisory Board Impacts: Nationwide	NPS	Meeting: National Park System Advisory Board. Agenda: See here.	12/05/18 (9:30 a.m. – 5:00 p.m.) (515 20th St., NW, WDC)	NPS–WASO–D–COS–POL–26833 *83 FR 61168, November 28, 2018*
Meeting Northwest Resource Advisory Council Impacts: CO	BLM	Meeting: Northwest Resource Advisory Council. Agenda: See here.	12/06/18 (8 a.m. – 3 p.m.) (2300 River Frontage Rd., Silt, CO)	*83 FR 54372, October 29, 2018*
Meeting Na Hoa Pili O Kaloko-Honokohau National Historical Park Advisory Commission Impacts: HI	NPS	Meeting: Na Hoa Pili O Kaloko-Honokohau National Historical Park Advisory Commission. Agenda: See here.	12/07/18 (9:30 a.m. – 2:30 p.m.) (Kaloko-Honokohau National Historical Park Kaloko Picnic area, Kailua Kona, HI)	NPS–PWR–KAHO–26895 *83 FR 59412, November 23, 2018*
	BLM		12/12/18	

AMERICAN OVERSIGHT

Meeting AZ Resource Advisory Council Impacts: AZ		Meeting: AZ Resource Advisory Council. Agenda: See here.	(8:30 a.m. – 4 p.m.) (One North Central Ave., #800, Phoenix, AZ)	*83 FR 54371, October 29, 2018*
Meeting CA Desert District Advisory Council Impacts: CA	BLM	Meeting: CA Desert District Advisory Council. Agenda: See here.	12/14/18 through 12/15/18 (10 a.m. – 5 p.m.) (901 China Lake Blvd., Ridgecrest, CA)	*83 FR 57746, November 16, 2018*
TELECOM				
Meeting North American Numbering Council Impacts: Nationwide	FCC	Meeting: North American Numbering Council. Agenda: See here.	12/04/18 (9:30 a.m.) (445 12th St., SW-#5–C162, WDC)	*83 FR 56324, November 13, 2018*
Meeting Technological Advisory Council Impacts: Nationwide	FCC	Meeting: Technological Advisory Council. Agenda: See here.	12/05/18 (10 a.m. – 4 p.m.) (445 12th St., SW, WDC)	*83 FR 54925, November 1, 2018*
Meeting Broadband Deployment Advisory Committee Impacts: Nationwide	FCC	Meeting: Broadband Deployment Advisory Committee. Agenda: See here.	12/06/18 through 12/07/18 (9 a.m.) (445 12th St., SW, #TW–C305, WDC)	*83 FR 58249, November 19, 2018*
Webinar BroadbandUSA Impacts: Nationwide	NTIA	Webinar: BroadbandUSA. Agenda: See here.	12/12/18 (2 – 3 p.m.) (Register here).	*83 FR 49067, September 28, 2018*

AMERICAN OVERSIGHT

Meeting Communications Security, Reliability and Interoperability Council Impacts: Nationwide	FCC	Meeting: Communications Security, Reliability and Interoperability Council. Agenda: See here.	12/13/18 (1 – 5 p.m.) (445 12th St., SW, # TW–C305, WDC)	*83 FR 56843, November 14, 2018*
TRANSPORTATION				
Meeting Motorcyclist Advisory Council Impacts: Nationwide	FHWA	Meeting: Motorcyclist Advisory Council. Agenda: See here.	12/12/18 (8 a.m. – 4:30 p.m.) (1310 N. Courthouse Rd., #300, Arlington, VA)	*83 FR 60938, November 27, 2018*
Meeting Aviation Rulemaking Advisory Committee Impacts: Nationwide	FAA	Meeting: Aviation Rulemaking Advisory Committee. Agenda: See here.	12/13/18 (1 p.m.) (800 Independence Ave., SW, McCracken Rm., WDC)	*83 FR 56895, November 14, 2018*
WATER				
Meeting National Drinking Water Advisory Council Impacts: Nationwide	EPA	Meeting: National Drinking Water Advisory Council. Agenda: See here.	12/06/18 (9:30 a.m. – 4:15 p.m.) 12/07/18 (8:45 a.m. – 12:30 p.m.) (1201 Constitution Ave., NW, WJC South #6226, WDC)	*83 FR 57725, November 16, 2018*

AMERICAN OVERSIGHT

Meeting National Sea Grant Advisory Board Impacts: Nationwide	NOAA	Meeting: National Sea Grant Advisory Board. Agenda: See here.	12/10/18 (4 – 5:30 p.m.) (1315 East-West Highway, Bldg. 3-01215, Silver Spring, MD)	*83 FR 54723, October 31, 2018*
JANUARY	**2019**			
Rule	*Agency*	*Description*	*Deadline*	*Submit Info.*
AIR QUALITY				
Meeting Mobile Sources Technical Review Subcommittee Impacts: Nationwide	EPA	Meeting: Mobile Sources Technical Review Subcommittee. Agenda: See here.	01/10/19 (9 a.m. – 4:30 p.m.) (1500 New Hampshire Ave. NW, WDC)	*83 FR 53241, October 22, 2018*
ENVIRONMENTAL MANAGEMNET				
Meeting TSCA Science Advisory Committee on Chemicals Impacts: Nationwide	EPA	Meeting: TSCA Science Advisory Committee on Chemicals. Agenda: See here.	01/08/19 (2 – 4 p.m.) (Virtual meeting. Go here to register.)	EPA–HQ–OPPT–2018–0604 *83 FR 61629, November 30, 2018*
Meeting TSCA Science Advisory Committee on Chemicals Impacts: Nationwide	EPA	Meeting: TSCA Science Advisory Committee on Chemicals. Agenda: See here.	01/30/19 through 02/01/19 (9 a.m. – 5 p.m.) (May be watched via webcast. Go here for information.)	EPA–HQ–OPPT–2018–0604 *83 FR 61629, November 30, 2018*

AMERICAN OVERSIGHT

HEALTH CARE				
Joint Meeting Arthritis Advisory Committee and the Drug Safety Risk Management Advisory Committee Impacts: Nationwide	FDA	Joint meeting: Arthritis Advisory Committee & Drug Safety and Risk Management Advisory Committee. Agenda: See here.	01/11/19 (8 a.m. – 5 p.m.) (3501 University Blvd. East, Hyattsville, MD)	FDA–2018–N–4227 *83 FR 61651, November 30, 2018*
Meeting Bone, Reproductive and Urologic Drugs Advisory Committee Impacts: Nationwide	FDA	Meeting: Bone, Reproductive and Urologic Drugs Advisory Committee. Agenda: See here.	01/16/19 (8 a.m. – 5 p.m.) (10903 New Hampshire Ave., Bldg. 31-1503, Silver Spring, MD)	FDA–2018–N–4116 *83 FR 61650, November 30, 2018*
Meeting Endocrinologic and Metabolic Drugs Advisory Committee Impacts: Nationwide	FDA	Meeting: Endocrinologic and Metabolic Drugs Advisory Committee. Agenda: See here.	01/17/19 (8 a.m. – 5 p.m.) (10903 New Hampshire Ave., Bldg. 31-1503, Silver Spring, MD)	FDA–2018–N–4282 *83 FR 61642, November 30, 2018*
Meeting 2019 Vessel Sanitation Program Impacts: Nationwide	CDC	Meeting: CDC. Topic: 2019 Vessel Sanitation Program.	01/19/19 (9 a.m. – 4 p.m.) (1717 N. Bayshore Dr., Miami, FL)	CDC–2018–0101 *83 FR 54754, October 31, 2018*
Meeting Electronic Submission of Adverse Event Reports to the FDA Adverse Event Reporting System	FDA	Meeting: FDA. Topic: Electronic submission of adverse event reports to the FDA Adverse Event Reporting System using	01/25/19 (9 a.m. – 4 p.m.) (10903 New Hampshire Ave.,	FDA–2018–N–4002 *83 FR 57732, November 16, 2018*

AMERICAN OVERSIGHT

Impacts: Nationwide		International Council for Harmonisation E2B(R3) standards.	Bldg. 31-1503, Silver Spring, MD)	
Meeting Presidential Advisory Council on Combating Antibiotic-Resistant Bacteria Impacts: Nationwide	HHS	Meeting: Presidential Advisory Council on Combating Antibiotic-Resistant Bacteria. Agenda: See here.	01/30/19 through 01/31/19 (9 a.m. – 5 p.m. daily) (200 Independence Ave., SW, Great Hall, WDC)	*83 FR 59388, November 23, 2018*
RESOURCE MANAGEMENT				
Meeting Southwest Resource Advisory Council Impacts: CO	BLM	Meeting: Southwest Resource Advisory Council. Agenda: See here.	01/11/19 (9 a.m. – 4 p.m.) (2465 S. Townsend Ave., Montrose, CO)	*83 FR 53497, October 23, 2018*
TELECOM				
Meeting NV Broadband Workshop Impacts: NV	NTIA	Meeting: NV Broadband Workshop. Agenda: See here.	01/11/19 (9 a.m. – 3 p.m.) (401 S. Carson St., Carson City, NV)	*83 FR 57721, November 16, 2018*
Virtual Meeting BroadbandUSA Impacts: Nationwide	NTIA	NTIA, as part of its BroadbandUSA program, is hosting a series of monthly webinars on how to accelerate broadband connectivity, improve digital inclusion, strengthen policies and support local priorities.	01/16/19 (2 – 3 p.m.) (Register here.)	*83 FR 33211, July 17, 2018*
FEBRUARY	**2019**			

AMERICAN OVERSIGHT

Rule	*Agency*	*Description*	*Deadline*	*Submit Info.*
HEALTH CARE				
Workshop Evaluating the Pressor Effects of Drugs Impacts: Nationwide	FDA	Workshop: FDA. Topic: Evaluating the pressor effects of drugs.	02/04/19 (8:30 a.m. – 5 p.m.) (1777 F St., NW, WDC)	FDA–2018–N–3692 *83 FR 57490, November 15, 2018*
TELECOM				
Virtual Meeting BroadbandUSA Impacts: Nationwide	NTIA	NTIA, as part of its BroadbandUSA program, is hosting a series of monthly webinars on how to accelerate broadband connectivity, improve digital inclusion, strengthen policies and support local priorities.	02/20/19 (2 – 3 p.m.) (Register here.)	*83 FR 33211, July 17, 2018*
MARCH	**2019**			
Rule	*Agency*	*Description*	*Deadline*	*Submit Info.*
RESOURCE MANAGEMENT				
Meeting Southwest Resource Advisory Council Impacts: CO	BLM	Meeting: Southwest Resource Advisory Council. Agenda: See here.	03/08/19 (9 a.m. – 4 p.m.) (29211 Hwy. 184, Dolores, CO)	*83 FR 53497, October 23, 2018*
TELECOM				

AMERICAN OVERSIGHT

Virtual Meeting BroadbandUSA Impacts: Nationwide	NTIA	NTIA, as part of its BroadbandUSA program, is hosting a series of monthly webinars on how to accelerate broadband connectivity, improve digital inclusion, strengthen policies and support local priorities.	03/20/19 (2 – 3 p.m.) (Register here.)	*83 FR 33211, July 17, 2018*
APRIL	**2019**			
Rule	*Agency*	*Description*	*Deadline*	*Submit Info.*
HEALTH CARE				
Meeting Prescription Drug User Fee Act of 2017; Electronic Submissions and Data Standards Impacts: Nationwide	FDA	Meeting: FDA Topic: *Prescription Drug User Fee Act of 2017 – e*lectronic submissions and data standards.	04/10/19 (9 a.m. – 4 p.m.) (10903 New Hampshire Ave., Bldg. 31-1503A, Silver Spring, MD)	FDA–2018–N–4337 *83 FR 61385, November 29, 2018*
TELECOM				
Virtual Meeting BroadbandUSA Impacts: Nationwide	NTIA	NTIA, as part of its BroadbandUSA program, is hosting a series of monthly webinars on how to accelerate broadband connectivity, improve digital inclusion, strengthen policies and support local priorities.	04/17/19 (2 – 3 p.m.) (Register here.)	*83 FR 33211, July 17, 2018*
MAY	**2019**			

AMERICAN OVERSIGHT

Rule	*Agency*	*Description*	*Deadline*	*Submit Info.*
CONSERVATION / ESA				
Meeting Conference of the Parties to the Convention on International Trade in Endangered Species of Wild Fauna and Flora Impacts: Nationwide	FWS	Meeting: Conference of the Parties to the Convention on International Trade in Endangered Species of Wild Fauna and Flora.	05/23/19 through 06/03/19 (Agenda details, location, etc. TBA) (Colombo, Sri Lanka)	*83 FR 49421, October 1, 2018*
TELECOM				
Virtual Meeting BroadbandUSA Impacts: Nationwide	NTIA	NTIA, as part of its BroadbandUSA program, is hosting a series of monthly webinars on how to accelerate broadband connectivity, improve digital inclusion, strengthen policies and support local priorities.	05/15/19 (2 – 3 p.m.) (Register here.	*83 FR 33211, July 17, 2018*
JUNE	**2019**			
Rule	*Agency*	*Description*	*Deadline*	*Submit Info.*
TELECOM				
Virtual Meeting BroadbandUSA Impacts: Nationwide	NTIA	NTIA, as part of its BroadbandUSA program, is hosting a series of monthly webinars on how to accelerate broadband connectivity, improve digital inclusion,	06/19/19 (2 – 3 p.m.) (Register here.)	*83 FR 33211, July 17, 2018*

AMERICAN OVERSIGHT

		strengthen policies and support local priorities.		
JULY	**2019**			
Rule	*Agency*	*Description*	*Deadline*	*Submit Info.*
HEALTH CARE				
Meeting Electronic Submission of Adverse Event Reports to the FDA Adverse Event Reporting System Impacts: Nationwide	FDA	Meeting: FDA. Topic: Electronic submission of adverse event reports to the FDA Adverse Event Reporting System using International Council for Harmonisation E2B(R3) standards.	07/17/19 (9 a.m. – 4 p.m.) (10903 New Hampshire Ave., Bldg. 31-1503, Silver Spring, MD)	FDA–2018–N–4002 *83 FR 57732, November 16, 2018*
TELECOM				
Virtual Meeting BroadbandUSA Impacts: Nationwide	NTIA	NTIA, as part of its BroadbandUSA program, is hosting a series of monthly webinars on how to accelerate broadband connectivity, improve digital inclusion, strengthen policies and support local priorities.	07/17/19 (2 – 3 p.m.) (Register here.)	*83 FR 33211, July 17, 2018*
AUGUST	**2019**			
Rule	*Agency*	*Description*	*Deadline*	*Submit Info.*
TELECOM				

AMERICAN OVERSIGHT

Virtual Meeting BroadbandUSA Impacts: Nationwide	NTIA	NTIA, as part of its BroadbandUSA program, is hosting a series of monthly webinars on how to accelerate broadband connectivity, improve digital inclusion, strengthen policies and support local priorities.	08/20/19 (2 – 3 p.m.) (Register here.)	*83 FR 33211, July 17, 2018*
SEPTEMBER	**2019**			
Rule	*Agency*	*Description*	*Deadline*	*Submit Info.*
TELECOM				
Virtual Meeting BroadbandUSA Impacts: Nationwide	NTIA	NTIA, as part of its BroadbandUSA program, is hosting a series of monthly webinars on how to accelerate broadband connectivity, improve digital inclusion, strengthen policies and support local priorities.	09/18/19 (2 – 3 p.m.) (Register here.)	*83 FR 33211, July 17, 2018*

The WGA monthly *Federal Regulatory Events Calendar* is provided gratis or at a reduced rate as a benefit to most WGA sponsors and for sale to the general public. The information contained in this report is confidential and is intended only for use of official subscribers to this report. It is the property of Western Governors' Association. Unauthorized use, disclosure, or copying of this communication is strictly prohibited.

To subscribe to the report please contact Toni Vigil at *tvigil@westgov.org*. If you have received this communication in error, please notify Toni immediately and destroy this e-mail including all attachments.

AMERICAN OVERSIGHT

FEDERAL REGULATORY REPORT-- ACTIONS FINALIZED

December 1, 2018

Below is a list of some of the key "final actions" -- published by federal agencies in the past month -- with consequences for the Western region. This month's report includes items within the following topic areas:

- Agriculture / Rural Development
- Air Quality
- Conservation / Endangered Species Act
- Electricity
- Energy
- Environmental Management
- Fisheries
- Health Care
- Indian Affairs
- Nuclear Energy / Waste
- Regulatory Affairs
- Resource (Natural) Management
- Telecommunications
- Transportation
- Waste Management
- Water

Please note that the specific effective dates for individual items may extend several months into the future.

Updated through 11/30/18: Chronological listing by effective date within topics.

NOVEMBER	**2018**			
Rule	*Agency*	*Description*	*Effective Date*	*Notes*

AMERICAN OVERSIGHT

AGRICULTURE / RURAL DEVELOPMENT				
Modification of Handling Regulations Irish Potatoes Grown in Certain Designated Counties in ID and OR Impacts: ID, OR	USDA / AMS	Rule implementing a recommendation from the ID-Eastern OR Potato Committee to revise the varietal classifications that determine the size requirements for Irish potatoes grown in certain designated counties of ID and OR.	11/02/18	AMS–SC–17–0077 *83 FR 49776, October 3, 2018*
Semiannual Regulatory Agenda Impacts: Nationwide	USDA	USDA's semiannual agenda of rules scheduled for review or development between fall 2018 and fall 2019. The *Regulatory Flexibility Act* and Executive Order 12866 require publication of the agenda.	11/16/18	*83 FR 57992, November 16, 2018*
Container Requirement Oranges and Grapefruit Grown in Lower Rio Grande Valley Impacts: TX	USDA / AMS	Rule implementing a recommendation to change the container requirements under the Marketing Order for oranges and grapefruit grown in the Lower Rio Grande Valley.	11/19/18	AMS–SC–17–0049; SC17–906–2 FR *83 FR 52944, October 19, 2018*
National Marketing Order Adjustment of Representation / United Soybean Board Impacts: Nationwide	USDA / AMS	Rule adjusting the number of members on the United Soybean Board to reflect changes in production levels that have occurred since the Board was last reapportioned in 2015.	11/23/18	AMS–LPS–18–0015 *83 FR 53365, October 23, 2018*

AMERICAN OVERSIGHT

Marketing Order Raisins Produced from CA Grapes Impacts: CA	USDA / AMS	Rule amending Marketing Order No. 989, which regulates the handling of raisins produced from grapes grown in CA.	11/26/18	AO–FV–16–0016; AMS–SC–16– 0011; SC16–989–1 *83 FR 53965, October 26, 2018*
AIR QUALITY				
Air Quality State Implementation Plans Construction Permits and Approvals Program Impacts: KS	EPA	Approval of revisions to the KS CAA SIP relating to the state's CAA 112(l) program.	11/02/18	EPA–R07–OAR–2017–0512 *83 FR 49826, October 3, 2018*
CO, PB, NO2, Ozone, SO2 NAAQS Lane County Impacts: OR	EPA	Approval of specific changes to the OR CAA SIP. as it applies in Lane County. The revisions (submitted 08/29/14, 03/27/18) are related to the criteria pollutants for which the EPA has established NAAQS.	11/05/18	EPA–R10–OAR–2018–0238 *83 FR 50274, October 5, 2018*
NSR Permitting Program San Diego County Air Pollution Control District Impacts: CA	EPA	Approval / conditional approval of revisions to the San Diego County Air Pollution Control District portion of the CA CAA SIP. Revisions concern the District's New Source Review (NSR) permitting program for new and modified sources of air pollution under CAA section 110(a)(2)(C) and part D of title I.	11/05/18	EPA–R09–OAR–2018–0233 *83 FR 50007, October 4, 2018*

AMERICAN OVERSIGHT

FACA Charter Renewal Clean Air Act Advisory Committee Impacts: Nationwide	EPA	Renewal of FACA charter for the Clean Air Act Advisory Committee.	11/13/18	*83 FR 56322, November 13, 2018*
Ozone NAAQS Regulatory Corrections Impacts: Nine States Including CA and MT	EPA	Correction of errors in the regulatory text regarding the designation of certain areas in nine states for the 2015 ozone NAAQS. The designation rules were signed by the EPA Administrator on 11/06/17 and 04/30/18. The affected areas include some within CA and MT.	11/15/18	EPA–HQ–OAR–2017–0548 *83 FR 52157, October 16, 2018*
Reconsideration Prevention of Significant Deterioration and Nonattainment New Source Review Aggregation Impacts: Nationwide	EPA	Denial of recon-sideration of a rule issued 01/15/09: "*Prevention of Significant Deterioration and Nonattainment New Source Review: Aggregation and Project Netting.*" Petition regarded treating related physical or operational changes as a single "modification" for the purpose of determining NSR applicability at a stationary source.	11/15/18	EPA–HQ–OAR–2003–0064 *83 FR 57324, November 15, 2018*
Regional Haze FIP Reid Gardner Generating Station Impacts: NV	EPA	Approval of NV's request to rescind a Regional Haze Federal Implementation Plan that regulates air pollutant emissions from Reid	11/26/18	EPA–R09–OAR–2018–0221 *83 FR 54053, October 26, 2018*

AMERICAN OVERSIGHT

		Gardner Generating Station Units 1, 2 and 3. EPA is approving the request because RGGS Units 1–3 have been permanently decommissioned and are being dismantled and demolished.		
National Emission Standards for Hazardous Air Pollutants and New Source Performance Standards Petroleum Refineries Impacts: Nationwide	EPA	Amendments to the petroleum refinery National Emission Standards for Hazardous Air Pollutants (NESHAP) and to the New Source Performance Standards (NSPS) for petroleum refineries to clarify the requirements of these rules and to make technical corrections.	11/26/18	EPA–HQ–OAR–2010–068 *83 FR 60696, November 26, 2018*
Waste Prevention, Production Subject to Royalties, and Resource Conservation Rescission or Revision of Certain Requirements Impacts: Nationwide	BLM	Revision of BLM regulations, as amended by the 11/16/18 rule "*Waste Prevention, Production Subject to Royalties, and Resource Conservation.*"	11/27/18	*83 FR 49184, September 28, 2018*
CONSERVATION / ESA				
ESA Delisting Deseret Milkvetch Impacts: UT	FWS	Delisting under ESA of Deseret Milkvetch.	11/19/18	FWS–R6–ES–2016–0013 *83 FR 52775, October 18, 2018*
ELECTRICITY				

AMERICAN OVERSIGHT

Specifications and Drawings for Underground Electric Distribution Impacts: Nationwide	RUS	Amendment to RUS regulations for electric standards and specifications in Bulletin 1728F–806 (D–806): "*Specifications and Drawings for Underground Electric Distribution,"* which is incorporated by reference, to digitize RUS accounting, clarify RUS requirements, update current standards and practices, and improve customer service.	11/06/18	*83 FR 55465, November 6, 2018*
ENERGY				
List of Restricted Joint Bidders OCS Oil and Gas Lease Sales Impacts: OCS States	BOEM	BOEM is publishing a List of Restricted Joint Bidders restricted from bidding with any entity in any of the other following groups at OCS oil and gas lease sales to be held during the bidding period Nov. 2018, through April 2019.	11/01/18 through 04/30/19	*83 FR 55560, November 6, 2018*
Reinstatement of Terminated Oil and Gas Lease Moffat County Impacts: CO	BLM	Reinstatement of oil and gas ease COC75893 from Griffin Properties Inc. for land in Moffat County.	11/14/18	*83 FR 56867, November 14, 2018*
Accounting and Ratemaking Treatment of Accumulated Deferred Income Taxes and Treatment Following the Sale or Retirement of an Asset	FERC	FERC policy statement regarding the treatment of accumulated deferred income taxes for both accounting and ratemaking purposes as to the Commission's	11/23/18	*83 FR 59295, November 23, 2018*

AMERICAN OVERSIGHT

Impacts: Nationwide		jurisdictional public utilities, natural gas pipelines and oil pipelines, in light of the *Tax Cuts and Jobs Act of 2017*.		
ENVIRONMENTAL MANAGEMENT				
Semiannual Regulatory Agenda Impacts: Nationwide	EPA	EPA's semiannual agenda of rules scheduled for review or development between fall 2018 and fall 2019. The *Regulatory Flexibility Act* and Executive Order 12866 require publication of the agenda.	11/16/18	*83 FR 58080, November 16, 2018*
FISHERIES				
Apportionment Several Groundfish Species Bering Sea and Aleutian Islands Management Area Impacts: AK	NMFS	Apportionment of amounts of the non-specified reserve to the initial total allowable catch and total allowable catch of Aleutian Islands Greenland turbot, Bering Sea sablefish, Bering Sea and Aleutian Islands (BSAI) Alaska plaice, BSAI northern rockfish, BSAI "other flatfish," BSAI shortraker rockfish, BSAI sculpins, BSAI skates, and Central and Western Aleutian Islands blackspotted / rougheye rockfish in the Bering Sea and Aleutian Islands Management Area.	11/01/18 through 12/31/18	NOAA–NMFS–2017–0108 *83 FR 55109, November 2, 2018*
	NMFS			

AMERICAN OVERSIGHT

Prohibition in Directed Fishing Pacific Ocean Perch Eastern Aleutian District / Bering Sea and Aleutian Islands Management Area Impacts: AK		Prohibition on directed fishing for Pacific Ocean perch in the Eastern Aleutian District of the Bering Sea and Aleutian Islands Management Area (BSAI) by vessels participating in the BSAI trawl limited access fishery.	11/02/18 through 12/31/18	*83 FR 55641, November 7, 2018*
Yellowfin Sole Management Bering Sea and Aleutian Islands Impacts: AK	NMFS	Regulations to implement Amendment 116 to the Fishery Management Plan for Groundfish of the Bering Sea and Aleutian Islands Management Area. Amendment 116 limits access to the Bering Sea and Aleutian Islands (BSAI) trawl limited access sector yellowfin sole directed fishery by vessels that deliver their catch of yellowfin sole to motherships for processing.	11/05/18	*83 FR 49994, October 4, 2018*
Prohibition on Directed Fishing Atka Mackerel Bering Sea Subarea and Eastern Aleutian District Bering Sea and Aleutian Islands Management Area Impacts: AK	NMFS	Prohibition on directed fishing for Atka mackerel in the Bering Sea Subarea and Eastern Aleutian District of the Bering Sea and Aleutian Islands Management Area (BSAI) by vessels participating in the BSAI trawl limited access fishery.	11/05/18 through 12/31/18	*83 FR 55823, November 8, 2018*
2018 U.S. Territorial Longline Bigeye Tuna Catch Limits	NMFS	Specified fishing agreement that allocates up to 1,000 metric tons	11/06/18	*83 FR 55641, November 7, 2018*

AMERICAN OVERSIGHT

Impacts: CNMI		of the 2018 bigeye tuna limit for the Commonwealth of the Northern Mariana Islands (CNMI) to identified U.S. longline fishing vessels.		
Prohibition on Retention Shortraker Rockfish Central Regulatory Area / Gulf of Alaska Impacts: AK	NMFS	Prohibition on retention of shortraker rockfish in the Central Regulatory Area of the Gulf of AK.	11/09/18 through 12/31/18	*83 FR 57341, November 15, 2018*
Reallocation Pacific Cod Bering Sea and Aleutian Islands Management Area Impacts: AK	NMFS	Reallocation of projected unused amount of Pacific cod total allowable catch from vessels using jig gear, trawl catcher vessels, and American Fisheries Act catcher / processors to catcher vessels less than 60 feet length overall (using hook-and-line or pot gear) in the Bering Sea and Aleutian Islands Management Area.	11/13/18 through 12/31/18	*83 FR 56740, November 14, 2018*
Retention Prohibition Pacific Cod Central Regulatory Area / Gulf of AK Impacts: AK	NMFS	Prohibition on retention of Pacific cod by catcher / processors using trawl gear in the Central Regulatory Area of the Gulf of AK.	11/19/18 through 12/31/18	*83 FR 58754, November 21, 2018*
Community Development Quota Exchange	NMFS	Exchange of unused rock sole Community Development Quota (CDQ) for yellowfin sole CDQ acceptable	11/27/18 through 12/31/18	*83 FR 60784, November 27, 2018*

AMERICAN OVERSIGHT

Rock Sole for Yellowfin Sole Bering Sea and Aleutian Islands Management Area Impacts: AK		biological catch reserves in the Bering Sea and Aleutian Islands Management Area.		
Cost Recovery Programs Bering Sea and Aleutian Islands Management Area Impacts: AK	NMFS	2018 standard prices and fee percentages to calculate the required payment for cost recovery fees due by 12/31/18, pursuant to Amendment 80 Program, the American Fisheries Act Program, the Aleutian Islands Pollock Program, and the Western AK Community Development Quota Groundfish and Halibut Programs.	11/30/18	*83 FR 61605, November 30, 2018*
HEALTH CARE				
Clinical Chemistry and Clinical Toxicology Devices Classification of the Insulin Therapy Adjustment Device Impacts: Nationwide	FDA	Classification of the insulin therapy adjustment device into class II (special controls).	11/01/18	FDA–2018–N–3648 *83 FR 54873, November 1, 2018*
Clinical Chemistry and Clinical Toxicology Devices Classification of the Meprobamate Test System Impacts: Nationwide	FDA	Classification of the meprobamate test system into class II (special controls).	11/01/18	FDA–2018–N–3694 *83 FR 54875, November 1, 2018*

AMERICAN OVERSIGHT

Withdrawal of Proposed Rules Proposed Amendment to Performance Standard Electronic Submission of Labeling for Certain Home-Use Medical Devices Impacts: Nationwide	FDA	Withdrawal of two proposed rules: -"*Proposed Amendment to Performance Standard;"* -*"Electronic Submission of Labeling for Certain Home-Use Medical Devices."*	11/01/18	FDA–2011–N–0070 FDA– 2016–N–2491 *83 FR 54891, November 1, 2018* *81 FR 71415, October 17, 2016* *78 FR 37723, June 24, 2013*
Extension of Timeline Revisions to Requirements for Discharge Planning for Hospitals, Critical Access Hospitals, and Home Health Agencies Impacts: Nationwide	CMS	Extension of the timeline for publication of the "*Medicare and Medicaid Program; Revisions to Requirements for Discharge Planning for Hospitals, Critical Access Hospitals, and Home Health Agencies*" final rule.	11/02/18	CMS–3317–RCN *83 FR 55105, November 2, 2018*
Guidance: Nutrition and Supplement Facts Labels: Q&As Related to the Compliance Date, Added Sugars, and Declaration of Quantitative Amounts of Vitamins and Minerals Impacts: Nationwide	FDA	Guidance: "*Nutrition and Supplement Facts Labels: Q&As Related to the Compliance Date, Added Sugars, and Declaration of Quantitative Amounts of Vitamins and Minerals."*	11/05/18	FDA–2016–D–4414 *83 FR 55266, November 5, 2018*
Guidance Q&As Regarding Mandatory Food Recalls Impacts: Nationwide	FDA	Guidance: "*Q&As Regarding Mandatory Food Recalls."*	11/06/18	FDA–2015–D–0138 *83 FR 55551, November 6, 2018*

AMERICAN OVERSIGHT

Guidance Hypertension: Developing Fixed-Combination Drug Products for Treatment Impacts: Nationwide	FDA	Guidance: *"Hypertension: Developing Fixed-Combination Drug Products for Treatment."*	11/07/18	FDA–2018–D–3860 *83 FR 55728, November 7, 2018*
Determination Regarding Withdrawal from Sale AXIRON Impacts: Nationwide	FDA	Determination that AXIRON (testosterone) transdermal metered solution, 30 milligrams (mg)/1.5 milliliter (mL) actuation, was not withdrawn from sale for reasons of safety or effectiveness.	11/09/18	FDA–2018–P–2506 *83 FR 56087, November 9, 2018*
Information Collection Request Various Topics Impacts: Nationwide	OMB / FDA	Approval of various information collections various (see list here), in accordance with the *Paperwork Reduction Act.*	11/13/18	FDA–2017–N–0558 FDA– 2017–N–1315 FDA–2011–N–0776 FDA– 2018–N–3038 FDA–2018–N–0405 FDA– 2014–N–1048 FDA–2011–N–0908 FDA– 2011–N–0920 FDA–2018–N–1857 *83 FR 56347, November 13, 2018*
Revised User National Practitioner Data Bank Guidebook Impacts: Nationwide	HRSA	Publication of revised "*User National Practitioner Data Bank Guidebook."*	11/13/18	*83 FR 56354, November 13, 2018*
Guidance International Cooperation on Harmonisation of Technical Requirements for Registration of Veterinary Medicinal	FDA	Guidance: "*International Cooperation on Harmonisation of Technical Requirements for Registration of Veterinary Medicinal Products; Study Design Recommendations for*	11/14/18	FDA–2016–D–4461 *83 FR 56854, November 14, 2018*

AMERICAN OVERSIGHT

Products; Study Design Recommendations for Residue Studies in Honey for Establishing Maximum Residue Levels and Withdrawal Periods Impacts: Nationwide		*Residue Studies in Honey for Establishing Maximum Residue Levels and Withdrawal Periods."*		
Semiannual Regulatory Agenda Impacts: Nationwide	HRSA	HRSA's semiannual agenda of rules scheduled for review or development between fall 2018 and fall 2019. The *Regulatory Flexibility Act* and Executive Order 12866 require publication of the agenda.	11/16/18	*83 FR 58020, November 16, 2018*
Determination That REGITINE Not Withdrawn from Sale for Reasons of Safety or Effectiveness Impacts: Nationwide	FDA	FDA has determined that the drug products listed in this document were not withdrawn from sale for reasons of safety or effectiveness.	11/19/18	FDA–2018–N–4142 *83 FR 58257, November 19, 2018*
Report on the Performance of Drug and Biologics Firms in Conducting Post-marketing Requirements and Commitments Impacts: Nationwide	FDA	Annual "*Report on the Performance of Drug and Biologics Firms in Conducting Post-marketing Requirements and Commitments."*	11/19/18	FDA–2018–N–3771 *83 FR 58259, November 19, 2018*
National Vaccine Injury Compensation Program: Revised Amount of the Average Cost of a Health Insurance Policy Impacts: Nationwide	HRSA	Updated monetary amount of the average cost of a health insurance policy as it relates to the National Vaccine Injury Compensation Program.	11/19/18	*83 FR 58260, November 19, 2018*

AMERICAN OVERSIGHT

FACA Charter Renewal Advisory Committee on Blood and Tissue Safety and Availability Impacts: Nationwide	HHS	Renewal of FACA charter for the Advisory Committee on Blood and Tissue Safety and Availability.	11/21/18	*83 FR 58777, November 21, 2018*
Approval of Product Under Voucher: Rare Pediatric Disease Priority Review Voucher Impacts: Nationwide	FDA	Approval of review voucher. *The Federal Food, Drug, and Cosmetic Act*, as amended by the *Food and Drug Administration Safety and Innovation Act* , authorizes FDA to award priority review vouchers to sponsors of approved rare pediatric disease product applications that meet certain criteria.	11/23/18	FDA–2018–N–1262 *83 FR 59386, November 23, 2018*
Guidance Product Identifiers Under the Drug Supply Chain Security Act – Compliance Policy Impacts: Nationwide	FDA	Guidance: "*Product Identifiers Under the Drug Supply Chain Security Act – Compliance Policy."*	11/27/18	FDA–2017–D–2232 *83 FR 47625, September 20, 2018*
Withdrawal of Rulemaking Definition of "Human Organ" Section 301 of the National Organ Transplant Act of 1984 Impacts: Nationwide	HHS	Withdrawal of proposed rule published in the Federal Register on 10/02/13. The proposed rule sought public comment on the proposed change in the definition of "human organ" in section 301 of the	11/27/18	*83 FR 60804, November 27, 2018* *78 FR 60810, October 2, 2013*

AMERICAN OVERSIGHT

		National Organ and Transplant Act of 1984.		
Common Formats for Patient Safety Data Collection Common Formats for Surveillance – Hospital Version 0.2 Beta Impacts: Nationwide	AHRQ	AHRQ coordinates the development of common definitions and reporting formats for reporting on health care quality and patient safety. The purpose of this notice is to announce the availability of *Common Formats for Surveillance – Hospital Version 0.2 Beta*.	11/29/18	*83 FR 61382, November 29, 2018*
Determination of Regulatory Review Period for Purposes of Patent Extension KEVZARA Impacts: Nationwide	FDA	FDA has made the determination for extension of a patent for KEVZARA.	11/30/18	FDA–2017–E–6603 FDA– 2017–E–6604 *83 FR 61643, November 30, 2018*
Determination of Regulatory Review Period for Purposes of Patent Extension PROVAYBLUE Impacts: Nationwide	FDA	FDA has made the determination for extension of a patent for PROVAYBLUE.	11/30/18	FDA–2016–E–3305 *83 FR 61645, November 30, 2018*
INDIAN AFFAIRS				
Model Tribal Gaming Compact Supplement Impacts: OK and Cheyenne and Arapaho Tribes	BIA	Approval of the Model Tribal Gaming Compact Supplement between OK and the Cheyenne and Arapaho Tribes.	11/02/18	*83 FR 55199, November 2, 2018*

AMERICAN OVERSIGHT

Fee Rate and Fingerprint Fees Impacts: Nationwide	NIGC	NIGC has adopted its annual fee rates of 0.00% for tier 1 and 0.062% for tier 2, which remain the same as current fee rates.	11/06/18	*83 FR 55560, November 6, 2018*
NUCLEAR				
Inflation Adjustments to the Price-Anderson Act Financial Protection Regulations Impacts: Nationwide	NRC	Amendment to NRC regulations to adjust for inflation the maximum total and annual standard deferred premiums specified in the Price-Anderson Act. NRC must perform this adjustment at least once each five years.	11/01/18	NRC–2017–0030 *83 FR 48202, September 24, 2018*
Semiannual Regulatory Agenda Impacts: Nationwide	NRC	NRC's semiannual agenda of rules scheduled for review or development between fall 2018 and fall 2019. The *Regulatory Flexibility Act* and Executive Order 12866 require publication of the agenda.	11/16/18	*83 FR 58164, November 16, 2018*
RESOURCE MANAGEMENT				
Semiannual Regulatory Agenda Impacts: Nationwide	DOI	DOI's semiannual agenda of rules scheduled for review or development between fall 2018 and fall 2019. The *Regulatory Flexibility Act* and Executive Order 12866	11/16/18	*83 FR 58040, November 16, 2018*

AMERICAN OVERSIGHT

NV-DA-20-0615-A-000644

		require publication of the agenda.		
Renewal of FACA Charter Black Hills National Forest Advisory Board Impacts: SD	USFS	Renewal of FACA charter for the Black Hills National Forest Advisory Board.	11/16/18	*83 FR 57716, November 16, 2018*
TELECOM				
Semiannual Regulatory Agenda Impacts: Nationwide	FCC	FCC's semiannual agenda of rules scheduled for review or development between fall 2018 and fall 2019. The *Regulatory Flexibility Act* and Executive Order 12866 require publication of the agenda.	11/16/18	*83 FR 58130, November 16, 2018*
Toll Free Assignment Modernization Toll Free Service Access Codes Impacts: Nationwide	FCC	Revision of rules to allow the FCC to assign numbers by competitive bidding – on a first-come, first-served basis – by an alternative assignment methodology or by a combination of methodologies.	11/23/18	WC Docket No. 17–192, CC Docket No. 95– 155; FCC 18–137 *83 FR 53377, October 23, 2018*
Procedural Revisions to the Filing of Open Video System Certification Applications Impacts: Nationwide	FCC	Rule to modernize the Open Video System filing procedures	11/28/18	MB Docket No. 17–105; FCC 18–150 *83 FR 61134, November 28, 2018*
Form 325 Data Collection;	FCC	Elimination of the annual FCC Form 325	11/29/18	MB Docket No. 17–290, FCC 18–136

AMERICAN OVERSIGHT

Modernization of Media Regulation Initiative Impacts: Nationwide		filing requirement for cable television systems as part of the FCC's Modernization of Media Regulation Initiative.		*83 FR 61330, November 29, 2018*
TRANSPORTATION				
BNSF Railway Company Test Program to Evaluate Automated Track Inspection Technologies Impacts: Nationwide	FRA	Approval of BNSF Railway Company Test Program designed to evaluate the effectiveness of various types of automated track inspection technologies and for granting a limited, temporary suspension of one federal railroad safety requirement necessary to facilitate the conduct of the Test Program.	11/05/18	FRA–2018–0091 *83 FR 55449, November 5, 2018*
Airspace Designations Incorporation by Reference Amendments Impacts: Nationwide	FAA	Incorporation by reference of certain airspace designation amendments into FAA Order 7400.11C (dated 08/13/18 and effective 09/15/18).	11/06/18	FAA–2018–0770; Amendment No. 71–50 *83 FR 55479, November 6, 2018*
Standard Instrument Approach Procedures Takeoff Minimums and Obstacle Departure Procedures Impacts: CA, CO, OR, TX, WA	FAA	Rule amends, suspends or removes standard instrument approach procedures and associated takeoff minimums and obstacle departure procedures for operations at certain airports.	11/08/18	*83 FR 55818, November 8, 2018* *83 FR 55818, November 8, 2018*
Standard Instrument Approach Procedures Takeoff Minimums and	FAA	Rule amends, suspends or removes standard instrument approach procedures and associated takeoff	11/08/18	Docket No. 31211; Amdt. No. 3815 *83 FR 45822, September 11, 2018*

AMERICAN OVERSIGHT

Obstacle Departure Procedures Impacts: AK, AZ, CA, CO, HI, KS, MT, NE, NM, NV, ND, OK, OR, SD, TX, UT, WA, WY		minimums and obstacle departure procedures for operations at certain airports.		*83 FR 48368, September 25, 2018* Docket No. 31215; Amdt. No. 3819 *83 FR 53177, October 22, 2018* Docket No. 31217; Amdt. No. 3821 *83 FR 54241, October 29, 2018*
Class D and Class E Airspace San Marco Regional Airport Lockhart Municipal Airport Georgetown Municipal Airport Impacts: TX	FAA	Rule to: -Amend Class D airspace at San Marcos Regional Airport, Austin; -Establish Class E airspace designated as a surface area at Georgetown Municipal Airport and San Marcos Regional Airport; -Amend Class E airspace extending upward from 700 feet above the surface at San Marco Regional Airport and Lockhart Municipal Airport.	11/08/18	FAA–2018–0138; Airspace Docket No. 18–ASW–5 *83 FR 43970, August 29, 2018*
Class E Airspace Lyons-Rice Municipal Airport Impacts: KS	FAA	Modification of Class E airspace extending upward from 700 feet above the surface, at Lyons-Rice Municipal Airport.	11/08/18	FAA–2018–0139; Airspace Docket No. 18–ACE–1 *83 FR 37422, August 1, 2018*
Class D Airspace	FAA	Amendment of Class D airspace at Lewiston-Nez Perce County	11/08/18	FAA–2018–0896;

AMERICAN OVERSIGHT

Lewiston-Nez Perce County Airport Impacts: ID		Airport, Lewiston, by increasing the upward extension of Class D airspace from 2,700 feet MSL to 3,900 feet MSL.		Airspace Docket No. 18–ANM–14 *83 FR 50256, October 5, 2018*
Class E Airspace Hobby Field, Creswell Impacts: OR	FAA	Establishment of Class E airspace extending upward from 700 feet above the surface at Hobby Field, Creswell.	11/08/18	FAA–2018–0044; Airspace Docket No. 17–ANM–3 *83 FR 42023, August 20, 2018*
Class E Airspace Columbus Municipal Airport Impacts: NE	FAA	Modification of Class E airspace associated with the Columbus Municipal Airport.	11/08/18	FAA–2018–0137; Airspace Docket No. 18–ACE–2 *83 FR 38253, August 6, 2018*
Class E Airspace Revocation Clarendon Municipal Airport Impacts: TX	FAA	Removal of Class E airspace extending upward from 700 feet above the surface at Clarendon Municipal Airport.	11/08/18	FAA–2018–0310; Airspace Docket No. 18–ASW–7 *83 FR 35541, July 27, 2018*
Class E Airspace Crows Landing Airport Impacts: CA	FAA	Removal of Class E airspace extending upward from 1,200 feet above the surface at Crows Landing Airport.	11/08/18	FAA–2017–1088; Airspace Docket No. 17–AWP–25 *83 FR 46390, September 13, 2018*
Class E Airspace Los Angeles Air Route Traffic Control Center Impacts: CA	FAA	Establishment of Class E en route airspace extending upward from 1,200 feet above the surface to accommodate instrument flight rules aircraft under control of the Los Angeles Air Route Traffic Control Center.	11/08/18	FAA–2017–1202; Airspace Docket No. 17–AWP–31 *83 FR 46386, September 13, 2018*

AMERICAN OVERSIGHT

Final Federal Approvals State Rte. South of El Toro Rd. to State Rte. 73 between Post Miles 3.1 and R4.1 Impacts: CA	FHWA	Final federal approvals for the proposed highway project on State Route 133 from just south of El Toro Road to State Route 73 between Post Miles 3.1 and R4.1 in the City of Laguna Beach.	11/09/18	*83 FR 56136, November 9, 2018*
Standard Instrument Approach Procedures Takeoff Minimums and Obstacle Departure Procedures Impacts: KS, OK, TX	FAA	Rule amends, suspends or removes standard instrument approach procedures and associated takeoff minimums and obstacle departure procedures for operations at certain airports.	11/10/18	Docket No. 31211; Amdt. No. 3815 *83 FR 45822, September 11, 2018*
Semiannual Regulatory Agenda Impacts: Nationwide	DOT	DOT's semiannual agenda of rules scheduled for review or development between fall 2018 and fall 2019. The *Regulatory Flexibility Act* and Executive Order 12866 require publication of the agenda.	11/16/18	*83 FR 58052, November 16, 2018*
Semiannual Regulatory Agenda Impacts: Nationwide	STB	STB's semiannual agenda of rules scheduled for review or development between fall 2018 and fall 2019. The *Regulatory Flexibility Act* and Executive Order 12866 require publication of the agenda.	11/16/18	*83 FR 58174, November 16, 2018*

AMERICAN OVERSIGHT

Transport Airplane Fuel Tank and System Lightning Protection Impacts: Nationwide	FAA	FAA is amending certain airworthiness regulations for transport category airplanes regarding lightning protection of fuel systems.	11/19/18	FAA–2014–1027; Amdt. No. 25–146 *83 FR 47548, September 20, 2018*
Removal of Flight Plan Requirements for Commercial Air Tour Operations Within the Special Flight Rules Area Grand Canyon National Park Impacts: AZ	FAA	Removal of the requirement for certificate holders conducting certain commercial operations within the Grand Canyon National Park Special Flight Rules Area to file a visual flight rules flight plan with an FAA Flight Service Station prior to each flight.	11/23/18	FAA–2018–0851; Amdt. Nos. 93–102 *83 FR 48209, September 24, 2018*
Revisions to Civil Penalty Amounts Impacts: Nationwide	DOT	2018 inflation adjustment to civil penalty amounts that may be imposed for violations of certain DOT regulations.	11/27/18	*83 FR 60732, November 27, 2018*
Final Environmental Approvals Interstate 405 from Interstate 5 to State Route 55 Impacts: CA	FHWA / Caltrans	Final approval of environmental permits for the proposed highway project Interstate 405 from Interstate 5 to State Route 55, Cities of Irvine and Costa Mesa.	11/27/18	*83 FR 60938, November 27, 2018*
Final Environmental Approvals Widening of State Route 70 in Butte County Impacts: CA	FHWA / Caltrans	Final approval of environmental permits for the proposed highway project, widening of State Route 70 in Butte County.	11/27/18	*83 FR 60939, November 27, 2018*

AMERICAN OVERSIGHT

WATER				
Flood Hazard Determinations Impacts: WY	FEMA	Changes in flood hazard determinations for communities listed.	11/01/18	*83 FR 45950, September 11, 2018*
Flood Hazard Determinations Impacts: AZ, CA, CO, ID, OR	FEMA	Changes in flood hazard determinations for communities listed.	11/02/18	*83 FR 34607, July 20, 2018* *83 FR 39111, August 8, 2018* *83 FR 40076, August 13, 2018* *83 FR 44283, August 30, 2018*
Flood Hazard Determinations Impacts: CO, TX	FEMA	Changes in flood hazard determinations for communities listed.	11/05/18	*83 FR 40076, August 13, 2018* *83 FR 45950, September 11, 2018*
Flood Hazard Determinations Impacts: CO, TX	FEMA	Changes in flood hazard determinations for communities listed.	11/07/18	*83 FR 45950, September 11, 2018*
Flood Hazard Determinations Impacts: CO, TX	FEMA	Changes in flood hazard determinations for communities listed.	11/09/18	*83 FR 45950, September 11, 2018* *83 FR 48841, September 27, 2018*
Flood Hazard Determinations Impacts: NM, TX	FEMA	Changes in flood hazard determinations for communities listed.	11/13/18	*83 FR 45950, September 11, 2018* *83 FR 48841, September 27, 2018*

AMERICAN OVERSIGHT

Water Quality Standards Withdrawal of Certain Federal Water Quality Criteria Applicable to CA Impacts: CA	EPA	Amendment of federal regulations to withdraw certain freshwater acute and chronic aquatic life water quality criteria and certain human health (water and organisms) water quality criteria, applicable to certain waters of CA because the state adopted, and EPA approved, criteria for these parameters that are protective of the uses for the waterbodies.	11/15/18	EPA–HQ–OW–2017–0303 *83 FR 52163, October 16, 2018*
Flood Hazard Determinations Impacts: CO, OR, TX	FEMA	Flood hazard determinations for communities listed.	11/16/18	*83 FR 49118, September 28, 2018*
Flood Hazard Determinations Impacts: TX	FEMA	Changes in flood hazard determinations for communities listed.	11/19/18	*83 FR 48841, September 27, 2018*
Flood Hazard Determinations Impacts: CA, NM	FEMA	Changes in flood hazard determinations for communities listed.	11/20/18	*83 FR 44283, August 30, 2018* *83 FR 45950, September 11, 2018*
Flood Hazard Determinations Impacts: CA, CO, TX	FEMA	Changes in flood hazard determinations for communities listed.	11/23/18	*83 FR 45950, September 11, 2018* *83 FR 48856, September 27, 2018* *83 FR 48841, September 27, 2018*
Flood Hazard Determinations	FEMA	Changes in flood hazard determinations for communities listed.	11/26/18	*83 FR 45950, September 11, 2018*

AMERICAN OVERSIGHT

Impacts: NE, TX				*83 FR 48856, September 27, 2018* *83 FR 48841, September 27, 2018*
Approval of State Primacy Application SDWA National Primary Drinking Water Regulations Impacts: NE	EPA	Approval of NE application to revise its approved SDWA Public Water System Supervision Program.	11/26/18	EPA–RO7–OW–2018–0678 *83 FR 53869, October 25, 2018*
Flood Hazard Determinations Impacts: AZ, CO, NE, NM	FEMA	Changes in flood hazard determinations for communities listed.	11/30/18	*83 FR 48856, September 27, 2018* *83 FR 48841, September 27, 2018* *83 FR 53888, October 25, 2018*
DECEMBER	**2018**			
Rule	*Agency*	*Description*	*Effective Date*	*Notes*
AGRICULTURE / RURAL DEVELOPMENT				
U.S. Standards Shelled Pecan Impacts: Nationwide	USDA / AMS	Rule amending the U.S. standards for grades of shelled pecans.	12/10/18	AMS–FV–14–0101 *83 FR 50475, October 9, 2018*
Marketing Order Decreased Assessment Rates Oranges and Grapefruit	USDA / AMS	Rule implements a recommendation from the TX Valley Citrus Committee to decrease the assessment rate established for the 2018–	12/10/18	AMS–SC–18–0044; SC18–906–1 FR *83 FR 55931, November 9, 2018*

AMERICAN OVERSIGHT

NV-DA-20-0615-A-000653

Lower Rio Grande Valley Impacts: TX		19 and subsequent fiscal periods.		
Marketing Order Assessment Rates Pears Impacts: OR, WA	USDA / AMS	Rule implements a recommendation from the Fresh Pear Committee to increase the assessment rate established for the 2018–19 and subsequent fiscal periods.	12/13/18	AMS–SC–18–0048; SC18–927–1 FR *83 FR 56255, November 13, 2018*
AIR QUALITY				
Lead NAAQS Hayden Lead Nonattainment Area Impacts: AZ	EPA	Approval of AZ CAA SIP for requirements applicable to the Hayden Lead Nonattainment Area.	12/14/18	EPA–R09–OAR–2018–0222 *83 FR 56734, November 14, 2018*
Lead and SO2 NAAQS Cooper Smelters Hayden and Miami Areas Impacts: AZ	EPA	Approval of revisions to the AZ SIP concerning emissions of lead and SO2 from the copper smelter at Hayden and SO2 from the copper smelter at Miami.	12/14/18	EPA–R09–OAR–2017–0661 *83 FR 56736, November 14, 2018*
PM2.5 NAAQS Logan Nonattainment Area Cache County Inspection and Maintenance Program Impacts: UT	EPA	Approval of the revision to UT CAA SIP (submitted 12/16/14). Revisions involved an emissions inventory, modeled attainment demonstration, determination for Major Stationary Source Reasonably Available Control Technology (RACT) determination for On-road Mobile	12/24/18	*83 FR 59315, November 23, 2018*

AMERICAN OVERSIGHT

		Sources Reasonably Available Control Measures (RACM) determination for Cache County Inspection and Maintenance (I/M) Program as additional reasonable measures, determination for Off-Road Mobile Sources RACM, and 2015 Motor Vehicle Emission Budgets to address requirements for the 2006 24- hour PM2.5 NAAQS)in the Logan, Utah (UT)— Idaho (ID) Moderate PM2.5 Nonattainment Area.		
PM2.5 NAAQS Infrastructure Requirements Impacts: AK	EPA	Approval of AK CAA SIP revision dealing with infrastructure requirements for the 1997, 2006 and 2012 PM2.5 NAAQS.	12/27/18	EPA–R10–OAR–2017–0597 *83 FR 60769, November 27, 2018*
VOCs Architectural Coatings South Coast Air Quality Management District Impacts: CA	EPA	Approval of a revision to the South Coast Air Quality Management District portion of the CA CAA SIP. Revision concerns emissions of volatile organic compounds (VOCs) from architectural coatings.	12/31/18	EPA–R09–OAR–2016–0711 *83 FR 61326, November 29, 2018*
PM2.5 NSR Program South Coast Air Quality Management District Impacts: CA	EPA	Conditional approval of a revision to the South Coast Air Quality Management District portion of the CA CAA SIP. The revision pertains to SCAQMD Rule 1325 –	12/31/18	EPA–R09–OAR–2018–0413 *83 FR 61551, November 30, 2018*

AMERICAN OVERSIGHT

		Federal PM2.5 New Source Review Program.		
CONSERVATION / ESA				
MMPA Incidental Take Gustavus Ferry Terminal Improvements Project Impacts: AK	NMFS	Issuance of an incidental harassment authorization to take small numbers of animals, by Level A and Level B harassment, incidental to the Gustavus Ferry Terminal Improvements Project.	12/15/18 through 12/14/19	*83 FR 55348, November 5, 2018*
ELECTRICITY				
Supply Chain Risk Management Reliability Standards Impacts: Nationwide	FERC	Approval of supply chain risk management reliability standards: -*"Cyber Security – Supply Chain Risk Management" (CIP–013–1);* -*"Cyber Security – Electronic Security Perimeter(s)" (CIP–005–6);* -*"Cyber Security – Configuration Change Management and Vulnerability Assessments" (CIP–010–3).*	12/26/18	Docket No. RM17–13–000; Order No. 850 *83 FR 53992, October 26, 2018*
ENERGY				
Oil and Gas and Sulphur Operations on the Outer Continental Shelf – Oil and Gas Production Safety Systems Impacts: Nationwide	BSEE	Amendments to BSEE regulations regarding oil and natural gas production safety systems.	12/27/18	*83 FR 49216, September 28, 2018*

AMERICAN OVERSIGHT

HEALTH CARE				
Accreditation Commission for Health Care, Inc for Approval of its End Stage Renal Disease Facility Accreditation Program Impacts: Nationwide	CMS	Application from the Accreditation Commission for Health Care, Inc., for recognition as a national accrediting organization for end stage renal disease facilities that wish to participate in the Medicare or Medicaid Programs.	12/03/18	CMS–3371–PN *83 FR 55172, November 2, 2018*
Guidance Recommendations for Requalification of Blood Donors Deferred Because of Reactive Test Results for Antibodies to Human T-Lymphotropic Virus Types I and II Impacts: Nationwide	FDA	Guidance: "*Recommendations for Requalification of Blood Donors Deferred Because of Reactive Test Results for Antibodies to Human T-Lymphotropic Virus Types I and II.*	12/24/18	FDA–2018–D–3324 *83 FR 48448, September 25, 2018*
Guidance Good Review Management Principles and Practices for New Drug Applications and Biologics License Applications Impacts: Nationwide	FDA	Guidance: "*Good Review Management Principles and Practices for New Drug Applications and Biologics License Applications."*	12/24/18	FDA–2018–D–3103 *83 FR 48435, September 25, 2018*
INDIAN AFFAIRS				
Indian Electric Power Utilities Colorado River, Flathead and San Carlos	BIA	Revision of regulations addressing electric power utilities of the Colorado River, Flathead and San Carlos	12/28/18	*83 FR 61116, November 28, 2018*

AMERICAN OVERSIGHT

Indian Irrigation Projects Impacts: Colorado River States, MT and Impacted Tribes		Indian irrigation projects to use plain language, update definitions, lengthen a regulatory deadline, and make other minor changes.		
NUCLEAR				
Miscellaneous Corrections – Organizational Changes Impacts: Nationwide	NRC	Amendment to NRC regulations to make miscellaneous corrections.	12/21/18	NRC–2018–0183 *83 FR 58721, November 21, 2018*
RESOURCE MANAGEMENT				
Audit Delegation Renewal Impacts: MT, NM, OK	DOI / ONRR	Renewal of delegations of audit / investigation authority for MT, NM and OK. This notice gives members of the public an opportunity to review and comment on the states' delegations.	12/14/18	ONRR– 2011–0018 *83 FR 56873, November 14, 2018*
TELECOM				
Creation of Interstitial 12.5 Kilohertz Channels in the 800 MHz Band Between 809–817/ 854–862 MHz Impacts: Nationwide	FCC	Update of FCC rules to provide new spectrum capacity and eliminate unnecessary restrictions in the Private Land Mobile Radio bands, while reducing administrative burdens on applicants and licensees.	12/27/18	WP Docket Nos. 15–32, 16–261, RM–11572, RM–11719, RM–11722; FCC 18–143 *83 FR 61072, November 27, 2018*
Modernization of Media Regulation Initiative: Revisions to Cable	FCC	FCC action to eliminate or revise expired and outdated cable rate regulation rules and	12/27/18	MB Docket Nos. 17–105, 02–144; MM Docket Nos. 92–266, 93–215; CS Docket

AMERICAN OVERSIGHT

Television Rate Regulations Impacts: Nationwide		close a related dormant docket.		Nos. 94–28, 96–157; FCC 18–148 *83 FR 60773, November 27, 2018*
TRANSPORTATION				
Standard Instrument Approach Procedures Takeoff Minimums and Obstacle Departure Procedures Impacts: AZ, TX	FAA	Rule amends, suspends or removes standard instrument approach procedures and associated takeoff minimums and obstacle departure procedures for operations at certain airports.	12/06/18	Docket No. 31222; Amdt. No. 3825 *83 FR 58475, November 20, 2018*
WASTE MANAGEMENT				
Hazardous Materials Response to Petitions to Modify, Clarify, or Eliminate Regulations Impacts: Nationwide	PHMSA	Regulations in response to 19 petitions for rulemaking submitted by the regulated community to update, clarify, streamline or provide relief from miscellaneous regulatory requirements.	12/07/18	PHMSA–2015–0102 *83 FR 55792, November 7, 2018*
WATER				
Flood Hazard Determinations Impacts: TX	FEMA	Changes in flood hazard determinations for communities listed.	12/03/18	*83 FR 48856, September 27, 2018*
Flood Hazard Determinations Impacts: CO	FEMA	Changes in flood hazard determinations for communities listed.	12/05/18	*83 FR 53888, October 25, 2018*
Flood Hazard Determinations	FEMA	Changes in flood hazard	12/06/18	*83 FR 48856, September 27, 2018*

AMERICAN OVERSIGHT

NV-DA-20-0615-A-000659

Impacts: AZ, NE, OK		determinations for communities listed.		
Flood Hazard Determinations Impacts: AZ, CO, NE, NM, OR, TX	FEMA	Changes in flood hazard determinations for communities listed.	12/07/18	*83 FR 48856, September 27, 2018* *83 FR 48841, September 27, 2018* *83 FR 53888, October 25, 2018* *83 FR 55381, November 5, 2018*
Delay of Discharge Requirements U.S. Coast Guard Activities Greater Farallones and Cordell Bank National Marine Sanctuaries Impacts: CA	NOAA	In 2015, the boundaries of Gulf of the Farallones National Marine Sanctuary (now renamed Greater Farallones National Marine Sanctuary) and Cordell Bank National Marine Sanctuary were expanded to an area north and west of their previous boundaries. At that time, NOAA postponed the effectiveness of the discharge requirements in both sanctuaries' regulations in the areas added, about U.S. Coast Guard activities, for six months. Since then, NOAA published three documents to extend the postponement of the discharge requirements to provide adequate time for completion of an environmental assessment, and subsequent rulemaking, as appropriate.	12/09/18 (Delay in discharge requirements effective date.)	*82 FR 26339, June 7, 2017* *82 FR 55502, November 22, 2017*

AMERICAN OVERSIGHT

NV-DA-20-0615-A-000660

		The current extension would end on 06/09/17. This document extends the postponement of the discharge requirements for these activities for another six months.		
Flood Hazard Determinations Impacts: TX	FEMA	Changes in flood hazard determinations for communities listed.	12/10/18	*83 FR 48841, September 27, 2018* *83 FR 53888, October 25, 2018*
Flood Hazard Determinations Impacts: CO, NV, WA	FEMA	Changes in flood hazard determinations for communities listed.	12/14/18	*83 FR 48841, September 27, 2018* *83 FR 49115, September 28, 2018*
Flood Hazard Determinations Impacts: NM, TX	FEMA	Changes in flood hazard determinations for communities listed.	12/17/18	*83 FR 48856, September 27, 2018* *83 FR 49115, September 28, 2018* *83 FR 53888, October 25, 2018*
Flood Hazard Determinations Impacts: CO, KS, SD, WY	FEMA	Changes in flood hazard determinations for communities listed.	12/20/18	*83 FR 49115, September 28, 2018* *83 FR 53888, October 25, 2018*
Flood Hazard Determinations Impacts: CA	FEMA	Changes in flood hazard determinations for communities listed.	12/21/18	*83 FR 54132, October 26, 2018*
Flood Hazard Determinations	FEMA	Changes in flood hazard determinations for communities listed.	12/24/18	*83 FR 49115, September 28, 2018*

AMERICAN OVERSIGHT

Impacts: CA, TX				*83 FR 59400, November 23, 2018*
Flood Hazard Determinations Impacts: KS, UT	FEMA	Changes in flood hazard determinations for communities listed.	12/26/18	*83 FR 53888, October 25, 2018* *83 FR 55195, November 2, 2018*
Flood Hazard Determinations Impacts: TX	FEMA	Changes in flood hazard determinations for communities listed.	12/28/18	*83 FR 59400, November 23, 2018*
JANUARY	**2019**			
Rule	*Agency*	*Description*	*Effective Date*	*Notes*
AGRICULTURE / RURAL DEVEOPMENT				
NEPA Compliance Rural Infrastructure Projects Impacts: Nationwide	RBCS / RHA / RUS/ FSA	Amendments to the agencies' environmental policies and procedures regulation to allow Administrators limited flexibility to obligate federal funds for infrastructure projects prior to completion of the environmental review while ensuring full compliance with NEPA procedures prior to project construction and disbursement of funding.	01/07/19 (Direct final rule. Will go into effect on date above unless the agencies receive adverse comments by 12/24/18.)	RUS–18– AGENCY–0005 *83 FR 59318, November 23, 2018* *83 FR 59318, November 23, 2018*
AIR QUALITY				
Control of Air Pollution from Motor Vehicles	EPA	Approval of approve revisions to the TX CAA SIP that pertain to	01/02/19	EPA–R6–OAR–2018–0386

AMERICAN OVERSIGHT

NV-DA-20-0615-A-000662

with Mobile Source Incentive Programs Impacts: TX		regulations to control air pollution from motor vehicles with mobile source incentive programs.		*83 FR 50052, October 4, 2018* *83 FR 50018, October 4, 2018*
Testing Regulations for Air Emission Sources Impacts: Nationwide	EPA	Action amends certain existing testing regulations to reflect corrections, updates, and the addition of alternative equipment and methods for source testing of emissions.	01/14/19	EPA–HQ–OAR–2016–0510 *83 FR 56713, November 14, 2018*
Revision to the Regulatory Definition of VOCs Exclusion of cis1,1,1,4,4,4-hexafluorobut-2-ene (HFO– 1336mzz–Z Impacts: Nationwide	EPA	Revision of the regulatory definition of Volatile Organic Compounds (VOCs) under the CAA. This action adds HFO–1336mzz–Z to the list of compounds excluded from the regulatory definition of VOC on the basis that this compound makes a negligible contribution to tropospheric ozone formation.	01/28/19	EPA–HQ–OAR–2017–0175 *83 FR 61127, November 28, 2018*
ENERGY				
Pipeline Safety Plastic Pipe Rule Impacts: Nationwide	PHMSA	Amendments to the federal pipeline safety regulations that govern the use of plastic piping systems in the transportation of natural and other gas.	01/22/19	*83 FR 58694, November 20, 2018*
FISHERIES				
HI Shallow-Set Pelagic Longline Fishery	NMFS	Rule revises from 34 to 17 the annual number of	01/01/19	*83 FR 494958, October 2, 2018*

AMERICAN OVERSIGHT

NV-DA-20-0615-A-000663

Pacific Islands Fisheries Impacts: HI		allowable incidental interactions that may occur between the HI shallow-set pelagic longline fishery and North Pacific loggerhead sea turtles, in compliance with an order of the U.S. District Court, District of HI.		
HEALTH CARE				
Medicare Changes to Hospital Outpatient Prospective Payment and Ambulatory Surgical Center Payment Systems and Quality Reporting Programs Impacts: Nationwide	CMS	Rule revises the Medicare hospital outpatient prospective payment system and the Medicare ambulatory surgical center payment system for 2019 to implement changes arising from our continuing experience with these systems.	01/01/19	CMS–1695–FC *83 FR 58818, November 21, 2018*
340B Drug Pricing Program Ceiling Price and Manufacturer Civil Monetary Penalties Regulation Impacts: Nationwide	HHS / HRSA	Change in effective date for 340B Drug Pricing Program ceiling price and manufacturer civil monetary penalties regulation.	01/01/19	*83 FR 61563, November 30, 2018*
Medicare Appeals FY19 Adjustment to the Amount in Controversy Threshold Amounts Impacts: Nationwide	CMS	FY19 adjustment in the amount in controversy threshold amounts for administrative law judge hearings and judicial review under the Medicare appeals process.	01/01/19	CMS–4184–N *83 FR 47619, September 20, 2018*
Medicare Medicaid, and CHIP FY19 Provider	CMS	2019 application fee for institutional providers that are initially enrolling in the Medicare	01/01/19	CMS–6079–N *83 FR 58255, November 19, 2018*

AMERICAN OVERSIGHT

Enrollment Application Fee Amount Impacts: Nationwide		or Medicaid program or the Children's Health Insurance Program (CHIP); revalidating their Medicare, Medicaid, or CHIP enrollment; or adding a new Medicare practice location.		
Medicare Part B Monthly Actuarial Rates, Premium Rates, and Annual Deductible Impacts: Nationwide	CMS	Monthly actuarial rates for aged (age 65 and over) and disabled (under age 65) beneficiaries enrolled in Part B of the Medicare Supplementary Medical Insurance Program beginning 01/01/19.	01/01/19	CMS–8070–N *83 FR 52462, October 17, 2018*
Home Health Prospective Payment System Payment Rates Impacts: Nationwide	CMS	Rule updates the home health prospective payment system payment rates.	01/01/19	CMS–1689–FC *83 FR 56406, November 13, 2018*
Medical Use of Byproduct Material Permanent Implant Brachytherapy Impacts: Nationwide	NRC	Rule amending the reporting and notification requirements for a medical event for permanent implant brachytherapy.	01/14/19	NRC-2008-0175 *83 FR 33046, July 16, 2018*
Affordable Care Act Religious Exemptions and Accommodations for Coverage of Certain Preventive Services Impacts: Nationwide	CMS	Rules finalize, with changes based on public comments, interim final rules concerning religious exemptions and accommodations regarding coverage of certain preventive services issued on 10/13/17.	01/14/19	CMS–9940–F2 *83 FR 57536, November 15, 2018*

AMERICAN OVERSIGHT

Affordable Care Act Moral Exemptions and Accommodations for Coverage of Certain Preventive Services Impacts: Nationwide	CMS	Rules finalize, with changes based on public comments, the interim final rules issued in the Federal Register on 10/13/17 concerning moral exemptions and accommodations regarding coverage of certain preventive services.	01/14/19	*83 FR 57592, November 15, 2018*
End-Stage Renal Disease Prospective Payment System for 2019 Impacts: Nationwide	CMS	Rule updates and makes revisions to the End-Stage Renal Disease Prospective Payment System for 2019.	01/19/19	*83 FR 56922, November 14, 2018*
TELECOM				
Accelerating Wireless and Wireline Broadband Deployment by Removing Barriers to Infrastructure Investment Impacts: Nationwide	FCC	Rules to streamline the wireless infrastructure siting review process to facilitate the deployment of next-generation wireless facilities and wireline broadband deployment.	01/14/19	WT Docket No. 17–79, WC Docket No. 17–84; FCC 18–133 *83 FR 51867, October 15, 2018*
TRANSPORTATION				
Class E Airspace Reedley Municipal Airport Impacts: CA	FAA	Establishment of Class E airspace extending upward from 700 feet above the surface at Reedley Municipal Airport.	01/03/19	FAA–2017–1200; Airspace Docket No. 17–AWP–2 *83 FR 51832, October 15, 2018*
Class E and Class E Airspace Juneau International Airport	FAA	Amendments to Class D airspace, Class E surface area airspace, Class E airspace, extending upward from 700 feet above the surface, and	01/03/19	FAA–2018–0125; Airspace Docket No. 18–AAL–5 *83 FR 56711, November 14, 2018*

AMERICAN OVERSIGHT

Impacts: AK		removes Class E airspace designated as an extension at Juneau International Airport.		
Class D and Class E Airspace Aurora State Airport Impacts: OR	FAA	Modification of the Class D airspace, Class E surface area airspace, and Class E airspace extending upward from 700 feet above the surface, at Aurora State Airport.	01/03/19	FAA–2017–1034; Airspace Docket No. 17–ANM–23 *83 FR 54232, October 29, 2018*
Class E Airspace Merced Regional / Macready Field Impacts: CA	FAA	Modification of Class E surface airspace and Class E airspace extending upward from 700 feet above the surface at Merced Regional / Macready Field.	01/03/19	FAA–2017–1092; Airspace Docket No. 17–AWP–27 *83 FR 54236, October 29, 2018*
Class D Airspace Tulsa Lloyd Jones Jr. Airport Impacts: OK	FAA	Amendment to Class D airspace designated as an extension at Tulsa Lloyd Jones Jr. Airport.	01/03/19	FAA–2018–0094; Airspace Docket No. 18–ASW–4 *83 FR 53979, October 26, 2018*
Class D and Class E Airspace Austin Executive Airport Impacts: TX	FAA	Establishment of Class D airspace, Class E surface airspace, and amendment of Class E airspace extending upward from 700 feet above the surface at Austin Executive Airport.	01/03/19	FAA–2017–9378; Airspace Docket No. 17–ASW–13 *83 FR 51834, October 15, 2018*
Class D Airspace and Class E Airspace Aurora State Airport	FAA	Modification of the Class D airspace, Class E surface area airspace, and Class E airspace extending upward from	01/03/19	FAA–2017–1034; Airspace Docket No. 17–ANM–23

AMERICAN OVERSIGHT

Impacts: OR		700 feet above the surface, at Aurora State Airport.		*83 FR 53807, October 25, 2018*
Standard Instrument Approach Procedures Takeoff Minimums and Obstacle Departure Procedures Impacts: AK, AZ, CA, CO, ID, KS, MT, NE, NV, OK, TX, WY	FAA	Rule amends, suspends or removes standard instrument approach procedures and associated takeoff minimums and obstacle departure procedures for operations at certain airports.	01/03/19	Docket No. 31220; Amdt. No. 3823 *83 FR 55821, November 8, 2018* Docket No. 31222; Amdt. No. 3825 *83 FR 58475, November 20, 2018*
Passenger Equipment Safety Standards Standards for Alternative Compliance and High-Speed Trainsets Impacts: Nationwide	FRA	Rule amends FRA's passenger equipment safety standards using a performance-based approach to adopt new and modified requirements governing the construction of conventional- and high-speed passenger rail equipment.	01/22/19	FRA–2013–0060, Notice No. 3 *83 FR 59182, November 21, 2018*
WASTE MANAGEMENT				
State Underground Storage Tank Program Impacts: UT	EPA	Direct final action to approve revisions to the UT Underground Storage Tank Program.	01/04/19 (Direct final rule: will go into effect on the date above unless adverse comments are received by 12/05/18.)	EPA–R08–UST–2018–0169 *83 FR 55286, November 5, 2018* *83 FR 55340, November 5, 2018*
WATER				

AMERICAN OVERSIGHT

Flood Hazard Determination Impacts: AK, CA, NE, TX	FEMA	Flood hazard determination for community listed.	01/03/19	*83 FR 49117, September 28, 2018* *83 FR 55195, November 2, 2018* *83 FR 59400, November 23, 2018*
Flood Hazard Determinations Impacts: NE, TX	FEMA	Changes in flood hazard determinations for communities listed.	01/04/19	*83 FR 55386, November 5, 2018* *83 FR 59400, November 23, 2018*
Flood Hazard Determinations Impacts: TX	FEMA	Changes in flood hazard determinations for communities listed.	01/07/19	*83 FR 59400, November 23, 2018*
Flood Hazard Determinations Impacts: KS, TX	FEMA	Changes in flood hazard determinations for communities listed.	01/09/19	*83 FR 55386, November 5, 2018* *83 FR 59400, November 23, 2018*
Flood Hazard Determinations Impacts: ID	FEMA	Changes in flood hazard determinations for communities listed.	01/10/19	*83 FR 55386, November 5, 2018*
Flood Hazard Determinations Impacts: CO	FEMA	Changes in flood hazard determinations for communities listed.	01/11/19	*83 FR 59400, November 23, 2018*
Flood Hazard Determinations Impacts: AZ, NM,TX	FEMA	Changes in flood hazard determinations for communities listed.	01/14/19	*83 FR 55195, November 2, 2018* *83 FR 59400, November 23, 2018*

AMERICAN OVERSIGHT

Flood Hazard Determinations Impacts: CO	FEMA	Changes in flood hazard determinations for communities listed.	01/15/19	*83 FR 59400, November 23, 2018*
Flood Hazard Determinations Impacts: TX	FEMA	Changes in flood hazard determinations for communities listed.	01/17/19	*83 FR 55386, November 5, 2018*
Flood Hazard Determinations Impacts: CA, OR, TX, WA	FEMA	Changes in flood hazard determinations for communities listed.	01/18/19	*83 FR 53644, October 24, 2018* *83 FR 55195, November 2, 2018* *83 FR 59400, November 23, 2018*
Flood Hazard Determinations Impacts: AZ	FEMA	Changes in flood hazard determinations for communities listed.	01/21/19	*83 FR 55386, November 5, 2018*
Flood Hazard Determinations Impacts: CA	FEMA	Changes in flood hazard determinations for communities listed.	01/22/19	*83 FR 55386, November 5, 2018*
Flood Hazard Determinations Impacts: OR	FEMA	Changes in flood hazard determinations for communities listed.	01/23/19	*83 FR 55386, November 5, 2018*
Flood Hazard Determinations Impacts: NV, SD	FEMA	Changes in flood hazard determinations for communities listed.	01/25/19	*83 FR 59400, November 23, 2018*
Flood Hazard Determinations Impacts: TX		Changes in flood hazard determinations for communities listed.	01/28/19	*83 FR 59394, November 23, 2018*

AMERICAN OVERSIGHT

Flood Hazard Determinations Impacts: OK		Changes in flood hazard determinations for communities listed.	01/30/19	*83 FR 59394, November 23, 2018*
FEBRUARY	**2019**			
Rule	*Agency*	*Description*	*Effective Date*	*Notes*
HEALTH CARE				
Human Subject Protection Acceptance of Data from Clinical Investigations for Medical Devices Impacts: Nationwide	FDA	FDA is amending its regulations on acceptance of data from clinical investigations for medical devices.	02/21/19	FDA–2013–N–0080 *83 FR 7366, February 21, 2018*
TRANSPORTATION				
Increasing Charter Air Transportation Options Impacts: Nationwide	FAA	Rule to facilitate innovation and growth in the air charter industry while strengthening the legal protections provided to consumers of charter air transportation.	02/14/19	DOT–OST–2007–27057 *83 FR 46867, September 17, 2018*
Class D and Class E Airspace Castle Airport, Atwater Impacts: CA	FAA	Modification of Class D airspace and Class E airspace extending upward from 700 feet above the surface at Castle Airport, Atwater.	02/28/19	FAA–2017–1091; Airspace Docket No. 17–AWP–26 *83 FR 54234, October 29, 2018*
Class E Airspace Waimea-Kohala Airport	FAA	Action amendment Class E surface area airspace and Class E airspace	02/28/19	FAA–2017–1145; Airspace Docket No. 17–AWP–19

AMERICAN OVERSIGHT

Impacts: HI		extending upward from 700 feet above the surface at Waimea-Kohala Airport, Kamuela.		*83 FR 46387, September 13, 2018*
Class E Airspace Gustavus Airport Impacts: AK	FAA	Amendment to Class E airspace extending upward from 700 feet above the surface at Gustavus Airport.	02/28/19	FAA–2018–0127; Airspace Docket No. 18–AAL–7 *83 FR 53809, October 25, 2018*
Class D and Class E Airspace Henry Post Army Air Field Fort Sill Lawton-Fort Sill Regional Airport Impacts: OK	FAA	Action to: -Remove Class D airspace, Class E airspace designated as a surface area, and Class E airspace designated as an extension to a Class D and Class E airspace at Henry Post Army Air Field Fort Sill; -Amend Class D airspace and Class E airspace designated as a surface area at Lawton-Fort Sill Regional Airport; -Amend Class E airspace extending upward from 700 feet above the surface at Lawton-Fort Sill Regional Airport and Henry Post AAF.	02/28/19	FAA–2018–0246; Airspace Docket No. 18–ASW–6 *83 FR 58468, November 20, 2018*
WATER				
Flood Hazard Determinations Impacts: ID, OR	FEMA	Changes in flood hazard determinations for communities listed.	02/01/19	*83 FR 55192, November 2, 2018*

AMERICAN OVERSIGHT

Flood Hazard Determinations Impacts: UT	FEMA	Changes in flood hazard determinations for communities listed.	02/04/19	*83 FR 59394, November 23, 2018*
Flood Hazard Determinations Impacts: TX	FEMA	Changes in flood hazard determinations for communities listed.	02/06/19	*83 FR 55386, November 5, 2018*
Flood Hazard Determinations Impacts: CA, TX	FEMA	Changes in flood hazard determinations for communities listed.	02/07/19	*83 FR 55386, November 5, 2018* *83 FR 59394, November 23, 2018*
Flood Hazard Determinations Impacts: NM	FEMA	Changes in flood hazard determinations for communities listed.	02/08/19	*83 FR 59394, November 23, 2018*
Flood Hazard Determinations Impacts: NM, TX	FEMA	Changes in flood hazard determinations for communities listed.	02/11/19	*83 FR 59394, November 23, 2018*
Flood Hazard Determinations Impacts: AZ, KS	FEMA	Changes in flood hazard determinations for communities listed.	02/15/19	*83 FR 61663, November 30, 2018*
Flood Hazard Determinations Impacts: ND	FEMA	Changes in flood hazard determinations for communities listed.	02/20/19	*83 FR 59394, November 23, 2018*
MARCH	**2019**			
Rule	*Agency*	*Description*	*Effective Date*	*Notes*
RESOURCE MANAGEMENT				

AMERICAN OVERSIGHT

Approval of Resource Management Plan Amendment / EIS / ROD Recreational Target Shooting Sonoran Desert National Monument Impacts: AZ	BLM	Record of decision (ROD) for the approved resource management plan amendment / EIS for recreational target shooting in the Sonoran Desert National Monument.	03/05/19	*83 FR 42137, August 20, 2018*
TRANSPORTATION				
Class E Airspace Hoonah Airport Impacts: AK	FAA	Establishment of Class E airspace extending upward from 700 feet above the surface, at Hoonah Airport.	03/28/19	FAA–2018–0126; Airspace Docket No. 18–AAL–6 *83 FR 53806, October 25, 2018*

The WGA monthly *Federal Regulatory Report: Finalized Actions* is provided gratis or at a reduced rate as a benefit to most WGA sponsors and for sale to the public. The information contained in this report is confidential and is intended only for use of official subscribers to this report. It is the property of Western Governors' Association. Unauthorized use, disclosure, or copying of this communication is strictly prohibited.

To subscribe to the report please contact Toni Vigil at tvigil@westgov.org. If you have received this communication in error, please notify Toni immediately and destroy this e-mail including all attachments.

AMERICAN OVERSIGHT

NV-DA-20-0615-A-000674

Stephanie M. Klapstein

From: Holly Propst <hpropst@westgov.org>
Sent: Monday, December 03, 2018 6:04 AM
To: abovingdon@mt.gov; Alex Whitaker; Alexandra Kaney; AngieByrnes; Annie McColaugh; Bailey Carlson; Bill Whitacre; Britta Beckstead; CarlyCordell; Caroline Godkin; Casey Katims; Dan Baer; David Willms; DebKinsley; Dottie Ochoa; Glenna Reyes; Gordon Larsen; hmoore@az.gov; Holly Propst; JaceBeehler; James Ogsbury; Jason Miner; Joe Rassenfoss; joepereira48@hotmail.com; Johanna Easter; John Chatburn; John Crowther; John Swartout; kadams@az.gov; Katie Mathews; Keith Gardner; Kevin Moss; kimberly.pallick@resources.ca.gov; kmathews@wdc.ca.gov; laurel.a.johnston@hawaii.gov; Lauren DeNinno; Leslie Porter; Lisa Hiraoka; margaret.metcalfe@guam.gov; mike.mccartney@hawaii.gov; Pam Robinson; Patrick Holmes; Ruchi Sadhir; Sam Eaton; Sarah Olsen; Sharlett Mena; Toni Vigil; Tony Venhuizen; Troy Timmons; Tyler Klimas; Ward Scott; Zach Bodhane
Subject: December 2018 Edition: WGA Federal Regulatory Tracking Reports
Attachments: BCKGR_Regtrack-FinalActions_Dec2018_FINAL.pdf; BKGR_Regulatory_Upcoming Actions_Dec2018._FINAL.pdf; BCKGR_RegulatoryEvents_Dec2018_FINAL.pdf

Dear WGA Staff Council:

Welcome to the December 2018 edition of the Western Governors' Association's *Federal Regulatory Tracking Report*. The Report has three components, delivered monthly:

- **Final Regulatory Actions** -- A listing of federal regulatory actions impacting the West that have gone final in the past month, along with information on effective dates and other pertinent details.

- **Upcoming Regulatory Deadlines** -- A listing of upcoming federal regulatory rulemaking deadlines, along with links to relevant Federal Register documents.

- **Upcoming Events** -- A calendar of upcoming federal agency meetings / conference calls relating to regulatory actions.

Items are chronologically within topics in all three documents. This month's Report includes items within these topics:

- Agriculture / Rural Development
- Air Quality
- Conservation / Endangered Species Act
- Cybersecurity
- Electricity
- Emergency Management
- Energy
- Environmental Management
- Fisheries
- Health Care
- Indian Affairs
- Invasive Species
- Nuclear Energy / Waste
- Resource (Natural) Management
- Telecommunications
- Trade
- Transportation
- Waste Management
- Workforce Development
- Water

AMERICAN OVERSIGHT

Holly Propst
Deputy Executive Director / Policy Director
Western Governors' Association
1600 Broadway, Suite 1700 Denver, CO 80202
p: 303.623.9378 | f: 303.534.7309
www.westgov.org

AMERICAN OVERSIGHT

REGULATORY REPORT: UPCOMING FEDERAL ACTIONS

December 1, 2018

Please see an updated tracking of proposed regulatory actions on which federal agencies are currently taking public comment. Included are those that impact Western states, and which fall within the following issue topics:

- Agriculture / Rural Development
- Air Quality
- Conservation / Endangered Species Act
- Electricity
- Cybersecurity
- Emergency Management
- Energy
- Environmental Management
- Fisheries
- Health Care
- Indian Affairs
- Invasive Species
- Nuclear Energy / Waste
- Resource (Natural) Management
- Telecommunications
- Trade
- Transportation
- Waste Management
- Water
- Workforce Development

Updated through 11/30/18: Chronological listing by effective date within topics.

~~**DECEMBER**~~	~~**2018**~~			

AMERICAN OVERSIGHT

Rule	*Agency*	*Description*	*Deadline*	*Submit Info.*
AGRICULTURE / RURAL DEVELOPMENT				
U.S. Standards Canola Impacts: Nationwide	USDA / AMS	Evaluation of U.S. standards for canola under the *United States Grain Standards Act.*	12/03/18	AMS–FGIS–18–0053 *83 FR 49498, October 2, 2018*
U.S. Standards Soybeans Impacts: Nationwide	USDA / AMS	Evaluation of U.S. standards for soybeans under the *United States Grain Standards Act.*	12/03/18	AMS–FGIS–18–0054 *83 FR 494988, October 2, 2018*
Marketing Order Assessment Rate Dates Impacts: CA	USDA / AMS	Proposed rule implementing a recommendation from the CA Date Administrative Committee to increase the assessment rate for the 2018–19 and subsequent crop years for CA dates handled under Marketing Order 987.	12/03/18	AMS–SC–18–0058; SC18–987–1 PR *83 FR 55111, November 2, 2018*
U.S. Standards Corn Impacts: Nationwide	USDA / AMS	Evaluation of U.S. standards for corn under the *United States Grain Standards Act.*	12/03/18	AMS–FGIS–18–0052 *83 FR 494988, October 2, 2018*
Marketing Order Procedures to Meet Via Electronic Communications Olives	USDA / AMS	Proposed rule invites comments on a recommendation made by the CA Olive Committee to establish procedures to conduct meetings and voting	12/17/18	AMS–SC–18–0061; SC18–932–1 PR *83 FR 57691, November 16, 2018*

AMERICAN OVERSIGHT

Impacts: CA		using electronic means of communication.		
NEPA Compliance Rural Infrastructure Projects Impacts: Nationwide	RBCS / RHA / RUS / FSA	Proposed amendments to the agencies' environmental policies and procedures regulation to allow Administrators limited flexibility to obligate federal funds for infrastructure projects prior to completion of the environmental review while ensuring full compliance with NEPA procedures prior to project construction and disbursement of funding.	12/24/18 (Direct final rule. Will go into effect on 01/07/18 unless the agencies receive adverse comments by date above.)	RUS–18–AGENCY–0005 *83 FR 59318, November 23, 2018* *83 FR 59318, November 23, 2018*
Information Collection Request Reporting Requirements Inspection and Grading Services of Manufactured or Processed Dairy Products and the Certification of Sanitary Design & Fabrication of Equipment used in the Slaughter, Processing and Packaging of Livestock and Poultry Products Impacts: Nationwide	USDA / AMS	Proposed information collection, *" Reporting Requirements Under Regulations Governing Inspection and Grading Services of Manufactured or Processed Dairy Products and the Certification of Sanitary Design & Fabrication of Equipment used in the Slaughter, Processing and Packaging of Livestock and Poultry Products,"* to be submitted to OMB in accordance with the *Paperwork Reduction Act.*	12/26/18	*83 FR 58524, November 20, 2018*
Information Collection Request Rural Business Development Grants Impacts: Nationwide	RBCS	Proposed information collection, *"7 CFR Part 4280–E, Rural Business Development Grants,"* to be submitted to OMB in accordance with the *Paperwork Reduction Act.*	12/31/18	*83 FR 54704, October 31, 2018*

AMERICAN OVERSIGHT

AIR QUALITY				
Technical Issues Formaldehyde Emission Standards for Composite Wood Products Impacts: Nationwide	EPA	Proposed amendment to regulations promulgated 10/12/16 concerning formaldehyde emission standards for composite wood products.	12/03/18	EPA–HQ–OPPT–2018–0174 *83 FR 54892, November 1, 2018*
Ozone NAAQS Draft Integrated Review Plan Impacts: Nationwide	EPA	Draft integrated review plan for the ozone NAAQS.	12/03/18	EPA–HQ–OAR–2018–0279 *83 FR 55163, November 2, 2018*
Regional Haze Alternative to BART Naughton Power Plant Impacts: WY	EPA	Proposed approval of a source-specific revision to the WY CAA SIP providing an alternative to Best Available Retrofit Technology (BART) for Unit 3 at the Naughton Power Plant.	12/07/18	EPA–R08–OAR–2018–0607 *83 FR 55656, November 7, 2018*
Regional Haze FIP Impacts: WY	EPA	Extension of comment period for the proposed rule (published 10/10/18) pertaining to revisions to the WY CAA SIP and associated FIP dealing with regional haze.	12/10/18	EPA–R08–OAR–2018–0606 *83 FR 55656, November 7, 2018*
Integrated Science Assessment for Particulate Matter (External Review Draft) Impacts: Nationwide	EPA	Draft "*Integrated Science Assessment for Particulate Matter (External Review Draft)"* (EPA/600/R–18/179).	12/11/18	EPA–HQ–ORD–2014–0859 *83 FR 53471, October 23, 2018*

AMERICAN OVERSIGHT

Information Collection Request Acid Rain Program Impacts: Nationwide	EPA	Proposed information collection,*" Acid Rain Program*," to be submitted to OMB in accordance with the *Paperwork Reduction Act.*	12/13/18	EPA–HQ–OAR–2009–0022 *83 FR 56318, November 13, 2018*
Information Collection Request Renewable Fuel Standard Program Impacts: Nationwide	EPA	Proposed information collection,*" Renewable Fuel Standard Program*," to be submitted to OMB in accordance with the *Paperwork Reduction Act.*	12/13/18	EPA–HQ–OAR–2017–0599 *83 FR 56319, November 13, 2018*
Information Collection Request NSPS for Petroleum Refineries Impacts: Nationwide	EPA	Proposed information collection,*" NSPS for Petroleum Refineries,"* to be submitted to OMB in accordance with the *Paperwork Reduction Act.*	12/13/18	EPA–HQ–OECA–2014–0033 *83 FR 56321, November 13, 2018*
Information Collection Request NESHAP for the Secondary Lead Smelter Industry Impacts: Nationwide	EPA	Proposed information collection*," NESHAP for the Secondary Lead Smelter Industry*," to be submitted to OMB in accordance with the *Paperwork Reduction Act.*	12/13/18	EPA–HQ–OECA–2014–0055 *83 FR 56320, November 13, 2018*
Information Collection Request NESHAP for Primary Lead Smelting Impacts: Nationwide	EPA	Proposed information collection,*" NESHAP for Primary Lead Smelting*," to be submitted to OMB in accordance with the *Paperwork Reduction Act.*	12/13/18	EPA–HQ–OECA–2014–0068 *83 FR 56323, November 13, 2018*
Information Collection Request	EPA	Proposed information collection*," NESHAP for Engine Test Cells / Stands*,"	12/13/18	EPA–HQ–OECA–2014–0091

AMERICAN OVERSIGHT

NESHAP for Engine Test Cells / Stands Impacts: Nationwide		to be submitted to OMB in accordance with the *Paperwork Reduction Act.*		*83 FR 56323, November 13, 2018*
Information Collection Request Emission Guidelines for Existing Other Solid Waste Incineration Units Impacts: Nationwide	EPA	Proposed information collection,*" Emission Guidelines for Existing Other Solid Waste Incineration Units,"* to be submitted to OMB in accordance with the *Paperwork Reduction Act.*	12/13/18	EPA–HQ–OECA–2011–0256 *83 FR 56317, November 13, 2018*
Information Collection Request NESHAP for Pulp and Paper Production Impacts: Nationwide	EPA	Proposed information collection*," NESHAP for Pulp and Paper Production*," to be submitted to OMB in accordance with the *Paperwork Reduction Act.*	12/14/18	EPA–OECA–2014–0054 *83 FR 51940, October 15, 2018*
Reasonably Available Control Technology Impacts: TX	EPA	Proposed conversion of conditional approval of revisions to the TX SIP addressing NOx Reasonably Available Control Technology (RACT) for the TXI Operations, a cement manufacturing plant in Ellis County, to full approval.	12/14/18	EPA–R06–OAR–2018–0675 *83 FR 56770, November 14, 2018*
Ozone NAAQS Determinations of Attainment by the Attainment Date, Extensions of the Attainment Date, and Reclassification of Several Areas Classified as Moderate Impacts: CA, CO, TX	EPA	Three proposed actions related to the attainment date for 11 areas classified as "moderate" for the 2008 ozone NAQQS. Among them: -Mariposa County Nonattainment Area attained the standard b07/20/18; -Grant requests for a one-year attainment date extension to Denver-	12/14/18	EPA–HQ–OAR–2018–0226 *83 FR 56781, November 14, 2018*

AMERICAN OVERSIGHT

		Boulder-Greeley-Ft. Collins-Loveland, CO; -Determination that seven areas failed to attain the standards by the attainment date, including Dallas-Fort Worth, TX, Houston-Galveston-Brazoria, TX, Nevada County (Western part), CA and San Diego County, CA.		
EPCRA Emergency Release Notification Regulations on Reporting Exemption for Air Emissions from Animal Waste at Farms Impacts: Nationwide	EPA	Proposed amendment to the release notification regulations under the *Emergency Planning and Community Right-to-Know Act* (EPCRA) to add the reporting exemption for air emissions from animal waste at farms provided in section 103(e) of the *Comprehensive Environmental Response, Compensation and Liability Act* (CERCLA). EPA is also proposing to add definitions of "animal waste" and "farm" to the EPCRA regulations to delineate the scope of this reporting exemption.	12/14/18	*83 FR 56791, November 14, 2018*
Ozone NAAQS Interstate Transport Impacts: OK	EPA	Proposed approval of OK SIP revision pertaining to the good neighbor provision requirements for interstate transport of air pollution which interfere with maintenance of the 1997 ozone NAAQS.	12/17/18	EPA–R06–OAR–2007–0314 *83 FR 57701, November 16, 2018*
Oil and Natural Gas Sector NSPS Emission Standards for New, Reconstructed and	EPA	Reconsideration on the 2016 NSPS for the fugitive emissions requirements, well site pneumatic pump standards and the	12/17/18	EPA–HQ–OAR–2017–0483

AMERICAN OVERSIGHT

Modified Sources Reconsideration Impacts: Nationwide		requirements for certification of closed vent systems by a professional engineer based on specific objections to these requirements. This action proposes amendments and clarifications as a result of reconsideration of these issues.		*83 FR 52056, October 15, 2018*
Air Plan Approval Lane County Outdoor Burning and Enforcement Procedure Rules Impacts: OR	EPA	Proposed approval and incorporation by reference into the OR CAA SIP, the Lane Regional Air Protection Agency's revised outdoor burning rule (submitted 07/19/18).	12/26/18	EPA–R10–OAR–2018–0596 *83 FR 60386, November 26, 2018*
Information Collection Request NESHAP for Metal Coil Surface Coating Plants Impacts: Nationwide	EPA	Proposed information collection, *" NESHAP for Metal Coil Surface Coating Plants*," to be submitted to OMB in accordance with the *Paperwork Reduction Act.*	12/26/18	EPA–HQ–OECA–2014–0078 *83 FR 60425, November 26, 2018*
Information Collection Request NSPS for Municipal Solid Waste Landfills Impacts: Nationwide	EPA	Proposed information collection, *" NSPS for Municipal Solid Waste Landfills*," to be submitted to OMB in accordance with the *Paperwork Reduction Act.*	12/26/18	EPA–HQ–OECA–2014–0047 *83 FR 60424, November 26, 2018*
Information Collection Request NSPS for Other Solid Waste Incineration Units Impacts: Nationwide	EPA	Proposed information collection, *" NSPS for Other Solid Waste Incineration Units*," to be submitted to OMB in accordance with the *Paperwork Reduction Act.*	12/27/18	EPA–HQ–OECA–2014–0094 *83 FR 60852, November 27, 2018*

AMERICAN OVERSIGHT

Ozone NAQQS San Joaquin Valley Ozone Nonattainment Area Impacts: CA	EPA	Proposed approval of portions of two CA CAA SIP revisions to meet requirements for the 2008 8-hour ozone NAAQS in the San Joaquin Valley Ozone Nonattainment Area.	12/31/18	EPA–R09–OAR–2018–0535 *83 FR 61346, November 29, 2018*
Information Collection Request NESHAP for Friction Materials Manufacturing Impacts: Nationwide	EPA	Proposed information collection*," NESHAP for Friction Materials Manufacturing*," to be submitted to OMB in accordance with the *Paperwork Reduction Act.*	12/31/18	EPA–HQ–OECA–2014–0085 *83 FR 61634, November 30, 2018*
Information Collection Request NESHAP for Plating and Polishing Area Sources Impacts: Nationwide	EPA	Proposed information collection*," NESHAP for Plating and Polishing Area Sources*," to be submitted to OMB in accordance with the *Paperwork Reduction Act.*	12/31/18	EPA–HQ–OECA–2014–0097 *83 FR 61628, November 30, 2018*
Information Collection Request NESHAP for Industrial, Commercial and Institutional Boilers and Process Heaters Impacts: Nationwide	EPA	Proposed information collection*," NESHAP for Industrial, Commercial and Institutional Boilers and Process Heaters*," to be submitted to OMB in accordance with the *Paperwork Reduction Act.*	12/31/18	EPA–HQ–OECA–2013–0352 *83 FR 61631, November 30, 2018*
CONSERVATION / ESA				
Supplemental Draft EIS Hanford Reach National Monument Rattlesnake Unit Impacts: Nationwide	FWS	Supplemental draft EIS for the Hanford Reach National Monument Rattlesnake Unit.	12/03/18	EIS No. 20180243 *83 FR 53053, October 19, 2018*

AMERICAN OVERSIGHT

Revised Draft EIS Long-Term Conservation Strategy for the Marbled Murrelet Impacts: WA	FWS	Revised draft EIS for the long-term conservation strategy for the Marbled Murrelet.	12/06/18	EIS No. 20180205 *83 FR 56078, November 9, 2018*
ESA Threatened Species Status / with 4(d) Rule Eastern Black Rail Impacts: CO, KS, NE, NM, OK, TX	FWS	Proposed ESA threatened listing of the Eastern Black Rail, with a Section 4(d) rule.	12/10/18	FWS–R4–ES–2018–0057 *83 FR 50610, October 9, 2018*
ESA Threatened Species Status Pacific Marten Coastal Distinct Population Segment Impacts: CA, OR	FWS	Proposed ESA threatened listing of the coastal distinct population segment of Pacific marten.	12/10/18	FWS–R8–ES–2018–0076 *83 FR 50574, October 9, 2018*
Vessel and Aircraft Discharges from U.S. Coast Guard Greater Farallones and Cordell Bank National Marine Sanctuaries Impacts: CA	NMFS	Rule allowing the U.S. Coast Guard to carry out certain otherwise prohibited activities within waters of Greater Farallones National Marine Sanctuary and Cordell Bank National Marine Sanctuary.	12/10/18	*83 FR 55956, November 9, 2018*
Information Collection Request In-Season Subsistence Salmon Fishery Catch and Effort Survey Impacts: Nationwide	FWS	Proposed information collection*," In-Season Subsistence Salmon Fishery Catch and Effort Survey*," to be submitted to OMB in accordance with the *Paperwork Reduction Act.*	12/11/18	FWS–R7–FAC–2018–N102 *83 FR 51695, October 12, 2018*

AMERICAN OVERSIGHT

Proposed Technical Note Recommended Standard Methods for Use as Soil Health Indicator Measurements Impacts: Nationwide	NRCS	Proposed technical note: "*Recommended Soil Health Indicators and Associated Laboratory Procedures.*"	12/13/18	NRCS–2018–000 *83 FR 46703, September 14, 2018*
Updated Collision Risk Model Priors for Estimating Eagle Fatalities at Wind Energy Facilities Impacts: Nationwide	FWS	Reopening of comment period for updated collision risk model to predict the number of golden and bald eagles that may be killed at new wind facilities. The model incorporates existing information on eagle exposure and collision probability in the form of prior distributions form of prior distributions.	12/13/18 (Reopened comment period)	FWS–HQ–MB–2017–0092 *83 FR 56365, November 13, 2018* *83 FR 28858, June 21, 2018*
ESA Incidental Take Permit Seven Species in the Santa Clara River Watershed Foothill Feeder Inspection and Maintenance Activities Impacts: CA	FWS	Application from Metropolitan Water District of Southern California for an ESA incidental take permit. The permit would authorize take of the federally endangered unarmored three-spine stickleback, arroyo toad, the federally threatened California red-legged frog, and non-listed Santa Ana sucker, western spadefoot, two-striped garter snake, and western pond turtle incidental to otherwise lawful activities associated with the inspection and maintenance of the Foothill Feeder water conveyance pipeline in the draft habitat conservation plan prepared for the project.	12/21/18	FWS–R8–ES–2018–N141 *83 FR 58782, November 21, 2018*

AMERICAN OVERSIGHT

Information Collection Request Submission of Conservation Efforts to Make Listings Unnecessary Under ESA Impacts: Nationwide	NMFS	Proposed information collection,*" Submission of Conservation Efforts to Make Listings Unnecessary Under ESA,"* to be submitted to OMB in accordance with the *Paperwork Reduction Act.*	12/21/18	*83 FR 58760, November 21, 2018*
Information Collection Request Coastal and Estuarine Land Conservation, Planning, Protection or Restoration Impacts: Nationwide	NOAA	Proposed information collection, "*Coastal and Estuarine Land Conservation, Planning, Protection or Restoration*," to be submitted to OMB in accordance with the *Paperwork Reduction Act.*	12/24/18	*83 FR 59362, November 23, 2018*
Information Collection Request Policy for Evaluation of Conservation Efforts When Making Listing Decisions (PECE) Impacts: Nationwide	FWS	Proposed information collection,*" Policy for Evaluation of Conservation Efforts When Making Listing Decisions (PECE),"* to be submitted to OMB in accordance with the *Paperwork Reduction Act.*	12/24/18	FWS–HQ–ES–2018–N145 *83 FR 59406, November 23, 2018*
Initiation of ESA Five-Year Status Review Wood Bison Impacts: AK	FWS	Initiation of an ESA five-year status review of the wood bison. Submission of any new information on this species that has become available since the species was reclassified under the ESA as threatened throughout its range, in 2012 is requested.	12/24/18	FWS–R7–ES–2018–N113 *83 FR 53495, October 23, 2018*
Information Collection Request	NMFS	Proposed information collection,*" Economic Value of Non-Consumptive*	12/28/18	*83 FR 54317, October 29, 2018*

AMERICAN OVERSIGHT

Economic Value of Non-Consumptive Recreation Use from Those Accessing the Monterey Bay National Marine Sanctuary via For Hire Operation Boat Impacts: CA		*Recreation Use from Those Accessing the Monterey Bay National Marine Sanctuary via For Hire Operation Boat*," to be submitted to OMB in accordance with the *Paperwork Reduction Act.*		
Information Collection Request Economic Value of the Reduction in the Risk of Whale Strikes in the Channel Islands National Marine Sanctuary Impacts: CA	NMFS	Proposed information collection,*" Economic Value of the Reduction in the Risk of Whale Strikes in the Channel Islands National Marine Sanctuary,"* to be submitted to OMB in accordance with the *Paperwork Reduction Act.*	12/28/18	*83 FR 54316, October 29, 2018*
ESA Take Application Draft EA Draft Natural Community Conservation Plan / Habitat Conservation Plan City of Rancho Palos Verdes Impacts: CA	FWS	Draft natural community conservation plan / habitat conservation plan and draft EA for the City of Rancho Palos Verdes. The documents were submitted in support of an application for ESA take of 10 covered species resulting from covered projects / activities and a permit under the CA Natural Community Conservation Planning Act of 2002.	12/31/18	FWS–R8–ES–2018–N094 *83 FR 54769, October 31, 2018*
CYBERSECURITY				
Information Collection Request National Cybersecurity Center of Excellence	NIST	Proposed information collection,*" National Cybersecurity Center of Excellence Participant Letter(s) of Interest*," to be submitted to OMB in	12/06/18	*83 FR 55522, November 6, 2018*

AMERICAN OVERSIGHT

Participant Letter(s) of Interest Impacts: Nationwide		accordance with the *Paperwork Reduction Act.*		
ELECTRICITY				
Energy Efficiency Standard Test Procedure Three-Phase Commercial Air-Cooled Air Conditioners and Heat Pumps with a Certified Cooling Capacity of Less Than 65,000 Btu/h Impacts: Nationwide	DOE / EERE	Request for information consider whether to amend its test procedure for three-phase commercial air-cooled air conditioners and heat pumps with a cooling capacity of less than 65,000 British thermal units per hour ("Btu/h").	12/03/18	EERE–2017–BT–TP–0031 *83 FR 495018, October 2, 2018*
EIS Scoping 2010 Socorro Field Office RMP Borderlands Commercial Wind Energy Project Impacts: NM	BLM	Scoping for EIS associated with a potential amendment to the 2010 Socorro Field Office Resource Management Plan (RMP) for the proposed Borderlands commercial wind energy project.	12/10/18	*83 FR 56097, November 9, 2018*
Information Collection Request Mandatory Reliability Standards: BAL Reliability Standards Impacts: Nationwide	FERC	Proposed information collection,*" Mandatory Reliability Standards: BAL Reliability Standards" (FERC–725R),* to be submitted to OMB in accordance with the *Paperwork Reduction Act.*	12/10/18	*83 FR 50652, October 9, 2018*
Information Collection Request Market-based Rates for	FERC	Proposed information collection,*" Market-based Rates for Wholesale Sales of Electric Energy, Capacity*	12/10/18	*83 FR 50650, October 9, 2018*

AMERICAN OVERSIGHT

Wholesale Sales of Electric Energy, Capacity and Ancillary Services by Public Utilities Impacts: Nationwide		*and Ancillary Services by Public Utilities" (FERC–919),* to be submitted to OMB in accordance with the *Paperwork Reduction Act.*		
Draft EIS Grant Lake Hydropower License Impacts: AK	FERC	Draft EIS for the proposed Grant Lake Hydropower License.	12/10/18	EIS No. 20180254 *83 FR 54105, October 26, 2018*
Qualifying Conduit Hydropower Facility Haights Creek Micro-Hydropower Project Impacts: UT	FERC	Proposed qualifying conduit hydropower facility, pursuant to section 4 of the *Hydropower Regulatory Efficiency Act of 2013*. The Haights Creek Micro-Hydropower Project would have a total installed capacity up to 24 kilowatts and would be located on the existing Haights Creek Irrigation Pipeline.	12/15/18 (Est.)	*83 FR 54740, October 31, 2018*
Information Collection Request Reliability Standards for the Bulk Power System: PRC Reliability Standards Impacts: Nationwide	FERC	Proposed information collection, "*Reliability Standards for the Bulk Power System: PRC Reliability Standards" (FERC–725G),* to be submitted to OMB in accordance with the *Paperwork Reduction Act.*	12/17/18	*83 FR 52442, October 17, 2018*
Information Collection Request Electric Standards and Specifications for Materials and Construction	RUS	Proposed information collection,*" Electric Standards and Specifications for Materials and Construction,"* to be submitted to OMB in accordance with the	12/18/18	*83 FR 53027, October 19, 2018*

AMERICAN OVERSIGHT

Impacts: Nationwide		*Paperwork Reduction Act.*		
Information Collection Request Electric Rate Schedules and Tariffs: Long-Term Firm Transmission Rights in Organized Electricity Markets Impacts: Nationwide	FERC	Proposed information collection,*" Electric Rate Schedules and Tariffs: Long-Term Firm Transmission Rights in Organized Electricity Markets" (FERC–732*), to be submitted to OMB in accordance with the *Paperwork Reduction Act.*	12/24/18	IC19–1–000 *83 FR 53464, October 23, 2018*
Information Collection Request Prepayment of Rural Utilities Service Guaranteed and Insured Loans Impacts: Nationwide	RUS	Proposed information collection*,"7 CFR part 1786, Prepayment of Rural Utilities Service Guaranteed and Insured Loans*," to be submitted to OMB in accordance with the *Paperwork Reduction Act.*	12/28/18	*83 FR 54312, October 29, 2018*
Critical Electric Infrastructure Information New Administrative Procedures Impacts: Nationwide	DOE	Proposed rule for public comment to implement DOE's critical electric infrastructure information designation authority under the *Federal Power Act.*	12/28/18	*83 FR 54268, October 29, 2018*
Federal Power Act Mergers / Consolidations of Public Utilities Impacts: Nationwide	FERC	Proposed revision to FERC regulations relating to mergers or consolidations by public utilities.	12/31/18	*83 FR 61338, November 29, 2018*
EMERGENCY MANAGEMENT				

AMERICAN OVERSIGHT

Disaster Declaration Severe Storms and Flooding Physical Loan Application Deadline Impacts: TX	SBA	Administrative declaration of disaster. Incident: Severe storms and flooding 09/21/18 through 09/23/18. Physical loan application deadline.	12/17/18	Disaster Declaration 15754 TX Disaster Number TX–00507 *83 FR 54161, October 26, 2018*
Disaster Declaration Super Typhoon Yutu Physical Loan Application Deadline Impacts: CNMI	SBA	Notice of amendment to Presidential declaration. Incident: Super Typhoon Yutu 10/24/18 through 10/26/18 Physical loan application deadline.	12/26/18	Disaster Declaration 15782 CNMI Disaster Number MP–00009 *83 FR 55924, November 8, 2018*
Disaster Declaration Flooding Physical Loan Application Deadline Impacts: MT	SBA	Presidential declaration of a major disaster. Incident: Flooding 05/01/18 through 06/10/18. Physical loan application deadline.	12/31/18	Disaster Declaration 15784 MT Disaster Number MT–00118 *83 FR 55925, November 8, 2018*
Disaster Declaration Super Typhoon Yutu Physical Loan Application Deadline Impacts: CNMI	SBA	Presidential declaration of a major disaster. Incident: Super Typhoon Yutu 10/24/18 through 10/26/18. Physical loan application deadline.	12/31/18	Disaster Declaration 15786 CNMI Disaster Number MP–00010 *83 FR 55924, November 8, 2018*

AMERICAN OVERSIGHT

ENERGY				
Draft EIS Rio Grande LNG Project Impacts: TX	FERC	Draft EIS for the Rio Grande LNG Project.	12/03/18	EIS No. 20180246 *83 FR 53053, October 19, 2018*
Draft Guidance Pipeline Safety: Extension of the Seven-year Integrity Management Reassessment Interval by Six Months Impacts: Nationwide	PHMSA	Draft guidance: "*Pipeline Safety: Extension of the Seven-year Integrity Management Reassessment Interval by Six Months.*"	12/17/18	*83 FR 57388, November 15, 2018*
Draft EIS Texas LNG Project Impacts: TX	FERC	Draft EIS for the proposed Texas LNG Project.	12/17/18	EIS No. 20180263 *83 FR 55164, November 2, 2018*
Draft Supplemental EIS Northern Great Plains Management Plans Revision Impacts: ND	USFS	Draft supplemental EIS for the proposed Northern Great Plains Management Plans Revision (Dakota Prairie Oil and Gas RFDS SEIS).	12/17/18	EIS No. 20180260 *83 FR 55164, November 2, 2018*
EIS Scoping Proposed 2019 Beaufort Sea Oil and Gas Lease Sale Outer Continental Shelf AK Region Beaufort Sea Program Area	BOEM	Scoping for EIS associated with the proposed 2019 Beaufort Sea Lease Sale in the OCS Beaufort Sea Planning Area.	12/17/18	BOEM–2018–0054 *83 FR 57749, November 16, 2018*

AMERICAN OVERSIGHT

Impacts: AK				
Public Utility Transmission Rate Changes to Address Accumulated Deferred Income Taxes Impacts: Nationwide	FERC	Proposed requirement of all public utility transmission providers with transmission rates under an open access transmission tariff, a transmission owner tariff, or a rate schedule to revise those rates to account for changes caused by the *Tax Cuts and Jobs Act of 2017*.	12/24/18	*83 FR 59331, November 23, 2018*
Draft Guidance Horizontal Directional Drill Monitoring, Inadvertent Return Response, and Contingency Plans Impacts: Nationwide	FERC	Draft guidance: "*Horizontal Directional Drill Monitoring, Inadvertent Return Response, and Contingency Plans."*	12/28/18	*83 FR 55162, November 2, 2018*
ENVIRONMENTAL MANAGEMENT				
Information Collection Request Anaerobic Digestion Facilities Processing Wasted Food to Support EPA's Sustainable Food Management Programs Impacts: Nationwide	EPA	Proposed information collection,*" Anaerobic Digestion Facilities Processing Wasted Food to Support EPA's Sustainable Food Management Programs*," to be submitted to OMB in accordance with the *Paperwork Reduction Act.*	12/03/18	EPA–HQ–RCRA–2015–0836 *83 FR 49921, October 3, 2018*
Information Collection Request Expanded Access to TSCA Confidential Business Information Impacts: Nationwide	EPA	Proposed information collection,*" Expanded Access to TSCA Confidential Business Information*," to be submitted to OMB in accordance with the *Paperwork Reduction Act.*	12/26/18	EPA–HQ–OPPT–2017–0652 *83 FR 60423, November 26, 2018*

AMERICAN OVERSIGHT

Information Collection Request Certification of Pesticide Applicators Impacts: Nationwide	EPA	Proposed information collection,*" Certification of Pesticide Applicators,"* to be submitted to OMB in accordance with the *Paperwork Reduction Act.*	12/27/18	EPA–HQ–OPP–2017–0654 *83 FR 60847, November 27, 2018*
Information Collection Request PCBs, Consolidated Reporting and Record Keeping Requirements Impacts: Nationwide	EPA	Proposed information collection,*" PCBs, Consolidated Reporting and Record Keeping Requirements,"* to be submitted to OMB in accordance with the *Paperwork Reduction Act.*	12/27/18	EPA–HQ–OPPT–2017–0647 *83 FR 60844, November 27, 2018*
Information Collection Request Premanufacture Review Reporting and Exemption Requirements for New Chemical Substances and Significant New Use Reporting Requirements for Chemical Substances Impacts: Nationwide	EPA	Proposed information collection,*" Pre-manufacture Review Reporting and Exemption Requirements for New Chemical Substances and Significant New Use Reporting Requirements for Chemical Substances,"* to be submitted to OMB in accordance with the *Paperwork Reduction Act.*	12/27/18	EPA–HQ–OPPT–2017–0645 *83 FR 60845, November 27, 2018*
Information Collection Request Health and Safety Data Reporting, Submission of Lists and Copies of Health and Safety Studies Impacts: Nationwide	EPA	Proposed information collection,*" Health and Safety Data Reporting, Submission of Lists and Copies of Health and Safety Studies*," to be submitted to OMB in accordance with the *Paperwork Reduction Act.*	12/27/18	EPA–HQ–OPPT–2017–0646 *83 FR 60853, November 27, 2018*
Information Collection Request	EPA	Proposed information collection,*" Monthly*	12/27/18	EPA–HQ–OARM–2018–

AMERICAN OVERSIGHT

Monthly Progress Reports Impacts: Nationwide		*Progress Reports*," to be submitted to OMB in accordance with the *Paperwork Reduction Act.*		0229 *83 FR 60849, November 27, 2018*
FISHERIES				
Information Collection Request Access-Point Angler Intercept Survey Impacts: AK	NMFS	Proposed information collection,*" Access-Point Angler Intercept Survey*," to be submitted to OMB in accordance with the *Paperwork Reduction Act.*	12/10/18	*83 FR 50643, October 9, 2018*
Information Collection Request Fisher Behavior and Protected Species Interactions in HI and AS Longline Fisheries Impacts: HI and AS	NMFS	Proposed information collection,*" Fisher Behavior and Protected Species Interactions in Hawaii and American Samoa Longline Fisheries*," to be submitted to OMB in accordance with the *Paperwork Reduction Act.*	12/10/18	*83 FR 51448, October 11, 2018*
Information Collection Request AK Community Quota Entity Program Impacts: AK	NMFS	Proposed information collection, "*AK Community Quota Entity Program,"* to OMB in accordance with the *Paperwork Reduction Act.*	12/10/18	*83 FR 50644, October 9, 2018*
Information Collection Request AK Region Amendment 80 Permits and Reports Impacts: AK	NMFS	Proposed information collection*," AK Region Amendment 80 Permits and Reports,"* to be submitted to OMB in accordance with the *Paperwork Reduction Act.*	12/10/18	*83 FR 50645, October 9, 2018*
Shipping Act, Merchant Marine	NMFS	Proposed revision to the operating rules of the Fishing Vessel, Fishing	12/17/18	NOAA-NMFS-2014-0062

AMERICAN OVERSIGHT

Magnuson-Stevens Fishery Conservation and Management Act Fishing Vessel, Fishing Facility and Individual Fishing Quota Lending Program Impacts: Nationwide		Facility and Individual Fishing Quota Lending Program. Revision would set forth procedures, eligibility criteria, loan terms and other requirements to add FFP financing to construct fishing vessels or reconstruct fishing vessels in limited access fisheries that are neither overfished or subject to overfishing.		*83 FR 55137, November 2, 2018*
Nominations Sought Marine Fisheries Advisory Committee Impacts: Nationwide	NMFS	Nominations sought for qualified individuals to serve on the Marine Fisheries Advisory Committee.	12/24/18	*83 FR 59363, November 23, 2018*
Information Collection Request North Pacific Observer Program Impacts: AK	NOAA	Proposed information collection,*" North Pacific Observer Program*," to be submitted to OMB in accordance with the *Paperwork Reduction Act.*	12/28/18	*83 FR 61144, November 28, 2018*
Identification of Nations Engaged in Illegal, Unreported or Unregulated Fishing, Bycatch or Shark Fishing Impacts: Coastal States, HI and U.S. Pacific Territorial Islands	NMFS	NMFS is seeking information regarding nations whose vessels are engaged in illegal, unreported or unregulated fishing, bycatch of protected living marine resources and / or fishing activities in waters beyond any national jurisdiction that target or incidentally catch sharks.	12/31/18	*83 FR 23660, May 22, 2018*
Information Collection Request Reporting Requirements	NMFS	Proposed information collection,*" Reporting Requirements for Commercial Fisheries*	12/31/18	*83 FR 54916, November 1, 2018*

AMERICAN OVERSIGHT

for Commercial Fisheries Authorization Under Section 118 of the Marine Mammal Protection Act Impacts: Nationwide		*Authorization Under Section 118 of the Marine Mammal Protection Act,"* to be submitted to OMB in accordance with the *Paperwork Reduction Act.*		
HEALTH CARE				
Information Collection Request Office of Adolescent Health Pregnancy Assistance Fund Performance Data Collection, FY18–20 Impacts: Nationwide	HHS	Proposed information collection, "*Office of Adolescent Health Pregnancy Assistance Fund Performance Data Collection, FY18–20*," to be submitted to OMB in accordance with the *Paperwork Reduction Act.*	12/03/18	OS–0990 *83 FR 495608, October 2, 2018*
Changes to the Medicare Claims and Medicare Prescription Drug Coverage Determination Appeals Procedures Impacts: Nationwide	CMS	Proposed rule would revise the regulations setting forth the appeals process that Medicare beneficiaries, providers and suppliers must follow in order to appeal adverse determinations regarding claims for benefits under Medicare Part A and Part B or determinations for prescription drug coverage under Part D.	12/03/18	CMS–4174–P *83 FR 495138, October 2, 2018*
Proposed Revised Vaccine Information Materials for Meningococcal ACWY and DTaP Vaccines Impacts: Nationwide	CDC	Request for comments on the proposed updated vaccine information statements for meningococcal ACWY and DTaP (diphtheria, tetanus, acellular pertussis) vaccines.	12/03/18	CDC–2018–0091 *83 FR 49929, October 3, 2018*
Information Collection Request Scaling the National	CDC	Proposed information collection,*" Scaling the National Diabetes Prevention Program in*	12/03/18	CDC–2018–0089 *83 FR 50098,*

AMERICAN OVERSIGHT

Diabetes Prevention Program in Underserved Areas Impacts: Nationwide		*Underserved Areas," to* be submitted to OMB in accordance with the *Paperwork Reduction Act.*		*October 4, 2018*
Information Collection Request Investigational New Drug Applications Impacts: Nationwide	FDA	Proposed information collection*," Investigational New Drug Applications,"* to be submitted to OMB in accordance with the *Paperwork Reduction Act.*	12/03/18	FDA–2014–N–1721 *83 FR 50102, October 4, 2018*
Center for Devices and Radiological Health FY19 Proposed Guidance Development Impacts: Nationwide	FDA	Announcement of the website location where FDA will post two lists of guidance documents that the Center for Devices and Radiological Health intends to publish in FY19. Comments are welcomed on the guidance documents.	12/03/18	FDA–2012–N–1021 *83 FR 50107, October 4, 2018*
Information Collection Request Methods for Assuring Access to Covered Medicaid Services Under 42 CFR 447.203 and 447.204 Impacts: Nationwide	CMS	Proposed information collection*," Methods for Assuring Access to Covered Medicaid Services Under 42 CFR 447.203 and 447.204,"* to be submitted to OMB in accordance with the *Paperwork Reduction Act.*	12/03/18	CMS–10391 *83 FR 50099, October 4, 2018*
Information Collection Request Report of Illness or Death: Interstate Travel of Persons Impacts: Nationwide	CDC	Proposed information collection*," Report of Illness or Death: Interstate Travel of Persons," t*o be submitted to OMB in accordance with the *Paperwork Reduction Act.*	12/03/18	*83 FR 54929, November 1, 2018*

AMERICAN OVERSIGHT

Information Collection Request Cohort 3 Teen Pregnancy Prevention Program Performance Measures Impacts: Nationwide	HHS	Proposed information collection,*" Cohort 3 Teen Pregnancy Prevention Program Performance Measures,"* to be submitted to OMB in accordance with the *Paperwork Reduction Act.*	12/03/18	OS–0990–0460 *83 FR 495608, October 2, 2018*
Information Collection Request Monitoring Changes in Attitudes and Practices among Family Planning Providers and Clinics Impacts: Nationwide	CDC	Proposed information collection,*" Monitoring Changes in Attitudes and Practices among Family Planning Providers and Clinics*," to be submitted to OMB in accordance with the *Paperwork Reduction Act.*	12/03/18	*83 FR 54928, November 1, 2018*
Information Collection Request Laboratory Response Network Information Collection Impacts: Nationwide	CDC	Proposed information collection,*" Laboratory Response Network Information Collection,"* to be submitted to OMB in accordance with the *Paperwork Reduction Act.*	12/03/18	CDC–2018–0088 *83 FR 50096, October 4, 2018*
Information Collection Request Biosimilars User Fee Program Impacts: Nationwide	FDA	Proposed information collection,*" Biosimilars User Fee Program,"* to be submitted to OMB in accordance with the *Paperwork Reduction Act.*	12/05/18	FDA–2018–N–1967 *83 FR 55370, November 5, 2018*
Draft Guidance Consideration of Uncertainty in Making Benefit-Risk Determinations in Medical Device Premarket Approvals,	FDA	Draft guidance: "*Consideration of Uncertainty in Making Benefit-Risk Determinations in Medical Device Premarket Approvals, De Novo Classifications, and*	12/05/18	FDA–2018–D–313 *83 FR 45247, September 6, 2018*

AMERICAN OVERSIGHT

De Novo Classifications, and Humanitarian Device Exemptions Impacts: Nationwide		*Humanitarian Device Exemptions."*		
Information Collection Request Natural History of Clostridium difficile Colonization and Infection Impacts: Nationwide	CDC	Proposed information collection*," Natural History of Clostridium difficile Colonization and Infection,"* to be submitted to OMB in accordance with the *Paperwork Reduction Act.*	12/06/18	*83 FR 55549, November 6, 2018*
Information Collection Request Electronic Visit Verification Compliance Survey Impacts: Nationwide	CMS	Proposed information collection*," Electronic Visit Verification Compliance Survey*," to be submitted to OMB in accordance with the *Paperwork Reduction Act.*	12/09/18	CMS–10680 *83 FR 50381, October 5, 2018*
Draft Guidance Assessing Adhesion with Transdermal and Topical Delivery Systems for Abbreviated New Drug Applications Impacts: Nationwide	FDA	Draft guidance: "*Assessing Adhesion with Transdermal and Topical Delivery Systems for Abbreviated New Drug Applications."*	12/10/18	FDA 2016–D–1254 *83 FR 50942, October 10, 2018*
Product-Specific Guidances Impacts: Nationwide	FDA	Product-specific guidances on, among other things, the design of bioequivalence studies to support abbreviated new drug applications.	12/10/18	FDA–2007–D–0369 *83 FR 50943, October 10, 2018*
Draft Guidance Assessing the Irritation	FDA	Draft guidance: "*Assessing the Irritation and Sensitization Potential of*	12/10/18	FDA–2018–D–3546

AMERICAN OVERSIGHT

and Sensitization Potential of Transdermal and Topical Delivery Systems for Abbreviated New Drug Applications Impacts: Nationwide		*Transdermal and Topical Delivery Systems for Abbreviated New Drug Applications."*		*83 FR 50945, October 10, 2018*
Revised Draft MOU Addressing Certain Distributions of Compounded Drug Products Between the States and the FDA Impacts: Nationwide	FDA	Revised draft MOU: "*Addressing Certain Distributions of Compounded Drug Products Between the States and the FDA*."	12/10/18	FDA–2018–N–3065 *83 FR 45631, September 10, 2018*
Draft Guidance Various Topics Impacts: Nationwide	FDA	Draft guidance documents: -"*Testing of Retroviral Vector-Based Human Gene Therapy Products for Replication Competent Retrovirus During Product Manufacture and Patient Follow-up" (FDA– 1999–D–0081);* -*"Chemistry, Manufacturing and Control Information for Human Gene Therapy Investigational New Drug Applications" (FDA–2008–D– 0205);* -*"Long-Term Follow-Up After Administration of Human Gene Therapy Products" (FDA–2018–D–2173);* -*"Human Gene Therapy for Retinal Disorders; Draft Guidance for Industry" (FDA–2018–D–2236);* -*"Human Gene Therapy for Hemophilia; Draft Guidance*	12/10/18 (Comment periods extended)	*83 FR 45249, September 6, 2018*

AMERICAN OVERSIGHT

		for Industry" (FDA–2018–D–2238); *-"Human Gene Therapy for Rare Diseases" (FDA–2018–D–2258).*		
Information Collection Request Registration of Producers of Drugs and Listing of Drugs in Commercial Distribution Impacts: Nationwide	FDA	Proposed information collection,*" Registration of Producers of Drugs and Listing of Drugs in Commercial Distribution,"* to be submitted to OMB in accordance with the *Paperwork Reduction Act.*	12/10/18	FDA–2011–N–074 *83 FR 55898, November 8, 2018*
Information Collection Request Post-Marketing Adverse Drug and Biological Product Experience Reporting and Recordkeeping Impacts: Nationwide	FDA	Proposed information collection,*" Post-Marketing Adverse Drug and Biological Product Experience Reporting and Recordkeeping*," to be submitted to OMB in accordance with the *Paperwork Reduction Act.*	12/10/18	FDA–2012–N–0253 *83 FR 55900, November 8, 2018*
Information Collection Request Standards Related to Reinsurance, Risk Corridors, and Risk Adjustment Impacts: Nationwide	CMS	Proposed information collection,*" Standards Related to Reinsurance, Risk Corridors, and Risk Adjustment*," to be submitted to OMB in accordance with the *Paperwork Reduction Act.*	12/10/18	CMS–10401 *83 FR 55890, November 8, 2018*
Medical Device Submissions Amending Premarket Regulations That Require Multiple Copies and Specify Paper	FDA	Proposed amendment to requirements for medical device premarket submissions to remove paper and multiple copies and replace them with requirements for a single	12/12/18	FDA–2018–N–062 *83 FR 46444, September 13, 2018*

AMERICAN OVERSIGHT

Copies to Be Allowed in Electronic Format Impacts: Nationwide		submission in electronic format.		
Draft Guidance Hazard Analysis and Risk-Based Preventive Controls for Food for Animals: Supply-Chain Program Impacts: Nationwide	FDA	Draft guidance: "*Hazard Analysis and Risk-Based Preventive Controls for Food for Animals: Supply-Chain Program.*"	12/12/18	FDA–2018–D–1861 *83 FR 27999, June 15, 2018*
Draft Guidance 510(k) Third-Party Review Program Impacts: Nationwide	FDA	Draft guidance: "*510(k) Third-Party Review Program.*"	12/13/18	FDA–2016–D–2565 *83 FR 46742, September 14, 2018*
Information Collection Request Surveys and Interviews with Investigational New Drug Sponsors to Assess Current Communication Practices with FDA Review Staff Under the Sixth Authorization of the Prescription Drug User Fee Act Impacts: Nationwide	FDA	Proposed information collection,*" Surveys and Interviews with Investigational New Drug Sponsors to Assess Current Communication Practices with FDA Review Staff Under the Sixth Authorization of the Prescription Drug User Fee Act*," to be submitted to OMB in accordance with the *Paperwork Reduction Act.*	12/13/18	FDA–2018–N–2970 *83 FR 56349, November 13, 2018*
Information Collection Request One Health Harmful Algal Bloom System Impacts: Nationwide	CDC	Proposed information collection*," One Health Harmful Algal Bloom System*," to be submitted to OMB in accordance with the *Paperwork Reduction Act.*	12/14/18	CDC–2018–0098 *83 FR 51958, October 15, 2018*

AMERICAN OVERSIGHT

Information Collection Request National Survey of Health Information Exchange Organizations Impacts: Nationwide	HHS	Proposed information collection,*" National Survey of Health Information Exchange Organizations,"* to be submitted to OMB in accordance with the *Paperwork Reduction Act.*	12/14/18	OS–0990–new *83 FR 51962, October 15, 2018*
Information Collection Request Request for Advance or Reimbursement Impacts: Nationwide	HHS	Proposed information collection,*" SF–270 Request for Advance or Reimbursement,"* to be submitted to OMB in accordance with the *Paperwork Reduction Act.*	12/14/18	OS–4040–0012 *83 FR 51963, October 15, 2018*
Information Collection Request Labeling of Certain Beers Subject to the Labeling Jurisdiction of the FDA Impacts: Nationwide	FDA	Proposed information collection,*" Labeling of Certain Beers Subject to the Labeling Jurisdiction of the FDA,"* to be submitted to OMB in accordance with the *Paperwork Reduction Act.*	12/14/18	FDA–2009–D–0268 *83 FR 56856, November 14, 2018*
Information Collection Request Disclosures of Descriptive Presentations in Professional Oncology Prescription Drug Promotion Impacts: Nationwide	FDA	Proposed information collection,*" Disclosures of Descriptive Presentations in Professional Oncology Prescription Drug Promotion,"* to be submitted to OMB in accordance with the *Paperwork Reduction Act.*	12/14/18	FDA–2017–N–1779 *83 FR 56845, November 14, 2018*
Information Collection Request Outlay Report and Request for	HHS	Proposed information collection,*" SF–271 Outlay Report and Request for Reimbursement for Construction Programs,"* to be submitted to OMB in	12/14/18	OS–04040–0011 *83 FR 51961, October 15, 2018*

AMERICAN OVERSIGHT

Reimbursement for Construction Programs Impacts: Nationwide		accordance with the *Paperwork Reduction Act.*		
Information Collection Request National Notifiable Diseases Surveillance System Impacts: Nationwide	CDC	Proposed information collection,*" National Notifiable Diseases Surveillance System*," to be submitted to OMB in accordance with the *Paperwork Reduction Act.*	12/14/18	*83 FR 57485, November 15, 2018*
Draft Guidance Infection Control in Healthcare Personnel: Infrastructure and Routine Practices for Occupational Infection Prevention and Control Services Impacts: Nationwide	CDC	Draft guidance: "*Infection Control in Healthcare Personnel: Infrastructure and Routine Practices for Occupational Infection Prevention and Control Services."*	12/14/18	CDC–2018–0099 *83 FR 51957, October 15, 2018*
Request for Nominations Tick-Borne Disease Working Group Impacts: Nationwide	HHS	Request for nominations for the Tick-Borne Disease Working Group.	12/14/18	*83 FR 57739, November 16, 2018*
Draft Guidance Q12 Technical and Regulatory Considerations for Pharmaceutical Product Lifecycle Management; International Council for Harmonisation Impacts: Nationwide	FDA	Draft guidance: *"Q12 Technical and Regulatory Considerations for Pharmaceutical Product Lifecycle Management; International Council for Harmonisation."*	12/15/18	FDA–2018–D–1609 *83 FR 25018, May 31, 2018*

AMERICAN OVERSIGHT

Infectious Diseases and Circumstances Relevant to Notification Requirement: Definition of "Emergency Response Employee" Impacts: Nationwide	CDC	Infectious diseases and circumstances relevant to notification requirements: proposed definition of "emergency response employee."	12/17/18	CDC–2018–0094; NIOSH–321 *83 FR 52454, October 17, 2018*
Draft Guidance Presenting Quantitative Efficacy and Risk Information in Direct-to-Consumer Promotional Labeling and Advertisements Impacts: Nationwide	FDA	Draft guidance: *"Presenting Quantitative Efficacy and Risk Information in Direct-to-Consumer Promotional Labeling and Advertisements*."	12/17/18	FDA–2018–D–2613 *83 FR 52484, October 17, 2018*
Information Collection Request Bureau of Health Workforce Performance Data Collection Impacts: Nationwide	HRSA	Proposed information collection*," Bureau of Health Workforce Performance Data Collection*," to be submitted to OMB in accordance with the *Paperwork Reduction Act.*	12/17/18	*83 FR 52840, October 18, 2018*
Medicare and Medicaid Programs Regulation to Require Drug Pricing Transparency Impacts: Nationwide	CMS	Proposed rule would revise the Federal Health Insurance Programs for the Aged and Disabled by amending the Medicare Parts A, B, C and D Programs, as well as the Medicaid Program, to require direct-to-consumer television advertisements of prescription drugs and biological products for which payment is available through or under Medicare or Medicaid to include the	12/17/18	CMS–4187–P *83 FR 52789, October 18, 2018*

AMERICAN OVERSIGHT

		Wholesale Acquisition Cost of that drug or biological product.		
Information Collection Request Physician Interpretation of Information About Prescription Drugs in Scientific Publications Versus Promotional Pieces Impacts: Nationwide	FDA	Proposed information collection*," Physician Interpretation of Information About Prescription Drugs in Scientific Publications Versus Promotional Pieces*," to be submitted to OMB in accordance with the *Paperwork Reduction Act.*	12/17/18	FDA–2018–N–3163 *83 FR 52490, October 17, 2018*
Information Collection Request Guidance for Industry on Establishing That a Tobacco Product Was Commercially Marketed in the U.S. as of 02/15/07 Impacts: Nationwide	FDA	Proposed information collection*," Guidance for Industry on Establishing That a Tobacco Product Was Commercially Marketed in the United States as of 02/15/07*," to be submitted to OMB in accordance with the *Paperwork Reduction Act.*	12/17/18	FDA–2011–D–0125 *83 FR 52488, October 17, 2018*
Information Collection Request Experimental Study of an Accelerated Approval Disclosure Impacts: Nationwide	FDA	Proposed information collection*," Experimental Study of an Accelerated Approval Disclosure*," to be submitted to OMB in accordance with the *Paperwork Reduction Act.*	12/17/18	FDA–2018–N–3138 *83 FR 52478, October 17, 2018*
Information Collection Request Disease Awareness and Prescription Drug Promotion on Television Impacts: Nationwide	FDA	Proposed information collection*," Disease* Awareness *and Prescription Drug Promotion on Television*," to be submitted to OMB in accordance with the *Paperwork Reduction Act.*	12/17/18	FDA–2018–N–3516 *83 FR 52472, October 17, 2018*

AMERICAN OVERSIGHT

Proposal Period Quality Metrics Site Visit Program for Center for Drug Evaluation and Research and Center for Biologics Evaluation and Research Staff Impacts: Nationwide	FDA	Extension of the proposal period for the "*Quality Metrics Site Visit Program for Center for Drug Evaluation and Research and Center for Biologics Evaluation and Research Staff*."	12/17/18	FDA–2018–N–1896 *83 FR 30751, June 29, 2018* *83 FR 41080, August 17, 2018*
Draft Guidance Hematologic Malignancies: Regulatory Considerations for Use of Minimal Residual Disease in Development of Drug and Biological Products for Treatment Impacts: Nationwide	FDA	Draft guidance: "*Hematologic Malignancies: Regulatory Considerations for Use of Minimal Residual Disease in Development of Drug and Biological Products for Treatment."*	12/17/18	FDA–2018–D–3090 *83 FR 52225, October 16, 2018*
Draft Guidance Rare Diseases: Early Drug Development and the Role of Pre-Investigational New Drug Application Meetings Impacts: Nationwide	FDA	Draft guidance: "*Rare Diseases: Early Drug Development and the Role of Pre-Investigational New Drug Application Meetings."*	12/17/18	FDA–2018–D–3268 *83 FR 52223, October 16, 2018*
Information Collection Request Application for Participation in FDA Fellowship and Traineeship Programs Impacts: Nationwide	FDA	Proposed information collection,*" Application for Participation in FDA Fellowship and Traineeship Programs*," to be submitted to OMB in accordance with the *Paperwork Reduction Act.*	12/18/18	FDA–2014–N–1072 *83 FR 53065, October 19, 2018*

AMERICAN OVERSIGHT

Information Collection Request Traumatic Brain Injury Disparities in Rural Areas Impacts: Nationwide	CDC	Proposed information collection*," Traumatic Brain Injury Disparities in Rural Areas,"* to be submitted to OMB in accordance with the *Paperwork Reduction Act.*	12/20/18	*83 FR 58571, November 20, 2018*
Information Collection Request Survey of Current Manufacturing Practices for the Cosmetics Industry Impacts: Nationwide	FDA	Proposed information collection,*" Survey of Current Manufacturing Practices for the Cosmetics Industry*," to be submitted to OMB in accordance with the *Paperwork Reduction Act.*	12/20/18	FDA–2018–N–2027 *83 FR 58582, November 20, 2018*
Information Collection Request General Licensing Provisions; Section 351(k) Biosimilar Applications Impacts: Nationwide	FDA	Proposed information collection,*" General Licensing Provisions; Section 351(k) Biosimilar Applications*," to be submitted to OMB in accordance with the *Paperwork Reduction Act.*	12/20/18	FDA 2012–N–0129 *83 FR 58583, November 20, 2018*
Information Collection Request Assessment of the Cancer Survivorship Demonstration Project Impacts: Nationwide	CDC	Proposed information collection," *Assessment of the Cancer Survivorship Demonstration Project,"* to be submitted to OMB in accordance with the *Paperwork Reduction Act.*	12/20/18	*83 FR 58570, November 20, 2018*
Information Collection Request CDC Worksite Health Score Card Impacts: Nationwide	CDC	Proposed information collection,*" CDC Worksite Health Score Card*," to be submitted to OMB in accordance with the *Paperwork Reduction Act.*	12/21/18	CDC–2018–0096 *83 FR 53252, October 22, 2018*

AMERICAN OVERSIGHT

Information Collection Request Foreign Supplier Verification Programs for Food Importer Impacts: Nationwide	FDA	Proposed information collection*," Foreign Supplier Verification Programs for Food Importer*," to be submitted to OMB in accordance with the *Paperwork Reduction Act.*	12/21/18	FDA–2011–N–0143 *83 FR 53271, October 22, 2018*
Information Collection Request Conflict of Interest Information for Participation in FDA Non-Employee Fellowship and Traineeship Programs Impacts: Nationwide	FDA	Proposed information collection*," Conflict of Interest Information for Participation in FDA Non-Employee Fellowship and Traineeship Programs,"* to be submitted to OMB in accordance with the *Paperwork Reduction Act.*	12/21/18	FDA–2018–N–3728 *83 FR 53257, October 22, 2018*
Information Collection Request Requirements on Content and Format of Labeling for Human Prescription Drug and Biological Products Impacts: Nationwide	FDA	Proposed information collection*," General Licensing Provisions; Requirements on Content and Format of Labeling for Human Prescription Drug and Biological Products*," to be submitted to OMB in accordance with the *Paperwork Reduction Act.*	12/21/18	FDA–2008–N–0500 *83 FR 58776, November 21, 2018*
Draft Guidance Verification Systems Under the Drug Supply Chain Security Act for Certain Prescription Drugs Impacts: Nationwide	FDA	Draft guidance: "*Verification Systems Under the Drug Supply Chain Security Act for Certain Prescription Drugs."*	12/24/18	FDA–2018–D–3462 *83 FR 53880, October 25, 2018*
Information Collection Request	FDA	Proposed information collection*," Registration and Product Listing for Owners*	12/24/18	FDA–2012–N–038

AMERICAN OVERSIGHT

Registration and Product Listing for Owners and Operators of Domestic Tobacco Product Establishments and Listing of Ingredients in Tobacco Products Impacts: Nationwide		*and Operators of Domestic Tobacco Product Establishments and Listing of Ingredients in Tobacco Products,"* to be submitted to OMB in accordance with the *Paperwork Reduction Act.*		*83 FR 53478, October 23, 2018*
Information Collection Request Children's Graduate Medical Education Quality Bonus System Initiative Response Form Impacts: Nationwide	HRSA	Proposed information collection*," Children's Graduate Medical Education Quality Bonus System Initiative Response Form,"* to be submitted to OMB in accordance with the *Paperwork Reduction Act.*	12/24/18	*83 FR 53487, October 23, 2018*
Information Collection Request National Panel of Tobacco Consumer Studies Impacts: Nationwide	FDA	Proposed information collection,*" National Panel of Tobacco Consumer Studies,"* to be submitted to OMB in accordance with the *Paperwork Reduction Act.*	12/24/18	FDA–2014–N–1533 *83 FR 53485, October 23, 2018*
Draft Guidance Further Testing of Donations That Are Reactive on a Licensed Donor Screening Test for Antibodies to Hepatitis C Virus Impacts: Nationwide	FDA	Draft guidance: "*Further Testing of Donations That Are Reactive on a Licensed Donor Screening Test for Antibodies to Hepatitis C Virus."*	12/24/18	FDA–2018–D–3197 *83 FR 48446, September 25, 2018*
Information Collection Requests Various Topics	CMS	Proposed information collections: -"*Federal Qualified Health*	12/24/18	*83 FR 53474, October 23, 2018*

AMERICAN OVERSIGHT

Impacts: Nationwide		*Center Cost Report" (CMS–224–14);* *-"21st Century Cures Act Section 12002 IMD Study" (CMS–10684);* -"*Medicare Program; Prior Authorization Process for Certain Durable Medical Equipment, Prosthetic, Orthotics and Supplies" (CMS–10524);* *-"Transparency in Coverage Reporting by Qualified Health Plan Issuers" (CMS–10572);* *-"Data Collection to Support QHP Certification and other Financial Management and Exchange Operations" (CMS–10433);* *-The State Flexibility to Stabilize the Market Grant Program" (CMS–10657);* to be submitted to OMB in accordance with the *Paperwork Reduction Act.*		
Information Collection Request Prescription Drug Product Labeling; Medication Guide Requirements Impacts: Nationwide	FDA	Proposed information collection,*" Prescription Drug Product Labeling; Medication Guide Requirements*," to be submitted to OMB in accordance with the *Paperwork Reduction Act.*	12/26/18	FDA–2011–N–0902 *83 FR 54110, October 26, 2018*
Draft Guidance Product-Specific Guidance on Sucralfate Impacts: Nationwide	FDA	Draft guidance: "*Product-Specific Guidance on Sucralfate."*	12/26/18 (Reopening of comment period.)	FDA–2007–D–0369 *83 FR 54113, October 26, 2018*

AMERICAN OVERSIGHT

Draft Guidance Coronary Drug-Eluting Stents – Nonclinical and Clinical Studies and Companion Guidance Document Impacts: Nationwide	FDA	Draft guidance: "*Coronary Drug-Eluting Stents – Nonclinical and Clinical Studies and Companion Guidance Document."*	12/26/18 (Reopening of comment period.)	FDA–2008–D–018 *83 FR 48824, September 27, 2018*
Information Collection Request Per- or Polyfluoroalkyl Substances Exposure Assessments Impacts: Nationwide	HHS / ATSDR	Proposed information collection,*" Per- or Polyfluoroalkyl Substances Exposure Assessment,"* to be submitted to OMB in accordance with the *Paperwork Reduction Act.*	12/27/18	*83 FR 60867, November 27, 2018*
Information Collection Request Foreign Quarantine Regulations Impacts: Nationwide	CDC	Proposed information collection,*" Foreign Quarantine Regulations,"* to be submitted to OMB in accordance with the *Paperwork Reduction Act.*	12/27/18	*83 FR 60870, November 27, 2018*
Information Collection Request Medical Reserve Corps Unit Profile and Reports Impacts: Nationwide	HHS	Proposed information collection,*" Medical Reserve Corps Unit Profile and Reports,"* to be submitted to OMB in accordance with the *Paperwork Reduction Act.*	12/28/18	*83 FR 54364, October 29, 2018*
Information Collection Requests Various Topics Impacts: Nationwide	CMS	Proposed information collections: -*"Data Submission for the Federally-facilitated Exchange User Fee Adjustment" (CMS–10492);*	12/28/18	*83 FR 54352, October 29, 2018*

AMERICAN OVERSIGHT

		-*"Medicare Durable Medical Equipment, Prosthetics, Orthotics and Supplies" (CMS– 10664);* - *"Income and Eligibility Verification System Reporting and Supporting Regulations" (CMS–R–74);* to be submitted to OMB in accordance with the *Paperwork Reduction Act.*		
21st Century Cures Establishment of a Surrogate Endpoint Table Impacts: Nationwide	FDA	Request for comment on surrogate endpoint table (SE table). See here.	12/31/18	FDA–2018–N–3689 *83 FR 54593, October 30, 2018*
Information Collection Requests Solicitation for Applications for Medicare Prescription Drug Plan 2020 Contracts Evaluation of the CMS Quality Improvement Organizations: Medication Safety and Adverse Drug Event Prevention Impacts: Nationwide	CMS	Proposed information collections: -"*Solicitation for Applications for Medicare Prescription Drug Plan 2020 Contracts" (CMS–10137);* -"*Evaluation of the CMS Quality Improvement Organizations: Medication Safety and Adverse Drug Event Prevention" (CMS–10675);* to be submitted to OMB in accordance with the *Paperwork Reduction Act.*	12/31/18	*83 FR 61383, November 29, 2018*
Information Collection Request Bar Code Label Requirement for Human Drug and Biological Products	FDA	Proposed information collection,*" Bar Code Label Requirement for Human Drug and Biological Products,"* to be submitted to OMB in accordance with the *Paperwork Reduction*	12/31/18	FDA–2012–N–0873 *83 FR 54930, November 1, 2018*

AMERICAN OVERSIGHT

Impacts: Nationwide		*Act.*		
Medicare Program Pricing Index Model for Medicare Part B Drugs Impacts: Nationwide	CMS	Advance notice of proposed rulemaking to solicit public comments on potential options CMS may consider for testing changes to payment for certain separately payable Part B drugs and biologicals.	12/31/18	CMS–5528–ANPRM *83 FR 54546, October 30, 2018*
Policy and Technical Changes to the Medicare Advantage, Medicare Prescription Drug Benefit, Program of All-Inclusive Care for the Elderly, Medicaid Fee-for-Service, and Medicaid Managed Care Programs for Years 2020 and 2021 Impacts: Nationwide	CMS	Proposed rule would revise the Medicare Advantage Program (Part C) regulations and Prescription Drug Benefit Program (Part D) regulations.	12/31/18	CMS–4185–P *83 FR 54982, November 1, 2018*
INDIAN AFFAIRS				
Source-Specific FIP Navajo Generating Station Impacts: Navajo Nation	EPA	Proposed limited revisions to the source-specific federal implementation plan that regulates emissions from the Navajo Generating Station, a coal-fired power plant located on the reservation lands of the Navajo Nation.	12/10/18	EPA–R09–OAR–2018–0590 *83 FR 55994, November 9, 2018*
Inventory Completion Human Remains Impacts: KS and Impacted Tribes	NPS	KS State Historical Society has completed an inventory of human remains in consultation with the appropriate Indian tribes or Native Hawaiian organizations.	12/13/18	NPS–WASO–NAGPRA–NPS0026717 *83 FR 56370, November 13, 2018*

AMERICAN OVERSIGHT

		Any Indian tribe or Native Hawaiian organization not identified in this notice that wish to request transfer of control of these human remains should submit a written request to the Historical Society.		
Inventory Completion Unassociated Funerary Objects Impacts: CA and Impacted Tribes	NPS	University of CA, Davis has completed an inventory of unassociated funerary objects, n consultation with the appropriate Indian tribes or Native Hawaiian organizations. Any Indian tribe or Native Hawaiian organization not identified in this notice that wish to request transfer of control of these objects should submit a written request to the University.	12/13/18	NPS–WASO–NAGPRA–NPS0026666 *83 FR 56374, November 13, 2018*
Inventory Completion Human Remains Associated Funerary Objects Impacts: KS and Impacted Tribes	NPS	Kansas State Historical Society has completed an inventory of human remains and associated funerary objects in consultation with the appropriate Indian tribes or Native Hawaiian organizations. Any Indian tribe or Native Hawaiian organization not identified in this notice that wish to request transfer of control of these remains and objects should submit a written request to the Historical Society.	12/14/18	NPS–WASO–NAGPRA–NPS002671 *83 FR 56868, November 14, 2018*
Inventory Completion Human Remains	NPS	BLM's ID State Office has completed an inventory of human remains and associated funerary objects in consultation with the	12/14/18	NPS–WASO–NAGPRA–NPS0026864

AMERICAN OVERSIGHT

Associated Funerary Objects Impacts: ID and Impacted Tribes		appropriate Indian tribes or Native Hawaiian organizations. Any Indian tribe or Native Hawaiian organization not identified in this notice that wish to request transfer of control of these remains and objects should submit a written request to the BLM.		*83 FR 56872, November 14, 2018*
Inventory Completion Human Remains Impacts: CO and Impacted Tribes	NPS	USACE Albuquerque District has completed an inventory of human remains and associated funerary objects in consultation with the appropriate Indian tribes or Native Hawaiian organizations. Any Indian tribe or Native Hawaiian organization not identified in this notice that wish to request transfer of control of these remains and objects should submit a written request to the Corps.	12/14/18	NPS–WASO–NAGPRA-NPS0026865 *83 FR 56869, November 14, 2018*
Inventory Completion Human Remains Impacts: CA and Impacted Tribes	NPS	Riverside Metropolitan Museum has completed an inventory of human remains in consultation with the appropriate Indian tribes or Native Hawaiian organizations. Any Indian tribe or Native Hawaiian organization not identified in this notice that wish to request transfer of control of these remains and objects should submit a written request to the Museum.	12/14/18	NPS–WASO–NAGPRA–NPS0026732 *83 FR 56867, November 14, 2018*
PSD Program	EPA	Proposed approval of proposal by the Kalispel	12/14/18	EPA–R10–

AMERICAN OVERSIGHT

Proposal to Re-designate Lands Exterior to Reservation Impacts: WA and Kalispel Indian Reservation		Indian Community of the Kalispel Reservation (submitted 05/11/17) to redesignate lands within the exterior boundaries of the Kalispel Indian Reservation to Class I under the CAA program for the prevention of significant deterioration (PSD) of air quality. Redesignation to Class I would result in lowering the allowable increases in ambient concentrations PM, SO2 and NOx on the Kalispel Indian Reservation.		OAR–2017–0347 *83 FR 54691, October 31, 2018*
Funding Opportunity DOT's Nationally Significant Federal Lands and Tribal Projects Program – FY18 Impacts: Tribes Nationwide	FHWA	FY18 funding opportunity and requests grant applications for the Nationally Significant Federal Lands and Tribal Projects Program.	12/17/18	*83 FR 50436, October 5, 2018*
Review of Final EIS Eskimo Whaling Commission for a Subsistence Hunt on Bowhead Whales Impacts: AK Natives	NMFS	Review of final EIS regarding annual catch limits to the AK Eskimo Whaling Commission for a Subsistence Hunt on Bowhead Whales for 2019 and beyond.	12/17/18	EIS No. 20180274 *83 FR 57726, November 16, 2018*
Information Collection Request Student Transportation Form Impacts: Tribes Nationwide	BIA	Proposed information collection,*" Student Transportation Form,"* to be submitted to OMB in accordance with the *Paperwork Reduction Act.*	12/19/18	*83 FR 58278, November 19, 2018*

AMERICAN OVERSIGHT

Information Collection Request Secretarial Elections Impacts: Tribes Nationwide	BIA	Proposed information collection,*" Secretarial Elections,"* to be submitted to OMB in accordance with the *Paperwork Reduction Act.*	12/19/18	*83 FR 58281, November 19, 2018*
Information Collection Request Reindeer in AK Impacts: Tribes Nationwide	BIA	Proposed information collection*," Reindeer in AK*," to be submitted to OMB in accordance with the *Paperwork Reduction Act.*	12/19/18	*83 FR 58279, November 19, 2018*
Information Collection Request Home-living Programs and School Closure and Consolidation Impacts: Tribes Nationwide	BIA	Proposed information collection,*" Home-living Programs and School Closure and Consolidation,"* to be submitted to OMB in accordance with the *Paperwork Reduction Act.*	12/21/18	*83 FR 53290, October 22, 2018*
EIS Scoping Campo Wind Project Impacts: CA and Campo Band of Diegueno Mission Indians	BIA	Scoping by BIA and the Campo Band of Diegueno Mission Indians of the Campo Indian Reservation for an EIS for the proposed Campo Wind Project, on the Campo Indian Reservation in southeastern San Diego County.	12/21/18	*83 FR 58784, November 21, 2018*
INVASIVE SPECIES				
Review of Final Programmatic EIS Fruit Fly Cooperative Control Program Impacts: Nationwide	APHIS	Review of the final programmatic EIS for the Fruit Fly Cooperative Control Program.	12/17/18	EIS No. 20180271 *83 FR 57726, November 16, 2018*

AMERICAN OVERSIGHT

NUCLEAR				
Information Collection Request Exemptions and Continued Regulatory Authority in Agreement States and in Offshore Waters Under Section 274 of the Atomic Energy Act of 1954 Impacts: Nationwide	NRC	Proposed information collection, *"10 CFR part 150 Exemptions and Continued Regulatory Authority in Agreement States and in Offshore Waters Under Section 274 of the Atomic Energy Act of 1954,"* to be submitted to OMB in accordance with the *Paperwork Reduction Act.*	12/10/18	NRC–2018–0161 *83 FR 50969, October 10, 2018*
Information Collection Request Certification of Medical Examination by Facility Licensee Impacts: Nationwide	NRC	Proposed information collection, "*Certification of Medical Examination by Facility Licensee" (NRC 396),* to be submitted to OMB in accordance with the *Paperwork Reduction Act.*	12/10/18	NRC–2018–0118 *83 FR 50963, October 10, 2018*
Information Collection Request Personal Qualification Statement – Licensee Impacts: Nationwide	NRC	Proposed information collection, *" Personal Qualification Statement – Licensee" (NRC Form 398),* to be submitted to OMB in accordance with the *Paperwork Reduction Act.*	12/10/18	NRC–2018–0119 *83 FR 50970, October 10, 2018*
Interpretation of High-Level Radioactive Waste Impacts: Nationwide	DOE	Request for input on DOE's interpretation of the definition of the statutory term "high-level radioactive waste" (HLW) as set forth in the *Atomic Energy Act of 1954* and the *Nuclear Waste Policy Act of 1982*.	12/10/18	*83 FR 50909, October 10, 2018*
Information Collection Request Duplication Request	NRC	Proposed information collection, *"Duplication Request" (NRC Form 171),* to be submitted to OMB in accordance with the	12/14/18	NRC–2018–0094 *83 FR 56884,*

AMERICAN OVERSIGHT

Impacts: Nationwide		*Paperwork Reduction Act.*		*November 14, 2018*
Draft Guidance Environmental Dosimetry Performance Specifications, Testing, and Data Analysis Impacts: Nationwide	NRC	Draft DG–4019: *"Environmental Dosimetry Performance Specifications, Testing, and Data Analysis."*	12/17/18	NRC–2018–0232 *83 FR 52576, October 17, 2018*
Draft Guidance Revisions Onsite Meteorological Measurements Program Tsunami Hazards; Channel Migration or Diversion Impacts: Nationwide	NRC	Draft NUREG–0800, "*Standard Review Plan for the Review of Safety Analysis Reports for Nuclear Power Plants: Standard Review Plans 2.3.3, Onsite Meteorological Measurements Program, 2.4, Tsunami Hazards and "Channel Migration or Diversion."*	12/17/18 (Comment period reopened.)	NRC–2018–0176 *83 FR 57751, November 16, 2018*
Draft Guidance Revisions Proposed Revisions to Surface Deformation Impacts: Nationwide	NRC	Draft NUREG–0800: "*Standard Review Plan for the Review of Safety Analysis Reports for Nuclear Power Plants: Standard Review Plans 2.5.3, Surface Deformation."*	12/17/18 (Comment period reopened.)	NRC–2018–0178 *83 FR 57753, November 16, 2018*
Information Collection Request Physical Protection of Category 1 and Category 2 Quantities of Radioactive Materials Impacts: Nationwide	NRC	Proposed information collection,*" Physical Protection of Category 1 and Category 2 Quantities of Radioactive Materials,"* to be submitted to OMB in accordance with the *Paperwork Reduction Act.*	12/28/18	NRC–2018–0062 *83 FR 54382, October 29, 2018*
Information Collection Request	NRC	Proposed information collection*," Domestic*	12/28/18	NRC–2018–0047

AMERICAN OVERSIGHT

Domestic Licensing of Source Material Impacts: Nationwide		*Licensing of Source Material*," to be submitted to OMB in accordance with the *Paperwork Reduction Act.*		*83 FR 61170, November 28, 2018*
Information Collection Request Request for Taxpayer Identification Number Impacts: Nationwide	NRC	Proposed information collection,*" Request for Taxpayer Identification Number" (NRC Form 531),* to be submitted to OMB in accordance with the *Paperwork Reduction Act.*	12/28/18	NRC 2018–0151 *83 FR 61171, November 28, 2018*
Draft Guidance Instructions for Completing NRC's Uniform Low-Level Radioactive Waste Manifest Impacts: Nationwide	NRC	Draft NUREG / BR– 0204, Rev. 3: "*Instructions for Completing NRC's Uniform Low-Level Radioactive Waste Manifest."*	12/31/18	NRC–2018–0155 *83 FR 54620, October 30, 2018*
RESOURCE MANAGEMENT				
Information Collection Request State Processes for Designating Areas Unsuitable for Surface Coal Mining Operations Impacts: Nationwide	OSMRE	Proposed information collection,*" State Processes for Designating Areas Unsuitable for Surface Coal Mining Operations,"* to be submitted to OMB in accordance with the *Paperwork Reduction Act.*	12/03/18	*83 FR 495738, October 2, 2018*
Information Collection Request Revisions; Renewals; and Transfer, Assignment or Sale of Permit Rights Impacts: Nationwide	OSMRE	Proposed information collection, "*Revisions; Renewals; and Transfer, Assignment or Sale of Permit Rights,"* to be submitted to OMB in accordance with the *Paperwork Reduction Act.*	12/03/18	S1D1S SS08011000 SX064A000 189S180110 *83 FR 495708, October 2, 2018*

AMERICAN OVERSIGHT

Information Collection Request General Reclamation Requirements Impacts: Nationwide	OSMRE	Proposed information collection,*" General Reclamation Requirements*," to be submitted to OMB in accordance with the *Paperwork Reduction Act.*	12/03/18	S1D1S SS08011000 SX064A000 189S180110 *83 FR 495738, October 2, 2018*
Information Collection Request Special Permanent Program Performance Standards – Operations in Alluvial Valley Floors Impacts: Nationwide	OSMRE	Proposed information collection,*" Special Permanent Program Performance Standards – Operations in Alluvial Valley Floors*," to be submitted to OMB in accordance with the *Paperwork Reduction Act.*	12/03/18	S1D1S SS08011000 SX064A000 189S180110 *83 FR 495728, October 2, 2018*
Draft EIS Deep South Expansion Project Impacts: NV	BLM	Draft EIS for the proposed Deep South Expansion Project, Lander and Eureka Counties.	12/07/18 (Est.)	*83 FR 53292, October 22, 2018*
Draft EIS Plumas National Forest Over-Snow Vehicle Use Designation Impacts: CA	USFS	Draft EIS for the proposed Plumas National Forest Over-Snow Vehicle Use Designation.	12/10/18	EIS No. 20180244 *83 FR 54105, October 26, 2018*
Draft EIS Ragged Ruby Project Impacts: OR	USFS	Draft EIS for the proposed Ragged Ruby Project.	12/17/18	EIS No. 20180259 *83 FR 55164, November 2, 2018*

AMERICAN OVERSIGHT

Review of Final EIS Prince of Wales Landscape Level Analysis Project Impacts: AK	USFS	Review of final EIS for the Prince of Wales Landscape Level Analysis Project.	12/17/18	EIS No. 20180262 *83 FR 55164, November 2, 2018*
EIS Scoping Granite Meadows Project Impacts: ID	USFS	Scoping for EIS associated with the proposed Granite Meadows Project. The project is located north of New Meadows and north and west of McCall, on the Boise Meridian, within Adams, Valley and Idaho Counties.	12/17/18	*83 FR 54702, October 31, 2018*
Nominations Sought Grand Staircase-Escalante National Monument Advisory Committee Impacts: UT	BLM	Nominations sought for qualified individuals to the Grand Staircase-Escalante National Monument Advisory Committee.	12/19/18	*83 FR 58285, November 19, 2018*
Review of Final EIS Flathead National Forest Land Management Plan NCDE Grizzly Bear Plan Amendments Impacts: MT	USFS	Review of final EIS for the proposed Flathead National Forest Land Management Plan and NCDE Grizzly Bear Plan Amendments.	12/24/18	EIS No. 20180281 *83 FR 59378, November 23, 2018*
Information Collection Request Public Lands Corps Participant Tracking Sheet	USFS	Proposed information collection,*" Public Lands Corps Participant Tracking Sheet,"* to be submitted to OMB in accordance with the *Paperwork Reduction Act.*	12/26/18	*83 FR 60392, November 26, 2018*

AMERICAN OVERSIGHT

Impacts: Nationwide				
Draft EIS East Smoky Panel Mine Project at Smoky Canyon Mine Impacts: ID	USFS	Draft EIS for the East Smoky Panel Mine Project at Smoky Canyon Mine.	12/26/18	EIS No. 20180222 *83 FR 49089, September 28, 2018* *83 FR 49123, September 28, 2018*
Supplemental EIS Scoping Miles City Field Office RMP Impacts: MT	BLM	Scoping for supplemental EIS associated with the Miles City Field Office Resource Management Plan (RMP). The supplemental EIS is in response to a U.S. District Court, District of MT, opinion and order (*Western Organization of Resource Councils, et al vs BLM*).	12/28/18	*83 FR 61167, November 28, 2018*
Supplemental EIS Scoping Wyoming Buffalo Field Office RMP Impacts: WY	BLM	Scoping for supplemental EIS associated with possible amendments to the BLM's Wyoming Buffalo Field Office Resource Management Plan (RMP). The supplemental EIS is in response to a U.S. District Court, District of MT, opinion and order (*Western Organization of Resource Councils, et al vs BLM*).	12/28/18	*83 FR 61165, November 28, 2018*
Review of Final EIS Western Energy Company's Rosebud Mine Area F	OSMRE	Review of final EIS for the Western Energy Company's Rosebud Mine Area F.	12/31/18	EIS No. 20180288 *83 FR 61632, November 30, 2018*

AMERICAN OVERSIGHT

NV-DA-20-0615-A-000727

Impacts: MT				*83 FR 61671, November 30, 2018*
Information Collection Request Industrial Minerals Surveys Impacts: Nationwide	USGS	Proposed information collection,*" Industrial Minerals Surveys*," to be submitted to OMB in accordance with the *Paperwork Reduction Act.*	12/31/18	*83 FR 61668, November 30, 2018*
Information Collection Request Whole Enchilada Trail: Conditions, User Experience & Comment Survey 2019 Impacts: UT	USFS	Proposed information collection,*" Whole Enchilada Trail: Conditions, User Experience & Comment Survey 2019,"* to be submitted to OMB in accordance with the *Paperwork Reduction Act.*	12/31/18	*83 FR 54701, October 31, 2018*
Information Collection Request Protection, Management and Control of Wild Horses and Burros Impacts: Nationwide	BLM	Proposed information collection,*" Protection, Management and Control of Wild Horses and Burros" (43 CFR part 4700),* to be submitted to OMB in accordance with the *Paperwork Reduction Act.*	12/31/18	*83 FR 54773, October 31, 2018*
Information Collection Request USA National Phenology Network – Nature's Notebook Plant and Animal Observing Program Impacts: Nationwide	USGS	Proposed information collection,*" USA National Phenology Network – Nature's Notebook Plant and Animal Observing Program,"* to be submitted to OMB in accordance with the *Paperwork Reduction Act.*	12/31/18	*83 FR 54772, October 31, 2018*
TELECOM				

AMERICAN OVERSIGHT

Information Collection Request Notifications Exceptions Exclusivity Contracts Non-Duplication and Syndicated Exclusivity Impacts: Nationwide	FCC	Proposed information collection,*" Sections 76.94, Notification; 76.95, Exceptions; 76.105, Notification; 76.106, Exceptions; 76.107, Exclusivity Contracts and 76.1609, Non-Duplication and Syndicated Exclusivity*," to be submitted to OMB in accordance with the *Paperwork Reduction Act.*	12/03/18	*83 FR 49923, October 3, 2018*
Information Collection Request Rate-of-Return Monitoring Reports Impacts: Nationwide	FCC	Proposed information collection*," Rate-of-Return Monitoring Reports*," to be submitted to OMB in accordance with the *Paperwork Reduction Act.*	12/03/18	*83 FR 50088, October 4, 2018*
Information Collection Request Notifications Concerning Interference to Radio Astronomy, Research and Receiving Installations Impacts: Nationwide	FCC	Proposed information collection,*" Notifications Concerning Interference to Radio Astronomy, Research and Receiving Installations" (Section 73.1030),* to be submitted to OMB in accordance with the *Paperwork Reduction Act.*	12/03/18	*83 FR 50092, October 4, 2018*
Information Collection Requests Carriage of the Transmissions of Television Broadcast Stations Carriage of Qualified Noncommercial Educational Stations Channel Positioning	FCC	Proposed information collections: *-" Carriage of the Transmissions of Television Broadcast Stations" (Section 76.56(a);* *-"Carriage of Qualified Noncommercial Educational Stations" (Section 76.57);* *-"Channel Positioning" (Section 76.61(a)(1)–(2)'*	12/03/18	*83 FR 50089, October 4, 2018*

AMERICAN OVERSIGHT

Disputes Concerning Carriage Retransmission Consent Impacts: Nationwide		-*"Disputes Concerning Carriage;"* -*"Retransmission Consent" (Section 76.64);* to be submitted to OMB in accordance with the *Paperwork Reduction Act.*		
Information Collection Request Part 11 – Emergency Alert System Orders FCC 18–94 Impacts: Nationwide	FCC	Proposed information collection*," Part 11 – Emergency Alert System Orders FCC 18–94,"* to be submitted to OMB in accordance with the *Paperwork Reduction Act.*	12/03/18	*83 FR 49924, October 3, 2018*
Information Collection Request Applications for New Authorization or Modification of Existing Authorization Under Part 5 of the FCC Rules-Experimental Radio Service Impacts: Nationwide	FCC	Proposed information collection,*" Applications for New Authorization or Modification of Existing Authorization Under Part 5 of the FCC Rules-Experimental Radio Service,"* to be submitted to OMB in accordance with the *Paperwork Reduction Act.*	12/03/18	*83 FR 54926, November 1, 2018*
Information Collection Request Content of Station Records Impacts: Nationwide	FCC	Proposed information collection,*" Section 90.443, Content of Station Records*," to be submitted to OMB in accordance with the *Paperwork Reduction Act.*	12/06/18	*83 FR 55530, November 6, 2018*
Information Collection Request Pay-Per-Call and Other Information Services	FCC	Proposed information collection, "*64.1504, 64.1509, 64.1510 Pay-Per-Call and Other Information Services,"* to be submitted to	12/10/18	*83 FR 50922, October 10, 2018*

AMERICAN OVERSIGHT

Impacts: Nationwide		OMB in accordance with the *Paperwork Reduction Act.*		
Improving the 911 System Implementing Kari's Law and RAY BAUM'S Act Impacts: Nationwide	FCC	Proposed rules for 911 calls made from multi-line telephone systems pursuant to Kari's Law, the conveyance of dispatchable location with 911 calls, as directed by RAY BAUM'S Act, and the consolidation of the FCC's 911 rules.	12/10/18	PS Docket Nos. 18–261, 17–239; FCC 18–132 *83 FR 54180, October 26, 2018*
Information Collection Request Special Temporary Authorization Requests Impacts: Nationwide	FCC	Proposed information collection,*" Special Temporary Authorization Requests*," to be submitted to OMB in accordance with the *Paperwork Reduction Act.*	12/14/18	*83 FR 51951, October 15, 2018*
Information Collection Request Construction Requirements Impacts: Nationwide	FCC	Proposed information collection*," Section 24.103, Construction Requirements,"* to be submitted to OMB in accordance with the *Paperwork Reduction Act.*	12/14/18	*83 FR 51946, October 15, 2018*
Information Collection Request Home Wiring Provisions Interference from a Multichannel Video Programming Distributor Impacts: Nationwide	FCC	Proposed information collection,*" Sections 76.802 and 76.804, Home Wiring Provisions; Section 76.613, Interference from a Multichannel Video Programming Distributor*," to be submitted to OMB in accordance with the *Paperwork Reduction Act.*	12/17/18	*83 FR 52450, October 17, 2018*
Elimination of Outdated Tariff-Related Requirements	FCC	Proposed elimination of outdated tariff-related requirements that provide	12/20/18	WC Docket Nos. 17–308, 18–276; FCC 18– 142

AMERICAN OVERSIGHT

Impacts: Nationwide		little benefit while imposing burdens on carriers.		*83 FR 58510, November 20, 2018*
Information Collection Request Broadband Availability Data Impacts: Nationwide	NTIA	Proposed information collection*," Broadband Availability Data*," to be submitted to OMB in accordance with the *Paperwork Reduction Act.*	12/24/18	*83 FR 53852, October 25, 2018*
Information Collection Request Procedures for FCC Notification of a State Commission's Failure to Act; Supplemental Procedures for Petitions Pursuant to Section 252(e)(5) of the *Communications Act of 1934* Impacts: Nationwide	FCC	Proposed information collection*," Section 51.803, Procedures for FCC Notification of a State Commission's Failure to Act; Supplemental Procedures for Petitions Pursuant to Section 252(e)(5) of the Communications Act of 1934*," to be submitted to OMB in accordance with the *Paperwork Reduction Act.*	12/24/18	*83 FR 53871, October 25, 2018*
Modernization of Media Regulation Initiative: Revisions to Cable Television Rate Regulations Impacts: Nationwide	FCC	Request for comment on whether the FCC should comment on whether to replace and simplify its cable rate-regulation framework.	12/27/18	MB Docket Nos. 17–105, 02–144; MM Docket Nos. 92–266, 93–215; CS Docket No. 94–28; FCC 18–148 *83 FR 60804, November 27, 2018*
Information Collection Request Implementation of the	FCC	Proposed information collection*," Implementation of the Satellite Home Viewer Improvement Act of 1999:*	12/27/18	*83 FR 60854, November 27, 2018*

AMERICAN OVERSIGHT

Satellite Home Viewer Improvement Act of 1999: Local Broadcast Signal Carriage Issues and Retransmission Consent Issues Impacts: Nationwide		*Local Broadcast Signal Carriage Issues and Retransmission Consent Issues*," to be submitted to OMB in accordance with the *Paperwork Reduction Act.*		
Information Collection Request Rules Governing the Licensing of, and Spectrum Usage by, Commercial Earth Stations and Space Stations Impacts: Nationwide	FCC	Proposed information collection,*" Rules Governing the Licensing of, and Spectrum Usage by, Commercial Earth Stations and Space Stations" (FCC Form 312; Schedule A; Schedule B; Schedule S; FCC Form 312–EZ; FCC Form 312–R)*, to be submitted to OMB in accordance with the *Paperwork Reduction Act.*	12/27/18	*83 FR 60856, November 27, 2018*
Information Collection Request Intermediate Provider Registry Impacts: Nationwide	FCC	Proposed information collection,*" Intermediate Provider Registry,"* to be submitted to OMB in accordance with the *Paperwork Reduction Act.*	12/27/18	WC Docket No. 13–39 *83 FR 60859, November 27, 2018*
Information Collection Request Part 101 Rule Sections Governing the Terrestrial Microwave Fixed Radio Service Impacts: Nationwide	FCC	Proposed information collection,*" Part 101 Rule Sections Governing the Terrestrial Microwave Fixed Radio Service*," to be submitted to OMB in accordance with the *Paperwork Reduction Act.*	12/31/18	*83 FR 54925, November 1, 2018*
Information Collection Request Advertising of Rates	FCC	Proposed information collection,*" Section 76.946, Advertising of Rates*," to be submitted to OMB in accordance with the	12/31/18	*83 FR 54927, November 1, 2018*

AMERICAN OVERSIGHT

Impacts: Nationwide		*Paperwork Reduction Act.*		
TRADE				
Procedures to Consider Requests for Exclusion of Particular Products from the Additional Action Pursuant to Section 301 China's Acts, Policies, and Practices Related to Technology Transfer, Intellectual Property, and Innovation Impacts: Nationwide	USTR	On 08/16/18 USTR determined to take an additional action in the Section 301 investigation of China's acts, policies, and practices related to technology transfer, intellectual property, and innovation. The notice also announced that USTR would establish a process by which U.S. stakeholders may request that particular products classified within a tariff subheading covered by the additional action be excluded from the additional duties. This notice sets out the specific procedures and criteria related to requests for product exclusions and opens up a docket for the receipt of exclusion requests.	12/18/18 (Deadline for requests to exclude.)	USTR–2018–0032 *83 FR 47236, September 18, 2018*
TRANSPORTATION				
Information Collection Request Annual State Right-of-way Acquisition Data Impacts: Nationwide	FHWA	Proposed information collection,*" Annual State Right-of-way Acquisition Data*," to be submitted to OMB in accordance with the *Paperwork Reduction Act.*	12/10/18	FHWA–2018–0043 *83 FR 51544, October 11, 2018*
Preparing for the Future of Transportation: Automated Vehicles 3.0 (AV 3.0) Impacts: Nationwide	DOT	Request for comment on the document, "*Preparing for the Future of Transportation: Automated Vehicles 3.0."*	12/10/18	DOT–OST–2018–0149 *83 FR 50746, October 9, 2018*

AMERICAN OVERSIGHT

NV-DA-20-0615-A-000734

		This document builds upon "*Automated Driving Systems 2.0: A Vision for Safety* "and expands the scope to provide a framework and multimodal approach to the safe integration of AVs into the nation's broader surface transportation system.		
Information Collection Request Experimental Investigation of Automation-Induced Human Error in Locomotive Cab Impacts: Nationwide	FRA	Proposed information collection, *"Experimental Investigation of Automation-Induced Human Error in Locomotive Cab*," to be submitted to OMB in accordance with the *Paperwork Reduction Act.*	12/14/18	FRA–2017–0002–N–20 *83 FR 56913, November 14, 2018*
Funding Opportunity DOT's Nationally Significant Federal Lands and Tribal Projects Program – FY18 Impacts: Nationwide	FHWA	FY18 funding opportunity and requests grant applications for the Nationally Significant Federal Lands and Tribal Projects Program.	12/17/18	*83 FR 50436, October 5, 2018*
Information Collection Request Recording of Aircraft Conveyances and Security Documents Impacts: Nationwide	FAA	Proposed information collection,*" Recording of Aircraft Conveyances and Security Documents,"* to be submitted to OMB in accordance with the *Paperwork Reduction Act.*	12/17/18	*83 FR 57791, November 16, 2018*

AMERICAN OVERSIGHT

Information Collection Request Operating Requirements: Domestic, Flag and Supplemental Operations Impacts: Nationwide	FAA	Proposed information collection*," Operating Requirements: Domestic, Flag and Supplemental Operations*," to be submitted to OMB in accordance with the *Paperwork Reduction Act.*	12/17/18	*83 FR 57792, November 16, 2018*
Draft EIS OR Passenger Rail Tier 1 Impacts: OR	FRA	Draft EIS for the OR Passenger Rail Tier 1.	12/18/18	EIS No. 20180245 *83 FR 53053, October 19, 2018*
Class E Airspace Williston Basin International Airport Impacts: ND	FAA	Proposed establishment of Class E airspace extending upward from 700 feet above the surface at Williston Basin International Airport.	12/20/18	FAA–2018–0250; Airspace Docket No. 17–AGL–3 *83 FR 55310, November 5, 2018*
Information Collection Request Flight and Duty Limitations and Rest Requirements – Flight Crew Members Impacts: Nationwide	FAA	Proposed information collection,*" Flight and Duty Limitations and Rest Requirements – Flight Crew Members*," to be submitted to OMB in accordance with the *Paperwork Reduction Act.*	12/20/18	*83 FR 58676, November 20, 2018*
Class E Airspace Chase Field Industrial Airport Impacts: TX	FAA	Proposed removal of Class E airspace extending upward from 700 feet above the surface at Chase Field Industrial Airport, Beeville-Chase Field.	12/20/18	FAA–2018–0917; Airspace Docket No. 18–ASW–14 *83 FR 55306, November 5, 2018*

AMERICAN OVERSIGHT

Airline Transport Pilot and Type Rating for Airplane Airman Certification Standards Impacts: Nationwide	FAA	Draft "*Airline Transport Pilot and Type Rating for Airplane Airman Certification Standards.*"	12/21/18	FAA–2018–0811 *83 FR 53195, October 22, 2018*
Information Collection Request Report of Inspections Required by Airworthiness Directives Impacts: Nationwide	FAA	Proposed information collection,*" Report of Inspections Required by Airworthiness Directives*," to be submitted to OMB in accordance with the *Paperwork Reduction Act.*	12/21/18	*83 FR 58812, November 21, 2018*
Information Collection Request Pilot Certification and Qualification Requirements for Air Carrier Operations Impacts: Nationwide	FAA	Proposed information collection,*" Pilot Certification and Qualification Requirements for Air Carrier Operations,"* to be submitted to OMB in accordance with the *Paperwork Reduction Act.*	12/21/18	*83 FR 58810, November 21, 2018*
Information Collection Request Certification of Airports Impacts: Nationwide	FAA	Proposed information collection,*" Certification of Airports*," to be submitted to OMB in accordance with the *Paperwork Reduction Act.*	12/21/18	*83 FR 58810, November 21, 2018*
Noise Compatibility Program Update San Francisco International Airport Impacts: CA	FAA	Proposed noise compatibility program 2018 update that was submitted for San Francisco International Airport by the City and County of San Francisco, Airport Commission, under the provisions of the *Aviation Safety and Noise Abatement Act.*	12/26/18	*83 FR 54166, October 26, 2018*

AMERICAN OVERSIGHT

Information Collection Request The Impact of Commute Times on the Fatigue and Safety of Locomotive Engineers Impacts: Nationwide	FRA	Proposed information collection,*" The Impact of Commute Times on the Fatigue and Safety of Locomotive Engineers*," to be submitted to OMB in accordance with the *Paperwork Reduction Act.*	12/26/18	FRA–2017–0002–N–5 *83 FR 54173, October 26, 2018*
Release of Airport Land Palmer Municipal Airport Impacts: AK	FAA	Proposed of land at the Palmer Municipal Airport, Palmer.	12/26/18	*83 FR 60556, November 26, 2018*
Review of Final EIS I-15, Payson Main Street Interchange Impacts: UT	DOT	Review of final EIS for the proposed I-15, Payson Main Street Interchange project.	12/31/18	EIS No. 20180287 *83 FR 61632, November 30, 2018*
WASTE MANAGEMENT				
State Underground Storage Tank Program Impacts: UT	EPA	Direct final action to approve revisions to the UT Underground Storage Tank Program.	12/05/18 (Direct final rule: will go into effect on 01/04/19 unless adverse comments are received by date above.)	EPA–R08–UST–2018–0169 *83 FR 55286, November 5, 2018* *83 FR 55340, November 5, 2018*
Information Collection Request Hazardous Remediation	EPA	Proposed information collection,*" Hazardous Remediation Waste Management Requirements*	12/26/18	EPA–HQ–OLEM–2018–0543

AMERICAN OVERSIGHT

Waste Management Requirements Contaminated Media Impacts: Nationwide		*Contaminated Media,"* to be submitted to OMB in accordance with the *Paperwork Reduction Act.*		*83 FR 60422, November 26, 2018*
Information Collection Request Continuous Release Reporting Requirement Including Analysis for Use of Continuous Release Reporting Forms Impacts: Nationwide	EPA	Proposed information collection,*" Continuous Release Reporting Requirement Including Analysis for Use of Continuous Release Reporting Forms,"* to be submitted to OMB in accordance with the *Paperwork Reduction Act.*	12/27/18	EPA–HQ–SFUND–2015–0100 *83 FR 60848, November 27, 2018*
Information Collection Request Criteria for Classification of Solid Waste Disposal Facilities and Practices Impacts: Nationwide	EPA	Proposed information collection,*" Criteria for Classification of Solid Waste Disposal Facilities and Practices*," to be submitted to OMB in accordance with the *Paperwork Reduction Act.*	12/27/18	EPA–HQ–OLEM–2050–0154 *83 FR 60848, November 27, 2018*
Information Collection Request Technical Assistance Needs Assessments at Superfund Remedial or Removal Sites Impacts: Nationwide	EPA	Proposed information collection,*" Technical Assistance Needs Assessments at Superfund Remedial or Removal Sites*," to be submitted to OMB in accordance with the *Paperwork Reduction Act.*	12/27/18	HQ–SFUND–2012–0578 *83 FR 60851, November 27, 2018*
Information Collection Request Standardized Permit for RCRA Hazardous Waste Management Facilities Impacts: Nationwide	EPA	Proposed information collection,*" Standardized Permit for RCRA Hazardous Waste Management Facilities,"* to be submitted to OMB in accordance with the *Paperwork Reduction*	12/28/18	EPA–HQ–OLEM–2018–0691 *83 FR 54346, October 29, 2018*

AMERICAN OVERSIGHT

		Act.		
Information Collection Request Identification of Non-Hazardous Secondary Materials That are Solid Waste Impacts: Nationwide	EPA	Proposed information collection, "*Identification of Non-Hazardous Secondary Materials That are Solid Waste,"* to be submitted to OMB in accordance with the *Paperwork Reduction Act.*	12/28/18	EPA–HQ–OLEM–2018–0693 *83 FR 54345, October 29, 2018*
WATER				
Draft EIS Westminster East Garden Grove Flood Risk Management Study Impacts: CA	USACE	Draft EIS for the Westminster East Garden Grove Flood Risk Management Study.	12/03/18	EIS No. 20180249 *83 FR 53053, October 19, 2018* *83 FR 54920, November 1, 2018*
Review of Final EIS Nanushuk Project Impacts: AK	USACE	Review of final EIS for the Nanushuk Project.	12/03/18	EIS No. 20180261 *83 FR 55164, November 2, 2018*
Nominations Sought 5th Drinking Water Contaminant Candidate List Impacts: Nationwide	EPA	Nominations sought for of chemical and microbial contaminants that are not currently regulated, for possible inclusion on the 5th Drinking Water Contaminant Candidate List.	12/04/18	EPA–HQ–OW–2018–0594 *83 FR 50364, October 5, 2018*
Information Collection Request Bureau of Reclamation Use Authorization Application	BOR	Proposed information collection,*" Bureau of Reclamation Use Authorization Application*," to be submitted to OMB in accordance with the	12/10/18	*83 FR 56099, November 9, 2018*

AMERICAN OVERSIGHT

Impacts: Nationwide		*Paperwork Reduction Act.*		
Information Collection Request USGS Water Use Data and Research Program Impacts: Nationwide	USGS	Proposed information collection,*" USGS Water Use Data and Research Program,"* to be submitted to OMB in accordance with the *Paperwork Reduction Act.*	12/24/18	*83 FR 53895, October 25, 2018*
Information Collection Request Lower Colorado River Well Inventory Impacts: Nationwide	BOR	Proposed information collection,*" Lower Colorado River Well Inventory*," to be submitted to OMB in accordance with the *Paperwork Reduction Act.*	12/27/18	*83 FR 60893, November 27, 2018*
WORKFORCE DEVELOPMENT				
Information Collection Request Evaluation of the American Apprenticeship Initiative Impacts: Nationwide	DOL	Proposed information collection,*" Evaluation of the American Apprentice-ship Initiative,"* to be submitted to OMB in accordance with the *Paperwork Reduction Act.*	12/31/18	*83 FR 54943, November 1, 2018*
JANUARY	**2018**			
Rule	*Agency*	*Description*	*Deadline*	*Submit Info.*
AGRICULTURE / RURAL DEVELOPMENT				
Information Collection Request	USDA / AMS	Proposed information collection,*" Export*	01/07/19	AMS–DA–18–0070

AMERICAN OVERSIGHT

Export Certificate Request Forms Impacts: Nationwide		*Certificate Request Forms,"* to be submitted to OMB in accordance with the *Paperwork Reduction Act.*		*83 FR 55851, November 8, 2018*
Information Collection Request Biorefinery, Renewable Chemical, and Bio-based Product Manufacturing Assistance Program Impacts: Nationwide	RBCS	Proposed information collection,*" Biorefinery, Renewable Chemical, and Bio-based Product Manufacturing Assistance Program,"* to be submitted to OMB in accordance with the *Paperwork Reduction Act.*	01/14/19	*83 FR 57401, November 15, 2018*
AIR QUALITY				
Information Collection Request Recordkeeping and Reporting Requirements for the Performance-Based Measurement System for Fuels Impacts: Nationwide	EPA	Proposed information collection," *Record-keeping and Reporting Requirements for the Performance-Based Measurement System for Fuels*," to be submitted to OMB in accordance with the *Paperwork Reduction Act.*	01/04/19	EPA–HQ–OAR–2018–0663 *83 FR 55362, November 5, 2018*
NSPS Standards New Residential Wood Heaters, New Residential Hydronic Heaters and Forced-Air Furnaces Impacts: Nationwide	EPA	Proposed amendments to the 2015 New Source Performance Standards (NSPS) for new residential hydronic heaters and new forced-air furnaces by adding a two-year "sell-through" period for all affected new hydronic heaters and forced-air furnaces that are manufactured or imported before the May 2020 compliance date to be sold at retail through May 2022.	01/14/19	EPA–HQ–OAR–2018–0195 *83 FR 61574, November 30, 2018*

AMERICAN OVERSIGHT

Information Collection Request Distribution of Offsite Consequence Analysis Information Under Section 112(r)(7)(H) of the Clean Air Act Impacts: Nationwide	EPA	Proposed information collection, "*Distribution of Offsite Consequence Analysis Information Under Section 112(r)(7)(H) of the Clean Air Act,"* to be submitted to OMB in accordance with the *Paperwork Reduction Act.*	01/22/19	EPA–HQ–OAR–2003–0073 *83 FR 59379, November 23, 2018*
Information Collection Request Generator Standards Applicable to Laboratories Owned by Eligible Academic Entities Impacts: Nationwide	EPA	Proposed information collection,*" Generator Standards Applicable to Laboratories Owned by Eligible Academic Entities,"* to be submitted to OMB in accordance with the *Paperwork Reduction Act.*	01/22/19	EPA–HQ–OLEM–2018–0692 *83 FR 59378, November 23, 2018*
Information Collection Request General Hazardous Waste Facility Standards Impacts: Nationwide	EPA	Proposed information collection*," General Hazardous Waste Facility Standards,"* to be submitted to OMB in accordance with the *Paperwork Reduction Act.*	01/22/19	*83 FR 59377, November 23, 2018*
CONSERVATION / ESA				
Draft EIS Greater Sage-grouse Proposed Land Management Plan Amendments Impacts: ID, NV, UT, WY	USFS	Draft EIS Greater Sage-grouse Proposed Land Management Plan Amendments / the Intermountain and Rocky Mountain Regions.	01/03/19	EIS No. 20180228 *83 FR 50362, October 5, 2018* *83 FR 50331, October 5, 2018*
Information Collection Request	NOAA	Proposed information collection," *Evaluation of*	01/07/19	*83 FR 55697,*

AMERICAN OVERSIGHT

Evaluation of the Pacific Islands Managed and Protected Area Community Impacts: HI and U.S. Pacific Territorial Islands		*the Pacific Islands Managed and Protected Area Community,"* to be submitted to OMB in accordance with the *Paperwork Reduction Act.*		*November 7, 2018*
Draft EIS Habitat Conservation Plan / ESA Incidental Take Permit Skookumchuck Wind Energy Project Impacts: WA	FWS	Draft EIS for the Skookumchuck Wind Energy Project's habitat conservation plan and ESA incidental take permit for Marbled Murrelet, Bald Eagle and Golden Eagle.	01/14/19	*83 FR 61632, November 30, 2018* *83 FR 61664, November 30, 2018*
Draft List of Bird Species to Which the Migratory Bird Treaty Act Does Not Apply Impacts: Nationwide	FWS	Draft list of the nonnative bird species that have been introduced by humans into the U.S. or U.S. territories and to which the *Migratory Bird Treaty Act* does not apply.	01/28/19	FWS–HQ–MB–2018–0048 *83 FR 61161, November 28, 2018*
Revised List of Migratory Birds Impacts: Nationwide	FWS	Proposed revisions to the List of Migratory Birds protected by the *Migratory Bird Treaty Act* by both adding and removing species.	01/28/19	FWS–HQ–MB–2018–0047 *83 FR 61288, November 28, 2018*
ELECTRICITY				
Information Collection Request Annual Electric Balancing Authority Area and Planning Area Report	FERC	Proposed information collection,*" Annual Electric Balancing Authority Area and Planning Area Report" (FERC-714),* to be submitted to OMB in accordance with the *Paperwork Reduction*	01/07/19	Docket No. IC19–4–000 *83 FR 55714, November 7, 2018*

AMERICAN OVERSIGHT

Impacts: Nationwide		*Act.*		
Information Collection Request Historic Preservation for Energy Efficiency Programs Impacts: Nationwide	DOE	Proposed information collection,*" Historic Preservation for Energy Efficiency Programs,"* to be submitted to OMB in accordance with the *Paperwork Reduction Act.*	01/14/19	*83 FR 56313, November 13, 2018*
Information Collection Request Application for License / Relicense and Exemption for Water Projects with More than Five- Megawatt Capacity Impacts: Nationwide	FERC	Proposed information collection,*" Application for License / Relicense and Exemption for Water Projects with More than Five-Megawatt Capacity" (FERC–500),* to be submitted to OMB in accordance with the *Paperwork Reduction Act.*	01/22/19	Docket No. IC19–5–000 *83 FR 58557, November 20, 2018*
Commercial Leasing for Wind Power Development OCS CA Impacts: CA	BOEM	Invitations for submission of nominations for commercial wind leases that would allow a lessee to propose the construction of a wind energy project on the OCS offshore CA.	01/28/19	BOEM–2018–0045 *83 FR 53096, October 19, 2018*
ENERGY				
Information Collection Request Certificated Rate Filings: Gas Pipeline Rates Impacts: Nationwide	FERC	Proposed information collection,*" Certificated Rate Filings: Gas Pipeline Rates" (FERC–546),* to be submitted to OMB in accordance with the *Paperwork Reduction Act.*	01/02/19	*83 FR 55155, November 2, 2018*
EIS Scoping	BLM	Scoping for planned Integrated Activity Plan /	01/07/19	*83 FR 58785,*

AMERICAN OVERSIGHT

Lands within National Petroleum Reserve Impacts: AK		EIS for BLM-managed lands within the National Petroleum Reserve in AK.		*November 21, 2018*
Request for Information Technology Commercialization Fund Impacts: Nationwide	DOE	Request for information regarding the Technology Commercialization Fund (TCF). This RFI seeks input on how the Office of Technology Transitions might improve the TCF through changes to the program and its structure.	01/11/19	*83 FR 60829, November 27, 2018*
Information Collection Request Activities, Gas and Liquid Pipeline Safety Program Certification Impacts: Nationwide	PHMSA	Proposed information collection,*" Activities, Gas and Liquid Pipeline Safety Program Certification,"* to be submitted to OMB in accordance with the *Paperwork Reduction Act.*	01/25/19	PHMSA–2018–0109 *83 FR 60557, November 26, 2018*
FISHERIES				
Information Collection Request International Billfish Angler Survey Impacts: Coastal States, HI and U.S. Pacific Territorial Islands	NMFS	Proposed information collection,*" International Billfish Angler Survey*," to be submitted to OMB in accordance with the *Paperwork Reduction Act.*	01/14/19	*83 FR 57453, November 15, 2018*
Information Collection Request Designation of Fishery Management Council Members and Application for Reinstatement of State Authority	NMFS	Proposed information collection,*" Designation of Fishery Management Council Members and Application for Reinstatement of State Authority*," to be submitted to OMB in accordance with the *Paperwork Reduction*	01/14/19	*83 FR 57454, November 15, 2018*

AMERICAN OVERSIGHT

Impacts: Coastal States, HI and U.S. Pacific Territorial Islands		*Act.*		
Information Collection Request West Coast Fisheries Participation Survey Impacts: CA, OR, WA	NMFS	Proposed information collection*," West Coast Fisheries Participation Survey,"* to be submitted to OMB in accordance with the *Paperwork Reduction Act.*	01/22/19	*83 FR 58549, November 20, 2018*
Information Collection Request North Pacific Observer Safety and Security Survey Impacts: AK	NMFS	Proposed information collection*," North Pacific Observer Safety and Security Survey*," to be submitted to OMB in accordance with the *Paperwork Reduction Act.*	01/22/19	*83 FR 58554, November 20, 2018*
HEALTH CARE				
Medicare Program 2019 Inpatient Hospital Deductible and Hospital and Extended Care Services Coinsurance Amounts Impacts: Nationwide	CMS	Inpatient hospital deductible and the hospital and extended care services coinsurance amounts for services furnished in 2019 under Medicare's Hospital Insurance Program (Medicare Part A).	01/01/19	CMS–8068–N *83 FR 52459, October 17, 2018*
Draft Guidance Chronic Hepatitis B Virus Infection: Developing Drugs for Treatment Impacts: Nationwide	FDA	Draft guidance: *"Chronic Hepatitis B Virus Infection: Developing Drugs for Treatment."*	01/02/19	FDA–2018–D–3903 *83 FR 55187, November 2, 2018*
Draft Guidance Food Labeling: Serving	FDA	Draft guidance: "*Food Labeling: Serving Sizes of Foods That Can Reasonably*	01/04/19	FDA–2018–D–1459

AMERICAN OVERSIGHT

Sizes of Foods That Can Reasonably Be Consumed at One Eating Occasion, Reference Amounts Customarily Consumed, Serving Size-Related Issues, Dual-Column Labeling, and Miscellaneous Topics Impacts: Nationwide		*Be Consumed at One Eating Occasion, Reference Amounts Customarily Consumed, Serving Size-Related Issues, Dual-Column Labeling, and Miscellaneous Topics."*		*83 FR 55323, November 5, 2018*
Information Collection Request Sudden Death in the Young Registry Impacts: Nationwide	CDC	Proposed information collection,*" Sudden Death in the Young Registry,"* to be submitted to OMB in accordance with the *Paperwork Reduction Act.*	01/06/19	CDC–2018–0095 *83 FR 55546, November 6, 2018*
Information Collection Request ATSDR Exposure Investigations Impacts: Nationwide	HHS / ATSDR	Proposed information collection,*" ATSDR Exposure Investigations,"* to be submitted to OMB in accordance with the *Paperwork Reduction Act.*	01/06/19	ATSDR–2018–0009 *83 FR 55543, November 6, 2018*
Information Collection Request National Quitline Data Warehouse Impacts: Nationwide	CDC	Proposed information collection,*" National Quitline Data Warehouse*," to be submitted to OMB in accordance with the *Paperwork Reduction Act.*	01/06/19	CDC–2018–0097 *83 FR 55548, November 6, 2018*
Presidential Advisory Council on Combating Antibiotic-Resistant Bacteria Impacts: Nationwide	HHS	The Presidential Advisory Council on Combating Antibiotic-Resistant Bacteria requests information from the general public and stakeholders related to efforts and strategies to combat antibiotic resistance.	01/07/19	*83 FR 59386, November 23, 2018*

AMERICAN OVERSIGHT

Information Collection Request Tropical Disease Priority Review Vouchers Impacts: Nationwide	FDA	Proposed information collection,*" Tropical Disease Priority Review Vouchers,"* to be submitted to OMB in accordance with the *Paperwork Reduction Act.*	01/07/19	FDA–2008–D–053 *83 FR 55720, November 7, 2018*
Draft Guidance Meta-Analyses of Randomized Controlled Clinical Trials to Evaluate the Safety of Human Drugs or Biological Products Impacts: Nationwide	FDA	Draft guidance: "*Meta-Analyses of Randomized Controlled Clinical Trials to Evaluate the Safety of Human Drugs or Biological Products."*	01/07/19	FDA–2018–D–3710 *83 FR 55722, November 7, 2018*
Information Collection Request Child Hospital Consumer Assessment of Healthcare Providers and Systems Survey Database Impacts: Nationwide	AHRQ	Proposed information collection,*" Child Hospital Consumer Assessment of Healthcare Providers and Systems Survey Database,"* to be submitted to OMB in accordance with the *Paperwork Reduction Act.*	01/07/19	*83 FR 55717, November 7, 2018*
Information Collection Request Web-Based Pilot Survey to Assess Allergy to Cosmetics in the United States Impacts: Nationwide	FDA	Proposed information collection,*" Web-based Pilot Survey to Assess Allergy to Cosmetics in the United States*," to be submitted to OMB in accordance with the *Paperwork Reduction Act.*	01/07/19	FDA–2018–N–3442 *83 FR 55896, November 8, 2018*
Information Collection Requests	CMS	Proposed information collections:	01/07/19	*83 FR 55891, November 8, 2018*

AMERICAN OVERSIGHT

Off-Cycle Submissions of Summaries of Model of Care Changes Disclosure and Recordkeeping Requirements for Grandfathered Health Plans under the Affordable Care Act Impacts: Nationwide		-"*Off-Cycle Submissions of Summaries of Model of Care Changes" (CMS–10565);* -"*Disclosure and Recordkeeping Requirements for Grandfathered Health Plans under the Affordable Care Act" (CMS–10325);* to be submitted to OMB in accordance with the *Paperwork Reduction Act.*		
Nominations Sought Medicare Evidence Development & Coverage Advisory Committee Impacts: Nationwide	CMS	Nominations sought for qualified individuals to serve on the Medicare Evidence Development & Coverage Advisory Committee.	01/07/19	CMS–3374–N *83 FR 61639, November 30, 2018*
Draft National Occupational Research Agenda for Immune, Infectious and Dermal Disease Prevention Impacts: Nationwide	CDC / NIOSH	Draft "*National Occupational Research Agenda for Immune, Infectious and Dermal Disease Prevention."*	01/07/19	CDC–2018–0103, NIOSH–322 *83 FR 55887, November 8, 2018*
Information Collection Request Individual Patient Expanded Access Applications Impacts: Nationwide	FDA	Proposed information collection*," Individual Patient Expanded Access Applications" (Form 3926*), to be submitted to OMB in accordance with the *Paperwork Reduction Act.*	01/07/19	FDA–2018–N–3758 *83 FR 55723, November 7, 2018*
Information Collection Request Recordkeeping Requirements for Microbiological Testing	FDA	Proposed information collection,*" Record-keeping Requirements for Microbiological Testing and Corrective Measures for Bottled Water*," to be	01/07/19	FDA–2018–N–4130 *83 FR 55726, November 7, 2018*

AMERICAN OVERSIGHT

and Corrective Measures for Bottled Water Impacts: Nationwide		submitted to OMB in accordance with the *Paperwork Reduction Act.*		
Information Collection Request Prospective Payments for Hospital Outpatient Services Medicare EDI Enrollment Form and EDI Registration Impacts: Nationwide	CMS	Proposed information collections: -*"Prospective Payments for Hospital Outpatient Services" (CMS–R–240);* -*"Medicare EDI Enrollment Form and EDI Registration" (CMS–10164);* to be submitted to OMB in accordance with the *Paperwork Reduction Act.*	01/08/19	*83 FR 56085, November 9, 2018*
Patient Protection and Affordable Care Act Exchange Program Integrity Impacts: Nationwide	CMS	Proposed rule would revise standards relating to oversight of exchanges established by states, periodic data matching frequency and authority, and the length of a consumer's authorization for the exchange to obtain updated tax information.	01/08/19	CMS–9922–P *83 FR 56015, November 9, 2018*
Solicitation for Written Comments Proposed Objectives for Healthy People 2030 Impacts: Nationwide	HHS	HHS is soliciting written comments on the proposed Healthy People 2030 objectives, including proposed core, developmental and research objectives.	01/11/19	*83 FR 60876, November 27, 2018*
Information Collection Request Maternal and Child Health Bureau Performance Measures	HRSA	Proposed information collection,*" Maternal and Child Health Bureau Performance Measures for Discretionary Grant Information System,"* to be submitted to OMB in	01/14/19	*83 FR 56353, November 13, 2018*

AMERICAN OVERSIGHT

for Discretionary Grant Information System Impacts: Nationwide		accordance with the *Paperwork Reduction Act.*		
Barriers to Participation in the NIOSH Coal Workers' Health Surveillance Program Impacts: Nationwide	CMS / NIOSH	Request for information from coal miners, miner advocates, unions, industry stakeholders and other interested parties about barriers to participating in health screening offered by the program to inform efforts to improve participation.	01/14/19	CDC–2018–0110; NIOSH–224 *83 FR 56327, November 13, 2018*
Draft Guidance Nonmetastatic, Castration-Resistant Prostate Cancer: Considerations for Metastasis-Free Survival Endpoint in Clinical Trials Impacts: Nationwide	FDA	Draft guidance: "*Nonmetastatic, Castration-Resistant Prostate Cancer: Considerations for Metastasis-Free Survival Endpoint in Clinical Trials."*	01/14/19	FDA–2018–D–3931 *83 FR 56857, November 14, 2018*
Information Collection Request Medical Device User Fee Small Business Qualification and Certification Impacts: Nationwide	FDA	Proposed information collection,*" Medical Device User Fee Small Business Qualification and Certification*," to be submitted to OMB in accordance with the *Paperwork Reduction Act.*	01/14/18	FDA–2018–N–4206 *83 FR 56852, November 14, 2018*
Medicaid Medicaid and Children's Health Insurance Plan Managed Care Impacts: Nationwide	CMS	Proposed rule advances CMS' efforts to streamline the Medicaid and Children's Health Insurance Plan managed care regulatory framework and reflects a broader strategy to relieve regulatory burdens; support state flexibility and local	01/14/19	*83 FR 57264, November 14, 2018*

AMERICAN OVERSIGHT

		leadership; and promote transparency, flexibility, and innovation in the delivery of care.		
Information Collection Request Establishing and Maintaining Lists of U.S. Manufacturers / Processors with Interest in Exporting Center for Food Safety and Applied Nutrition-Regulated Products Impacts: Nationwide	FDA	Proposed information collection, *" Establishing and Maintaining Lists of U.S. Manufacturers / Processors with Interest in Exporting Center for Food Safety and Applied Nutrition-Regulated Products,"* to be submitted to OMB in accordance with the *Paperwork Reduction Act.*	01/14/19	FDA–2018–N–4042 *83 FR 56350, November 13, 2018*
Information Collection Request Emerging Infections Program Impacts: Nationwide	CDC	Proposed information collection*," Emerging Infections Program,"* to be submitted to OMB in accordance with the *Paperwork Reduction Act.*	01/14/19	CDC–2018–0098 *83 FR 57488, November 15, 2018*
Institutional Review Board Waiver or Alteration of Informed Consent for Minimal Risk Clinical Investigations Impacts: Nationwide	FDA	Proposed amendment to regulations to implement a provision of the *21st Century Cures Act*. This proposed rule, if finalized, would allow an exception from the requirement to obtain informed consent when a clinical investigation poses no more than minimal risk to the human subject and includes appropriate safeguards to protect the rights, safety, and welfare of human subjects.	01/14/19	FDA–2018–N–2727 *83 FR 57378, November 15, 2018*

AMERICAN OVERSIGHT

Information Collection Request Home Health National Provider Survey Impacts: Nationwide	CMS	Proposed information collection*," Home Health National Provider Survey*," to be submitted to OMB in accordance with the *Paperwork Reduction Act.*	01/14/19	CMS–10688 *83 FR 57490, November 15, 2018*
Information Collection Request Assessments to Inform Program Refinement for HIV, other STD, and Pregnancy Prevention among Middle and High-School Aged Youth Impacts: Nationwide	CDC	Proposed information collection, *" Assessments to Inform Program Refinement for HIV, other STD, and Pregnancy Prevention among Middle and High-School Aged Youth*," to be submitted to OMB in accordance with the *Paperwork Reduction Act.*	01/14/19	CDC–2018–0100 *83 FR 57486, November 15, 2018*
Information Collection Request MCH Jurisdictional Survey Instrument for the Title V MCH Block Grant Program Impacts: Nationwide	HRSA	Proposed information collection,*" MCH Jurisdictional Survey Instrument for the Title V MCH Block Grant Program,"* to be submitted to OMB in accordance with the *Paperwork Reduction Act.*	01/15/19	*83 FR 57737, November 16, 2018*
Draft Assessments Draft Human Health Toxicity Assessments Impacts: Nationwide	EPA	Draft assessments: "*Human Health Toxicity Assessments for Hexafluoropropylene Oxide Dimer Acid and Its Ammonium Salt and for Perfluorobutane Sulfonic Acidand Related Compound Potassium Perfluorobutane Sulfonate."*	01/22/19	EPA–HQ–OW–2018–0614 *83 FR 58768, November 21, 2018*
Establishment of Docket	FDA	Establishment of a docket to solicit comments on a proposed framework for	01/22/19	FDA–2018–N–3017

AMERICAN OVERSIGHT

Prescription Drug-Use-Related Software Impacts: Nationwide		regulating software applications disseminated by or on behalf of drug sponsors for use with one or more of their prescription drug products.		*83 FR 58574, November 20, 2018*
Information Collection Requests Various Medicare-Related Topics Impacts: Nationwide	CMS	Proposed information collections: -"*Medicare Coverage of Items and Services in FDA Investigational Device Exemption Clinical Studies-Revision of Medicare Coverage" (CMS–10511);* -*"Generic Clearance for the Health Care Payment Learning and Action Network" (CMS–10575);* -*"Hospitals and Health Care Complex Cost Report Under the PRA (44 U.S.C. 3501–3520)"(CMS–2552–10);* to be submitted to OMB in accordance with the *Paperwork Reduction Act.*	01/22/19	*83 FR 58572, November 20, 2018*
Draft Guidance Biopharmaceutics Classification System-Based Biowaivers; International Council for Harmonisation Impacts: Nationwide	FDA	Draft guidance: "*Biopharmaceutics Classification System-Based Biowaivers; International Council for Harmonisation."*	01/24/19	FDA–2018–D–3614 *83 FR 54107, October 26, 2018*
Medicare Advantage to Lower Drug Prices and Reduce Out-of-Pocket Expenses Impacts: Nationwide	CMS	Proposed rule would amend the Medicare Advantage program (Part C) regulations and Prescription Drug Benefit Program (Part D) regulations to support health and drug plans' negotiation	01/25/19	CMS–4180–P *83 FR 62152, November 30, 2018*

AMERICAN OVERSIGHT

		for lower drug prices and reduce out-of-pocket costs for Part C and D enrollees.		
Information Collection Request Various Topics Impacts: Nationwide	CMS	Proposed information collections: -*"Notice of Research Exception under the Genetic Information Nondiscrimination Act" (CMS–10286);* -*"Data Collection to Support Eligibility Determinations for Insurance Affordability Programs and Enrollment through Affordable Insurance Exchanges, Medicaid and Children's Health Insurance Program Agencies" (CMS–10440);* -*"State-based Exchange Annual Report Tool (SMART) Under the PRA" (CMS–10507);* to be submitted to OMB in accordance with the *Paperwork Reduction Act.*	01/25/19	*83 FR 60428, November 26, 2018*
Information Collection Request Emergency Cruise Ship Outbreak Investigations Impacts: Nationwide	CDC	Proposed information collection,*" Emergency Cruise Ship Outbreak Investigations*," to be submitted to OMB in accordance with the *Paperwork Reduction Act.*	01/28/19	CDC–2018–0104 *83 FR 60868, November 27, 2018*
Draft Guidance Considerations for the Development of Dried Plasma Products Intended for Transfusion Impacts: Nationwide	FDA	Draft guidance: *"Considerations for the Development of Dried Plasma Products Intended for Transfusion."*	01/28/19	FDA–2018–D–3759 *83 FR 54597, October 30, 2018*

AMERICAN OVERSIGHT

Draft Guidances Product-Specific Matters Impacts: Nationwide	FDA	Draft and revised draft product-specific guidances providing recommendations on, among other things, the design of bioequivalence studies to support abbreviated new drug applications.	01/28/19	FDA–2007–D–0369 *83 FR 61388, November 29, 2018*
Information Collection Request Data Request and Attestation for PDP Sponsors Impacts: Nationwide	CMS	Proposed information collection,*" Data Request and Attestation for PDP Sponsors*," to be submitted to OMB in accordance with the *Paperwork Reduction Act.*	01/29/19	CMS–10691 *83 FR 61638, November 30, 2018*
Information Collection Request Oversight of Clinical Investigations: A Risk-Based Approach to Monitoring Impacts: Nationwide	FDA	Proposed information collection, *"Oversight of Clinical Investigations: A Risk-Based Approach to Monitoring*," to be submitted to OMB in accordance with the *Paperwork Reduction Act.*	01/29/19	FDA–2011–D–0597 *83 FR 61646, November 30, 2018*
Information Collection Request FDA Adverse Event Reports; Electronic Submissions Impacts: Nationwide	FDA	Proposed information collection,*" FDA Adverse Event Reports; Electronic Submissions*," to be submitted to OMB in accordance with the *Paperwork Reduction Act.*	01/29/19	FDA–2018–N–4131 *83 FR 61653, November 30, 2018*
INDIAN AFFAIRS				
Information Collection Request Navajo Partitioned Lands Grazing Permits	BIA	Proposed information collection,*" Navajo Partitioned Lands Grazing Permits*," to be submitted to OMB in accordance with the	01/14/19	*83 FR 57502, November 15, 2018*

AMERICAN OVERSIGHT

Impacts: Navajo Reservation		*Paperwork Reduction Act.*		
Information Collection Request Class III Gaming Procedures, Tribal Revenue Allocation Plans, and Gaming on Trust Lands Acquired After October 17, 1988 Impacts: Tribes Nationwide	BIA	Proposed information collection*," Class III Gaming Procedures, Tribal Revenue Allocation Plans, and Gaming on Trust Lands Acquired After October 17, 1988*," to be submitted to OMB in accordance with the *Paperwork Reduction Act.*	01/18/19	*83 FR 58280, November 19, 2018*
Information Collection Request Capital Management Strengths and Needs Assessment Impacts: Tribes Nationwide	BIA	Proposed information collection,*" Capital Management Strengths and Needs Assessment*," to be submitted to OMB in accordance with the *Paperwork Reduction Act.*	01/22/19	*83 FR 59408, November 23, 2018*
Information Collection Request Application to Withdraw Tribal Funds from Trust Status Impacts: Tribes Nationwide	DOI	Proposed information collection*," Application to Withdraw Tribal Funds from Trust Status,"* to be submitted to OMB in accordance with the *Paperwork Reduction Act.*	01/25/19	*83 FR 60444, November 26, 2018*
NUCLEAR				
Information Collection Request Classification Record Impacts: Nationwide	NRC	Proposed information collection,*" Classification Record" (NRC Form 790),* to be submitted to OMB in accordance with the *Paperwork Reduction Act.*	01/14/19	NRC–2018–0106 *83 FR 56885, November 14, 2018*

AMERICAN OVERSIGHT

American Society of Mechanical Engineers 2015–17 Code Editions Incorporation by Reference Impacts: Nationwide	NRC	Proposed amendment regulations to incorporate by reference the 2015 and 2017 editions of the American Society of Mechanical Engineers (ASME) "*Boiler and Pressure Vessel Code"* and the 2015 and 2017 Editions of the ASME "*Operation and Maintenance of Nuclear Power Plants, Division 1: OM: Section IST"* respectively, for nuclear power plants.	01/23/19	NRC–2016–0082 *83 FR 56156, November 9, 2018*
Information Collection Request Operators' Licenses Impacts: Nationwide	NRC	Proposed information collection,*" Operators' Licenses*," to be submitted to OMB in accordance with the *Paperwork Reduction Act.*	01/28/19	NRC–2018–0228 *83 FR 61169, November 28, 2018*
Training and Experience Requirements for Different Categories of Radiopharmaceuticals Impacts: Nationwide	NRC	Request for comments on whether NRC should establish tailored training and experience requirements for different categories of radiopharmaceuticals for which a written directive is required.	01/29/19	NRC–2018–0230 *83 FR 54380, October 29, 2018*
RESOURCE MANAGEMENT				
Draft EIS San Juan Islands National Monument Impacts: WA	BLM	Draft EIS for the San Juan Islands National Monument.	01/08/19	*83 FR 50402, October 5, 2018*
Draft EIS	BLM	Draft EIS for the proposed Sevier Playa Potash Project.	01/14/19	EIS No. 20180291

AMERICAN OVERSIGHT

Sevier Playa Potash Project Impacts: UT				*83 FR 61632, November 30, 2018* *83 FR 61668, November 30, 2018*
Draft Supplemental EIS Stonewall Vegetation Project Impacts: MT	USFS	Draft supplemental EIS for the Stonewall Vegetation Project.	01/14/19	EIS No. 20180284 *83 FR 61632, November 30, 2018*
Draft EIS Caldwell Canyon Mine and Reclamation Plan Impacts: ID	BLM	Draft EIS for the proposed Caldwell Canyon Mine and Reclamation Plan.	01/14/19	EIS No. 20180286 *83 FR 61632, November 30, 2018* *83 FR 61670, November 30, 2018*
Umatilla National Forest Ellis Integrated Vegetation Management Project Impacts: OR	USFS	The Heppner and North Fork John Day Ranger Districts propose the Ellis Integrated Vegetation Project. The project area is 15 miles southeast of Heppner and 7 miles west of Ukiah, in Morrow, Umatilla and Grant Counties.	01/15/19	*83 FR 57715, November 16, 2018*
Information Collection Request Records of Preshift and Onshift Inspections of Slope and Shaft Areas of Slope and Shaft Sinking Operations at Coal Mine	DOL / MSHA	Proposed information collection,*" Records of Preshift and Onshift Inspections of Slope and Shaft Areas of Slope and Shaft Sinking Operations at Coal Mine*," to be submitted to OMB in accordance with the *Paperwork Reduction*	01/25/19	*83 FR 60502, November 26, 2018*

AMERICAN OVERSIGHT

Impacts: Nationwide		*Act.*		
Information Collection Request Ground Control for Surface Coal Mines and Surface Work Areas of Underground Coal Mines Impacts: Nationwide	DOL / MSHA	Proposed information collection*," Ground Control for Surface Coal Mines and Surface Work Areas of Underground Coal Mines*," to be submitted to OMB in accordance with the *Paperwork Reduction Act.*	01/28/19	*83 FR 61393, November 29, 2018*
TELECOM				
Information Collection Request Broadcast Incubator Program Impacts: Nationwide	FCC	Proposed information collection*," Broadcast Incubator Program,"* to be submitted to OMB in accordance with the *Paperwork Reduction Act.*	01/02/19	*83 FR 55166, November 2, 2018*
Information Collection Request Frequency Coordinator Requirements, Industrial / Business Pool Frequencies Impacts: Nationwide	FCC	Proposed information collection*," 90.175(b)(1), Frequency Coordinator Requirements, Industrial / Business Pool Frequencies,"* to be submitted to OMB in accordance with the *Paperwork Reduction Act.*	01/02/19	*83 FR 55166, November 2, 2018*
Information Collection Request Application to Make Changes in an Existing Station Modification of Transmission Systems Impacts: Nationwide	FCC	Proposed information collection*," Section 73.3538, Application to Make Changes in an Existing Station and Section 73.1690(e), Modification of Transmission Systems*," to be submitted to OMB in accordance with the *Paperwork Reduction Act.*	01/14/19	*83 FR 56841, November 14, 2018*

AMERICAN OVERSIGHT

Information Collection Request Open Video Systems Provisions Impacts: Nationwide	FCC	Proposed information collection*," Open Video Systems Provisions" (FCC Form 1275),* to be submitted to OMB in accordance with the *Paperwork Reduction Act.*	01/14/19	*83 FR 56844, November 14, 2018*
Information Collection Request Application for Waivers of Hearing Aid Compatibility Requirements Impacts: Nationwide	FCC	Proposed information collection*," Section 68.5, Application for Waivers of Hearing Aid Compatibility Requirements,"* to be submitted to OMB in accordance with the *Paperwork Reduction Act.*	01/14/19	*83 FR 56843, November 14, 2018*
Information Collection Request Request for Technical Support – Help Request Form Impacts: Nationwide	FCC	Proposed information collection*," Request for Technical Support – Help Request Form,*" to be submitted to OMB in accordance with the *Paperwork Reduction Act.*	01/14/19	*83 FR 56842, November 14, 2018*
Information Collection Request Application to Make Changes in an Existing Station Modification of Transmission Systems Impacts: Nationwide	FCC	Proposed information collection*," Section 73.3538, Application to Make Changes in an Existing Station and Section 73.1690(e), Modification of Transmission Systems,*" to be submitted to OMB in accordance with the *Paperwork Reduction Act.*	01/14/19	*83 FR 56841, November 14, 2018*
Regulation of Business Data Services for Rate-of-Return Local Exchange Carriers Business Data Services	FCC	Proposals to eliminate ex ante pricing regulation for price cap incumbent LECs' provision of TDM and other transport business data services.	01/14/19	WC Docket Nos. 17–144, 16–143, 05–25; FCC 18–146

AMERICAN OVERSIGHT

in an Internet Protocol Environment Special Access for Price Cap Local Exchange Carriers Impacts: Nationwide				*83 FR 61358, November 29, 2018*
Information Collection Request Establishment of a Class A Television Service Impacts: Nationwide	FCC	Proposed information collection,*" Establishment of a Class A Television Service" (MM Docket No. 00– 10),* to be submitted to OMB in accordance with the *Paperwork Reduction Act.*	01/22/19	*83 FR 58564, November 20, 2018*
Information Collection Request Carriage of Digital Television Broadcast Signals: Amendment to Part 76 of FCC Rules Impacts: Nationwide	FCC	Proposed information collection,*" Carriage of Digital Television Broadcast Signals: Amendment to Part 76 of FCC Rules*," to be submitted to OMB in accordance with the *Paperwork Reduction Act.*	01/22/19	*83 FR 58564, November 20, 2018*
Information Collection Request Frequency Sharing Requirements Impacts: Nationwide	FCC	Proposed information collection,*" Section 97.303, Frequency Sharing Requirements,"* to be submitted to OMB in accordance with the *Paperwork Reduction Act.*	01/22/19	*83 FR 58566, November 20, 2018*
Information Collection Request Review of the Section 251 Unbundling Obligations of Incumbent Local Exchange Carriers Impacts: Nationwide	FCC	Proposed information collection,*" Review of the Section 251 Unbundling Obligations of Incumbent Local Exchange Carriers" (CC Docket No. 01–338 and WC Docket No. 04–313, Order on Remand),"* to be submitted to OMB in accordance with the	01/22/19	*83 FR 58565, November 20, 2018*

AMERICAN OVERSIGHT

		Paperwork Reduction Act.		
Information Collection Request Transmitter Measurements Impacts: Nationwide	FCC	Proposed information collection*," Section 90.215, Transmitter Measurements*," to be submitted to OMB in accordance with the *Paperwork Reduction Act.*	01/28/19	*83 FR 60860, November 27, 2018*
Information Collection Request Pole Attachment Access Requirements Impacts: Nationwide	FCC	Proposed information collection*," Sections 1.1411, 1.1412, 1.1413 and 1.1415 Pole Attachment Access Requirements*," to be submitted to OMB in accordance with the *Paperwork Reduction Act.*	01/28/19	*83 FR 60857, November 27, 2018*
Information Collection Request Ensuring Continuity of 911 Communications Report and Order Impacts: Nationwide	FCC	Proposed information collection*," Ensuring Continuity of 911 Communications Report and Order*," to be submitted to OMB in accordance with the *Paperwork Reduction Act.*	01/28/19	PS Docket No. 14–174, FCC 15–98 *83 FR 60860, November 27, 2018*
TRANSPORTATION				
Information Collection Request Hazardous Materials Training Requirements Impacts: Nationwide	FAA	Proposed information collection*," Hazardous Materials Training Requirements*," to be submitted to OMB in accordance with the *Paperwork Reduction Act.*	01/02/19	*83 FR 55233, November 2, 2018*
Class E Airspace Dimmit County Airport Impacts: TX	FAA	Proposed amendment to the Class E airspace extending upward from 700 feet above the surface at Dimmit County Airport, Carrizo Springs.	01/10/19	FAA–2018–0940; Airspace Docket No. 18–ASW–15

AMERICAN OVERSIGHT

				83 FR 60380, November 26, 2018
Proposed Amendment of Air Traffic Service Route T–331 Impacts: CA, ID, MT, NV, ND	FAA	Proposed amendment to the Area Navigation Route T–331 in the western U.S.	01/11/19	FAA–2018–0985; Airspace Docket No. 18–AWP–19 *83 FR 60786, November 27, 2018*
Proposed Amendment of Air Traffic Service Route T–333 Impacts: CA	FAA	Proposed amendment to the Area Navigation Route T–333 in the western U.S.	01/11/19	FAA–2018–0986; Airspace Docket No. 18–AWP–20 *83 FR 60788, November 27, 2018*
Information Collection Request State Safety Participation Regulations and Reporting of Remedial Actions Impacts: Nationwide	FRA	Proposed information collection,*" State Safety Participation Regulations and Reporting of Remedial Actions*," to be submitted to OMB in accordance with the *Paperwork Reduction Act.*	01/14/19	FRA–2018–0008–N–9 *83 FR 56909, November 14, 2018*
Construction and Maintenance Promoting Innovation in Use of Patented and Proprietary Products Impacts: Nationwide	FHWA	Rulemaking would provide greater flexibility to States to use proprietary or patented materials in federal-aid projects.	01/14/19	FHWA–2018–0036 *83 FR 56758, November 14, 2018*
Draft EIS Interstate 80 / Interstate	FHWA	Draft EIS for the Interstate 80 / Interstate 580 / US Hwy. 395 Freeway-to-Freeway	01/15/19	EIS No. 20180269

AMERICAN OVERSIGHT

580 / US Hwy. 395 Freeway-to-Freeway Interchange Impacts: NV		Interchange and connecting road improvements.		*83 FR 57726, November 16, 2018*
Information Collection Request Transportation Conformity Determinations for Federally-Funded and Approved Transportation Plans, Programs and Projects Impacts: Nationwide	EPA	Proposed information collection,*" Transportation Conformity Determinations for Federally-Funded and Approved Transportation Plans, Programs and Projects,"* to be submitted to OMB in accordance with the *Paperwork Reduction Act.*	01/18/19	EPA–HQ–OAR–2007–0269 *83 FR 58248, November 19, 2018*
WASTE MANAGEMENT				
Information Collection Request Hazardous Materials Impacts: Nationwide	PHMSA	Proposed information collection,*" Hazardous Materials*," to be submitted to OMB in accordance with the *Paperwork Reduction Act.*	01/22/19	PHMSA–2018–0102 *83 FR 59446, November 23, 2018*
Information Collection Request EPA Worker Protection Standards for Hazardous Waste Operations and Emergency Response Impacts: Nationwide	EPA	Proposed information collection,*" EPA Worker Protection Standards for Hazardous Waste Operations and Emergency Response*," to be submitted to OMB in accordance with the *Paperwork Reduction Act.*	01/28/19	EPA–HQ–SFUND–2005–0007 *83 FR 60850, November 27, 2018*
Hazardous Materials: Harmonization with International Standards Impacts: Nationwide	PHMSA	Proposed amendments to hazardous materials regulations to maintain alignment with international regulations and standards by incorporating various amendments, including:	01/28/19	PHMSA–2017–0108 *83 FR 60970, November 27, 2018*

AMERICAN OVERSIGHT

		-Changes to proper shipping names; -Hazard classes; -Packing groups; _Special provisions; -Packaging authorizations; -Air transport quantity limitations; -Vessel stowage requirements.		
WATER				
Draft EIS Coastal TX Protection and Restoration Study Impacts: TX	USACE	Draft EIS for the Coastal TX Protection and Restoration Study.	01/09/19	EIS No. 20180256 *83 FR 54105, October 26, 2018* *83 FR 54096, October 26, 2018*
Flood Hazard Determinations Impacts: WA	FEMA	Proposed changes in flood hazard determinations for communities listed.	01/14/19	*83 FR 51972, October 15, 2018*
Information Collection Request Diversions, Return Flow, and Consumptive Use of Colorado River Water in the Lower Colorado River Basin Impacts: CO River States	BOR	Proposed information collection,*" Diversions, Return Flo, and Consumptive Use of Colorado River Water in the Lower Colorado River Basin*," to be submitted to OMB in accordance with the *Paperwork Reduction Act.*	01/22/19	*83 FR 59414, November 23, 2018*

AMERICAN OVERSIGHT

Information Collection Request Request for Reporting Requirements for BEACH Act Grants Impacts: Nationwide	EPA	Proposed information collection,*" Request for Reporting Requirements for BEACH Act Grants*," to be submitted to OMB in accordance with the *Paperwork Reduction Act.*	01/22/19	*83 FR 58767, November 21, 2018*
Proposed Flood Hazard Determinations Impacts: OR	FEMA	Proposed flood hazard determinations for communities listed.	01/24/19	*83 FR 54134, October 26, 2018*
FEBRUARY	**2019**			
Rule	*Agency*	*Description*	*Deadline*	*Submit Info.*
AIR QUALITY				
Advanced Notice of Proposed Rulemaking Standards of Performance for New Residential Wood Heaters, New Residential Hydronic Heaters and Forced-Air Furnaces Test Methods Impacts: Nationwide	EPA	Request for comments on several aspects of the 2015 Standards of Performance for New Residential Wood Heaters, New Residential Hydronic Heaters and Forced-Air Furnaces (2015 NSPS). EPA will use feedback to inform future rulemaking to improve these standards and related test methods. See details on the proposed rulemaking here.	02/13/19	EPA–HQ–OAR–2018–0196 *83 FR 61585, November 30, 2018*
EMERGENCY MANAGEMENT				

AMERICAN OVERSIGHT

Disaster Declaration Wildfires Economic Injury Loan Application Deadline Impacts: OK	SBA	Administrative declaration of a disaster. Incident: Wildfires 04/11/18 through 04/20/18. Economic injury loan application deadline.	02/04/19	Disaster Declaration 15508 *83 FR 22575, May 15, 2018*
Disaster Declaration Drought Economic Injury Loan Application Deadline Impacts: CO	SBA	Economic Injury disaster loan declaration for CO, dated 05/07/2018. Incident: Drought 01/02/18 through 04/15/18. Economic injury loan application deadline.	02/07/19	Disaster Declaration 15509 *83 FR 22574, May 15, 2018*
Disaster Declaration Severe Storms, Flooding, Landslides and Mudslides Economic Injury Application Deadline Impacts: HI	SBA	Presidential declaration of a major disaster. Incident: Severe storms, flooding, landslides and mudslides 04/13/18 through 04/16/18. Economic injury loan application deadline.	02/08/19	Disaster Declaration 15519 *83 FR 22738, May 16, 2018*
Disaster Declaration Kilauea Volcanic Eruption and Earthquakes Economic Injury Loan Application Deadline Impacts: HI	SBA	Presidential declaration of a major disaster. Incident: Kilauea volcanic eruption / earthquakes 05/03/18 and beyond. Economic injury loan application deadline.	02/11/19	Disaster Declaration 15523 *83 FR 50141, October 4, 2018* *83 FR 23323, May 18, 2018*
HEALTH CARE				
Draft Guidance	FDA	Draft guidance: "*Recommendations for Dual*	02/27/19	FDA–2017–D–5625

AMERICAN OVERSIGHT

Recommendations for Dual 510(k) and Clinical Laboratory Improvement Amendments Waiver by Application Studies Impacts: Nationwide		*510(k) and Clinical Laboratory Improvement Amendments Waiver by Application Studies."*		*83 FR 61387, November 29, 2018*
Draft Guidance Blood Glucose Monitoring Test Systems for Prescription Point-of-Care Use Impacts: Nationwide	FDA	Draft guidance: "*Blood Glucose Monitoring Test Systems for Prescription Point-of-Care Use."*	02/28/19	FDA–2013–D–1445 *83 FR 61648, November 30, 2018*
Draft Guidance Self-Monitoring Blood Glucose Test Systems for Over-the-Counter Use Impacts: Nationwide	FDA	Draft guidance: *"Self-Monitoring Blood Glucose Test Systems for Over-the-Counter Use."*	02/28/19	FDA–2013–D–1446 *83 FR 61640, November 30, 2018*
INDIAN AFFAIRS				
Draft EIS Draft Joint EIS / BLM RMP and BIA Integrated RMP Impacts: OK and Impacted Tribes	BIA / BLM	Draft EIS for the Draft Joint EIS / BLM RMP and BIA Integrated RMP.	02/07/19	EIS No. 20180257 *83 FR 56078, November 9, 2018*
NUCLEAR				
Elimination of Immediate Notification Requirements for Non-Emergency Events Impacts: Nationwide	NRC	Petition for rulemaking from the Nuclear Energy Institute requesting that the NRC amend its regulations regarding the immediate notification requirements for	02/04/19	NRC–2018–0201 *83 FR 58509, November 20, 2018*

AMERICAN OVERSIGHT

		operating nuclear power reactors.		
RESOURCE MANAGEMENT				
Draft EIS Dairy Syncline Mine and Reclamation Plan Impacts: ID	BLM	Draft EIS associated with the proposed Dairy Syncline Mine and Reclamation Plan.	02/21/19	EIS No. 20180277 *83 FR 59378, November 23, 2018* *83 FR 59411, November 23, 2018*
WATER				
Flood Hazard Determinations Impacts: NE	FEMA	Proposed changes in flood hazard determinations for communities listed.	02/04/19	*83 FR 55379, November 5, 2018*
Flood Hazard Determinations Impacts: TX, UT	FEMA	Proposed changes in flood hazard determinations for communities listed.	02/11/19	*83 FR 56362, November 13, 2018*
Proposed Flood Hazard Determinations Impacts: AZ, TX	FEMA	Proposed changes in flood hazard determinations for communities listed.	02/21/19	*83 FR 59398, November 23, 2018* *83 FR 59393, November 23, 2018*
Draft EIS Mendota Pool Group 20-Year Exchange Program Impacts: CA	BOR	Draft EIS for the proposed Mendota Pool Group 20-Year Exchange Program.	02/28/19	EIS No. 20180289 *83 FR 61632, November 30, 2018*

AMERICAN OVERSIGHT

Draft EIS Fossil Creek Wild and Scenic River Comprehensive River Management Plan Impacts: AZ	USFS	Draft EIS for the proposed Fossil Creek Wild and Scenic River Comprehensive River Management Plan.	02/28/19	EIS No. 20180289 *83 FR 61632, November 30, 2018*
MARCH	**2019**			
Rule	*Agency*	*Description*	*Deadline*	*Submit Info.*
AGRICULTURE / RURAL DEVELOPMENT				
Marketing Order Revision Almonds Impacts: CA	USDA / AMS	Proposed amendments to Marketing Order 981, which regulates the handling of almonds in CA.	03/25/19 through 0/05/19 (Referendum period)	AMS–SC–18–0018; SC18–981–3 *83 FR 56742, November 14, 2018*
EMERGENCY MANAGEMENT				
Disaster Declaration Kilauea Volcanic Eruption and Earthquakes Economic Injury Loan Application Deadline Impacts: HI	SBA	Amendment to a Presidential declaration of a major disaster. Incident: Kilauea Volcanic eruption and earthquakes 05/03/2018 and beyond. Economic injury application deadline.	03/14/19	Disaster Declaration 15568 HI–00049 *83 FR 50141, October 4, 2018* *83 FR 41138, August 17, 2018*

AMERICAN OVERSIGHT

NV-DA-20-0615-A-000772

Disaster Declaration Wildfire Economic Injury Loan Application Deadline Impacts: OK	SBA	Notice of Presidential declaration of a major disaster. Incident: Wildfire 04/11/18 through 04/20/18. Economic injury loan application deadline.	03/25/19	Disaster Declaration 15575 *83 FR 31028, July 2, 2018*
Disaster Declaration Severe Spring Storms Economic Injury Loan Application Deadline Impacts: HI	SBA	Presidential declaration of a major disaster. Incident: Severe storms, flooding, landslides and mudslides 04/13/18 through 04/16/18. Economic injury loan application deadline.	03/27/19	Disaster Declaration 15579 *83 FR 31250, July 3, 2018*
Disaster Declaration Severe Spring Storms Physical Loan Application Deadline Impacts: NE	SBA	Presidential declaration of a major disaster. Incident: Severe storms 04/13/18 through 04/18/18. Physical loan application deadline.	03/29/19	Disaster Declaration 15880 *83 FR 32334, July 12, 2018*
HEALTH CARE				
Draft Guidance Content of Premarket Submissions for Management of Cybersecurity in Medical Devices Impacts: Nationwide	FDA	Draft guidance: *"Content of Premarket Submissions for Management of Cyber-security in Medical Devices."*	03/18/19	FDA–2018–D–3443 *83 FR 52835, October 18, 2018*
APRIL	**2019**			

AMERICAN OVERSIGHT

Rule	*Agency*	*Description*	*Deadline*	*Submit Info.*
EMERGENCY MANAGEMENT				
Disaster Declaration Severe Storms and Flooding Economic Injury Loan Application Deadline Impacts: TX	SBA	Presidential declaration of a major disaster. Incident: Severe storms and flooding 06/19/18 and thereafter. Economic injury loan application deadline.	04/08/19	Disaster Declaration 15585 *83 FR 34645, July 20, 2018* *83 FR 38759, August 7, 2018*
HEALTH				
Draft Guidance Standards for the Growing, Harvesting, Packing, and Holding of Produce for Human Consumption Impacts: Nationwide	FDA	Draft guidance: "*Standards for the Growing, Harvesting, Packing, and Holding of Produce for Human Consumption.*"	04/22/19	FDA–2018–D–3631 *83 FR 53196, October 22, 2018* *83 FR 54888, November 1, 2018*
Draft Guidance Guide to Minimize Food Safety Hazards of Fresh-Cut Produce Impacts: Nationwide	FDA	Draft guidance: "*Guide to Minimize Food Safety Hazards of Fresh-Cut Produce.*"	04/22/19	FDA–2018–D–3583 *83 FR 53197, October 22, 2018*
MAY	**2019**			
Rule	*Agency*	*Description*	*Deadline*	*Submit Info.*

AMERICAN OVERSIGHT

EMERGENCY MANAGEMENT				
Disaster Declaration Wildfires and High Winds Economic Injury Loan Application Deadline Impacts: CA	SBA	Amendment to Presidential declaration of a major disaster. Incident: Wildfires and high winds 07/23/18 and beyond. Economic injury loan application deadline.	05/06/19	Disaster Declaration 15623 and 15625 *83 FR 43950, August 28, 2018* *83 FR 51540, October 11, 2018* *83 FR 51539, October 11, 2018* *83 FR 52868, October 18, 2018*
Disaster Declaration Storms and Flooding Economic Injury Loan Application Deadline Impacts: NE	SBA	Administrative declaration of disaster. Incident: Storms and flooding 06/25/18 through 06/30/18. Economic injury loan application deadline.	05/07/19	Disaster Declaration 15627 *83 FR 40617, August 15, 2018*
Disaster Declaration West Fire Economic Injury Loan Application Deadline Impacts: CA	SBA	Administrative declaration of disaster. Incident: West Fire 07/06/18 through 07/09/18. Economic injury loan application deadline.	05/10/19	Disaster Declaration 15641 *83 FR 42963, August 24, 2018*
Disaster Declaration	SBA	Administrative declaration of disaster.	05/10/19	Disaster

AMERICAN OVERSIGHT

Westminster Apartment Fire Economic Injury Loan Application Deadline Impacts: CO		Incident: Westminster Apartment Fire 07/22/18 Economic injury loan application deadline.		Declaration 15645 *83 FR 42963, August 24, 2018*
Disaster Declaration Severe Storms Economic Injury Loan Application Deadline Impacts: NM	SBA	Administrative declaration of disaster. Incident: Severe storms and flash flooding 07/23/18 through 07/27/18. Economic injury loan application deadline.	05/15/19	*83 FR 43722, August 27, 2018*
Disaster Declaration Cranston Fire Economic Injury Loan Application Deadline Impacts: CA	SBA	Notice of amendment to Presidential declaration of a major disaster. Incident: Cranston Fire 07/25/18 through 08/15/18. Economic injury loan application deadline.	05/24/19	Disaster Declaration 15663 *83 FR 45001, September 4, 2018*
Disaster Declaration 416 Wildfire Economic Injury Loan Application Deadline Impacts: CO	SBA	Administrative declaration of disaster. Incident: 416 Wildfire 06/01/18 through 07/31/18. Economic injury loan application deadline.	05/24/19	Disaster Declaration 15656 *83 FR 45001, September 4, 2018*
Disaster Declaration Severe Storms, Tornadoes, Straight-line Winds, and Flooding Economic Injury Loan Application Deadline	SBA	Presidential declaration of a major disaster Incident: Severe storms, tornadoes, straight-line winds and flooding 06/17/18 through 07/01/18.	05/27/19	Disaster Declaration 15677 *83 FR 46241, September 12, 2018*

AMERICAN OVERSIGHT

Impacts: NE		Economic injury loan application deadline.		*83 FR 51539, October 11, 2018* NE–00072
Disaster Declaration Flooding Economic Injury Loan Application Deadline Impacts: MT	SBA	Presidential declaration of a major disaster. Incident: Flooding 04/12/18 through 05/06/18. Economic injury loan application deadline.	05/30/18	Disaster Declaration 15681 *83 FR 46532, September 13, 2018* *83 FR 48840, September 27, 2018* MT Disaster Number MT–00116
Disaster Declaration Severe Storms, Flooding and Landslides Economic Injury Loan Application Deadline Impacts: AZ and Havasupai Tribe	SBA	Presidential declaration of a major disaster. Incident: Severe storms, flooding and landslides 07/11/18 through 07/12/18. Economic injury loan application deadline.	05/31/19	Disaster Declaration 15685 *83 FR 46532, September 13, 2018* Havasupai Tribe Disaster Number AZ–00056
HEALTH CARE				
Nominations Sought Clinical Laboratory Improvement Advisory Committee Impacts: Nationwide	CDC	Nominations sought for qualified individuals to serve on the Clinical Laboratory Improvement Advisory Committee.	05/01/19	*83 FR 55887, November 8, 2018*
INDIAN AFFAIRS				

AMERICAN OVERSIGHT

Disaster Declaration Flooding Economic Injury Loan Application Deadline Impacts: WA and Confederated Tribes of the Colville Reservation	SBA	Presidential declaration of a major disaster (public assistance only). Incident: Flooding 05/05/18 through 05/28/18. Economic injury loan application deadline.	05/17/19	Disaster Declaration 15658 *83 FR 43950, August 28, 2018*
JUNE	**2019**			
Rule	*Agency*	*Description*	*Deadline*	*Submit Info.*
EMERGENCY MANAGEMENT				
Disaster Declaration Ferguson Fire Economic Injury Loan Application Deadline Impacts: CA	SBA	Economic injury loan declaration. Incident: Ferguson Fire 07/13/18 through 08/19/18. Economic injury application deadline.	06/04/19	Disaster Declaration 15679 *83 FR 46770, September 14, 2018* CA Disaster Number CA–00294
Disaster Declaration Flooding Economic Injury Loan Application Deadline Impacts: AK	SBA	Presidential declaration of a major disaster. Incident: Flooding 05/11/18 through 05/13/18. Economic injury loan application deadline.	06/05/19	Disaster Declaration 15691 *83 FR 47673, September 20, 2018* AK Disaster Number AK–00039

AMERICAN OVERSIGHT

Disaster Declaration Flooding Economic Injury Loan Application Deadline Impacts: KS	SBA	Administrative declaration of a disaster. Incident: Flash flooding, flooding and severe storms 09/01/18 through 09/03/18. Economic injury loan application deadline.	06/14/19	Disaster Declaration 15693 *83 FR 48682, September 26, 2018* KS Disaster Number KS–00119
Disaster Declaration Economic Injury Loan Application Deadline Impacts: OR	SBA	Administrative declaration of an economic disaster. Incident: Wildfires 07/15/18. Economic injury loan application deadline.	06/27/19	Disaster Declaration 15700 *83 FR 50431, October 5, 2018* OR Disaster Number OR–00092
Disaster Declaration Hurricane Lane Economic Injury Loan Application Deadline Impacts: HI	SBA	Presidential declaration of a major disaster. Incident: Hurricane Lane 08/22/18 through 08/29/18. Economic injury loan application deadline.	06/27/18	Disaster Declaration 15702 *83 FR 50430, October 5, 2018* HI Disaster Number HI–00052
JULY	**2019**			
Rule	*Agency*	*Description*	*Deadline*	*Submit Info.*
EMERGENCY MANAGEMENT				

AMERICAN OVERSIGHT

Disaster Declaration Economic Injury Loan Application Deadline Impacts: CNMI	SBA	Presidential declaration of a major disaster. Incident: Typhoon Mangkhut 09/10/18 through 09/11/18. Economic injury loan application deadline.	07/01/18	Disaster Declaration 15707 *83 FR 50430, October 5, 2018* *83 FR 50431, October 5, 2018* CMNI Disaster Number MP–00007
Disaster Declaration Typhoon Mangkhut Economic Injury Loan Application Deadline Impacts: Guam	SBA	Presidential declaration of a major disaster. Incident: Typhoon Mangkhut 09/10/18 through 09/11/18. Economic injury loan application deadline.	07/01/19	Disaster Declaration 15713 *83 FR 51539, October 11, 2018*
Disaster Declaration Severe Storms and Flooding Economic Injury Loan Application Deadline Impacts: TX	SBA	Administrative declaration of disaster. Incident: Severe storms and flooding 09/21/18 through 09/23/18. Economic injury loan application deadline.	07/18/19	Disaster Declaration 15755 TX Disaster Number TX–00507 *83 FR 54161, October 26, 2018*
Disaster Declaration Amendment Super Typhoon Yutu Economic Injury Loan Application Deadline	SBA	Notice of amendment to Presidential declaration. Incident: Super Typhoon Yutu 10/24/18 through 10/26/18	07/26/19	Disaster Declaration 15783 CNMI Disaster Number MP–00009

AMERICAN OVERSIGHT

Impacts: CNMI		Economic injury loan application deadline.		*83 FR 55924, November 8, 2018*
Disaster Declaration Flooding Economic Injury Loan Application Deadline Impacts: MT	SBA	Presidential declaration of a major disaster. Incident: Flooding 05/01/18 through 06/10/18. Economic injury loan application deadline.	07/31/19	Disaster Declaration 15785 Montana Disaster Number MT–00118 *83 FR 55925, November 8, 2018*
SEPTEMBER	**2019**			
Rule	*Agency*	*Description*	*Deadline*	*Submit Info.*
AGRICULTURE / RURAL DEVELOPMENT				
Application Window Rural Broadband Access Loans and Loan Guarantees Program FY19 Impacts: Nationwide	RUS	RUS is accepting applications for the FY19 Rural Broadband Access Loans and Loan Guarantees Program. RUS encourages applications that will support recommendations made in the "Rural Prosperity Task Force Report."	09/30/19 (Application window closes)	*83 FR 57406, November 15, 2018*

WGA monthly *Regulatory Report: Upcoming Federal Actions* is provided gratis or at a reduced rate as a benefit to most WGA sponsors and for sale to the general public. The information contained in this report is confidential and is intended only for use of official subscribers to this report. It is the property of the Western Governors' Association. Unauthorized use, disclosure, or copying of this communication is strictly prohibited.

AMERICAN OVERSIGHT

NV-DA-20-0615-A-000781

To subscribe to the report please contact Toni Vigil McCammon at tvigil@westgov.org. If you have received this communication in error, please notify Toni immediately and destroy this e-mail including all attachments.

AMERICAN OVERSIGHT

FEDERAL REGULATORY EVENTS CALENDAR

December 1, 2018

Included in this calendar are a variety of meetings, sponsored by relevant agencies, which relate to the following policy topics:

- Air Quality
- Conservation / Endangered Species Act
- Electricity
- Energy
- Environmental Management
- Fisheries
- Health Care
- Invasive Species
- Nuclear
- Resource (Natural) Management
- Telecommunications
- Transportation
- Water

Updated through 11/30/18: Chronological listing by effective date within topics.

DECEMBER	**2018**			
Rule	*Agency*	*Description*	*Deadline*	*Submit Info.*
AIR QUALITY				

AMERICAN OVERSIGHT

Meeting Chartered Clean Air Scientific Advisory Committee Impacts: Nationwide	EPA	Meeting: Chartered Clean Air Scientific Advisory Committee. Topic: Peer review of EPA's "*Integrated Science Assessment for Particulate Matter (External Review Draft – October 2018*)."	12/12/18 (9 a.m. – 5:30 p.m.) 12/13/18 (8:30 a.m. – 3:30 p.m.) (1700 Jefferson Davis Hwy., Arlington, VA)	*83 FR 55529, November 6, 2018*
CONSERVATION / ESA				
Meeting North American Wetlands Conservation Council Neotropical Migratory Bird Conservation Advisory Group Impacts: Nationwide	FWS	Meeting: North American Wetlands Conservation Council's Neotropical Migratory Bird Conservation Advisory Group. Agenda: See here.	Advisory Group: 12/11/18 (8:30 a.m. – 4:30 p.m.) Council: 12/12/18 (8:30 a.m. – 4:30 p.m.) (1133 15th St., NW, #1000, WDC)	*83 FR 43702, August 27, 2018*
ELECTRICITY				
Meeting Variable Refrigerant Flow Multi-Split Air Conditioners and Heat Pumps Working Group Impacts: Nationwide	DOE / EERE	Meeting: Variable Refrigerant Flow Multi-Split Air Conditioners and Heat Pumps Working Group. Agenda: See here.	12/05/18 through 12/06/18 (9 a.m. – 5 p.m. daily) (250 E St. SW, #7008, WDC)	*83 FR 45052, September 5, 2018*
ENERGY				

AMERICAN OVERSIGHT

Meeting National Petroleum Council Impacts: Nationwide	DOE	Meeting: National Petroleum Council. Agenda: See here.	12/04/18 (9 – 11:30 a.m.) (923 16th St., NW, WDC)	*83 FR 58239, November 19, 2018*
Meeting Fusion Energy Sciences Advisory Committee Impacts: Nationwide	DOE	Meeting: Fusion Energy Sciences Advisory Committee. . Agenda: See here.	12/06/18 (8:30 a.m. – 5 p.m.) 12/07/18 (8:30 a.m. – Noon) (940 Rose Ave., North Bethesda, MD)	*83 FR 58766, November 21, 2018*
Meeting Low-Emission Spray Combustion Unit for Oil Spill Response Impacts: Nationwide	BSEE	Meeting: BSEE. Topic: Advancement of a low-emission spray combustion unit for responding to oil spills.	12/10/18 (9 – 11 a.m.) (1201 Elmwood Park Blvd., #121, New Orleans, LA)	*83 FR 54608, October 30, 2018*
2018 Oil and Gas Lease Sale Impacts: AK	BLM	BLM's AK State Office will hold an oil and gas lease sale bid opening for 254 tracts in the National Petroleum Reserve.	12/10/18 (10 a.m.) (222 W. 7th Ave., #13; Anchorage, AK)	*83 FR 56097, November 9, 2018*
Meeting Hydrogen and Fuel Cell Technical Advisory Committee Impacts: Nationwide	DOE	Meeting: Hydrogen and Fuel Cell Technical Advisory Committee. Agenda: See here.	12/12/18 (8:30 a.m.– 5:15 p.m.) 12/13/18 (8:30 a.m.– Noon) (901 D St., SW, #930, WDC)	*83 FR 54732, October 31, 2018*

AMERICAN OVERSIGHT

ENVIRONMENTAL MANAGEMENT				
Meeting FIFRA Scientific Advisory Panel Impacts: Nationwide	EPA	Meeting: FIFRA Scientific Advisory Panel. Agenda: See here.	12/04/18 through 12/07/18 (9 a.m. – 5 p.m.) (2777 S. Crystal Dr., Arlington, VA)	EPA–HQ–OPP–2018–0517 *83 FR 39087, August 8, 2018*
Meeting Office of Research and Development Board of Scientific Counselors Homeland Security Subcommittee Impacts: Nationwide	EPA	Meeting: Office of Research and Development's Board of Scientific Counselors Homeland Security Subcommittee. Agenda: See here.	12/12/18 through 12/13/18 (8 a.m. – 5 p.m. daily) 12/14/18 (8 a.m. – 1 p.m.) (109 T.W. Alexander Dr., Research Triangle Park, NC)	EPA–HQ–ORD–2015–0765 *83 FR 55527, November 6, 2018*
FISHERIES				
Webinar Meeting Pacific Fishery Management Council Impacts: CA, OR, WA	NMFS	Webinar meeting: Pacific Fishery Management Council. Agenda: See here.	12/14/18 (10 a.m. – Noon PT) (Webinar link here / ID 528–106–707) (Call-in: 1.213.929. 4232 / code 308-416–601)	*83 FR 60823, November 27, 2018*
HEALTH CARE				
Webcast Meeting Tick-Borne Disease Working Group Impacts: Nationwide	HHS	Webcast meeting: Tick-Borne Disease Working Group. Agenda: See here.	12/03/18 (1 – 4 p.m. ET) (Webcast instructions	*83 FR 55553, November 6, 2018*

AMERICAN OVERSIGHT

			to post a week in advance here.)	
Town Hall Meeting FY20 Applications for New Medical Services and Technologies Add-On Payments Impacts: Nationwide	CMS	Town hall meeting: CMS. Topic: FY20 applications for new medical services and technologies add-on payments.	12/04/18 (9 a.m.) (7500 Security Blvd., Baltimore, MD)	*83 FR 50379, October 5, 2018*
Meeting: Circulatory System Devices Panel of the Medical Devices Advisory Committee Impacts: Nationwide	FDA	Meeting: Circulatory System Devices Panel of the Medical Devices Advisory Committee. Agenda: See here.	12/04/18 (8 a.m. – 6 p.m.) (620 Perry Pkwy., Salon A, B, C and D, Gaithersburg, MD)	FDA–2018–N–1726 *83 FR 54359, October 29, 2018*
Meeting Science Advisory Board National Center for Toxicological Research Advisory Committee Impacts: Nationwide	FDA	Meeting: Science Advisory Board to the National Center for Toxicological Research Advisory Committee. Agenda: See here.	12/04/18 (8 a.m. – 5:45 p.m.) 12/05/18 (8 – 11:30 a.m.) (1 World Ave., Little Rock, AR)	FDA–2018–N–3844 *83 FR 54756, October 31, 2018*
Meeting Board of Scientific Counselors, National Center for Health Statistics Impacts: Nationwide	CDC	Meeting: Board of Scientific Counselors, National Center for Health Statistics. Agenda: See here.	12/04/18 (11 a.m. – 5:30 p.m.) 12/05/18 (8:30 a.m. – 1 p.m.) (3311 Toledo Rd., Hyattsville, MD)	*83 FR 53251, October 22, 2018*
Meeting	HRSA	Meeting: Advisory	12/04/18	*83 FR 58260, November 19, 2018*

AMERICAN OVERSIGHT

Advisory Committee on Infant Mortality Impacts: Nationwide		Committee on Infant Mortality. Agenda: See here.	(9 a.m. – 5 p.m.) 12/05/18 (9 a.m. – 3:30 p.m.) (5600 Fishers Lane, #5W11, Rockville, MD)	
Hearing Role for Drug Therapies Impacts: Nationwide	FDA	Hearing: FDA. Topic: Role for drug therapies.	12/05/18 (9 a.m. – 5 p.m.) (10903 New Hampshire Ave., Bldg. 31-Great Room A, Silver Spring, MD)	FDA–2018–N–3952 *83 FR 55318, November 5, 2018*
Meeting Office of Infectious Diseases Board of Scientific Counselors Impacts: Nationwide	CDC	Meeting: Office of Infectious Diseases' Board of Scientific Counselors. Agenda: See here.	12/05/18 (8:30 a.m. – 5 p.m.) 12/06/18 (8:30 a.m. – Noon) (1600 Clifton Rd., NE, Bldg. 19-B3, Atlanta, GA) (Call-in: 1.877.951. 7311 / code 4123441)	*83 FR 55888, November 8, 2018*
Meeting Interagency Steering Committee on Radiation Standards Impacts: Nationwide	EPA	Meeting: Interagency Steering Committee on Radiation Standards. Agenda: See here.	12/06/18 (1 – 4:30 p.m.) (1201 Constitution Ave., NW, #1153, WDC)	*83 FR 57476, November 15, 2018*
Workshop	FDA	Workshop: FDA.	12/06/18	FDA–2018–N–3693 *83 FR 55188, November 2, 2018*

AMERICAN OVERSIGHT

Produce Development in Hemophilia Impacts: Nationwide		Topic: Produce development in hemophilia.	(8:30 a.m. – 4:30 p.m.) (10903 New Hampshire Ave., Bldg. 31-1503, Silver Spring, MD)	
Meeting Advisory Commission on Childhood Vaccines Impacts: Nationwide	HRSA	Meeting: Advisory Commission on Childhood Vaccines. Agenda: See here.	12/06/18 (10 a.m. ET) (Call-in: 1.800.988. 0218 / Leader Dr. Narayan Nair / code 9302948.2)	*83 FR 61657, November 30, 2018*
Meeting DHS Data Privacy and Integrity Advisory Committee Impacts: Nationwide	HHS	Meeting: DHS Data Privacy and Integrity Advisory Committee. Agenda: See here.	12/10/18 (1 – 4 p.m.) (90 K St., NE, #1204, WDC)	DHS–2018–0066 *83 FR 56089, November 9, 2018*
Meeting Physician-Focused Payment Model Technical Advisory Committee Impacts: Nationwide	HHS	Meeting: Physician-Focused Payment Model Technical Advisory Committee. Agenda: See here.	12/10/18 through 12/11/18 (Noon – 5 p.m. daily) (200 Independence Ave., SW, WDC) (Register here.)	*83 FR 5109, February 5, 2018*
Hearing Drug Development Tool Process Under the 21st Century Cures Act and Prescription Drug User Fee Act V Impacts: Nationwide	FDA	Hearing: FDA. Topic: "Drug development tool process under the *21st Century Cures Act and Prescription Drug User Fee Act V."*	12/11/18 (9 a.m. – 5 p.m.) (10903 New Hampshire Ave., Bldg. 31-1503A, Silver Spring, MD)	FDA–2018–N–4100 *83 FR 56347, November 13, 2018*

AMERICAN OVERSIGHT

Meeting Advisory Council for the Elimination of Tuberculosis Impacts: Nationwide	CDC	Meeting: Advisory Council for the Elimination of Tuberculosis. Agenda: See here.	12/11/18 (8:30 a.m. – 4:30 p.m.) 12/12/18 (8:30 a.m. – Noon) (8 Corporate Blvd., Bldg. 8-1–A/B/C, Atlanta, GA) (Call-in: 1.877.927. 1433 / code 12016435)	*83 FR 55172, November 2, 2018*
Meeting Board of Scientific Counselors, National Center for Injury Prevention and Control Impacts: Nationwide	CDC	Meeting: Board of Scientific Counselors, National Center for Injury Prevention and Control. Agenda: See here.	12/12/18 (9 a.m. – 4:30 p.m.) (4770 Buford Hwy., Bldg. 106-1-A, Atlanta, GA) (Call-in: 1.888.780. 9652 / code 8435823)	*83 FR 55171, November 2, 2018*
Meeting Advisory Board on Radiation and Worker Health Impacts: Nationwide	CDC / NIOSH	Meeting: Advisory Board on Radiation and Worker Health. Agenda: See here.	12/12/18 (8:30 – 5:30 p.m.) 12/13/18 (8:15 – 2:30 p.m.) (300 N. Harbor Dr., Redondo Beach, CA) (Call-in: 1. 866.659. 0537 / code 99337010)	*83 FR 55171, November 2, 2018*
Hearing Committee on Vital and Health Statistics	HHS	Hearing: Committee on Vital and Health Statistics.	12/12/18 (9 a.m. – 5 p.m.) 12/13/18	*83 FR 53276, October 22, 2018*

AMERICAN OVERSIGHT

Impacts: Nationwide		Topic: Standards, code sets and identifiers to support the exchange of electronic health information for retail pharmacy and medical transactions.	(9 a.m. – 1 p.m.) (2500 Calvert St., NW, WDC)	
Teleconference National Biodefense Science Board Impacts: Nationwide	HRSA	Teleconference: National Biodefense Science Board. Agenda: See here.	12/13/18 (2 – 4 p.m. ET) (Register here.)	*83 FR 58261, November 19, 2018*
Joint Meeting Drug Products Advisory Committee Drug Safety and Risk Management Advisory Committee Impacts: Nationwide	FDA	Joint meeting: Drug Products Advisory Committee & Drug Safety and Risk Management Advisory Committee. Agenda: See here.	12/17/18 through 12/18/18 (8 a.m. daily) (10903 New Hampshire Ave., Bldg. 31-1503, Silver Spring, MD)	FDA–2018–N–3805 *83 FR 53638, October 24, 2018*
INVASIVE SPECIES				
Meeting Aquatic Nuisance Species Task Force Impacts: Nationwide	FWS	Meeting: Aquatic Nuisance Species Task Force. Agenda: See here.	12/12/18 through 12/13/18 (8 a.m. – 5 p.m. daily) (5275 Leesburg Pike, Falls Church, VA)	FWS–HQ–FAC–2018–N135 *83 FR 61667, November 30, 2018*
NUCLEAR				
Meeting Environmental Management Site-Specific Advisory Board, Hanford	NRC	Meeting: Environmental Management Site-Specific Advisory Board, Hanford. Agenda: See here.	12/05/18 (8:30 a.m. – 4:30 p.m.) 12/06/18	*83 FR 56834, November 14, 2018*

AMERICAN OVERSIGHT

Impacts: WA			(8:30 – 11:30 a.m.) (802 George Washington Way, Richland, WA)	
Meeting Advisory Committee on Reactor Safeguards Impacts: Nationwide	NRC	Meeting: Advisory Committee on Reactor Safeguards. Agenda: See here.	12/05/18 through 12/08/18 (8:30 a.m. daily) (11601 Landsdown St., North Bethesda, MD)	*83 FR 58606, November 20, 2018*
RESOURCE MANAGEMENT				
Meeting National Park System Advisory Board Impacts: Nationwide	NPS	Meeting: National Park System Advisory Board. Agenda: See here.	12/05/18 (9:30 a.m. – 5:00 p.m.) (515 20th St., NW, WDC)	NPS–WASO–D–COS–POL–26833 *83 FR 61168, November 28, 2018*
Meeting Northwest Resource Advisory Council Impacts: CO	BLM	Meeting: Northwest Resource Advisory Council. Agenda: See here.	12/06/18 (8 a.m. – 3 p.m.) (2300 River Frontage Rd., Silt, CO)	*83 FR 54372, October 29, 2018*
Meeting Na Hoa Pili O Kaloko-Honokohau National Historical Park Advisory Commission Impacts: HI	NPS	Meeting: Na Hoa Pili O Kaloko-Honokohau National Historical Park Advisory Commission. Agenda: See here.	12/07/18 (9:30 a.m. – 2:30 p.m.) (Kaloko-Honokohau National Historical Park Kaloko Picnic area, Kailua Kona, HI)	NPS–PWR–KAHO–26895 *83 FR 59412, November 23, 2018*
	BLM		12/12/18	

AMERICAN OVERSIGHT

Meeting AZ Resource Advisory Council Impacts: AZ		Meeting: AZ Resource Advisory Council. Agenda: See here.	(8:30 a.m. – 4 p.m.) (One North Central Ave., #800, Phoenix, AZ)	*83 FR 54371, October 29, 2018*
Meeting CA Desert District Advisory Council Impacts: CA	BLM	Meeting: CA Desert District Advisory Council. Agenda: See here.	12/14/18 through 12/15/18 (10 a.m. – 5 p.m.) (901 China Lake Blvd., Ridgecrest, CA)	*83 FR 57746, November 16, 2018*
TELECOM				
Meeting North American Numbering Council Impacts: Nationwide	FCC	Meeting: North American Numbering Council. Agenda: See here.	12/04/18 (9:30 a.m.) (445 12th St., SW-#5–C162, WDC)	*83 FR 56324, November 13, 2018*
Meeting Technological Advisory Council Impacts: Nationwide	FCC	Meeting: Technological Advisory Council. Agenda: See here.	12/05/18 (10 a.m. – 4 p.m.) (445 12th St., SW, WDC)	*83 FR 54925, November 1, 2018*
Meeting Broadband Deployment Advisory Committee Impacts: Nationwide	FCC	Meeting: Broadband Deployment Advisory Committee. Agenda: See here.	12/06/18 through 12/07/18 (9 a.m.) (445 12th St., SW, #TW–C305, WDC)	*83 FR 58249, November 19, 2018*
Webinar BroadbandUSA Impacts: Nationwide	NTIA	Webinar: BroadbandUSA. Agenda: See here.	12/12/18 (2 – 3 p.m.) (Register here).	*83 FR 49067, September 28, 2018*

AMERICAN OVERSIGHT

Meeting Communications Security, Reliability and Interoperability Council Impacts: Nationwide	FCC	Meeting: Communications Security, Reliability and Interoperability Council. Agenda: See here.	12/13/18 (1 – 5 p.m.) (445 12th St., SW, # TW–C305, WDC)	*83 FR 56843, November 14, 2018*
TRANSPORTATION				
Meeting Motorcyclist Advisory Council Impacts: Nationwide	FHWA	Meeting: Motorcyclist Advisory Council. Agenda: See here.	12/12/18 (8 a.m. – 4:30 p.m.) (1310 N. Courthouse Rd., #300, Arlington, VA)	*83 FR 60938, November 27, 2018*
Meeting Aviation Rulemaking Advisory Committee Impacts: Nationwide	FAA	Meeting: Aviation Rulemaking Advisory Committee. Agenda: See here.	12/13/18 (1 p.m.) (800 Independence Ave., SW, McCracken Rm., WDC)	*83 FR 56895, November 14, 2018*
WATER				
Meeting National Drinking Water Advisory Council Impacts: Nationwide	EPA	Meeting: National Drinking Water Advisory Council. Agenda: See here.	12/06/18 (9:30 a.m. – 4:15 p.m.) 12/07/18 (8:45 a.m. – 12:30 p.m.) (1201 Constitution Ave., NW, WJC South #6226, WDC)	*83 FR 57725, November 16, 2018*

AMERICAN OVERSIGHT

Meeting National Sea Grant Advisory Board Impacts: Nationwide	NOAA	Meeting: National Sea Grant Advisory Board. Agenda: See here.	12/10/18 (4 – 5:30 p.m.) (1315 East-West Highway, Bldg. 3-01215, Silver Spring, MD)	*83 FR 54723, October 31, 2018*
JANUARY	**2019**			
Rule	*Agency*	*Description*	*Deadline*	*Submit Info.*
AIR QUALITY				
Meeting Mobile Sources Technical Review Subcommittee Impacts: Nationwide	EPA	Meeting: Mobile Sources Technical Review Subcommittee. Agenda: See here.	01/10/19 (9 a.m. – 4:30 p.m.) (1500 New Hampshire Ave. NW, WDC)	*83 FR 53241, October 22, 2018*
ENVIRONMENTAL MANAGEMNET				
Meeting TSCA Science Advisory Committee on Chemicals Impacts: Nationwide	EPA	Meeting: TSCA Science Advisory Committee on Chemicals. Agenda: See here.	01/08/19 (2 – 4 p.m.) (Virtual meeting. Go here to register.)	EPA–HQ–OPPT–2018–0604 *83 FR 61629, November 30, 2018*
Meeting TSCA Science Advisory Committee on Chemicals Impacts: Nationwide	EPA	Meeting: TSCA Science Advisory Committee on Chemicals. Agenda: See here.	01/30/19 through 02/01/19 (9 a.m. – 5 p.m.) (May be watched via webcast. Go here for information.)	EPA–HQ–OPPT–2018–0604 *83 FR 61629, November 30, 2018*

AMERICAN OVERSIGHT

HEALTH CARE				
Joint Meeting Arthritis Advisory Committee and the Drug Safety Risk Management Advisory Committee Impacts: Nationwide	FDA	Joint meeting: Arthritis Advisory Committee & Drug Safety and Risk Management Advisory Committee. Agenda: See here.	01/11/19 (8 a.m. – 5 p.m.) (3501 University Blvd. East, Hyattsville, MD)	FDA–2018–N–4227 *83 FR 61651, November 30, 2018*
Meeting Bone, Reproductive and Urologic Drugs Advisory Committee Impacts: Nationwide	FDA	Meeting: Bone, Reproductive and Urologic Drugs Advisory Committee. Agenda: See here.	01/16/19 (8 a.m. – 5 p.m.) (10903 New Hampshire Ave., Bldg. 31-1503, Silver Spring, MD)	FDA–2018–N–4116 *83 FR 61650, November 30, 2018*
Meeting Endocrinologic and Metabolic Drugs Advisory Committee Impacts: Nationwide	FDA	Meeting: Endocrinologic and Metabolic Drugs Advisory Committee. Agenda: See here.	01/17/19 (8 a.m. – 5 p.m.) (10903 New Hampshire Ave., Bldg. 31-1503, Silver Spring, MD)	FDA–2018–N–4282 *83 FR 61642, November 30, 2018*
Meeting 2019 Vessel Sanitation Program Impacts: Nationwide	CDC	Meeting: CDC. Topic: 2019 Vessel Sanitation Program.	01/19/19 (9 a.m. – 4 p.m.) (1717 N. Bayshore Dr., Miami, FL)	CDC–2018–0101 *83 FR 54754, October 31, 2018*
Meeting Electronic Submission of Adverse Event Reports to the FDA Adverse Event Reporting System	FDA	Meeting: FDA. Topic: Electronic submission of adverse event reports to the FDA Adverse Event Reporting System using	01/25/19 (9 a.m. – 4 p.m.) (10903 New Hampshire Ave.,	FDA–2018–N–4002 *83 FR 57732, November 16, 2018*

AMERICAN OVERSIGHT

Impacts: Nationwide		International Council for Harmonisation E2B(R3) standards.	Bldg. 31-1503, Silver Spring, MD)	
Meeting Presidential Advisory Council on Combating Antibiotic-Resistant Bacteria Impacts: Nationwide	HHS	Meeting: Presidential Advisory Council on Combating Antibiotic-Resistant Bacteria. Agenda: See here.	01/30/19 through 01/31/19 (9 a.m. – 5 p.m. daily) (200 Independence Ave., SW, Great Hall, WDC)	*83 FR 59388, November 23, 2018*
RESOURCE MANAGEMENT				
Meeting Southwest Resource Advisory Council Impacts: CO	BLM	Meeting: Southwest Resource Advisory Council. Agenda: See here.	01/11/19 (9 a.m. – 4 p.m.) (2465 S. Townsend Ave., Montrose, CO)	*83 FR 53497, October 23, 2018*
TELECOM				
Meeting NV Broadband Workshop Impacts: NV	NTIA	Meeting: NV Broadband Workshop. Agenda: See here.	01/11/19 (9 a.m. – 3 p.m.) (401 S. Carson St., Carson City, NV)	*83 FR 57721, November 16, 2018*
Virtual Meeting BroadbandUSA Impacts: Nationwide	NTIA	NTIA, as part of its BroadbandUSA program, is hosting a series of monthly webinars on how to accelerate broadband connectivity, improve digital inclusion, strengthen policies and support local priorities.	01/16/19 (2 – 3 p.m.) (Register here.)	*83 FR 33211, July 17, 2018*
FEBRUARY	**2019**			

AMERICAN OVERSIGHT

Rule	*Agency*	*Description*	*Deadline*	*Submit Info.*
HEALTH CARE				
Workshop Evaluating the Pressor Effects of Drugs Impacts: Nationwide	FDA	Workshop: FDA. Topic: Evaluating the pressor effects of drugs.	02/04/19 (8:30 a.m. – 5 p.m.) (1777 F St., NW, WDC)	FDA–2018–N–3692 *83 FR 57490, November 15, 2018*
TELECOM				
Virtual Meeting BroadbandUSA Impacts: Nationwide	NTIA	NTIA, as part of its BroadbandUSA program, is hosting a series of monthly webinars on how to accelerate broadband connectivity, improve digital inclusion, strengthen policies and support local priorities.	02/20/19 (2 – 3 p.m.) (Register here.)	*83 FR 33211, July 17, 2018*
MARCH	**2019**			
Rule	*Agency*	*Description*	*Deadline*	*Submit Info.*
RESOURCE MANAGEMENT				
Meeting Southwest Resource Advisory Council Impacts: CO	BLM	Meeting: Southwest Resource Advisory Council. Agenda: See here.	03/08/19 (9 a.m. – 4 p.m.) (29211 Hwy. 184, Dolores, CO)	*83 FR 53497, October 23, 2018*
TELECOM				

AMERICAN OVERSIGHT

Virtual Meeting BroadbandUSA Impacts: Nationwide	NTIA	NTIA, as part of its BroadbandUSA program, is hosting a series of monthly webinars on how to accelerate broadband connectivity, improve digital inclusion, strengthen policies and support local priorities.	03/20/19 (2 – 3 p.m.) (Register here.)	*83 FR 33211, July 17, 2018*
APRIL	**2019**			
Rule	*Agency*	*Description*	*Deadline*	*Submit Info.*
HEALTH CARE				
Meeting Prescription Drug User Fee Act of 2017; Electronic Submissions and Data Standards Impacts: Nationwide	FDA	Meeting: FDA Topic: *Prescription Drug User Fee Act of 2017 – e*lectronic submissions and data standards.	04/10/19 (9 a.m. – 4 p.m.) (10903 New Hampshire Ave., Bldg. 31-1503A, Silver Spring, MD)	FDA–2018–N–4337 *83 FR 61385, November 29, 2018*
TELECOM				
Virtual Meeting BroadbandUSA Impacts: Nationwide	NTIA	NTIA, as part of its BroadbandUSA program, is hosting a series of monthly webinars on how to accelerate broadband connectivity, improve digital inclusion, strengthen policies and support local priorities.	04/17/19 (2 – 3 p.m.) (Register here.)	*83 FR 33211, July 17, 2018*
MAY	**2019**			

AMERICAN OVERSIGHT

Rule	*Agency*	*Description*	*Deadline*	*Submit Info.*
CONSERVATION / ESA				
Meeting Conference of the Parties to the Convention on International Trade in Endangered Species of Wild Fauna and Flora Impacts: Nationwide	FWS	Meeting: Conference of the Parties to the Convention on International Trade in Endangered Species of Wild Fauna and Flora.	05/23/19 through 06/03/19 (Agenda details, location, etc. TBA) (Colombo, Sri Lanka)	*83 FR 49421, October 1, 2018*
TELECOM				
Virtual Meeting BroadbandUSA Impacts: Nationwide	NTIA	NTIA, as part of its BroadbandUSA program, is hosting a series of monthly webinars on how to accelerate broadband connectivity, improve digital inclusion, strengthen policies and support local priorities.	05/15/19 (2 – 3 p.m.) (Register here.	*83 FR 33211, July 17, 2018*
JUNE	**2019**			
Rule	*Agency*	*Description*	*Deadline*	*Submit Info.*
TELECOM				
Virtual Meeting BroadbandUSA Impacts: Nationwide	NTIA	NTIA, as part of its BroadbandUSA program, is hosting a series of monthly webinars on how to accelerate broadband connectivity, improve digital inclusion,	06/19/19 (2 – 3 p.m.) (Register here.)	*83 FR 33211, July 17, 2018*

AMERICAN OVERSIGHT

		strengthen policies and support local priorities.		
JULY	**2019**			
Rule	*Agency*	*Description*	*Deadline*	*Submit Info.*
HEALTH CARE				
Meeting Electronic Submission of Adverse Event Reports to the FDA Adverse Event Reporting System Impacts: Nationwide	FDA	Meeting: FDA. Topic: Electronic submission of adverse event reports to the FDA Adverse Event Reporting System using International Council for Harmonisation E2B(R3) standards.	07/17/19 (9 a.m. – 4 p.m.) (10903 New Hampshire Ave., Bldg. 31-1503, Silver Spring, MD)	FDA–2018–N–4002 *83 FR 57732, November 16, 2018*
TELECOM				
Virtual Meeting BroadbandUSA Impacts: Nationwide	NTIA	NTIA, as part of its BroadbandUSA program, is hosting a series of monthly webinars on how to accelerate broadband connectivity, improve digital inclusion, strengthen policies and support local priorities.	07/17/19 (2 – 3 p.m.) (Register here.)	*83 FR 33211, July 17, 2018*
AUGUST	**2019**			
Rule	*Agency*	*Description*	*Deadline*	*Submit Info.*
TELECOM				

AMERICAN OVERSIGHT

Virtual Meeting BroadbandUSA Impacts: Nationwide	NTIA	NTIA, as part of its BroadbandUSA program, is hosting a series of monthly webinars on how to accelerate broadband connectivity, improve digital inclusion, strengthen policies and support local priorities.	08/20/19 (2 – 3 p.m.) (Register here.)	*83 FR 33211, July 17, 2018*
SEPTEMBER	**2019**			
Rule	*Agency*	*Description*	*Deadline*	*Submit Info.*
TELECOM				
Virtual Meeting BroadbandUSA Impacts: Nationwide	NTIA	NTIA, as part of its BroadbandUSA program, is hosting a series of monthly webinars on how to accelerate broadband connectivity, improve digital inclusion, strengthen policies and support local priorities.	09/18/19 (2 – 3 p.m.) (Register here.)	*83 FR 33211, July 17, 2018*

The WGA monthly *Federal Regulatory Events Calendar* is provided gratis or at a reduced rate as a benefit to most WGA sponsors and for sale to the general public. The information contained in this report is confidential and is intended only for use of official subscribers to this report. It is the property of Western Governors' Association. Unauthorized use, disclosure, or copying of this communication is strictly prohibited.

To subscribe to the report please contact Toni Vigil at *tvigil@westgov.org*. If you have received this communication in error, please notify Toni immediately and destroy this e-mail including all attachments.

AMERICAN OVERSIGHT

FEDERAL REGULATORY REPORT-- ACTIONS FINALIZED

December 1, 2018

Below is a list of some of the key "final actions" -- published by federal agencies in the past month -- with consequences for the Western region. This month's report includes items within the following topic areas:

- Agriculture / Rural Development
- Air Quality
- Conservation / Endangered Species Act
- Electricity
- Energy
- Environmental Management
- Fisheries
- Health Care
- Indian Affairs
- Nuclear Energy / Waste
- Regulatory Affairs
- Resource (Natural) Management
- Telecommunications
- Transportation
- Waste Management
- Water

Please note that the specific effective dates for individual items may extend several months into the future.

Updated through 11/30/18: Chronological listing by effective date within topics.

NOVEMBER	**2018**			
Rule	*Agency*	*Description*	*Effective Date*	*Notes*

AMERICAN OVERSIGHT

AGRICULTURE / RURAL DEVELOPMENT				
Modification of Handling Regulations Irish Potatoes Grown in Certain Designated Counties in ID and OR Impacts: ID, OR	USDA / AMS	Rule implementing a recommendation from the ID-Eastern OR Potato Committee to revise the varietal classifications that determine the size requirements for Irish potatoes grown in certain designated counties of ID and OR.	11/02/18	AMS–SC–17–0077 *83 FR 49776, October 3, 2018*
Semiannual Regulatory Agenda Impacts: Nationwide	USDA	USDA's semiannual agenda of rules scheduled for review or development between fall 2018 and fall 2019. The *Regulatory Flexibility Act* and Executive Order 12866 require publication of the agenda.	11/16/18	*83 FR 57992, November 16, 2018*
Container Requirement Oranges and Grapefruit Grown in Lower Rio Grande Valley Impacts: TX	USDA / AMS	Rule implementing a recommendation to change the container requirements under the Marketing Order for oranges and grapefruit grown in the Lower Rio Grande Valley.	11/19/18	AMS–SC–17–0049; SC17–906–2 FR *83 FR 52944, October 19, 2018*
National Marketing Order Adjustment of Representation / United Soybean Board Impacts: Nationwide	USDA / AMS	Rule adjusting the number of members on the United Soybean Board to reflect changes in production levels that have occurred since the Board was last reapportioned in 2015.	11/23/18	AMS–LPS–18–0015 *83 FR 53365, October 23, 2018*

AMERICAN OVERSIGHT

Marketing Order Raisins Produced from CA Grapes Impacts: CA	USDA / AMS	Rule amending Marketing Order No. 989, which regulates the handling of raisins produced from grapes grown in CA.	11/26/18	AO–FV–16–0016; AMS–SC–16– 0011; SC16–989–1 *83 FR 53965, October 26, 2018*
AIR QUALITY				
Air Quality State Implementation Plans Construction Permits and Approvals Program Impacts: KS	EPA	Approval of revisions to the KS CAA SIP relating to the state's CAA 112(l) program.	11/02/18	EPA–R07–OAR–2017–0512 *83 FR 49826, October 3, 2018*
CO, PB, NO2, Ozone, SO2 NAAQS Lane County Impacts: OR	EPA	Approval of specific changes to the OR CAA SIP. as it applies in Lane County. The revisions (submitted 08/29/14, 03/27/18) are related to the criteria pollutants for which the EPA has established NAAQS.	11/05/18	EPA–R10–OAR–2018–0238 *83 FR 50274, October 5, 2018*
NSR Permitting Program San Diego County Air Pollution Control District Impacts: CA	EPA	Approval / conditional approval of revisions to the San Diego County Air Pollution Control District portion of the CA CAA SIP. Revisions concern the District's New Source Review (NSR) permitting program for new and modified sources of air pollution under CAA section 110(a)(2)(C) and part D of title I.	11/05/18	EPA–R09–OAR–2018–0233 *83 FR 50007, October 4, 2018*

AMERICAN OVERSIGHT

FACA Charter Renewal Clean Air Act Advisory Committee Impacts: Nationwide	EPA	Renewal of FACA charter for the Clean Air Act Advisory Committee.	11/13/18	*83 FR 56322, November 13, 2018*
Ozone NAAQS Regulatory Corrections Impacts: Nine States Including CA and MT	EPA	Correction of errors in the regulatory text regarding the designation of certain areas in nine states for the 2015 ozone NAAQS. The designation rules were signed by the EPA Administrator on 11/06/17 and 04/30/18. The affected areas include some within CA and MT.	11/15/18	EPA–HQ–OAR–2017–0548 *83 FR 52157, October 16, 2018*
Reconsideration Prevention of Significant Deterioration and Nonattainment New Source Review Aggregation Impacts: Nationwide	EPA	Denial of recon-sideration of a rule issued 01/15/09: "*Prevention of Significant Deterioration and Nonattainment New Source Review: Aggregation and Project Netting.*" Petition regarded treating related physical or operational changes as a single "modification" for the purpose of determining NSR applicability at a stationary source.	11/15/18	EPA–HQ–OAR–2003–0064 *83 FR 57324, November 15, 2018*
Regional Haze FIP Reid Gardner Generating Station Impacts: NV	EPA	Approval of NV's request to rescind a Regional Haze Federal Implementation Plan that regulates air pollutant emissions from Reid	11/26/18	EPA–R09–OAR–2018–0221 *83 FR 54053, October 26, 2018*

AMERICAN OVERSIGHT

		Gardner Generating Station Units 1, 2 and 3. EPA is approving the request because RGGS Units 1–3 have been permanently decommissioned and are being dismantled and demolished.		
National Emission Standards for Hazardous Air Pollutants and New Source Performance Standards Petroleum Refineries Impacts: Nationwide	EPA	Amendments to the petroleum refinery National Emission Standards for Hazardous Air Pollutants (NESHAP) and to the New Source Performance Standards (NSPS) for petroleum refineries to clarify the requirements of these rules and to make technical corrections.	11/26/18	EPA–HQ–OAR–2010–068 *83 FR 60696, November 26, 2018*
Waste Prevention, Production Subject to Royalties, and Resource Conservation Rescission or Revision of Certain Requirements Impacts: Nationwide	BLM	Revision of BLM regulations, as amended by the 11/16/18 rule "*Waste Prevention, Production Subject to Royalties, and Resource Conservation.*"	11/27/18	*83 FR 49184, September 28, 2018*
CONSERVATION / ESA				
ESA Delisting Deseret Milkvetch Impacts: UT	FWS	Delisting under ESA of Deseret Milkvetch.	11/19/18	FWS–R6–ES–2016–0013 *83 FR 52775, October 18, 2018*
ELECTRICITY				

AMERICAN OVERSIGHT

Specifications and Drawings for Underground Electric Distribution Impacts: Nationwide	RUS	Amendment to RUS regulations for electric standards and specifications in Bulletin 1728F–806 (D–806): "*Specifications and Drawings for Underground Electric Distribution,"* which is incorporated by reference, to digitize RUS accounting, clarify RUS requirements, update current standards and practices, and improve customer service.	11/06/18	*83 FR 55465, November 6, 2018*
ENERGY				
List of Restricted Joint Bidders OCS Oil and Gas Lease Sales Impacts: OCS States	BOEM	BOEM is publishing a List of Restricted Joint Bidders restricted from bidding with any entity in any of the other following groups at OCS oil and gas lease sales to be held during the bidding period Nov. 2018, through April 2019.	11/01/18 through 04/30/19	*83 FR 55560, November 6, 2018*
Reinstatement of Terminated Oil and Gas Lease Moffat County Impacts: CO	BLM	Reinstatement of oil and gas ease COC75893 from Griffin Properties Inc. for land in Moffat County.	11/14/18	*83 FR 56867, November 14, 2018*
Accounting and Ratemaking Treatment of Accumulated Deferred Income Taxes and Treatment Following the Sale or Retirement of an Asset	FERC	FERC policy statement regarding the treatment of accumulated deferred income taxes for both accounting and ratemaking purposes as to the Commission's	11/23/18	*83 FR 59295, November 23, 2018*

AMERICAN OVERSIGHT

Impacts: Nationwide		jurisdictional public utilities, natural gas pipelines and oil pipelines, in light of the *Tax Cuts and Jobs Act of 2017*.		
ENVIRONMENTAL MANAGEMENT				
Semiannual Regulatory Agenda Impacts: Nationwide	EPA	EPA's semiannual agenda of rules scheduled for review or development between fall 2018 and fall 2019. The *Regulatory Flexibility Act* and Executive Order 12866 require publication of the agenda.	11/16/18	*83 FR 58080, November 16, 2018*
FISHERIES				
Apportionment Several Groundfish Species Bering Sea and Aleutian Islands Management Area Impacts: AK	NMFS	Apportionment of amounts of the non-specified reserve to the initial total allowable catch and total allowable catch of Aleutian Islands Greenland turbot, Bering Sea sablefish, Bering Sea and Aleutian Islands (BSAI) Alaska plaice, BSAI northern rockfish, BSAI "other flatfish," BSAI shortraker rockfish, BSAI sculpins, BSAI skates, and Central and Western Aleutian Islands blackspotted / rougheye rockfish in the Bering Sea and Aleutian Islands Management Area.	11/01/18 through 12/31/18	NOAA–NMFS–2017–0108 *83 FR 55109, November 2, 2018*
	NMFS			

AMERICAN OVERSIGHT

Prohibition in Directed Fishing Pacific Ocean Perch Eastern Aleutian District / Bering Sea and Aleutian Islands Management Area Impacts: AK		Prohibition on directed fishing for Pacific Ocean perch in the Eastern Aleutian District of the Bering Sea and Aleutian Islands Management Area (BSAI) by vessels participating in the BSAI trawl limited access fishery.	11/02/18 through 12/31/18	*83 FR 55641, November 7, 2018*
Yellowfin Sole Management Bering Sea and Aleutian Islands Impacts: AK	NMFS	Regulations to implement Amendment 116 to the Fishery Management Plan for Groundfish of the Bering Sea and Aleutian Islands Management Area. Amendment 116 limits access to the Bering Sea and Aleutian Islands (BSAI) trawl limited access sector yellowfin sole directed fishery by vessels that deliver their catch of yellowfin sole to motherships for processing.	11/05/18	*83 FR 49994, October 4, 2018*
Prohibition on Directed Fishing Atka Mackerel Bering Sea Subarea and Eastern Aleutian District Bering Sea and Aleutian Islands Management Area Impacts: AK	NMFS	Prohibition on directed fishing for Atka mackerel in the Bering Sea Subarea and Eastern Aleutian District of the Bering Sea and Aleutian Islands Management Area (BSAI) by vessels participating in the BSAI trawl limited access fishery.	11/05/18 through 12/31/18	*83 FR 55823, November 8, 2018*
2018 U.S. Territorial Longline Bigeye Tuna Catch Limits	NMFS	Specified fishing agreement that allocates up to 1,000 metric tons	11/06/18	*83 FR 55641, November 7, 2018*

AMERICAN OVERSIGHT

Impacts: CNMI		of the 2018 bigeye tuna limit for the Commonwealth of the Northern Mariana Islands (CNMI) to identified U.S. longline fishing vessels.		
Prohibition on Retention Shortraker Rockfish Central Regulatory Area / Gulf of Alaska Impacts: AK	NMFS	Prohibition on retention of shortraker rockfish in the Central Regulatory Area of the Gulf of AK.	11/09/18 through 12/31/18	*83 FR 57341, November 15, 2018*
Reallocation Pacific Cod Bering Sea and Aleutian Islands Management Area Impacts: AK	NMFS	Reallocation of projected unused amount of Pacific cod total allowable catch from vessels using jig gear, trawl catcher vessels, and American Fisheries Act catcher / processors to catcher vessels less than 60 feet length overall (using hook-and-line or pot gear) in the Bering Sea and Aleutian Islands Management Area.	11/13/18 through 12/31/18	*83 FR 56740, November 14, 2018*
Retention Prohibition Pacific Cod Central Regulatory Area / Gulf of AK Impacts: AK	NMFS	Prohibition on retention of Pacific cod by catcher / processors using trawl gear in the Central Regulatory Area of the Gulf of AK.	11/19/18 through 12/31/18	*83 FR 58754, November 21, 2018*
Community Development Quota Exchange	NMFS	Exchange of unused rock sole Community Development Quota (CDQ) for yellowfin sole CDQ acceptable	11/27/18 through 12/31/18	*83 FR 60784, November 27, 2018*

AMERICAN OVERSIGHT

Rock Sole for Yellowfin Sole Bering Sea and Aleutian Islands Management Area Impacts: AK		biological catch reserves in the Bering Sea and Aleutian Islands Management Area.		
Cost Recovery Programs Bering Sea and Aleutian Islands Management Area Impacts: AK	NMFS	2018 standard prices and fee percentages to calculate the required payment for cost recovery fees due by 12/31/18, pursuant to Amendment 80 Program, the American Fisheries Act Program, the Aleutian Islands Pollock Program, and the Western AK Community Development Quota Groundfish and Halibut Programs.	11/30/18	*83 FR 61605, November 30, 2018*
HEALTH CARE				
Clinical Chemistry and Clinical Toxicology Devices Classification of the Insulin Therapy Adjustment Device Impacts: Nationwide	FDA	Classification of the insulin therapy adjustment device into class II (special controls).	11/01/18	FDA–2018–N–3648 *83 FR 54873, November 1, 2018*
Clinical Chemistry and Clinical Toxicology Devices Classification of the Meprobamate Test System Impacts: Nationwide	FDA	Classification of the meprobamate test system into class II (special controls).	11/01/18	FDA–2018–N–3694 *83 FR 54875, November 1, 2018*

AMERICAN OVERSIGHT

Withdrawal of Proposed Rules Proposed Amendment to Performance Standard Electronic Submission of Labeling for Certain Home-Use Medical Devices Impacts: Nationwide	FDA	Withdrawal of two proposed rules: -"*Proposed Amendment to Performance Standard;"* -*"Electronic Submission of Labeling for Certain Home-Use Medical Devices."*	11/01/18	FDA–2011–N–0070 FDA– 2016–N–2491 *83 FR 54891, November 1, 2018* *81 FR 71415, October 17, 2016* *78 FR 37723, June 24, 2013*
Extension of Timeline Revisions to Requirements for Discharge Planning for Hospitals, Critical Access Hospitals, and Home Health Agencies Impacts: Nationwide	CMS	Extension of the timeline for publication of the "*Medicare and Medicaid Program; Revisions to Requirements for Discharge Planning for Hospitals, Critical Access Hospitals, and Home Health Agencies*" final rule.	11/02/18	CMS–3317–RCN *83 FR 55105, November 2, 2018*
Guidance: Nutrition and Supplement Facts Labels: Q&As Related to the Compliance Date, Added Sugars, and Declaration of Quantitative Amounts of Vitamins and Minerals Impacts: Nationwide	FDA	Guidance: "*Nutrition and Supplement Facts Labels: Q&As Related to the Compliance Date, Added Sugars, and Declaration of Quantitative Amounts of Vitamins and Minerals."*	11/05/18	FDA–2016–D–4414 *83 FR 55266, November 5, 2018*
Guidance Q&As Regarding Mandatory Food Recalls Impacts: Nationwide	FDA	Guidance: "*Q&As Regarding Mandatory Food Recalls."*	11/06/18	FDA–2015–D–0138 *83 FR 55551, November 6, 2018*

AMERICAN OVERSIGHT

Guidance Hypertension: Developing Fixed-Combination Drug Products for Treatment Impacts: Nationwide	FDA	Guidance: *"Hypertension: Developing Fixed-Combination Drug Products for Treatment."*	11/07/18	FDA–2018–D–3860 *83 FR 55728, November 7, 2018*
Determination Regarding Withdrawal from Sale AXIRON Impacts: Nationwide	FDA	Determination that AXIRON (testosterone) transdermal metered solution, 30 milligrams (mg)/1.5 milliliter (mL) actuation, was not withdrawn from sale for reasons of safety or effectiveness.	11/09/18	FDA–2018–P–2506 *83 FR 56087, November 9, 2018*
Information Collection Request Various Topics Impacts: Nationwide	OMB / FDA	Approval of various information collections various (see list here), in accordance with the *Paperwork Reduction Act.*	11/13/18	FDA–2017–N–0558 FDA– 2017–N–1315 FDA–2011–N–0776 FDA– 2018–N–3038 FDA–2018–N–0405 FDA– 2014–N–1048 FDA–2011–N–0908 FDA– 2011–N–0920 FDA–2018–N–1857 *83 FR 56347, November 13, 2018*
Revised User National Practitioner Data Bank Guidebook Impacts: Nationwide	HRSA	Publication of revised "*User National Practitioner Data Bank Guidebook."*	11/13/18	*83 FR 56354, November 13, 2018*
Guidance International Cooperation on Harmonisation of Technical Requirements for Registration of Veterinary Medicinal	FDA	Guidance: "*International Cooperation on Harmonisation of Technical Requirements for Registration of Veterinary Medicinal Products; Study Design Recommendations for*	11/14/18	FDA–2016–D–4461 *83 FR 56854, November 14, 2018*

AMERICAN OVERSIGHT

Products; Study Design Recommendations for Residue Studies in Honey for Establishing Maximum Residue Levels and Withdrawal Periods Impacts: Nationwide		*Residue Studies in Honey for Establishing Maximum Residue Levels and Withdrawal Periods."*		
Semiannual Regulatory Agenda Impacts: Nationwide	HRSA	HRSA's semiannual agenda of rules scheduled for review or development between fall 2018 and fall 2019. The *Regulatory Flexibility Act* and Executive Order 12866 require publication of the agenda.	11/16/18	*83 FR 58020, November 16, 2018*
Determination That REGITINE Not Withdrawn from Sale for Reasons of Safety or Effectiveness Impacts: Nationwide	FDA	FDA has determined that the drug products listed in this document were not withdrawn from sale for reasons of safety or effectiveness.	11/19/18	FDA–2018–N–4142 *83 FR 58257, November 19, 2018*
Report on the Performance of Drug and Biologics Firms in Conducting Post-marketing Requirements and Commitments Impacts: Nationwide	FDA	Annual "*Report on the Performance of Drug and Biologics Firms in Conducting Post-marketing Requirements and Commitments."*	11/19/18	FDA–2018–N–3771 *83 FR 58259, November 19, 2018*
National Vaccine Injury Compensation Program: Revised Amount of the Average Cost of a Health Insurance Policy Impacts: Nationwide	HRSA	Updated monetary amount of the average cost of a health insurance policy as it relates to the National Vaccine Injury Compensation Program.	11/19/18	*83 FR 58260, November 19, 2018*

AMERICAN OVERSIGHT

FACA Charter Renewal Advisory Committee on Blood and Tissue Safety and Availability Impacts: Nationwide	HHS	Renewal of FACA charter for the Advisory Committee on Blood and Tissue Safety and Availability.	11/21/18	*83 FR 58777, November 21, 2018*
Approval of Product Under Voucher: Rare Pediatric Disease Priority Review Voucher Impacts: Nationwide	FDA	Approval of review voucher. *The Federal Food, Drug, and Cosmetic Act*, as amended by the *Food and Drug Administration Safety and Innovation Act* , authorizes FDA to award priority review vouchers to sponsors of approved rare pediatric disease product applications that meet certain criteria.	11/23/18	FDA–2018–N–1262 *83 FR 59386, November 23, 2018*
Guidance Product Identifiers Under the Drug Supply Chain Security Act – Compliance Policy Impacts: Nationwide	FDA	Guidance: "*Product Identifiers Under the Drug Supply Chain Security Act – Compliance Policy."*	11/27/18	FDA–2017–D–2232 *83 FR 47625, September 20, 2018*
Withdrawal of Rulemaking Definition of "Human Organ" Section 301 of the National Organ Transplant Act of 1984 Impacts: Nationwide	HHS	Withdrawal of proposed rule published in the Federal Register on 10/02/13. The proposed rule sought public comment on the proposed change in the definition of "human organ" in section 301 of the	11/27/18	*83 FR 60804, November 27, 2018* *78 FR 60810, October 2, 2013*

AMERICAN OVERSIGHT

		National Organ and Transplant Act of 1984.		
Common Formats for Patient Safety Data Collection Common Formats for Surveillance – Hospital Version 0.2 Beta Impacts: Nationwide	AHRQ	AHRQ coordinates the development of common definitions and reporting formats for reporting on health care quality and patient safety. The purpose of this notice is to announce the availability of *Common Formats for Surveillance – Hospital Version 0.2 Beta*.	11/29/18	*83 FR 61382, November 29, 2018*
Determination of Regulatory Review Period for Purposes of Patent Extension KEVZARA Impacts: Nationwide	FDA	FDA has made the determination for extension of a patent for KEVZARA.	11/30/18	FDA–2017–E–6603 FDA– 2017–E–6604 *83 FR 61643, November 30, 2018*
Determination of Regulatory Review Period for Purposes of Patent Extension PROVAYBLUE Impacts: Nationwide	FDA	FDA has made the determination for extension of a patent for PROVAYBLUE.	11/30/18	FDA–2016–E–3305 *83 FR 61645, November 30, 2018*
INDIAN AFFAIRS				
Model Tribal Gaming Compact Supplement Impacts: OK and Cheyenne and Arapaho Tribes	BIA	Approval of the Model Tribal Gaming Compact Supplement between OK and the Cheyenne and Arapaho Tribes.	11/02/18	*83 FR 55199, November 2, 2018*

AMERICAN OVERSIGHT

Fee Rate and Fingerprint Fees Impacts: Nationwide	NIGC	NIGC has adopted its annual fee rates of 0.00% for tier 1 and 0.062% for tier 2, which remain the same as current fee rates.	11/06/18	*83 FR 55560, November 6, 2018*
NUCLEAR				
Inflation Adjustments to the Price-Anderson Act Financial Protection Regulations Impacts: Nationwide	NRC	Amendment to NRC regulations to adjust for inflation the maximum total and annual standard deferred premiums specified in the Price-Anderson Act. NRC must perform this adjustment at least once each five years.	11/01/18	NRC–2017–0030 *83 FR 48202, September 24, 2018*
Semiannual Regulatory Agenda Impacts: Nationwide	NRC	NRC's semiannual agenda of rules scheduled for review or development between fall 2018 and fall 2019. The *Regulatory Flexibility Act* and Executive Order 12866 require publication of the agenda.	11/16/18	*83 FR 58164, November 16, 2018*
RESOURCE MANAGEMENT				
Semiannual Regulatory Agenda Impacts: Nationwide	DOI	DOI's semiannual agenda of rules scheduled for review or development between fall 2018 and fall 2019. The *Regulatory Flexibility Act* and Executive Order 12866	11/16/18	*83 FR 58040, November 16, 2018*

AMERICAN OVERSIGHT

		require publication of the agenda.		
Renewal of FACA Charter Black Hills National Forest Advisory Board Impacts: SD	USFS	Renewal of FACA charter for the Black Hills National Forest Advisory Board.	11/16/18	*83 FR 57716, November 16, 2018*
TELECOM				
Semiannual Regulatory Agenda Impacts: Nationwide	FCC	FCC's semiannual agenda of rules scheduled for review or development between fall 2018 and fall 2019. The *Regulatory Flexibility Act* and Executive Order 12866 require publication of the agenda.	11/16/18	*83 FR 58130, November 16, 2018*
Toll Free Assignment Modernization Toll Free Service Access Codes Impacts: Nationwide	FCC	Revision of rules to allow the FCC to assign numbers by competitive bidding – on a first-come, first-served basis – by an alternative assignment methodology or by a combination of methodologies.	11/23/18	WC Docket No. 17–192, CC Docket No. 95– 155; FCC 18–137 *83 FR 53377, October 23, 2018*
Procedural Revisions to the Filing of Open Video System Certification Applications Impacts: Nationwide	FCC	Rule to modernize the Open Video System filing procedures	11/28/18	MB Docket No. 17–105; FCC 18–150 *83 FR 61134, November 28, 2018*
Form 325 Data Collection;	FCC	Elimination of the annual FCC Form 325	11/29/18	MB Docket No. 17–290, FCC 18–136

AMERICAN OVERSIGHT

Modernization of Media Regulation Initiative Impacts: Nationwide		filing requirement for cable television systems as part of the FCC's Modernization of Media Regulation Initiative.		*83 FR 61330, November 29, 2018*
TRANSPORTATION				
BNSF Railway Company Test Program to Evaluate Automated Track Inspection Technologies Impacts: Nationwide	FRA	Approval of BNSF Railway Company Test Program designed to evaluate the effectiveness of various types of automated track inspection technologies and for granting a limited, temporary suspension of one federal railroad safety requirement necessary to facilitate the conduct of the Test Program.	11/05/18	FRA–2018–0091 *83 FR 55449, November 5, 2018*
Airspace Designations Incorporation by Reference Amendments Impacts: Nationwide	FAA	Incorporation by reference of certain airspace designation amendments into FAA Order 7400.11C (dated 08/13/18 and effective 09/15/18).	11/06/18	FAA–2018–0770; Amendment No. 71–50 *83 FR 55479, November 6, 2018*
Standard Instrument Approach Procedures Takeoff Minimums and Obstacle Departure Procedures Impacts: CA, CO, OR, TX, WA	FAA	Rule amends, suspends or removes standard instrument approach procedures and associated takeoff minimums and obstacle departure procedures for operations at certain airports.	11/08/18	*83 FR 55818, November 8, 2018* *83 FR 55818, November 8, 2018*
Standard Instrument Approach Procedures Takeoff Minimums and	FAA	Rule amends, suspends or removes standard instrument approach procedures and associated takeoff	11/08/18	Docket No. 31211; Amdt. No. 3815 *83 FR 45822, September 11, 2018*

AMERICAN OVERSIGHT

Obstacle Departure Procedures Impacts: AK, AZ, CA, CO, HI, KS, MT, NE, NM, NV, ND, OK, OR, SD, TX, UT, WA, WY		minimums and obstacle departure procedures for operations at certain airports.		*83 FR 48368, September 25, 2018* Docket No. 31215; Amdt. No. 3819 *83 FR 53177, October 22, 2018* Docket No. 31217; Amdt. No. 3821 *83 FR 54241, October 29, 2018*
Class D and Class E Airspace San Marco Regional Airport Lockhart Municipal Airport Georgetown Municipal Airport Impacts: TX	FAA	Rule to: -Amend Class D airspace at San Marcos Regional Airport, Austin; -Establish Class E airspace designated as a surface area at Georgetown Municipal Airport and San Marcos Regional Airport; -Amend Class E airspace extending upward from 700 feet above the surface at San Marco Regional Airport and Lockhart Municipal Airport.	11/08/18	FAA–2018–0138; Airspace Docket No. 18–ASW–5 *83 FR 43970, August 29, 2018*
Class E Airspace Lyons-Rice Municipal Airport Impacts: KS	FAA	Modification of Class E airspace extending upward from 700 feet above the surface, at Lyons-Rice Municipal Airport.	11/08/18	FAA–2018–0139; Airspace Docket No. 18–ACE–1 *83 FR 37422, August 1, 2018*
Class D Airspace	FAA	Amendment of Class D airspace at Lewiston-Nez Perce County	11/08/18	FAA–2018–0896;

AMERICAN OVERSIGHT

Lewiston-Nez Perce County Airport Impacts: ID		Airport, Lewiston, by increasing the upward extension of Class D airspace from 2,700 feet MSL to 3,900 feet MSL.		Airspace Docket No. 18–ANM–14 *83 FR 50256, October 5, 2018*
Class E Airspace Hobby Field, Creswell Impacts: OR	FAA	Establishment of Class E airspace extending upward from 700 feet above the surface at Hobby Field, Creswell.	11/08/18	FAA–2018–0044; Airspace Docket No. 17–ANM–3 *83 FR 42023, August 20, 2018*
Class E Airspace Columbus Municipal Airport Impacts: NE	FAA	Modification of Class E airspace associated with the Columbus Municipal Airport.	11/08/18	FAA–2018–0137; Airspace Docket No. 18–ACE–2 *83 FR 38253, August 6, 2018*
Class E Airspace Revocation Clarendon Municipal Airport Impacts: TX	FAA	Removal of Class E airspace extending upward from 700 feet above the surface at Clarendon Municipal Airport.	11/08/18	FAA–2018–0310; Airspace Docket No. 18–ASW–7 *83 FR 35541, July 27, 2018*
Class E Airspace Crows Landing Airport Impacts: CA	FAA	Removal of Class E airspace extending upward from 1,200 feet above the surface at Crows Landing Airport.	11/08/18	FAA–2017–1088; Airspace Docket No. 17–AWP–25 *83 FR 46390, September 13, 2018*
Class E Airspace Los Angeles Air Route Traffic Control Center Impacts: CA	FAA	Establishment of Class E en route airspace extending upward from 1,200 feet above the surface to accommodate instrument flight rules aircraft under control of the Los Angeles Air Route Traffic Control Center.	11/08/18	FAA–2017–1202; Airspace Docket No. 17–AWP–31 *83 FR 46386, September 13, 2018*

AMERICAN OVERSIGHT

Final Federal Approvals State Rte. South of El Toro Rd. to State Rte. 73 between Post Miles 3.1 and R4.1 Impacts: CA	FHWA	Final federal approvals for the proposed highway project on State Route 133 from just south of El Toro Road to State Route 73 between Post Miles 3.1 and R4.1 in the City of Laguna Beach.	11/09/18	*83 FR 56136, November 9, 2018*
Standard Instrument Approach Procedures Takeoff Minimums and Obstacle Departure Procedures Impacts: KS, OK, TX	FAA	Rule amends, suspends or removes standard instrument approach procedures and associated takeoff minimums and obstacle departure procedures for operations at certain airports.	11/10/18	Docket No. 31211; Amdt. No. 3815 *83 FR 45822, September 11, 2018*
Semiannual Regulatory Agenda Impacts: Nationwide	DOT	DOT's semiannual agenda of rules scheduled for review or development between fall 2018 and fall 2019. The *Regulatory Flexibility Act* and Executive Order 12866 require publication of the agenda.	11/16/18	*83 FR 58052, November 16, 2018*
Semiannual Regulatory Agenda Impacts: Nationwide	STB	STB's semiannual agenda of rules scheduled for review or development between fall 2018 and fall 2019. The *Regulatory Flexibility Act* and Executive Order 12866 require publication of the agenda.	11/16/18	*83 FR 58174, November 16, 2018*

AMERICAN OVERSIGHT

Transport Airplane Fuel Tank and System Lightning Protection Impacts: Nationwide	FAA	FAA is amending certain airworthiness regulations for transport category airplanes regarding lightning protection of fuel systems.	11/19/18	FAA–2014–1027; Amdt. No. 25–146 *83 FR 47548, September 20, 2018*
Removal of Flight Plan Requirements for Commercial Air Tour Operations Within the Special Flight Rules Area Grand Canyon National Park Impacts: AZ	FAA	Removal of the requirement for certificate holders conducting certain commercial operations within the Grand Canyon National Park Special Flight Rules Area to file a visual flight rules flight plan with an FAA Flight Service Station prior to each flight.	11/23/18	FAA–2018–0851; Amdt. Nos. 93–102 *83 FR 48209, September 24, 2018*
Revisions to Civil Penalty Amounts Impacts: Nationwide	DOT	2018 inflation adjustment to civil penalty amounts that may be imposed for violations of certain DOT regulations.	11/27/18	*83 FR 60732, November 27, 2018*
Final Environmental Approvals Interstate 405 from Interstate 5 to State Route 55 Impacts: CA	FHWA / Caltrans	Final approval of environmental permits for the proposed highway project Interstate 405 from Interstate 5 to State Route 55, Cities of Irvine and Costa Mesa.	11/27/18	*83 FR 60938, November 27, 2018*
Final Environmental Approvals Widening of State Route 70 in Butte County Impacts: CA	FHWA / Caltrans	Final approval of environmental permits for the proposed highway project, widening of State Route 70 in Butte County.	11/27/18	*83 FR 60939, November 27, 2018*

AMERICAN OVERSIGHT

WATER				
Flood Hazard Determinations Impacts: WY	FEMA	Changes in flood hazard determinations for communities listed.	11/01/18	*83 FR 45950, September 11, 2018*
Flood Hazard Determinations Impacts: AZ, CA, CO, ID, OR	FEMA	Changes in flood hazard determinations for communities listed.	11/02/18	*83 FR 34607, July 20, 2018* *83 FR 39111, August 8, 2018* *83 FR 40076, August 13, 2018* *83 FR 44283, August 30, 2018*
Flood Hazard Determinations Impacts: CO, TX	FEMA	Changes in flood hazard determinations for communities listed.	11/05/18	*83 FR 40076, August 13, 2018* *83 FR 45950, September 11, 2018*
Flood Hazard Determinations Impacts: CO, TX	FEMA	Changes in flood hazard determinations for communities listed.	11/07/18	*83 FR 45950, September 11, 2018*
Flood Hazard Determinations Impacts: CO, TX	FEMA	Changes in flood hazard determinations for communities listed.	11/09/18	*83 FR 45950, September 11, 2018* *83 FR 48841, September 27, 2018*
Flood Hazard Determinations Impacts: NM, TX	FEMA	Changes in flood hazard determinations for communities listed.	11/13/18	*83 FR 45950, September 11, 2018* *83 FR 48841, September 27, 2018*

AMERICAN OVERSIGHT

Water Quality Standards Withdrawal of Certain Federal Water Quality Criteria Applicable to CA Impacts: CA	EPA	Amendment of federal regulations to withdraw certain freshwater acute and chronic aquatic life water quality criteria and certain human health (water and organisms) water quality criteria, applicable to certain waters of CA because the state adopted, and EPA approved, criteria for these parameters that are protective of the uses for the waterbodies.	11/15/18	EPA–HQ–OW–2017–0303 *83 FR 52163, October 16, 2018*
Flood Hazard Determinations Impacts: CO, OR, TX	FEMA	Flood hazard determinations for communities listed.	11/16/18	*83 FR 49118, September 28, 2018*
Flood Hazard Determinations Impacts: TX	FEMA	Changes in flood hazard determinations for communities listed.	11/19/18	*83 FR 48841, September 27, 2018*
Flood Hazard Determinations Impacts: CA, NM	FEMA	Changes in flood hazard determinations for communities listed.	11/20/18	*83 FR 44283, August 30, 2018* *83 FR 45950, September 11, 2018*
Flood Hazard Determinations Impacts: CA, CO, TX	FEMA	Changes in flood hazard determinations for communities listed.	11/23/18	*83 FR 45950, September 11, 2018* *83 FR 48856, September 27, 2018* *83 FR 48841, September 27, 2018*
Flood Hazard Determinations	FEMA	Changes in flood hazard determinations for communities listed.	11/26/18	*83 FR 45950, September 11, 2018*

AMERICAN OVERSIGHT

Impacts: NE, TX				*83 FR 48856, September 27, 2018* *83 FR 48841, September 27, 2018*
Approval of State Primacy Application SDWA National Primary Drinking Water Regulations Impacts: NE	EPA	Approval of NE application to revise its approved SDWA Public Water System Supervision Program.	11/26/18	EPA–RO7–OW–2018–0678 *83 FR 53869, October 25, 2018*
Flood Hazard Determinations Impacts: AZ, CO, NE, NM	FEMA	Changes in flood hazard determinations for communities listed.	11/30/18	*83 FR 48856, September 27, 2018* *83 FR 48841, September 27, 2018* *83 FR 53888, October 25, 2018*
DECEMBER	**2018**			
Rule	*Agency*	*Description*	*Effective Date*	*Notes*
AGRICULTURE / RURAL DEVELOPMENT				
U.S. Standards Shelled Pecan Impacts: Nationwide	USDA / AMS	Rule amending the U.S. standards for grades of shelled pecans.	12/10/18	AMS–FV–14–0101 *83 FR 50475, October 9, 2018*
Marketing Order Decreased Assessment Rates Oranges and Grapefruit	USDA / AMS	Rule implements a recommendation from the TX Valley Citrus Committee to decrease the assessment rate established for the 2018–	12/10/18	AMS–SC–18–0044; SC18–906–1 FR *83 FR 55931, November 9, 2018*

AMERICAN OVERSIGHT

NV-DA-20-0615-A-000827

Lower Rio Grande Valley Impacts: TX		19 and subsequent fiscal periods.		
Marketing Order Assessment Rates Pears Impacts: OR, WA	USDA / AMS	Rule implements a recommendation from the Fresh Pear Committee to increase the assessment rate established for the 2018–19 and subsequent fiscal periods.	12/13/18	AMS–SC–18–0048; SC18–927–1 FR *83 FR 56255, November 13, 2018*
AIR QUALITY				
Lead NAAQS Hayden Lead Nonattainment Area Impacts: AZ	EPA	Approval of AZ CAA SIP for requirements applicable to the Hayden Lead Nonattainment Area.	12/14/18	EPA–R09–OAR–2018–0222 *83 FR 56734, November 14, 2018*
Lead and SO2 NAAQS Cooper Smelters Hayden and Miami Areas Impacts: AZ	EPA	Approval of revisions to the AZ SIP concerning emissions of lead and SO2 from the copper smelter at Hayden and SO2 from the copper smelter at Miami.	12/14/18	EPA–R09–OAR–2017–0661 *83 FR 56736, November 14, 2018*
PM2.5 NAAQS Logan Nonattainment Area Cache County Inspection and Maintenance Program Impacts: UT	EPA	Approval of the revision to UT CAA SIP (submitted 12/16/14). Revisions involved an emissions inventory, modeled attainment demonstration, determination for Major Stationary Source Reasonably Available Control Technology (RACT) determination for On-road Mobile	12/24/18	*83 FR 59315, November 23, 2018*

AMERICAN OVERSIGHT

		Sources Reasonably Available Control Measures (RACM) determination for Cache County Inspection and Maintenance (I/M) Program as additional reasonable measures, determination for Off-Road Mobile Sources RACM, and 2015 Motor Vehicle Emission Budgets to address requirements for the 2006 24- hour PM2.5 NAAQS)in the Logan, Utah (UT)— Idaho (ID) Moderate PM2.5 Nonattainment Area.		
PM2.5 NAAQS Infrastructure Requirements Impacts: AK	EPA	Approval of AK CAA SIP revision dealing with infrastructure requirements for the 1997, 2006 and 2012 PM2.5 NAAQS.	12/27/18	EPA–R10–OAR–2017–0597 *83 FR 60769, November 27, 2018*
VOCs Architectural Coatings South Coast Air Quality Management District Impacts: CA	EPA	Approval of a revision to the South Coast Air Quality Management District portion of the CA CAA SIP. Revision concerns emissions of volatile organic compounds (VOCs) from architectural coatings.	12/31/18	EPA–R09–OAR–2016–0711 *83 FR 61326, November 29, 2018*
PM2.5 NSR Program South Coast Air Quality Management District Impacts: CA	EPA	Conditional approval of a revision to the South Coast Air Quality Management District portion of the CA CAA SIP. The revision pertains to SCAQMD Rule 1325 –	12/31/18	EPA–R09–OAR–2018–0413 *83 FR 61551, November 30, 2018*

AMERICAN OVERSIGHT

		Federal PM2.5 New Source Review Program.		
CONSERVATION / ESA				
MMPA Incidental Take Gustavus Ferry Terminal Improvements Project Impacts: AK	NMFS	Issuance of an incidental harassment authorization to take small numbers of animals, by Level A and Level B harassment, incidental to the Gustavus Ferry Terminal Improvements Project.	12/15/18 through 12/14/19	*83 FR 55348, November 5, 2018*
ELECTRICITY				
Supply Chain Risk Management Reliability Standards Impacts: Nationwide	FERC	Approval of supply chain risk management reliability standards: -*"Cyber Security – Supply Chain Risk Management" (CIP–013–1);* -*"Cyber Security – Electronic Security Perimeter(s)" (CIP–005–6);* -*"Cyber Security – Configuration Change Management and Vulnerability Assessments" (CIP–010–3).*	12/26/18	Docket No. RM17–13–000; Order No. 850 *83 FR 53992, October 26, 2018*
ENERGY				
Oil and Gas and Sulphur Operations on the Outer Continental Shelf – Oil and Gas Production Safety Systems Impacts: Nationwide	BSEE	Amendments to BSEE regulations regarding oil and natural gas production safety systems.	12/27/18	*83 FR 49216, September 28, 2018*

AMERICAN OVERSIGHT

HEALTH CARE				
Accreditation Commission for Health Care, Inc for Approval of its End Stage Renal Disease Facility Accreditation Program Impacts: Nationwide	CMS	Application from the Accreditation Commission for Health Care, Inc., for recognition as a national accrediting organization for end stage renal disease facilities that wish to participate in the Medicare or Medicaid Programs.	12/03/18	CMS–3371–PN *83 FR 55172, November 2, 2018*
Guidance Recommendations for Requalification of Blood Donors Deferred Because of Reactive Test Results for Antibodies to Human T-Lymphotropic Virus Types I and II Impacts: Nationwide	FDA	Guidance: "*Recommendations for Requalification of Blood Donors Deferred Because of Reactive Test Results for Antibodies to Human T-Lymphotropic Virus Types I and II.*	12/24/18	FDA–2018–D–3324 *83 FR 48448, September 25, 2018*
Guidance Good Review Management Principles and Practices for New Drug Applications and Biologics License Applications Impacts: Nationwide	FDA	Guidance: "*Good Review Management Principles and Practices for New Drug Applications and Biologics License Applications."*	12/24/18	FDA–2018–D–3103 *83 FR 48435, September 25, 2018*
INDIAN AFFAIRS				
Indian Electric Power Utilities Colorado River, Flathead and San Carlos	BIA	Revision of regulations addressing electric power utilities of the Colorado River, Flathead and San Carlos	12/28/18	*83 FR 61116, November 28, 2018*

AMERICAN OVERSIGHT

Indian Irrigation Projects Impacts: Colorado River States, MT and Impacted Tribes		Indian irrigation projects to use plain language, update definitions, lengthen a regulatory deadline, and make other minor changes.		
NUCLEAR				
Miscellaneous Corrections – Organizational Changes Impacts: Nationwide	NRC	Amendment to NRC regulations to make miscellaneous corrections.	12/21/18	NRC–2018–0183 *83 FR 58721, November 21, 2018*
RESOURCE MANAGEMENT				
Audit Delegation Renewal Impacts: MT, NM, OK	DOI / ONRR	Renewal of delegations of audit / investigation authority for MT, NM and OK. This notice gives members of the public an opportunity to review and comment on the states' delegations.	12/14/18	ONRR– 2011–0018 *83 FR 56873, November 14, 2018*
TELECOM				
Creation of Interstitial 12.5 Kilohertz Channels in the 800 MHz Band Between 809–817/ 854–862 MHz Impacts: Nationwide	FCC	Update of FCC rules to provide new spectrum capacity and eliminate unnecessary restrictions in the Private Land Mobile Radio bands, while reducing administrative burdens on applicants and licensees.	12/27/18	WP Docket Nos. 15–32, 16–261, RM–11572, RM–11719, RM–11722; FCC 18–143 *83 FR 61072, November 27, 2018*
Modernization of Media Regulation Initiative: Revisions to Cable	FCC	FCC action to eliminate or revise expired and outdated cable rate regulation rules and	12/27/18	MB Docket Nos. 17–105, 02–144; MM Docket Nos. 92–266, 93–215; CS Docket

AMERICAN OVERSIGHT

Television Rate Regulations Impacts: Nationwide		close a related dormant docket.		Nos. 94–28, 96–157; FCC 18–148 *83 FR 60773, November 27, 2018*
TRANSPORTATION				
Standard Instrument Approach Procedures Takeoff Minimums and Obstacle Departure Procedures Impacts: AZ, TX	FAA	Rule amends, suspends or removes standard instrument approach procedures and associated takeoff minimums and obstacle departure procedures for operations at certain airports.	12/06/18	Docket No. 31222; Amdt. No. 3825 *83 FR 58475, November 20, 2018*
WASTE MANAGEMENT				
Hazardous Materials Response to Petitions to Modify, Clarify, or Eliminate Regulations Impacts: Nationwide	PHMSA	Regulations in response to 19 petitions for rulemaking submitted by the regulated community to update, clarify, streamline or provide relief from miscellaneous regulatory requirements.	12/07/18	PHMSA–2015–0102 *83 FR 55792, November 7, 2018*
WATER				
Flood Hazard Determinations Impacts: TX	FEMA	Changes in flood hazard determinations for communities listed.	12/03/18	*83 FR 48856, September 27, 2018*
Flood Hazard Determinations Impacts: CO	FEMA	Changes in flood hazard determinations for communities listed.	12/05/18	*83 FR 53888, October 25, 2018*
Flood Hazard Determinations	FEMA	Changes in flood hazard	12/06/18	*83 FR 48856, September 27, 2018*

AMERICAN OVERSIGHT

Impacts: AZ, NE, OK		determinations for communities listed.		
Flood Hazard Determinations Impacts: AZ, CO, NE, NM, OR, TX	FEMA	Changes in flood hazard determinations for communities listed.	12/07/18	*83 FR 48856, September 27, 2018* *83 FR 48841, September 27, 2018* *83 FR 53888, October 25, 2018* *83 FR 55381, November 5, 2018*
Delay of Discharge Requirements U.S. Coast Guard Activities Greater Farallones and Cordell Bank National Marine Sanctuaries Impacts: CA	NOAA	In 2015, the boundaries of Gulf of the Farallones National Marine Sanctuary (now renamed Greater Farallones National Marine Sanctuary) and Cordell Bank National Marine Sanctuary were expanded to an area north and west of their previous boundaries. At that time, NOAA postponed the effectiveness of the discharge requirements in both sanctuaries' regulations in the areas added, about U.S. Coast Guard activities, for six months. Since then, NOAA published three documents to extend the postponement of the discharge requirements to provide adequate time for completion of an environmental assessment, and subsequent rulemaking, as appropriate.	12/09/18 (Delay in discharge requirements effective date.)	*82 FR 26339, June 7, 2017* *82 FR 55502, November 22, 2017*

AMERICAN OVERSIGHT

NV-DA-20-0615-A-000834

		The current extension would end on 06/09/17. This document extends the postponement of the discharge requirements for these activities for another six months.		
Flood Hazard Determinations Impacts: TX	FEMA	Changes in flood hazard determinations for communities listed.	12/10/18	*83 FR 48841, September 27, 2018* *83 FR 53888, October 25, 2018*
Flood Hazard Determinations Impacts: CO, NV, WA	FEMA	Changes in flood hazard determinations for communities listed.	12/14/18	*83 FR 48841, September 27, 2018* *83 FR 49115, September 28, 2018*
Flood Hazard Determinations Impacts: NM, TX	FEMA	Changes in flood hazard determinations for communities listed.	12/17/18	*83 FR 48856, September 27, 2018* *83 FR 49115, September 28, 2018* *83 FR 53888, October 25, 2018*
Flood Hazard Determinations Impacts: CO, KS, SD, WY	FEMA	Changes in flood hazard determinations for communities listed.	12/20/18	*83 FR 49115, September 28, 2018* *83 FR 53888, October 25, 2018*
Flood Hazard Determinations Impacts: CA	FEMA	Changes in flood hazard determinations for communities listed.	12/21/18	*83 FR 54132, October 26, 2018*
Flood Hazard Determinations	FEMA	Changes in flood hazard determinations for communities listed.	12/24/18	*83 FR 49115, September 28, 2018*

AMERICAN OVERSIGHT

Impacts: CA, TX				*83 FR 59400, November 23, 2018*
Flood Hazard Determinations Impacts: KS, UT	FEMA	Changes in flood hazard determinations for communities listed.	12/26/18	*83 FR 53888, October 25, 2018* *83 FR 55195, November 2, 2018*
Flood Hazard Determinations Impacts: TX	FEMA	Changes in flood hazard determinations for communities listed.	12/28/18	*83 FR 59400, November 23, 2018*
JANUARY	**2019**			
Rule	*Agency*	*Description*	*Effective Date*	*Notes*
AGRICULTURE / RURAL DEVEOPMENT				
NEPA Compliance Rural Infrastructure Projects Impacts: Nationwide	RBCS / RHA / RUS/ FSA	Amendments to the agencies' environmental policies and procedures regulation to allow Administrators limited flexibility to obligate federal funds for infrastructure projects prior to completion of the environmental review while ensuring full compliance with NEPA procedures prior to project construction and disbursement of funding.	01/07/19 (Direct final rule. Will go into effect on date above unless the agencies receive adverse comments by 12/24/18.)	RUS–18– AGENCY–0005 *83 FR 59318, November 23, 2018* *83 FR 59318, November 23, 2018*
AIR QUALITY				
Control of Air Pollution from Motor Vehicles	EPA	Approval of approve revisions to the TX CAA SIP that pertain to	01/02/19	EPA–R6–OAR–2018–0386

AMERICAN OVERSIGHT

NV-DA-20-0615-A-000836

with Mobile Source Incentive Programs Impacts: TX		regulations to control air pollution from motor vehicles with mobile source incentive programs.		*83 FR 50052, October 4, 2018* *83 FR 50018, October 4, 2018*
Testing Regulations for Air Emission Sources Impacts: Nationwide	EPA	Action amends certain existing testing regulations to reflect corrections, updates, and the addition of alternative equipment and methods for source testing of emissions.	01/14/19	EPA–HQ–OAR–2016–0510 *83 FR 56713, November 14, 2018*
Revision to the Regulatory Definition of VOCs Exclusion of cis1,1,1,4,4,4-hexafluorobut-2-ene (HFO– 1336mzz–Z Impacts: Nationwide	EPA	Revision of the regulatory definition of Volatile Organic Compounds (VOCs) under the CAA. This action adds HFO–1336mzz–Z to the list of compounds excluded from the regulatory definition of VOC on the basis that this compound makes a negligible contribution to tropospheric ozone formation.	01/28/19	EPA–HQ–OAR–2017–0175 *83 FR 61127, November 28, 2018*
ENERGY				
Pipeline Safety Plastic Pipe Rule Impacts: Nationwide	PHMSA	Amendments to the federal pipeline safety regulations that govern the use of plastic piping systems in the transportation of natural and other gas.	01/22/19	*83 FR 58694, November 20, 2018*
FISHERIES				
HI Shallow-Set Pelagic Longline Fishery	NMFS	Rule revises from 34 to 17 the annual number of	01/01/19	*83 FR 494958, October 2, 2018*

AMERICAN OVERSIGHT

NV-DA-20-0615-A-000837

Pacific Islands Fisheries Impacts: HI		allowable incidental interactions that may occur between the HI shallow-set pelagic longline fishery and North Pacific loggerhead sea turtles, in compliance with an order of the U.S. District Court, District of HI.		
HEALTH CARE				
Medicare Changes to Hospital Outpatient Prospective Payment and Ambulatory Surgical Center Payment Systems and Quality Reporting Programs Impacts: Nationwide	CMS	Rule revises the Medicare hospital outpatient prospective payment system and the Medicare ambulatory surgical center payment system for 2019 to implement changes arising from our continuing experience with these systems.	01/01/19	CMS–1695–FC *83 FR 58818, November 21, 2018*
340B Drug Pricing Program Ceiling Price and Manufacturer Civil Monetary Penalties Regulation Impacts: Nationwide	HHS / HRSA	Change in effective date for 340B Drug Pricing Program ceiling price and manufacturer civil monetary penalties regulation.	01/01/19	*83 FR 61563, November 30, 2018*
Medicare Appeals FY19 Adjustment to the Amount in Controversy Threshold Amounts Impacts: Nationwide	CMS	FY19 adjustment in the amount in controversy threshold amounts for administrative law judge hearings and judicial review under the Medicare appeals process.	01/01/19	CMS–4184–N *83 FR 47619, September 20, 2018*
Medicare Medicaid, and CHIP FY19 Provider	CMS	2019 application fee for institutional providers that are initially enrolling in the Medicare	01/01/19	CMS–6079–N *83 FR 58255, November 19, 2018*

AMERICAN OVERSIGHT

Enrollment Application Fee Amount Impacts: Nationwide		or Medicaid program or the Children's Health Insurance Program (CHIP); revalidating their Medicare, Medicaid, or CHIP enrollment; or adding a new Medicare practice location.		
Medicare Part B Monthly Actuarial Rates, Premium Rates, and Annual Deductible Impacts: Nationwide	CMS	Monthly actuarial rates for aged (age 65 and over) and disabled (under age 65) beneficiaries enrolled in Part B of the Medicare Supplementary Medical Insurance Program beginning 01/01/19.	01/01/19	CMS–8070–N *83 FR 52462, October 17, 2018*
Home Health Prospective Payment System Payment Rates Impacts: Nationwide	CMS	Rule updates the home health prospective payment system payment rates.	01/01/19	CMS–1689–FC *83 FR 56406, November 13, 2018*
Medical Use of Byproduct Material Permanent Implant Brachytherapy Impacts: Nationwide	NRC	Rule amending the reporting and notification requirements for a medical event for permanent implant brachytherapy.	01/14/19	NRC-2008-0175 *83 FR 33046, July 16, 2018*
Affordable Care Act Religious Exemptions and Accommodations for Coverage of Certain Preventive Services Impacts: Nationwide	CMS	Rules finalize, with changes based on public comments, interim final rules concerning religious exemptions and accommodations regarding coverage of certain preventive services issued on 10/13/17.	01/14/19	CMS–9940–F2 *83 FR 57536, November 15, 2018*

AMERICAN OVERSIGHT

Affordable Care Act Moral Exemptions and Accommodations for Coverage of Certain Preventive Services Impacts: Nationwide	CMS	Rules finalize, with changes based on public comments, the interim final rules issued in the Federal Register on 10/13/17 concerning moral exemptions and accommodations regarding coverage of certain preventive services.	01/14/19	*83 FR 57592, November 15, 2018*
End-Stage Renal Disease Prospective Payment System for 2019 Impacts: Nationwide	CMS	Rule updates and makes revisions to the End-Stage Renal Disease Prospective Payment System for 2019.	01/19/19	*83 FR 56922, November 14, 2018*
TELECOM				
Accelerating Wireless and Wireline Broadband Deployment by Removing Barriers to Infrastructure Investment Impacts: Nationwide	FCC	Rules to streamline the wireless infrastructure siting review process to facilitate the deployment of next-generation wireless facilities and wireline broadband deployment.	01/14/19	WT Docket No. 17–79, WC Docket No. 17–84; FCC 18–133 *83 FR 51867, October 15, 2018*
TRANSPORTATION				
Class E Airspace Reedley Municipal Airport Impacts: CA	FAA	Establishment of Class E airspace extending upward from 700 feet above the surface at Reedley Municipal Airport.	01/03/19	FAA–2017–1200; Airspace Docket No. 17–AWP–2 *83 FR 51832, October 15, 2018*
Class E and Class E Airspace Juneau International Airport	FAA	Amendments to Class D airspace, Class E surface area airspace, Class E airspace, extending upward from 700 feet above the surface, and	01/03/19	FAA–2018–0125; Airspace Docket No. 18–AAL–5 *83 FR 56711, November 14, 2018*

AMERICAN OVERSIGHT

Impacts: AK		removes Class E airspace designated as an extension at Juneau International Airport.		
Class D and Class E Airspace Aurora State Airport Impacts: OR	FAA	Modification of the Class D airspace, Class E surface area airspace, and Class E airspace extending upward from 700 feet above the surface, at Aurora State Airport.	01/03/19	FAA–2017–1034; Airspace Docket No. 17–ANM–23 *83 FR 54232, October 29, 2018*
Class E Airspace Merced Regional / Macready Field Impacts: CA	FAA	Modification of Class E surface airspace and Class E airspace extending upward from 700 feet above the surface at Merced Regional / Macready Field.	01/03/19	FAA–2017–1092; Airspace Docket No. 17–AWP–27 *83 FR 54236, October 29, 2018*
Class D Airspace Tulsa Lloyd Jones Jr. Airport Impacts: OK	FAA	Amendment to Class D airspace designated as an extension at Tulsa Lloyd Jones Jr. Airport.	01/03/19	FAA–2018–0094; Airspace Docket No. 18–ASW–4 *83 FR 53979, October 26, 2018*
Class D and Class E Airspace Austin Executive Airport Impacts: TX	FAA	Establishment of Class D airspace, Class E surface airspace, and amendment of Class E airspace extending upward from 700 feet above the surface at Austin Executive Airport.	01/03/19	FAA–2017–9378; Airspace Docket No. 17–ASW–13 *83 FR 51834, October 15, 2018*
Class D Airspace and Class E Airspace Aurora State Airport	FAA	Modification of the Class D airspace, Class E surface area airspace, and Class E airspace extending upward from	01/03/19	FAA–2017–1034; Airspace Docket No. 17–ANM–23

AMERICAN OVERSIGHT

Impacts: OR		700 feet above the surface, at Aurora State Airport.		*83 FR 53807, October 25, 2018*
Standard Instrument Approach Procedures Takeoff Minimums and Obstacle Departure Procedures Impacts: AK, AZ, CA, CO, ID, KS, MT, NE, NV, OK, TX, WY	FAA	Rule amends, suspends or removes standard instrument approach procedures and associated takeoff minimums and obstacle departure procedures for operations at certain airports.	01/03/19	Docket No. 31220; Amdt. No. 3823 *83 FR 55821, November 8, 2018* Docket No. 31222; Amdt. No. 3825 *83 FR 58475, November 20, 2018*
Passenger Equipment Safety Standards Standards for Alternative Compliance and High-Speed Trainsets Impacts: Nationwide	FRA	Rule amends FRA's passenger equipment safety standards using a performance-based approach to adopt new and modified requirements governing the construction of conventional- and high-speed passenger rail equipment.	01/22/19	FRA–2013–0060, Notice No. 3 *83 FR 59182, November 21, 2018*
WASTE MANAGEMENT				
State Underground Storage Tank Program Impacts: UT	EPA	Direct final action to approve revisions to the UT Underground Storage Tank Program.	01/04/19 (Direct final rule: will go into effect on the date above unless adverse comments are received by 12/05/18.)	EPA–R08–UST–2018–0169 *83 FR 55286, November 5, 2018* *83 FR 55340, November 5, 2018*
WATER				

AMERICAN OVERSIGHT

Flood Hazard Determination Impacts: AK, CA, NE, TX	FEMA	Flood hazard determination for community listed.	01/03/19	*83 FR 49117, September 28, 2018* *83 FR 55195, November 2, 2018* *83 FR 59400, November 23, 2018*
Flood Hazard Determinations Impacts: NE, TX	FEMA	Changes in flood hazard determinations for communities listed.	01/04/19	*83 FR 55386, November 5, 2018* *83 FR 59400, November 23, 2018*
Flood Hazard Determinations Impacts: TX	FEMA	Changes in flood hazard determinations for communities listed.	01/07/19	*83 FR 59400, November 23, 2018*
Flood Hazard Determinations Impacts: KS, TX	FEMA	Changes in flood hazard determinations for communities listed.	01/09/19	*83 FR 55386, November 5, 2018* *83 FR 59400, November 23, 2018*
Flood Hazard Determinations Impacts: ID	FEMA	Changes in flood hazard determinations for communities listed.	01/10/19	*83 FR 55386, November 5, 2018*
Flood Hazard Determinations Impacts: CO	FEMA	Changes in flood hazard determinations for communities listed.	01/11/19	*83 FR 59400, November 23, 2018*
Flood Hazard Determinations Impacts: AZ, NM,TX	FEMA	Changes in flood hazard determinations for communities listed.	01/14/19	*83 FR 55195, November 2, 2018* *83 FR 59400, November 23, 2018*

AMERICAN OVERSIGHT

Flood Hazard Determinations Impacts: CO	FEMA	Changes in flood hazard determinations for communities listed.	01/15/19	*83 FR 59400, November 23, 2018*
Flood Hazard Determinations Impacts: TX	FEMA	Changes in flood hazard determinations for communities listed.	01/17/19	*83 FR 55386, November 5, 2018*
Flood Hazard Determinations Impacts: CA, OR, TX, WA	FEMA	Changes in flood hazard determinations for communities listed.	01/18/19	*83 FR 53644, October 24, 2018* *83 FR 55195, November 2, 2018* *83 FR 59400, November 23, 2018*
Flood Hazard Determinations Impacts: AZ	FEMA	Changes in flood hazard determinations for communities listed.	01/21/19	*83 FR 55386, November 5, 2018*
Flood Hazard Determinations Impacts: CA	FEMA	Changes in flood hazard determinations for communities listed.	01/22/19	*83 FR 55386, November 5, 2018*
Flood Hazard Determinations Impacts: OR	FEMA	Changes in flood hazard determinations for communities listed.	01/23/19	*83 FR 55386, November 5, 2018*
Flood Hazard Determinations Impacts: NV, SD	FEMA	Changes in flood hazard determinations for communities listed.	01/25/19	*83 FR 59400, November 23, 2018*
Flood Hazard Determinations Impacts: TX		Changes in flood hazard determinations for communities listed.	01/28/19	*83 FR 59394, November 23, 2018*

AMERICAN OVERSIGHT

Flood Hazard Determinations Impacts: OK		Changes in flood hazard determinations for communities listed.	01/30/19	*83 FR 59394, November 23, 2018*
FEBRUARY	**2019**			
Rule	*Agency*	*Description*	*Effective Date*	*Notes*
HEALTH CARE				
Human Subject Protection Acceptance of Data from Clinical Investigations for Medical Devices Impacts: Nationwide	FDA	FDA is amending its regulations on acceptance of data from clinical investigations for medical devices.	02/21/19	FDA–2013–N–0080 *83 FR 7366, February 21, 2018*
TRANSPORTATION				
Increasing Charter Air Transportation Options Impacts: Nationwide	FAA	Rule to facilitate innovation and growth in the air charter industry while strengthening the legal protections provided to consumers of charter air transportation.	02/14/19	DOT–OST–2007–27057 *83 FR 46867, September 17, 2018*
Class D and Class E Airspace Castle Airport, Atwater Impacts: CA	FAA	Modification of Class D airspace and Class E airspace extending upward from 700 feet above the surface at Castle Airport, Atwater.	02/28/19	FAA–2017–1091; Airspace Docket No. 17–AWP–26 *83 FR 54234, October 29, 2018*
Class E Airspace Waimea-Kohala Airport	FAA	Action amendment Class E surface area airspace and Class E airspace	02/28/19	FAA–2017–1145; Airspace Docket No. 17–AWP–19

AMERICAN OVERSIGHT

NV-DA-20-0615-A-000845

Impacts: HI		extending upward from 700 feet above the surface at Waimea-Kohala Airport, Kamuela.		*83 FR 46387, September 13, 2018*
Class E Airspace Gustavus Airport Impacts: AK	FAA	Amendment to Class E airspace extending upward from 700 feet above the surface at Gustavus Airport.	02/28/19	FAA–2018–0127; Airspace Docket No. 18–AAL–7 *83 FR 53809, October 25, 2018*
Class D and Class E Airspace Henry Post Army Air Field Fort Sill Lawton-Fort Sill Regional Airport Impacts: OK	FAA	Action to: -Remove Class D airspace, Class E airspace designated as a surface area, and Class E airspace designated as an extension to a Class D and Class E airspace at Henry Post Army Air Field Fort Sill; -Amend Class D airspace and Class E airspace designated as a surface area at Lawton-Fort Sill Regional Airport; -Amend Class E airspace extending upward from 700 feet above the surface at Lawton-Fort Sill Regional Airport and Henry Post AAF.	02/28/19	FAA–2018–0246; Airspace Docket No. 18–ASW–6 *83 FR 58468, November 20, 2018*
WATER				
Flood Hazard Determinations Impacts: ID, OR	FEMA	Changes in flood hazard determinations for communities listed.	02/01/19	*83 FR 55192, November 2, 2018*

AMERICAN OVERSIGHT

Flood Hazard Determinations Impacts: UT	FEMA	Changes in flood hazard determinations for communities listed.	02/04/19	*83 FR 59394, November 23, 2018*
Flood Hazard Determinations Impacts: TX	FEMA	Changes in flood hazard determinations for communities listed.	02/06/19	*83 FR 55386, November 5, 2018*
Flood Hazard Determinations Impacts: CA, TX	FEMA	Changes in flood hazard determinations for communities listed.	02/07/19	*83 FR 55386, November 5, 2018* *83 FR 59394, November 23, 2018*
Flood Hazard Determinations Impacts: NM	FEMA	Changes in flood hazard determinations for communities listed.	02/08/19	*83 FR 59394, November 23, 2018*
Flood Hazard Determinations Impacts: NM, TX	FEMA	Changes in flood hazard determinations for communities listed.	02/11/19	*83 FR 59394, November 23, 2018*
Flood Hazard Determinations Impacts: AZ, KS	FEMA	Changes in flood hazard determinations for communities listed.	02/15/19	*83 FR 61663, November 30, 2018*
Flood Hazard Determinations Impacts: ND	FEMA	Changes in flood hazard determinations for communities listed.	02/20/19	*83 FR 59394, November 23, 2018*
MARCH	**2019**			
Rule	*Agency*	*Description*	*Effective Date*	*Notes*
RESOURCE MANAGEMENT				

AMERICAN OVERSIGHT

Approval of Resource Management Plan Amendment / EIS / ROD Recreational Target Shooting Sonoran Desert National Monument Impacts: AZ	BLM	Record of decision (ROD) for the approved resource management plan amendment / EIS for recreational target shooting in the Sonoran Desert National Monument.	03/05/19	*83 FR 42137, August 20, 2018*
TRANSPORTATION				
Class E Airspace Hoonah Airport Impacts: AK	FAA	Establishment of Class E airspace extending upward from 700 feet above the surface, at Hoonah Airport.	03/28/19	FAA–2018–0126; Airspace Docket No. 18–AAL–6 *83 FR 53806, October 25, 2018*

The WGA monthly *Federal Regulatory Report: Finalized Actions* is provided gratis or at a reduced rate as a benefit to most WGA sponsors and for sale to the public. The information contained in this report is confidential and is intended only for use of official subscribers to this report. It is the property of Western Governors' Association. Unauthorized use, disclosure, or copying of this communication is strictly prohibited.

To subscribe to the report please contact Toni Vigil at tvigil@westgov.org. If you have received this communication in error, please notify Toni immediately and destroy this e-mail including all attachments.

AMERICAN OVERSIGHT

NV-DA-20-0615-A-000848

Stephanie M. Klapstein

From: Melanie Sheldon <msheldon@diversifynevada.com>
Sent: Friday, March 22, 2019 3:00 PM
To: Mariah Heriman; Stacy Ewing
Subject: Director's Report and Meeting Minutes - Future Guide
Attachments: March 2019 Director's Report - Future training.docx; GOED Board Meeting Minutes - Future Training.docx

Hi Stacy and Mariah,

You both did so great with the Board Meeting. You guys really pulled it all together and did awesome.

This is no big deal at all, but I attach the Director's Report with a few updates for next time. These are not big things and I def. saw no need to change these before the Board Meeting. This is really just a guide that I hope will be helpful in the future.

I have also tried to break down the minutes into the format I usually follow.

Hope these are helpful 😊

Kind regards,

Melanie Sheldon
Program Manager
Nevada Governor's Office of Economic Development
555 E. Washington Ave., Suite 5400, Las Vegas, NV 89101
Main: (702) 486-2700
Office: (702) 486-2702
Cell: (702) 526-0772
msheldon@diversifynevada.com
www.diversifynevada.com

Nevada Governor's Office of
ECONOMIC DEVELOPMENT
Empowering Success

Follow us:

AMERICAN OVERSIGHT

Director's Report

March 21, 2019

Nevada Governor's Office of
ECONOMIC DEVELOPMENT
Empowering Success

AMERICAN OVERSIGHT

CONTENTS

International Trade 3
Economic Development 4
Autonomous Systems 5
Opportunity Zones 5
CDBG/ Mainstreet 6
Health Care 7
Rural / Mining 8
Knowledge Fund 9
Film OFFICE 9
Procurement Technical Assistance Center (PTAC) 10
Workforce Development (WINN) ..... 12~~11~~
Staff annoucements 12

Nevada Governor's Office of
ECONOMIC DEVELOPMENT
Empowering Success

AMERICAN OVERSIGHT

INTERNATIONAL TRADE

1. Governor's Office of Economic Development International Division (GOEDID) approved grants for small businesses statewide to increase their export opportunities. Companies include:

    - Bon Tool, a contractor-grade tool manufacturer with a distribution center in Henderson, was awarded $5,000
    - Geotemps, a recruiting service for the minerals and energy industries based in Elko, was awarded $5,000
    - Pet International, a pet supply export company based in Nevada, was awarded $10,000
    - Quality Corrections and Inspections, a high-volume inspection rework company, serving footwear, apparel and consumer goods industries with an office in Henderson, was awarded $10,000
    - Retro Manufacturing, a manufacturer of audio and safety products for classic cars based in Henderson, was awarded $10,000
    - Universal Industries, a distribution service for home furnishings to furniture and mattress retailers based in Las Vegas, was awarded $5,000
    - Free Brands, an all-natural deodorant manufacturer based in Las Vegas, was awarded $10,000
    - Hickory Ridge Group, a research company that provides economics studies and analytics-related corporate and government training based in Las Vegas, was awarded $1,995

2. GOEDID organized the completion of the first phase of the joint immersion program Nevada-Lubelskie Acceleration Bridge (NLAB):

    - Sixteen companies came to Nevada in three (3) cohorts (July-November 2018 and January 2019) and spend two (2) weeks in Reno, Carson City, Las Vegas, and Henderson.
    - First participating company: Netins Software has already established their Nevada-based company: Innovative Programing Alliance, has entrepreneurial residency at the University of Las Vegas (UNLV) International Gaming Institute and has started (January 2019) – in partnership with Western Nevada College – the Academy for Coders (as a part of the local communities' engagement strategy).
    - Next editions of NLAB will be continued in the years 2019/2020.

3. GOEDID strengthened a strategic collaboration between University of Reno (UNR) College of Business and Warsaw School of Economics by managing the process of preparing and winning the grant received from the National Agency of Academic Exchange (NAWA) to support 30+ faculty and startup exchanges between Nevada and Poland as well as the organization of international economic development symposiums in Reno (2018 & 2020) and in Warsaw (2019):

    - In December 2018, ten (10) researchers from Poland came to Nevada for 1st UNR College of Business – Warsaw School of Economics Joint Symposium on Entrepreneurship, Economic Development and Public Policy.
    - In May 2019, four (4) academic startups from Nevada will be selected in the competitive procedure and with NVG mentor will go to Warsaw this year for the immersion program there.

AMERICAN OVERSIGHT

- Ten (10) UNR researchers will take part in the Second Symposium in Warsaw in October 2019. The Roundtable Discussions on supporting startup ecosystems in Nevada and Poland & collaboration opportunities under Nevada Global platform are planned as well.

4. The GOEDID office is currently organizing the first ever Nevada Global Summit which is scheduled for June 6 in Las Vegas. This summit will include over 25 representative Consuls and Ambassadors that serve Nevada and will showcase the business impact of the international community working with GOED~~-~~ID and our small businesses.

5. GOED's International Division will be applying in April for an increase for the STEP Grant to offer more funds for small businesses seeking to export their goods internationally.

6. GOEDID went on a trade mission to Ireland, Scotland and Poland the last week of January first week of February 2019. Partnerships that resulted were with colleges that would like to have student exchanges and Polish Businesses that are investing in Nevada and have already secured funding to enter the Las Vegas Business market which includes hiring Nevadans. During the Scottish leg of the trip, several chamber and business groups met with the team and the Director of GOEDID, Mr. Kristopher Sanchez was invited back to speak at the Scottish Council for Development and Industry Annual Business Conference that confers over 300 of the UK's business leaders. Also, partnerships that resulted were with colleges that would like to have student exchanges and Polish Businesses that are investing in Nevada and have already secured funding to enter the Las Vegas Business market which includes hiring Nevadans.

ECONOMIC DEVELOPMENT

7. Mr. Bob Potts, Research Director, GOED recently represented GOED in New Orleans at the Council of Chief State School Officers' Career Readiness Network Convening. The main purpose of this meeting was to provide a platform to work within and across teams from the other nine states awarded phase two New Skills for Youth (NSFY) grant funding. The focus was to build on and refine strategies that expand access to high-quality, high-demand pathways for all students. Mr. Potts' focus and contribution revolved around employer engagement in developing these pathways.

8. ~~Bob~~ Mr. Potts with other members of NNDA's Pioneer Awards Selection Committee chose the 2018 Pioneer Award winners. There were four business award categories including: Leader in Sustainability, Non-Profit of the Year, Manufacturer of the Year, and Entrepreneur of the Year.

9. Mr.~~Bob~~ Potts, with the Economic Development Authority of Western Nevada (EDAWN) and the Economic Planning Indicators Committee, a broad group of northern Nevada decision makers and stakeholders, developed 5-year job, population, and housing projections for strategic regional policy and infrastructure planning.

10. In January, ~~Bob~~ Mr. Potts joined other members of the University of Nevada's Cooperative Extension Advisory Council in Las Vegas to review current activity and enhance the agencies outreach in assisting rural, urban, and urban distressed communities. Areas of focus include: Agriculture and Natural Resources; Horticulture; Health and Nutrition; Children, Youth and Families; Economic and Community Development; and 4-H.

AMERICAN OVERSIGHT

11. In February, ~~Bob~~ Mr. Potts, as GOED's designated representative on the State Apprenticeship Council, joined other Council members in approving program standard revisions of four existing apprenticeship programs and raising the minimum wage for apprentices in the construction industry. Additionally, the Council discussed and learned about resources to support apprentices with disabilities and learned about the new LifeWorksNV website OWINN launched that helps Nevadans find apprenticeships and other forms of work-based learning by zip code. The site can also be viewed in Spanish. However, much of the discussion revolved around Nevada being out of compliance with the Federal law that guides apprenticeships and the risk that all apprenticeship programs face if Nevada remains out of compliance with the federal law. Further efforts to bring the state into compliance are currently in front of the Legislature under AB 68.

12. During the current quarter ~~Bob~~ Mr. Potts made several economic and workforce development presentations for a variety of stakeholder groups in the state. These included: The Northern Nevada Work-based Learning Advisory Group, The Governor's Workforce Development Board, educators at the Nevada ACT/OWINN Summit, and NNDA at their quarterly Business Edge Lunch Meeting.

13. ~~Bob~~ Mr. Potts was recently designated as GOED's representative on the Governor's Office of Science, Innovation & Technology STEM Advisory Council. The mission of the Nevada STEM Advisory Council is to lead students to rewarding careers by increasing their interest and achievement in the fields of science, engineering, technology, and mathematics.

14. SRI state economic study, "A New Economic Agenda for Nevada" completed and submitted for review/approval before being released.

15. Newmark Knight Frank completed an external study of Nevada's incentive packages by comparing Las Vegas/Reno to four other communities in the Western/South Western Region. This report was submitted for review/approval before being released.

16. GOED has begun reviewing and redrafting the RDA Scope of Work and rebid process. The current RDA contracts expire on June 30, 2019. Goal is to have the redraft completed by April and released to the RDAs in May.

AUTONOMOUS SYSTEMS

17. On 15 February 2019, the National Aeronautics and Space Administration (NASA) publicly announced the State of Nevada as an award recipient for the Unmanned Aircraft Systems Traffic Management (UTM) Technical Capability Level (TCL) 4 operation.

18. In January 2019, U.S. Secretary of Transportation Elaine L. Chao announced the selection of the Nevada as a test site that will develop and demonstrate technology to manage the airspace for the safe deployment of drones in the US National Airspace System (NAS) in their UTM Pilot Program (UPP).

OPPORTUNITY ZONES

AMERICAN OVERSIGHT

19. GOED, in coordination with the Federal Reserve and Business and Industry, held an "Understanding Opportunity Zones in Nevada" one day conference on November 27 at the City of Las Vegas Chambers. Attendance was free for the public to attend and we had over 400 individuals participate. Mr. Derek Armstrong, Deputy Director, GOED~~Derek Armstrong~~ helped coordinate the event and was also a featured speaker.

20. In December~~, Deputy Director Derek~~. Mr. Armstrong participated in the new legislator training to provide an overview of the office and information to new legislators.

21. GOED has made several presentations to the Nevada Legislature including a budget presentation to the joint Assembly Ways and Means and Senate Finance committees, a hearing on Assembly Bill 32 to the Assembly Taxation committee, and an overview of GOED to the joint Assembly Taxation and Senate Revenue Committees.

22. GOED sponsored and participated in the planning and execution of the Northern Nevada Opportunity Zone Summit March 19 and March 20, 2019. ~~The~~ Mr. Steve Glickman, Chief Architect of the Opportunity Zone Program, was the key note speaker. The conference spent a day focusing on fundamentals of a deal, real estate versus business deals, local best practices, opportunity to pitch projects, extensive networking, and a day long series of tours at TRIC and the downtown Reno. This conference was a follow up to the November Opportunity Zone Forum hosted by GOED, Business and Industry and the San Francisco Federal Reserve Bank in Las Vegas.

COMMUNITY DEVELOPMENT BLOCK GRANT (CDBG)/ MAINSTREET

23. Federal allocations from US Department of Housing and Urban Development (HUD) will be completed by April 15. GOED received fourteen (14) projects with total requested amount of $3,568,979. Estimated allocation expected is $3,283,051. The CDBG advisory committee allocation meeting scheduled April 23 and April 24.

24. The 2019-20 Annual Action Plan (SF424 and State Certificates) is due to HUD June 25, 2019. The draft plan is due to CDBG Program Administrator for CDBG, HOME Investment Partnership Program (HOME), Housing Opportunities for Persons With AIDS (HOPWA), and Emergency Solutions Grant (ESG) by May 9. The public comment period for this plan is from May 15 to June 15, 2019.

Formatted: Font: Calibri, Not Bold

25. The HUD Consolidated Plan 2020 – 2024 and Analysis of Impediments to Fair Housing Choice is due May 15, 2020. The GOED CDBG Program Administrator is coordinating a plan with program staff for HOME, HOPWA, and ESG.

26. GOED in partnership with US Department of Agriculture (USDA) and UNR, is coordinating a Comprehensive Economic Development Strategy (CEDS) for White Pine County.

27. GOED is completing a USDA Rural Business Development Grant for Nothern Nevada Regional Development Authority (NNRDA). This grant will be used to complete a Comprehensive Economic Development Strategy (CEDS) for the region encompassing Elko, Eureka, Humboldt, Lander and White Pine counties. As part of this project, faculty from the University Center for Economic Development (UCED) would serve as the lead

AMERICAN OVERSIGHT

entity, in partnership with the Governor's Office of Economic Development (GOED) and USDA Rural Development.

Total cost of this project is estimated at $70,000.00 with funding from the following sources:

- USDA Rural Development Rural Business Development Grant (RBDG) at $45,000
- Mining Industry contribution total $10,000
- NNRDA and/or the member counties of Elko, Eureka, Humboldt, Lander and White Pine Counties $10,000
- GOED contribution total $5000

28. Main Street program agreements completed with the following communities:

Gardenville (Designated – Nationally Accredited)
Reno (Exploring – Urban Main)
Henderson (Exploring – Urban Main)
Wells (Affiliate)
Lovelock (Affiliate)
Tonopah (Affiliate)
Winnemucca (Exploring)
Ely (Exploring)
Mesquite (Exploring)
Fallon (Exploring)

29. Total Main Street Grants awarded January 2019: $99,206.00

Gardnerville	$1,700	Banners
Wells	$20,000	Property Assessment
Ely	$30,000	Style Guide
Lovelock	$4,000	Informational Boards
Reno	$35,000	Educational Brochure, pop art, streetscape
Winnemucca	$8,506	Historical Book

30. SSBCI: Collateral Support Program (CSP): GOED and Valley Bank of Nevada closed one loan for $1,615,000, collateral support expended $400,000.

31. Nevada Opportunity Fund (NOF): GOED and Bank of Nevada approved one Nevada Opportunity Fund Loan for $25,000. The Opportunity Loan program has now approved 10 of 16 applicants for a total of $450K of the $1M allocated.

HEALTH CARE

32. Dr. Gillian Barclay, GOED's Health Care Industry Specialist, has worked with UNLV ~~the University of Nevada, Las Vegas~~ and the National Science Foundation to plan and launch the Nevada Mobile Health (mHealth) Training Institute. The 2-day training institute is developed from the successful National Institutes of Health/National Science Foundation model to grow health technology research and development (R&D) and product commercialization. The inaugural training is planned for June 2019 and will focus on multidisciplinary faculty development in R&D and product commercialization for mHealth technologies.

AMERICAN OVERSIGHT
NV-DA-20-0615-A-000856

These digital technologies are foundational products for 21st century population health initiatives that include sports R&D. Four additional institutes are planned through December 2020 to grow and sustain in-state capacity and infrastructure for innovation and entrepreneurship within this component of the health economy.

33. Dr. Barclay has partnered with Las Vegas HEALS to plan and launch the inaugural symposium on Diversifying the Health Economy in Nevada: Expanding Beyond Clinical Delivery Services. The symposium is being held on March 7 and will feature Nevada-based businesses and Nevada expertise in health R&D. The symposium goals are to understand how health R&D will help grow and diversify Nevada's economy; highlight how strengthening health R&D will help to retain Nevada's new generation of healthcare professionals; highlight unique opportunities for R&D in Nevada.

34. Dr. Barclay has worked with Touro University, Valley Health System and the College of Southern Nevada to expand health simulation and pre-hospital care training to health care providers and emergency responders in rural Nevada. This work will include the use of autonomous systems and other technologies with the goals to reduce health care costs, improve health care access and health outcomes for Nevadans. General Electric Healthcare has partnered for this work, which will include opportunities for new health technology R&D to address the health needs of rural Nevadans.

35. Dr. Barclay has partnered with Gg~~g~~raduate M~~m~~edical Eeducation (GME) stakeholders and Las Vegas HEALS to develop a new multisectoral taskforce with the sole focus on physician retention to ensure a strong return on the state's investments in GME. This taskforce will be led by HEALS and will engage stakeholders throughout the state.

36. GOED, Las Vegas HEALS and GME Taskforce stakeholders will convene a Nevada-based GME informational meeting with the Accreditation Council for Graduate Medical Education (ACGME) in May 2019. This Council is responsible for accrediting graduate medical training programs (i.e., internships, residencies, and fellowships, and subspecialty residencies) for physicians in the United States. The goal is to obtain updated information on GME education, and to plan next steps for GME in the state for a high- quality physician workforce to benefit Nevadans.

37. Dr. Barclay was elected to the board of the Nevada Chapter of Health Occupations Students of America (Nevada HOSA) in March 2019.

38. Dr. Barclay will be honored in June 2019 with a "lifetime achievement award" from Hip Hop Public Health for her work to improve the health of youth around the globe.

RURAL / MINING

39. Mr. Joel Lenz, GOED's Mining Industry Specialist participated in Mining Day at the Legislature where he interacted with over eighty (80) mining industry personnel, legislators, legislative staff members, and The Nevada Department of Conservation and Natural Resources (DCNR) staff. The day consisted of formal presentations, panel sessions, as well as opportunities for private conversations regarding topics germane to the mining industry.

40. Mr. Lenz discussed Waterton's Gemfield Project, in Esmeralda County, with principals and consultants for the Company. The Gemfield Project will require the relocation of a 2.5 mile stretch of Highway 95 adjacent to the mine near the town of Goldfield. Waterton was contacting GOED's mining specialist to enlist support for expected interaction with the Nevada Department of Transportation regarding the highway relocation project.

AMERICAN OVERSIGHT

41. Mr. Lenz presented "The Results of a Study of on Precious Metals Toll Milling and Copper Concentrate Processing Opportunities in Nevada" to the Geological Society of Nevada at their meeting in Elko.

42. The Canadian think-tank, The Fraser Institute, named Nevada as the best jurisdiction in the world for mining investment in their 2018 annual survey. **Nevada moved up to first place in the 2018 survey from third place last year.** The twenty-one-year-old survey is a report card on governmental policy that either attracts mining investment or discourages it. Eighty-three (83) jurisdictions around the world are ranked, not only on geologic attractiveness, but also governmental policy. Last year, exploration investment in Nevada rose significantly to $453 million.

KNOWLEDGE FUND

43. Data Analytics classes are now being offered at Truckee Meadows Community College (TMCC) with 250 free seats available in an effort supported by the WINN grant program. Mr. Karsten Heise, Director Strategic Programs, initiated the course development in Data Analytics and Data Visualization in partnership with TMCC. The online course platform is being developed by NCLab, a local Reno-based start-up. The initiative constitutes a component of GOED's Learn and Earn Advanced career Pathway (*LEAP*) framework for Advanced Information Communication Technologies (ICT). The courses will offer opportunities for obtaining introductory skills needed in the era of the Fourth Industrial Revolution and to increase digital literacy required for employment in a data and automation centric modern economy. Further extensions toward a full certificate are currently being worked on.

44. The Northern Nevada Work Based Learning Coalition made further progress. The initiative branded as "*Career Bound NV*" comprises strategic partners and stakeholders from Douglas and Washoe county as well as Carson City. Its vision is for *motivated students and committed employers contributing to a robust economy* and its mission is *connecting youth to meaningful career pathways while supporting schools and employers in developing workforce solutions for Nevada*. Mr. ~~Karsten~~ Heise, ~~Director Strategic Programs,~~ has been a driving member of the core steering team since inception. First projects are expected to launch in late summer with the beginning of the new school year.

45. Battle Born Growth Escalator, Nevada's state venture program funded by the federal State Small Business Credit Initiative (SSBCI), is currently in the process of completing its second full-exit. Portfolio company WiseBanyan is being acquired by New York Stock Exchange listed Axos Financial (NYSE: AX). All key employees will be transferring to the new organization. Las Vegas based WiseBanyan launched in 2013 and is the world's first free financial advisor.

FILM OFFICE

46. The status of the Nevada Film Office (NFO) Tax Incentive for Fiscal Year 2019 is summarized below:

AMERICAN OVERSIGHT

Nevada Film Office
Transferable Tax Credit for Film and Other Productions
FY 2019 Funding

Completed Hearings on Tax Applications

Production Title	Total Budget	NV Direct Expenses	Out of State Payroll in NV	NV Resident Payroll	Total Payroll	Total Nevada	Total FTES	NV FTES	Approved Incentive	Actual Incentive Awarded	Amount Redeemed	Approved vs. Actual Difference	Status
Completed Productions													
												$ -	
												$ -	
												$ -	
												$ -	
In Progress Productions													
Downtown Vegas Reality Show	$ 1,807,008	$ 321,025	$ 210,290	$ 1,022,100	$ 1,232,390	$ 1,553,415	13.5	12.0	$ 304,374				Application Received
Hell's Kitchen S19 & 20	$ 36,103,617	$ 4,306,075	$ 2,491,003	$ 4,957,129	$ 7,448,132	$11,754,207	40.4	22.7	$ 2,276,111				Application Received
TOTAL	$ 37,910,625	$ 4,627,100	$ 2,701,293	$ 5,979,229	$ 8,680,522	$13,307,622	53.9	34.7	$ 2,580,485	$ -		$ -	
									Total Incentives Available	$15,460,804			
									Available for New Applications	$12,880,319			

47. The 2019 production directory has been completed and is being distributed. The current directory has 313 listings including crew and vendors. The production directory is the yellow pages for the film industry offers opportunities for Nevada small businesses to work with productions filming in Nevada.

48. The film office will be attending the Association of Film Commissioners International week in early April. During the week the NFO will be connecting with production heads from several major studios to promote Nevada as a production destination. In addition, we will be working with other film commissioners to deal with matters affecting the industry and opportunities for Nevada.

49. In the month of February, the NFO website had 29,917 page visits, and continues to average almost 30,000 visits per month.

50. The NFO continues to work with rural RDA's to promote locations all around the state of Nevada and grow the number of locations in our locations database.

PROCUREMENT TECHNICAL ASSISTANCE CENTER (PTAC)

51. Ms. Joan C. Rueben, Director of the Nevada Procurement Technical Assistance Center (PTAC), Procurement Outreach Program, served as an invited panelist on government contracting and subcontracting for a U.S. Small Business Administration (SBA) Emerging Leaders Program meeting on Nov. 7, 2018. The meeting was held at the SBA's Nevada District Office in Las Vegas, and five (5) SBA program participants were in attendance. The SBA program provides free entrepreneurship education and training for executives of small, poised-for-growth companies that are potential job creators.

52. The Nevada PTAC team members conducted in-person workshops at either Clark County Government Center or Washoe County Government Center. Topics included: successful government contracting (Nov.); doing business with the Nevada Department of Transportation (Dec.); doing business with the U.S. Bureau of Reclamation (Jan.); and doing business with the State of Nevada Purchasing Division (Feb.). An overall

AMERICAN OVERSIGHT

total of 86 organizational representatives attended the workshops, which are co-sponsored by the Nevada SBDC.

53. Nevada PTAC team members taught live training webinars for small business clients throughout the state. Topics included: resources for veteran-owned businesses in Nevada (Nov.-Mr. Paul~~.~~ Gallaspie, Government Contracts Adviser, GOED PTAC); developing a company's capability statement document for government contracting (Dec.-Ms. ~~J.~~ Rueben); harnessing business intelligence and market research for federal government contracting (Jan.-Mr. Steve. Yates, Government Contracts Adviser, GOED PTAC); and advantages of small business certifications (Feb.-Ms. Maggie~~.~~ Neidigh Government Contracts Adviser, GOED PTAC). An overall total of 84 organizational representatives accessed the webinars, which are co-sponsored by the Nevada SBDC. The PTAC also arranged for a doing business with the U.S. Bureau of Land Management webinar that was accessed by seven (7) individuals.

54. The Nevada PTAC continues to contribute and add value at State of Nevada Department of Business & Industry-led meetings, such as the small business roundtable meetings (Jan.) and the small business resource partner marketing initiative meetings (Dec. and Feb.), that have been taking place at the Nevada Business Resource Center. The Nevada PTAC is appreciative of its statewide resource partners which continually refer small businesses to the PTAC to receive free one-on-one counseling and other services.

55. ~~Joan C.~~ Ms. Rueben, ~~Director of the Nevada PTAC~~, served as an invited presenter on government contracting for a Clark County Small Business Opportunity Program (SBOP) meeting on February 21, 2019. The meeting was held at the Clark County Government Center, and thirteen (13) SBOP participants were in attendance. The SBOP is designed to help small business owners increase their capacity to compete for government contracts by allowing them to receive a combination of classroom training, mentoring, coaching, and professional relationship-building activities.

56. The Nevada PTAC continues to serve on the planning committee for the next annual Committed to Our Business Community event taking place on August 22, 2019, at the Las Vegas Convention Center. This is a free event for Nevada businesses. It provides a forum for them to market their goods, services, and capabilities to local, state, and federal government procurement professionals and fellow business attendees. Several hundred businesses typically attend the event.

57. With its event co-sponsor Carson Valley Chamber of Commerce, Nevada PTAC team members (Mr. Juan Manzano, Deputy Director, GOED PTAC ~~Manzano~~, ~~Steve~~ Mr. Yates, and Ms ~~Maggie~~ Neidigh) helped to plan and execute a small business matchmaker event on February 27, 2019, at the Carson Valley Improvement Club Hall in Minden. About fifty (50) business representatives had the opportunity to meet with government and prime contractor procurement personnel, resource partners whose mission is to support small business, and fellow business attendees.

58. Nevada PTAC client, Titan Wire & Cable LLC, is based in Sparks and the company is involved in the sale and distribution of electrical and electronic equipment, including electrical wire, power and distribution equipment, and fiber optic material and components. Late last year, the business was awarded a contract by the U.S. Navy to supply electrical connectors, wires, breaker boxes, and labels. Based on the contract, the company maintained all of its full-time, part-time, and temporary positions.

AMERICAN OVERSIGHT

59. Nevada PTAC client, Advanced Security Solutions Inc., based in Las Vegas is a veteran-owned small business providing telephone equipment and systems business services. Late last year, the company was awarded a contract by the 99th Contracting Squadron, Nellis Air Force Base, to install an intercom system. The contract allowed the business to retain two (2) full-time positions and create one (1) temporary position.

60. Nevada PTAC client, MNW Construction LLC, is based in Carson City and is a woman-owned small business, a certified service-disabled veteran-owned small business, and a certified Nevada Local Emerging Small Business. The company specializes in construction services. Late last year, the business was awarded a contract by the State of Nevada Public Works Division to provide Americans with Disabilities Act site upgrades to the Sierra Regional Center. Based on the contract, the company was able to retain seven (7) full-time positions.

WORKFORCE DEVELOPMENT (WINN)

61. Ms. Stacey Bostwick, Workforce Development Program Coordinator, GOED supported the launch of eight (8) WINN-funded programs representing an investment of $3.3 million in workforce development opportunities in the Information Technology, Health and Mining industries in Nevada

62. Ms. Bostwick worked to advance the GOED-sponsored bill: **AB32 – Revises provisions governing workforce development.**

63. Ms. Bostwick held meetings to promote integration opportunities and WINN systems information sharing with: Nevada Department of Corrections, Western Governor's University, Jobs for the Future, Nevada Department of Employment, Training & Rehabilitation and several veteran interest groups including Hiring Our Heroes, Empower America, and the State Veterans Coordinator in Administration.

STAFF ANNOUCEMENTS

64. In November 2018, GOED welcomed **Ms. Sonia Joya as its new Deputy Director of the International Trade Division**. With over 20 years of executive level experience serving elected officials in federal and state government affairs, and as a former director and state director for congressional and U.S. Senate office, Ms. Joya managed teams of up to 200 government employees for targeted issues specific projects and exercises including census operations and Congressional District Director Training. Ms. Joya's responsibilities involved fundraising for Congressional and County School Board Races, grant management for Senate Homeland Security Grants, ethics liaison for U.S. Senate Office with Senate Ethics Committee. Ms. Joya worked closely with Small Business Administration, U.S. Department of Commerce, and other federal agencies in serving Nevada businesses through advocacy and representation. Ms. Joya serves on the government affairs boards of the Latin, Urban and Asian Chambers of Commerce and works closely with diverse groups in furthering business opportunities for all communities. Ms. Joya is a graduate of the UNLV ~~University of Nevada Las Vegas~~ with a Bachelor's Degree in Communications Theory.

AMERICAN OVERSIGHT

65. Mr. **Keith Paul** was named GOED's **Communication Director** in January 2019 having more than 15 years of experience in strategic and crisis communications and media relations in Nevada. Mr. Paul ~~Keith~~ has worked in public and media relations in the public and private sectors advocating for diverse organizations including law enforcement, elected officials, information technology departments and government entities. He also comes with more than 10 years' experience as a newspaper reporter. Mr. Paul ~~Keith~~ earned his Master's Degree from University of Nevada, Las Vegas in Public Administration and Bachelor's Degree in Journalism from the University of Maryland.

66. In January 2019, GOED welcomed **Ms. Dijana Mitrovic** as its new **International Trade Division Assistant.** She has over 15 years of professional experience in government departments and international organizations. ~~Dijana~~ Ms. **Mitrovic** worked as a program manager and consultant for tax policy and leadership programs in Slovenia, building coalitions with over 40 governments, universities, and international organizations, supporting stronger public sector governance, capacity development in public financial management, and contributing to the economic growth programs in respective countries. She also worked for the finance ministry and customs agency in Serbia, leading bilateral, multilateral, and European Union projects, engaging in strategic planning, contracting, financing, and quality control of regional and economic development, institution building, strengthening human capital, and rural development operational programs. Ms. **Mitrovic** ~~Dijana holds~~ a Bachelor's Degree in Japanese and also speaks Serbian / Croatian, Slovenian, and French.

67. In February 2019, GOED welcomed Ms. **Stacy Ewing** as its new **Business Development Assistant.** ~~Stacy~~ Ms. Ewing has over 20 years professional experience in the public and private sectors, including 15 years legal experience in oil and gas law, easements and access, probates, estate planning, business law, real estate law including eminent domain, condemnation, and adverse possession, and civil litigation. Stacy also worked for the City of Cape Coral (Florida) as an Administrative Assistant for the Public Works Department where she coordinated with City's Finance Department, Auditing Department, Clerk's Office, Council Offices, Emergency Operations Center, and FEMA representatives on various projects. Ms. Ewing ~~Stacy~~ holds an Associate's Degree in Paralegal Studies and is currently working on her Bachelor's Degree in Business Management.

AMERICAN OVERSIGHT

STATE OF NEVADA
GOVERNOR'S OFFICE OF ECONOMIC DEVELOPMENT
BOARD MEETING MINUTES
November 15, 2018

The meeting of the Board of Economic Development was called to order by Governor Brian Sandoval at the Grant Sawyer Building, Legislative Counsel Bureau, Room 4401, 555 E. Washington Avenue, Las Vegas, Nevada, 89101 and via video conference to the Legislative Counsel Bureau, 401 South Carson Street, Room 3137, Carson City, Nevada, 89701

1. VOTING BOARD MEMBERS PRESENT

Governor Brian Sandoval, State of Nevada
Lieutenant Governor Mark Hutchison, State of Nevada
Secretary of State Barbara Cegavske, State of Nevada
Mr. James Barrett, Jr., President and Founder, The JABarrett Company
Mr. Raymond Specht, Chief Operating Officer, Specht Leadership Consulting
Dr. Dana Bennett, President, Nevada Mining Association
Mr. Dan Klaich, Voting Member at Large
Dr. Weldon Havins, Director, Medical Jurisprudence and Ophthalmology, Touro University Nevada

VOTING BOARD MEMBERS ABSENT AND EXCUSED

Mr. Adam Kramer, Executive Vice President of Strategy, Switch, Inc.

NON-VOTING BOARD MEMBERS PRESENT

Mr. Don Soderberg, Director, Department of Employment Rehabilitation and Training

NON-VOTING BOARD MEMBERS ABSENT AND EXCUSED

Dr. Thom Reilly, Chancellor and Chief Executive Officer, Nevada System of Higher Education

STAFF MEMBERS PRESENT

Paul Anderson, Executive Director, GOED, Secretary of Board
Henna Rasul, Senior Deputy Attorney General, Board Counsel to GOED
Derek Armstrong, Deputy Director, GOED
Matt Moore, Deputy Director, GOED
Bob Potts, Director of Research, GOED
Grace Chou, Director of Manufacturing and Technology, GOED
Karsten Heise, Director of Strategic Programs, GOED
Pawel Pietrasienski, Director of Special Projects, GOED
Gillian Barclay, Healthcare Industry Specialist, GOED
Stacey Bostwick, Workforce Development Program Coordinator, GOED
Ash Azmak, International Business Manager, GOED

AMERICAN OVERSIGHT

Melanie Sheldon, Program Manager, GOED
Michelle Sibley, Human Resources Manager & Executive Assistant of Operations, GOED
Mariah Heriman, Executive Assistant & Program Management Specialist, GOED

GUESTS PRESENT

Scott Anderson, Secretary of State's Office
Christine Guerci, Special Counsel to the Colorado River Commission and GOED
Shelli Long, Department of Taxation
Lezlie Helget, Department of Taxation
Ryan Smith, City of Las Vegas
Marcia Turner, University Medical Center
Saju Joseph, Valley Health
Angela Amar, University of Las Vegas
Carolyn Sabo, University of Las Vegas
Clarissa Cota, College of Southern Nevada
Bret Murphy, Great Basin College
Camille Vega, Truckee Meadows Community College
Jonathan Wilson, Northern Nevada Transitional Housing
David Campbell, Pilot Thomas Logistics
Mackenzie Campbell, Pilot Thomas Logistics
Patricia White, Desert Air
David Belpedio, MarksNelson, LLC
Randall Stubbs, Private Citizen
Enrique Buenrostro, Private Citizen
Stan Thomas, Economic Development Authority of Western Nevada
Michael Walsh, Las Vegas Global Economic Alliance
Kylie Rowe, Las Vegas Global Economic Alliance
Perry Ursem, Las Vegas Global Economic Alliance
Dustin Moore, Aqua Metals, Inc.
Sean Berkley, Berkley International
Eric Berkley, Berkley International
Jonathan Stock, Outside Counsel to Design LLC
Dennis Lane, Fox Factory, Inc.
Craig Marquiz, HAPPIE Home, Inc.
Anthony Rufo, HAPPIE Home, Inc.
Jay Wessell, James Loudspeaker, LLC
Gary Green, Premium Waters, Inc.
David VanderKlipp, Premium Waters, Inc.
JB Straubel, Redwood Materials, Inc.
Andrew Stevenson, Redwood Materials, Inc.
Glenn Abood, rfXcel Corporation
Rajiv Bhagat, rfXcel Corporation
Anita Pramoda, Owned Outcomes

AMERICAN OVERSIGHT

2. PUBLIC COMMENT

Governor Brian Sandoval asked if anyone from the public sought to make public comment. No public comment was provided.

3. GOVERNOR SANDOVAL'S COMMENTS

Governor Sandoval advised this would be his last meeting as Chair of the Governor's Office of Economic Development (GOED) Board and noted his first GOED board meeting had not contained a single agenda item. In comparison, today's Agenda was filled with exciting projects and possibilities for the state of Nevada.

Governor Sandoval thanked all GOED Board Members, past and present. He also thanked the Regional Development Authorities (RDA) for their contribution to building the New Nevada. Nevada's economy had diversified beyond anticipation particularly in the areas of Unmanned Ariel Vehicles (UAVs), autonomous vehicles, data centers, advanced manufacturing, internet fulfillment, and technology.

Governor Sandoval referred to January 2011 when Nevada's unemployment rate was 14%, approximately 175,000 Nevadans had lost their jobs, and Nevada led the country in foreclosures and bankruptcies. Currently the unemployment rate was 4.4%. This was the lowest it had been since 2007. Those 175,000 lost jobs have been replaced with approximately 280,000 new jobs.

Director Paul Anderson noted Governor Sandoval had commenced his appointment as Governor at time when Nevadans needed him most. Governor Sandoval has stepped into leadership and decided economic development would be an important component of the state's recovery and growth. That vision became a reality with the creation of more than 280,000 new jobs. The diversified economy was now better positioned to weather a recession and the New Nevada led the US in economic growth.

Director Anderson thanked Governor Sandoval for his dedication and leadership and noted one of the Governor's favorite quotes, by Edward Everett Hale, epitomized his service to the state – '*I am only one; but still I am one. I cannot do everything; but still I can do something; and because I cannot do everything, I will not refuse to do the something that I can do'.*

Governor Sandoval thanked Director Anderson and his staff at GOED noting the state, counties, municipalities, and RDA's collective dedication to economic development stemmed from an epic love for Nevada and a passion to make it the best state it could possibly be.

AMERICAN OVERSIGHT

4. APPROVAL OF THE SEPTEMBER 20, 2018 BOARD MEETING MINUTES

Dr. Dana Bennett requested two revisions. On 6D page 9 and 8A page 17 there was no note of the motion passing unanimously. The Board approved the minutes subject to these revisions being made.

A MOTION WAS MADE BY SECRETARY OF STATE BARBARA CEGAVSKE TO APPROVE THE SEPTEMBER 20, 2018 MEETING MINUTES WITH REVISIONS TO 6D PAGE 9, AND 8A PAGE 17. THIS MOTION WAS SECONDED BY DR. BENNETT. THE MOTION PASSED UNANIMOUSLY.

5. ABATEMENT APPLICATIONS FOR BOARD APPROVAL

A. AQUA METALS, INC.

- **SALES TAX ABATEMENT**
- **MODIFIED BUSINESS TAX ABATEMENT**
- **PERSONAL PROPERTY TAX ABATEMENT**

B. AQUA METALS, INC.

- **CATALYST FUND**

INTRODUCTION OF RDA AND COMPANY – SAME FORMAT ALWAYS

Mr. Stan Thomas, Executive Vice President, Economic Development Authority of Western Nevada (EDAWN) presented Aqua Metals, Inc. (Aqua Metals) and provided an overview of the company and abatements sought.

#1 COMPANY OVERVIEW
#2 PROJECT OVERVIEW
#3 INTRODUCE COMPANY REP

#1 Aqua Metals is a developer of a patent-pending electrochemical battery recycling technology. The company was reinventing lead recycling with its proprietary technology, known as AquaRefining™. The room temperature, water-based process was fundamentally non-polluting, eliminating the toxic emissions created by lead smelting. The modular design of AquaRefining™ technology enables flexible and economic expansion of lead recycling to meet the growing demand for lead to power new applications including: stop/start automobile batteries, which complement the vehicle's main battery, internet data centers, and alternative energy applications including solar, wind and grid-scale storage. **#2** The project would hire 28 employees at an average hourly wage of $67.73 per hour and make an approximate capital equipment investment of $33,000. **#3** Mr. Thomas was joined by Mr. Dustin Moore, Director of Commercial Operations, Aqua Metals.

AMERICAN OVERSIGHT

COMPANY REP COMMENT/OVERVIEW

Mr. Moore advised the company operated the world's only clean battery recycling business and had built the world's first AquaRefining™ lead facility in Nevada's Tahoe Reno Industrial Center (TRIC) in mid-2016.

Aqua Metals was now considering the relocation of its headquarters operations from Alameda, CA to TRIC.

QUESTIONS FROM THE BOARD

Governor Sandoval inquired as to the number of batteries the company took in and recycled. Mr. Moore advised the Nevada facility currently crushed approximately 15,000 pounds per hour. At a full capacity, the facility could crush over 100 million pounds of lead acid batteries annually.

Governor Sandoval inquired about Aqua Metals client base. Mr. Moore advised a major client was one of the largest lead acid battery manufacturers in the world. Every piece of lead the company recovered went right back into the battery stream or was used in energy storage applications. Everything was recycled, including plastic casings, the active material in the batteries, the grid lead, the hard lead, and the poles.

Lieutenant Governor Hutchinson noted the company's high wages and asked how this impacted recruitment. Mr. Moore stated the company had its hiring challenges. However, there been no shortage of applicants. Additionally, the company had just increased the entry-level semi-skilled plant worker wage to $21.50 an hour.

Mr. Dan Klaich asked what percentage of new employees would be hired locally. Mr. Moore advised approximately 15 to 20 percent of employees would be relocated from the CA headquarters. The remainder would be hired locally.

Lieutenant Governor Hutchison asked how important the tax incentive program had been in Aqua Metals' decision to locate its headquarters in Nevada. Mr. Moore noted the tax program had been a critical factor in selecting the TRIC location for an expansion.

Governor Sandoval inquired how much capital investment the company has already made in its Nevadan facility. Mr. Moore advised it was in excess of $100 million.

CLOSING STATEMENT

Governor Sandoval thanked the company for its application and all it done for Nevada thus far.

AMERICAN OVERSIGHT

BOARD MOTION

A MOTION WAS MADE BY MR. DAN KLAICH TO APPROVE THE ABATEMENT APPLICATION OF AQUA METALS, INC. FOR A SALES TAX ABATEMENT, A MODIFIED BUSINESS TAX ABATEMENT, AND A PERSONAL PROPERTY TAX ABATEMENT AS PRESENTED IN AGENDA ITEM 5A AND A CATALYST FUND GRANT IN THE SUM OF $150,000 AS PRESENTED IN AGENDA ITEM 5B. THIS MOTION WAS SECONDED BY MR. JAMES BARRETT. THE MOTION PASSED UNANIMOUSLY.

C. DESIGN LLC

- **DATA CENTER SALES TAX ABATEMENT**
- **DATA CENTER PERSONAL PROPERTY TAX ABATEMENT**

INTRODUCTION OF RDA AND COMPANY – SAME FORMAT ALWAYS

Mr. Michael Walsh, Vice President of Economic Development, Las Vegas Global Economic Alliance (LVGEA), presented Design LLC (Design) and provided a brief overview of the company and abatements sought.

#1 COMPANY OVERVIEW
#2 PROJECT OVERVIEW
#3 INTRODUCE COMPANY REP

#1 Design is a wholly owned subsidiary of Google, LLC (Google). Google was founded in 1998 and is a US technology company that offers internet-related services and products and operates multiple data centers in the US and around the world. Google has a diversified portfolio of internet-related services and products, which include online advertising technologies, search engine, cloud computing, software and hardware. Google and its affiliates employ 89,058 employees. #2 The company's new southern Nevada project would hire 50 employees at an average hourly wage of $31.25 per hour and make an approximate capital investment of $600 million within its first five years of operation. **#3** Mr. Walsh was joined by Mr. Jonathan Stock, Outside Counsel to Design /Google, LLC.

COMPANY REP COMMENT/OVERVIEW

Mr. Stock advised Design planned to build a data center in Henderson. The project would make Nevada an important part of the company's growth strategy. The proposed data center would primarily service the company's customers in North America and provide support for

AMERICAN OVERSIGHT

all Google services including Google searches, YouTube, Google Calendar, Google Maps, Google Documents, Gmail, and cloud computing services.

Mr. Stock noted the state's incentives, the leadership of Governor Sandoval, and the GOED team had made Nevada competitive in the location selection process and a key choice for this project. Additionally, Nevada had a well-educated and diverse workforce, reduced risk of natural disasters, availability of efficient power sources, infrastructure for telecommunications, and a high quality of life.

QUESTIONS FROM THE BOARD

Governor Sandoval asked about the company's next steps should it be awarded the abatements sought. Mr. Stock advised the final decision was pending. However, the outcome of the abatement application approval process would assist in finalizing the decision to locate the project in Nevada.

Mr. Raymond Specht inquired about the company's experience working with Nevada's economic development entities compared to the other states. Mr. Stock advised the company had experienced supportive partnerships and positive interactions at each step. The relationships both with the City of Henderson and GOED were essential components in making Nevada an attractive location.

Governor Sandoval noted the company's estimated incentives totaled approximately $22.5 million over a 20-year period. However, the total expected returns, in the form of local and state taxes, was estimated at approximately $94 million in addition to the newly created high wage direct jobs and indirect construction jobs.

CLOSING STATEMENTS

Governor Sandoval noted the company's presence in Nevada had the potential to be a force multiplier for similar companies and projects.

BOARD MOTION

A MOTION WAS MADE BY DR. WELDON HAVINS TO APPROVE THE ABATEMENT APPLICATION OF DESIGN LLC FOR A DATA CENTER SALES TAX ABATEMENT, AND A DATA CENTER PERSONAL PROPERTY TAX ABATEMENT AS PRESENTED IN AGENDA ITM 5C. THIS MOTION WAS SECONDED BY MR. RAYMOND SPECHT. THE MOTION PASSED UNANIMOUSLY.

D. PREMIUM WATERS, INC.

- **SALES TAX ABATEMENT**
- **MODIFIED BUSINESS TAX ABATEMENT**

AMERICAN OVERSIGHT

- **PERSONAL PROPERTY TAX ABATEMENT**

Mr. Perry Ursem, Vice President of Business Retention and Expansion, LVGEA, presented Premium Waters, Inc. (Premium Waters) and provided an overview of the company and abatements sought.

Premium Waters is a leading manufacturer of private label bottled water in the United States with products distributed to multiple channels across 47 states. The company manufactures its product from the ground up, starting with plastic resin, blowing the bottle, filling, labeling and packaging. Premium Waters sells its products through a network of bottling plants and distribution centers, as well as distributors. The new expansion project would add 12 employees at an average hourly wage of $22.89 per hour and make an approximate capital equipment investment of $12 million. Mr. Ursem was joined by Mr. David VanderKlipp, Production Manager, Premium Waters, and Mr. David Belpedio, Partner, MarksNelson, LLC.

Mr. Belpedio advised Premium Waters established its existing North Las Vegas facility in 2016. The company was now requesting tax incentives to assist with an expansion project. The project would increase the company's current facility from 160,000 sq. ft to 290,000 sq. ft.

Governor Sandoval asked about the company's next steps should it be awarded the abatements sought. Mr. Belpedio confirmed the company would move forward with the planned expansion of its North Las Vegas facility.

The Lieutenant Governor inquired what the expansion would mean for the company's operations. Mr. Vanderklipp advised the expansion would enable the company to double its capacity and distribution to the western United States.

Governor Sandoval highlighted the company's plan to use the projected cost savings, from the support of the incentives, to hire a greater number of full-time employees from the local area.

Lieutenant Governor Hutchison noted the company's expansion application was a good example of the incentive program's dual purpose to attract new business and grow existing Nevadan businesses. In the case of Premium Waters, the program had played a role in both situations.

Mr. Belpedio noted another critical factor was the treatment of new and existing companies. He praised Mr. Ursem for his interactions with the company and stated it had been a pleasure working with him. Governor Sandoval commended Mr. Ursem and noted this further evidenced Nevada's Economic Development entities' appreciation of the state's new and existing businesses and understanding that every dollar of investment was important for the future sustainability of the state.

AMERICAN OVERSIGHT

A MOTION WAS MADE BY LIEUTENANT GOVERNOR HUTCHISON TO APPROVE THE ABATEMENT APPLICATION OF PREMIUM WATERS, INC. FOR A SALES TAX ABATEMENT, A MODIFIED BUSINESS TAX ABATEMENT, AND A PERSONAL PROPERTY TAX ABATEMENT, AS PRESENTED IN AGENDA ITEM 5D. THIS MOTION WAS SECONDED BY MR. SPECHT. THE MOTION PASSED UNANIMOUSLY.

E. REDWOOD MATERIALS, INC.

- **SALES TAX ABATEMENT**
- **MODIFIED BUSINESS TAX ABATEMENT**
- **PERSONAL PROPERTY TAX ABATEMENT**

Mr. Andrew Haskin, Director of Business Development, Northern Nevada Development Authority (NNDA) presented Redwood Materials, Inc. (Redwood Materials) and provided an overview of the company and abatements sought.

Redwood Materials was founded in 2017 by a team of engineers and scientists who saw the growing problem of electronic waste ending up in landfills. The United Nations University estimates 44.7 million metric tons of used electronics are generated each year with only about 20% of which is recycled with a recoverable value of $63.6 billion. The company uses sustainable processes to recover technology materials from post-consumer and post-industrial electronics. Redwood Materials is focused on developing efficient and sustainable methods to reprocess used electronics back into materials and components to be re-used in similar supply chains. The project would create 31 new jobs at an average hourly wage of $27.42 and include an approximate capital equipment investment of $3.8 million. Mr. Haskin was joined by Mr. Andrew Stevenson, Chief Financial Officer, Redwood Materials, and JB Straubel, Chief Executive Officer, Redwood Materials.

Mr. Straubal advised Redwood Materials currently had its operations in Milpitas, CA, and was planning to open a new facility in Carson City. In addition to processing materials, future plans may also include a relocation of headquarters operations and research and development staff.

Mr. Stevenson noted the company had chosen to locate in Nevada for its business-friendly climate and the availability of a highly qualified, motivated workforce interested in pursuing long-term careers in new technologies.
Mr. Straubal highlighted the state's vast potential for processing, manufacturing, technology development, and start-up company growth.

Lieutenant Governor Hutchison asked about the company's recruitment plans. Mr. Straubal confirmed the company planned to hire locally. Initially, the company would be seeking to hire engineers and technical staff.

AMERICAN OVERSIGHT

Governor Sandoval asked how the company would obtain its feedstock. Mr. Straubal advised the initial strategy was to partner with companies manufacturing these components. These companies had a strong incentive to provide customers with options to bring materials back for recycling.

Governor Sandoval highlighted Nevada's growing cluster of recycling companies such as Aqua Metals, Inc., and Fulcrum Sierra Biofuels, LLC and noted it was great to see Nevada emerge as a leader in the fourth industrial revolution.

A MOTION WAS MADE BY MR. BARRETT TO APPROVE THE ABATEMENT APPLICATION OF REDWOOD MATERIALS, INC. FOR A SALES TAX ABATEMENT, A MODIFIED BUSINESS TAX ABATEMENT, AND A PERSONAL PROPERTY TAX ABATEMENT AS PRESENTED IN AGENDA ITEM 5E. THIS MOTION WAS SECONDED BY DR. HAVINS. THE MOTION PASSED UNANIMOUSLY.

F. rfXCEL CORPORATION

- **SALES TAX ABATEMENT**
- **MODIFIED BUSINESS TAX ABATEMENT**
- **PERSONAL PROPERTY TAX ABATEMENT**

Mr. Thomas, EDAWN, presented rfXcel Corporation (rfXcel) and provided an overview of the company and abatements sought.
rfXcel provides software as a service (SaaS) based solutions that enable enterprises in the pharmaceutical, food and beverage, and other industries to quickly achieve their product serialization, traceability and compliance needs to prevent counterfeits from compromising their supply chains. rfXcel is the first company to focus on the safety of the pharmaceutical supply chain and its platform provides compliance, serialization,

traceability, and monitoring solutions to manufacturers, repackagers, wholesalers, distributors, and dispensers in pharmaceutical and life sciences industries. The company also provides services for the U.S. public sector, including federal agencies, state and local governments, as well as defense and law enforcement. The company's Nevadan project would create 82 new jobs at an average hourly wage of $22.54 and include an approximate capital equipment investment of $625,000. Mr. Thomas was joined by Mr. Glen Abood, Chief Executive Officer, rfXcel, and Mr. Rajiv Bhagat, rfXcel.

Mr. Abood noted rfXcel was founded in 2003 and was currently based in San Ramon, CA. In the past three years the company had grown and was now looking at expansion options. After extensive due diligence, Reno was selected for its lower operating costs, high quality of life, and workforce. Mr. Abood noted the company had also been seeking a state that appreciated its businesses and cared about smaller sized businesses like rfXcel. Although rfXcel's headcount was currently 120 people around the globe, there was significant capability and potential for future growth and expansion. Proximity to the University of

AMERICAN OVERSIGHT

Reno (UNR) was also advantageous for hiring purposes. Mr. Abood noted he was pleased to announce the company had recently signed a five-year lease on a 3,000-square-foot office in south Reno.

Governor Sandoval inquired if the company was looking for partnerships with UNR. Mr. Abood confirmed this was the case for both research purposes as well providing employment opportunities to students graduating in the areas of technology, business, finance, and engineering. The company sought to build a pipeline of UNR graduates and provide summer intern programs. The company also planned to participate in UNR's Capstone program. On the research side, UNR was currently doing innovative work in artificial intelligence (AI), blockchain, and big data. These were all areas of interest to rfXcel. Mr. Thomas had connected the company with the Associate Dean of Engineering and partnership discussions had already commenced. Governor Sandoval encouraged Mr. Abood to also engage with the University of Las Vegas (UNLV) and the Desert Research Institute (DRI) for potential partnerships.

Governor Sandoval asked if blockchain technology would play a part in rfXcel's future. Mr. Abood advised the company was very interested in blockchain in the pharmaceutical space and the food and beverage industry. Within the next few years, there would be blockchain connections and the company was excited to be at the forefront of this.

Governor Sandoval inquired about the specific skill sets sought in employees. Mr. Abood advised the company was seeking to hire people with an Undergrad or Master's degree in software development or electrical engineering for the technical side of their team. The company also sought candidates with skills in program management, finance, sales, and implementation.

Mr. Klaich asked if the company's technology could play a part in curbing the opioid crisis. Mr. Abood confirmed the company had convened a group to focus on public

services, including tracking opiates as they were distributed. rfXcel's technology would enable regulatory authorities to gain deeper insight into the distribution chain across America.

Lieutenant Governor Hutchinson noted the rfXcel had also considered Idaho, Texas, Arizona, Utah, and Washington as potential locations and had selected Nevada overall. As a result, the state now had a company that would offer great jobs, wages, and benefits to many Nevadans.

A MOTION WAS MADE BY MR. KLAICH TO APPROVE THE ABATEMENT APPLICATION OF RFXCEL CORPORATION FOR A SALES TAX ABATEMENT, A MODIFIED BUSINESS TAX ABATEMENT, AND A PERSONAL PROPERTY TAX ABATEMENT AS PRESENTED IN AGENDA ITEM 5F. THIS MOTION WAS SECONDED BY MR. SPECHT. THE MOTION PASSED UNANIMOUSLY.

AMERICAN OVERSIGHT

6. ABATEMENT APPLICATIONS FOR DIRECTOR APPROVAL

A. BERKLEY INTERNATIONAL

- **SALES TAX ABATEMENT**
- **MODIFIED BUSINESS TAX ABATEMENT**
- **PERSONAL PROPERTY TAX ABATEMENT**

Mr. Haskin, NNDA, presented Berkley International (Berkley) and provided an overview of the company and abatements sought.

Berkley is a family owned business that manufactures environmentally friendly molded fiber products. Molded fiber is the most consumer identifiable packaging medium in the market and is made by taking 100% recycled paper, breaking down the paper, blending it with water, reforming and drying the part. Berkley's domestic, state-of-the-art molded fiber manufacturing equipment gave the company the ability to deliver impactful, premium sustainable packaging in a timely and cost-effective manner. In addition to supplying much of the wine packaging to northern California, the company supplied protective packaging for numerous products in Utah and California. In 2016, the Los Angeles Business Journal named Berkley the #1 fastest growing private company in Los Angeles. Berkley's new project would hire 28 employees at an average hourly wage of $22.96 per hour and make an approximate capital equipment investment of $1.6 million. Mr. Haskin was joined by Mr. Eric Berkley, President, Berkley, and Mr. Sean Berkley, Vice President, Berkley.

Mr. E. Berkley advised Berkley International has been in business for five years and planned to locate a new headquarters and manufacturing/distribution facility in Carson City. The company had selected Nevada as its incentive package and utility rates would support future growth. Mr. S. Berkley highlighted Nevada's business friendly climate, affordable land process, strong manufacturing workforce, and geographical desirability. Berkley planned to make the Nevada location its manufacturing hub and seek to grow the company locally.

Governor Sandoval asked where Berkley sourced the feedstock for its product. Mr. S. Berkley advised 100% of the company's material came from recycling depots. Recycled fibers used included recycled newsprint and corrugated boxes.

Governor Sandoval asked about the company's next steps should it be awarded the abatements sought. Mr. S. Berkley advised the company would move forward with its plans for a Carson City facility. The company was currently looking at a building and had also identified a potential backup should any issue arise with the first option.

Governor Sandoval asked when Berkley planned to commence operations and how the company would source its workforce. Mr. S. Berkley advised the company anticipated being operational by the end of 2019. Approximately 90% of the hires would be from the local area.

AMERICAN OVERSIGHT

Director Anderson noted the company had a significant client base in California and asked how this would affect shipping logistics. Ms. S. Berkley advised the company's biggest piece of business was in Napa. Transit was shorter from Carson City to Napa than from the company's Los Angeles facility.

Director Anderson inquired how energy costs and reliability impacted the company's decision. Mr. S. Berkley noted it was a critical consideration and one of the biggest factors in the company seeking a location outside of Los Angeles.

Mr. Don Soderberg noted this was the first time the Board had received two advanced manufacturing facility applications for Carson City. This demonstrated a maturation of the abatement application process.

DIRECTOR ANDERSON APPROVED THE APPLICATION FOR A SALES TAX ABATEMENT, A MODIFIED BUSINESS TAX ABATEMENT, AND A PERSONAL PROPERTY TAX ABATEMENT AS DESCRIBED IN AGENDA ITEM 6A.

B. FANATICS RETAIL GROUP FULFILMENT, LLC

- **SALES TAX ABATEMENT**
- **MODIFIED BUSINESS TAX ABATEMENT**
- **PERSONAL PROPERTY TAX ABATEMENT**

Governor Sandoval noted Agenda Item 6B had been removed from the Agenda.

C. FOX FACTORY, INC.

- **SALES TAX ABATEMENT**
- **MODIFIED BUSINESS TAX ABATEMENT**
- **PERSONAL PROPERTY TAX ABATEMENT**

Mr. Thomas, EDAWN, presented FOX Factory, Inc. (FOX Factory) and provided an overview of the company and abatements sought.
For over three decades, FOX Factory has been an industry leader in the design and development of high-performance shock absorbers and racing suspension products for snowmobiles, mountain bikes, motorcycles, ATVs, UTVs, off-road cars, trucks, and SUVs. The company was a direct supplier to leading power vehicle original equipment manufacturers ('OEMs'). Additionally, the company supplied top bicycle OEMs and their contract manufacturers and provided aftermarket products to retailers and distributors. The project would create 50 new jobs at an average hourly wage of $22.73 per hour and make an approximate capital equipment investment of $482,500. Mr. Thomas was joined by Mr. Dennis Lane, Director, FOX Factory.

AMERICAN OVERSIGHT

Mr. Lane advised the company planned to relocate from its current location in Scotts Valley, CA, to Sparks and establish 65,000 + sq. ft. of distribution operation warehouse space and build out 7,000+ sq. ft. of office space for its operations, service center, and sales department. For the previous few months the company had been performing an extensive location review for their sales, service, and distribution center. Nevada was ultimately selected for its quality of life, affordable real estate, operational costs, and its position as a central shipping hub to the western United States. Additionally, the tax incentives provided crucial savings for FOX Factory to make initial investments to commence operations.

Mr. Lane noted FOX Factory planned to be an active member in its new community. The company looked forward to fostering strong connections with local small business owners, in the bicycle and outdoor communities, along with supporting local business events and gatherings.

Governor Sandoval asked what percentage of employees would be hired locally. Mr. Lane confirmed the majority of the employees would be hired locally with a few relocations from CA.

Lieutenant Governor highlighted that FOX Factory was another well-known, high-quality and high-profile company selecting to locate in the State of Nevada.

DIRECTOR ANDERSON APPROVED THE APPLICATION FOR A SALES TAX ABATEMENT, A MODIFIED BUSINESS TAX ABATEMENT, AND A PERSONAL PROPERTY TAX ABATEMENT AS DESCRIBED IN AGENDA ITEM 6C.

D. HAPPIE HOME, INC.

- **SALES TAX ABATEMENT**
- **MODIFIED BUSINESS TAX ABATEMENT**
- **PERSONAL PROPERTY TAX ABATEMENT**

Ms. Kylie Rowe, Vice President of Communications and Public Affairs, LVGEA presented HAPPIE Home, Inc. (HAPPIE) and provided an overview of the company and abatements sought.

HAPPIE is an acronym for 'Helping All People Promote Independence Every day'. HAPPIE is the Internet of Things (IoT) forming the bridge that connects the Smart, Secure Home of today with the Health, Wellness and Tele-Medicine goals of tomorrow. The HAPPIE system is designed to provide the approx. 43.5 million unpaid caregivers with a hardware, software and AI solutions that enable them to better care for their loved ones, while simultaneously empowering those they care for with the ability to more safely and securely remain in their home, maintaining their independence and enabling them to age-in-place. The company's software included machine language learning, facial and vocal

AMERICAN OVERSIGHT

recognition, and pattern sensing systems. If particular patterns were disrupted, the caregiver would receive an automatic alert from the sensors that were placed within the home. The project would create 51 new jobs at an average hourly wage of $35.18 per hour and include an approximate capital equipment investment of $130,000. Ms. Rowe was joined by Mr. Anthony Rufo President, HAPPIE, and Mr. Craig Marquiz, Outside Counsel to HAPPIE.

Mr. Marquiz advised HAPPIE was a Nevadan company with plans to grow its operations in southern Nevada. The proposed Las Vegas facility would serve HAPPIE's national and global client base and the company would seek to hire and train employees from the local Las Vegas area. The company had already developed relationships with the southern Nevada medical community and the university system including schools of medicine, nursing, and engineering. Additionally, HAPPIE had partnered with the Cleveland Clinic on its Brain Health initiative.
Dr. Havins asked about the status of the HAPPIE Product. Mr. Rufo advised the engineering and architecture were complete. The product was currently patent pending and had a proprietary database and operating system.

Dr. Havins asked when the company anticipated a completed product going to market. Mr. Marquiz confirmed the company was almost finished with the technology development stage and was moving toward manufacturing the product. The company anticipated a producible model by mid-2019. The company was also reviewing cost-effective manufacturing methods to ensure competitive pricing for the wider population along with the best approach to implement the product offer into the market.

Dr. Havins asked if the company had approached any insurance providers. Mr. Marquiz advised they'd had preliminary conversations and were working to present the HAPPIE system as a viable option to help lower health care costs by keeping people in their homes as opposed to inpatient or long-term care facilities.

Mr. Specht asked if the company's manufacturing facility and call center operations would be homegrown in Nevada. Mr. Marquiz confirmed this was HAPPIE's plan.

Lieutenant Governor Hutchison noted he found HAPPIE to be an inspiring business and thought the state of Nevada was the best place to provide such opportunities to families who desperately needed it.

DIRECTOR ANDERSON APPROVED THE APPLICATION FOR A SALES TAX ABATEMENT, A MODIFIED BUSINESS TAX ABATEMENT, AND A PERSONAL PROPERTY TAX ABATEMENT AS DESCRIBED IN AGENDA ITEM 6D.

AMERICAN OVERSIGHT

E. JAMES LOUDSPEAKER LLC

- **SALES TAX ABATEMENT**
- **MODIFIED BUSINESS TAX ABATEMENT**
- **PERSONAL PROPERTY TAX ABATEMENT**

Mr. Haskin, NNDA, presented James Loudspeaker, LLC (James Loudspeaker) and provided an overview of the company and abatements sought.

James Loudspeaker is a designer and manufacturer of custom installation loudspeaker products. For nine years, the company had been designing, manufacturing, and marketing specialized and very high-performance loudspeaker products for the custom home installation market. Using the latest in material technology and patented designs, the company produced a wide range of products. The company had over 700 US and Canadian dealers and distributed worldwide in over 50 countries. The project would create 16 new jobs at an average hourly wage of $25.92 per hour and include an approximate capital equipment investment of 650,000. Mr. Haskin was joined by Mr. Jay Wessell, Chief Operating Officer, James Loudspeaker.

Mr. Wessell advised James Loudspeaker was in the process of relocating its Napa, CA facility to Minden. The company had been operating in Napa for 22 years. However, it had decided to relocate and commenced looking for a new business friendly operating environment with good lifestyle options for its employees. James Loudspeaker operated in an entrepreneurial environment and employed a significant number of young people with young families. Nevada offered a good cost of living and a high quality of life. The company had recently purchased a building in Minden's Meridian Business Park and planned to make this location its corporate headquarters. The Minden facility would house the company's design, engineering, manufacturing, assembly, service and general/administrative operations.

Governor Sandoval asked how the company marketed its services and attracted its client base. Mr. Wessell advised, in conjunction with its website, the company operated via custom installers. The company would not sell products or retail directly from its Minden location. Clients would be referred to a dealer or representative in the first instance.

Mr. Klaich noted that some aspects of a company's abatement application aren't always apparent until a company presents to the GOED Board. Mr. Wessell's presentation demonstrated how much James Loudspeaker cared for its employees and was focused on providing a safe, productive environment to live, own houses, and raise children. This kind of company was an asset to Nevada.

Director Anderson noted Nevada needed companies, such as James Loudspeaker, that were producing great products and employing people at good wages with quality benefits. It was these jobs that attracted import dollars and grew the Nevada economy.

AMERICAN OVERSIGHT

DIRECTOR ANDERSON APPROVED THE APPLICATION FOR A SALES TAX ABATEMENT, A MODIFIED BUSINESS TAX ABATEMENT, AND A PERSONAL PROPERTY TAX ABATEMENT AS DESCRIBED IN AGENDA ITEM 6E.

F. OWNED OUTCOMES, INC.

- **SALES TAX ABATEMENT**
- **MODIFIED BUSINESS TAX ABATEMENT**
- **PERSONAL PROPERTY TAX ABATEMENT**

Mr. Ursem, LVGEA, presented Owned Outcomes, Inc. (Owned Outcomes) and provided an overview of the company and abatements sought.

Owned Outcomes was founded for the purposes of serving healthcare providers and payors in their efforts to deliver accessible, affordable and applicable care for citizens around the country and to improve healthcare by uniting various constituents through data insights. Owned Outcomes was a software company that helped participating organizations be successful at various forms of value-based care including bundled payments. Owned Outcomes was currently helping providers serve patients in 31 states through 10,000+ physicians representing more than $10bn of medical spend. The project would create 12 new jobs at an average hourly wage of $35.15 per hour and include an approximate capital equipment investment of $129,000. Mr. Ursem was joined by Ms. Anita Pramoda, Chief Executive Officer, Owned Outcomes.

Ms. Pramoda advised the company was founded in Las Vegas in 2014. Since inception, the business has grown to 15 Las Vegas-based employees and derived all its revenues from non-Nevadan customers. Owned Outcomes was exploring the option to expand operations in southern Nevada including expansion of its current 2,000-square-foot facility to a 6,000 plus square-foot facility within the forthcoming months.

Governor Sandoval asked if the company has seen better patient outcomes, cost savings, and efficiencies as a result of its software. Ms. Pramoda stated the company had seen improvements on virtually every single front in terms of the quality metrics medical professionals look to along with the tools and processes to provide patients the correct care at the right time.

Governor Sandoval inquired about the reception from health care providers and hospital representatives. Ms. Pramoda noted the company had received a warm welcome from their partners, both the payers and providers. Using a decision support system, and an augmentation system, equated to predictive and explanatory models. When the model made recommendations, 94% of the models got accepted and those care decisions were passed right through into operation. This was one example of the positive reception experienced.

AMERICAN OVERSIGHT

Dr. Havins asked if the company had been able to use the models to predict more accurately post-operative treatment of pain and medication regulation. Ms. Pramoda advised Owned Outcomes had not started working on pain yet. The company was currently focusing on hospital-acquired infections and social determinants of health.

Governor Sandoval asked if Ms. Pramoda was aware of the Healthy Nevada Project. Ms. Pramoda advised she had just started learning about it. The company was eager to connect with them and offer its support.

Director Anderson thanked the company for its application and noted Owned Outcomes had crafted an amazing application of big data.

DIRECTOR ANDERSON APPROVED THE APPLICATION FOR A SALES TAX ABATEMENT, A MODIFIED BUSINESS TAX ABATEMENT, AND A PERSONAL PROPERTY TAX ABATEMENT AS DESCRIBED IN AGENDA ITEM 6F.

7. WORKFORCE INNOVATION FOR NEW NEVADA (WINN) FUND PROGRAM FOR BOARD APPROVAL

A. REQUEST APPROVAL TO ENTER INTO AGREEMENT WITH UNLV FOR DEVELOPMENT OF A POPULATION HEALTH TRAINING PROGRAM – FUNDING NOT TO EXCEED $900,000.

INTRODUCE ITEM

Ms. Stacy Bostwick, Workforce Development Program Coordinator, GOED, presented Agenda item 7A and provided an overview of the WINN Fund application.

PROGRAM OVERVIEW

Ms. Bostwick advised the application was a result of a year-long effort to develop a new nursing leadership strategy to both address nursing faculty needs and establish a new pipeline of nurses with competencies in clinical research administration, genetics counseling, data analytics, and health information technology. Nursing is the foundation of the health care system and strategies must be developed to ensure investments in the physician workforce are complemented by investments to strengthen and diversify the nursing workforce. Post bachelor and graduate nursing students at the UNLV School of Nursing (UNLVSON) would be targeted for this program with the certified nursing instructor train-the trainer certification as a mandatory requirement. This approach provided healthcare professionals with the skills needed to address existing shortages, increased the nursing educator pipeline at the onset, and addressed the state-wide shortage of nursing educators for certified nursing assistant programs.

AMERICAN OVERSIGHT

INTRODUCE INDUSTRY SUPPORT

In support of the application, Ms. Bostwick was joined by Dr. Angela Amar, Dean of UNLVSON; Ms. Marcia Turner, Chief Administrative Officer, University Medical Center (UMC); Dr. Saju Joseph, General Surgery Residency Program, Valley Health Systems (VHS); and Ms. Carolyn Sabo, Professor and Director of Strategic Initiatives, UNLVSON.

BOARD QUESTIONS

Governor Sandoval asked why UNLV wasn't funding this program in the first instance. Dr. Amar stated UNLV, UNR and the Community College system were currently funding the basic education for nurses and prepared students for generalist practice in alignment with the national standards. The WINN funding would support strategic upskilling. The focus was on the future of the workforce, aligning the workforce with the needs of the population and providing an opportunity to individualize and personalize curriculum for the needs of the Nevadan population.

Governor Sandoval asked if UNR would also offer this program. Dr. Amar advised this was the case and noted the UNR School of Nursing Dean and she had made an agreement to partner in bettering nursing for the state. Additionally, private universities, such as Touro, also planned to offer the new certificates.

The Governor asked how many nurses the proposed program would serve. Dr. Amar advised approximately 280.

Lieutenant Governor Hutchison asked where the 280 nurses would get their education if the program's WINN funding was not approved. Dr. Amar noted the training was offered outside the state. However, there were currently no such programs within Nevada. If the proposed program went forward it would be very beneficial. Needs were going to steadily increase as the population aged and as Nevada attracted different business to the state. This program will ensure a pipeline of nurses with the required skillsets.

Dr. Amar advised nursing shortages were often due to shortages in faculty. One proposal objective would be to build clinical preceptor, clinical nurse, and education programs to produce more educators for residences in UNLV's programs.

Mr. Klaich advised he was unable to support the application. It was his belief the WINN funding program was established for Nevada's community colleges who were traditionally underfunded compared with the universities. Mr. Klaich noted, although the WINN statutory language indicated a qualified provider was 'any institution within the Nevada system of higher education' he would not be supporting the application.

AMERICAN OVERSIGHT

Dr. Havins asked Director Anderson whether WINN funding was intended solely for community colleges. Director Anderson advised it was created and intended for workforce development. There was no statute limiting usage. The WINN funds had historically been awarded to a variety of learning institutions.

Mr. Klaich noted his vote was certainly not a reflection on the quality or the need for this program, and commended Ms. Turner for all the work she had done in the medical community.

CLOSING STATEMENT

Governor Sandoval stated when the original economic development plan was introduced a main focus area was the enhancement and growth of the medical sector. Governor Sandoval hoped the approval of this application would act as catalyst in terms of producing the nursing professionals and creating more opportunities for Nevadans to enter these fields. As this was the 'right investment at the right time, it was also hoped the system of higher education would also invest in this program.

NOTE IF ANYONE IS ABSTAINING

Dr. Bennett advised she would be abstaining from voting on Agenda item 7A as some of the funding would be directed to the Guinn Center for Public Policy Priorities and she currently served on its Advisory Council.

BOARD MOTION

A MOTION WAS MADE BY MR. BARRETT TO APPROVE THE REQUEST TO ENTER INTO AN AGREEMENT WITH UNLV FOR DEVELOPMENT OF A POPULATION HEALTH TRAINING PROGRAM, FUNDING NOT TO EXCEED $900,000, AS PRESENTED IN AGENDA ITEM 7A. THIS MOTION WAS SECONDED BY SECRETARY OF STATE CEGAVSKE. THE MOTION PASSED, WITH MR. KLAICH OPPOSING AND DR. BENNETT ABSTAINING.

B. **WORKFORCE INNOVATION FOR THE NEW NEVADA (WINN) FUND PROGRAM FOR BOARD APPROVAL –** Request approval to enter into agreement with College of Southern Nevada (CSN) for development of a Pre-Hospital Care and Preparedness program - Funding not to exceed $350,000.

Ms. Bostwick, GOED, presented Agenda item 7B and provided an overview of the WINN Fund application.

AMERICAN OVERSIGHT

CSN will partner with Valley Health Systems (VHS) Graduate Medical Education (GME) program to develop a Point of Care Ultrasound (POCUS) training certificate course with emphasis on pre-hospital clinical care models. CSN's training consisted of a 'train the trainer' partnership with the VHS GME, that would focus upon providing Emergency Room (ER) physicians, CSN faculty, and CSN Paramedic Medicine students with skilled training in using portable ultrasonography at a 'patient's bedside', whether it is in an ambulance in route or a hospital setting. Subsequent cohorts of CSN students would receive POCUS training by CSN faculty. The VHS GME program would develop a POCUS training certification course to be incorporated into CSN's Associates of Science (AAS) and Certificate of Achievement (CA) Paramedic Medicine curriculum. The training was designed to address new pre-hospital clinical care models in both Nye and Clark County. CSN students who were currently enrolled in the Paramedic AAS and CA Programs would be eligible to participate in POCUS. The VHS GME program would recruit and identify resident physician candidates for the training program. Both CSN and VHS GME would work with other local partners to offer the training program following the initial cohort.

In support of the application, Ms. Bostwick was joined by Dr. Joseph, VHS, and Ms. Clarissa Cota, Interim Vice President for Academic Affairs, CSN.

Dr. Joseph noted VHS was the second largest employer in Nevada. Its primary focus was high-quality care at the lowest cost. The WINN Fund proposal supported this. In the pre-hospital setting, specifically in rural areas, the triage of patients and swift delivery of care was crucial. Emergency Medical Services (EMS) first-responders provide much more than transport. Today, they were advanced, high-level medical professionals and an integral part of the health care team. VHS had partnered with CSN to develop this curriculum. The goal was to train CSN faculty, teach EMS students the required skillsets, and provide the equipment necessary to ultimately save money and lives within the community.

Ms. Cota stated CSN had a long history of training the future workforce, and the first-responder/paramedic medicine program was an integral part of this. The VHS partnership and WINN proposal offered a unique and exciting opportunity for CSN.

BOARD MOTION

A MOTION WAS MADE BY MR. BARRETT TO APPROVE THE REQUEST TO ENTER INTO AN AGREEMENT WITH CSN FOR DEVELOPMENT OF A PRE-HOSPITAL CARE AND PREPARDEDNESS PROGRAM, FUNDING NOT TO EXCEED $350,000, AS PRESENTED IN AGENDA ITEM 7B. THIS MOTION WAS SECONDED BY LIEUTENANT GOVERNOR HUTCHISON. THE MOTION PASSED UNANIMOUSLY.

AMERICAN OVERSIGHT

C. **WORKFORCE INNOVATION FOR THE NEW NEVADA (WINN) FUND PROGRAM FOR BOARD APPROVAL –** Request approval to enter into agreement with Touro University for development of a Pre-Hospital Care and Preparedness program - Funding not to exceed $350,000.

Ms. Bostwick presented Agenda item 7C and provided an overview of the WINN Fund application.

The Regional Disaster Life Support Center at Touro University Nevada provided educational courses certified by the national accrediting entity, the National Disaster Life Support Center. Certification courses were available to health care providers, first responders, law enforcement, and other community members. Courses focused on how to prepare for, and better manage, a public health emergency or mass casualty disaster. The goal was to achieve and promote world-wide excellence in education, training, research and response related to disaster medicine and public health preparedness based on competency-based educational principles, scientific evidence, and the best clinical and public health practices. The centers had been created across the United States in the wake of the 9/11 disaster and were considered the 'gold standard' for training health professionals and first responders. The National Disaster Life Support courses were developed through collaboration between four universities, and several of the centers were affiliated with medical schools around the country.

Touro University would partner with the VHS, and local partners, to provide certified training in basic and advanced disaster life support. Training components included team-based approaches to pre-hospital care management. In the case of clinicians and first responders, some of the team-based skills and competencies gained during this training were transferrable to other aspects of clinical care. VHS intended to train all incoming physician residents hired as part of the state's recent investments in GME expansion. Upon hiring, physician residents would complete the basic and advanced certificates in disaster life support as part of their orientation. In support of the application, Ms. Bostwick was joined by Dr. Joseph, VHS.

Dr. Joseph noted having a physician workforce equipped to deal with natural disasters was crucially important as was providing the necessary infrastructure to build this workforce.

Dr. Havins stated he would be abstaining from voting on Agenda item 7C due to his employment with Touro University.

A MOTION WAS MADE BY MR. SPECHT TO APPROVE THE REQUEST FOR APPROVAL TO ENTER INTO AN AGREEMENT WITH TOURO UNIVERSITY FOR DEVELOPMENT OF A PRE-HOSPITAL CARE AND PREPARDEDNESS PROGRAM, FUNDING NOT TO EXCEED $350,000, AS PRESENTED IN AGENDA ITEM 7C. THIS MOTION WAS SECONDED BY MR. KLAICH. THE MOTION PASSED WITH DR. HAVINS ABSTAINING.

AMERICAN OVERSIGHT

D. **WORKFORCE INNOVATION FOR THE NEW NEVADA (WINN) FUND PROGRAM FOR BOARD APPROVAL –** Request approval to enter into agreement with Great Basin College (GBC) for development of Commercial Driver's License program - Funding not to exceed $375,000.

Ms. Bostwick presented Agenda item 7D and provided an overview of the WINN Fund application.

Area mining companies had approached GBC to reinstate its training for a high-quality Commercial Driver's License (CDL). These companies heavily relied on competent truck drivers to provide the transportation of goods into and out of their mine sites for all mining operations. There was currently a nation-wide shortage of truck drivers (453 average annual openings), and the entire area of northeastern Nevada had been affected (164 average annual openings throughout all of GBC's outreach counties). GBC had to end its training in 2017. The closest training programs currently available to the area were in Sparks, Reno, Las Vegas, or out of state in Salt Lake City, Utah. Due to the high-quality drivers GBC was previously able to produce through its proven training program, area mining companies had indicated a preference to invest in GBC's program, rather than seek training in distant metropolitan areas. As such, several companies were willing to address the shortage of drivers by creating a consortium of mining and trucking companies that could work toward a sustainable training model.

The GBC CDL Training Program would provide basic knowledge of tractor/semi-trailer operation, proper maintenance and operation of motor cargo equipment, principles of routine vehicle inspections, review of the Rules and Regulations of the Department of Transportation, and other federal and state regulatory agencies. Students would also learn vehicle operations, how to couple and uncouple of units, how to park and secure the vehicle under normal conditions, and safety procedures as defined by the Occupational Safety and Health Act. Recruitment into the program would occur by referrals from industry partners as well as community agencies such as JOIN, DWSS and Nevada JobConnect.

In support of the application, Ms. Bostwick was joined by Mr. Bret Murphy, Dean of Business and Technology, GBC and Mr. David Campbell, Vice President and General Manager; Pilot Thomas Logistics.
Mr. Murphy noted community business leaders, in the mining and trucking industry, had been integral in developing the CDL Driver Training Program

Mr. Campbell highlighted the demand for qualified truck drivers in the entire US and particularly Nevada. The truck driver pool was rapidly depleting due to an aging workforce. Mr. Campbell advised 70% of his drivers were over the age of 50. These positions paid approximately $83,000 to $100,000 per year.

AMERICAN OVERSIGHT

Secretary of State Cegavske noted the opportunities this program would provide for people located in Nevada's the rural areas.

Dr. Bennett agreed the program was critical to the mining industry and a vital step towards addressing a statewide problem. However, Dr. Bennett had been advised by the Board's Deputy Attorney General (DAG) she should abstain from voting due to her position as President of Nevada Mining.

A MOTION WAS MADE BY SECRETARY OF STATE CEGAVSKE TO APPROVE THE REQUEST TO ENTER INTO AN AGREEMENT WITH GBC FOR DEVELOPMENT OF A COMMERCIAL DRIVER'S LICENSE PROGRAM, FUNDING NOT TO EXCEED $350,000, AS PRESENTED IN AGENDA ITEM 7D. THIS MOTION WAS SECONDED BY DR. HAVINS. THE MOTION PASSED WITH DR. BENNETT ABSTAINING.

E. WORKFORCE INNOVATION FOR THE NEW NEVADA (WINN) FUND PROGRAM FOR BOARD APPROVAL – Request approval to enter into agreement with Truckee Meadows Community College (TMCC) for expansion of Re-Entry Workforce Development program - Funding not to exceed $190,000.

Ms. Bostwick presented Agenda item 7E and provided an overview of the WINN Fund application.

TMCC received a WINN grant approval May 2018 to provide ReEntry educational and technical skills training for 30 males involved in the justice system. The pilot project was designed to address the recidivism rate resulting from lack of training and job placement for those recently released from incarceration. The pilot project was currently serving 20 males, of which seven had successfully completed forklift operations certification and three had successfully completed OSHA certification. TMCC was requesting funding to support a ReEntry and Diversion Phase II program to serve an additional 27 individuals in the justice system (target 10 female and 17 males) and provide educational and technical skills training in Logistics, Auto/Diesel Mechanics, and HVAC/R. TMCC partners in this effort included Desert Air LLC, a local HVAC and Plumbing business, and Penske, a local Truck Rental and Logistics Solutions business. Both had committed to employing and paying a living wage to students who completed the necessary certifications to work in their businesses.

The ReEntry and Diversion Phase II program was designed to provide participants with foundational support and work-related skills necessary to seek and retain gainful employment while filling gaps in workforce demands for TMCC employer partners.

All participants were required to attend and complete a 16 week 'Getting Ahead' program as a prerequisite. Getting Ahead was based on the nationally recognized Bridges Out of Poverty program. Getting Ahead enabled participants, to examine their own experience of poverty as well as explore issues in the community that impact poverty, such as banking, housing, jobs, transportation, through an assessment of their own resources and how to build those resources as part of their move to self-sufficiency. Getting Ahead would provide participants with a foundation for determining whether

AMERICAN OVERSIGHT

they have the support and resources necessary to pursue and complete a certificate program. TMCC program staff were currently working on the development of an assessment tool, that could be used to determine levels of college readiness for potential participants. Participants would be advised of the three industry training areas available and upon their selection would receive basic computer literacy and financial literacy instruction to prepare them for class. Upon enrollment in the participants would also have access to TMCC Student Services resources including Financial Aid and Scholarships; Tutoring and Learning Center; Counseling (including referrals/access to childcare, transportation, and the campus food pantry) and career services (resume writing, job fairs).

TMCC would conduct outreach and marketing to the current agency partners Nevada State Parole and Probation, Washoe County Specialty Courts, and Northern Nevada Transitional Housing Facility) notifying them of Phase II of this program.

In support of the application, Ms. Bostwick was joined by Ms. Camille Vega, Reentry Coordinator, TMCC; Lieutenant Jonathan Wilson, Facility Manager, Northern Nevada Transitional Housing (NNTH); Ms. Patricia White, Manager, Desert Air; Mr. Randall Stubbs, Private Citizen and TMCC Student, and Mr. Enrique Buenrostro, Private Citizen and TMCC Student

Ms. Vega advised the ReEntry program had gained significant momentum since the initial WINN application approval in May 2018. There had been meetings with various colleges and Department of Corrections officials to develop a statewide education plan for both incarcerated individuals and those on parole and probation. The first ‘class’ of 21 had completed their OSHA and forklift training and many had completed the steps for certification in their chosen fields. Ms. Vega stated the initial program had been so successful, there was now a waiting list of people from state parole and probation, federal supervised release, and various courts. The program would be expanded to include funding for women and the curriculum would be expanded to HVAC and diesel along with the logistics manufacturing, and food service programs.

Mr. Stubbs, Citizen and TMCC student, shared his post-incarceration experiences, highlighting the importance of his educational opportunities. When he was transferred to NNTH he enrolled in the P3 manufacturing program and was then accepted into the TMCC Justice Involved Vocational Education Program (JIVE) program and would shortly be graduating. Mr. Stubbs currently had a full-time job and would continue to work and go to school. His plan was to pursue a degree in manufacturing and continue to be an example for his friends and family. Mr. Stubbs stated he owed his success to the JIVE program and TMCC.

Governor Sandoval noted he was very proud of Mr. Stubbs, the example he was setting, and the perseverance and courage he had shown by appearing before the Board. Mr. Stubbs was a model for what the WINN Program was trying to accomplish. Governor Sandoval wished Mr. Stubbs the best of luck and noted he looked forward to seeing his further successes.

AMERICAN OVERSIGHT

Mr. Buenrostro, Citizen and TMCC student, advised he'd first started in the program when his federal probation sent him to TMCC. The program had changed his life and he was now a full time TMCC student completing an HVAC course. He would complete his HVAC certification in May 2019. He was also working at Desert Air full time and noted he owed his success to Ms. Vega and the overall program.

Ms. White, Desert Air, had high praise for the program and its graduates. She noted it was difficult to find qualified people with the education and certification to do the required work. The TMCC program was thorough and its graduates were highly competent. Employers were aware of this and the demand for participants was growing. Desert Air believed all people deserve a second chance and that the ReEntry program worked.

Governor Sandoval thanked Ms. White for her company's willingness to participate and promote this program and commended Mr. Buenrostro for his success, achievements and how far he had come in such a short time. For those on parole, the success rate was exponentially greater when they had a good job and could earn a living.

Governor Sandoval noted the attendance and testimony of Mr. Enrique and Mr. Stubbs had ended the GOED Board meeting on a high note and highlighted the WINN Program had been designed to benefit the people and businesses of Nevada and provide opportunities to everybody.

A MOTION WAS MADE BY SECRETARY OF STATE CEGAVSKE TO APPROVE THE REQUEST TO ENTER INTO AN AGREEMENT WITH TMCC FOR AN EXPANSION OF THE REENTRY WORKFORCE DEVELOPMENT PROGRAM, FUNDING NOT TO EXCEED $190,000, AS PRESENTED IN AGENDA ITEM 7E. THE MOTION WAS SECONDED BY MR. BARRETT. THE MOTION PASSED UNANIMOUSLY.

8. DIRECTOR'S REPORT

Director Anderson encouraged the GOED Board Members to review the Knowledge Fund report included in their packets. This comprised information on all existing Knowledge Fund programs and the plans for these moving forward.

Director Anderson highlighted the industry involvement with the WINN funding proposals. This was a key piece as it demonstrated the program's ability to meet the needs of businesses and develop employment pipelines for Nevadan employers.

AMERICAN OVERSIGHT

#1 FORMAT REMAINS THE SAME FOR EAHC MEETING
#2 THERE IS SOMETIMES A COMMENT

9. STATE OF NEVADA UNEMPLOYMENT RATE UPDATE – as established by the Research and Analysis Division of the Nevada Department of Employment, Training and Rehabilitation

#1 Agenda item 11. was for information only. GOED was committed to providing this information for each Board meeting.

#2 Governor Sandoval again highlighted the statewide unemployment rate was the lowest it had been since 2007.

10. PUBLIC COMMENT

Lieutenant Governor Hutchison thanked Governor Sandoval for his service and noted he was exactly the right person, at the right time, to lead the state through a recession and bless the lives of so many Nevadans from an economic development standpoint. Governor Sandoval noted Secretary of State Cegavske, Lieutenant Governor Hutchinson, Mr. Klaich and he had commenced the economic development journey together in 2011. He also noted Mr. Soderberg's Cabinet service and Director Anderson's service in the Nevada legislature. Governor Sandoval highlighted the GOED Board's passion for the State of Nevada and stated he was honored and humbled to Chair the GOED Board.

ADJOURNEMENT MOTION FORMAT IS SAME FOR EACH MEETING

11. ADJOURNMENT

A MOTION WAS MADE BY SECRETARY OF STATE CEGAVAKE TO ADJOURN THE MEETING. THIS MOTION WAS SECONDED BY LIEUTENANT GOVERNOR HUTCHISON. THE MOTION PASSED UNANIMOUSLY.

AMERICAN OVERSIGHT

Stephanie M. Klapstein

From: alosoya@ltgov.nv.gov
Sent: Friday, October 19, 2018 10:36 AM
To: MHutchison@hutchlegal.com
Cc: kvanry@ltgov.nv.gov; jstmartin@ltgov.nv.gov; ddeschamps@ltgov.nv.gov
Subject: DOB October 19, 2018

DAILY OPERATIONS BRIEF

LIEUTENANT GOVERNOR MARK HUTCHISON

Friday, October 19, 2018

Scheduling & Daily Notes

9:00 a.m. – Nevada Commission on Homeland Security (LG to participate telephonically)

LG in the News

N/A

Messaging

N/A

Nevada News

AMERICAN OVERSIGHT

Tourism News

- Primm lotto store draws crowds ahead of Mega Millions drawing (Review Journal)

Economy/Economic Development News

- As holidays near, retailers and call centers ramp up seasonal hiring (Review Journal)
- Sandoval: Nevada on track to be leader in smart-city tech (Review Journal)
- Analysts say proposed Landry's-Caesars merger would boost earnings (Review Journal)

Homeland Security News

- Election security key issue in Nevada secretary of state race (Review Journal)

Education News

- CCSD trustees put underperforming charter schools on notice (Review Journal)

Energy/Environment

- Air Force finalizes plan to take big bite of Nevada wildlife refuge (Review Journal)

Nevada Politics

- Schieve, Lorton trade barbs on debt, homelessness and growth at Reno mayoral debate (The Nevada Independent)
- In deep red Elko, Republicans — and the rare Democrats — prepare for Trump visit (The Nevada Independent)
- Debate hosted by sex workers doesn't go as planned, opposition refuses to attend (News 4)

Misc. Nevada News

- Lyon County: A third of prostitutes registered in 2017 had red flags of possible human trafficking (The Nevada Independent)
- Nevada high court rules for public access to retirement records (Review Journal)
- Clark County launches gamblers diversion court (Review Journal)

National & International News

AMERICAN OVERSIGHT

Tourism News

- Booking.com reveals eight travel predictions for 2019 (Travel Industry Wire)

Economy/Economic Development News

- Some Sears suppliers keep their distance after bankruptcy (Bloomberg)
- Consumer staples lead Wall Street rebound (Reuters)
- Treasury releases guidance on 'opportunity zone' program created by Trump tax law (The Hill)

Homeland Security News

- FDA and DHS increase coordination of responses to medical device cybersecurity threats under new partnership; a part of the two agencies' broader effort to protect patient safety (U.S. Food & Drug Administration)

Energy & Environment News

- Interior Department sued over withholding details on trophy permits, endangered species (The Hill)

Cybersecurity News

- States seek to reassure voters' cyber concerns ahead of critical midterms test (The Hill)
- Top DHS official Chris Krebs says ensuring election security is a "race without an end" (CBS News)

Health News

- 2018: The health care election (CNN)

Misc. News

- U.S. Mega Millions jackpot hits $1 billion hours before drawing (Reuters)

# # #

AMERICAN OVERSIGHT

Stephanie M. Klapstein

From: 2018 Milken Institute Global Conference <app@milkeninstitute.org>
Sent: Monday, April 23, 2018 4:08 AM
To: dan@dan4nevada.com; dschwartz@nevadatreasurer.gov
Subject: Download the Milken Institute Global Conference App

Dear Daniel Schwartz,

Download Our App!

See the agenda, speakers, program updates, maps, and more!

NEW! Connect with participants

Customize your profile & build your agenda

AMERICAN OVERSIGHT

Only attendees who have opted-in to the networking feature can be reached; Milken Institute does not share contact details with other attendees, sponsors or media. Please note that you can update your preferences at any time.

ACCESS YOUR PROFILE AND BEGIN NETWORKING

Username: dan@dan4nevada.com
Password: HHNB6YS7VHC
Login URL: http://connect.jujama.com/MIGlobalConference2018

DOWNLOAD THE MOBILE APP

To download the mobile app, click the buttons below or use the QR code that relates to your device. You can also visit the website version, by clicking here.

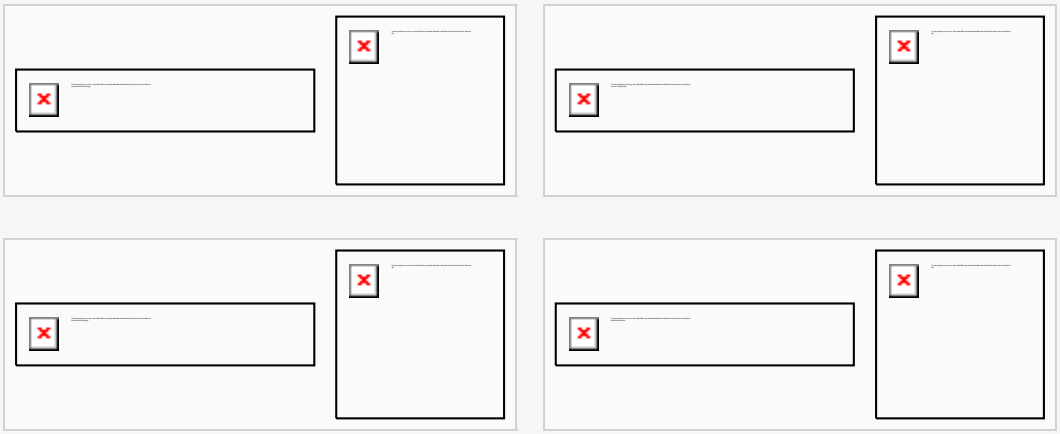

Your privacy is important to us. Please review the Milken Institute Privacy Policy.

#MIGlobal

MILKEN INSTITUTE
SANTA MONICA | WASHINGTON | LONDON | SINGAPORE

AMERICAN OVERSIGHT

©2018 Milken Institute. All rights reserved.
1250 Fourth Street | Santa Monica, CA 90401 | +1 310 570 4600

JUJAMA Mobile Apps. | Learn more about this app

If you feel you have received this email in error or you would like to be removed from future emails, please contact the conference administrator.

AMERICAN OVERSIGHT

NV-DA-20-0615-A-000895

Stephanie M. Klapstein

From: Stocks, Holli <HStocks@dot.nv.gov>
Sent: Wednesday, November 28, 2018 2:50 PM
To: Christina Davis; Andrew Clinger; nlinan@ltgov.nv.gov; 'Michelle Mann'; 'Frank Martin'; Karen Severin; Sabrina Santiago; Len Savage; Emil Almberg
Subject: Draft Minutes
Attachments: Draft Minutes.pdf

Good Afternoon – Here are the draft minutes that will be voted on at the December 3 Board Meeting. I apologize for the delay and that they had to be sent under separate cover. Please let me know if I can be of further assistance. Have a great day!

Holli Stocks
Asst. to the Director
Nevada Dept. of Transportation
775-888-7440

This communication, including any attachments, may contain confidential information and is intended only for the individual or entity to whom it is addressed. Any review, dissemination or copying of this communication by anyone other than the intended recipient is strictly prohibited. If you are not the intended recipient, please contact the sender by reply e-mail and delete all copies of the original message.

AMERICAN OVERSIGHT

Transcript of Nevada Department of Transportation
Board of Directors Meeting
November 14, 2018

Governor Brian Sandoval
Lt. Governor Mark Hutchison
Controller Ron Knecht
Frank Martin
Virginia Valentine
Len Savage
BJ Almberg
Rudy Malfabon
Bill Hoffman
Dennis Gallagher

Sandoval: Good morning, ladies and gentlemen. I will call the Department of Transportation Board of Directors Meeting to order. Can you hear us loud and clear in Carson City?

Hoffman: Yes, we can.

Sandoval: And this may be a first, with the entire Board in Southern Nevada for a meeting, correct?

Malfabon: I think it's the second, other than the Project NEON approval.

Sandoval: All right. Well, why don't we commence with Agenda Item No. 1 which is the Director's Report. Director Malfabon.

Malfabon: Thank you, Governor. Good morning Board Members. Get this up there. Let's first start out with some emergency operations information. Those of you up north know there was an incident involving a Washoe County Sherriff's helicopter, when they were escorting Vice President Pence back to the Reno area, the helicopter clipped some power lines. NV Energy is going to repair those power lines this upcoming weekend. Serious traffic impacts are expected because they have to shut down the highway between Reno and Carson City. Unfortunately, there's no good alternative routes available because of where the power lines are located. You can't get to the old highway, let alone I-580.

We're using our dynamic message signs along the freeway in Carson City and in Reno to let people know that this work is going to be going on this weekend with closures in the morning, 7:00 AM to 1:00 PM on Saturday and Sunday. We'll

DRAFT

AMERICAN OVERSIGHT

have a press release to give more details on that, but those power lines need to be repaired by NV Energy.

The federal update. So, we're currently under a continuing resolution funding surface transportation in the United States until December 7th. We expect the lame duck Congress to pass the actual appropriations bill for this current federal fiscal year. With the change in the House, we're hearing that the Democrat Party Leadership is in support of an infrastructure bill in the next Congress. They still have to work in a bipartisan manner to get that approved by the Senate. Peter DeFazio from Oregon will be the Chair of the House Transportation and Infrastructure Committee and he's been supportive of spending on infrastructure as well.

A little update on Xpress West just bought the rights to—the rights to Xpress West Project were purchased by Brightline. It's a company out of Florida that runs passenger rail. They're in that state. We're having preliminary discussions with them about a Memorandum of Understanding on how we're going to work together to support the project. We anticipate that they're going to get into the I-15 right-of-way, we'll work with them on that, as well as the design reviews, any kind of changes to existing projects that we have planned in that corridor. We have some interchanges on I-15 south of Las Vegas to still construct in the coming years and they'll be impacted by the—whether the location of the rail project impacts them or not. We'll have to work that out. Obviously funding is a major issue on this project, but they're hopeful that they'll start construction soon, once they get that funding situation settled.

A different Xpress project, Spaghetti Bowl Xpress. Wanted to give an update to the Board. The draft environmental impact statement has been posted for public review. It's a big step in the process for getting environmental clearance from the federal government. A public hearing scheduled for December 12th at the Reno Sparks Convention Center and that's from 3:00 PM to 7:30 PM, with two live broadcasts on Facebook Live from the presentations. They'll be initially given at 3:30 and then repeated at 5:30 PM. So, folks that can't make it down there to the Convention Center can watch online and see the presentation. The comment period will be open until January 15, 2019. Our environmental staff and the agencies that have been cooperating with us on this document have done an amazing job to fast track this environmental clearance. Wanted to thank them for

DRAFT

AMERICAN OVERSIGHT

their efforts. We're getting close to a federal decision from the Federal Highway Administration early next year.

As far as the I-80 Unsolicited Proposal, this is as a reminder, just for the widening that's proposed by—as a public/private partnership on I-80, east of Sparks. We'll have a presentation next month at the Transportation Board for you to consider on what actions to take on this, but we are just wrapping up all the reviews and the—both financial and technical on this and we'll have more information for the Board's consideration next month.

We recently went to the Interim Finance Committee. When we had the Shared Radio System budgeted in our biennial budget request for the current biennium, we didn't know the exact cost yet; we hadn't negotiated the agreement. Subsequently, the Board has approved that contract with Harris and now we know the cost. So, we went back to the Interim Finance Committee, for the budget authority for this current fiscal year and received that as well as—explained the funding split. They wanted to know how it was going to be split between the State Highway Fund and the General Fund Agencies that rely on this shared radio system. So, that went well. I testified along with the technical staff from Traffic Operations to get that approved and we're on way with that contract now.

We have an update on—the bids were opened for the widening of US-50 from Roy's Road to US-95A. Granite Construction is the apparent low bidder at about $50 million bid there. We got good competitive bids on that. We're conducting the bid analysis currently with our staff and we'll have the request to award before this Transportation Board next month. We're excited about getting that project underway next year.

We had a tragic event this last weekend with a triple fatality at Thomas Creek Road and Mount Rose Highway. Wanted to mention some of the things that we've been doing to improve safety along this corridor. You may recall in May of this year, we had a fatal crash at a different intersection on Mount Rose Highway, but I, after that crash, I reviewed the corridor with Thor Dyson when he was still District Engineer and requested that we do a review with our safety staff of some—what safety improvements that we could do. Do it as a corridor assessment.

So, they did a road safety assessment that was conducted in July. We received the draft report recently in October and I directed staff to proceed with the early

DRAFT

AMERICAN OVERSIGHT

action items, like lighting improvements and signage improvements and then look at any major improvements that could be added to the Statewide Transportation Improvement Program.

We had an initial meeting with some of the stakeholders that live along Mount Rose Highway and presented initial findings to them at the end of October but we're going to have a community meeting in December of this year. A very tragic event that hopefully, some of the improvements that we make will improve the safety along this corridor. The event that occurred recently, there was two good Samaritans that were assisting an initial crash where the driver was a fatality and they were struck by another vehicle. So, it resulted in three people dying on that fatal crash. A very unfortunate event. Our hearts are with the surviving family and friends of the folks that were deceased.

Wanted to mention that we conducted an intersection control evaluation in Fernley on—it's actually US-50A, I put US-50 on there, it should be 50-Alternate, Nevada Pacific Parkway and saw that traffic signal warrants have been met at that location. The City of Fernley, Public Works Director had requested our assistance with the project there to have a signal, so I've directed staff to proceed with that signal project at that intersection at US-50A and Nevada Pacific Parkway in Fernley.

Desert Engineering did commence the retaining wall work at the Nevada—I mean, EV, electric vehicle charging station at Tonopah, at US-95, Electric Highway. We addressed the utility conflicts there. They had some fiber and some other underground utilities in the way of the underground work for the charging station. I know that the weather has been nice lately, but Tonopah is very high elevation, about 6,000 feet. Eventually it's going to get very cold, it already is cold at night, but they're going to get the heavy weather, so we're about 25% complete Governor, but I know that you wanted to make that route down the Electric Highway. We might make some other accommodations, maybe a car switch there if you're interested, but we won't—partially it's looking like we won't have it completed by the time the end of the year. We're about, as I said, 25% complete and still have the charging equipment and the power line hookups to do with NV Energy.

We're here today to attend an event later on, at 2:00 with the workers on the Project NEON. I think you would agree, we drove through the project this morning and they've done an awesome job with the traffic switches on the

DRAFT

AMERICAN OVERSIGHT

northbound I-15, it was flowing really well. They have some major work to do on the southbound lanes of I-15, but the team really deserves some appreciation from NDOT and from the Transportation Board for their hard work. They've been double shifting for months and have done a great job with outreach on this project. We were working hard with our Project NEON team to have this major switch completed before Black Friday next week. So, I think that you'll definitely, as you drive through the project, you'll see all the progress that's been made and I think that the public sees that and is less hesitant to complain because they see so much work going on day and night on this project. It's showing the benefits with the flow of traffic, at least that we noticed on the northbound lanes this morning. Definitely some more work to do and we'll wrap up the project. We're in the home stretch and we'll complete it next Spring.

Our other major contract down here in North Las Vegas, we've been widening US-93 and improving the Garnet Interchange at I-15 and US-93. We're planning for the ribbon cutting event on December 13th for that project. Ames Construction has done a great job there for NDOT at that interchange. It's a diverging diamond interchange, is kind of what you see at Moana Lane up there in Reno, as an example. It will be a unique interchange that will have better flow and safer flow of traffic. A lot of trucks there, the county landfill is at that interchange, so looking forward to that ribbon cutting event on December 13th, with Ames.

Some upcoming meetings. We have a public workshop on our 408 regulations related to partnering with telecommunication companies on fiber in the right-of-way. We also have a public information meeting scheduled for a major project down here in Las Vegas, I-15 North and Clark County Beltway Interchange. That project is going to wrap up and start—it will go out for bids next year. It's a major improvement at that system interchange.

Recently, yesterday the Board of Examiners approved a settlement with Jackson, LLC. This was a settlement for $642,000 and our exposure on this one was in excess of $2 million. This settlement resolves all actions in their entirety inclusive of all attorney's fees, costs and interest. We felt that it was in the best interest of the taxpayers and the state to accept this settlement with Jackson. It was approved by the Board of Examiners. We'll have more details in next month's packet, since it was just recently approved, the details will come next month.

DRAFT

AMERICAN OVERSIGHT

Speaking of next month, the Board Meeting will be held a little earlier. December 3rd at 9:30 and we'll meet in Headquarters in Carson City. It's going to be a full agenda. We have a couple of public—the regulations process, so the public meetings will have been held and you'll have approval of some of those regulations for 408 and also with the over dimensional permitting process for commercial vehicles, for trucks. A lot of other end of the year items to have, like our information reports that are published, our fact book, our preservation report. Those types of reports will be before the Board as well.

Last but not least, I wanted to wish the best to Dave Gaskin, who is announced his retirement this month. He'll be going on to more hiking and traveling and just enjoying life in general. So, I wanted to extend my appreciation to Dave for his leadership of the Stormwater group. As he reported last month, we're out from under that—the consent decree with USEPA and Dave's done an amazing job with the staff. Just really getting that Stormwater Program on its legs and assistant Deputy Director Bill Hoffman really started that group and then once we got the Governor's support and the legislative support for the additional staff and the equipment for maintenance, Dave took over the reins and really saw that through. Saw it through completion with the consent decree being vacated by the Courts. So, best wishes to Dave and enjoy your retirement Dave.

Gaskin: Thank you very much Rudy.

[applause]

Malfabon: That concludes the Director's report, willing to answer any questions from the Board.

Sandoval: Thank you, Director Malfabon. First, Dave, we had an opportunity to speak privately, but I will say publicly what I said privately. I think you've done a magnificent job that has truly affected the health, safety and welfare of every man, woman and child in this state. We went from a really horrible situation in this Department and the maintenance stations and some of the things we saw before when the EPA inspected and you turned it around. We needed a leader like you to take us to where we are, to a point where the EPA has, you know, we got that resolution that Rudy talked about. We developed a whole new Department. We even have a project today that we're going to be approving that has something to do with stormwater and taking care of Lake Tahoe. It isn't just about Lake Tahoe, it's about all parts of the state. I know I really appreciate what

DRAFT

AMERICAN OVERSIGHT

you've done because you've saved this Department and you've saved this state from millions of dollars in fines and put a face on this that we needed. A professional, I mean, you left your Department where you were and came over here and took the reins.

I think as you go into retirement, you can look back with a lot of satisfaction on what you've done. I don't know if any of the other Board Members have any comments but I truly appreciate what you've done because some of us who sat here and saw where we were and how far we've come, it's because of your leadership, so thank you.

Gaskin: Thank you very much, Governor.

Martin: Dave, I wanted to congratulate you. Coming from the vertical world, I get to work with those forces that you've been working with, [inaudible] over the course of the last few years, it's not always a direct path. You seem to have found a direct path for us to get so many issues taken care of in such a short period of time. My hat is really off to you. We're going to miss your presence around the NDOT, especially talking from a Board Member.

Gaskin: Thank you.

Martin: Thank you.

Gaskin: Thank you all for your support and interest over the years. Couldn't have done it without all of you and the team at NDOT working together. It was a very positive experience.

Sandoval: Thank you, Dave.

Hutchison: Thank you, Dave.

Sandoval: You're going to have some—

Martin: I wanted to make one quick statement.

Sandoval: Sure.

Martin: Rudy, you were talking about the Interstate 15 northbound and so on and I was telling the Governor and Len here that I came through there about 6:15 last night

DRAFT

AMERICAN OVERSIGHT

from Spring Mountain Road, which Spring Mountain Road through to the Spaghetti Bowl is always—

Hutchison: A mess.

Martin: Yeah. But I came through there about 6:15, not too long after rush hour, northbound and it went right straight through. I mean, I was astonished at how short the travel time was between Spring Mountain Road and me actually being able to get on northbound 95. No stops. Nothing below 35-40 miles an hour, before it'd be dead stopped, so.

Hutchison: Yeah.

Martin: Kiewit and the team out there have done a phenomenal job of putting that thing together.

Malfabon: Thanks, Frank.

Sandoval: All right, I do have a couple of questions. On this presentation in December, for the I-80 Unsolicited Proposal, is that a staff presentation?

Malfabon: Yes. NDOT staff will present to the Board about what they've seen in the financial and technical review of the project and then give the Board an opportunity to consider how to move forward. What actions to take.

Sandoval: Okay. We've talked about this, so are we still or is NDOT still focused on just one contractor or is this going to be positioned so that other contractors would have an opportunity—

Malfabon: That will be presented to the Board, Governor, as an option to—whether—the options by NRS with an unsolicited proposal are to accept it, to reject it and go out for competitive procurement or to reject it. All of the options will be explained in the Board—

Sandoval: And what is staff's recommendation going to be?

Malfabon: I think that we have to gather that together. Right now, my concern would be that the—on the financial. I haven't been briefed personally on the financial aspects of it. We've had our financial consultants reviewing it. So, that's what I want to receive before it's presented to the Board, I want to have a better handle on what are the financial implications of the project and I have not been briefed on that

DRAFT

AMERICAN OVERSIGHT

yet. I've stayed away from being involved in that until they're completed with their due process and review.

Sandoval: So, given that, is it premature to be making a presentation like this, if you don't even know what the financial piece is?

Malfabon: I think—well, our staff knows the financial, just personally, I've stayed outside of that review, I haven't been involved in the review, as the Director of the Department. I wanted to be briefed on what are the findings from the technical and the financial review. I don't think that it's premature to have it before the Board, but we can definitely—once I receive that information, hopefully before the end of this month.

Sandoval: And I said this in a previous meeting. I see you Cole reaching for your microphone, just a sec. How do we know if that's the best price if we're only getting one bid?

Malfabon: That's a concern Governor, that we don't know until—unless we had a competitive procurement that that's the best price. I think that we can do some review and we do have independent cost estimating ability but because it's so early in the process, we don't really have plans, we just can do a high-level review, even with a production based cost estimate, not an engineer's estimate.

Sandoval: Part of the question being asked is whether we should move forward, accept—

Malfabon: Right.

Sandoval: --the unsolicited proposal. And, it's almost—I don't know how we could possibly accept it not knowing what other contractors may have—may be willing to present as well.

Malfabon: I tend to agree with that assessment, Governor. It's fairly early in the process. I don't know, Cole, if you want to add to that, but definitely, my concern would be that competitive nature is going to typically yield a competitive price, but—

Mortensen: Yeah, good morning Governor, Members of the Board. I would say that we've heard you all very loud and clear on the competitive aspect of that. So, we are evaluating the proposal in its—as proposed. We're also evaluating the proposal with taking a look at it through NDOT eyes to actually determine whether or not we think that the values and the costs in there are appropriate. So, what we're

DRAFT

AMERICAN OVERSIGHT

doing is, we're running another P3 bid that we kind of refer to as a shadow bid, so it's what we think that proposal should've been. We're also going to be comparing that to what we think we could do delivering the project using bonding, similar to what you saw on Project NEON. We're also going to be able to present the no-build alternative, which will give you guys an understanding what it's going to cost the state and taxpayers in delays and those types of social impacts to not doing something there for the project. Then, as Rudy mentioned, we anticipate having the ability to provide you guys with a recommendation on how to move forward with the I-80 corridor.

Sandoval: And all of that's happening next month?

Mortensen: We're very hopeful. We've been really pushing our project team to get it done by the December Board Meeting. Presently, we're scheduling meetings with each of the Board Members to be able to brief them. I believe it's going to end up being, you know, the week before the Board Meeting, unfortunately, since the December Board Meeting was moved up. But, we'd like the opportunity to sit down with each one of you to discuss the findings and kind of the overall aspects of it. Because it's really pretty complicated, you know, once you kind of get into the nuts and bolts of it. We are looking at the bonding that we have out there, what we have available and again, you know, we always have to consider our priorities statewide as well. So, those are all of the things we anticipate being able to discuss in the December Board Meeting.

Sandoval: And then, given this project on USA Parkway that we have in our—on our Agenda today, you know how—we spent $6 million, whatever it is there and then we're going to be getting an unsolicited proposal. Will that be redesigned as part of this unsolicited proposal and would we have to, essentially, if we do this project and we do the unsolicited proposal or something like it, would we have to redo work that we just did?

Mortensen: Governor, what I would say with this project is that this one is going to be an immediate need and I would have to go back and look at what was actually in the technical aspects of the unsolicited proposal to tell you what the interchange—what they plan to do there, as far as modifying that interchange itself. I think the important part about the project today and I don't know if you're familiar with kind of the traffic issues that are out there but right now, presently, in the morning with the traffic commute going out to the Tahoe Reno Industrial Center, it backs

DRAFT

AMERICAN OVERSIGHT

up on to I-80 and it's never good to have that speed differential in a general purpose lane.

So, what this is going to be doing is it's going to be providing auxiliary lanes that that traffic can back up into rather than the general purpose lanes and then on the other side, the westbound side, it's going to be providing an auxiliary lane that those trucks can accelerate in. Right now, part of the issue that we have there at that interchange is that those trucks come on to the freeway and they don't really have a good run to get up to the 70 miles per hour that the facility is running at and so it does cause congestion there. Those trucks are just slow to get up to speed. And so, I think that from a safety and operations standpoint, that the investment on the USA Parkway project today is well worth it.

Sandoval: I'm not questioning that. I just don't want to be three years from now, tearing down what we spent $6 million on today. That's my only comment. I get it. We've got to do something now, but I would think the proposal, hopefully whatever it is for the future would incorporate these improvements that we're making now so that we're not spending money now that will be wasted later.

Mortensen: I have Pedro Rodriguez here, next to me, he's the PM for both projects. I believe he probably has some of those details that you're asking for.

Rodriguez: Good morning. For the record, Pedro Rodriguez, NDOT Project Management. Governor, to answer your question, the signal interchange project that's being voted on today will complement anything we do in the future should the I-80 unsolicited proposal move forward.

Sandoval: Okay. That's very important to know, so thank you. All right. I'm looking forward to the event today. I will say, on the Electric Highway, Rudy, I'm disappointed. I've been talking about this for years. I've heard time and time again that it's going to get done and now you're telling me it's not. I don't know if it wasn't a priority or not, I don't know why it didn't get it done. It was something that I had asked to get done that you said was doable. Here we are and it's not. So, it is what it is. I hope that it gets completed. As I said, this is something we started six years ago, five years ago and we've been talking about it. In any event, like I said, I can't change it. I asked for photos, I've seen that photo and I thought it was based on your indication that it was much further along than it is. Again, you know, can't say anything more.

DRAFT

AMERICAN OVERSIGHT

So, Board Members, any other questions or comments with regards to the Director's Report?

Hutchison: Governor?

Sandoval: Mr. Lieutenant Governor.

Hutchison: Rudy, I wonder if you could just put a little more detail on Xpress West. You know, that's been on the planning stages for a long, long time. Is there anything different now than there has been in the past to lead you to believe that that would actually come to fruition sometime in the near future?

Malfabon: I have not heard the details about the funding. It's the same project, so it would be the Las Vegas to Victorville and then they were looking at Victorville to Palmdale, as another connection to get to Southern California. The Brightline Company purchased the rights to the project and they are getting the—they got the federal approvals for that transfer of ownership of the project. They did have an environmental study that was approved. I think they have to update it because it's been over five years since that environmental document was approved.

For the most part, we had talked about a lot of the ground work for previously when it was owned by a different company, about how to work together. So, we have a good launching point for the project, it's just whether they have the funding secured. I think Tracy might add to that.

Larkin: I have heard that the funding has been secured. I heard that through the Project Manager, maybe to do about 6-8 months of the environmental. There is some change of alignment before it went on the northwesterly side and then crossed over where Ivanpah was and then came into town. Now they would like to come up the center, and this has to do with construction costs, then turn off at Sloan and go in the northwesterly side, coming into town along Dean Martin and there was some property nearby Flamingo, I haven't seen the engineering details for that. Some of that is outside of our right-of-way. They are hopefully, like I said, have that done in 6-8 months. They want to begin construction the middle of next year. They'd like to be in operation, I think it was—honestly, I can't remember if it was 2020 or 2022, 2020 seems so close. I can provide more details as it comes up.

So, we have put a project manager to work with them directly. It will be a permit within the right-of-way. The I-15 right-of-way that was established during the initial environmental impact study which was completed in 2011.

DRAFT

AMERICAN OVERSIGHT

Hutchison: Have we ever had a project manager assigned before or is this so far along now, we're actually assigning a project manager?

Larkin: Because of the complications of the details, we'll be working with Xpress West. We also had the City of Palmdale was out here recently and we were talking with them. Talking with BLM. Just basically making sure all the pieces go together. And along with the permit process because we do not have rail expertise within the Department to review the design, so there will be—we are contracting to have that done, which is a pass-thru cost to the developer.

Hutchison: Is that private funding?

Larkin: Yes.

Hutchison: So, we don't have to wait for the government to allocate anything or decide what Congress is going to do?

Larkin: At this point, we have not been requested for any money.

Hutchison: Great.

Larkin: Which was a different conversation.

Hutchison: Thank you. Thank you Governor.

Sandoval: Thank you, Mr. Lieutenant Governor. Any other questions or comments from Board Members on the Director's Report?

Almberg: I've got a quick question.

Sandoval: Mr. Almberg.

Almberg: Hey Rudy, I've got a question. It's not directly based on your report here, but back in June there was some email correspondence going on about NDOT preparing a BDR for NDOT's retention specifications.

Malfabon: Yes.

Almberg: Is that still proceeding?

Malfabon: Yes.

Almberg: Okay.

DRAFT

AMERICAN OVERSIGHT

Malfabon: The language was recently received from the Legislative Council Bureau. We have agreed to that language in the BDR, so it's going to forward with the Governor's support.

Almberg: Great. Thank you.

Sandoval: Thank you. Mr. Controller.

Knecht: Thank you Governor. Rudy, the accident at Thomas Creek Road and Mount Rose Highway, was that due—was that in the daylight or in the dark, or?

Malfabon: It was in the dark. I know that it's getting darker earlier now that we've had the time change, but it was in hours of darkness and the first two cars collided head on, kind of the left side of each vehicle struck head on and then the two separate motorists stopped their vehicles and were trying to assist when they were struck by another car.

Knecht: Because that's a nice flat broad intersection. I guess it's not well lighted.

Malfabon: It has a traffic signal there too.

Knecht: It does, yeah. I came through there last night. I'm glad I wasn't one of them. Thank you.

Sandoval: All right, thank you, Mr. Controller. Any further questions or comments with regard to the Director's Report? All right. We'll move to Public Comment. Is there any member of the public present in Las Vegas that would like to provide public comment to the Board? I see and hear no one. Is there anyone present in Carson City that would like to provide public comment to the Board? Yes sir, if you would please identify yourself for the record. Your mic is not on sir, we can't hear you.

White: Is it on now?

Sandoval: Yes, please proceed.

White: Oh, okay. Good morning Governor and Board. For the record, Maurice White, Carson City. Regarding items 7 and 8 of this November 14 meeting, I am asking you to remove from consideration for transfer to Carson City Parcel No. S529CC00.462, also known as APN 00916123. This parcel, formerly leased to Carson City's Board Supervisor, Brad Bonkowski, also known as Greg Street

DRAFT

AMERICAN OVERSIGHT

Partners, has an underground storage tank facility contamination that has not been remediated nor has the UST facility been removed. On this parcel in 1996, Resource Concepts, Inc. performed a site assessment of the soil and water confirming the UST facility contamination and detail mapped the contamination plume.

In December of 2010, Jerry Hoover of NDOT issued a letter to Scott Heaton, Carson City Supervisor, Brad Bonkowski's lawyer. This letter informed Supervisor Bonkowski that he was the responsible owner of the UST facility, the associated environmental contamination and ordered him to remove the UST facility and remediate the environmental contamination. To date, that work has not been done.

In August of 2016, the Carson City Board of Supervisors, including Supervisor Bonkowski, voted to approve Amendment #4 to the 1997 Agreement between NDOT and Carson City. Paragraphs 12 and 13 attempt to assign Supervisor Bonkowski's responsibility of this environmental contamination to the taxpayers of Carson City.

Subsequently, the Nevada Commission on Ethics issued opinion RO1678C, sanctioning and fining Supervisor Bonkowski for concealing his fellow supervisors and the community of his ownership and responsibility for the environmental contamination and referenced on the referenced parcel.

During the hearing, Commissioner P.K. O'Neill informed Supervisor Bonkowski that the Commission's action did not absolve Bonkowski from his responsibility to clean up the contamination. Commissioner O'Neill further stated, he did not want Carson City to be financially impacted by the contamination cleanup.

Your vote today could complete this attempted grievous imposition of assigning remediation costs of this clean up to Carson City taxpayers. I ask you again, please remove this parcel from consideration for transfer until this environmental contamination cleanup is completed. There is so much more to discuss about this issue than three minutes allows. I thank you for your time and I can answer any questions if you may have some.

Sandoval: No questions, but thank you. Mr. Gallagher, I'll ask you to address that when this agenda item comes up, if you're able to. All right, thank you. Is there any other public comment from Carson City?

DRAFT

AMERICAN OVERSIGHT

Maloney: Good morning. Lucia Maloney, Transportation Manager for Carson City. Thank you for the opportunity to comment this morning and it's nice to see you all. We at Carson City greatly value our relationship with NDOT, as we continue to work hand-in-hand on many great projects and programs in the region.

We're particularly excited to move forward with design and construction of improvements to the South Carson Street. The South Carson Street Complete Streets Project plans to convert this large spanning corridor into a complete street that facilitates comfortable, safe travel for pedestrians, cyclists and motorists alike. It improves business access. It spurs private investment and it prepares Carson City for the future of Smart City Advancements.

As you probably know, the City was awarded a $7.6 million TIGER Grant in the Spring of 2018 by the USDOT. The USDOT described the project as an important investment in Carson City's infrastructure with a focus to improve pedestrian safety and mobility in the area and enhanced commercial and business access. Our TIGER Grant application garnered project support from Governor Sandoval, NDOT Leadership, Senators and Congressmen from both sides of the aisle and many others. We thank you for your support.

As part of the TIGER Grant and any federally aided project, Carson City will be required to certify the right-of-way and show that we have clear legal possession of South Carson Street right-of-way in order to construct the proposed improvements. Therefore, the thoroughness and completeness of these relinquishment documents will be critical in helping streamline our efforts to certify the right-of-way properly.

We understand that we have been provided with everything we need to legally show this ownership and successfully certify the right-of-way. On behalf of Carson City, please allow me to thank the Department for your efforts in compiling the necessary documents and working with us to get this right. Our partnership is stronger than ever and we're excited to move forward on this project and projects in the future. Thank you.

Sandoval: Thank you very much. Is there any other public comment from Carson City?

Grace: Good morning, Governor, Lieutenant Governor, and Board. My name is Joel Grace. I am the Vice President of Development for Reno Land. I'm also a

AMERICAN OVERSIGHT

Member of the [inaudible] Transportation Coalition where we work with the RTC and NDOT on various different projects.

I'm here regarding something that came up in the report. One of the items with the unsolicited offer—with the offer. Amongst other projects that we have in Northern Nevada, we have about 730 acres left to be developed in Tahoe Reno Industrial Center that we're looking at R&D, Tech, staying more away from distribution but the higher paying jobs and good quality jobs that we're looking to provide out there.

Anybody that's been out there at 5:00 or in the morning understands the traffic and safety concerns that are going on, so I won't beat that. The biggest thing with the unsolicited offer that came forward was just a sense of urgency, is if we could kind of impose anything, it would be the sense of urgency because of the Big Four that we've been communicating with on job numbers, what their future plans are, if they are 50% right, we're behind the 8-ball already.

So, just here to lend some support to the Lincoln Partners proposal and anything that comes forward. I understand there's policy and procedure as far as other offers, but if there's anything we can express today, it would be the sense of urgency.

Just in closing, just want to thank the Governor for his service, Lieutenant Governor, you guys will be missed.

Sandoval: Thank you very much.

Hooper: Good morning.

Sandoval: Good morning.

Hooper: I'm Daphne Hooper, City Manager for the City of Fernley for the record. Today I have with me Tim Thompson our Planning Director and Dave Whalen, our Public Works Director. The City of Fernley is experiencing growth and economic development as the Tesla Effect moves east. We have a great multiuse project with a $20 million investment that will be beneficial to the City and to the region, which will eventually provide commercial and housing which are very much in need.

DRAFT

AMERICAN OVERSIGHT

The issue at hand is that the development is being built between the existing roundabout and the existing interchange of Nevada Pacific Parkway along the Highway 50A corridor. This corridor has been problematic over the last decade and a half. The project intersection to access Highway 50A is at River Ranch Road and Highway 50, which is in NDOT right-of-way. Over the years, NDOT has performed analysis to determine the traffic needs for this portion of the road. In the early 2010s, the speed limit within the corridor was increased, which to the disappointment of the desires of the City Council at the time. In 2016, prior to movement on development, NDOT was asked to reevaluate this corridor by the City to see if another assessment might indicate that crashes that were occurring warranted a change in speed or signalization.

In September 2017, NDOT shared the ICE study done by a third-party engineer firm for NDOT. This ICE analysis determined that a traffic light was recommended at the intersection and the Nevada Pacific Parkway intersection as well, as to alleviate high-speed crashes. Unfortunately, the process to vet and build a recommended High-T Signal is potentially five years away based on a letter from NDOT District 2 to the Public Works Director of Fernley. This creates a problem with the project moving forward because of the liability it creates with additional traffic. In this case, the City has conditioned the project to have the current developer pay a proportionate share to build this signal, which they have done. The developer submitted a check to the City of Fernley for $58,000 which provides for their fair share contribution toward the $450,000 project.

Unfortunately, the project cannot proceed until they have met the condition of the light installation. The City is concerned about the safety issues as identified in the ICE Study which will be increased with the addition of this project. As with other signals in the community, the City is willing to maintain the light once it has been constructed. The City Council, local law enforcement and the fire district are all in favor of seeing more conservative traffic conditions through this corridor. The roadway is also adjacent to the City's main park, the out of town park, which hosts most of our kid's sport leagues and local events such as July 4th.

We would like to request that a commitment from NDOT to install the light immediately to help with economic development, housing and ultimately safety. I noticed on the Director's Report that there was a slide that included this project, so anything that you can do to support this would be helpful, thank you.

DRAFT

AMERICAN OVERSIGHT

Sandoval: Thank you very much. Any other public comment from Carson City?

Price: Good morning Governor and esteemed Board Members. I'm Judy Price for the record and I'm here for public asset management. I'm a concerned taxpayer first and foremost and much to the chagrin, I think it's become perhaps something of a personal duty to my relationship with NDOT and no longer being employed here.

I'm here today to prove that I'm not a disgruntled employee. That's a whole other thing. On April 9, 2015, Jerry Hoover accosted me in the garage here at NDOT and I took it to the Supervisor and that's yet to be resolved or spoken to, even—so, we'll deal with that on another matter. Today, I'm here to get a follow-up and if I could just read a brief statement. I appreciate everybody, by the way, last month that I was here because I was a nervous wreck and as you can see, I still am. So, your agreement to just be humble and bear with me is greatly appreciated.

The follow-up I'll look forward to because I still haven't heard it and I'd just like to tie in that and remind the Board that the US-50 project where there was retaliation and in my opinion, abuse against the public. An elderly gentleman was the reason I came here today. I can bring up many, many other projects that that ties into as well, but I won't because it was written in what I gave the Board last month. These are Exhibits, Governor, with due respect, they were written in handwriting the night before that meeting.

I've heard comments and I'm not saying this as a derogatory toward anybody, you have 1,700 I think plus employees at the Department of Transportation, if I'm not mistaken. Out of that, you probably have a heart and 90% of those people, they are hardworking and they have excellent intent. So, these Exhibits are meant to be taken seriously by somebody and I'm going to give a follow-up to those today. I'm just going to hand them for the sake of time to the community.

I won't bring up that I'm not even guaranteed at this moment that any of you from the Board, which I respect, with all due, because that's the statute that you are in charge of my assets, which means my—the people. The people at NDOT. Like a Jesse McDonald and I'm privileged to be able to use her name. She's an Admin III in right-of-way and she'll always be an Admin III unless somebody helps to open the door and allow her to grow.

DRAFT

AMERICAN OVERSIGHT

On October 8th, I brought in comments that I personally had witnessed, belittling and isolation and the favoritism, the neglect, the threat, the rejection, it's all obvious and I know it's all on the record—I mean, you know, it's just for the record I'm stating it.

This right here is the plan for the McCarran Pyramid Project. This is the entire 100% utility plans for that project. I started this and I still have the refrigerator art in the back of it. I'm proud to say that Thor Dyson actually was such a big help and others but the way that we got to our right-of-way setting on this sir and esteemed members is archaic. It needs to change. I told that to the Committee last month. I did the math and if I do six minutes, if I get three minutes before and after every meeting, that's 172 minutes. It needs to change and it needs to get up and it needs to get GIS, that right-of-way, engineering division needs to be overhauled. There's a group of wonderful people. You have several that are being targeted for right now, where Judy Price is standing. Unemployed, after 46 years of full time work with never receiving a check from a government other than the hard work I did at State Lands and here.

This methodology is broken and it doesn't serve the taxpayers sir, and I know that they can fix it. They have a utility data layer project that the community and utility of Sparks accepted. They wanted to overlay all of their utility as-builts on to our right-of-way and we couldn't accommodate that. We brought over, I think 162 people in this very room, which I put that meeting together and they were saying, yes Judy, we're ready and we couldn't accommodate that sir.

So, every project that Mr. Malfabon and the group puts together, we have to go back to reinventing the wheel and that does not serve the public. I want to help fix it. The utility community is ready. I spoke about things in those exhibits that I'm not even certain or nor will I ever be but I'll be back to keep grinding away, to see if the property management process is changing to benefit. I drive every day by that property across from the Winters Ranch and it's been dilapidated and getting worse for the taxpayer asset day by day. There's quick fixes.

The surplus is a broken process. You really need somebody to just rewrite the whole right-of-way manual to simplify it sir, with all due respect. And, if you had a real estate experienced person in there that could help with the negotiations—and I'm here to proudly say this is given to me, this on my lapel from the National Guard when I had the privilege of working with very high integrity people like Robert Nellis. They gave this to me when I exited there of one month shy of five

DRAFT

AMERICAN OVERSIGHT

years employment as a state commendation medal for logistics. That's not to brag, nor is this, it's to show that I work. And I'm an asset, and I'm no longer able to be one, even though I want to be and I'm capable.

So, in closing, I just want to say that all of this only happens because the Board lacks the power, I suppose, to help these individuals that are in leadership positions to respect people rather than abuse them. Help the community, give them a spirit of hope. It's difficult to go in and call everybody, Chief, Chief, Chief, Chief, Chief; we could start with a simple fix, let's just look at the language we use every day.

It's your job and your responsibility and ultimately, all I'm not sure to be honest, I've been a lot in your law library over the months I got penalized with time off by the public. I studied a lot and I didn't see anything that was more important than the civics. The definition of civics. It's the social science designed for the dealing with the rights and the duties of the citizens. It's simple. That's your job, it was my job when I did it for almost 14 years. It was the 18 minutes on March 12th that makes me be here today because I kept trying to do this quietly at my job, at my desk, Mr. Malfabon. I reached out for help and I tried desperately to just help culture change to a more positive impact. It cost me everything. I have nothing again to gain here today. I'm so grateful I'm not as nervous.

I don't want a lot. I've talked to your senior advisor. I thank you greatly, Governor, that you had him reach out to me, that was very kind of you. We did not have a resolution to the best of my knowledge and I appreciate that you sent the Human Resource service individual, asking what I want, but I think it's pretty clear what I want.

Then, I'm going to close with this because I think it's pretty powerful. Recently, I heard a voice and it was a voice that has a lot of power and it was a voice that I consider, has a lot of hope in it, spoke that truth matters. It still matters. The truth still matters. So, that's all I have to give today and I just thank you very sincerely for your time. I would appreciate greatly if these exhibits, which are only three, I apologize, but it costs me money to make copies, if you could get a copy of these to each of your Board Members sir, I would be greatly appreciative. Thank you for your time.

Sandoval: Thank you. Is there any other public comment from Carson City? Good morning.

DRAFT

AMERICAN OVERSIGHT

Kazmierksi: Good morning Governor, Board Members. I'm Mike Kazmierski, President and CEO of EDAWN Economic Authority of Western Nevada. I'm here to provide comments and support on something like the public/private unsolicited offer to increase capacity on the I-80 corridor between [inaudible] and Reno/Sparks and the Industrial Center, in fact, all the way out to Fernley.

I think everyone who has been on that road lately knows it's a problem. If you look at the 20-year plan, there's not a widening solution, really planned, certainly not funded. At least not in the next 10 years. Governor, you know from the recent tech conference at the Industrial Center, we're looking at massive growth there. Even if we fall far short of what was projected by just two companies, Blockchain and Tesla, talking about 15,000-20,000 people, where we just have 7,000 now.

We do have—we've added over 100, almost 200 new companies to the region, many in the industrial park. Certainly, we have significant growth expected in Fernley. We actually have four major projects expected to land in Fernley in the next six to nine months. I don't think Fernley knows what's going to hit them. And, while they are planning housing out there, we're looking at most of that workforce, in fact, 90% of what is working at the Industrial Center is still in the metro area. There's not a lot of housing out in the north 40 and if we don't do something soon and when I say soon, three to five years, some people would say tomorrow because the people that are commuting on a daily basis now are having serious problems getting to and from the Industrial Center—we're going to have serious problems, not just with safety, but with mobility. That's our major corridor as you know, through our state in the north and it affects a lot of things, beyond just what's happening at the Industrial Center.

So, my request is that we take a hard look at the public/private unsolicited proposal. If it needs to be competed, that certainly makes a lot of sense. At the end of the day, probably the fastest way, the most cost-effective way to get this done in our lifetime is to do something as a public/private venture as opposed to putting it on the list and letting it just bump down the priorities when we have other very, very important priorities on the list as well.

I would close by just saying, it's been a pleasure working with NDOT. I have had an opportunity to understand better what they're trying to do and we are asking them to do 100 things and we have funding for 50, or some would say 20. I hate to say, this is one of the 20. So, maybe bringing in another way to do it with a

AMERICAN OVERSIGHT

public/private solution could help us get this done in a timely manner. Thank you.

Sandoval: Thank you, Mr. Kazmierski. Is there any other public comment from Carson City? I don't see anyone coming forward, thank you. We'll move to Agenda Item No. 3, which is approval of the October 8, 2018 Board Meeting Minutes. Have the Members had an opportunity to review the minutes and are there any changes? If there are none, the Chair will accept a motion for approval.

Savage: Move to approve.

Hutchison: Move to approve.

Sandoval: Member Savage has moved for approval. Lieutenant Governor has seconded the motion. All those in favor of the motion, say aye. [ayes around] Those opposed, say no. That motion passes unanimously.

Knecht: Governor?

Sandoval: Yes.

Knecht: Will you mark me as abstaining.

Sandoval: Oh, thank you. Mr. Controller. If the record would reflect that the Controller has abstained from the vote because he was not present at the October 8, 2018 meeting. We'll move on to Agenda Item No. 4 which is Approval of Agreements or excuse me, Contracts over $5 million. Mr. Nellis.

Nellis: Good morning Governor and Members of the Board. For the record, Robert Nellis, Assistant Director for Administration. There are two contracts under Agenda Item No. 4 today for the Board's consideration and they can be found on Page 3 of 23 in your packet.

The first project is located on US-50 from Spooner Summit to Clear Creek Interchange in Carson City and Douglas Counties. This is for multiple storm drains, drop inlets, trench drains, slope flattening, grading, concrete curve and gutters, channel work and replacing guard rail with concrete barrier rail. There were five bids and the Director recommends award to Granite Construction Company in the amount of $7,994,944.

DRAFT

AMERICAN OVERSIGHT

The second contract is located on Interstate 80 at USA Parkway in Washoe County. This is for interchange improvements. There were five bids and the Director recommends award to Ames Construction in the amount of $6,456,359.76.

Governor, that concludes Agenda Item No. 4, does the Board have any questions regarding these two contracts?

[sound issues]

Sandoval: Why don't you start over again, Mr. Controller.

Knecht: Sure. I'll start over. The difference on Item 2, between the engineer's estimate and the low bidder is positive and that's a good thing, but for Item 1, the difference is over a million dollars and that's roughly 14% more or less. Can you give me some comfort about that? Maybe not.

Hoffman: We're looking Mr. Controller, we'll be with you in a second.

Knecht: Thank you. I do note that all five bids were above the engineer's estimate by well over a million, the first two were about a million, a million plus, the other three were way out of range and I just wondered, I know from Item 5 also that any number of others were underestimated on this one or overbid or whatever, is it something systematic in the market right now for construction services or is there something idiosyncratic about this one that we should note?

Mortensen: Governor, Members of the Board, I don't believe that our BRAT team, when they reviewed this bid found anything that was of concern. I would expect that the difference between the engineer's estimate and the bid were likely due to the economic growth in the region as well as the area that this project is in. It's going to be a haul from many of our materials locations, so sometimes that ends up adding additional costs to our projects that may be unanticipated.

Dyson: Also, Thor Dyson, Assistant Director of Operations. As Assistant Director Cole Mortensen stated, contractors are extremely busy at this point. In addition, this area is difficult. It's on steep terrain. It has a lot of things to deal with as far as the slope and stormwater management. In addition, we've got to pay attention to traffic. We've got traffic control up on top and you know, I believe that the contractor that's the low bid is a reasonable contractor and the price seems right to us even though our engineer's estimate is lower by 14%.

DRAFT

AMERICAN OVERSIGHT

Knecht: Thank you Thor and Cole. Mr. Dyson, considering all the factors, the slope, the stormwater, the safety factors, etc., and the market, I would think that those are taken account of in making the engineer's estimate. When was the engineer's estimate made?

Mortensen: Generally the engineer's estimate is made at about—between 90-100%. One of the things that I have in—from the BRAT review team here is that they believed the difference is also due to part of the new pipes that we're putting in and the additional structure excavation to get that in and as Thor mentioned, when you're trying to do excavation on slopes, that starts being a little more problematic and so I think it's just a kind of a situation where it all came together and it's a little more difficult than what we anticipated with our engineer's estimate.

Knecht: I'm certainly willing to accept that, I just wondered what was the date of the engineer's estimate? Roughly. Not to the minute.

Mortensen: I don't have that. I would anticipate that it was probably three months ago.

Knecht: Okay. Thank you and thank you Governor.

Sandoval: All right, thank you Mr. Controller. Other questions? On this agenda—Member Savage.

Savage: Governor, just one question or one comment. On Page 7 of 23 in the packet it says, the estimate range [audio cut] I know it does fall within the estimate a range and the competitive values for an $85,000 delta from first to second bidder indicates it's the right price. So, I can fully this support agenda item. That's all I have Governor.

Sandoval: Okay, thank you Member Savage. Any other questions with regard to Agenda Item No. 4? I hear none. Mr. Nellis, any further presentation?

Nellis: No sir, that concludes this Agenda item.

Sandoval: All right, thank you. If there are no further questions, the Chair will accept a motion for approval of the contracts over $5 million as presented in Agenda Item No. 4.

Almberg: So moved.

Sandoval: Member Almberg has moved for approval. Is there a second?

DRAFT

AMERICAN OVERSIGHT

Martin: Second.

Sandoval: Second by Mr. Martin. Any questions or discussion on the motion? I hear none, all in favor say aye. [ayes around] Opposed, say no. That motion passes unanimously. Let's move to Agenda Item No. 5, Approval of Agreements over $300,000. Mr. Nellis.

Nellis: Thank you Governor. There are four agreements under Agenda Item No. 5 for the Board's consideration. They can be found on Page 3 of 96 in your packet.

The first one is with HDR in the amount of $2,437,722. This is Amendment No. 6 to increase authority and extend the termination date to provide additional support required for geotechnical investigation and analysis, independent structural review, as well as project visualization for Centennial Bowl public meetings.

Line Item No. 2 is with SH Architecture in the amount of $1,671,606. This is for a feasibility study for Las Vegas Maintenance Station to provide architectural and engineering support for space utilization and a building study of the existing maintenance facility at the District 1 Headquarters.

Line Item No. 3 is with Cambridge Systematics in the amount of $375,453. This is for an autonomous vehicle feasibility study to determine potential ridership levels, lane and bridge options and configurations, as well as, technology infrastructure for a facility between Reno-Sparks and the TRIC Industrial Park. Also, to potentially develop public/private partnership funding mechanism for that facility.

Lastly, Line Item No. 4 is with Aurigo Software Technologies in the amount of $11,365,499. This is for a project estimating, funding and scheduling system replacement for three of NDOT's systems. Each Board Member was emailed a packet containing answers to the Board's questions from the October Meeting when this agreement was first presented. Deputy IT Chief, Kim Munoz, as well as representatives from Aurigo are available to answer any additional questions the Board may have on this agreement.

With that Governor, that concludes this Agenda item and we'd be happy to take any questions on any of these four agreements.

DRAFT

AMERICAN OVERSIGHT

Sandoval: Thank you, Mr. Nellis. I have a question on No. 2, with regard to—I suppose it affects this campus where we're sitting right now. Is that something that's going to be presented to the legislature?

Malfabon: Not this current biennium, Governor, this is just a feasibility study to look at options. There's some possibility of some land available in the northern [inaudible]. It was not anticipated in our budget request for a new facility, but the feasibility study is kind of the first step to look at. There was some—the City of Las Vegas is taking over the Cashman Center. That baseball team has moved out to Summerlin and they want to look at revitalization of this area, including the possibility of NDOT's land here as well. A lot of work to be done to look at that. As you can see, this facility is old and spread out, as a campus. So, we're looking at some benefits of consolidation of the office space and looking at some other options in the valley to move the maintenance facility to.

Sandoval: And, why was the original estimate—at least the Department estimate was $250,000, the service provider is $1.6 million?

Malfabon: I'd have to get staff to respond to that.

Dyson: Governor, this is Thor Dyson. Anita Bush is coming up to discuss and answer your question.

Bush: Good morning, Governor, Members of the Board. The original estimate was only focused on an existing space study in the District 1 yard. The scope of the actual feasibility study includes conceptual plans for the existing yard, conceptual plans for the new yard, so we can, when it's time to present for the Legislature, we have good cost estimates that we can present to them. So, the scope really evolved from the original estimate, of the $250,000.

Sandoval: Yeah, because this is more than—I mean, this includes a campus design.

Bush: Yes, so—

Sandoval: And, it won't even—it wouldn't even go to the Legislature until 2021, correct?

Bush: Yes, that's correct. Because, you know, when we present to the Legislature, we are kind of anticipating the questions we are going to get. It's usually asked from us to consider, okay how much it would cost to improve the existing yard, to accommodate the space needs in the existing yard, how much it's going to cost to

DRAFT

AMERICAN OVERSIGHT

move the yard, so when we—we really didn't have a good scope in mind when we got the initial charge to do a feasibility study on the existing yard. So, once we put more thought into it, that's—we developed the scope and it became much, much bigger.

Sandoval: And the only other reason—I brought it up because I was concerned about that jump and also, most if not all the other state agencies when they do this, they bring it to the Legislature first for a feasibility and architectural study. That's the way it's been for every state building and I'm just wondering if it would be more prudent to have the Legislature review this so that they'll understand the entire process rather than having it come to them after the fact in 2021.

Malfabon: Governor, previously the Legislature did approve [audio cut] it was never built because we went into the recession, but I assumed that staff was looking at that previous support from the Legislature as identifying the need to consolidate it and build a new facility here for NDOT. Subsequently, we had the availability of land in the northwest part of the Valley, along the Beltway, as an option to look into. And so, it changed from the building a new building here on this site back when Jeff Fontaine was the Director, to now looking at options for that. I think it's a point well taken that typically when new facilities are planned for a state agency, the Legislature has to weigh in on that decision.

Sandoval: I bet there's probably maybe five members of the Legislature that are there now, that were there then.

Malfabon: I think so.

Sandoval: And, it's just term limits, what have you. Again, I'm not going to be here, but just a little advice, that I think if you went forward in 2021 with all these plans and hadn't presented it to the Legislature first, you might get some cross looks at the Transportation Committee Meetings. I think Lieutenant Governor was a Member of the Transportation Committee, was he not, or were you?

Hutchison: I was not.

Sandoval: Oh, but you were in the Legislature.

Hutchison: I think that your assessment of the cross looks by the Legislature is exactly right, Governor.

DRAFT

AMERICAN OVERSIGHT

Sandoval: So, I'm not sure what to do with this because you know, we've got a Legislative Session coming up in two months. As I said, I think that there might be, I'm not saying that there will be, but there might be a perception at the Legislature that this was going around them without their opportunity to have a say.

Hutchison: Governor, I'll just second that and just say that I think the best approach is to fully inform the Legislature and get leadership involved and sort of go there with your hat in your hand and ask them what they want you to do if anything more, because the worst thing you could do is just get that perception that you're trying to sort of just, you know, end run around them or present something that they haven't seen and considered before. So, I just second that, Governor.

Sandoval: So again, my advice, for whatever it's worth is, each of the Directors make a presentation to the respective committees that have jurisdiction and it seems that it would be more prudent to make that presentation, or this matter as part of that presentation to see if the Legislature has an appetite to look at this and if it doesn't then bring it back to the Board for review and approval. Mr. Controller, did you want to weigh in, I thought you—

Knecht: I'll just third the observation because I was on the Assembly Transportation Committee and I agree with both you and the Lieutenant Governor that this could not be well received. Of course, that was in the old days when people served forever, but—

Sandoval: All right, other Board Members, questions or comments on these contracts? Member Savage.

Savage: Thank you Governor. A couple of questions and comments. Beginning with Agenda Item No. 1, on the HDR item. Can anyone tell me the current amount that HDR has billed to this date, percentage wise, roughly? Because it's shocking to me that here we are at the end of 2018, the current contract runs through 2020. I realize the work needs to be done, I'm just looking at the whole timing issue as to why because I know HDR has done a good job, but I'm wondering why it's so premature.

Mortensen: For the record, Cole Mortensen, Assistant Director of Engineering. I will have somebody find out how much they've actually billed to date. I understand that this is exactly what the Board doesn't like seeing, as far as the number of amendments that we've had on this contract. That's partially due to kind of the

DRAFT

AMERICAN OVERSIGHT

arc of the story of this project. We've had to break it into several packages to get them out the door. We've had some hiring issues in our Geotechnical Division that's prevented us from actually getting out there and getting the geotechnical investigation done, which is why we're coming forward with this amendment. We just simply don't have the staff available to meet the timelines that we're trying to meet.

As you can see, from part of the other amendments, there were also various other items that we weren't able to perform as a Department at the time in order to keep it moving. One of it was allowing the local interchange for the City of Las Vegas, that was Amendment No. 1 to do the traffic analysis for that. Amendment No. 2 was simply to amend the termination date, just because this project has dragged out as we've phased it and it's made sense to keep HDR on board because they're familiar with the project from one end to the other. Amendment 3 was including an independent structural bridge check that we didn't have the internal resource for, retaining walls, a public meeting and additional traffic operations and modeling for Phase 3A. Amendment No. 4, was again, due to the additional work in the construction of Phase 3, specifically change and control of access report. The design of additional structures and the continued project management, public information and outreach. So, you know, as these projects spread out, it does cost us a little more in that actual management of the project. Amendment 5 was due to an accounting error, it was just a math error in the agreement itself, so we had to fix that. And again, here we are with Amendment No. 6, to add additional geotechnical investigation and some structural design work that we simply don't have resources for in house.

Savage: Thank you Cole. I certainly understand, HDR is giving the Department and the State of Nevada the value—

Mortensen: Yeah.

Savage: --like they always do on the project. I understand that the project has been modified over the last eight years. I'm just curious as to why it's two years in advance and secondly, can you remind me what type of delivery we're having? Is this going to be a lump sum hard bid project?

Mortensen: Yes.

Savage: Or, it is, okay. Very good. So, this is all pre-engineering work up to that point.

DRAFT

AMERICAN OVERSIGHT

Mortensen: Correct. Correct and that's why we're two years ahead of time is, we're having them help us put the plan set together so we can do the hard bid at that time.

Savage: So, when do you expect the hard bid to be solicited?

Mortensen: I would have to get back to you on that, as far as where it's actually landed in our plan. I don't have that in front of me.

Malfabon: I believe this is—the final phase is 2020 for this interchange.

Savage: The final phase is 2020?

Malfabon: Yes. It's currently, there's a construction phase that's underway, under construction now and this one comes on, right as that completes this last and final phase, goes out for bids.

Savage: Okay.

Nellis: Member Savage, this is Robert Nellis. We do have a number of how much that's been expended to date, it's $4,274,800.

Savage: So, that's one reason the contract was amended.

Mortensen: Correct.

Savage: Because the current amount is $3.1, okay.

Mortensen: No, the current agreement total right now, Board Member Savage is $5,274,179.

Savage: Exactly, I stand corrected. I was looking at the original amount. So, it's not billed to the point it's approved at this time.

Mortenson: Correct.

Savage: That's good. That sounds fine to me.

Mortensen: Yes, correct. We're adding additional scope of work through the contract that we need to because of a lack of resources on our end. So, there still is work that they're doing, that hasn't been billed to us yet. We need to move forward with the geotechnical investigation and get the plans done.

Savage: Thank you, Cole. That's all I have Governor, except for Item No. 4, and I don't know if we're ready—

DRAFT

AMERICAN OVERSIGHT

Sandoval: You can go ahead and move to 4.

Almberg: I've got a question on 1.

Sandoval: Oh, okay. Member Almberg.

Almberg: On Item No. 1, on Page 8 of 96, we have 12,108 man-hours projected for this. So, are those man-hours, those are excluding the time involved for the subconsultant for the geotechnical work, is that correct?

Mortensen: I believe that is correct, Board Member Almberg. The subconsultant for the geotechnical investigation itself, I believe is a direct expense under Item 4 on that page.

Almberg: Correct and that's the way I was taking it, as well but I just wanted to verify that. With reading the scope of work associated with this Item No. 1 here, there includes—appears to be two subconsultants. One is to perform the public outreach and the other one is for the geotechnical. Is there any other subconsultants that I missed?

Mortensen: I would have to get back to you on that. I don't believe so, but there may have been subconsultants on previous items of work. So, this—these negotiations may have only included those two subconsultants based on this amendment. Overall, the overall scope of the project may have other subconsultants involved.

Almberg: Okay. And then, finally, based on subconsultant work of, you know, close to $700,000, is there a reason that we're not going out and obtaining a consultant just to do that work directly for us instead of getting a subconsultant under the existing agreement?

Mortensen: That's something that we generally haven't done. We usually rely on one prime service provider and then have the subconsultants working under them. I think that there would be additional cost and risk associated with having multiple agreements out there trying to get subs to perform work. Then, what ends up happening is we run the risk of our—let's just say we went out and did a geotechnical investigation service provider agreement. We would potentially be on the hook for the performance of the one subcontractor doing the geotechnical investigation if they hold up the work of the engineer doing the actual geotechnical design. So, part of it is managing the risk for the Department on that part. If we utilize the prime and having them hire the subconsultant, they

DRAFT

AMERICAN OVERSIGHT

take the risk of the schedule and getting that work done and any delays that may happen for their sub, rather than the Department having two separate service provider agreements.

Almberg: Okay. One last thing on Page 17 of 96, it talks about webcams and having a live stream video. What exactly is that for? I mean, is this something we do on every project?

Mortensen: This is something that we've moved more and more towards from a public outreach standpoint. We've found that the public's more involved if we can get more audio/visual feedback to them so that they can visualize what that project is going to be. I think that the webcams would provide an opportunity for the traveling public to look up on the website to see what the traffic looks like through the interchange to make a decision as to whether or not they want to travel through the work zone or find an alternate route. I believe the webcams also help our construction management group, just kind of watch and keep track of what's going on out there. We've had a number of instances where it's been very helpful to have the webcams taking pictures for us and keeping track of the actual work that's getting done and where it's getting done at.

Almberg: Okay, that's all for me, Governor, thank you.

Sandoval: Thank you. Why don't we move to Contract No. 4, Member Savage.

Savage: Thank you Governor. Before I go to 4, I would like to make note on Agenda Item No. 3, I want to compliment the Department for the feasibility study for the autonomous vehicle. On Page 34 of 96, that study is going to occur between Reno/Sparks and the TRI Center. The Department remains very well aware of the congestion out there and we're doing a lot of things in different ways. The end result will be quantitative results regarding the feasibility of this potential automated vehicle. So, I compliment the Department on that study. Money well spent.

Then, on to Agenda Item No. 4. As you know, there were a few questions last month and I want to first of all, thank Robert, Dave and Kim for their patience. I stated last month, I'm not an IT guy. I'm still not an IT guy. I'm a business guy, but I've learned a lot after meeting several times with Robert, Dave and Kim. I appreciate your patience.

DRAFT

AMERICAN OVERSIGHT

We've openly discussed specific concerns and issues with the construction project management and the financial side of NDOT. I believe the process has been openly transparent and educational to ensure at the end of the day that NDOT and the people of Nevada are getting the best value for the dollar spent. I remain cautiously optimistic but at the same time, after talking to several NDOT people, something has to be done.

We all know this five year Aurigo Masterworks agreement is significant, but it is imperative that Aurigo ensure the consistent service and timely responses to NDOT. The UDOT, Wisconsin and the Massachusetts Departments of Transportation references that staff has forwarded to the Board have been extremely helpful and they answered many of my questions. Each DOT had very worthwhile comments, pros and cons. They were very honest, so I thank each one of those DOTs.

But I do have a few questions for Aurigo, just briefly and I don't know if Robert or Dave or Kim can answer those or if there's anybody from Aurigo.

Speaker: They're approaching the microphone now.

Sreenivasan: Governor, Members of the Board. My name is Balaji Sreenivasan, I'm CEO of Aurigo Software and I thank you for the opportunity to come up here and answer any questions you may have. I also have two of my colleagues, esteemed members of my executive team here; Kevin Koenig our CTO and Josh Moriarty our Senior Director of Professional Services, who will drive the program, if we're selected.

Savage: Thank you sir, for coming to Carson City today. That means the world. You know that we've been in discussion. I know staff has been in discussion with you this last month. I do have a few questions to have an understanding and clear conscious on my behalf. The first question is, what DOT do you feel is most similar to NDOT in their operation and modeling?

Sreenivasan: The way we look at DOTs is mostly in terms of CIP budgets and how they manage their programs and scope and functionality of what they really want to automate. The three references we gave you are all very similar, albeit a little different. Massachusetts has the best fit in terms of functionality that Nevada is looking to automate, from a software functionality perspective. Wisconsin has a different set of product mix that they're deploying, but from a user perspective,

DRAFT

AMERICAN OVERSIGHT

they have more number of users—double—than what Nevada is actually looking to do. Utah comes the closest in terms of user base and functionality that Nevada is trying to accomplish here.

Savage: Thank you, that is helpful. Question No. 2, last month, staff presented that both Texas and Colorado were users of Aurigo and it's come to our attention that both of those states have dropped Aurigo. If you could answer that question as to why they have gone in a different direction.

Sreenivasan: Yeah, thank you. So, the two contracts are very different. TxDOT was not terminated. It was a mutual termination for convenience by both TxDOT and Aurigo. So, let me explain what the context was. We were not the first vendor they selected. They had selected Hewlett Packard, HP, in the first go round. That contract was for $12 million and it turned out 10 months into the program that they had underestimated what it would cost to deliver such a large program. Texas is a pretty unique state, $100 billion CIP Program, much more complex than most state DOTs that you would encounter.

The second go round, it was Aurigo and Accenture that had bid the program and we competed with IBM, Deloitte and a few other large technology vendors and we were all in the same ballpark, so a contract of $32 million was awarded to us. A year into the program, we were still in elaboration. We had never started any software development or anything. We were trying to figure out what they wanted because it was a four-year implementation program. We realized that the scope they were looking for was probably two and a half, to three times more, even at that stage, then what we had bid. It made a lot of sense, for both parties at that time, to mutually terminate because the contract vehicle we had didn't allow for making a change order.

Colorado was not terminated. Colorado was basically a case where they had procured a planning system and when they started the program, there was an ah-ha moment with the team where they thought they had procured program and planning and they hadn't. So, they're re-procuring the system. In fact, we just resubmitted our bid 15 days back.

Savage: Okay, so that's good. Colorado was not terminated, it was never initiated.

Sreenivasan: Yes, it was never initiated. We just started it, it was paused and now it's being re-procured. TxDOT was terminated mutually for convenience by both parties.

DRAFT

AMERICAN OVERSIGHT

Savage: Okay, thank you sir. I appreciate the clarification. Question No. 3, on some of the references between Wisconsin and UDOT, there were concerns about a United States based project manager and business analyst. One of the comments that UMASS had, or MassDOT had was that it was very helpful to have a United States based project manager and business analyst. Will NDOT have that support?

Sreenivasan: The simple answer is yes and the longer answer is that we are a global business. We have—we're headquartered in the US and we are an American company, but we have operations in Canada and India. For the purpose of all DOT projects and all public sector programs, we staff all resources in the US and for Nevada, all resources assigned to the program will be stationed here, in Austin, Texas, which is where we're headquartered.

Savage: Perfect, thank you. Next question is, on the Wisconsin review, it looked like they had a $1 million unlimited license fee. Right now, we're projected at $1.5, so my question is, how many users does Wisconsin currently have?

Sreenivasan: Yeah, Wisconsin has 2,000 users and they have 950 internal users and approximately 1,000 external users from a contracting perspective. They haven't licensed the exact products that Nevada is licensing. They have licensed a much smaller subset of just contract and solicitation and bidding; whereas, Nevada DOT is actually procuring a lot more functionality from us. So, the Aurigo Masterworks Software is a suite of many products. We have 11 products. Nevada is actually soliciting more number of products than Wisconsin did, therefore, there's a higher fee involved with that.

Savage: Okay. So, it's not apples and apples.

Sreenivasan: No.

Savage: It's a different set of modules. Okay.

Sreenivasan: Yes.

Savage: Thank you sir. Second to last question, again, looking at the background on some of these other DOTs, they all voice concerns of personnel changes by Aurigo during their agreements. How can NDOT be assured that this will be kept to a bare minimum by Aurigo?

DRAFT

AMERICAN OVERSIGHT

Sreenivasan: That's an easy answer, but I'll give you what happened. The growth in the company has really been the last four years. We've had 100% YOY growth for the last four years. As a result, I think three years back when we just started work with Wisconsin, we didn't have the critical mass required to deliver larger programs and so we were hiring tremendously in 2015 and 2016. As a result of that, a lot of that staff had to come back to Austin to get trained and then get redeployed and we had some amount of churn. That has been fixed. We have the critical mass right now; the team size is three times where we were in 2014. We absolutely have the scale to deliver the programs like this.

Savage: So, you'll have—

Sreenivasan: We actually have named resources for NDOT in our proposal, and those named resources will be kept on the program, there will be no change.

Savage: That's great to hear. Lastly, in my discussions with Robert, Dave and Kim, I was told I need to ask you that, it is our understanding that you're willing to return all the money spent by NDOT through liquidated damages if we are not completely satisfied, is that correct?

Sreenivasan: Let me clarify. Again, simple answer is yes. The longer answer is that we have language that we have provided to NDOT that if you, for some reason, want to terminate the contract for cause, during the implementation phase and any software has not been accepted by NDOT, then we will return all the monies. However, if software has been accepted, is in production, then monies paid for that portion will obviously not be returned.

Savage: That's fair. So, you completely stand behind your product, 1000%.

Sreenivasan: Absolutely.

Savage: That's all I have at this time. I sincerely appreciate you being here in person today to answer these questions. As you realize, this is a major investment for our state and we all want Aurigo to be successful on this venture, while ensuring the Nevada Department of Transportation makes a seamless and cost-efficient transition to this new software. That's all I have Governor.

Sandoval: Thank you Member Savage. Good questions. We just—it has to work. And, unfortunately, at least in my experience and this isn't anything about you but in other departments, we've had some pretty dramatic failures with technology. It's

DRAFT

AMERICAN OVERSIGHT

led to litigation, it's led to a lot of delays and so, when it comes to another big ticket item that really will be the backbone of this Department when it comes to projects, we just want to be sure. So, that's just my comment. Unfortunately, you're getting a lot harder questions because of the experience we've had in other places. I really—I agree with Member Savage, it's very meaningful and this is actually a first for me where the CEO has come forward and answered the questions directly. That's very impressive.

Savage: It is.

Sreenivasan: Thank you Governor.

Sandoval: Other questions? No, did you have something else, I didn't mean to interrupt you.

Sreenivasan: No. I said, thank you. We really appreciate the opportunity to come here and present to you and Nevada is an important customer to us. We are doing business in the State of Nevada. The City of Las Vegas is one of our projects, deployed. They're using our software already. We're really looking forward to the opportunity to work with the State.

Sandoval: Thank you. Mr. Controller.

Knecht: Thank you Governor. I sympathize with Member Savage and with yourself. When I ran for Controller four years ago, I knew that we were facing IT issues. I didn't realize that that would take up at least a quarter or more like a third of my job. It is a challenge we've had. We had a problematic contract and we went through two contract revisions, amendments, with the help of the AG's Office etc. So, I know from experience what the Governor knows about what a challenge this is and what Mr. Savage has pointed out here.

I want to say that Kim and Dave and Robert came to my office and gave me a very thorough and efficient briefing on what they presented last time and on the answers to the questions. My concern was with only one bidder, how do we make sure that essentially the taxpayers of Nevada will be getting full value for their money. I think, the questions that Mr. Savage asked and that they answered satisfied me on that. So, I'm ready to support this. I do thank you for coming, as the CEO and I won't say that when I was on the Board of Regents, another CEO came and unfortunately that experience wasn't as good in the long run but I'm hopeful and confident that this one will be better. So, I just want the record to

DRAFT

AMERICAN OVERSIGHT

reflect that I got the full briefing and I've given this the full consideration and thank you again Len, and Governor.

Sandoval: Thank you, Mr. Controller. Any other questions or comments on this contract? Mr. Almberg.

Almberg: I just wondered why nobody came to my office to update me. [laughter]

Martin: Me too.

[crosstalk, laughter]

Almberg: That's all for me Governor.

Sandoval: All right. If we vote on Contracts 1-4 and that brings me back to Contract No. 2, as to how we should handle that. We could—

Sreenivasan: Thank you.

Sandoval: Thank you very much sir—provide a motion subject to approval by the Legislature or just remove it until it's brought forward to the Legislature?

Malfabon: I think it would be best to remove it. It was stated that the additional estimate was very low. When we saw it was significantly more, I think it is best to approach it from that manner, Governor.

Sandoval: A stitch in time saves nine, Rudy, I'm just trying to help you out there. All right then. We will remove Contract No. 2, subject to presentation by the Legislature and further consideration by this Board. So, the Chair will accept a motion for approval of Contracts 1, 3 and 4.

Knecht: So moved.

Sandoval: Controller has moved for approval.

Savage: Second.

Sandoval: Second by Member Savage. Any questions or discussion on the motion? I hear none, all in favor say aye. [ayes around] Those opposed say no. That motion passes unanimously. Let's move on to Contracts, Agreements and Settlements. Mr. Nellis.

DRAFT

AMERICAN OVERSIGHT

Nellis: Thank you Governor, Members of the Board. There are three attachments that are under Agenda Item No. 6 for the Board's Information. Beginning with Attachment A, there are 10 contracts and one emergency contract that can be found on Pages 4-7 of 33 in your packet.

The first project is located on US-95 from the California/Nevada state line, to Boulder City Bypass in Clark County; to install intelligent transportation system infrastructure. There were five bids and the Director awarded the contract to Las Vegas Electric, Inc., in the amount of $3,248,771.10.

The second contract is located on Main Street in Fallon to replace a bridge structure. There were three bids and the Director awarded the contract to A& K Earthmovers in the amount of $940,000.

The third project is located on SR-397, 398 and 399 for resurfacing and culvert replacements. There were five bids and the Director awarded the contract to Granite Construction Company in the amount of $410,410.

The fourth project is to install edge line stripe and center line rumble strips at multiple locations in Lincoln, Mineral and Nye Counties. There were two bids and the Director awarded the contract to Nevada Barricade and Sign Company in the amount of $532,100.74.

The fifth project is located on US-395 in Douglas and Washoe Counties. This is to install a Nevada State Gateway Monument at both Topaz and Bordertown. There was one bid and the Director awarded the contract to Spanish Springs Construction, in the amount of $791,444.

The sixth project is located on US-93 in Clark County. Also to install a Nevada State Gateway Monument at Hoover Dam. There were two bids and the Director awarded the contract to Las Vegas Paving Corporation in the amount of $396,090.

The seventh project is located on US-93 in Elko County. Also to install a Nevada State Gateway Monument at Jackpot. There was one bid and the Director awarded the contract to Spanish Springs Construction in the amount of $415,444.

The eighth project is to install edge line stripe and centerline rumble strips at multiple locations in Elko, Eureka, Humboldt, Lander and White Pine Counties. There were two bids and the Director awarded the contract to Surface Preparation Technologies in the amount of $725,412.50.

DRAFT

AMERICAN OVERSIGHT

The ninth project is to install edge line stripe and centerline rumble strips at multiple locations in Churchill, Lyon, Mineral and Washoe Counties. There were two bids and the Director awarded the contract to Nevada Barricade and Sign Company in the amount of $506,200.75.

The tenth project is located at NDOT's north annex building in Carson City to install an emergency generator. There were two bids and the Director awarded the contract to Simerson Construction in the amount of $392,374.50.

Lastly, the eleventh item is an emergency project located on Kietzke Lane in Washoe County to remove and repair a damaged storm drain, system pipes and drop inlets. The Director awarded the contract to Q&D Construction in the amount of $200,000.

Does the Board have any questions regarding these 11 projects before we turn to Attachment B?

Sandoval: Thank you Mr. Nellis, any questions? Member Savage.

Savage: Thank you, Governor. Mr. Nellis, just a couple of comments. I know this is an information item only, but Items 4-10, there were three projects that only had one bidder and there were four projects that had two bidders. Is the Department reaching out to the construction industry and marketing and being proactive to the point where we can get more than one bidder or two bidders on a project? What are we doing as a Department? Because I know it's busy out there, but again, we pay every two weeks, we currently don't hold retention. It's a pretty good deal, to works for the Department of Transportation. Are we doing anything on that?

Hoffman: Member Savage, this is Bill Hoffman, Deputy Director. Good morning.

Savage: Good morning.

Hoffman: Well, it is busy, as you've mentioned, but you bring up some great comments and we do meet with the AGC in Northern Nevada and the Southern Contractors of Southern Nevada. So, good comment. We can definitely reach out to them. It is excessively busy out there, especially in Northern Nevada where you see a lot of cones. Down south in Southern Nevada, you see contractors working everywhere. We will reach out to the contractors, Member Savage.

DRAFT

AMERICAN OVERSIGHT

Savage: That would be appreciated, Mr. Hoffman, because I know as a vertical contractor, it's very important to know that the money is there at the end of the day. With the Department of Transportation here in Nevada, the money is there. So, I would think there'd be a few more contractors looking at some of this work, but I'd appreciate it if you'd look into it. Thank you Governor, that's all I had.

Sandoval: Thank you. Mr. Controller?

Knecht: Thank you. Thank you, Governor. My question goes to the fact that nine of these 10 projects, excluding only number 3 came in between a quarter of a percent and 67% over the engineer's estimate. I understand the market has heated up, but I'm wondering, there must be a systematic problem in the estimating or something to get that kind of a result. There's a really thin probability that it would happen stochastically.

Hoffman: That's a great comment, Mr. Controller. We'll look into that as well. So, when we meet with the contractors and talk to them, we'll talk about number of bidders and then, we'll work internally with our estimation process. Cole Mortensen and Scott Hine and then we'll work across the Board with the contractors, making sure that the estimates are real and that we have enough contractors on board to make it beneficial for the taxpayers of Nevada.

Knecht: Thank you.

Sandoval: All right, anything else? Member Almberg.

Almberg: Multiple of these contracts that went out here were for edge rumble strips and centerline rumble strips. Last Board Meeting we had a rumble strip that was supposed to be on the Board, but we pulled it off. It's not on this Board Meeting. I was wondering if those rumble strips are included in these projects.

Hoffman: We don't have that information, Member Almberg. This is Deputy Director Hoffman, but we'll get that information to you as soon as we can.

Almberg: Okay, I appreciate it. And, will that rumble strip be back up next month?

Hoffman: I'm not sure, but we'll get that information to you very soon.

Almberg: Because as far as I'm aware, I think we've come to consensus of what we were looking at, so just I appreciate it. That's all for me.

DRAFT

AMERICAN OVERSIGHT

Sandoval: All right, thank you. Anything else? All right, Mr. Nellis, please proceed.

Nellis: Thank you, Governor. There's 74 agreements under Attachment B, on Pages 23-27 for the Board's information. Items 1-2 are an Acquisition and an Appraisal. Items 3-12 are Facility and Interlocal Agreements. Items 13-29 are Service Providers. Lastly, Items 30-74 are No Cost Agreements and Amendments. Does the Board have any questions on any of these agreements before we turn to Attachment C?

Sandoval: Any questions on Attachment B? We'll go with the Lieutenant Governor.

Hutchison: Thank you. My question and Dennis, this is for you, it's the Kip Jones contract extension. Maybe you could just—I don't know if you want to do it now or would it be better under Agenda Item 12, as far as the update on that. And, it looks like this is going to be $150,000 and I saw on our outside counsel report that we've got about $100,000 left. So, are we thinking about $250,000 remaining on this and just kind of an update? Either now or later, whatever is best for you Dennis.

Gallagher: For the record, Dennis Gallagher, Counsel to the Board. This involves the Nassiri case. Mr. Nassiri had recently filed another appeal with the Supreme Court. So, it was anticipated that this would carry us up to the Supreme Court and possibly back down again. Mr. Nassiri recently, his counsel has withdrawn for failure to be paid. We are in the process of—we agreed to an informal meeting with Mr. Nassiri and his former counsel before proceeding with an official judgment/debtor examination. If the appeal goes away, this agreement will probably not incur many fees.

Hutchison: So, it sounds like Dennis, this may be an attempt to get a little negotiating power to resolve the case, that's why they filed another appeal?

Gallagher: Yes, as recently as yesterday, Mr. Nassiri reached out to a representative of NDOT with a proposal that's not acceptable to the Department. For the Board's edification, the status of the case currently is the District Court awarded NDOT a little over $1.1 million in cost and fees in defending this action over the past 6-7 years.

Hutchison: Did the appeal originate from that award, or was it just—was the prior appeal not dispositive of all issues?

DRAFT

AMERICAN OVERSIGHT

Gallagher: The prior appeal dealt with everything but the fees and costs, when it was sent back down, the fees and costs were then awarded and now it's the new deal.

Hutchison: Now it's being awarded, okay. It sounds like this is headed for a settlement and Mr. Nassiri may be being a little more reasonable and we can find a resolution to this, it sounds like.

Gallagher: We're always available to listen to any proposals.

Hutchison: To reasonable proposals.

Gallagher: Yes.

Hutchison: Because NDOT Counsel is always reasonable. I know that from experience. [laughter] Thank you, Governor.

Sandoval: Thank you, Mr. Lieutenant Governor. Mr. Controller.

Knecht: Thank you, Governor. I'm going to go first to Items 32, 37 and 39. All of which are supposed to be no-cost agreements but they have amounts ranging from $4,800 to over $1 million. Can somebody explain to me how those are no-cost agreements? Excuse me, forget Item 37 because that's an Amendment. It does say no-cost agreement but there's no amendment amount. Items 32 and 39 are called no-cost interlocal agreements and they have positive dollar amounts.

Nellis: Mr. Controller, this is Robert Nellis. These are receivable amounts, so there's no cost to the Department. We're receiving the funds for those.

Knecht: Say that again.

Nellis: These are funds that we are receiving.

Knecht: Okay.

Nellis: So, they're not—yeah, it's not a cost to the Department. We're not paying out the money.

Knecht: Okay. I appreciate that explanation. That's helpful. It wasn't apparent on the face of the document, as least as far as I could tell. Let's go back to Item 11. I'm sort of surprised the Governor didn't go forward with this one. This is research and design—or, research by a consortium research studies or that's the purpose. It says, conduct research on topics to be selected by an NDOT advisory board,

DRAFT

AMERICAN OVERSIGHT

through a consortium of universities led by UNR, etc., etc., etc. $143,700. Give me some comfort that this is going to actually deliver some value to NDOT and to the taxpayers.

Rosenberg: For the record, Sondra Rosenberg, Assistant Director for Planning. I was also surprised this hadn't come up yet.

Sandoval: I've got to let everybody else have some fun. [laughter]

Rosenberg: Let's go back to the research topic on the other item—no. What this is, it's actually a holdover from several years ago when this consortium of universities was selected for a University Transportation Center Grant. We had an agreement with them—I can't remember if it was four or five years ago, when they won that to help support that research that was federally funded at a 50% match level.

Much of that has been expended. It's actually leveraged. The required match is 50%. It's actually leveraged, I think significantly more than that in additional research funds, both from the universities as well as other partners. We had a slight amount remaining, this $143,000. The additional requests that we were getting from the universities, we were having a bit of a disagreement on the overhead rate. We decided it was simpler to clarify that in one agreement with the remaining committing funds towards that, that UTC research and the way that works is, each time they have a proposal for selected research they would like us to fund, we have to agree to that 50% of that research statement. They come to us on a one-by-one basis, not to exceed this amount and we say, yes this is worth some of our funds to—there's a benefit to the Department to select that.

So, it's one agreement, rather than the individual ones we get through our typical research program, because they got this large grant from USDOT. So, we'll be working with them to expend those remaining funds, to complete their UTC grant amount.

Knecht: Okay so, the short version of that is, this is sort of an overhang from the previous agreement—

Rosenberg: Correct.

Knecht: And that we're going to trust you, Sondra, to make sure that we get full value.

DRAFT

AMERICAN OVERSIGHT
NV-DA-20-0615-A-000941

Rosenberg: Correct. Yeah, this was—it was previously committed funds, essentially. So, we just rewrote the agreement to clarify that overhead rate, at the lower rate, per state funded agreements, rather than at the higher rate for federal agreements because the federal funds don't come through us. So, yes, essentially the Director's Office serves as the Research Management Committee and we will be approving any of these funds that are actually spent on this specific research.

Knecht: So, by explaining that you're leaning on them about the overhead rate, you give me some confidence, so thank you for that. I've got two more. One is Item 10 with the City of Las Vegas. We're increasing the authority by $500,000 from $1.1 million, which is something like 45%, due to a delay in the start of the project. These are all nice soft round numbers with the City of North Las Vegas. Cole, can you or somebody explain to me how we got to $500,000 increase due to the termination date being extended from June 30th of this year to the end of 2020, due to a delay in the start of the project?

Mortensen: Yes, for the record, this is Cole Mortensen, Assistant Director of Engineering. That particular project was taking a portion of a resurfacing project in an agreement with City of North Las Vegas to allow them to construct and bid it because they were putting in, I believe a water line, through that area. Sorry, not a water line, an interceptor sewer project. We knew that they were coming in after us, so we didn't want to build the project just to have them come in and cut it. It's my understanding that the difference in the agreement was the difference in the engineer's estimate. So, early on, we did an agreement with them for the $1.1 million. Once we got down to a point where they actually bid the job, there was quite an increase in the cost there and we were on the hook for it because that was our portion of the work.

Knecht: I think I follow that. Final one and this is a little bit bigger. Mr. Dyson, Item 12, $4.25 million to provide necessary funding for the Freeway Management System Component of the FAST System and the Central Operations Building, referred to as the Traffic Management Center, etc. That's a big chunk of money for one of these. It just meets the—or, comes under the threshold, but it's for maintaining and operating the ITS, can you explain what the ITS is and why $4.25 million is a reasonable figure?

Malfabon: I can actually take that Thor. So, the RTC of Southern Nevada has the Freeway and Arterial System of Transportation, FAST, Operations Center. NDOT and Clark County, the cities here locally pay the RTC to operate and maintain those

DRAFT

AMERICAN OVERSIGHT

devices. So, we have, as far as our Intelligent Transportation System devices, it's signals at interchanges and it's the cameras, it's the flow meters that will look at how traffic is flowing in certain highways. A lot of state highways or arterials will be discussed later on in the transfer agreement, but those have traffic signals that are part of those, the system. So, a lot of devices are out there that they—yeah, the overhead structure, the DMSs, they maintain that because they have a—it's seamless in that they can have the technicians go out there rapidly. As part of this agreement, this agreement's been in place but it's due for renewal and we've added a lot of devices under Project NEON. So, that was a lot of the justification for the increased cost. You can see those as you drive around town today. A lot of those overhead message boards is part of the Automated Traffic Management System. So, this was just a renegotiation of the cost based on the number of devices. It's similar to what they do in Clark County and all the cities down here.

Knecht: How does the billing work on—under this contract? Do they bill it by event or—

Malfabon: It's a monthly—I believe it's a monthly bill that's reviewed by the District staff for agreement to pay. They review it and then they submit it up to Traffic Operations for a final review and it's processed for payment.

Knecht: Thank you Rudy, thank you Governor.

Sandoval: Thank you, Mr. Controller. Just wanted the record to reflect that Member Valentine has joined us in Carson City. All right, any further questions with regard to Attachment B? All right, Mr. Nellis, if you'd please proceed.

Nellis: Thank you, Governor. There is one settlement under Attachment C for the Board's information. This is with FLP Holdings, LLC in the amount of $75,000. It's an inverse condemnation for a billboard that was removed and never replaced along I-15 and Cactus Avenue in Las Vegas.

That concludes Agenda Item No. 6. If there any questions, I'm sure Mr. Gallagher will be able to answer them.

Sandoval: All right, any further questions with regard to Agenda Item No. 6? If there are no questions, this is an informational item only, so there will be no vote. We'll move on to Agenda Item No. 7 which is a Road Transfer.

Malfabon: Thank you, Governor, Board Members. Items 7, 8 and 9 are associated with Road Transfers. As NDOT completed the construction of Interstate 580 in Carson City,

DRAFT

AMERICAN OVERSIGHT

the Carson Freeway, we looked at an agreement as was mentioned earlier during public comment with Carson City to take over some of the local roads. So, this completes the disposal of the NDOT right-of-way to Carson City.

Item 7 is associated with Carson Street from Fairview to the freeway, to I-580, intersection. Item 8 is associated with the frontage road at Clear Creek Avenue, in the same vicinity at the south end of the freeway. Item 9 is for Snyder Avenue. The City passed a resolution supporting the transfer from NDOT to the City and I think that now is the time for Dennis Gallagher, our Chief Counsel, to address that issue of the underground storage ground tanks on property that was mentioned in public comment.

Gallagher: Thank you, Director. For the record, Dennis Gallagher, Counsel for the Board. The question that came up this morning is dealing with some underground tanks that have been at that location for decades. The relinquishment of this property to the City doesn't change the responsibility to remove those tanks. It will just keep the Department in the change of title, which we currently hold and now add the Carson City. I take it from the comments by the representative from Carson City, they are aware of this situation and under the circumstances, are still willing to accept this property from the State.

Sandoval: All right, anything else?

Mortensen: Governor, if I may add to that.

Sandoval: Yes.

Mortensen: We have a letter from NDEP dated July 14, 2010, basically confirming that the site has been treated. Now, with sites like this where you have a fuel tank and there's a plume, I believe that the important part of the treatment is to ensure that the plume is no longer migrating or anything along those lines. At this location, it is not. The tanks have been scoured and cleaned, which is one of the requirements for underground storage tanks. So, essentially at this point in time, the site is considered remediated.

Sandoval: Okay. Again, I haven't done this in a while, but just the mere relinquishment to Carson City wouldn't absolve the property owner from any potential liability, is that an accurate way to put it, Mr. Gallagher?

Gallagher: For the record, Dennis Gallagher. That is a very accurate way to put it, Governor.

DRAFT

AMERICAN OVERSIGHT

Sandoval: Yeah, all right. Thank you. Mr. Controller.

Knecht: Governor, thank you for making that point clear, but as Mr. Gallagher pointed out, we'll still be in the chain of title and the transfer doesn't absolve the state from any potential liability either, does it?

Gallagher: All the record holders will be potentially liable, if the current owner is unable to remediate it, but as Mr. Mortensen put out, or just stated, NDEP used this site now as remediated and that could be why Carson City is willing to accept this property.

Knecht: NDEP does, is it possible the federal government will have a contrary opinion? Does it have any jurisdiction on this?

Gallagher: Yes, they have jurisdiction, but NDEP is the arm of the EPA, if you will, in the State of Nevada.

Mortensen: If I may, based on the guidance that we have here, I have the requirements for 40 CFR 280.20 and 40 CFR 280.21, that provide the requirements for those underground storage tanks, in a temporary closure condition, which is what they consider this, since they're still in place. They've just been remediated. That would be the requirement that the NDEP would be holding the property owner to.

Knecht: I guess the bottom line is this - is there some possibility that the removal of those tanks will be required in the future? A practical possible idea.

Gallagher: For the record, Dennis Gallagher. I suppose it is possible, depending on what the City of Carson City chooses to do with that property.

Sandoval: We won't be in any worse off position by relinquishing this than we are now, correct?

Gallagher: That is correct, Governor.

Sandoval: Yeah.

Hutchison: Governor?

Sandoval: Yeah, Mr. Lieutenant Governor.

Hutchison: My understanding of all this federal law is, everybody in the chain of title is going to be liable. This is—the federal law captures anybody who has ever held chain

DRAFT

AMERICAN OVERSIGHT

of title. Matter of fact, people who like, just drive trucks over it can be responsible for it. So, there's nothing that we're going to do today that's going to increase the state's liability. There's really nothing we can do that's going to decrease the state's liability. We're in the chain of title period, for time and all eternity and so is this individual. I know Mr. White had expressed some concern about that during public comment, but so is this individual property owner, is not going to be absolved of liability. Is that your understanding of what the federal law is and state requirements, Mr. Gallagher?

Gallagher: For the record, Dennis Gallagher. That is in fact my understanding and you put it so much better than I could express it. Thank you.

Mortensen: If I may, the risk at this point in time is not increasing. What would happen if the storage tanks were to be removed, they would have to be handled in whatever fashion necessary for the tank itself. The soil and the material around the tanks to a certain level would be removed and handled as a hazardous material, under the circumstances that we normally would handle that, to the level that they get disturbed, I would assume. At this point in time, I don't think that the liability is a great liability.

Sandoval: I think we've covered this pretty well, in terms of that there—if there is indeed a responsibility by the property owner, or that property owner still will be responsible, it provides comfort that Mr. Mortensen has presented a letter from NDEP that says that the tanks have been cleaned. Carson City does not foreclose its ability to seek damages or compensation or clean up from the property owner. So, it—you know, the other piece of this is, this is necessary to move forward with that Complete Streets Project. Given that we've laid, I think, a sufficient record that the State is in no worse position by virtue of this relinquishment, that the property owner is still responsible, that—I guess, that's all I have. I'm comfortable moving forward with Agenda Items 7, 8 and 9 because they are all part of the same project. Any other comments or questions from Board Members?

Knecht: Governor, I just see Mr. White raising his hand, can we indulge him a question?

Sandoval: Well, I just don't want to get into a debate on the record—

Knecht: No, I understand that.

DRAFT

AMERICAN OVERSIGHT

Sandoval: Mr. Controller, you know, I think we've heard what we need to hear on that with regard to public comment.

Knecht: I guess he'll have an opportunity at the end of the meeting to say whatever else he has to say at this point?

Sandoval: Yes, Member Savage.

Savage: Thank you, Governor. Just a comment on the relinquishment. I know Bob has been working on a lot of relinquishments for eight years and we have several Board Meetings, so I just want to thank Carson City for seeing the big picture. It's a pleasure and I wish other cities would also relinquish some of the roads that we have throughout the State of Nevada because they just need to see the big picture. So, I thank Carson City. Thank you, Governor.

Sandoval: For those of us that have sat on this Board for a while, this was one of my issues, we continue to essentially subsidize some of the local governments because we take care of highways that are no longer highways and are within city limits, etc. Again, I think, a little bit at a time and this is a great project. We've got that TIGER Grant that allows this project to go forward when it otherwise wouldn't. This project can't go forward unless we do this relinquishment. I would imagine there's also a time limit on the ability to use those TIGER Grant funds and complete the project. Is that accurate, Director Malfabon?

Malfabon: Yes Governor, typically, federal funds have a certain timeframe that they're allowed to spend it.

Sandoval: All right. So, within each of these agenda items is a Resolution of Relinquishment. The Chair will accept a motion to approve the Resolutions of Relinquishment as presented in Agenda Items 7, 8 and 9.

Martin: So moved.

Almberg: Second.

Sandoval: Member Martin has moved for approval. Member Almberg has seconded the motion. Any questions or discussion on the motion? I hear none. All in favor, please say aye. [ayes around] Those opposed say no. That motion passes unanimously. Let's move to Agenda Item No. 10, speaking of transfers between NDOT and local governments, Clark County.

DRAFT

AMERICAN OVERSIGHT

Madewell: Good morning Governor, Members of the Board. My name is Bob Madewell, I'm the—

Hutchison: Can they hear you in Carson City?

Madewell: I'm not sure.

[pause to fix audio]

Madewell: Let me restart it. Good morning, Governor, Members of the Board. For the record, my name is Bob Madewell. I'm the Manager of the Roadway Systems Unit of the NDOT Planning. I deal with [audio cut] in the state and today, I'm very excited to bring this one to you.

We've had over two years plus, negotiations with Clark County regarding the transfer of a portion of the CC215, you may all also be aware, it's also called the Beltway. In exchange for NDOT taking over that road, a portion that's between Stephanie and Warm Springs. We already have the portion between 515 and Stephanie. Also, the portion between 515—or, excuse me, I-15 and the Airport Connector, Warm Springs, in that area.

In exchange for that, they're going to take over several of the state roads, which I will mention to you in my presentation, but it's been an accumulation of a couple of years of negotiations. I definitely want to thank Clark County and their staff, specifically Public Works Director, Dennis Cederburg, for his assistance and getting us through to this point.

The accumulation of that is two agreements that were signed by Clark County on October 2nd of this year. We had to go with two agreements because one is a new agreement to transfer roads that were not contained in an earlier agreement where we—where NDOT took over the responsibility for those roads. So, this is a new agreement. Two of the roads involved in this transfer are roads that were involved with a 1983 agreement where the state took over several roads in the Clark County area for the purpose of maintenance and operation only. We never obtained the right-of-way to those. So, we're giving those back to Clark County.

The other ones in the original agreement that I'm talking about today, they'll actually be right-of-way transfers and at some point in the future, you will have an opportunity or the Board will have an opportunity to approve that actual transfer at that time.

DRAFT

AMERICAN OVERSIGHT

As mentioned to you, the two years of the transfer and the result of the two agreements, the Transportation Board will have the final say on a portion of this and when I get to the maps at the end, you will see two different maps that will show you the roads in question that you'll ultimately have that opportunity to actually vote on that transfer at that time.

If you could bear with me, this pushing over to the left is a little different for me.

So, I wanted to give you a little brief on relinquishments first, because some of you may have been involved in my presentation back in 2013 and 2015 where we went to the Transportation Board and updated NRS 408.527 that required a new process for road transfers. It required us to first meet with and negotiate with various agencies on this road transfer. During the process, it also required that we develop and create a manual, a guiding manual that all the cities and counties and NDOT followed that process to negotiate, so that there was an equitable transfer or exchange of properties. In some cases, there may be a monetary exchange. In this particular case, it's an exchange of roads for roads. So, in those discussions with Clark County, we have determined that the equitable exchange will be the transfer of the roads because of the uses.

NRS 408.527 also allows the state to take roads that are no longer in—the state no longer needs. We have a lot of surface streets in the state, as the Governor has mentioned that NDOT has taken over for a lot—for various reasons through the past. They don't act as State Routes for our purposes. We prefer to have roads that act as freeways, expressways, high-speed, higher volume roads that will get you from, not just Point A to Point B, but Point A to Point Z sometimes.

In this case, when we started these negotiations, we looked at those elements and the roads that we're giving back to Clark County are surface streets here in the Clark County, City of Las Vegas area. In exchange for that, as I mentioned, we're going to be taking on the CC215, which is acting as a freeway today, if you will. Many of you have driven it, if you haven't, please do.

I mentioned the 2013 Legislation where we made the rule changes. Here are some of the key elements that occurred out of that 2013 change. Defined the instances where Department can relinquish roads or accept roads. Relinquish roads exceeds the Department's needs. In this case, surface streets exceed our needs because we don't need them to travel between freeways. We want people to get on the freeways and travel those freeways. We don't need surface streets

DRAFT

AMERICAN OVERSIGHT

because they tend to work for local businesses or residential uses. People getting around their community, if you will. We do need freeways and we do need expressways. We do need those high-speed roadways. That's where we're talking about on the third bullet there where it says, accept the roads that have risen to the level of qualifying as a state route. And, very specific there, I'll give you some examples: high volume, multilane, access controlled, long distance routes.

In this process, when we started this negotiation with Clark County, we did use the new Guide to Road Relinquishments. I call it "new" even though it's about four years old now. We've had this opportunity to actually apply many of the elements of that. We started out with a formal documentation of do you want to talk and they responded. We followed the further processes that are involved in the manual and identified a negotiation process, as I've said, over two years of negotiations, many, many meetings between the two agencies and consideration on both sides got us to this point today where again, I have to stay very excited about this because this is, in my opinion, one of the bigger ones we're doing in the state right now.

So, I want to go straight on to the maps and show you the roads in question because I've talked about some of those but some of you may not be aware of them. The first attachment shows the routes that we're giving to Clark County. Those are currently state routes and we're giving those portions to Clark County. I do want to caveat something here that, some of those roads, we're giving half of the road to Clark County, the other half goes to the City of Las Vegas; which I'm in final negotiations with them. My hope is, within the next two months, by January, we'll have completed that.

So, as you look at this map and you see those breaks, see that really as a solid line through because part of those roads are in the jurisdiction of Clark County. Part of those roads are in the jurisdiction of the City of Las Vegas. We are working with them, and again, within the next two months, very confident that we'll be completing that negotiation.

You have, I believe in your packet, the roads that are involved. Real quickly, I can tell you it's a portion of Charleston, portions of Sahara. Tropicana between Las Vegas Boulevard and Maryland. A little portion of Russell that goes over the freeway Interstate 15, over to Las Vegas Boulevard. And, in exchange for those roads and then my third map, when I get ready to show you, will be those two

DRAFT

AMERICAN OVERSIGHT

roads that were involved in the 1983 agreement, where we just simply are giving it back to them for them to take control of again.

In exchange for that, as I mentioned, we're going to be taking Warm Springs, from Stephanie—I mean, excuse me. CC215 from Warm Springs to Stephanie. We already maintain the portion from Interstate 15 to Warm Springs, as well as Stephanie to 515. This other portion will complete the entire portion of CC215 between Interstate 15 and Interstate 515.

The only other piece to that I need to add is that, this process—and I'll mention this again because this is a key point, this process of transfer takes an extended amount of time when you're doing right-of-way documents. So, the first phase of this is, we want to do the transfers and within 30 days of the signing of the agreements that had already been signed by Clark County, operation and maintenance would transfer to Clark County and we would transfer operation and maintenance of the 215, except a small portion of it.

Clark County wants to keep the portion for operation and maintenance between Warm Springs and Pecos because they're adding a lane in each direction. They have a project there that should be completed sometime in the next, let's say 6-18 months. It will take us that long to do the right-of-way documents, anyway. That's a cost savings to the state, I might add, by them having already put those lanes in.

Eventually, we will own all of that portion between 15 and 515 and Clark County would though take over the portions that I've shown you in the prior map for those surface roads within 30 days after signing of the agreements, which I hope today, your action will allow our Director to sign those agreements and let us move forward with this action.

This third map, of course I wanted to show you is the map that involves the two routes that would go back to Clark County. In the 1983 agreement, NDOT took over the operation and maintenance of those roads so they are technically state routes right now today. That's a portion of Jones, that's what it is, and the other portion of Sahara that takes off from Boulder Highway and goes on over to Nellis. That was the portion that was the amendment in the two agreements.

With that, I gave you a very brief quick overview of two years or so of negotiation but also wanted to make sure you understood that—that this action

AMERICAN OVERSIGHT

will transfer a lot of those surface roads, get them out of the state's system and put us back into the business of working on and utilizing freeway type arterials, in this case CC215. I will also add that, this is the first phase of many to come. This is the first phase. We did a lot of work on this, to create templates for the future work, to get us to the next level. Very detailed agreement. I don't know if you have a copy of the agreements in your package, but you will see in Attachment C in there, that if you do not see that, it's a lot of detail, multiple pages of how we're going to handle in detail the maintenance and operation of these roads, including bridges and the offramps and onramps and everything. So, we got very detailed in it. That's the meats of the potato here, but the reality is, NDOT will get off of some surface streets, back into some portion of what can be decided/determined as a freeway, the CC215. It's Phase 1 of many future phases that come. As we trade more routes to them that are surface roads and take on more portions of the CC215 from 15 on around, as portions of it's built.

With that, I'm open for any questions you may have. I can tap dance too. [laughter]

Sandoval: Thank you. It's an excellent report. I appreciate all your work. I guess I have a process question which is, this is marked as an action item and it's listed as a report on the status of road transfers between the Department and Clark County. We have copies of maps, so what we would—

Malfabon: That was at my request Governor, just basically to give the Transportation Board a new credit for authorizing me to sign—by the matrix of what's delegated to the Director and typically interagency agreements are delegated to the Director to sign, but I wanted it on the record that the Board supports this move and it is a testament to your guidance and direction to the Department to get these things done, for transfers. Subsequently, as Bob mentioned, in 18 months, the formal action for the legal transfer of right-of-way will take place at the Transportation Board.

Sandoval: Thank you. As I said, this has been years in the making. It's the right thing to do and I want to compliment Clark County for its willingness to cooperate with us and with us being the State. If I were to take a motion, would it be, Mr. Gallagher, to approve the report on the status of road transfers between the Department and Clark County? What would be the action we're taking here?

DRAFT

AMERICAN OVERSIGHT

Gallagher: For the record, Dennis Gallagher, Counsel for the Board. Yes, Governor, given the agenda, that would be the appropriate motion, as the Director indicated when we get into the actual transfers, they'll be brought back to the Board.

Sandoval: Okay. Thank you. All right, any other questions or comments from Board Members?

Martin: I have one for this gentleman.

Sandoval: Mr. Martin.

Martin: So, after two years of negotiation and I'm assuming you're spending most of your time working on this thing, you're trying to get all the cats in one playpen. Do you really want to see us pass it or are you fearing you're going to be out of a job after we do that? [laughter]

Madewell: Member Martin, being out of a job with the number of roads that the state has that they would like to give back to local agencies would take more years than I have left in my life. [laughter]

Martin: So then you can support us passing it.

Madewell: Absolutely. I ask for your approval of it to allow our Director to sign that and allow this one to slightly move off of my plate so I can focus more on the next phase of this as well as the discussion I'm having with the City of Las Vegas again tomorrow morning, on the next portions that will help finalize these roads. I would ask your support.

Martin: Okay. So, I'll move for approval of this item.

Sandoval: Okay, before we take the motion, Lieutenant Governor.

Hutchison: Bob, thank you very much for this briefing. I have a couple of just questions. So, the goal is to take all of 215, right? Are you going to start working on west of the I-15 next? Is that what you're kind of--

Madewell: That would be our hope, but that has been a preliminary discussion so far, yes.

Hutchison: Okay. Then, will actually change? Will the signage change? I travel that road every day. I'm just wondering, will it change from CC215 to SR215, or—

Madewell: It's actually not SR, it's IR, Interstate—

DRAFT

AMERICAN OVERSIGHT

Hutchison: Oh, it'd be an interstate, okay.

Madewell: So, there's a quick piece I will tell you on that. A portion that's already been approved by Federal Highways years ago for an interstate designation was the portion from 515 to I-15, that's already…

Hutchison: That's already an interstate.

Madewell: That's already approved for designation. It can't be an interstate today because Clark County owns it, the state doesn't. So, having said that, yes, we will—that will be changed to Interstate 515. Route signing would be changed to say Interstate 515 out there.

Hutchison: So, that will say, that's I-515. That will just be a—it will be I-215.

Madewell: It's 215, right. Yes.

Hutchison: Right, okay. Right. And then my—just a curiosity question. I, for the life of me, can't understand why the state would do that, but why would the state have back in the day designated, you know, Sahara between Rainbow and Decatur to be a State Route? It just seems like there's—I'm sure there's a good explanation for that, but can't imagine one right now.

Malfabon: I believe it was associated with the Fuel Tax Revenue, in order to improve some of those roads, back in the 80s, there was an agreement the state would take responsibility for some of those roads between the curve lines and that way the pavement could be improved systematically as they were due for repaving. So, it had to do with revenue available, that was more available to the state at that time and it was thought that we needed to address the needs on these local roads. I can't—you know, I wasn't around back then, but it was back in the early 80s, they had an agreement for all these local roads, became state routes. I think it had to do with condition and need and available revenues.

Hutchison: Just curious, thank you. Thank you, Bob.

Madewell: I can actually add one thing to assist Director Malfabon and that was that, during that time, there was a need to change those over to Federal Aid Highways. So, at that time, that was prior to a huge change in the federal aid system. So, the state had opportunities to have federal aid highways [crosstalk]

DRAFT

AMERICAN OVERSIGHT

Hutchison: Okay. So, it really all came down to funding. Okay, thank you. Thank you, Governor.

Sandoval: Thank you, Mr. Lieutenant Governor. Any questions in addition to those that have been asked? Member Martin?

Martin: Now?

Sandoval: Yes, please.

Martin: I'll make a motion to approve the Agenda Item No. 10.

Sandoval: Yes.

Martin: That's in front of the Board.

Sandoval: Member Martin has moved to approve Agenda Item No. 10; is there a second?

Hutchison: Second.

Sandoval: Second by the Lieutenant Governor. Any questions or discussion on the motion? I hear none. All those in favor, please say aye. [ayes around] Oppose, no. Motion passes unanimously.

Malfabon: Thank you, Bob, for your hard effort on this, I know there's a lot more to do but, good job.

Sandoval: All right, we'll move to Agenda Item No. 11, the One Nevada Transportation Plan.

Rosenberg: Good afternoon, Sondra Rosenberg, Assistant Director for Planning. We saved the best for last. This is our new statewide Transportation Plan, the One Nevada Transportation Plan. One vision, one plan, one Nevada. So, we've been working on this for a couple of years. I did do a presentation two months ago to the Board for information. Now, we're coming back for hopefully for approval. I will go quickly because this isn't new information, but there is a lot to cover and I'm very excited about it.

What is the One Nevada Transportation Plan? This is a strategic document that guides future activities at NDOT. This doesn't have a detailed listing of our projects. That can be found in the electronic STIP. It really is to set the framework, set the foundation for how we go about transportation planning in the

DRAFT

AMERICAN OVERSIGHT

state and how we go about selecting our priorities and allocating resources. It will be regularly updated.

This plan was developed, led by NDOT Planning Division. Our Project Manager, Tim Mueller, is in the room with me today. Our consultant project manager, Brian Gant is in the room with you down there today. It was really a community effort, across the Department and with our partner agencies. It really took a village to create this visionary document. We got involvement across NDOT with all the Divisions. We also had a steering and technical committee made up of lots of those partner agencies at the local, state, regional level, federal level as well. We also garnered input from the traveling public and community and advocacy partners and supported that with technical analysis, performance data and other existing planning efforts.

Part of that outreach and I mentioned this last time as well, we did kind of do a roadshow, a tour around the state meeting with community members from various different communities as well as had focus group meetings, surveys, online survey, mobile outreach. We did a number of different venues to try and get input on this planning document. With again, the goal to have one vision for transportation for the state.

That vision is a safe and connected multimodal transportation system that links Nevadans and supports the state's economic vitality. That is supported by six goal areas; enhance safety, preserve infrastructure, optimize mobility, transform economies, foster sustainability and connect communities. Those goals were developed not only through that input from Department partners and the public, but also to align with USDOT FAST Act National goals, as well as NDOT strategic goals and so there, you can see that, that's a figure from the document. In addition, in the document itself, it also shows alignment with the State of Nevada's strategic planning framework as well as the regional planning goals. So, our metropolitan planning organization partners, we really wanted to align those other transportation agency goals with the statewide ones.

What's in the plan? So, this is just the table of contents. That includes the vision. Nevada Today, which has the current conditions. Nevada Tomorrow. Future trends we expect. What we've heard from the public. Our proposed performance and prioritization approach. Funding needs and strategies. And then, the implementation actions. I've said this before, I'll continue to say this, this is the foundation. This is really the starting point. So, I'm really excited about that

DRAFT

AMERICAN OVERSIGHT

Nevada Next chapter that outlines the next steps we have to take to really put this in action.

That includes planning for performance. This includes a roadmap for us to connect decision-making through performance and prioritization framework. That includes allocating resources, setting targets, prioritizing projects and measuring progress. Then we start that all over again. This will help NDOT make the right decisions on the right projects, at the right time.

We put this plan out, the draft plan. We presented the Executive Summary to you two months ago and since then, we put it out for public comment. Beginning at the end of September going through the end of October. During that time, we, staff, continued to revise the document more for consistency with other documents, readability and brevity. We wanted to make sure there was no erroneous information in there. We wanted to get to the point and convey that message clearly. Those revisions didn't alter the message or key findings of the document, really just to improve the readability of it.

Then we received comments, public comments from eight public individuals. I say from eight individuals because some of them were multipart comments. For the most part, they really didn't change the document. One of them had very specific requests in terms of understanding some of the figures. The rest of them really had mostly positive feedback. There was one that wanted to sell us a website search tool. We didn't—we're not going to do anything with that one, but really the biggest feedback, really positive feedback on improving the transparency and collaboration in the state. A lot of comments or a lot of emphasis on really the desire for increased multimodal recommendations and emphasis and primarily with high-capacity transit. So, we're going to reach out to those individuals and sort of explain why we currently have a limited role in that space, but what we'd like to do to kind of expand that conversation on what the state DOT's role is on transit and high-capacity modal options. There was a specific comment on some very specific current safety and way finding concerns. We'll reach out on that specific comment and then you know, specific project suggestions. So, we're going to reach out to all those individuals with responses and hope to engage them in future iterations of this and continuing to improve this process.

This is the Performance Implementation Roadmap. In my prior presentation, this was shown as that long and winding road. It will take us a while to get to kind of

AMERICAN OVERSIGHT
NV-DA-20-0615-A-000957

a full integrated performance driven process, however, again this builds a really great foundation and we have a roadmap for the steps we need to take to get there and ongoing increasing collaboration, coordination and transparency.

You can find the plan itself at OneNVPlan.com or contact our Project Manager, Tim Mueller with the NDOT Planning Division. We are working on improving the website. Once we get the plan approved, we're going to continue to work on how we communicate that. So, working on a more interactive website that's going to be a little more user friendly, not just pointing to the documents but really providing easy information on our current performance metrics and goal areas and things like that. So, I'd be happy to take any questions. Thank you.

Sandoval: Thank you. First and foremost, this is an awesome product. The amount of time and effort that must've gone into this is unimaginable. I bet its thousands of hours. So, my compliments for what you've put together there. It's a comprehensive understandable great product that I think will set an example for many, many years. I really want to convey my appreciation to you, Ms. Rosenberg, and your team, for putting this together.

The only question I have and I've been through probably 80% of this. Like I said, it's really good reading. Is there any intersection at all with the STIP?

Rosenberg: Yes. What we're—what this is setting the foundation for is actually another process we've been working on for a couple of years called the PLANA which is actually linked to the ESTIP. It's the Planning and Needs Assessment. So that tool is going to give us a way to collect all of the needs that aren't funded yet and to evaluate first at the planning level to see if it's truly a need and aligns with our goals. Then those that do, pass it on to scoping, that eventually become a project in that electronic STIP and work program.

So, in the interim, while we're working through that process, what we've done is simply provide a link to the ESTIP, on the One Nevada Plan website with the plan, so we say you know, here's the plan, here's the foundation, here's our current list of projects and we'll continue to refine that process and improve that transparency and where those needs go, how they get evaluated and eventually funded and refined.

Sandoval: So, there's no conflict between this and the STIP?

Rosenberg: No, absolutely not.

DRAFT

AMERICAN OVERSIGHT

Sandoval: Okay.

Rosenberg: And in fact, can you put my presentation back up, I have a ton of extra slides just in case. [laughter]

Sandoval: No, I trust you. I trust you, it's okay.

Rosenberg: And bear with me—

[crosstalk, laughter]

Hutchison: She's got a slide for this.

Rosenberg: And, I'm sure that Mark put together the initial draft of this presentation is doing a little, I told you so, because he had this in there and I took it out. On the right there is—and this is in the plan. So, this is part of that roadmap, in terms of where we're going and what process we're trying to build. The idea is that projects and ideas really need suggestions, concerns come into this, the plan, to form the planning and needs assessment. That gets screened at the long-range level, the planning level, really to see if it's aligned with the goals of this process. Then, if they are and as we refine those suggestions into real needs and as they become closer to becoming a real project, then they get considered for allocation of resources. Then eventually, to that mid-range level, that's where we start kind of refining the scope, defining the project a little bit more, ensuring that the researchers are available so that by the time projects get into the STIP, we're pretty confident on what it is, how much it's going to cost and when we can get it done.

So again, we're not there yet, but this is our vision in mind. We have kind of that long range list, our long range element in the work program, which is attached to the electronic STIP. Then we have that four-year constrained list of projects. So, we have kind of the starting and end points, and what we're working on is that process to further refine, to have better transparency in terms of where those long range projects fit in terms of our priorities and likelihood of getting funding. So, we're working on kind of those middle pieces, but we have that long range list and the short range constrained list. It's all part of this process. This document, this process is to help us have a more—have more confidence in that STIP document at the end of the day.

Sandoval: Thank you. Other questions or comments? Mr. Lieutenant Governor.

DRAFT

AMERICAN OVERSIGHT

Hutchison: Thank you, Governor. Again, I echo the Governor's sentiments and observations and conclusions about what's been done here with the plan. I really just kind of have a comment and maybe a question for follow-up. This is, this really is good work and lots of lots of time spent on this. I just think it'd be prudent for the Department to think about how this is going to be presented to the next Administration and to the Legislature. This is really a key working document for what's been happening over the last year or even longer, when this has been put together. I wonder if there's been thought given to how this will be presented to the next Administration and to the upcoming Legislature.

Rosenberg: I am going to give that back to Director Malfabon actually, we have— Let me take a stab at it first actually. We did purposely want to get this kind of wrapped up and documented under this current Administration because we know this Governor, this Board has been very supportive of this type of a process. So, we wanted to get kind of support, kind of wrapped up and then use this as an education piece for the incoming Administration, as well as the Legislature, in terms of the details of how we're going to do that, I don't know that we know that yet. That was the intent, so we have something in place to kind of say, here's how we do things at the Department.

Hutchison: Yeah. If I could just interject, what you don't want to have happen is just have the next Administration come in and this just gets shelved somewhere and they're going to start all over again, or they want to start from scratch when you've got such a great product already. So, you may want to just give that some thought in terms of how that's going to be presented and offered, not only to this next Administration, but the Legislature as well. Rudy, do you have any thoughts on that?

Malfabon: I think that it's a good process. As Sondra had mentioned, it's going to be implemented over a few years. The idea was to take a lot of what we hear at our workshops and our annual presentations to counties, what they're telling us, what their needs are. As you saw during public comment, there was some needs expressed in Fernley today. The idea is gather those up, but also go through a rigorous process so that we look at the available revenues and the needs around the state and look at all the things that are supported. Safety, economic development, mobility.

Ultimately, it's the responsibility of the Transportation Board in approving the Statewide Transportation Improvement Program to give the guidance to the

DRAFT

AMERICAN OVERSIGHT

Department and the oversight and governance. So, it's part of the process to get that influence from the public, as well as decision-makers across the State and ultimately from the Board.

Hutchison: I just think it's impressive, some of these slides here, that maybe ought to be emphasized. This was not just something that was cooked up by NDOT or by this Board and this was a lot of engagement across the State.

Malfabon: Yes.

Hutchison: When you look at some of these slides here, in terms of more than 2,000 Nevadans were engaged in the process. You talk about all your mobile workshops and advisory partners and the input you received. I think it's really important that the incoming Administration understands, this is really a statewide effort and lots and lots of participants that really result in this fine work product that we have before us. So, my compliments and thanks again for your work.

Sandoval: Mr. Controller.

Knecht: Thank you. I have just one question. I saw the reference early on in this document to transit, light rail, etc., and I heard your discussion. The thought that occurred to me throughout is I looked for some more detail on that matter and didn't find it, was that with mobility on demand as a service, with autonomous vehicles, etc., isn't it likely that we're going to gut to a great extent the demand that's necessary for transit and light rail projects? What they need is high occupancy and high frequency and it seems to me that they're not going to have that in the future as people have more alternatives.

Rosenberg: Thank you, that's a great comment. These are the types of things that keep me up at night, as a transportation planner. With the emerging technology, like you said, mobility on demand, mobility as a service, when I was in grad school we had a class on discrete choice models. So, when we do our travel demand model, there used to be a step in there where you assigned discrete choices to the travelers, right. Are they going to drive alone? Are they going to carpool? Are they going to take the bus? Are they going to walk, bike? Those choices are no longer discrete, right? So, it might be some combination or those or you're getting an autonomous rideshare system. I know there's a lot of work nationally on how to do those travel demand models, but the reality is, we need to look at all of the above type solutions.

DRAFT

AMERICAN OVERSIGHT
NV-DA-20-0615-A-000961

So, in the past, we were the Highway Department and the urban areas, the MPOs, were the transit providers in the urban areas. We do get some funds for the Rural Transit Program, but that's kind of a—a very small piece of what's really needed. So, what we're hoping to do, what we're hoping this sets the foundation for is a broader conversation about what the transportation needs are for Nevadans. Then start looking at how do we meet those needs.

Right now, we're very limited because of our funding structure on supporting things other than highway type departments. That was actually one of the comments we got. It was a lot of, how come you're not doing this or that and at the end, it said, well I understand that you're supporting the car culture because that's where your funding comes from and that's really part of the issue here, but we want to broaden that conversation in planning to say, there are needs, there are transportation needs out there. What are those needs? What is our role in supporting those needs and how do we get there?

That was a long-winded answer that didn't really answer your question other than to say that, we're definitely thinking about it and part of this—I'm glad we're getting some kudos, some attention in terms of the collaboration of this document, because the intent is that this is a document for Nevada, by Nevadans. To kind of break down those silos, not only of expertise, but agency silos. So, it shouldn't—it doesn't matter to the traveling public where the county lines start and end, where the state lines start and end, who is running the transit. We have a role to support transportation in the state and so we want to start talking with the rural communities that are trying to connect to the urban communities for transit providers, right? So, you know, can we map out what's currently out there, what the needs are and help those collaborations, help those conversations, even if we're not funding the ultimate solution.

So, I'm kind of rambling on now, but it is something we're thinking about. We're breaking down those silos. We're having those conversations and we're hoping that we can have a more—more collaborative, more integrated approach in the future.

Knecht: Actually, your answer helped me more than you may know. When I was in transportation civil engineering graduate school, shortly after the fall of Rome, back when y'all were the Highway Department, the transportation demand models, A) assumed that we were talking about cars and roads, and B) they were basically focused on large employment destinations, factories and such. So yeah,

DRAFT

AMERICAN OVERSIGHT

things have changed and we do need to take a broader approach and I'm glad to see you're doing that. Thank you. Thank you, Governor.

Rosenberg: Thank you.

Sandoval: Thank you. Any other questions or comments on this agenda item, Member Savage.

Savage: Thank you, Governor. I'll make this brief. Sondra, this is the best for the last, so I don't want this to go by without saying, thank you, to you Sondra, to Tim and everyone else at NDOT within your Department. Sondra, your passion and engagement and leadership is sincerely appreciated. I want to just, for the record, out of the 70 plus pages within this packet, which are very informative, I would like to draw everyone's attention to Page 2. I'd like to read this for the record.

Due to the next Administration carrying this on, at the bottom, in Paragraph 1.1 – this plan responds to a call to action to action by Governor Sandoval, documented in the 2016-2020 Nevada Strategic Planning Framework, entitled "Generations to Come". In this first edition document, Governor Sandoval addresses Nevadans saying that "we must continue to push to build that stronger Nevada and make it a place where the generations to come will call home." Through this document, he chartered a course towards what he calls the New Nevada. A place of innovation, new and sometimes disruptive technologies and policies that amplify Nevadans' innate desire to succeed. Each agency of the government must play a role in ensuring this journey is a success. NDOT is tasked with advancing this infrastructure needs as reflected in this One Nevada Transportation Plan.

Almost emotional, but I thank you Sondra, I thank you Governor for your foresight, your leadership. Lieutenant Governor, Controller, Sondra, Tim and everyone else, and Rudy as well. Thank you so much. This is blueprint and it will continue forward. Thank you.

Sandoval: Thank you, Member Savage. Member Almberg.

Almberg: I would just like to reiterate everything that's been said here. You guys did a tremendous job with this document. It lays out the exact framework of how we want to accomplish our goals and what our goals actually are. In here, I think this document is invaluable to the public and not even to the public, but it's invaluable to me as a Board Member. I mean, there's so much information contained in a precise, concise manner to help myself, even understand some of these projects

DRAFT

AMERICAN OVERSIGHT

and how it works. So, I just want to reiterate what a great job this is. I read this thing from front to back and there's just so much information contained in here and expressed in such an eloquent manner; you guys did a great job. Thank you.

Sandoval: Thank you. Anyone else? So, you ready Sondra for a motion?

Rosenberg: I am so ready.

Sandoval: I thought so. [laughter] So, without further ado, the Chair will probably accept a motion to approve the One Nevada Plan as presented in Agenda Item No. 11.

Hutchison: Move to approve.

Sandoval: Lieutenant Governor has moved for approval. Member Valentine, you want to make a second?

Valentine: I would, I second.

Sandoval: Member Valentine has seconded the motion. Any questions or discussion on the motion? There are none. All those in favor, please say aye. [ayes around] Those opposed say no. That motion passes unanimously. Congratulations.

Rosenberg: Thank you very much.

Sandoval: Agenda Item 12, Old Business. Director Malfabon.

Malfabon: Good work on the One Nevada Plan, Sondra, to you and your staff. Moving on to Item 12, Old Business. We have the report of Outside Counsel Costs on Open Matters and the Monthly Litigation Report. And, our Chief Counsel, Dennis Gallagher is able to answer any questions for the Board.

Sandoval: Mr. Lieutenant Governor.

Hutchison: Yeah, thank you very much Governor. Dennis, just one question on—I think I—you've given repeated updates on the open outside counsel matters. We got an update from you on Nassiri earlier, so I appreciate that. I've made this observation from time to time, but I think when I started on this Board, this was two pages long, maybe two and a half pages long, of outside counsel contracts. It looks like after this Nassiri case is probably going to come to a, it sounds like, positive resolution and probably a settlement, that we're down to just really one. Outstanding job and outstanding work and on behalf of me as a Board Member

DRAFT

AMERICAN OVERSIGHT

and a lawyer knows how tough this is to get some of these things done, to handle litigation like you have, a real tribute to your professionalism, Dennis. So, thank you.

I've got one question for you and there's a new case now, it appears to be a condemnation action, eminent domain, Tropicana and Dean Martin. Just quick update on that, since that's a new one. Do you remember it?

Gallagher: For the record, Dennis Gallagher. Actually, I'd like to recognize some of the deputies assigned to the Las Vegas Office.

Hutchison: Oh, great.

Gallagher: Including the Deputy that's responsible for this case, the Canyon Apartments. It's just—it's a minor case involving, we need some property to make some improvements along Tropicana.

Hutchison: And that's it.

Gallagher: That's it.

Hutchison: So, it's not some big project, it's just like a what, a widening, or just an improvement?

Gallagher: Some ADA improvements.

Hutchison: ADA improvements necessary, okay. So, you're not too worried about that one.

Gallagher: I'm certainly not. I think the case is in very, very capable hands.

Hutchison: I'm sure we'll win on summary judgment. [laughter] Thank you.

Malfabon: And we do have the interchange project at Tropicana that we're working on, the environmental clearance too.

Hutchison: Right, right. Okay. Yeah, we talked about that before. Okay, Governor, thank you so much.

Sandoval: Thank you.

Malfabon: Moving on to Attachment C, we have the latest report on fatalities from the Office of Traffic Safety. As you can see, a lot of red in that report. So, we still have our challenges, particularly with pedestrian safety. I did want to mention that I was

DRAFT

AMERICAN OVERSIGHT

able to attend, along with many of our NDOT staff, the annual safety summit recently held here in Las Vegas. Director Wright from the Department of Public Safety received an award and several other folks from around the community received awards for their efforts in promoting safety. Whether it was in the area of emergency medical response or the first responders from the Department of Public Safety, Metro, all the law enforcement agencies, educators that worked tirelessly to get the message out on how to improve safety amongst our children, drivers.

Governor, you brought up the point about teen drivers in the past and the graduated driver's license laws in Nevada. There's definitely a big cohort of folks, not just at NDOT, but around the state that are working on the issue of traffic safety and hopfully driving these fatalities down in the future. Any questions on this item?

Sandoval: Any questions, Board Members? Thank you. All right, thank you Rudy. Are there any other questions or comments with regard to Agenda Item No. 12? Let's move to Agenda Item 13, Public Comment. Is there any member of the public present in Las Vegas that would like to provide public comment to the Board? I hear and see no one. Is there anyone present in Carson City that would like to provide public comment to the Board?

Stevens: Hello, my name is Cindy Stevens for the record and I am a lifelong Nevadan. First of all, I would like to say thank you, Governor Sandoval, for your service to our state.

Sandoval: Thank you.

Stevens: I just wanted to get a little clarification on the information that I heard today. Is this Board considering spending over $1.6 million on monuments and does a generator really cost $392,000? The other thing I'd like to ask is, sorry I'm nervous, does the Department of Transportation currently actively seek multiple bids and is there a process in place to seek multiple bids? If not, maybe there should be. I think that would benefit the citizens of this state, thank you.

Sandoval: Thank you, Ms. Stevens. If there's somebody available in Carson City that could assist her with her questions, that would be appreciated. Perhaps, Mr. Hoffman?

Hoffman: Yes sir, will do. Thank you, Governor.

DRAFT

AMERICAN OVERSIGHT

Sandoval: Thank you. We'll move to Agenda Item—or, is there any other public comment from Carson City? I hear and see none. Is there a motion for adjournment?

Savage: So moved.

Sandoval: Member Savage has moved to adjourn. Is there a second?

Almberg: Second.

Sandoval: Member Almberg seconded the motion. All in favor say aye. [ayes around] Those opposed say no. That motion passes unanimously. This meeting is adjourned, thank you ladies and gentlemen.

_____ _____

Secretary to Board Preparer of Minutes

DRAFT

AMERICAN OVERSIGHT

Stephanie M. Klapstein

From: cmdavis@gov.nv.gov
Sent: Thursday, May 10, 2018 1:22 PM
To: brian.sandoval@sbcglobal.net
Subject: Electronic ticket receipt, June 20 for MARISA KATHERINE SANDOVAL
Attachments: Travel Reservation June 20 for MARISA KATHERINE SANDOVAL.pdf; eInvoice, June 20 for MARISA KATHERINE SANDOVAL.pdf; Electronic ticket receipt, June20 for MARISA KATHERINE SANDOVAL.pdf

Attached is Marisa's flight info.

Christina Davis
Special Assistant to the Governor
Nevada Governor Brian Sandoval

AMERICAN OVERSIGHT

20 JUN 2018 ▸ 30 JUN 2018 TRIP TO BILBAO, SPAIN

PREPARED FOR
SANDOVAL/MARISA KATHERINE

New Act Travel - California
800-722-3233
DEBBIE.LAPPING@NEWACTTRAVEL.COM

RESERVATION CODE DTMWML
AIRLINE RESERVATION CODE WEJ9WH (AF)

DEPARTURE: WEDNESDAY 20 JUN ▸ ARRIVAL: THURSDAY 21 JUN

Please verify flight times prior to departure

AIR FRANCE
AF 0083

Duration:
10hr(s) 45min(s)

Class:
Economy

Status:
Confirmed

SFO	CDG
SAN FRANCISCO, CA	PARIS DE GAULLE, FRANCE
Departing At: 3:05pm **(Wed, Jun 20)**	Arriving At: 10:50am **(Thu, Jun 21)**
Terminal: INTERNATIONAL TERMINAL	Terminal: AEROGARE 2 TERMINAL E

Aircraft:
AIRBUS INDUSTRIE A380-800 JET

Distance (in Miles): 5583

Stop(s): 0

Meals:
Meals, Snack

Passenger Name:	Seats:	eTicket Receipt(s):
» SANDOVAL/MARISA KATHERINE	24K / Confirmed	0577142826365

DEPARTURE: THURSDAY 21 JUN Please verify flight times prior to departure

AIR FRANCE
AF 1576

Operated by:
AIR FRANCE

Duration:
1hr(s) 35min(s)

Class:
Economy

Status:
Confirmed

CDG	BIO
PARIS DE GAULLE, FRANCE	BILBAO, SPAIN
Departing At: 3:50pm	Arriving At: 5:25pm
Terminal: AEROGARE 2 TERMINAL G	Terminal: Not Available

Aircraft:
EMBRAER EMB E90 JET

Distance (in Miles): 473

Stop(s): 0

Meals:
Snack

Passenger Name:	Seats:	eTicket Receipt(s):
» SANDOVAL/MARISA KATHERINE	Check-In Required	0577142826365

AMERICAN OVERSIGHT

DEPARTURE: **SATURDAY 30 JUN** Please verify flight times prior to departure

AIR FRANCE
AF 1377

Operated by:
AIR FRANCE

Duration:
1hr(s) 35min(s)

Class:
Economy

Status:
Confirmed

BIO	CDG
BILBAO, SPAIN	PARIS DE GAULLE, FRANCE
Departing At: 7:10am	Arriving At: 8:45am
Terminal: Not Available	Terminal: AEROGARE 2 TERMINAL G

Aircraft:
EMBRAER EMB E90 JET

Distance (in Miles): 473

Stop(s): 0

Meals:
Snack

Passenger Name:	Seats:	eTicket Receipt(s):
» SANDOVAL/MARISA KATHERINE	Check-In Required	0577142826365

DEPARTURE: **SATURDAY 30 JUN** Please verify flight times prior to departure

AIR FRANCE
AF 0084

Duration:
11hr(s) 20min(s)

Class:
Economy

Status:
Confirmed

CDG	SFO
PARIS DE GAULLE, FRANCE	SAN FRANCISCO, CA
Departing At: 10:10am	Arriving At: 12:30pm
Terminal: AEROGARE 2 TERMINAL E	Terminal: INTERNATIONAL TERMINAL

Aircraft:
AIRBUS INDUSTRIE A380-800 JET

Distance (in Miles): 5583

Stop(s): 0

Meals:
Meals, Snack

Passenger Name:	Seats:	eTicket Receipt(s):
» SANDOVAL/MARISA KATHERINE	31C / Confirmed	0577142826365

OTHER: **SATURDAY 30 JUN**

OTHER

Status:
Confirmed

LAX
LOS ANGELES, CA

Information:
NON REFUNDABLE TICKETING FEE

OTHER: **WEDNESDAY 29 AUG**

OTHER

Status:
Confirmed

LAX
LOS ANGELES, CA

Information:

Notes
CALIFORNIA SELLER OF TRAVEL 2043750-50
5.S*SA86
5.BR3
5.S*HU
AIRPORT SECURITY REQUIRES GOVT ISSUED ID 90 MIN
IN FOR DOMESTIC FLIGHTS 2.5HR CHECKIN FOR INTL
TRAVEL EXCHANGES MAY BE SUBJECT TO A REISSUE FEE
FOR AFTER HOURS EMERGENCIES PLEASE CALL 1-800-358-1235

AMERICAN OVERSIGHT

GIVE ACCESS CODE **W572**
HAVE A SAFE AND PLEASANT JOURNEY

New Act Travel - California
800-722-3233
DEBBIE.LAPPING@NEWACTTRAVEL.COM

AMERICAN OVERSIGHT

New Act Travel - California
Phone: 800-722-3233
DEBBIE.LAPPING@NEWACTTRAVEL.COM

eTicket Receipt

Prepared For
SANDOVAL/MARISA KATHERINE

RESERVATION CODE	DTMWML
ISSUE DATE	10May18
TICKET NUMBER	0577142826365
INVOICE NUMBER	7792280
ISSUING AIRLINE	AIR FRANCE
ISSUING AGENT	New Act Travel - California/A86
ISSUING AGENT LOCATION	LOS ANGELES CA
IATA NUMBER	05713761
CUSTOMER NUMBER	0030008627

Itinerary Details

TRAVEL DATE	AIRLINE	DEPARTURE	ARRIVAL	OTHER NOTES
20Jun18 - 21Jun18	AIR FRANCE AF 83	SAN FRANCISCO, CA Time 3:05pm Terminal INTERNATIONAL TERMINAL	PARIS DE GAULLE, FRANCE Time 10:50am Terminal AEROGARE 2 TERMINAL E	Airline Reservation Code WEJ9WH Class ECONOMY Seat Number 24K Baggage Allowance 1PC Booking Status CONFIRMED Fare Basis TH5J87M2 Not Valid Before 20JUN Not Valid After 20JUN
21Jun18	AIR FRANCE AF 1576	PARIS DE GAULLE, FRANCE Time 3:50pm Terminal AEROGARE 2 TERMINAL G	BILBAO, SPAIN Time 5:25pm	Airline Reservation Code WEJ9WH Class ECONOMY Seat Number CHECK-IN REQUIRED Baggage Allowance 1PC Booking Status CONFIRMED Fare Basis TH5J87M2 Not Valid Before 21JUN Not Valid After 21JUN
30Jun18	AIR FRANCE AF 1377	BILBAO, SPAIN Time 7:10am	PARIS DE GAULLE, FRANCE Time 8:45am Terminal AEROGARE 2 TERMINAL G	Airline Reservation Code WEJ9WH Class ECONOMY Seat Number CHECK-IN REQUIRED Baggage Allowance 1PC Booking Status CONFIRMED Fare Basis LH5J47M3 Not Valid Before 30JUN Not Valid After 30JUN
30Jun18	AIR FRANCE AF 84	PARIS DE GAULLE, FRANCE Time 10:10am	SAN FRANCISCO, CA Time 12:30pm Terminal	Airline Reservation Code WEJ9WH Class ECONOMY Seat Number 31C Baggage Allowance 1PC Booking Status

AMERICAN OVERSIGHT

		10:10am Terminal AEROGARE 2 TERMINAL E	Terminal INTERNATIONAL TERMINAL	CONFIRMED Fare Basis LH5J47M3 Not Valid Before 30JUN Not Valid After 30JUN

Allowances

Baggage Allowance

SFO to BIO - 1 Piece AIR FRANCE , each piece up to 50 pounds/23 kilograms and up to 62 linear inches/158 linear centimeters

Prices of additional baggage pieces:

1. 100.00 USD up to 50 pounds/23 kilograms and up to 62 linear inches/158 linear centimeters

BIO to SFO - 1 Piece AIR FRANCE , each piece up to 50 pounds/23 kilograms and up to 62 linear inches/158 linear centimeters

Prices of additional baggage pieces:

1. 100.00 USD up to 50 pounds/23 kilograms and up to 62 linear inches/158 linear centimeters

ADDITIONAL ALLOWANCES AND/OR DISCOUNTS MAY APPLY DEPENDING ON FLYER-SPECIFIC FACTORS /E.G. FREQUENT FLYER STATUS/MILITARY/ CREDIT CARDFORM OF PAYMENT/EARLY PURCHASE OVER INTERNET,ETC

Carry On Allowances

SFO to CDG , CDG to BIO , BIO to CDG , CDG to SFO - 1 Piece (AF - AIR FRANCE) up to 26 pounds/12 kilograms and up to 45 linear inches/115 linear centimeters

Carry On Charges

SFO to CDG , CDG to BIO , BIO to CDG , CDG to SFO - (AF - AIR FRANCE)

Payment/Fare Details

Form of Payment	**CREDIT CARD - VISA : XXXXXXXXXXXX 1644**
Endorsement / Restrictions	NONREF/PENALTY/NONEND
Fare Calculation Line	SFO AF X/PAR AF BIO Q SFOBIO50.00M480.00AF X/PAR AF SFO Q BIOSFO100.00M620.00NUC1250.00END ROE1.00 XFSFO4.5
Fare	**USD 1250.00**
Taxes/Fees/Carrier-Imposed Charges	**USD 26.00 YQ (INSURANCE / FUEL CHARGES)**
	USD 300.00 YR (CARRIER-IMPOSED MISCELLANEOUS OR FUEL FEE)
	USD 129.01 XT (COMBINED TAXES/FEES/CARRIER-IMPOSED CHARGES)
Total Fare	**USD 1705.01**

Positive identification required for airport check in

Notice:

AMERICAN OVERSIGHT

PASSENGERS ON A JOURNEY INVOLVING AN ULTIMATE DESTINATION OR A STOP IN A COUNTRY OTHER THAN THE COUNTRY OF DEPARTURE ARE ADVISED THAT INTERNATIONAL TREATIES KNOWN AS THE MONTREAL CONVENTION, OR ITS PREDECESSOR, THE WARSAW CONVENTION, INCLUDING ITS AMENDMENTS (THE WARSAW CONVENTION SYSTEM), MAY APPLY TO THE ENTIRE JOURNEY, INCLUDING ANY PORTION THEREOF WITHIN A COUNTRY. FOR SUCH PASSENGERS, THE APPLICABLE TREATY, INCLUDING SPECIAL CONTRACTS OF CARRIAGE EMBODIED IN ANY APPLICABLE TARIFFS, GOVERNS AND MAY LIMIT THE LIABILITY OF THE CARRIER.

Important Legal Notices

AMERICAN OVERSIGHT

New Act Travel - California
Phone: 800-722-3233
DEBBIE.LAPPING@NEWACTTRAVEL.COM

Electronic Invoice

Prepared For:
SANDOVAL/MARISA KATHERINE

SALES PERSON	86
INVOICE NUMBER	7792280
INVOICE ISSUE DATE	10 May 2018
RECORD LOCATOR	DTMWML
CUSTOMER NUMBER	0030008627

Client Address
555 E WASHINGTON AVE
SUITE 5400
LAS VEGAS NV 89101
US

DATE: Wed, Jun 20

Flight: AIR FRANCE 83

From	SAN FRANCISCO, CA	Departs	3:05pm
To	PARIS DE GAULLE, FRANCE	Arrives	10:50am (+1 day)
Departure Terminal	I	Arrival Terminal	2E
Duration	10hr(s) 45min(s)	Class	Economy
Type	AIRBUS INDUSTRIE A380-800 JET	Meal	Multi Meal
Stop(s)	Non Stop		
Seat(s) Details	SANDOVAL/MARISA KATHERINE	Seat(s) - 24K Premium Seat Confirmed	
*** AIR EXTRAS ***			
	SANDOVAL/MARISA KATHERINE		
	CHARGEABLE SEAT	23.00 PAID	

DATE: Thu, Jun 21

Flight: AIR FRANCE 1576 Operated by: AIR FRANCE

From	PARIS DE GAULLE, FRANCE	Departs	3:50pm
To	BILBAO, SPAIN	Arrives	5:25pm
Departure Terminal	2G		
Duration	1hr(s) 35min(s)	Class	Economy
Type	EMBRAER EMB E90 JET	Meal	Snack
Stop(s)	Non Stop		

DATE: Sat, Jun 30

Flight: AIR FRANCE 1377 Operated by: AIR FRANCE

From	BILBAO, SPAIN	Departs	7:10am
To	PARIS DE GAULLE, FRANCE	Arrives	8:45am
		Arrival Terminal	2G

AMERICAN OVERSIGHT

Duration	1hr(s) 35min(s)	Class	Economy
Type	EMBRAER EMB E90 JET	Meal	Snack
Stop(s)	Non Stop		

DATE: Sat, Jun 30

Flight: AIR FRANCE 84			
From	PARIS DE GAULLE, FRANCE	Departs	10:10am
To	SAN FRANCISCO, CA	Arrives	12:30pm
Departure Terminal	2E	Arrival Terminal	I
Duration	11hr(s) 20min(s)	Class	Economy
Type	AIRBUS INDUSTRIE A380-800 JET	Meal	Multi Meal
Stop(s)	Non Stop		
Seat(s) Details	SANDOVAL/MARISA KATHERINE	Seat(s) - 31C Premium Seat Confirmed	
*** AIR EXTRAS ***			
	SANDOVAL/MARISA KATHERINE		
	CHARGEABLE SEAT	23.00 PAID	

DATE: Sat, Jun 30

Others	
	LOS ANGELES
	NON REFUNDABLE TICKETING FEE

DATE: Wed, Aug 29

Others	
	LOS ANGELES

Ticket Information

Ticket Number	AF 7142826365	**Passenger**	SANDOVAL MARISA KATHERINE		
		Billed to:	VI XXXXXXXXXXXX1644	USD	* 1705.01
Other Charges	AF 4575101885	**Passenger**	SANDOVAL MARISA KATHERINE		
		Billed to:	VI XXXXXXXXXXXX1644	USD	* 23.00
Other Charges	AF 4575101886	**Passenger**	SANDOVAL MARISA KATHERINE		
		Billed to:	VI XXXXXXXXXXXX1644	USD	* 23.00
Service Fee	XD 0735022561	**Passenger**	SANDOVAL MARISA KATHERINE		
		Billed to:	VI XXXXXXXXXXXX1644	USD	* 35.00

Total base fare amount	USD 1331.00
Total Taxes	USD 455.01
Net Credit Card Billing	* USD 1786.01

Total Amount Due	USD 0.00

ITINERARY NOTES:
CALIFORNIA SELLER OF TRAVEL 2043750-50
5.S*SA86
5.BR3
5.S*HU
AIRPORT SECURITY REQUIRES GOVT ISSUED ID 90 MIN
IN FOR DOMESTIC FLIGHTS 2.5HR CHECKIN FOR INTL
TRAVEL EXCHANGES MAY BE SUBJECT TO A REISSUE FEE
FOR AFTER HOURS EMERGENCIES PLEASE CALL 1-800-358-1235
GIVE ACCESS CODE **W572**

AMERICAN OVERSIGHT

HAVE A SAFE AND PLEASANT JOURNEY

The carriage of certain hazardous materials, like aerosols, fireworks, and flammable liquids, aboard the aircraft is forbidden. If you do not understand these restrictions, further information may be obtained from your airline.

Your travel arranger provides the information contained in this document. If you have any questions about the content, please contact your travel arranger. For Credit Card Service fees, please see eTicket receipt for total charges.

AMERICAN OVERSIGHT

Stephanie M. Klapstein

From: Route Fifty Today <news@e.routefifty.com>
Sent: Friday, September 07, 2018 4:04 AM
To: Mark Hutchison
Subject: Emerging plan would rework payments for forest counties

Problems viewing? View as a web page

Connecting state and local government leaders

Route Fifty Today September 7, 2018

Emerging Plan Would Rework Payments for Forest Counties

BILL LUCIA | Two senators are working on a proposal meant to get local governments in logging country off a funding "rollercoaster."

Mayors Press for 'Opportunity Zones' Regulations in Treasury Meeting

BILL LUCIA | U.S. Conference of Mayors leaders say they're eager for capital to start flowing under the new economic development program.

Navigating Chicago's 'Labyrinth' of Lower Roads Just Got Easier

DAVE NYCZEPIR | A public-private partnership between the city, Waze and SpotHero installed more than 500 Waze Beacons to help drivers pinpoint their locations.

Brought to you by Centurylink

Network Connectivity: Challenge and Opportunity - A Candid Poll of State & Local Officials on Connectivity and Access

State and local government organizations are ramping up network connectivity efforts as part of their broader modernization strategies. To learn more about state and local priorities to improving network connectivity and

AMERICAN OVERSIGHT

access, Government Business Council (GBC) polled a random sample of 131 state and local employees in May and June of 2018. Privacy Policy.

Download Now

Thousands Fail to Meet New Medicaid Work Mandates in Arkansas

LAURA MAGGI | The state is the first to move forward with new requirements for beneficiaries.

Local Furor After Mayor's Colin Kaepernick Social Media Classroom 'Experiment'

MICHAEL GRASS | STATE AND LOCAL ROUNDUP | Alaska meth seizures increase … Portland mayor sets "cleanest" city goal … and L.A.'s new emergency shelter.

How to Make Scooters in Cities Safer

DAVID STRICKLAND | SPECIAL TO ROUTE FIFTY | COMMENTARY | Cities should implement sensible regulations and rethink road designs to make scooters a safer transportation option.

Counting Kicks to Prevent Stillbirths

MICHAEL OLLOVE | THE PEW CHARITABLE TRUSTS | A handful of states have adopted an Iowa campaign encouraging mothers to monitor fetal kicks.

Washington, D.C., Brings Art to Its Recycling Trucks

KATE ELIZABETH QUERAM | The District of Columbia began debuting the newly wrapped trucks in July.

Brought to you by Centurylink

Network Connectivity: Challenge and Opportunity - A Candid Poll of State & Local Officials on Connectivity and Access

State and local government organizations are ramping up network connectivity efforts as part of their broader modernization strategies. To learn more about state and local priorities to improving network connectivity and access, Government Business Council (GBC) polled a random sample of 131 state and local employees in May and June of 2018. Privacy Policy.

Download Now

AMERICAN OVERSIGHT

NV-DA-20-0615-A-000979

This message was sent from Route Fifty to mhutchison@ltgov.nv.gov. You have been sent Route Fifty Today because you have opted in to receive it. Note: It may take our system up to two business days to process your unsubscribe request and during that time you may receive one or two more newsletters. Thank you for reading Route Fifty Today.



Government Executive Media Group, 600 New Hampshire Avenue NW, Washington, DC 20037

AMERICAN OVERSIGHT

Stephanie M. Klapstein

From: Milken Institute <events@milkeninstitute.org>
Sent: Saturday, April 28, 2018 1:02 PM
To: Daniel Schwartz
Cc: sldombrowski@nevadatreasurer.gov
Subject: Event Reminder: What Matters Now: Navigating the New Investment Landscape

View web version

Private Session Invitation

What Matters Now: Navigating the New Investment Landscape

Sunday, April 29, 2018

Dear Daniel,

We look forward to having you join us tomorrow for the 2018 GC Private Session: What Matters Now: Navigating the New Investment Landscape (Invite only).

The details of the event are summarized below.

Attending:	Daniel Schwartz
Date:	Sunday, April 29, 2018
Time:	1:00 PM – 4:30 PM
Location:	Beverly Hills Ballroom Los Angeles, California, USA
Dress Code:	Business Attire

For questions, please contact our event staff at events@milkeninstitute.org.

To modify your registration please click here.

If you'd prefer not to receive emails like this from The Milken Institute in the future click here.

#MIGlobal

AMERICAN OVERSIGHT

Your privacy is important to us. Please
review the Milken Institute Privacy Policy.

MILKEN INSTITUTE
SANTA MONICA | WASHINGTON | LONDON | SINGAPORE

© 2018 Milken Institute. All rights reserved.
1250 Fourth Street | Santa Monica, CA 90401 | +1 310 570 4600



AMERICAN OVERSIGHT

Stephanie M. Klapstein

From: Route Fifty Today <news@e.routefifty.com>
Sent: Monday, August 06, 2018 4:08 AM
To: Mark Hutchison
Subject: Figuring out if 'Opportunity Zones' can revitalize struggling neighborhoods

Problems viewing? View as a web page

Connecting state and local government leaders

Route Fifty Today August 6, 2018

Figuring Out If 'Opportunity Zones' Can Revitalize Struggling Neighborhoods

BILL LUCIA | In two Alabama cities, those laying groundwork for the new tax incentive program see both promise and risks in the investments it could spur.

Cloud-Based Mapping Could Play a Bigger Role in Disaster Response This Hurricane Season

DAVE NYCZEPIR | Localities are using maps to visualize hazards, process damage imagery and crowdsource flood information.

Legal Marijuana in Oregon Hasn't Curbed Illegal Trafficking, Report Says

KATE ELIZABETH QUERAM | The new report found that pot grown in Oregon is flooding illegal markets in at least 37 other states.

Brought to you by Tableau, Carahsoft, ServiceNow, Veritas and Nutanix

The Transformative Power of Civic Tech

AMERICAN OVERSIGHT

This ebook on civic technology features a handful of Route Fifty stories that look at behavioral science, IT security, public engagement, public safety and public records management. These are among of the big ideas, insights and innovations that are changing government in 2018.

Download Now

Destroyed By '93 Flood, This Village Likely Spared St. Louis a Major Disaster

MICHAEL GRASS | STATE AND LOCAL ROUNDUP | A major train derailment in Pittsburgh; Florida's red-tide crisis … Boston's new top cop … and the plan to carve a new city out of Baton Rouge.

Can Philanthropy Save a City?

ALANA SEMUELS | THE ATLANTIC | In California, the cash-strapped city of Stockton is hoping so, courting millions of dollars from private investors to solve a whole host of social problems.

Cities, States Resist—and Assist—Immigration Crackdown in New Ways

TIM HENDERSON | THE PEW CHARITABLE TRUSTS | Federal immigration policy is prompting reactions in cities and states.

Some Wisconsin Schools Installing Gunshot Detection Systems

KATE ELIZABETH QUERAM | The systems were financed through a state grant program established after a February school shooting in Parkland, Florida.

Researchers Are Still Counting the Dead From Hurricane Maria

VANN R. NEWKIRK II | THE ATLANTIC | The newest estimate based on administrative data suggests over 1,100 people were killed by the 2017 storm and its fallout.

Critical Priorities for Local Government: A Candid Survey of Local Government Officials and Agency Leaders

With collaboration and support from the U.S. Conference of Mayors, Route Fifty set out to identify what local government officials rank as the highest priorities when it comes to the future success of their communities.

Brought to you by Tableau, Carahsoft, ServiceNow, Veritas and Nutanix

The Transformative Power of Civic Tech

AMERICAN OVERSIGHT

NV-DA-20-0615-A-000984

This ebook on civic technology features a handful of Route Fifty stories that look at behavioral science, IT security, public engagement, public safety and public records management. These are among of the big ideas, insights and innovations that are changing government in 2018.

Download Now

ROUTE FIFTY // CUSTOMER SERVICE // CONTACT US // PRIVACY POLICY // UNSUBSCRIBE

This message was sent from Route Fifty to mhutchison@ltgov.nv.gov. You have been sent Route Fifty Today because you have opted in to receive it. Note: It may take our system up to two business days to process your unsubscribe request and during that time you may receive one or two more newsletters. Thank you for reading Route Fifty Today.

Government Executive Media Group, 600 New Hampshire Avenue NW, Washington, DC 20037

AMERICAN OVERSIGHT

NV-DA-20-0615-A-000985

Stephanie M. Klapstein

From: Kaya Bromley <kaya@kayabromley.com>
Sent: Monday, March 18, 2019 11:14 PM
To: Bryan McArdle; Kevin Annis; Drinen, Matt; Sarah Haradon; Devon Reese; KarenSchnog; Bosma, Mike; Byrne, Olivia S.; Christopher R. Myers; Schultz, Marc; TimSnodgrass; Wood, Bradley A; Derek Armstrong; Jacob LaRow; Kenneth Krater; Sandy Moore; Brent Parker; Par Tolles; Stoever, Ted; Randi Reed; Chip Bowlby; Corrado DeGasperis; Mridul Gautam; MikeKazmierski (kazmierski@edawn.org); lweiss@blockchains.com; Sarah Johns; Jeremy Cline; 01Vincent J Griffith; Britton Griffith; Tom Ortiz; Rick Norman; KRISTEN MAYER
Cc: Karen Nichols; Brian Bosma
Subject: Final Agenda for tomorrow
Attachments: Agenda Speakers.docx; Agenda Final.docx

Here is the final agenda for tomorrow…

OZ 101 Panel – Please meet our team at 8:50 for instructions on your entrance.

Every other panel – please watch the time and be on your panel at the end of the break before your panel.

Moderators – there is a timer in the front of the room. Be sure to start your Q&A at least 5 minutes before the end of your hour.

If you have questions, find me, Karen Nichols, or Brian Bosma.

Can't wait to see you all tomorrow. Thank you for being part of this amazing event! It will be amazing!!

Kaya

AMERICAN OVERSIGHT

Session 1	Session 2	Lunch	Session 3	Session 4	Session 5
OZ 101	**Real Estate v Business Deals**	**Fireside Chat/Keynote**	**Housing and State/Local Best Practices**	**War Room**	**What's Happening in Northern Nevada?**
9:15-10:20am	10:30-11:30am	12:15-1:15pm	1:30-2:30pm	2:40-4:00pm	4:15-5:15pm
Moderator – Bryan McArdle, EDAWN Panelists: 1. Kevin Annis, ArchCrest Commercial Partners 2.Matt Drinen, Clifton Larson Allen 3.Sarah Haradon, Holland & Hart 4.Devon Reese, Reno City Councilmember 5.Karen Schnog, Dept. of Business & Industry	**Moderator** – Mike Bosma, Clifton Larson Allen Panelists: 1.Olivia Byrne, K&L Gates 2. Christopher Myers, Holland & Hart 3.Marc Schultz, Snell Wilmer 4. Tim Snodgrass, Axxcess Capital Partners 5.Bradley Wood, KPMG	Steve Glickman Derek Armstrong Kaya Bromley	**Moderator** – Jacob LaRow, Nevada Housing Division Panelists: 1. Derek Armstrong, GOED 2.Ken Krater, Krater Consulting Group 3.Sandy Moore, Advantage Capital 4.Brent Parker, Novogradac 5.Par Tolles, Tolles Development	**Moderator** – Kaya Bromley, Axxcess Capital Partners Panelists: 1.Steve Glickman, Develop LLC 2.Matt Drinen, Clifton Larson Allen 3.Chris Myers, Holland & Hart 4.Tim Snodgrass, Axxcess Capital Partners 5.Ted Stoever, Colliers International	**Moderator –** Randi Reed, NAIOP Northern Nevada Panelists: 1.Chip Bowlby, Reno Land 2.Corrado DeGasperis, Silver Springs and The Comstock 3.Dr. Mridul Guatam, UNR 4.Mike Kazmierski, EDAWN 5.Lee Weiss, Blockchains, LLC

AMERICAN OVERSIGHT

5.Mat Trachok, McDonald Carano				**<u>Project Presentations (15 Minutes each):</u>** 1.Jeremy Cline, Alamo Equities 2. Tom Ortiz, Sierra General Construction 3.Vince Griffith, Reno Engineering 4.Corrado DeGasperis, Silver Springs and The Comstock 5.Kristen Mayer, Reno Opportunity Zones	

AMERICAN OVERSIGHT

Northern Nevada OZ Summit

March 19-20th, 2019

TUESDAY MARCH 19TH:

7-9am **Registration opens in Reno Ballroom Foyer**

8-9am **Continental Breakfast in Reno Ballroom Foyer**

8:50am 10 minute warning

9-9:15am **Introduction** by Kaya Bromley

Kaya introduces Session 1 Moderator: Bryan McArdle

9:15 Kaya invites Session 1 panelists to stage

9:15-10:15am **Session 1: OZ 101**

Moderator – Bryan McArdle, EDAWN
Panelists:

- Matt Drinen, Clifton Larson Allen
- Sarah Haradon, Holland & Hart
- Karen Schnog – Dept. of Business & Industry
- Devon Reese, Reno City Councilmember
- Mat Trachok, McDonald Carano

10:15-10:20 Q&A – Runners with Mics in audience

10:20-10:30 **Break**

Brian to place name cards on table for 2nd session

10:30-11:20am **Session 2: Real Estate Deals v Business Deals**

Kaya introduces Mike

Moderator – Mike Bosma, Clifton Larson Allen
Panelists:

- Olivia Byrne, K&L Gates
- Chris Myers, Holland & Hart
- Marc Schultz, Snell Wilmer
- Tim Snodgrass, Axxcess Capital Partners
- Bradley Wood, KPMG

AMERICAN OVERSIGHT

11:25-11:30 Q&A – Runners with Mics in audience

11:30-11:45am **Break**

11:45 Lunch doors open

Pre-set salad

AV – All of the following for mics – Kaya, Mayor Schieve, Steve Glickman, Derek Armstrong

11:45-12:15 **Lunch**

12pm Kaya introduces Mayor Schieve
Mayor Schieve says a few words

12:15-1:10pm Kaya introduces Steve Glickman and Derek Armstrong
Fireside Chat with ***Steve Glickman and Derek Armstrong***

1:10-1:15 Q&A – Runners with Mics in audience

1:15-1:30pm **Break**

1:30-2:20pm **Session 3: Housing and State/Local Best Practices**

Kaya introduces Jacob

Moderator – Jacob LaRow, Nevada Housing Division
Panelists:

- Derek Armstrong, GOED
- Ken Krater, Krater Consulting Group
- Sandy Moore, Advantage Capital
- Brent Parker, Novogradac
- Par Tolles, Tolles Development

2:20-2:30 Q&A – Runners with Mics in audience

2:30-2:40 **Break**

Brian to set up War Room

2:40-4:00pm **War Room**

Moderator – Kaya Bromley, Axccess Capital Partners
Panelists:

- Steve Glickman, Develop LLC
- Matt Drinen, Clifton Larson Allen

AMERICAN OVERSIGHT

- Chris Myers, Holland & Hart
- Tim Snodgrass, Axxcess Capital Partners
- Ted Stoever, Colliers International

Project Presentations:

- Jeremy Cline, Alamo Equities
- Tom Ortiz, Sierra General Construction
- Vince Griffith, Reno Engineering
- Corrado DeGasperis, Silver Springs and The Comstock
- Kristen Mayer, Reno Opportunity Zones

4:00:-4:15pm **Networking Break**

4:15--5:10pm **Session 5: What's Happening in Northern Nevada**

Kaya to introduce Randi

Moderator – Randi Reed, NAIOP Northern Nevada
Panelists:

- Chip Bolwby, Reno Land
- Corrado DeGasperis, Silver Springs and The Comstock
- Dr. Mridul Guatam, UNR
- Mike Kazmierski, EDAWN
- Lee Weiss, Blockchains, LLC

5:10-5:15 Q&A – Runners with Mics in audience

5:15-5:30 Closing – Kaya

(Separate Paid Event):

6-7:30pm An Evening with **Steve Glickman** and **Lt Governor Kate Marshall**
VIP Networking Cocktail Party

- Cocktails and heavy Hors d'oeuvres
- Tickets sold separately from main event
- Sponsors and Panelists are invited

WEDNESDAY MARCH 20TH – TOUR (separate ticket required)

8:30am – 3:30 pm
Tour will include:

- Blockchains, LLC's Innovation Park
- Switch Data Center (includes 2 hour tour inside the data center)
- Presentation at Tesla Gigafactory
- Tahoe Reno Industrial Center (TRIC)

AMERICAN OVERSIGHT

- Boxed Lunch and snacks provided.

AMERICAN OVERSIGHT

Stephanie M. Klapstein

From: Route Fifty Today <news@e.routefifty.com>
Sent: Thursday, August 30, 2018 4:07 AM
To: Mark Hutchison
Subject: Firm offers data on hundreds of businesses in 'Opportunity Zones'

Problems viewing? View as a web page

Connecting state and local government leaders

Route Fifty Today August 30, 2018

Firm Offers Data on Hundreds of Businesses in 'Opportunity Zones'

BILL LUCIA | The dataset's creators hope to draw attention to small companies eligible for investment under the economic development program.

Water Quality Concerns Prompt Shut-Offs for All Detroit Schools

MICHAEL GRASS | STATE AND LOCAL ROUNDUP | Another real-life test for quake early-warning tech … Vermont leaders see a hotspot for blockchain … and a not-so-secret "secret" DMV in N.C.

Indiana Mapping Tool Uses EMS Data to Show Naloxone Administrations

KATE ELIZABETH QUERAM | The map shows use of the overdose-reversing drug as reported by EMS responders, beginning in 2014.

Brought to you by Carahsoft and FireEye

Infrastructure from the Ground Up

This eBook features a variety of stories about infrastructure, including a look at Puerto Rico's ongoing recovery work after Hurricane Maria; the need for skilled workers to manage local water systems; building more resilient

AMERICAN OVERSIGHT

infrastructure in the San Francisco Bay area; and an unusual nearly 80-year-old legacy system that helps keep Seattle moving.

Download Now

Most Texas Localities Are Still Growing a Year After Hurricane Harvey

DAVE NYCZEPIR | A new Moody's report shows that a combination of reconstruction, continued population growth and federal assistance have helped.

A Year After Hurricane Maria, Puerto Rico Finally Knows How Many People Died

VANN R. NEWKIRK II | THE ATLANTIC | A new, definitive study from George Washington University finds that almost 3,000 people lost their lives—and highlights the government's failures before and after the storm.

States Make More Progress Rebuilding Rainy Day Funds

BARB ROSEWICZ, JONATHAN MOODY AND DANIEL NEWMAN | THE PEW CHARITABLE TRUSTS | Total rainy-day balances have improved since their low point but still have fallen short of pre-recession levels.

Court Rules First Amendment Could Protect Food Sharing

LAURA MAGGI | An appellate court last week found that the First Amendment covers a weekly shared meal at a Fort Lauderdale park where homeless people are known to congregate.

Brought to you by Carahsoft and FireEye

Infrastructure from the Ground Up

This eBook features a variety of stories about infrastructure, including a look at Puerto Rico's ongoing recovery work after Hurricane Maria; the need for skilled workers to manage local water systems; building more resilient infrastructure in the San Francisco Bay area; and an unusual nearly 80-year-old legacy system that helps keep Seattle moving.

Download Now

This message was sent from Route Fifty to mhutchison@ltgov.nv.gov. You have been sent Route Fifty Today because you have opted in to receive it. Note: It may take our system up to two business days to process your unsubscribe request and during that time you may receive one or two more newsletters. Thank you for reading Route Fifty Today.



AMERICAN OVERSIGHT

Stephanie M. Klapstein

From: MicrosoftExchange329e71ec88ae4615bbc36ab6ce41109e@nv.onmicrosoft.com on behalf of Pam Robinson <probinson@gov.nv.gov>
Sent: Wednesday, May 23, 2018 1:52 PM
To: Neena Laxalt; Robert D. Burgess
Subject: Fleet Services Batteries
Attachments: Fleet Services Batteries

Sender: probinson@gov.nv.gov
Subject: Fleet Services Batteries
Message-Id: <C2A78E07F8FEA3428114197EDC9DEF832CECFBD1@CCEXCH02.STATE.NV.US>
Recipient: rdburgess@admin.nv.gov

AMERICAN OVERSIGHT

Stephanie M. Klapstein

From: Pam Robinson <probinson@gov.nv.gov>
Sent: Wednesday, May 23, 2018 1:51 PM
To: Neena Laxalt; Robert D. Burgess
Subject: Fleet Services Batteries

Hi Neena and Robbie - Please consider this an e-introduction. Neena represents a new company to Nevada that recently met with Governor Sandoval. The company, Aqua Metals, is a battery disposal/recycle business and is located at the Tahoe Reno Industrial Center. Robbie is the Administrator of Fleet Services and manages the state fleet, except for NDOT and NHP vehicles. I'll leave it up to the two of you to connect, but please let me know if you need any additional information or help.

Pam Robinson
Policy Director
Governor Brian Sandoval
775-684-5670
probinson@gov.nv.gov

AMERICAN OVERSIGHT

Stephanie M. Klapstein

From: Ruiz, Joy M. EOP/WHO <Joy.M.Ruiz2@who.eop.gov>
Sent: Wednesday, October 24, 2018 11:41 AM
To: Ruiz, Joy M. EOP/WHO
Subject: Follow Up: White House Conference Call Regarding Proposed Regulations on Opportunity Zones
Attachments: Opportunity Zone Initial Reg Release Q&A.pdf; Designated QOZs.6.14.18.xlsx



Good afternoon,

Thank you for joining the White House and Department of Treasury on the conference call today regarding proposed opportunity zone regulations. We are encouraged by the enthusiasm for this important effort designed to spur investment in distressed communities throughout the country. As we mentioned, Treasury certified 8,761 communities in all 50 states, including Washington, D.C. and five U.S. Territories. Almost 35 million Americans live in these communities which present both the need for investment and significant investment opportunities.

Secretary Mnuchin stated it best, "We want all Americans to experience the dynamic opportunities being generated by President Trump's economic policies. We anticipate that $100 billion in private capital will be dedicated towards creating jobs and economic development in Opportunity Zones. This incentive will foster economic revitalization and promote sustainable economic growth, which was a major goal of the Tax Cuts and Jobs Act."

As promised we are following up with additional information. This information serves as reference material for understanding the regulations and can be shared with your colleagues.

1) To access the U.S. Department of the Treasury's press release and Opportunity Zone notice of proposed rulemaking, please click here.
2) Another excellent resource is the U.S. Department of the Treasury's Community Development Institutions Fund (CDFI). This houses all information on Opportunity zones, including a map and list of the over 8,000 zones found in the U.S. For this resource, please click here.
3) Finally, we have attached the talking points on Opportunity Zones and the notice of proposed rulemaking, as well as an excel sheet which lists all the designated zones by census tract, county, and state.

Once again, thank you for taking the time to join us. We look forward to working with you.

Sincerely,

Jennifer Korn and Joy Ruiz
Office of Public Liaison
The White House

If the links do not work, copy and paste the following URLs:
Treasury Press Release: https://home.treasury.gov/news/press-releases/sm530

AMERICAN OVERSIGHT

CDIF Link: https://www.cdfifund.gov/Pages/Opportunity-Zones.aspx

AMERICAN OVERSIGHT

OPPORTUNITY ZONES – WHAT YOU NEED TO KNOW

Opportunity Zones –Topline Messages

1. *A Powerful Vehicle for Economic Growth and Job Creation*
2. *More Americans Will Share in Economic Success Than Ever Before*
3. *Unlock Capital to Reinvest in our Communities*
4. *Jumpstart American Communities*
5. *Revitalize our Hurting Cities*
6. *Create Momentum for Economic Recovery*
7. *Attract Investment to Diverse Areas Across Our Nation*
8. *Restore the American Dream*

What are Opportunity Zones?

The Opportunity Zones incentive, created by the 2017 Tax Cuts and Jobs Act, was designed to spur economic development and job creation by encouraging long-term investments in low-income communities nationwide.

- Opportunity Zones are located in **economically distressed communities** designated by the chief executives of every U.S. state and territory. State and local officials continue to be actively engaged in the process as Opportunity Zones take shape.
- The incentive offers **capital gains tax relief** to investors for new investment in designated Opportunity Zones.
- **8,761 communities** in **all 50 states**, D.C. and five U.S. territories have been designated as Opportunity Zones.
- Nearly **35 million Americans** live in communities designated as Opportunity Zones.
- These communities present both the **need for investment** and **significant investment opportunities**:
    - Average **poverty rates of 32 percent** compared with a U.S. average rate of 17 percent.
    - **Unemployment** rates **1.6 times higher** than the average U.S. census tract.
    - Median **family income** on average **37 percent below** the state median.

Why Invest in Opportunity Zones?

Investors who invest the amount of prior capital gains in low-income communities benefit in two ways:

- Tax on gains is **deferred as late as 2026.**
    - If the investor holds that investment for **5 to 7 years**, **10 percent** of the deferred tax on the prior gain is forgiven.
    - Tax forgiveness on the prior gain increases to **15 percent** for fund investments held for at least **7 years.**

AMERICAN OVERSIGHT

- If the investor holds the investment for at least **10 years the investor avoids tax on any gains on the investment.**

Opportunity Zones retain their designation for **10 years** but investors can **hold their investments** in Qualified Opportunity Funds **through 2047 without losing tax benefits**.

Opportunity Zones Will Drive Economic Growth

Opportunity Zones are an uplifting, transformational vehicle through which businesses and investors can use their planned capital expenditures as a force for positive change, bringing economic growth and opportunities to distressed areas.

- Opportunity Zones represent more than a simple tax break – they are **a powerful vehicle** for bringing economic growth to the American communities that need it most.
- Opportunity Zones can help **create momentum** in communities that need a boost in their economic **recovery efforts**.
    - For example, the entire island of **Puerto Rico** is designated as an Opportunity Zone to encourage private investment for rebuilding and redevelopment efforts.

Opportunity Zones Will Revitalize Our Communities

Opportunity Zones will unlock capital that will revitalize our hurting cities and unleash their economic potential.

- Incentivizing private investment into these low-income communities will foster **economic revitalization**, job creation and promote **sustainable economic growth** across the nation.
- The resulting benefits of Opportunity Zones will be **jobs and economic growth** that will move these communities forward and **create a brighter future.**
- Secretary Mnuchin anticipates **$100 billion** in private capital will be invested in Opportunity Zones.

Opportunity Zones Will Create Opportunity For All

We want Americans across the country to experience the economic boom that tax reform and President Trump's economic policies have inspired.

- By providing businesses and investors with the opportunity to bring jobs and development into distressed neighborhoods, **more Americans will share in our economic success than ever before.**
- Opportunity Zones are an important stepping stone to **wealth creation in low-income communities** where people feel they have been left behind.

What Do the Regulations Say?

- The proposed regulations provide investors and fund sponsors the information they need to confidently enter into new business arrangements in designated Opportunity Zones. They provide clarity regarding which gains qualify for deferral, the eligibility of certain taxpayers and investments, Opportunity Fund parameters, and other guidance.
- Specifically, the proposed regulations make clear that almost all capital gains qualify for deferral and provide rules allowing either a partnership or its partners to elect deferral. Similar rules apply to other

AMERICAN OVERSIGHT

pass-through entities, such as S corporations and their shareholders, as well as estates and trusts and their beneficiaries.

- To qualify for deferral, the amount of a capital gain must be invested in a qualified opportunity fund (QOF), which must be an entity treated as a partnership or corporation for Federal tax purposes and organized in any of the 50 states, D.C. or five U.S. territories for the purpose of investing in qualified opportunity zone property.

- The QOF must hold at least 90 percent of its assets in qualified opportunity zone property. Investors who hold their QOF investment for at least 10 years may qualify to increase their basis to the fair market value of the investment on the date it is sold.

- The proposed regulations also provide that if at least 70 percent of the tangible business property owned or leased by a trade or business is qualified opportunity zone business property, the requirement that "substantially all" of such tangible business property is qualified opportunity zone business property can be satisfied if other requirements are met. If the tangible property is a building, the proposed regulations provide that "substantial improvement" is measured based only on the basis of the building (not of the land).

- In addition to the proposed regulations, Treasury issued additional guidance to aid taxpayers participating in the qualified opportunity zone program. This additional guidance addresses the "original use" requirement for land purchased after 2017 in qualified Opportunity Zones.

AMERICAN OVERSIGHT

Designated Qualified Opportunity Zones

This document was updated **June 14, 2018**, to reflect the final Qualified Opportunity Zone designations for all States.

Please note that the below list of designated tracts is not the official list. The official list will be published in the Internal Revenue Bulletin at a later date.

Click arrow to filter state State	County	Census Tract Number	Tract Type	ACS Data Source
Alabama	Autauga	01001020700	Low-Income Community	2011-2015
Alabama	Baldwin	01003010200	Low-Income Community	2011-2015
Alabama	Baldwin	01003010400	Non-LIC Contiguous	2011-2015
Alabama	Baldwin	01003010500	Low-Income Community	2011-2015
Alabama	Baldwin	01003010600	Low-Income Community	2011-2015
Alabama	Baldwin	01003011501	Non-LIC Contiguous	2011-2015
Alabama	Baldwin	01003011502	Low-Income Community	2011-2015
Alabama	Barbour	01005950100	Low-Income Community	2011-2015
Alabama	Bibb	01007010002	Low-Income Community	2011-2015
Alabama	Blount	01009050500	Low-Income Community	2011-2015
Alabama	Bullock	01011952200	Low-Income Community	2011-2015
Alabama	Butler	01013952800	Low-Income Community	2012-2016
Alabama	Calhoun	01015000700	Low-Income Community	2011-2015
Alabama	Calhoun	01015000800	Low-Income Community	2011-2015
Alabama	Calhoun	01015002101	Low-Income Community	2011-2015
Alabama	Chambers	01017954300	Low-Income Community	2011-2015
Alabama	Cherokee	01019955900	Low-Income Community	2011-2015
Alabama	Chilton	01021060102	Low-Income Community	2011-2015
Alabama	Choctaw	01023956800	Low-Income Community	2011-2015
Alabama	Clarke	01025957902	Low-Income Community	2011-2015
Alabama	Clay	01027959000	Low-Income Community	2011-2015
Alabama	Cleburne	01029959600	Low-Income Community	2011-2015
Alabama	Coffee	01031010900	Low-Income Community	2011-2015
Alabama	Colbert	01033020200	Low-Income Community	2011-2015
Alabama	Conecuh	01035960400	Low-Income Community	2011-2015
Alabama	Coosa	01037961000	Low-Income Community	2011-2015
Alabama	Covington	01039962000	Low-Income Community	2011-2015
Alabama	Covington	01039962700	Low-Income Community	2011-2015
Alabama	Crenshaw	01041963700	Low-Income Community	2011-2015
Alabama	Cullman	01043964800	Low-Income Community	2011-2015
Alabama	Cullman	01043965000	Low-Income Community	2011-2015
Alabama	Dale	01045020700	Low-Income Community	2011-2015
Alabama	Dallas	01047956500	Low-Income Community	2011-2015
Alabama	DeKalb	01049960900	Low-Income Community	2011-2015
Alabama	Elmore	01051031000	Low-Income Community	2011-2015
Alabama	Elmore	01051031300	Low-Income Community	2011-2015
Alabama	Escambia	01053970400	Low-Income Community	2011-2015
Alabama	Etowah	01055001200	Low-Income Community	2011-2015
Alabama	Fayette	01057020300	Low-Income Community	2011-2015
Alabama	Franklin	01059973700	Low-Income Community	2011-2015
Alabama	Geneva	01061050300	Low-Income Community	2011-2015
Alabama	Greene	01063060200	Low-Income Community	2011-2015
Alabama	Hale	01065040400	Low-Income Community	2011-2015
Alabama	Henry	01067030200	Low-Income Community	2011-2015
Alabama	Houston	01069041500	Low-Income Community	2011-2015
Alabama	Jackson	01071950600	Low-Income Community	2011-2015
Alabama	Jefferson	01073000100	Low-Income Community	2011-2015
Alabama	Jefferson	01073000300	Low-Income Community	2011-2015
Alabama	Jefferson	01073000400	Low-Income Community	2011-2015
Alabama	Jefferson	01073000500	Low-Income Community	2011-2015
Alabama	Jefferson	01073000700	Low-Income Community	2011-2015
Alabama	Jefferson	01073000800	Low-Income Community	2011-2015
Alabama	Jefferson	01073001200	Low-Income Community	2011-2015

AMERICAN OVERSIGHT

Designated Qualified Opportunity Zones

This document was updated **June 14, 2018**, to reflect the final Qualified Opportunity Zone designations for all States.

Please note that the below list of designated tracts is not the official list. The official list will be published in the Internal Revenue Bulletin at a later date.

Click arrow to filter state State	County	Census Tract Number	Tract Type	ACS Data Source
Alabama	Jefferson	01073001400	Low-Income Community	2011-2015
Alabama	Jefferson	01073001500	Low-Income Community	2011-2015
Alabama	Jefferson	01073001600	Low-Income Community	2011-2015
Alabama	Jefferson	01073001902	Low-Income Community	2011-2015
Alabama	Jefferson	01073002200	Low-Income Community	2011-2015
Alabama	Jefferson	01073002303	Low-Income Community	2011-2015
Alabama	Jefferson	01073002400	Low-Income Community	2011-2015
Alabama	Jefferson	01073002700	Low-Income Community	2011-2015
Alabama	Jefferson	01073002900	Low-Income Community	2011-2015
Alabama	Jefferson	01073003001	Low-Income Community	2011-2015
Alabama	Jefferson	01073003002	Low-Income Community	2011-2015
Alabama	Jefferson	01073003200	Low-Income Community	2011-2015
Alabama	Jefferson	01073003900	Low-Income Community	2011-2015
Alabama	Jefferson	01073004200	Low-Income Community	2011-2015
Alabama	Jefferson	01073004500	Low-Income Community	2011-2015
Alabama	Jefferson	01073010200	Low-Income Community	2011-2015
Alabama	Jefferson	01073011209	Low-Income Community	2011-2015
Alabama	Jefferson	01073011705	Non-LIC Contiguous	2011-2015
Alabama	Jefferson	01073012002	Low-Income Community	2011-2015
Alabama	Jefferson	01073012701	Low-Income Community	2011-2015
Alabama	Jefferson	01073013100	Low-Income Community	2011-2015
Alabama	Lamar	01075030100	Low-Income Community	2011-2015
Alabama	Lauderdale	01077010100	Low-Income Community	2011-2015
Alabama	Lauderdale	01077010900	Low-Income Community	2011-2015
Alabama	Lawrence	01079979100	Low-Income Community	2011-2015
Alabama	Lee	01081040200	Low-Income Community	2011-2015
Alabama	Lee	01081040300	Low-Income Community	2011-2015
Alabama	Lee	01081040604	Low-Income Community	2011-2015
Alabama	Lee	01081040700	Low-Income Community	2011-2015
Alabama	Lee	01081040800	Low-Income Community	2011-2015
Alabama	Lee	01081041100	Low-Income Community	2011-2015
Alabama	Lee	01081041300	Low-Income Community	2011-2015
Alabama	Limestone	01083020201	Low-Income Community	2011-2015
Alabama	Limestone	01083020600	Low-Income Community	2011-2015
Alabama	Limestone	01083020700	Low-Income Community	2011-2015
Alabama	Lowndes	01085780800	Low-Income Community	2011-2015
Alabama	Macon	01087231500	Low-Income Community	2011-2015
Alabama	Macon	01087231603	Low-Income Community	2011-2015
Alabama	Macon	01087232200	Low-Income Community	2011-2015
Alabama	Madison	01089000201	Low-Income Community	2011-2015
Alabama	Madison	01089000202	Low-Income Community	2011-2015
Alabama	Madison	01089001301	Low-Income Community	2011-2015
Alabama	Madison	01089001402	Low-Income Community	2011-2015
Alabama	Madison	01089001500	Low-Income Community	2011-2015
Alabama	Madison	01089002100	Low-Income Community	2011-2015
Alabama	Madison	01089002501	Low-Income Community	2011-2015
Alabama	Madison	01089003000	Low-Income Community	2011-2015
Alabama	Madison	01089003100	Low-Income Community	2011-2015
Alabama	Madison	01089010622	Low-Income Community	2011-2015
Alabama	Marengo	01091972900	Low-Income Community	2011-2015
Alabama	Marion	01093964400	Low-Income Community	2011-2015
Alabama	Marion	01093964500	Non-LIC Contiguous	2011-2015
Alabama	Marshall	01095030100	Low-Income Community	2011-2015

AMERICAN OVERSIGHT

Designated Qualified Opportunity Zones

This document was updated **June 14, 2018**, to reflect the final Qualified Opportunity Zone designations for all States.

Please note that the below list of designated tracts is not the official list. The official list will be published in the Internal Revenue Bulletin at a later date.

Click arrow to filter state State	County	Census Tract Number	Tract Type	ACS Data Source
Alabama	Mobile	01097000200	Low-Income Community	2011-2015
Alabama	Mobile	01097000401	Low-Income Community	2011-2015
Alabama	Mobile	01097000600	Low-Income Community	2011-2015
Alabama	Mobile	01097001002	Low-Income Community	2011-2015
Alabama	Mobile	01097001200	Low-Income Community	2011-2015
Alabama	Mobile	01097001302	Low-Income Community	2011-2015
Alabama	Mobile	01097001400	Low-Income Community	2011-2015
Alabama	Mobile	01097001501	Low-Income Community	2011-2015
Alabama	Mobile	01097001502	Low-Income Community	2011-2015
Alabama	Mobile	01097002600	Low-Income Community	2011-2015
Alabama	Mobile	01097002800	Low-Income Community	2011-2015
Alabama	Mobile	01097003402	Low-Income Community	2011-2015
Alabama	Mobile	01097006403	Low-Income Community	2011-2015
Alabama	Mobile	01097007400	Low-Income Community	2011-2015
Alabama	Monroe	01099076000	Low-Income Community	2011-2015
Alabama	Montgomery	01101000100	Low-Income Community	2011-2015
Alabama	Montgomery	01101000200	Low-Income Community	2011-2015
Alabama	Montgomery	01101000300	Low-Income Community	2011-2015
Alabama	Montgomery	01101000500	Low-Income Community	2011-2015
Alabama	Montgomery	01101000600	Low-Income Community	2011-2015
Alabama	Montgomery	01101001000	Low-Income Community	2011-2015
Alabama	Montgomery	01101001100	Low-Income Community	2011-2015
Alabama	Montgomery	01101002100	Low-Income Community	2011-2015
Alabama	Montgomery	01101002900	Low-Income Community	2011-2015
Alabama	Montgomery	01101005603	Low-Income Community	2011-2015
Alabama	Montgomery	01101005902	Low-Income Community	2011-2015
Alabama	Montgomery	01101006000	Low-Income Community	2011-2015
Alabama	Morgan	01103000100	Low-Income Community	2011-2015
Alabama	Perry	01105687000	Low-Income Community	2011-2015
Alabama	Pickens	01107050100	Low-Income Community	2011-2015
Alabama	Pike	01109189100	Low-Income Community	2011-2015
Alabama	Randolph	01111000500	Low-Income Community	2011-2015
Alabama	Russell	01113030200	Low-Income Community	2011-2015
Alabama	St. Clair	01115040203	Low-Income Community	2011-2015
Alabama	Shelby	01117030703	Low-Income Community	2011-2015
Alabama	Sumter	01119011300	Low-Income Community	2011-2015
Alabama	Talladega	01121010900	Low-Income Community	2011-2015
Alabama	Tallapoosa	01123962300	Low-Income Community	2011-2015
Alabama	Tuscaloosa	01125010403	Low-Income Community	2011-2015
Alabama	Tuscaloosa	01125010404	Low-Income Community	2011-2015
Alabama	Tuscaloosa	01125011600	Low-Income Community	2011-2015
Alabama	Tuscaloosa	01125011701	Low-Income Community	2011-2015
Alabama	Tuscaloosa	01125011800	Low-Income Community	2011-2015
Alabama	Tuscaloosa	01125012100	Low-Income Community	2011-2015
Alabama	Tuscaloosa	01125012303	Non-LIC Contiguous	2011-2015
Alabama	Tuscaloosa	01125012405	Low-Income Community	2011-2015
Alabama	Tuscaloosa	01125012600	Low-Income Community	2011-2015
Alabama	Tuscaloosa	01125012800	Low-Income Community	2011-2015
Alabama	Walker	01127020400	Low-Income Community	2011-2015
Alabama	Washington	01129044200	Low-Income Community	2011-2015
Alabama	Wilcox	01131035100	Low-Income Community	2011-2015
Alabama	Winston	01133965700	Low-Income Community	2011-2015
Alaska	Aleutians East	02013000100	Low-Income Community	2011-2015

AMERICAN OVERSIGHT

Designated Qualified Opportunity Zones

This document was updated **June 14, 2018**, to reflect the final Qualified Opportunity Zone designations for all States.

Please note that the below list of designated tracts is not the official list. The official list will be published in the Internal Revenue Bulletin at a later date.

Click arrow to filter state State	County	Census Tract Number	Tract Type	ACS Data Source
Alaska	Aleutians West	02016000100	Low-Income Community	2011-2015
Alaska	Anchorage	02020000300	Low-Income Community	2011-2015
Alaska	Anchorage	02020000600	Low-Income Community	2011-2015
Alaska	Anchorage	02020000702	Low-Income Community	2011-2015
Alaska	Anchorage	02020000703	Low-Income Community	2011-2015
Alaska	Anchorage	02020001000	Low-Income Community	2011-2015
Alaska	Anchorage	02020001900	Low-Income Community	2011-2015
Alaska	Anchorage	02020002000	Low-Income Community	2011-2015
Alaska	Bethel	02050000300	Low-Income Community	2011-2015
Alaska	Fairbanks North Star	02090000100	Low-Income Community	2011-2015
Alaska	Fairbanks North Star	02090000200	Low-Income Community	2011-2015
Alaska	Fairbanks North Star	02090001100	Low-Income Community	2011-2015
Alaska	Haines	02100000100	Low-Income Community	2012-2016
Alaska	Hoonah-Angoon	02105000300	Low-Income Community	2011-2015
Alaska	Kenai Peninsula	02122000100	Low-Income Community	2011-2015
Alaska	Matanuska-Susitna	02170000401	Low-Income Community	2011-2015
Alaska	Matanuska-Susitna	02170000701	Low-Income Community	2012-2016
Alaska	Nome	02180000100	Low-Income Community	2011-2015
Alaska	North Slope	02185000200	Low-Income Community	2011-2015
Alaska	Northwest Arctic	02188000100	Low-Income Community	2011-2015
Alaska	Prince of Wales-Hyder	02198000100	Low-Income Community	2011-2015
Alaska	Prince of Wales-Hyder	02198940100	Low-Income Community	2011-2015
Alaska	Wrangell	02275000300	Low-Income Community	2011-2015
Alaska	Yukon-Koyukuk	02290000200	Low-Income Community	2011-2015
American Samoa	Eastern	60010950100	Low-Income Community	2011-2015
American Samoa	Eastern	60010950200	Low-Income Community	2011-2015
American Samoa	Eastern	60010950300	Low-Income Community	2011-2015
American Samoa	Eastern	60010950500	Low-Income Community	2011-2015
American Samoa	Eastern	60010950600	Low-Income Community	2011-2015
American Samoa	Eastern	60010950700	Low-Income Community	2011-2015
American Samoa	Eastern	60010950900	Low-Income Community	2011-2015
American Samoa	Manu'a	60020951800	Low-Income Community	2011-2015
American Samoa	Western	60050951000	Low-Income Community	2011-2015
American Samoa	Western	60050951100	Low-Income Community	2011-2015
American Samoa	Western	60050951201	Low-Income Community	2011-2015
American Samoa	Western	60050951202	Low-Income Community	2011-2015
American Samoa	Western	60050951203	Low-Income Community	2011-2015
American Samoa	Western	60050951300	Low-Income Community	2011-2015
American Samoa	Western	60050951500	Low-Income Community	2011-2015
American Samoa	Western	60050951600	Low-Income Community	2011-2015
Arizona	Apache	04001945100	Low-Income Community	2011-2015
Arizona	Apache	04001970200	Low-Income Community	2011-2015
Arizona	Apache	04001970502	Non-LIC Contiguous	2011-2015
Arizona	Cochise	04003000301	Low-Income Community	2011-2015
Arizona	Cochise	04003000600	Low-Income Community	2011-2015
Arizona	Cochise	04003001100	Low-Income Community	2011-2015
Arizona	Cochise	04003001702	Low-Income Community	2011-2015
Arizona	Coconino	04005000900	Low-Income Community	2011-2015
Arizona	Coconino	04005002200	Non-LIC Contiguous	2011-2015
Arizona	Coconino	04005002300	Low-Income Community	2011-2015
Arizona	Coconino	04005942202	Low-Income Community	2011-2015
Arizona	Coconino	04005945000	Low-Income Community	2011-2015
Arizona	Coconino	04005945100	Low-Income Community	2011-2015

AMERICAN OVERSIGHT

Designated Qualified Opportunity Zones

This document was updated **June 14, 2018**, to reflect the final Qualified Opportunity Zone designations for all States.

Please note that the below list of designated tracts is not the official list. The official list will be published in the Internal Revenue Bulletin at a later date.

Click arrow to filter state State	County	Census Tract Number	Tract Type	ACS Data Source
Arizona	Coconino	04005945200	Low-Income Community	2011-2015
Arizona	Gila	04007000900	Low-Income Community	2011-2015
Arizona	Gila	04007001100	Low-Income Community	2012-2016
Arizona	Gila	04007940400	Low-Income Community	2011-2015
Arizona	Graham	04009961201	Low-Income Community	2011-2015
Arizona	Greenlee	04011960100	Non-LIC Contiguous	2011-2015
Arizona	Greenlee	04011960300	Low-Income Community	2011-2015
Arizona	La Paz	04012020100	Low-Income Community	2011-2015
Arizona	La Paz	04012940300	Low-Income Community	2011-2015
Arizona	Maricopa	04013040502	Low-Income Community	2011-2015
Arizona	Maricopa	04013050604	Low-Income Community	2011-2015
Arizona	Maricopa	04013050607	Low-Income Community	2011-2015
Arizona	Maricopa	04013050609	Low-Income Community	2011-2015
Arizona	Maricopa	04013060801	Low-Income Community	2011-2015
Arizona	Maricopa	04013060902	Low-Income Community	2011-2015
Arizona	Maricopa	04013061024	Non-LIC Contiguous	2011-2015
Arizona	Maricopa	04013061200	Low-Income Community	2011-2015
Arizona	Maricopa	04013061300	Low-Income Community	2011-2015
Arizona	Maricopa	04013071910	Low-Income Community	2011-2015
Arizona	Maricopa	04013071913	Low-Income Community	2011-2015
Arizona	Maricopa	04013082024	Low-Income Community	2011-2015
Arizona	Maricopa	04013082208	Low-Income Community	2011-2015
Arizona	Maricopa	04013092401	Low-Income Community	2011-2015
Arizona	Maricopa	04013092500	Low-Income Community	2011-2015
Arizona	Maricopa	04013092600	Low-Income Community	2011-2015
Arizona	Maricopa	04013092900	Low-Income Community	2011-2015
Arizona	Maricopa	04013093001	Low-Income Community	2011-2015
Arizona	Maricopa	04013093104	Low-Income Community	2011-2015
Arizona	Maricopa	04013103210	Low-Income Community	2011-2015
Arizona	Maricopa	04013104205	Low-Income Community	2011-2015
Arizona	Maricopa	04013104401	Low-Income Community	2011-2015
Arizona	Maricopa	04013104402	Low-Income Community	2011-2015
Arizona	Maricopa	04013105501	Low-Income Community	2011-2015
Arizona	Maricopa	04013105502	Low-Income Community	2011-2015
Arizona	Maricopa	04013105503	Low-Income Community	2011-2015
Arizona	Maricopa	04013106003	Low-Income Community	2011-2015
Arizona	Maricopa	04013106802	Low-Income Community	2011-2015
Arizona	Maricopa	04013107201	Low-Income Community	2011-2015
Arizona	Maricopa	04013107300	Low-Income Community	2011-2015
Arizona	Maricopa	04013107400	Low-Income Community	2011-2015
Arizona	Maricopa	04013108902	Low-Income Community	2011-2015
Arizona	Maricopa	04013109002	Low-Income Community	2011-2015
Arizona	Maricopa	04013109003	Low-Income Community	2011-2015
Arizona	Maricopa	04013109200	Low-Income Community	2011-2015
Arizona	Maricopa	04013109300	Low-Income Community	2011-2015
Arizona	Maricopa	04013110100	Low-Income Community	2011-2015
Arizona	Maricopa	04013111700	Low-Income Community	2011-2015
Arizona	Maricopa	04013112100	Low-Income Community	2011-2015
Arizona	Maricopa	04013112509	Low-Income Community	2011-2015
Arizona	Maricopa	04013112512	Low-Income Community	2011-2015
Arizona	Maricopa	04013112513	Low-Income Community	2011-2015
Arizona	Maricopa	04013113100	Low-Income Community	2011-2015
Arizona	Maricopa	04013113203	Low-Income Community	2011-2015

AMERICAN OVERSIGHT

Designated Qualified Opportunity Zones

This document was updated **June 14, 2018**, to reflect the final Qualified Opportunity Zone designations for all States.

Please note that the below list of designated tracts is not the official list. The official list will be published in the Internal Revenue Bulletin at a later date.

Click arrow to filter state State	County	Census Tract Number	Tract Type	ACS Data Source
Arizona	Maricopa	04013113300	Low-Income Community	2011-2015
Arizona	Maricopa	04013113801	Low-Income Community	2011-2015
Arizona	Maricopa	04013113900	Low-Income Community	2011-2015
Arizona	Maricopa	04013114000	Low-Income Community	2011-2015
Arizona	Maricopa	04013114100	Low-Income Community	2011-2015
Arizona	Maricopa	04013114200	Low-Income Community	2011-2015
Arizona	Maricopa	04013114800	Low-Income Community	2011-2015
Arizona	Maricopa	04013114900	Low-Income Community	2011-2015
Arizona	Maricopa	04013115200	Low-Income Community	2011-2015
Arizona	Maricopa	04013115300	Low-Income Community	2011-2015
Arizona	Maricopa	04013115400	Low-Income Community	2011-2015
Arizona	Maricopa	04013115801	Low-Income Community	2011-2015
Arizona	Maricopa	04013116500	Low-Income Community	2011-2015
Arizona	Maricopa	04013116900	Low-Income Community	2011-2015
Arizona	Maricopa	04013117200	Low-Income Community	2011-2015
Arizona	Maricopa	04013117300	Low-Income Community	2011-2015
Arizona	Maricopa	04013217201	Low-Income Community	2011-2015
Arizona	Maricopa	04013218000	Low-Income Community	2011-2015
Arizona	Maricopa	04013318400	Low-Income Community	2011-2015
Arizona	Maricopa	04013318800	Low-Income Community	2011-2015
Arizona	Maricopa	04013319104	Low-Income Community	2011-2015
Arizona	Maricopa	04013319202	Low-Income Community	2011-2015
Arizona	Maricopa	04013319705	Low-Income Community	2011-2015
Arizona	Maricopa	04013420206	Low-Income Community	2011-2015
Arizona	Maricopa	04013421302	Low-Income Community	2011-2015
Arizona	Maricopa	04013421303	Low-Income Community	2011-2015
Arizona	Maricopa	04013421304	Low-Income Community	2011-2015
Arizona	Maricopa	04013421400	Low-Income Community	2011-2015
Arizona	Maricopa	04013421501	Low-Income Community	2011-2015
Arizona	Maricopa	04013421502	Low-Income Community	2011-2015
Arizona	Maricopa	04013422203	Low-Income Community	2011-2015
Arizona	Maricopa	04013422401	Low-Income Community	2011-2015
Arizona	Maricopa	04013422641	Non-LIC Contiguous	2011-2015
Arizona	Maricopa	04013522800	Low-Income Community	2011-2015
Arizona	Maricopa	04013523102	Low-Income Community	2011-2015
Arizona	Maricopa	04013523104	Low-Income Community	2011-2015
Arizona	Maricopa	04013614700	Low-Income Community	2011-2015
Arizona	Maricopa	04013723305	Low-Income Community	2011-2015
Arizona	Maricopa	04013817600	Low-Income Community	2011-2015
Arizona	Maricopa	04013941100	Low-Income Community	2011-2015
Arizona	Maricopa	04013941300	Low-Income Community	2011-2015
Arizona	Mohave	04015940400	Low-Income Community	2011-2015
Arizona	Mohave	04015951602	Low-Income Community	2011-2015
Arizona	Mohave	04015951900	Low-Income Community	2011-2015
Arizona	Mohave	04015952400	Low-Income Community	2011-2015
Arizona	Mohave	04015953900	Non-LIC Contiguous	2011-2015
Arizona	Mohave	04015954800	Low-Income Community	2011-2015
Arizona	Mohave	04015955000	Low-Income Community	2011-2015
Arizona	Navajo	04017960500	Low-Income Community	2011-2015
Arizona	Navajo	04017963300	Low-Income Community	2011-2015
Arizona	Navajo	04017965300	Low-Income Community	2011-2015
Arizona	Pima	04019000100	Low-Income Community	2011-2015
Arizona	Pima	04019000200	Low-Income Community	2011-2015

AMERICAN OVERSIGHT

Designated Qualified Opportunity Zones

This document was updated **June 14, 2018**, to reflect the final Qualified Opportunity Zone designations for all States.

Please note that the below list of designated tracts is not the official list. The official list will be published in the Internal Revenue Bulletin at a later date.

Click arrow to filter state State	County	Census Tract Number	Tract Type	ACS Data Source
Arizona	Pima	04019000300	Low-Income Community	2011-2015
Arizona	Pima	04019000400	Low-Income Community	2011-2015
Arizona	Pima	04019000800	Low-Income Community	2011-2015
Arizona	Pima	04019001200	Low-Income Community	2011-2015
Arizona	Pima	04019001302	Low-Income Community	2011-2015
Arizona	Pima	04019001303	Low-Income Community	2011-2015
Arizona	Pima	04019001801	Low-Income Community	2011-2015
Arizona	Pima	04019002201	Low-Income Community	2011-2015
Arizona	Pima	04019002202	Low-Income Community	2011-2015
Arizona	Pima	04019002300	Low-Income Community	2011-2015
Arizona	Pima	04019002501	Low-Income Community	2011-2015
Arizona	Pima	04019002901	Low-Income Community	2011-2015
Arizona	Pima	04019003501	Low-Income Community	2011-2015
Arizona	Pima	04019003802	Low-Income Community	2011-2015
Arizona	Pima	04019004011	Low-Income Community	2011-2015
Arizona	Pima	04019004067	Low-Income Community	2011-2015
Arizona	Pima	04019004112	Low-Income Community	2011-2015
Arizona	Pima	04019004115	Low-Income Community	2011-2015
Arizona	Pima	04019004116	Low-Income Community	2011-2015
Arizona	Pima	04019004117	Low-Income Community	2011-2015
Arizona	Pima	04019004122	Low-Income Community	2011-2015
Arizona	Pima	04019004504	Low-Income Community	2011-2015
Arizona	Pima	04019004613	Low-Income Community	2011-2015
Arizona	Pima	04019410502	Non-LIC Contiguous	2011-2015
Arizona	Pima	04019940900	Low-Income Community	2011-2015
Arizona	Pima	04019941000	Low-Income Community	2011-2015
Arizona	Pinal	04021000310	Low-Income Community	2011-2015
Arizona	Pinal	04021000400	Low-Income Community	2012-2016
Arizona	Pinal	04021000700	Low-Income Community	2011-2015
Arizona	Pinal	04021000901	Low-Income Community	2011-2015
Arizona	Pinal	04021001000	Low-Income Community	2011-2015
Arizona	Pinal	04021001500	Low-Income Community	2011-2015
Arizona	Pinal	04021001900	Low-Income Community	2011-2015
Arizona	Pinal	04021002103	Low-Income Community	2011-2015
Arizona	Pinal	04021002300	Non-LIC Contiguous	2011-2015
Arizona	Santa Cruz	04023966302	Low-Income Community	2011-2015
Arizona	Santa Cruz	04023966402	Low-Income Community	2011-2015
Arizona	Yavapai	04025000606	Low-Income Community	2011-2015
Arizona	Yavapai	04025000900	Low-Income Community	2011-2015
Arizona	Yavapai	04025001601	Low-Income Community	2011-2015
Arizona	Yavapai	04025002100	Low-Income Community	2011-2015
Arizona	Yuma	04027000100	Low-Income Community	2011-2015
Arizona	Yuma	04027000700	Low-Income Community	2011-2015
Arizona	Yuma	04027010913	Low-Income Community	2011-2015
Arizona	Yuma	04027011202	Low-Income Community	2011-2015
Arizona	Yuma	04027011403	Low-Income Community	2011-2015
Arizona	Yuma	04027011501	Low-Income Community	2011-2015
Arizona	Yuma	04027011600	Low-Income Community	2011-2015
Arizona	Yuma	04027012100	Low-Income Community	2011-2015
Arkansas	Arkansas	05001480400	Low-Income Community	2011-2015
Arkansas	Ashley	05003960600	Low-Income Community	2011-2015
Arkansas	Benton	05007020301	Low-Income Community	2011-2015
Arkansas	Benton	05007021101	Low-Income Community	2011-2015

AMERICAN OVERSIGHT

Designated Qualified Opportunity Zones

This document was updated **June 14, 2018**, to reflect the final Qualified Opportunity Zone designations for all States.

Please note that the below list of designated tracts is not the official list. The official list will be published in the Internal Revenue Bulletin at a later date.

Click arrow to filter state State	County	Census Tract Number	Tract Type	ACS Data Source
Arkansas	Boone	05009790501	Low-Income Community	2011-2015
Arkansas	Bradley	05011950300	Low-Income Community	2011-2015
Arkansas	Carroll	05015950300	Low-Income Community	2011-2015
Arkansas	Chicot	05017080300	Low-Income Community	2011-2015
Arkansas	Clark	05019953900	Low-Income Community	2011-2015
Arkansas	Cleburne	05023480300	Low-Income Community	2011-2015
Arkansas	Columbia	05027950200	Low-Income Community	2011-2015
Arkansas	Conway	05029950300	Low-Income Community	2011-2015
Arkansas	Craighead	05031000101	Low-Income Community	2011-2015
Arkansas	Craighead	05031000502	Low-Income Community	2011-2015
Arkansas	Craighead	05031000602	Low-Income Community	2011-2015
Arkansas	Crawford	05033020501	Low-Income Community	2011-2015
Arkansas	Crittenden	05035030600	Low-Income Community	2011-2015
Arkansas	Crittenden	05035030703	Low-Income Community	2011-2015
Arkansas	Dallas	05039970300	Low-Income Community	2011-2015
Arkansas	Desha	05041950100	Low-Income Community	2011-2015
Arkansas	Desha	05041950200	Low-Income Community	2011-2015
Arkansas	Drew	05043490300	Low-Income Community	2011-2015
Arkansas	Drew	05043490400	Low-Income Community	2011-2015
Arkansas	Faulkner	05045030403	Low-Income Community	2011-2015
Arkansas	Faulkner	05045030702	Low-Income Community	2011-2015
Arkansas	Faulkner	05045030900	Low-Income Community	2011-2015
Arkansas	Franklin	05047950200	Low-Income Community	2011-2015
Arkansas	Garland	05051010700	Low-Income Community	2011-2015
Arkansas	Garland	05051010800	Low-Income Community	2011-2015
Arkansas	Garland	05051011500	Low-Income Community	2011-2015
Arkansas	Grant	05053470300	Low-Income Community	2011-2015
Arkansas	Greene	05055480500	Low-Income Community	2011-2015
Arkansas	Greene	05055480700	Low-Income Community	2011-2015
Arkansas	Hempstead	05057480300	Low-Income Community	2011-2015
Arkansas	Hot Spring	05059020200	Low-Income Community	2011-2015
Arkansas	Howard	05061950300	Low-Income Community	2011-2015
Arkansas	Independence	05063490200	Low-Income Community	2011-2015
Arkansas	Independence	05063490600	Low-Income Community	2011-2015
Arkansas	Jackson	05067480400	Low-Income Community	2011-2015
Arkansas	Jefferson	05069000502	Low-Income Community	2011-2015
Arkansas	Jefferson	05069001000	Low-Income Community	2011-2015
Arkansas	Jefferson	05069002400	Non-LIC Contiguous	2011-2015
Arkansas	Jefferson	05069002500	Low-Income Community	2011-2015
Arkansas	Johnson	05071952000	Low-Income Community	2011-2015
Arkansas	Lafayette	05073470100	Low-Income Community	2011-2015
Arkansas	Lawrence	05075470100	Low-Income Community	2011-2015
Arkansas	Little River	05081030102	Low-Income Community	2011-2015
Arkansas	Logan	05083950500	Low-Income Community	2011-2015
Arkansas	Marion	05089960202	Low-Income Community	2011-2015
Arkansas	Miller	05091020500	Low-Income Community	2011-2015
Arkansas	Mississippi	05093010700	Non-LIC Contiguous	2011-2015
Arkansas	Mississippi	05093010800	Low-Income Community	2011-2015
Arkansas	Mississippi	05093011100	Low-Income Community	2011-2015
Arkansas	Nevada	05099090200	Low-Income Community	2011-2015
Arkansas	Ouachita	05103950200	Low-Income Community	2011-2015
Arkansas	Ouachita	05103950600	Low-Income Community	2011-2015
Arkansas	Phillips	05107480400	Low-Income Community	2011-2015

AMERICAN OVERSIGHT

Designated Qualified Opportunity Zones

This document was updated **June 14, 2018**, to reflect the final Qualified Opportunity Zone designations for all States.

Please note that the below list of designated tracts is not the official list. The official list will be published in the Internal Revenue Bulletin at a later date.

Click arrow to filter state State	County	Census Tract Number	Tract Type	ACS Data Source
Arkansas	Phillips	05107480600	Low-Income Community	2011-2015
Arkansas	Polk	05113950400	Low-Income Community	2011-2015
Arkansas	Pope	05115951300	Low-Income Community	2011-2015
Arkansas	Pope	05115951600	Low-Income Community	2011-2015
Arkansas	Pulaski	05119000200	Low-Income Community	2011-2015
Arkansas	Pulaski	05119001800	Low-Income Community	2011-2015
Arkansas	Pulaski	05119002500	Low-Income Community	2011-2015
Arkansas	Pulaski	05119002800	Low-Income Community	2011-2015
Arkansas	Pulaski	05119003001	Low-Income Community	2011-2015
Arkansas	Pulaski	05119003605	Low-Income Community	2011-2015
Arkansas	Pulaski	05119004600	Low-Income Community	2011-2015
Arkansas	Pulaski	05119004700	Low-Income Community	2011-2015
Arkansas	St. Francis	05123960400	Low-Income Community	2011-2015
Arkansas	St. Francis	05123960600	Low-Income Community	2011-2015
Arkansas	Sebastian	05131000200	Low-Income Community	2011-2015
Arkansas	Sebastian	05131000300	Low-Income Community	2011-2015
Arkansas	Sebastian	05131000800	Low-Income Community	2011-2015
Arkansas	Sevier	05133080300	Low-Income Community	2011-2015
Arkansas	Union	05139950900	Low-Income Community	2011-2015
Arkansas	Union	05139951000	Low-Income Community	2011-2015
Arkansas	Van Buren	05141460200	Low-Income Community	2011-2015
Arkansas	Washington	05143010200	Low-Income Community	2011-2015
Arkansas	Washington	05143010301	Low-Income Community	2011-2015
Arkansas	Washington	05143010302	Low-Income Community	2011-2015
Arkansas	Washington	05143010600	Low-Income Community	2011-2015
Arkansas	Washington	05143011101	Low-Income Community	2011-2015
Arkansas	Washington	05143011200	Low-Income Community	2011-2015
Arkansas	White	05145070800	Low-Income Community	2011-2015
California	Alameda	06001401000	Low-Income Community	2011-2015
California	Alameda	06001401400	Low-Income Community	2011-2015
California	Alameda	06001401500	Low-Income Community	2011-2015
California	Alameda	06001401600	Low-Income Community	2011-2015
California	Alameda	06001401700	Low-Income Community	2011-2015
California	Alameda	06001402200	Low-Income Community	2011-2015
California	Alameda	06001402400	Low-Income Community	2011-2015
California	Alameda	06001402500	Low-Income Community	2011-2015
California	Alameda	06001402600	Low-Income Community	2011-2015
California	Alameda	06001402700	Low-Income Community	2011-2015
California	Alameda	06001402800	Low-Income Community	2011-2015
California	Alameda	06001403300	Low-Income Community	2011-2015
California	Alameda	06001405901	Low-Income Community	2011-2015
California	Alameda	06001405902	Low-Income Community	2011-2015
California	Alameda	06001406000	Low-Income Community	2011-2015
California	Alameda	06001406100	Low-Income Community	2011-2015
California	Alameda	06001406201	Low-Income Community	2011-2015
California	Alameda	06001406202	Low-Income Community	2011-2015
California	Alameda	06001407200	Low-Income Community	2011-2015
California	Alameda	06001407300	Low-Income Community	2011-2015
California	Alameda	06001408400	Low-Income Community	2011-2015
California	Alameda	06001408500	Low-Income Community	2011-2015
California	Alameda	06001408600	Low-Income Community	2011-2015
California	Alameda	06001408700	Low-Income Community	2011-2015
California	Alameda	06001408800	Low-Income Community	2011-2015

AMERICAN OVERSIGHT

Designated Qualified Opportunity Zones

This document was updated **June 14, 2018**, to reflect the final Qualified Opportunity Zone designations for all States.

Please note that the below list of designated tracts is not the official list. The official list will be published in the Internal Revenue Bulletin at a later date.

Click arrow to filter state State	County	Census Tract Number	Tract Type	ACS Data Source
California	Alameda	06001408900	Low-Income Community	2011-2015
California	Alameda	06001409000	Low-Income Community	2011-2015
California	Alameda	06001409500	Low-Income Community	2011-2015
California	Alameda	06001409700	Low-Income Community	2011-2015
California	Alameda	06001410500	Low-Income Community	2011-2015
California	Alameda	06001422900	Low-Income Community	2011-2015
California	Alameda	06001423200	Low-Income Community	2011-2015
California	Alameda	06001423500	Low-Income Community	2011-2015
California	Alameda	06001423901	Non-LIC Contiguous	2011-2015
California	Alameda	06001424001	Low-Income Community	2011-2015
California	Alameda	06001433102	Low-Income Community	2011-2015
California	Alameda	06001433700	Low-Income Community	2011-2015
California	Alameda	06001433800	Low-Income Community	2011-2015
California	Alameda	06001434000	Low-Income Community	2011-2015
California	Alameda	06001435400	Low-Income Community	2011-2015
California	Alameda	06001435602	Low-Income Community	2011-2015
California	Alameda	06001437500	Low-Income Community	2011-2015
California	Alameda	06001437600	Low-Income Community	2011-2015
California	Alameda	06001437701	Low-Income Community	2011-2015
California	Alameda	06001438201	Low-Income Community	2011-2015
California	Alameda	06001441923	Low-Income Community	2011-2015
California	Alameda	06001451404	Low-Income Community	2011-2015
California	Alpine	06003010000	Non-LIC Contiguous	2011-2015
California	Amador	06005000102	Low-Income Community	2012-2016
California	Butte	06007000502	Low-Income Community	2011-2015
California	Butte	06007000604	Low-Income Community	2011-2015
California	Butte	06007001000	Low-Income Community	2011-2015
California	Butte	06007001100	Low-Income Community	2011-2015
California	Butte	06007001200	Low-Income Community	2011-2015
California	Butte	06007001300	Low-Income Community	2011-2015
California	Butte	06007002800	Low-Income Community	2011-2015
California	Butte	06007003001	Low-Income Community	2011-2015
California	Butte	06007003002	Low-Income Community	2011-2015
California	Calaveras	06009000400	Low-Income Community	2011-2015
California	Colusa	06011000300	Low-Income Community	2011-2015
California	Colusa	06011000500	Low-Income Community	2011-2015
California	Contra Costa	06013306002	Low-Income Community	2011-2015
California	Contra Costa	06013307201	Low-Income Community	2011-2015
California	Contra Costa	06013307202	Low-Income Community	2011-2015
California	Contra Costa	06013307205	Low-Income Community	2011-2015
California	Contra Costa	06013312000	Low-Income Community	2011-2015
California	Contra Costa	06013313101	Low-Income Community	2011-2015
California	Contra Costa	06013313206	Low-Income Community	2011-2015
California	Contra Costa	06013314103	Low-Income Community	2011-2015
California	Contra Costa	06013314104	Low-Income Community	2011-2015
California	Contra Costa	06013328000	Low-Income Community	2011-2015
California	Contra Costa	06013336101	Low-Income Community	2011-2015
California	Contra Costa	06013336202	Low-Income Community	2011-2015
California	Contra Costa	06013337200	Low-Income Community	2011-2015
California	Contra Costa	06013365002	Low-Income Community	2011-2015
California	Contra Costa	06013369001	Low-Income Community	2011-2015
California	Contra Costa	06013376000	Low-Income Community	2011-2015
California	Contra Costa	06013386000	Low-Income Community	2011-2015

AMERICAN OVERSIGHT

Designated Qualified Opportunity Zones

This document was updated **June 14, 2018**, to reflect the final Qualified Opportunity Zone designations for all States.

Please note that the below list of designated tracts is not the official list. The official list will be published in the Internal Revenue Bulletin at a later date.

Click arrow to filter state State	County	Census Tract Number	Tract Type	ACS Data Source
California	Del Norte	06015000101	Low-Income Community	2011-2015
California	Del Norte	06015000102	Low-Income Community	2011-2015
California	El Dorado	06017030302	Low-Income Community	2011-2015
California	El Dorado	06017031600	Low-Income Community	2011-2015
California	El Dorado	06017031900	Low-Income Community	2011-2015
California	Fresno	06019000100	Low-Income Community	2011-2015
California	Fresno	06019000200	Low-Income Community	2011-2015
California	Fresno	06019000300	Low-Income Community	2011-2015
California	Fresno	06019000400	Low-Income Community	2011-2015
California	Fresno	06019000501	Low-Income Community	2011-2015
California	Fresno	06019000502	Low-Income Community	2011-2015
California	Fresno	06019000600	Low-Income Community	2011-2015
California	Fresno	06019000700	Low-Income Community	2011-2015
California	Fresno	06019000800	Low-Income Community	2011-2015
California	Fresno	06019000901	Low-Income Community	2011-2015
California	Fresno	06019000902	Low-Income Community	2011-2015
California	Fresno	06019001000	Low-Income Community	2011-2015
California	Fresno	06019001100	Low-Income Community	2011-2015
California	Fresno	06019001201	Low-Income Community	2011-2015
California	Fresno	06019001202	Low-Income Community	2011-2015
California	Fresno	06019001301	Low-Income Community	2011-2015
California	Fresno	06019001303	Low-Income Community	2011-2015
California	Fresno	06019001407	Low-Income Community	2011-2015
California	Fresno	06019001410	Low-Income Community	2011-2015
California	Fresno	06019001411	Low-Income Community	2011-2015
California	Fresno	06019001500	Low-Income Community	2011-2015
California	Fresno	06019001700	Low-Income Community	2011-2015
California	Fresno	06019001800	Low-Income Community	2011-2015
California	Fresno	06019001900	Low-Income Community	2011-2015
California	Fresno	06019002000	Low-Income Community	2011-2015
California	Fresno	06019002300	Low-Income Community	2011-2015
California	Fresno	06019002400	Low-Income Community	2011-2015
California	Fresno	06019002501	Low-Income Community	2011-2015
California	Fresno	06019002602	Low-Income Community	2011-2015
California	Fresno	06019002702	Low-Income Community	2011-2015
California	Fresno	06019002800	Low-Income Community	2011-2015
California	Fresno	06019002903	Low-Income Community	2011-2015
California	Fresno	06019003500	Low-Income Community	2011-2015
California	Fresno	06019004505	Low-Income Community	2011-2015
California	Fresno	06019004901	Low-Income Community	2011-2015
California	Fresno	06019005000	Low-Income Community	2011-2015
California	Fresno	06019005100	Low-Income Community	2011-2015
California	Fresno	06019005403	Low-Income Community	2011-2015
California	Fresno	06019005408	Low-Income Community	2011-2015
California	Fresno	06019006201	Low-Income Community	2011-2015
California	Fresno	06019006202	Low-Income Community	2011-2015
California	Fresno	06019006501	Low-Income Community	2011-2015
California	Fresno	06019006602	Low-Income Community	2011-2015
California	Fresno	06019007802	Low-Income Community	2011-2015
California	Fresno	06019008200	Low-Income Community	2011-2015
California	Fresno	06019008302	Low-Income Community	2011-2015
California	Fresno	06019008501	Low-Income Community	2011-2015
California	Glenn	06021010100	Low-Income Community	2011-2015

AMERICAN OVERSIGHT

Designated Qualified Opportunity Zones

This document was updated **June 14, 2018**, to reflect the final Qualified Opportunity Zone designations for all States.

Please note that the below list of designated tracts is not the official list. The official list will be published in the Internal Revenue Bulletin at a later date.

Click arrow to filter state State	County	Census Tract Number	Tract Type	ACS Data Source
California	Glenn	06021010200	Low-Income Community	2011-2015
California	Humboldt	06023000100	Low-Income Community	2011-2015
California	Humboldt	06023000300	Low-Income Community	2011-2015
California	Humboldt	06023000500	Low-Income Community	2011-2015
California	Humboldt	06023001300	Low-Income Community	2011-2015
California	Humboldt	06023010102	Low-Income Community	2011-2015
California	Humboldt	06023010501	Low-Income Community	2011-2015
California	Humboldt	06023940000	Low-Income Community	2011-2015
California	Imperial	06025010400	Low-Income Community	2011-2015
California	Imperial	06025010900	Low-Income Community	2011-2015
California	Imperial	06025011300	Low-Income Community	2011-2015
California	Imperial	06025011400	Low-Income Community	2011-2015
California	Imperial	06025011900	Low-Income Community	2011-2015
California	Imperial	06025012100	Low-Income Community	2011-2015
California	Imperial	06025012200	Low-Income Community	2011-2015
California	Inyo	06027000400	Low-Income Community	2011-2015
California	Inyo	06027000800	Low-Income Community	2011-2015
California	Kern	06029000200	Low-Income Community	2011-2015
California	Kern	06029000300	Low-Income Community	2011-2015
California	Kern	06029000400	Low-Income Community	2011-2015
California	Kern	06029000600	Low-Income Community	2011-2015
California	Kern	06029001202	Low-Income Community	2011-2015
California	Kern	06029001400	Low-Income Community	2011-2015
California	Kern	06029001600	Low-Income Community	2011-2015
California	Kern	06029001902	Low-Income Community	2011-2015
California	Kern	06029002000	Low-Income Community	2011-2015
California	Kern	06029002100	Low-Income Community	2011-2015
California	Kern	06029002200	Low-Income Community	2011-2015
California	Kern	06029002301	Low-Income Community	2011-2015
California	Kern	06029002302	Low-Income Community	2011-2015
California	Kern	06029002400	Low-Income Community	2011-2015
California	Kern	06029002500	Low-Income Community	2011-2015
California	Kern	06029002600	Low-Income Community	2011-2015
California	Kern	06029003103	Low-Income Community	2011-2015
California	Kern	06029003121	Low-Income Community	2011-2015
California	Kern	06029003303	Low-Income Community	2011-2015
California	Kern	06029003500	Low-Income Community	2011-2015
California	Kern	06029004101	Low-Income Community	2011-2015
California	Kern	06029004401	Low-Income Community	2011-2015
California	Kern	06029004402	Low-Income Community	2011-2015
California	Kern	06029004701	Low-Income Community	2011-2015
California	Kern	06029004800	Low-Income Community	2011-2015
California	Kern	06029005003	Low-Income Community	2011-2015
California	Kern	06029005300	Low-Income Community	2011-2015
California	Kern	06029005507	Low-Income Community	2011-2015
California	Kern	06029005600	Low-Income Community	2011-2015
California	Kern	06029005802	Low-Income Community	2011-2015
California	Kern	06029005900	Low-Income Community	2011-2015
California	Kern	06029006100	Low-Income Community	2011-2015
California	Kern	06029006303	Low-Income Community	2011-2015
California	Kern	06029006304	Low-Income Community	2011-2015
California	Kern	06029006401	Low-Income Community	2011-2015
California	Kings	06031001100	Low-Income Community	2011-2015

AMERICAN OVERSIGHT

Designated Qualified Opportunity Zones

This document was updated **June 14, 2018**, to reflect the final Qualified Opportunity Zone designations for all States.

Please note that the below list of designated tracts is not the official list. The official list will be published in the Internal Revenue Bulletin at a later date.

Click arrow to filter state State	County	Census Tract Number	Tract Type	ACS Data Source
California	Kings	06031001300	Low-Income Community	2011-2015
California	Kings	06031001402	Low-Income Community	2011-2015
California	Kings	06031001601	Low-Income Community	2011-2015
California	Kings	06031001701	Low-Income Community	2011-2015
California	Lake	06033000702	Low-Income Community	2011-2015
California	Lake	06033000801	Low-Income Community	2011-2015
California	Lake	06033000802	Low-Income Community	2011-2015
California	Lassen	06035040303	Low-Income Community	2011-2015
California	Lassen	06035040304	Low-Income Community	2011-2015
California	Los Angeles	06037102105	Low-Income Community	2011-2015
California	Los Angeles	06037104201	Low-Income Community	2011-2015
California	Los Angeles	06037104203	Low-Income Community	2011-2015
California	Los Angeles	06037104310	Low-Income Community	2011-2015
California	Los Angeles	06037104320	Low-Income Community	2011-2015
California	Los Angeles	06037104404	Low-Income Community	2011-2015
California	Los Angeles	06037104701	Low-Income Community	2011-2015
California	Los Angeles	06037104703	Low-Income Community	2011-2015
California	Los Angeles	06037104704	Low-Income Community	2011-2015
California	Los Angeles	06037106520	Low-Income Community	2011-2015
California	Los Angeles	06037106604	Low-Income Community	2011-2015
California	Los Angeles	06037113233	Low-Income Community	2011-2015
California	Los Angeles	06037113234	Low-Income Community	2011-2015
California	Los Angeles	06037113421	Low-Income Community	2011-2015
California	Los Angeles	06037115103	Low-Income Community	2011-2015
California	Los Angeles	06037115201	Low-Income Community	2011-2015
California	Los Angeles	06037120010	Low-Income Community	2011-2015
California	Los Angeles	06037120020	Low-Income Community	2011-2015
California	Los Angeles	06037120030	Low-Income Community	2011-2015
California	Los Angeles	06037120103	Low-Income Community	2011-2015
California	Los Angeles	06037121101	Low-Income Community	2011-2015
California	Los Angeles	06037121801	Low-Income Community	2011-2015
California	Los Angeles	06037121900	Low-Income Community	2011-2015
California	Los Angeles	06037122120	Low-Income Community	2011-2015
California	Los Angeles	06037122121	Low-Income Community	2011-2015
California	Los Angeles	06037122122	Low-Income Community	2011-2015
California	Los Angeles	06037122200	Non-LIC Contiguous	2011-2015
California	Los Angeles	06037122410	Low-Income Community	2011-2015
California	Los Angeles	06037123020	Low-Income Community	2011-2015
California	Los Angeles	06037123103	Low-Income Community	2011-2015
California	Los Angeles	06037123203	Low-Income Community	2011-2015
California	Los Angeles	06037123205	Low-Income Community	2011-2015
California	Los Angeles	06037123206	Low-Income Community	2011-2015
California	Los Angeles	06037123303	Low-Income Community	2011-2015
California	Los Angeles	06037123420	Low-Income Community	2011-2015
California	Los Angeles	06037123901	Low-Income Community	2011-2015
California	Los Angeles	06037124102	Low-Income Community	2011-2015
California	Los Angeles	06037124103	Low-Income Community	2011-2015
California	Los Angeles	06037124104	Low-Income Community	2011-2015
California	Los Angeles	06037124105	Low-Income Community	2011-2015
California	Los Angeles	06037124204	Low-Income Community	2011-2015
California	Los Angeles	06037125310	Low-Income Community	2011-2015
California	Los Angeles	06037125320	Low-Income Community	2011-2015
California	Los Angeles	06037127210	Low-Income Community	2011-2015

AMERICAN OVERSIGHT

Designated Qualified Opportunity Zones

This document was updated **June 14, 2018**, to reflect the final Qualified Opportunity Zone designations for all States.

Please note that the below list of designated tracts is not the official list. The official list will be published in the Internal Revenue Bulletin at a later date.

Click arrow to filter state State	County	Census Tract Number	Tract Type	ACS Data Source
California	Los Angeles	06037127300	Low-Income Community	2011-2015
California	Los Angeles	06037127400	Low-Income Community	2011-2015
California	Los Angeles	06037127520	Low-Income Community	2011-2015
California	Los Angeles	06037127712	Low-Income Community	2011-2015
California	Los Angeles	06037127803	Low-Income Community	2011-2015
California	Los Angeles	06037127804	Low-Income Community	2011-2015
California	Los Angeles	06037127805	Low-Income Community	2011-2015
California	Los Angeles	06037127806	Low-Income Community	2011-2015
California	Los Angeles	06037127910	Low-Income Community	2011-2015
California	Los Angeles	06037128210	Low-Income Community	2011-2015
California	Los Angeles	06037128302	Low-Income Community	2011-2015
California	Los Angeles	06037128303	Low-Income Community	2011-2015
California	Los Angeles	06037132300	Low-Income Community	2011-2015
California	Los Angeles	06037134305	Low-Income Community	2011-2015
California	Los Angeles	06037134520	Low-Income Community	2011-2015
California	Los Angeles	06037134521	Low-Income Community	2011-2015
California	Los Angeles	06037134522	Low-Income Community	2011-2015
California	Los Angeles	06037134903	Low-Income Community	2011-2015
California	Los Angeles	06037135114	Low-Income Community	2012-2016
California	Los Angeles	06037185203	Low-Income Community	2011-2015
California	Los Angeles	06037185320	Low-Income Community	2011-2015
California	Los Angeles	06037186401	Low-Income Community	2011-2015
California	Los Angeles	06037186404	Low-Income Community	2011-2015
California	Los Angeles	06037187102	Low-Income Community	2011-2015
California	Los Angeles	06037187200	Low-Income Community	2011-2015
California	Los Angeles	06037190100	Low-Income Community	2011-2015
California	Los Angeles	06037190201	Low-Income Community	2011-2015
California	Los Angeles	06037190202	Low-Income Community	2011-2015
California	Los Angeles	06037190510	Low-Income Community	2011-2015
California	Los Angeles	06037190700	Low-Income Community	2011-2015
California	Los Angeles	06037190801	Low-Income Community	2011-2015
California	Los Angeles	06037190802	Low-Income Community	2011-2015
California	Los Angeles	06037190901	Low-Income Community	2011-2015
California	Los Angeles	06037190902	Low-Income Community	2011-2015
California	Los Angeles	06037191000	Low-Income Community	2011-2015
California	Los Angeles	06037191110	Low-Income Community	2011-2015
California	Los Angeles	06037191120	Low-Income Community	2011-2015
California	Los Angeles	06037191201	Low-Income Community	2011-2015
California	Los Angeles	06037191203	Low-Income Community	2011-2015
California	Los Angeles	06037191204	Low-Income Community	2011-2015
California	Los Angeles	06037191410	Low-Income Community	2011-2015
California	Los Angeles	06037191420	Low-Income Community	2011-2015
California	Los Angeles	06037191500	Low-Income Community	2011-2015
California	Los Angeles	06037191710	Low-Income Community	2011-2015
California	Los Angeles	06037191720	Low-Income Community	2011-2015
California	Los Angeles	06037191810	Low-Income Community	2011-2015
California	Los Angeles	06037191820	Low-Income Community	2011-2015
California	Los Angeles	06037192610	Low-Income Community	2011-2015
California	Los Angeles	06037192620	Low-Income Community	2011-2015
California	Los Angeles	06037192700	Low-Income Community	2011-2015
California	Los Angeles	06037199000	Low-Income Community	2011-2015
California	Los Angeles	06037199120	Low-Income Community	2011-2015
California	Los Angeles	06037199201	Low-Income Community	2011-2015

AMERICAN OVERSIGHT

Designated Qualified Opportunity Zones

This document was updated **June 14, 2018**, to reflect the final Qualified Opportunity Zone designations for all States.

Please note that the below list of designated tracts is not the official list. The official list will be published in the Internal Revenue Bulletin at a later date.

Click arrow to filter state State	County	Census Tract Number	Tract Type	ACS Data Source
California	Los Angeles	06037199202	Low-Income Community	2011-2015
California	Los Angeles	06037199700	Low-Income Community	2011-2015
California	Los Angeles	06037199800	Low-Income Community	2011-2015
California	Los Angeles	06037199900	Low-Income Community	2011-2015
California	Los Angeles	06037201402	Low-Income Community	2011-2015
California	Los Angeles	06037201700	Low-Income Community	2011-2015
California	Los Angeles	06037203300	Low-Income Community	2011-2015
California	Los Angeles	06037203500	Low-Income Community	2011-2015
California	Los Angeles	06037204920	Low-Income Community	2011-2015
California	Los Angeles	06037205120	Low-Income Community	2011-2015
California	Los Angeles	06037206020	Low-Income Community	2011-2015
California	Los Angeles	06037206031	Non-LIC Contiguous	2011-2015
California	Los Angeles	06037206032	Low-Income Community	2011-2015
California	Los Angeles	06037206200	Low-Income Community	2011-2015
California	Los Angeles	06037206300	Low-Income Community	2011-2015
California	Los Angeles	06037208801	Low-Income Community	2011-2015
California	Los Angeles	06037208902	Low-Income Community	2011-2015
California	Los Angeles	06037208903	Low-Income Community	2011-2015
California	Los Angeles	06037209401	Low-Income Community	2011-2015
California	Los Angeles	06037211120	Low-Income Community	2011-2015
California	Los Angeles	06037211122	Low-Income Community	2011-2015
California	Los Angeles	06037211201	Low-Income Community	2011-2015
California	Los Angeles	06037211202	Low-Income Community	2011-2015
California	Los Angeles	06037211310	Low-Income Community	2011-2015
California	Los Angeles	06037211320	Low-Income Community	2011-2015
California	Los Angeles	06037211802	Low-Income Community	2011-2015
California	Los Angeles	06037212101	Low-Income Community	2011-2015
California	Los Angeles	06037212102	Low-Income Community	2011-2015
California	Los Angeles	06037212203	Low-Income Community	2011-2015
California	Los Angeles	06037212204	Low-Income Community	2011-2015
California	Los Angeles	06037212303	Low-Income Community	2011-2015
California	Los Angeles	06037212304	Low-Income Community	2011-2015
California	Los Angeles	06037212410	Low-Income Community	2011-2015
California	Los Angeles	06037213201	Low-Income Community	2011-2015
California	Los Angeles	06037213310	Low-Income Community	2011-2015
California	Los Angeles	06037213320	Low-Income Community	2011-2015
California	Los Angeles	06037213402	Low-Income Community	2011-2015
California	Los Angeles	06037218300	Low-Income Community	2011-2015
California	Los Angeles	06037218400	Low-Income Community	2011-2015
California	Los Angeles	06037218500	Low-Income Community	2011-2015
California	Los Angeles	06037218702	Low-Income Community	2011-2015
California	Los Angeles	06037219300	Low-Income Community	2011-2015
California	Los Angeles	06037219800	Low-Income Community	2011-2015
California	Los Angeles	06037219901	Low-Income Community	2011-2015
California	Los Angeles	06037219902	Low-Income Community	2011-2015
California	Los Angeles	06037220000	Low-Income Community	2011-2015
California	Los Angeles	06037220100	Low-Income Community	2011-2015
California	Los Angeles	06037222700	Low-Income Community	2011-2015
California	Los Angeles	06037224010	Low-Income Community	2011-2015
California	Los Angeles	06037224020	Low-Income Community	2011-2015
California	Los Angeles	06037224200	Low-Income Community	2011-2015
California	Los Angeles	06037224600	Low-Income Community	2011-2015
California	Los Angeles	06037224700	Low-Income Community	2011-2015

AMERICAN OVERSIGHT

Designated Qualified Opportunity Zones

This document was updated **June 14, 2018**, to reflect the final Qualified Opportunity Zone designations for all States.

Please note that the below list of designated tracts is not the official list. The official list will be published in the Internal Revenue Bulletin at a later date.

Click arrow to filter state State	County	Census Tract Number	Tract Type	ACS Data Source
California	Los Angeles	06037226001	Low-Income Community	2011-2015
California	Los Angeles	06037226002	Low-Income Community	2011-2015
California	Los Angeles	06037226410	Low-Income Community	2011-2015
California	Los Angeles	06037226420	Low-Income Community	2011-2015
California	Los Angeles	06037227010	Low-Income Community	2011-2015
California	Los Angeles	06037228600	Low-Income Community	2011-2015
California	Los Angeles	06037231100	Low-Income Community	2011-2015
California	Los Angeles	06037231210	Low-Income Community	2011-2015
California	Los Angeles	06037231220	Low-Income Community	2011-2015
California	Los Angeles	06037231300	Low-Income Community	2011-2015
California	Los Angeles	06037231400	Low-Income Community	2011-2015
California	Los Angeles	06037231500	Low-Income Community	2011-2015
California	Los Angeles	06037231600	Low-Income Community	2011-2015
California	Los Angeles	06037231800	Low-Income Community	2011-2015
California	Los Angeles	06037232400	Low-Income Community	2011-2015
California	Los Angeles	06037232500	Low-Income Community	2011-2015
California	Los Angeles	06037234501	Low-Income Community	2011-2015
California	Los Angeles	06037234502	Low-Income Community	2011-2015
California	Los Angeles	06037234600	Low-Income Community	2011-2015
California	Los Angeles	06037236100	Low-Income Community	2011-2015
California	Los Angeles	06037237202	Low-Income Community	2011-2015
California	Los Angeles	06037239202	Low-Income Community	2011-2015
California	Los Angeles	06037239330	Low-Income Community	2011-2015
California	Los Angeles	06037241001	Low-Income Community	2011-2015
California	Los Angeles	06037242000	Low-Income Community	2011-2015
California	Los Angeles	06037242100	Low-Income Community	2011-2015
California	Los Angeles	06037242200	Low-Income Community	2011-2015
California	Los Angeles	06037242300	Low-Income Community	2011-2015
California	Los Angeles	06037242600	Low-Income Community	2011-2015
California	Los Angeles	06037243000	Low-Income Community	2011-2015
California	Los Angeles	06037243100	Low-Income Community	2011-2015
California	Los Angeles	06037292000	Low-Income Community	2011-2015
California	Los Angeles	06037293201	Low-Income Community	2012-2016
California	Los Angeles	06037294120	Low-Income Community	2011-2015
California	Los Angeles	06037294620	Low-Income Community	2011-2015
California	Los Angeles	06037294701	Low-Income Community	2011-2015
California	Los Angeles	06037294820	Low-Income Community	2011-2015
California	Los Angeles	06037294830	Low-Income Community	2011-2015
California	Los Angeles	06037296210	Low-Income Community	2011-2015
California	Los Angeles	06037296220	Low-Income Community	2011-2015
California	Los Angeles	06037296500	Low-Income Community	2011-2015
California	Los Angeles	06037296600	Low-Income Community	2011-2015
California	Los Angeles	06037402304	Low-Income Community	2011-2015
California	Los Angeles	06037402702	Low-Income Community	2011-2015
California	Los Angeles	06037403200	Low-Income Community	2011-2015
California	Los Angeles	06037404201	Low-Income Community	2011-2015
California	Los Angeles	06037408138	Low-Income Community	2011-2015
California	Los Angeles	06037408800	Low-Income Community	2011-2015
California	Los Angeles	06037433302	Low-Income Community	2011-2015
California	Los Angeles	06037433403	Low-Income Community	2011-2015
California	Los Angeles	06037433501	Low-Income Community	2011-2015
California	Los Angeles	06037433901	Low-Income Community	2011-2015
California	Los Angeles	06037501803	Low-Income Community	2011-2015

AMERICAN OVERSIGHT

Designated Qualified Opportunity Zones

This document was updated **June 14, 2018**, to reflect the final Qualified Opportunity Zone designations for all States.

Please note that the below list of designated tracts is not the official list. The official list will be published in the Internal Revenue Bulletin at a later date.

Click arrow to filter state State	County	Census Tract Number	Tract Type	ACS Data Source
California	Los Angeles	06037530902	Low-Income Community	2011-2015
California	Los Angeles	06037531301	Low-Income Community	2011-2015
California	Los Angeles	06037532304	Low-Income Community	2011-2015
California	Los Angeles	06037532606	Low-Income Community	2011-2015
California	Los Angeles	06037532800	Low-Income Community	2011-2015
California	Los Angeles	06037532900	Low-Income Community	2011-2015
California	Los Angeles	06037533103	Low-Income Community	2011-2015
California	Los Angeles	06037533104	Low-Income Community	2011-2015
California	Los Angeles	06037533105	Low-Income Community	2011-2015
California	Los Angeles	06037533403	Low-Income Community	2011-2015
California	Los Angeles	06037533701	Low-Income Community	2011-2015
California	Los Angeles	06037534202	Low-Income Community	2011-2015
California	Los Angeles	06037534301	Low-Income Community	2011-2015
California	Los Angeles	06037534404	Low-Income Community	2011-2015
California	Los Angeles	06037535002	Low-Income Community	2011-2015
California	Los Angeles	06037535101	Low-Income Community	2011-2015
California	Los Angeles	06037535102	Low-Income Community	2011-2015
California	Los Angeles	06037540201	Low-Income Community	2011-2015
California	Los Angeles	06037540202	Low-Income Community	2011-2015
California	Los Angeles	06037540400	Low-Income Community	2011-2015
California	Los Angeles	06037541400	Low-Income Community	2011-2015
California	Los Angeles	06037541603	Low-Income Community	2011-2015
California	Los Angeles	06037541604	Low-Income Community	2011-2015
California	Los Angeles	06037542105	Low-Income Community	2011-2015
California	Los Angeles	06037542106	Low-Income Community	2011-2015
California	Los Angeles	06037542501	Low-Income Community	2011-2015
California	Los Angeles	06037542502	Low-Income Community	2011-2015
California	Los Angeles	06037542601	Low-Income Community	2011-2015
California	Los Angeles	06037550000	Low-Income Community	2011-2015
California	Los Angeles	06037570603	Low-Income Community	2011-2015
California	Los Angeles	06037571600	Low-Income Community	2011-2015
California	Los Angeles	06037571704	Low-Income Community	2011-2015
California	Los Angeles	06037572500	Low-Income Community	2011-2015
California	Los Angeles	06037572800	Low-Income Community	2011-2015
California	Los Angeles	06037573002	Low-Income Community	2011-2015
California	Los Angeles	06037573004	Low-Income Community	2011-2015
California	Los Angeles	06037573300	Low-Income Community	2011-2015
California	Los Angeles	06037575102	Low-Income Community	2011-2015
California	Los Angeles	06037575202	Low-Income Community	2011-2015
California	Los Angeles	06037575401	Low-Income Community	2011-2015
California	Los Angeles	06037575801	Low-Income Community	2011-2015
California	Los Angeles	06037575802	Low-Income Community	2011-2015
California	Los Angeles	06037575803	Low-Income Community	2011-2015
California	Los Angeles	06037575901	Low-Income Community	2011-2015
California	Los Angeles	06037576200	Low-Income Community	2011-2015
California	Los Angeles	06037576401	Low-Income Community	2011-2015
California	Los Angeles	06037576403	Low-Income Community	2011-2015
California	Los Angeles	06037576901	Low-Income Community	2011-2015
California	Los Angeles	06037600100	Low-Income Community	2011-2015
California	Los Angeles	06037600202	Low-Income Community	2011-2015
California	Los Angeles	06037600303	Low-Income Community	2011-2015
California	Los Angeles	06037600304	Low-Income Community	2011-2015
California	Los Angeles	06037601202	Low-Income Community	2011-2015

AMERICAN OVERSIGHT

Designated Qualified Opportunity Zones

This document was updated **June 14, 2018**, to reflect the final Qualified Opportunity Zone designations for all States.

Please note that the below list of designated tracts is not the official list. The official list will be published in the Internal Revenue Bulletin at a later date.

Click arrow to filter state State	County	Census Tract Number	Tract Type	ACS Data Source
California	Los Angeles	06037601700	Low-Income Community	2011-2015
California	Los Angeles	06037601801	Low-Income Community	2011-2015
California	Los Angeles	06037602505	Low-Income Community	2011-2015
California	Los Angeles	06037602801	Low-Income Community	2011-2015
California	Los Angeles	06037604100	Low-Income Community	2011-2015
California	Los Angeles	06037900501	Low-Income Community	2011-2015
California	Los Angeles	06037900606	Low-Income Community	2011-2015
California	Los Angeles	06037900607	Low-Income Community	2011-2015
California	Los Angeles	06037900703	Low-Income Community	2011-2015
California	Los Angeles	06037900704	Low-Income Community	2011-2015
California	Los Angeles	06037900806	Low-Income Community	2011-2015
California	Los Angeles	06037910402	Low-Income Community	2011-2015
California	Los Angeles	06037910403	Low-Income Community	2011-2015
California	Los Angeles	06037910501	Low-Income Community	2011-2015
California	Los Angeles	06037910504	Low-Income Community	2011-2015
California	Los Angeles	06037910601	Low-Income Community	2011-2015
California	Los Angeles	06037910602	Low-Income Community	2011-2015
California	Los Angeles	06037980014	Low-Income Community	2011-2015
California	Madera	06039000103	Low-Income Community	2011-2015
California	Madera	06039000202	Non-LIC Contiguous	2011-2015
California	Madera	06039000503	Non-LIC Contiguous	2011-2015
California	Madera	06039000506	Low-Income Community	2011-2015
California	Madera	06039000800	Low-Income Community	2011-2015
California	Marin	06041112201	Low-Income Community	2011-2015
California	Mariposa	06043000101	Low-Income Community	2011-2015
California	Mariposa	06043000102	Low-Income Community	2011-2015
California	Mendocino	06045010100	Low-Income Community	2011-2015
California	Mendocino	06045011300	Low-Income Community	2011-2015
California	Mendocino	06045011500	Low-Income Community	2011-2015
California	Merced	06047000503	Low-Income Community	2011-2015
California	Merced	06047000602	Low-Income Community	2011-2015
California	Merced	06047000603	Low-Income Community	2011-2015
California	Merced	06047001301	Low-Income Community	2011-2015
California	Merced	06047001302	Low-Income Community	2011-2015
California	Merced	06047001401	Low-Income Community	2011-2015
California	Merced	06047001501	Low-Income Community	2011-2015
California	Merced	06047001601	Low-Income Community	2011-2015
California	Merced	06047001602	Low-Income Community	2011-2015
California	Merced	06047001700	Low-Income Community	2011-2015
California	Merced	06047002201	Low-Income Community	2011-2015
California	Modoc	06049000100	Low-Income Community	2011-2015
California	Modoc	06049000300	Low-Income Community	2011-2015
California	Monterey	06053000400	Low-Income Community	2011-2015
California	Monterey	06053000502	Low-Income Community	2011-2015
California	Monterey	06053001300	Low-Income Community	2011-2015
California	Monterey	06053001802	Low-Income Community	2011-2015
California	Monterey	06053011302	Low-Income Community	2011-2015
California	Monterey	06053013500	Low-Income Community	2011-2015
California	Monterey	06053013700	Low-Income Community	2011-2015
California	Monterey	06053014102	Low-Income Community	2011-2015
California	Monterey	06053014500	Low-Income Community	2011-2015
California	Napa	06055200202	Low-Income Community	2011-2015
California	Napa	06055200804	Low-Income Community	2011-2015

AMERICAN OVERSIGHT

Designated Qualified Opportunity Zones

This document was updated **June 14, 2018**, to reflect the final Qualified Opportunity Zone designations for all States.

Please note that the below list of designated tracts is not the official list. The official list will be published in the Internal Revenue Bulletin at a later date.

Click arrow to filter state State	County	Census Tract Number	Tract Type	ACS Data Source
California	Nevada	06057000600	Low-Income Community	2011-2015
California	Nevada	06057000900	Low-Income Community	2011-2015
California	Orange	06059001801	Low-Income Community	2011-2015
California	Orange	06059011601	Low-Income Community	2011-2015
California	Orange	06059011602	Low-Income Community	2011-2015
California	Orange	06059011720	Low-Income Community	2011-2015
California	Orange	06059011721	Low-Income Community	2011-2015
California	Orange	06059042107	Low-Income Community	2011-2015
California	Orange	06059042312	Low-Income Community	2011-2015
California	Orange	06059063605	Low-Income Community	2011-2015
California	Orange	06059063701	Low-Income Community	2011-2015
California	Orange	06059074403	Low-Income Community	2011-2015
California	Orange	06059074405	Low-Income Community	2011-2015
California	Orange	06059074406	Low-Income Community	2011-2015
California	Orange	06059074602	Low-Income Community	2011-2015
California	Orange	06059074802	Low-Income Community	2011-2015
California	Orange	06059075002	Low-Income Community	2011-2015
California	Orange	06059075003	Low-Income Community	2011-2015
California	Orange	06059075100	Low-Income Community	2011-2015
California	Orange	06059075201	Low-Income Community	2011-2015
California	Orange	06059086405	Low-Income Community	2011-2015
California	Orange	06059087403	Low-Income Community	2011-2015
California	Orange	06059087405	Low-Income Community	2011-2015
California	Orange	06059087505	Low-Income Community	2011-2015
California	Orange	06059087803	Low-Income Community	2011-2015
California	Orange	06059088201	Low-Income Community	2011-2015
California	Orange	06059089104	Low-Income Community	2011-2015
California	Orange	06059089105	Low-Income Community	2011-2015
California	Orange	06059099402	Low-Income Community	2011-2015
California	Placer	06061020401	Low-Income Community	2011-2015
California	Placer	06061020901	Low-Income Community	2011-2015
California	Placer	06061021603	Low-Income Community	2011-2015
California	Plumas	06063000202	Low-Income Community	2011-2015
California	Plumas	06063000400	Low-Income Community	2011-2015
California	Riverside	06065030103	Low-Income Community	2011-2015
California	Riverside	06065030300	Low-Income Community	2011-2015
California	Riverside	06065030400	Low-Income Community	2011-2015
California	Riverside	06065030501	Low-Income Community	2011-2015
California	Riverside	06065030502	Low-Income Community	2011-2015
California	Riverside	06065031300	Low-Income Community	2011-2015
California	Riverside	06065040203	Low-Income Community	2011-2015
California	Riverside	06065041101	Low-Income Community	2011-2015
California	Riverside	06065041410	Low-Income Community	2011-2015
California	Riverside	06065041703	Low-Income Community	2011-2015
California	Riverside	06065042010	Low-Income Community	2011-2015
California	Riverside	06065042209	Low-Income Community	2011-2015
California	Riverside	06065042210	Low-Income Community	2011-2015
California	Riverside	06065042404	Low-Income Community	2011-2015
California	Riverside	06065042505	Low-Income Community	2011-2015
California	Riverside	06065042506	Low-Income Community	2011-2015
California	Riverside	06065042514	Low-Income Community	2011-2015
California	Riverside	06065042515	Low-Income Community	2011-2015
California	Riverside	06065042723	Low-Income Community	2011-2015

AMERICAN OVERSIGHT

Designated Qualified Opportunity Zones

This document was updated **June 14, 2018**, to reflect the final Qualified Opportunity Zone designations for all States.

Please note that the below list of designated tracts is not the official list. The official list will be published in the Internal Revenue Bulletin at a later date.

Click arrow to filter state State	County	Census Tract Number	Tract Type	ACS Data Source
California	Riverside	06065042800	Low-Income Community	2011-2015
California	Riverside	06065042903	Low-Income Community	2011-2015
California	Riverside	06065042904	Low-Income Community	2011-2015
California	Riverside	06065043307	Low-Income Community	2011-2015
California	Riverside	06065043310	Low-Income Community	2011-2015
California	Riverside	06065043401	Low-Income Community	2011-2015
California	Riverside	06065043403	Low-Income Community	2011-2015
California	Riverside	06065043405	Low-Income Community	2011-2015
California	Riverside	06065043601	Low-Income Community	2011-2015
California	Riverside	06065043602	Low-Income Community	2011-2015
California	Riverside	06065044101	Low-Income Community	2011-2015
California	Riverside	06065044200	Low-Income Community	2011-2015
California	Riverside	06065044507	Low-Income Community	2011-2015
California	Riverside	06065044509	Low-Income Community	2011-2015
California	Riverside	06065044510	Low-Income Community	2011-2015
California	Riverside	06065044702	Low-Income Community	2011-2015
California	Riverside	06065044915	Low-Income Community	2011-2015
California	Riverside	06065045000	Low-Income Community	2011-2015
California	Riverside	06065045303	Low-Income Community	2011-2015
California	Riverside	06065045502	Low-Income Community	2011-2015
California	Riverside	06065045604	Low-Income Community	2011-2015
California	Riverside	06065045605	Low-Income Community	2011-2015
California	Riverside	06065045609	Low-Income Community	2011-2015
California	Riverside	06065045703	Low-Income Community	2011-2015
California	Riverside	06065045705	Low-Income Community	2011-2015
California	Riverside	06065045706	Low-Income Community	2011-2015
California	Riverside	06065046102	Low-Income Community	2011-2015
California	Riverside	06065046200	Low-Income Community	2011-2015
California	Riverside	06065046500	Low-Income Community	2011-2015
California	Riverside	06065051100	Low-Income Community	2011-2015
California	Sacramento	06067000500	Low-Income Community	2011-2015
California	Sacramento	06067000700	Low-Income Community	2011-2015
California	Sacramento	06067001101	Low-Income Community	2011-2015
California	Sacramento	06067002100	Low-Income Community	2011-2015
California	Sacramento	06067002200	Low-Income Community	2011-2015
California	Sacramento	06067002800	Low-Income Community	2011-2015
California	Sacramento	06067003700	Low-Income Community	2011-2015
California	Sacramento	06067004100	Low-Income Community	2011-2015
California	Sacramento	06067004203	Low-Income Community	2011-2015
California	Sacramento	06067004402	Low-Income Community	2011-2015
California	Sacramento	06067004501	Low-Income Community	2011-2015
California	Sacramento	06067004502	Low-Income Community	2011-2015
California	Sacramento	06067004601	Low-Income Community	2011-2015
California	Sacramento	06067004701	Low-Income Community	2011-2015
California	Sacramento	06067004802	Low-Income Community	2011-2015
California	Sacramento	06067004903	Low-Income Community	2011-2015
California	Sacramento	06067004905	Low-Income Community	2011-2015
California	Sacramento	06067005101	Low-Income Community	2011-2015
California	Sacramento	06067005205	Low-Income Community	2011-2015
California	Sacramento	06067005301	Low-Income Community	2011-2015
California	Sacramento	06067005502	Low-Income Community	2011-2015
California	Sacramento	06067005505	Low-Income Community	2011-2015
California	Sacramento	06067005601	Low-Income Community	2011-2015

AMERICAN OVERSIGHT

Designated Qualified Opportunity Zones

This document was updated **June 14, 2018**, to reflect the final Qualified Opportunity Zone designations for all States.

Please note that the below list of designated tracts is not the official list. The official list will be published in the Internal Revenue Bulletin at a later date.

Click arrow to filter state State	County	Census Tract Number	Tract Type	ACS Data Source
California	Sacramento	06067005605	Low-Income Community	2011-2015
California	Sacramento	06067006201	Low-Income Community	2011-2015
California	Sacramento	06067006202	Low-Income Community	2011-2015
California	Sacramento	06067006300	Low-Income Community	2011-2015
California	Sacramento	06067006500	Low-Income Community	2011-2015
California	Sacramento	06067006600	Low-Income Community	2011-2015
California	Sacramento	06067006702	Low-Income Community	2011-2015
California	Sacramento	06067006900	Low-Income Community	2011-2015
California	Sacramento	06067007004	Low-Income Community	2011-2015
California	Sacramento	06067007019	Low-Income Community	2011-2015
California	Sacramento	06067007204	Low-Income Community	2011-2015
California	Sacramento	06067007301	Low-Income Community	2011-2015
California	Sacramento	06067007423	Low-Income Community	2011-2015
California	Sacramento	06067008909	Low-Income Community	2011-2015
California	Sacramento	06067008910	Low-Income Community	2011-2015
California	Sacramento	06067008911	Low-Income Community	2011-2015
California	Sacramento	06067009006	Low-Income Community	2011-2015
California	Sacramento	06067009201	Low-Income Community	2011-2015
California	Sacramento	06067009634	Low-Income Community	2011-2015
California	Sacramento	06067009800	Low-Income Community	2011-2015
California	San Benito	06069000200	Low-Income Community	2011-2015
California	San Benito	06069000701	Low-Income Community	2011-2015
California	San Bernardino	06071000823	Low-Income Community	2011-2015
California	San Bernardino	06071001400	Low-Income Community	2011-2015
California	San Bernardino	06071001503	Low-Income Community	2011-2015
California	San Bernardino	06071001504	Low-Income Community	2011-2015
California	San Bernardino	06071001600	Low-Income Community	2011-2015
California	San Bernardino	06071002804	Low-Income Community	2011-2015
California	San Bernardino	06071003000	Low-Income Community	2011-2015
California	San Bernardino	06071003102	Low-Income Community	2011-2015
California	San Bernardino	06071003510	Low-Income Community	2011-2015
California	San Bernardino	06071003606	Low-Income Community	2011-2015
California	San Bernardino	06071003609	Low-Income Community	2011-2015
California	San Bernardino	06071003612	Low-Income Community	2011-2015
California	San Bernardino	06071003700	Low-Income Community	2011-2015
California	San Bernardino	06071004201	Low-Income Community	2011-2015
California	San Bernardino	06071004202	Low-Income Community	2011-2015
California	San Bernardino	06071004302	Low-Income Community	2011-2015
California	San Bernardino	06071004404	Low-Income Community	2011-2015
California	San Bernardino	06071004507	Low-Income Community	2011-2015
California	San Bernardino	06071004604	Low-Income Community	2011-2015
California	San Bernardino	06071004700	Low-Income Community	2011-2015
California	San Bernardino	06071004800	Low-Income Community	2011-2015
California	San Bernardino	06071004900	Low-Income Community	2011-2015
California	San Bernardino	06071005400	Low-Income Community	2011-2015
California	San Bernardino	06071005500	Low-Income Community	2011-2015
California	San Bernardino	06071005600	Low-Income Community	2011-2015
California	San Bernardino	06071005701	Low-Income Community	2011-2015
California	San Bernardino	06071005800	Low-Income Community	2011-2015
California	San Bernardino	06071006203	Low-Income Community	2011-2015
California	San Bernardino	06071006204	Low-Income Community	2011-2015
California	San Bernardino	06071006301	Low-Income Community	2011-2015
California	San Bernardino	06071006302	Low-Income Community	2011-2015

AMERICAN OVERSIGHT

Designated Qualified Opportunity Zones

This document was updated **June 14, 2018**, to reflect the final Qualified Opportunity Zone designations for all States.

Please note that the below list of designated tracts is not the official list. The official list will be published in the Internal Revenue Bulletin at a later date.

Click arrow to filter state State	County	Census Tract Number	Tract Type	ACS Data Source
California	San Bernardino	06071006401	Low-Income Community	2011-2015
California	San Bernardino	06071006402	Low-Income Community	2011-2015
California	San Bernardino	06071006500	Low-Income Community	2011-2015
California	San Bernardino	06071007107	Low-Income Community	2011-2015
California	San Bernardino	06071007200	Low-Income Community	2011-2015
California	San Bernardino	06071007303	Low-Income Community	2011-2015
California	San Bernardino	06071007407	Low-Income Community	2011-2015
California	San Bernardino	06071007601	Low-Income Community	2011-2015
California	San Bernardino	06071008002	Low-Income Community	2011-2015
California	San Bernardino	06071008710	Low-Income Community	2011-2015
California	San Bernardino	06071009112	Low-Income Community	2011-2015
California	San Bernardino	06071009116	Low-Income Community	2011-2015
California	San Bernardino	06071009117	Low-Income Community	2011-2015
California	San Bernardino	06071009400	Low-Income Community	2011-2015
California	San Bernardino	06071009500	Low-Income Community	2011-2015
California	San Bernardino	06071009716	Low-Income Community	2011-2015
California	San Bernardino	06071009800	Low-Income Community	2011-2015
California	San Bernardino	06071009904	Low-Income Community	2011-2015
California	San Bernardino	06071009905	Low-Income Community	2011-2015
California	San Bernardino	06071009912	Low-Income Community	2011-2015
California	San Bernardino	06071009913	Low-Income Community	2011-2015
California	San Bernardino	06071010014	Low-Income Community	2011-2015
California	San Bernardino	06071010423	Low-Income Community	2011-2015
California	San Bernardino	06071010700	Low-Income Community	2011-2015
California	San Bernardino	06071012400	Low-Income Community	2011-2015
California	San Bernardino	06071012500	Low-Income Community	2011-2015
California	San Diego	06073000900	Low-Income Community	2011-2015
California	San Diego	06073001600	Low-Income Community	2011-2015
California	San Diego	06073002201	Low-Income Community	2011-2015
California	San Diego	06073002202	Low-Income Community	2011-2015
California	San Diego	06073002301	Low-Income Community	2011-2015
California	San Diego	06073002302	Low-Income Community	2011-2015
California	San Diego	06073002401	Low-Income Community	2011-2015
California	San Diego	06073002601	Low-Income Community	2011-2015
California	San Diego	06073002707	Low-Income Community	2011-2015
California	San Diego	06073002708	Low-Income Community	2011-2015
California	San Diego	06073002709	Low-Income Community	2011-2015
California	San Diego	06073002710	Low-Income Community	2011-2015
California	San Diego	06073003001	Non-LIC Contiguous	2011-2015
California	San Diego	06073003004	Low-Income Community	2011-2015
California	San Diego	06073003101	Low-Income Community	2011-2015
California	San Diego	06073003111	Low-Income Community	2011-2015
California	San Diego	06073003303	Low-Income Community	2011-2015
California	San Diego	06073003304	Low-Income Community	2011-2015
California	San Diego	06073003305	Low-Income Community	2011-2015
California	San Diego	06073003401	Low-Income Community	2011-2015
California	San Diego	06073003404	Low-Income Community	2011-2015
California	San Diego	06073003501	Low-Income Community	2011-2015
California	San Diego	06073003502	Low-Income Community	2011-2015
California	San Diego	06073003601	Low-Income Community	2011-2015
California	San Diego	06073003602	Low-Income Community	2011-2015
California	San Diego	06073003901	Low-Income Community	2011-2015
California	San Diego	06073003902	Low-Income Community	2011-2015

AMERICAN OVERSIGHT

Designated Qualified Opportunity Zones

This document was updated **June 14, 2018**, to reflect the final Qualified Opportunity Zone designations for all States.

Please note that the below list of designated tracts is not the official list. The official list will be published in the Internal Revenue Bulletin at a later date.

Click arrow to filter state State	County	Census Tract Number	Tract Type	ACS Data Source
California	San Diego	06073004000	Low-Income Community	2011-2015
California	San Diego	06073004100	Low-Income Community	2011-2015
California	San Diego	06073004700	Low-Income Community	2011-2015
California	San Diego	06073004800	Low-Income Community	2011-2015
California	San Diego	06073004900	Low-Income Community	2011-2015
California	San Diego	06073005000	Low-Income Community	2011-2015
California	San Diego	06073005100	Low-Income Community	2011-2015
California	San Diego	06073010013	Low-Income Community	2011-2015
California	San Diego	06073011700	Low-Income Community	2011-2015
California	San Diego	06073011801	Low-Income Community	2011-2015
California	San Diego	06073013104	Low-Income Community	2011-2015
California	San Diego	06073013205	Low-Income Community	2011-2015
California	San Diego	06073013206	Low-Income Community	2011-2015
California	San Diego	06073015701	Low-Income Community	2011-2015
California	San Diego	06073015703	Low-Income Community	2011-2015
California	San Diego	06073015801	Low-Income Community	2011-2015
California	San Diego	06073015802	Low-Income Community	2011-2015
California	San Diego	06073015901	Low-Income Community	2011-2015
California	San Diego	06073019503	Low-Income Community	2011-2015
California	San Diego	06073020214	Low-Income Community	2011-2015
California	San Francisco	06075017902	Low-Income Community	2011-2015
California	San Francisco	06075023103	Low-Income Community	2011-2015
California	San Francisco	06075023400	Low-Income Community	2011-2015
California	San Francisco	06075026001	Low-Income Community	2011-2015
California	San Francisco	06075026004	Low-Income Community	2011-2015
California	San Francisco	06075026100	Low-Income Community	2011-2015
California	San Francisco	06075026301	Low-Income Community	2011-2015
California	San Francisco	06075026404	Low-Income Community	2011-2015
California	San Francisco	06075060502	Low-Income Community	2011-2015
California	San Francisco	06075061200	Low-Income Community	2011-2015
California	San Francisco	06075980600	Low-Income Community	2011-2015
California	San Joaquin	06077000100	Low-Income Community	2011-2015
California	San Joaquin	06077000300	Low-Income Community	2011-2015
California	San Joaquin	06077000402	Low-Income Community	2011-2015
California	San Joaquin	06077000500	Low-Income Community	2011-2015
California	San Joaquin	06077000600	Low-Income Community	2011-2015
California	San Joaquin	06077000700	Low-Income Community	2011-2015
California	San Joaquin	06077000801	Low-Income Community	2011-2015
California	San Joaquin	06077000900	Low-Income Community	2011-2015
California	San Joaquin	06077001200	Low-Income Community	2011-2015
California	San Joaquin	06077001500	Low-Income Community	2011-2015
California	San Joaquin	06077001600	Low-Income Community	2011-2015
California	San Joaquin	06077001900	Low-Income Community	2011-2015
California	San Joaquin	06077002100	Low-Income Community	2011-2015
California	San Joaquin	06077002201	Low-Income Community	2011-2015
California	San Joaquin	06077002202	Low-Income Community	2011-2015
California	San Joaquin	06077002800	Low-Income Community	2011-2015
California	San Joaquin	06077003307	Low-Income Community	2011-2015
California	San Joaquin	06077003700	Low-Income Community	2011-2015
California	San Joaquin	06077003803	Low-Income Community	2011-2015
California	San Joaquin	06077004403	Low-Income Community	2011-2015
California	San Luis Obispo	06079010102	Low-Income Community	2011-2015
California	San Luis Obispo	06079010902	Low-Income Community	2011-2015

AMERICAN OVERSIGHT

Designated Qualified Opportunity Zones

This document was updated **June 14, 2018**, to reflect the final Qualified Opportunity Zone designations for all States.

Please note that the below list of designated tracts is not the official list. The official list will be published in the Internal Revenue Bulletin at a later date.

Click arrow to filter state State	County	Census Tract Number	Tract Type	ACS Data Source
California	San Luis Obispo	06079012200	Low-Income Community	2011-2015
California	San Mateo	06081600200	Low-Income Community	2011-2015
California	San Mateo	06081610201	Low-Income Community	2011-2015
California	San Mateo	06081610500	Low-Income Community	2011-2015
California	San Mateo	06081612100	Low-Income Community	2011-2015
California	Santa Barbara	06083002101	Low-Income Community	2011-2015
California	Santa Barbara	06083002403	Low-Income Community	2011-2015
California	Santa Barbara	06083002404	Low-Income Community	2011-2015
California	Santa Barbara	06083002502	Low-Income Community	2011-2015
California	Santa Barbara	06083002702	Low-Income Community	2011-2015
California	Santa Barbara	06083002705	Low-Income Community	2011-2015
California	Santa Barbara	06083002706	Low-Income Community	2011-2015
California	Santa Clara	06085500800	Low-Income Community	2011-2015
California	Santa Clara	06085500901	Low-Income Community	2011-2015
California	Santa Clara	06085501000	Low-Income Community	2011-2015
California	Santa Clara	06085501401	Low-Income Community	2011-2015
California	Santa Clara	06085501600	Low-Income Community	2011-2015
California	Santa Clara	06085503110	Low-Income Community	2011-2015
California	Santa Clara	06085503122	Low-Income Community	2011-2015
California	Santa Clara	06085503305	Low-Income Community	2011-2015
California	Santa Clara	06085503401	Low-Income Community	2011-2015
California	Santa Clara	06085503601	Low-Income Community	2011-2015
California	Santa Clara	06085505100	Low-Income Community	2011-2015
California	Santa Clara	06085512603	Low-Income Community	2011-2015
California	Santa Clara	06085512604	Low-Income Community	2011-2015
California	Santa Cruz	06087100800	Low-Income Community	2011-2015
California	Santa Cruz	06087101000	Low-Income Community	2011-2015
California	Santa Cruz	06087121402	Low-Income Community	2011-2015
California	Santa Cruz	06087121600	Low-Income Community	2011-2015
California	Shasta	06089010100	Low-Income Community	2011-2015
California	Shasta	06089010200	Low-Income Community	2011-2015
California	Shasta	06089010704	Low-Income Community	2011-2015
California	Shasta	06089011209	Low-Income Community	2011-2015
California	Shasta	06089012000	Low-Income Community	2011-2015
California	Shasta	06089012500	Low-Income Community	2011-2015
California	Sierra	06091010000	Non-LIC Contiguous	2011-2015
California	Siskiyou	06093000500	Low-Income Community	2011-2015
California	Siskiyou	06093000702	Low-Income Community	2011-2015
California	Siskiyou	06093000703	Low-Income Community	2011-2015
California	Solano	06095250801	Low-Income Community	2011-2015
California	Solano	06095250900	Low-Income Community	2011-2015
California	Solano	06095251100	Low-Income Community	2011-2015
California	Solano	06095251500	Low-Income Community	2011-2015
California	Solano	06095251600	Low-Income Community	2011-2015
California	Solano	06095251802	Low-Income Community	2011-2015
California	Solano	06095252605	Low-Income Community	2011-2015
California	Solano	06095252606	Low-Income Community	2011-2015
California	Solano	06095252607	Low-Income Community	2011-2015
California	Sonoma	06097150305	Low-Income Community	2011-2015
California	Sonoma	06097152000	Low-Income Community	2011-2015
California	Sonoma	06097153104	Low-Income Community	2011-2015
California	Stanislaus	06099001400	Low-Income Community	2011-2015
California	Stanislaus	06099001603	Low-Income Community	2011-2015

AMERICAN OVERSIGHT

Designated Qualified Opportunity Zones

This document was updated **June 14, 2018**, to reflect the final Qualified Opportunity Zone designations for all States.

Please note that the below list of designated tracts is not the official list. The official list will be published in the Internal Revenue Bulletin at a later date.

Click arrow to filter state State	County	Census Tract Number	Tract Type	ACS Data Source
California	Stanislaus	06099001604	Low-Income Community	2011-2015
California	Stanislaus	06099001700	Low-Income Community	2011-2015
California	Stanislaus	06099001800	Low-Income Community	2011-2015
California	Stanislaus	06099002002	Low-Income Community	2011-2015
California	Stanislaus	06099002100	Low-Income Community	2011-2015
California	Stanislaus	06099002200	Low-Income Community	2011-2015
California	Stanislaus	06099002301	Low-Income Community	2011-2015
California	Stanislaus	06099002402	Low-Income Community	2011-2015
California	Stanislaus	06099002501	Low-Income Community	2011-2015
California	Stanislaus	06099002602	Low-Income Community	2011-2015
California	Stanislaus	06099003002	Low-Income Community	2011-2015
California	Stanislaus	06099003201	Low-Income Community	2011-2015
California	Stanislaus	06099003400	Low-Income Community	2011-2015
California	Stanislaus	06099003802	Low-Income Community	2011-2015
California	Stanislaus	06099003803	Low-Income Community	2011-2015
California	Sutter	06101050102	Low-Income Community	2011-2015
California	Sutter	06101050201	Low-Income Community	2011-2015
California	Sutter	06101050202	Low-Income Community	2011-2015
California	Sutter	06101050302	Low-Income Community	2011-2015
California	Tehama	06103001100	Low-Income Community	2011-2015
California	Trinity	06105000101	Low-Income Community	2011-2015
California	Trinity	06105000300	Low-Income Community	2011-2015
California	Tulare	06107000201	Low-Income Community	2011-2015
California	Tulare	06107000302	Low-Income Community	2011-2015
California	Tulare	06107000502	Low-Income Community	2011-2015
California	Tulare	06107000900	Low-Income Community	2011-2015
California	Tulare	06107001003	Low-Income Community	2012-2016
California	Tulare	06107001100	Low-Income Community	2011-2015
California	Tulare	06107001400	Low-Income Community	2011-2015
California	Tulare	06107002202	Low-Income Community	2011-2015
California	Tulare	06107002800	Low-Income Community	2011-2015
California	Tulare	06107002901	Low-Income Community	2011-2015
California	Tulare	06107003200	Low-Income Community	2011-2015
California	Tulare	06107003400	Low-Income Community	2011-2015
California	Tulare	06107003802	Low-Income Community	2011-2015
California	Tulare	06107004101	Low-Income Community	2011-2015
California	Tulare	06107004102	Low-Income Community	2011-2015
California	Tulare	06107004200	Low-Income Community	2011-2015
California	Tulare	06107004300	Low-Income Community	2011-2015
California	Tuolumne	06109001200	Low-Income Community	2011-2015
California	Tuolumne	06109004200	Low-Income Community	2011-2015
California	Ventura	06111000304	Low-Income Community	2011-2015
California	Ventura	06111000600	Low-Income Community	2011-2015
California	Ventura	06111001302	Low-Income Community	2011-2015
California	Ventura	06111003201	Low-Income Community	2011-2015
California	Ventura	06111004305	Low-Income Community	2011-2015
California	Ventura	06111004715	Low-Income Community	2011-2015
California	Ventura	06111004902	Low-Income Community	2011-2015
California	Ventura	06111009100	Low-Income Community	2011-2015
California	Yolo	06113010101	Low-Income Community	2011-2015
California	Yolo	06113010201	Low-Income Community	2011-2015
California	Yolo	06113010203	Low-Income Community	2011-2015
California	Yolo	06113010204	Low-Income Community	2011-2015

AMERICAN OVERSIGHT

Designated Qualified Opportunity Zones

This document was updated **June 14, 2018**, to reflect the final Qualified Opportunity Zone designations for all States.

Please note that the below list of designated tracts is not the official list. The official list will be published in the Internal Revenue Bulletin at a later date.

Click arrow to filter state State	County	Census Tract Number	Tract Type	ACS Data Source
California	Yolo	06113010602	Low-Income Community	2011-2015
California	Yolo	06113010800	Low-Income Community	2011-2015
California	Yolo	06113011102	Low-Income Community	2011-2015
California	Yuba	06115040301	Low-Income Community	2011-2015
California	Yuba	06115040302	Low-Income Community	2011-2015
California	Yuba	06115040400	Low-Income Community	2011-2015
Colorado	Adams	08001008100	Low-Income Community	2011-2015
Colorado	Adams	08001008353	Low-Income Community	2011-2015
Colorado	Adams	08001008606	Low-Income Community	2011-2015
Colorado	Adams	08001008901	Low-Income Community	2011-2015
Colorado	Adams	08001009202	Low-Income Community	2011-2015
Colorado	Adams	08001009321	Low-Income Community	2011-2015
Colorado	Adams	08001009604	Low-Income Community	2011-2015
Colorado	Adams	08001009606	Low-Income Community	2011-2015
Colorado	Adams	08001015000	Low-Income Community	2011-2015
Colorado	Alamosa	08003960000	Low-Income Community	2011-2015
Colorado	Alamosa	08003960200	Low-Income Community	2011-2015
Colorado	Alamosa	08003960300	Low-Income Community	2011-2015
Colorado	Arapahoe	08005005551	Low-Income Community	2011-2015
Colorado	Arapahoe	08005005552	Low-Income Community	2011-2015
Colorado	Arapahoe	08005005700	Low-Income Community	2011-2015
Colorado	Arapahoe	08005005951	Low-Income Community	2011-2015
Colorado	Arapahoe	08005006000	Low-Income Community	2011-2015
Colorado	Arapahoe	08005006200	Low-Income Community	2011-2015
Colorado	Arapahoe	08005007301	Low-Income Community	2011-2015
Colorado	Arapahoe	08005007302	Low-Income Community	2011-2015
Colorado	Arapahoe	08005081100	Low-Income Community	2011-2015
Colorado	Archuleta	08007974400	Low-Income Community	2011-2015
Colorado	Baca	08009964700	Low-Income Community	2011-2015
Colorado	Bent	08011966700	Low-Income Community	2011-2015
Colorado	Boulder	08013012203	Low-Income Community	2011-2015
Colorado	Boulder	08013013302	Low-Income Community	2011-2015
Colorado	Boulder	08013013401	Low-Income Community	2011-2015
Colorado	Boulder	08013060800	Low-Income Community	2011-2015
Colorado	Chaffee	08015000401	Non-LIC Contiguous	2011-2015
Colorado	Chaffee	08015000402	Low-Income Community	2011-2015
Colorado	Cheyenne	08017960600	Low-Income Community	2011-2015
Colorado	Clear Creek	08019014800	Low-Income Community	2011-2015
Colorado	Costilla	08023972600	Low-Income Community	2011-2015
Colorado	Crowley	08025969600	Low-Income Community	2011-2015
Colorado	Delta	08029964600	Low-Income Community	2011-2015
Colorado	Delta	08029964800	Low-Income Community	2012-2016
Colorado	Delta	08029965100	Low-Income Community	2011-2015
Colorado	Denver	08031000702	Low-Income Community	2011-2015
Colorado	Denver	08031000800	Low-Income Community	2011-2015
Colorado	Denver	08031003500	Low-Income Community	2011-2015
Colorado	Denver	08031003602	Low-Income Community	2011-2015
Colorado	Denver	08031004101	Low-Income Community	2011-2015
Colorado	Denver	08031004102	Low-Income Community	2011-2015
Colorado	Denver	08031004403	Low-Income Community	2011-2015
Colorado	Denver	08031004404	Low-Income Community	2011-2015
Colorado	Denver	08031004505	Low-Income Community	2011-2015
Colorado	Denver	08031008312	Low-Income Community	2011-2015

AMERICAN OVERSIGHT

Designated Qualified Opportunity Zones

This document was updated **June 14, 2018**, to reflect the final Qualified Opportunity Zone designations for all States.

Please note that the below list of designated tracts is not the official list. The official list will be published in the Internal Revenue Bulletin at a later date.

Click arrow to filter state State	County	Census Tract Number	Tract Type	ACS Data Source
Colorado	Dolores	08033000100	Low-Income Community	2011-2015
Colorado	Eagle	08037000503	Low-Income Community	2011-2015
Colorado	El Paso	08041000302	Low-Income Community	2011-2015
Colorado	El Paso	08041002000	Low-Income Community	2011-2015
Colorado	El Paso	08041002200	Low-Income Community	2011-2015
Colorado	El Paso	08041002300	Low-Income Community	2011-2015
Colorado	El Paso	08041004008	Low-Income Community	2011-2015
Colorado	El Paso	08041004501	Low-Income Community	2011-2015
Colorado	El Paso	08041005000	Low-Income Community	2011-2015
Colorado	El Paso	08041006302	Low-Income Community	2011-2015
Colorado	Fremont	08043978200	Low-Income Community	2011-2015
Colorado	Fremont	08043978300	Low-Income Community	2011-2015
Colorado	Fremont	08043978800	Low-Income Community	2011-2015
Colorado	Garfield	08045951600	Low-Income Community	2011-2015
Colorado	Garfield	08045951702	Low-Income Community	2012-2016
Colorado	Garfield	08045951901	Low-Income Community	2011-2015
Colorado	Gunnison	08051963700	Low-Income Community	2011-2015
Colorado	Huerfano	08055960600	Low-Income Community	2011-2015
Colorado	Jefferson	08059009831	Low-Income Community	2011-2015
Colorado	Jefferson	08059010100	Low-Income Community	2011-2015
Colorado	Jefferson	08059010402	Low-Income Community	2011-2015
Colorado	Jefferson	08059010902	Low-Income Community	2011-2015
Colorado	Jefferson	08059011550	Low-Income Community	2011-2015
Colorado	Kit Carson	08063962100	Low-Income Community	2011-2015
Colorado	Lake	08065961900	Non-LIC Contiguous	2011-2015
Colorado	La Plata	08067940400	Non-LIC Contiguous	2011-2015
Colorado	La Plata	08067971100	Low-Income Community	2011-2015
Colorado	Larimer	08069001305	Low-Income Community	2011-2015
Colorado	Larimer	08069001306	Low-Income Community	2011-2015
Colorado	Larimer	08069002007	Low-Income Community	2011-2015
Colorado	Larimer	08069002802	Low-Income Community	2011-2015
Colorado	Las Animas	08071000200	Non-LIC Contiguous	2011-2015
Colorado	Las Animas	08071000500	Low-Income Community	2011-2015
Colorado	Las Animas	08071000800	Non-LIC Contiguous	2011-2015
Colorado	Lincoln	08073961700	Low-Income Community	2011-2015
Colorado	Logan	08075966100	Low-Income Community	2011-2015
Colorado	Logan	08075966300	Low-Income Community	2012-2016
Colorado	Logan	08075966400	Low-Income Community	2011-2015
Colorado	Mesa	08077000200	Low-Income Community	2011-2015
Colorado	Mesa	08077000400	Low-Income Community	2011-2015
Colorado	Mesa	08077000500	Low-Income Community	2011-2015
Colorado	Mesa	08077000700	Low-Income Community	2011-2015
Colorado	Mesa	08077000800	Low-Income Community	2011-2015
Colorado	Mesa	08077000900	Low-Income Community	2011-2015
Colorado	Mesa	08077001800	Non-LIC Contiguous	2011-2015
Colorado	Moffat	08081000400	Low-Income Community	2011-2015
Colorado	Montezuma	08083941100	Low-Income Community	2011-2015
Colorado	Montrose	08085966100	Low-Income Community	2011-2015
Colorado	Montrose	08085966202	Low-Income Community	2011-2015
Colorado	Montrose	08085966300	Low-Income Community	2011-2015
Colorado	Montrose	08085966503	Low-Income Community	2011-2015
Colorado	Morgan	08087000500	Low-Income Community	2011-2015
Colorado	Morgan	08087000700	Low-Income Community	2011-2015

AMERICAN OVERSIGHT

Designated Qualified Opportunity Zones

This document was updated **June 14, 2018**, to reflect the final Qualified Opportunity Zone designations for all States.

Please note that the below list of designated tracts is not the official list. The official list will be published in the Internal Revenue Bulletin at a later date.

Click arrow to filter state State	County	Census Tract Number	Tract Type	ACS Data Source
Colorado	Otero	08089968300	Low-Income Community	2011-2015
Colorado	Otero	08089968600	Low-Income Community	2011-2015
Colorado	Phillips	08095967600	Low-Income Community	2011-2015
Colorado	Prowers	08099000200	Low-Income Community	2011-2015
Colorado	Prowers	08099000300	Low-Income Community	2011-2015
Colorado	Prowers	08099000700	Low-Income Community	2011-2015
Colorado	Pueblo	08101001400	Low-Income Community	2011-2015
Colorado	Pueblo	08101001900	Low-Income Community	2011-2015
Colorado	Pueblo	08101002000	Low-Income Community	2011-2015
Colorado	Pueblo	08101002300	Low-Income Community	2011-2015
Colorado	Pueblo	08101002600	Low-Income Community	2011-2015
Colorado	Pueblo	08101002901	Low-Income Community	2011-2015
Colorado	Pueblo	08101003103	Low-Income Community	2011-2015
Colorado	Pueblo	08101003106	Low-Income Community	2011-2015
Colorado	Pueblo	08101003500	Low-Income Community	2011-2015
Colorado	Rio Blanco	08103951100	Low-Income Community	2011-2015
Colorado	Rio Grande	08105976700	Low-Income Community	2011-2015
Colorado	Saguache	08109977700	Low-Income Community	2011-2015
Colorado	San Juan	08111972600	Low-Income Community	2011-2015
Colorado	San Miguel	08113968200	Non-LIC Contiguous	2011-2015
Colorado	Washington	08121924200	Low-Income Community	2011-2015
Colorado	Weld	08123000100	Low-Income Community	2011-2015
Colorado	Weld	08123001004	Low-Income Community	2011-2015
Colorado	Weld	08123001902	Low-Income Community	2011-2015
Colorado	Weld	08123002004	Low-Income Community	2011-2015
Colorado	Yuma	08125963100	Low-Income Community	2011-2015
Connecticut	Fairfield	09001020100	Low-Income Community	2011-2015
Connecticut	Fairfield	09001021400	Low-Income Community	2011-2015
Connecticut	Fairfield	09001021802	Low-Income Community	2011-2015
Connecticut	Fairfield	09001022200	Low-Income Community	2011-2015
Connecticut	Fairfield	09001022300	Low-Income Community	2011-2015
Connecticut	Fairfield	09001043400	Low-Income Community	2011-2015
Connecticut	Fairfield	09001043700	Low-Income Community	2011-2015
Connecticut	Fairfield	09001044100	Low-Income Community	2011-2015
Connecticut	Fairfield	09001070300	Low-Income Community	2011-2015
Connecticut	Fairfield	09001070500	Low-Income Community	2011-2015
Connecticut	Fairfield	09001070600	Low-Income Community	2011-2015
Connecticut	Fairfield	09001073800	Low-Income Community	2011-2015
Connecticut	Fairfield	09001074000	Low-Income Community	2011-2015
Connecticut	Fairfield	09001074300	Low-Income Community	2011-2015
Connecticut	Fairfield	09001074400	Low-Income Community	2011-2015
Connecticut	Fairfield	09001080400	Low-Income Community	2011-2015
Connecticut	Fairfield	09001210100	Low-Income Community	2011-2015
Connecticut	Hartford	09003406100	Low-Income Community	2011-2015
Connecticut	Hartford	09003415300	Low-Income Community	2011-2015
Connecticut	Hartford	09003415900	Low-Income Community	2011-2015
Connecticut	Hartford	09003417100	Low-Income Community	2011-2015
Connecticut	Hartford	09003473800	Low-Income Community	2011-2015
Connecticut	Hartford	09003496100	Low-Income Community	2011-2015
Connecticut	Hartford	09003500300	Low-Income Community	2011-2015
Connecticut	Hartford	09003500400	Low-Income Community	2011-2015
Connecticut	Hartford	09003502500	Low-Income Community	2011-2015
Connecticut	Hartford	09003502700	Low-Income Community	2011-2015

AMERICAN OVERSIGHT

Designated Qualified Opportunity Zones

This document was updated **June 14, 2018**, to reflect the final Qualified Opportunity Zone designations for all States.

Please note that the below list of designated tracts is not the official list. The official list will be published in the Internal Revenue Bulletin at a later date.

Click arrow to filter state State	County	Census Tract Number	Tract Type	ACS Data Source
Connecticut	Hartford	09003502800	Low-Income Community	2011-2015
Connecticut	Hartford	09003503700	Low-Income Community	2011-2015
Connecticut	Hartford	09003503800	Low-Income Community	2011-2015
Connecticut	Hartford	09003504900	Low-Income Community	2011-2015
Connecticut	Hartford	09003510200	Low-Income Community	2011-2015
Connecticut	Hartford	09003510400	Low-Income Community	2011-2015
Connecticut	Hartford	09003510500	Low-Income Community	2011-2015
Connecticut	Hartford	09003510600	Low-Income Community	2011-2015
Connecticut	Hartford	09003510800	Low-Income Community	2011-2015
Connecticut	Hartford	09003514500	Low-Income Community	2011-2015
Connecticut	Hartford	09003514700	Low-Income Community	2011-2015
Connecticut	Hartford	09003524400	Low-Income Community	2011-2015
Connecticut	Hartford	09003524600	Low-Income Community	2011-2015
Connecticut	Litchfield	09005310300	Low-Income Community	2011-2015
Connecticut	Middlesex	09007541100	Low-Income Community	2011-2015
Connecticut	Middlesex	09007541600	Low-Income Community	2011-2015
Connecticut	New Haven	09009125200	Low-Income Community	2011-2015
Connecticut	New Haven	09009140200	Low-Income Community	2011-2015
Connecticut	New Haven	09009140300	Low-Income Community	2011-2015
Connecticut	New Haven	09009141500	Low-Income Community	2011-2015
Connecticut	New Haven	09009141600	Low-Income Community	2011-2015
Connecticut	New Haven	09009142200	Low-Income Community	2011-2015
Connecticut	New Haven	09009142300	Low-Income Community	2011-2015
Connecticut	New Haven	09009142400	Low-Income Community	2011-2015
Connecticut	New Haven	09009154100	Low-Income Community	2011-2015
Connecticut	New Haven	09009154500	Low-Income Community	2011-2015
Connecticut	New Haven	09009165500	Low-Income Community	2011-2015
Connecticut	New Haven	09009170100	Low-Income Community	2011-2015
Connecticut	New Haven	09009170200	Low-Income Community	2011-2015
Connecticut	New Haven	09009170900	Low-Income Community	2011-2015
Connecticut	New Haven	09009345100	Non-LIC Contiguous	2011-2015
Connecticut	New Haven	09009350100	Low-Income Community	2011-2015
Connecticut	New Haven	09009350500	Low-Income Community	2011-2015
Connecticut	New Haven	09009351500	Low-Income Community	2011-2015
Connecticut	New Haven	09009351700	Low-Income Community	2011-2015
Connecticut	New London	09011690500	Low-Income Community	2011-2015
Connecticut	New London	09011690700	Low-Income Community	2011-2015
Connecticut	New London	09011696700	Low-Income Community	2011-2015
Connecticut	New London	09011696800	Low-Income Community	2011-2015
Connecticut	New London	09011697000	Low-Income Community	2011-2015
Connecticut	New London	09011870200	Low-Income Community	2011-2015
Connecticut	New London	09011870300	Low-Income Community	2011-2015
Connecticut	Tolland	09013881300	Low-Income Community	2011-2015
Connecticut	Windham	09015800600	Low-Income Community	2011-2015
Connecticut	Windham	09015903100	Low-Income Community	2011-2015
Delaware	Kent	10001040201	Low-Income Community	2011-2015
Delaware	Kent	10001041300	Low-Income Community	2011-2015
Delaware	Kent	10001041400	Low-Income Community	2011-2015
Delaware	Kent	10001042500	Low-Income Community	2011-2015
Delaware	Kent	10001043300	Low-Income Community	2011-2015
Delaware	New Castle	10003000601	Low-Income Community	2011-2015
Delaware	New Castle	10003000602	Low-Income Community	2011-2015
Delaware	New Castle	10003001902	Low-Income Community	2011-2015

AMERICAN OVERSIGHT

Designated Qualified Opportunity Zones

This document was updated **June 14, 2018**, to reflect the final Qualified Opportunity Zone designations for all States.

Please note that the below list of designated tracts is not the official list. The official list will be published in the Internal Revenue Bulletin at a later date.

Click arrow to filter state State	County	Census Tract Number	Tract Type	ACS Data Source
Delaware	New Castle	10003002100	Low-Income Community	2011-2015
Delaware	New Castle	10003002700	Low-Income Community	2011-2015
Delaware	New Castle	10003002800	Low-Income Community	2011-2015
Delaware	New Castle	10003002900	Low-Income Community	2011-2015
Delaware	New Castle	10003003002	Low-Income Community	2011-2015
Delaware	New Castle	10003010101	Low-Income Community	2011-2015
Delaware	New Castle	10003010104	Low-Income Community	2011-2015
Delaware	New Castle	10003010702	Low-Income Community	2011-2015
Delaware	New Castle	10003012900	Low-Income Community	2011-2015
Delaware	New Castle	10003014402	Low-Income Community	2011-2015
Delaware	New Castle	10003015502	Low-Income Community	2011-2015
Delaware	New Castle	10003015802	Low-Income Community	2011-2015
Delaware	Sussex	10005050401	Non-LIC Contiguous	2011-2015
Delaware	Sussex	10005050405	Low-Income Community	2011-2015
Delaware	Sussex	10005050406	Low-Income Community	2011-2015
Delaware	Sussex	10005050503	Low-Income Community	2011-2015
Delaware	Sussex	10005051802	Low-Income Community	2011-2015
District of Columbia	District of Columbia	11001002101	Low-Income Community	2011-2015
District of Columbia	District of Columbia	11001003400	Low-Income Community	2011-2015
District of Columbia	District of Columbia	11001006400	Low-Income Community	2011-2015
District of Columbia	District of Columbia	11001006804	Low-Income Community	2011-2015
District of Columbia	District of Columbia	11001007304	Low-Income Community	2011-2015
District of Columbia	District of Columbia	11001007401	Low-Income Community	2011-2015
District of Columbia	District of Columbia	11001007407	Low-Income Community	2011-2015
District of Columbia	District of Columbia	11001007503	Low-Income Community	2011-2015
District of Columbia	District of Columbia	11001007601	Low-Income Community	2011-2015
District of Columbia	District of Columbia	11001007603	Low-Income Community	2011-2015
District of Columbia	District of Columbia	11001007604	Low-Income Community	2011-2015
District of Columbia	District of Columbia	11001007709	Low-Income Community	2011-2015
District of Columbia	District of Columbia	11001007803	Low-Income Community	2011-2015
District of Columbia	District of Columbia	11001007804	Low-Income Community	2011-2015
District of Columbia	District of Columbia	11001007806	Low-Income Community	2011-2015
District of Columbia	District of Columbia	11001007808	Low-Income Community	2011-2015
District of Columbia	District of Columbia	11001008904	Low-Income Community	2011-2015
District of Columbia	District of Columbia	11001009102	Low-Income Community	2011-2015
District of Columbia	District of Columbia	11001009204	Low-Income Community	2011-2015
District of Columbia	District of Columbia	11001009601	Low-Income Community	2011-2015
District of Columbia	District of Columbia	11001009602	Low-Income Community	2011-2015
District of Columbia	District of Columbia	11001009603	Low-Income Community	2011-2015
District of Columbia	District of Columbia	11001010300	Low-Income Community	2011-2015
District of Columbia	District of Columbia	11001010400	Low-Income Community	2011-2015
District of Columbia	District of Columbia	11001010900	Low-Income Community	2011-2015
Florida	Alachua	12001000200	Low-Income Community	2011-2015
Florida	Alachua	12001000302	Low-Income Community	2011-2015
Florida	Alachua	12001000400	Low-Income Community	2011-2015
Florida	Alachua	12001000500	Low-Income Community	2011-2015
Florida	Alachua	12001000600	Low-Income Community	2011-2015
Florida	Alachua	12001000700	Low-Income Community	2011-2015
Florida	Alachua	12001001400	Low-Income Community	2011-2015
Florida	Alachua	12001002000	Low-Income Community	2011-2015
Florida	Baker	12003040201	Low-Income Community	2011-2015
Florida	Bay	12005001600	Low-Income Community	2011-2015
Florida	Bay	12005001800	Low-Income Community	2011-2015

AMERICAN OVERSIGHT

Designated Qualified Opportunity Zones

This document was updated **June 14, 2018**, to reflect the final Qualified Opportunity Zone designations for all States.

Please note that the below list of designated tracts is not the official list. The official list will be published in the Internal Revenue Bulletin at a later date.

Click arrow to filter state State	County	Census Tract Number	Tract Type	ACS Data Source
Florida	Bay	12005002000	Low-Income Community	2011-2015
Florida	Bradford	12007000400	Low-Income Community	2011-2015
Florida	Brevard	12009060700	Low-Income Community	2011-2015
Florida	Brevard	12009062106	Low-Income Community	2011-2015
Florida	Brevard	12009062302	Low-Income Community	2011-2015
Florida	Brevard	12009062400	Low-Income Community	2011-2015
Florida	Brevard	12009062600	Low-Income Community	2011-2015
Florida	Brevard	12009064700	Low-Income Community	2011-2015
Florida	Brevard	12009064902	Low-Income Community	2011-2015
Florida	Brevard	12009065124	Low-Income Community	2011-2015
Florida	Brevard	12009065234	Low-Income Community	2011-2015
Florida	Broward	12011010304	Low-Income Community	2011-2015
Florida	Broward	12011020412	Low-Income Community	2011-2015
Florida	Broward	12011030402	Low-Income Community	2011-2015
Florida	Broward	12011030600	Low-Income Community	2011-2015
Florida	Broward	12011040801	Low-Income Community	2011-2015
Florida	Broward	12011040901	Low-Income Community	2011-2015
Florida	Broward	12011041000	Low-Income Community	2011-2015
Florida	Broward	12011041100	Low-Income Community	2011-2015
Florida	Broward	12011041200	Low-Income Community	2011-2015
Florida	Broward	12011041300	Low-Income Community	2011-2015
Florida	Broward	12011041400	Low-Income Community	2011-2015
Florida	Broward	12011041500	Low-Income Community	2011-2015
Florida	Broward	12011041600	Low-Income Community	2011-2015
Florida	Broward	12011041700	Low-Income Community	2011-2015
Florida	Broward	12011050207	Low-Income Community	2011-2015
Florida	Broward	12011050301	Low-Income Community	2011-2015
Florida	Broward	12011050308	Low-Income Community	2011-2015
Florida	Broward	12011050310	Low-Income Community	2011-2015
Florida	Broward	12011050311	Low-Income Community	2011-2015
Florida	Broward	12011050312	Low-Income Community	2011-2015
Florida	Broward	12011050702	Low-Income Community	2011-2015
Florida	Broward	12011060303	Low-Income Community	2011-2015
Florida	Broward	12011080500	Low-Income Community	2011-2015
Florida	Broward	12011091902	Low-Income Community	2011-2015
Florida	Broward	12011100201	Low-Income Community	2011-2015
Florida	Broward	12011100300	Low-Income Community	2011-2015
Florida	Broward	12011100502	Low-Income Community	2011-2015
Florida	Broward	12011100700	Low-Income Community	2011-2015
Florida	Broward	12011100801	Low-Income Community	2011-2015
Florida	Broward	12011110501	Low-Income Community	2011-2015
Florida	Calhoun	12013010300	Low-Income Community	2011-2015
Florida	Charlotte	12015010100	Low-Income Community	2011-2015
Florida	Charlotte	12015020700	Low-Income Community	2011-2015
Florida	Charlotte	12015030401	Low-Income Community	2011-2015
Florida	Citrus	12017450202	Low-Income Community	2011-2015
Florida	Citrus	12017450800	Low-Income Community	2011-2015
Florida	Citrus	12017451502	Low-Income Community	2011-2015
Florida	Clay	12019030102	Low-Income Community	2011-2015
Florida	Clay	12019030104	Low-Income Community	2011-2015
Florida	Collier	12021010411	Low-Income Community	2011-2015
Florida	Collier	12021010802	Low-Income Community	2011-2015
Florida	Collier	12021011205	Low-Income Community	2011-2015

AMERICAN OVERSIGHT

Designated Qualified Opportunity Zones

This document was updated **June 14, 2018**, to reflect the final Qualified Opportunity Zone designations for all States.

Please note that the below list of designated tracts is not the official list. The official list will be published in the Internal Revenue Bulletin at a later date.

Click arrow to filter state State	County	Census Tract Number	Tract Type	ACS Data Source
Florida	Collier	12021011301	Low-Income Community	2011-2015
Florida	Collier	12021011400	Low-Income Community	2011-2015
Florida	Columbia	12023110300	Low-Income Community	2011-2015
Florida	DeSoto	12027010200	Low-Income Community	2011-2015
Florida	DeSoto	12027010301	Low-Income Community	2011-2015
Florida	Dixie	12029970101	Low-Income Community	2011-2015
Florida	Duval	12031000600	Low-Income Community	2011-2015
Florida	Duval	12031001000	Low-Income Community	2011-2015
Florida	Duval	12031001300	Low-Income Community	2011-2015
Florida	Duval	12031001400	Low-Income Community	2011-2015
Florida	Duval	12031001600	Low-Income Community	2011-2015
Florida	Duval	12031002600	Low-Income Community	2011-2015
Florida	Duval	12031002901	Low-Income Community	2011-2015
Florida	Duval	12031010700	Low-Income Community	2011-2015
Florida	Duval	12031011000	Low-Income Community	2011-2015
Florida	Duval	12031011300	Low-Income Community	2011-2015
Florida	Duval	12031011500	Low-Income Community	2011-2015
Florida	Duval	12031011600	Low-Income Community	2011-2015
Florida	Duval	12031011800	Low-Income Community	2011-2015
Florida	Duval	12031012200	Low-Income Community	2011-2015
Florida	Duval	12031012400	Low-Income Community	2011-2015
Florida	Duval	12031012601	Low-Income Community	2011-2015
Florida	Duval	12031012602	Low-Income Community	2011-2015
Florida	Duval	12031013800	Low-Income Community	2011-2015
Florida	Duval	12031013901	Low-Income Community	2011-2015
Florida	Duval	12031015502	Low-Income Community	2011-2015
Florida	Duval	12031017400	Low-Income Community	2011-2015
Florida	Escambia	12033000400	Low-Income Community	2011-2015
Florida	Escambia	12033001300	Low-Income Community	2011-2015
Florida	Escambia	12033001600	Low-Income Community	2011-2015
Florida	Escambia	12033001700	Low-Income Community	2011-2015
Florida	Escambia	12033001900	Low-Income Community	2011-2015
Florida	Escambia	12033002803	Low-Income Community	2011-2015
Florida	Escambia	12033004000	Low-Income Community	2011-2015
Florida	Flagler	12035060213	Low-Income Community	2011-2015
Florida	Franklin	12037970200	Low-Income Community	2011-2015
Florida	Gadsden	12039020102	Low-Income Community	2011-2015
Florida	Gilchrist	12041950100	Low-Income Community	2011-2015
Florida	Gilchrist	12041950201	Low-Income Community	2011-2015
Florida	Glades	12043000200	Low-Income Community	2011-2015
Florida	Glades	12043000300	Low-Income Community	2011-2015
Florida	Gulf	12045960200	Low-Income Community	2011-2015
Florida	Hamilton	12047960100	Low-Income Community	2011-2015
Florida	Hamilton	12047960300	Low-Income Community	2011-2015
Florida	Hardee	12049970102	Low-Income Community	2011-2015
Florida	Hendry	12051000200	Low-Income Community	2011-2015
Florida	Hernando	12053040400	Low-Income Community	2011-2015
Florida	Hernando	12053040502	Low-Income Community	2011-2015
Florida	Hernando	12053041104	Low-Income Community	2011-2015
Florida	Hernando	12053041204	Low-Income Community	2011-2015
Florida	Hernando	12053041302	Low-Income Community	2011-2015
Florida	Highlands	12055960103	Low-Income Community	2011-2015
Florida	Highlands	12055960300	Low-Income Community	2011-2015

AMERICAN OVERSIGHT

Designated Qualified Opportunity Zones

This document was updated **June 14, 2018**, to reflect the final Qualified Opportunity Zone designations for all States.

Please note that the below list of designated tracts is not the official list. The official list will be published in the Internal Revenue Bulletin at a later date.

Click arrow to filter state State	County	Census Tract Number	Tract Type	ACS Data Source
Florida	Highlands	12055961200	Low-Income Community	2011-2015
Florida	Highlands	12055961700	Low-Income Community	2011-2015
Florida	Hillsborough	12057000102	Low-Income Community	2011-2015
Florida	Hillsborough	12057000201	Low-Income Community	2011-2015
Florida	Hillsborough	12057000202	Low-Income Community	2011-2015
Florida	Hillsborough	12057000300	Low-Income Community	2011-2015
Florida	Hillsborough	12057000700	Low-Income Community	2011-2015
Florida	Hillsborough	12057001002	Low-Income Community	2011-2015
Florida	Hillsborough	12057001800	Low-Income Community	2011-2015
Florida	Hillsborough	12057002600	Low-Income Community	2011-2015
Florida	Hillsborough	12057002900	Low-Income Community	2011-2015
Florida	Hillsborough	12057003000	Low-Income Community	2011-2015
Florida	Hillsborough	12057003100	Low-Income Community	2011-2015
Florida	Hillsborough	12057003200	Low-Income Community	2011-2015
Florida	Hillsborough	12057003300	Low-Income Community	2011-2015
Florida	Hillsborough	12057003400	Low-Income Community	2011-2015
Florida	Hillsborough	12057003500	Low-Income Community	2011-2015
Florida	Hillsborough	12057003600	Low-Income Community	2011-2015
Florida	Hillsborough	12057003900	Low-Income Community	2011-2015
Florida	Hillsborough	12057004000	Low-Income Community	2011-2015
Florida	Hillsborough	12057004200	Low-Income Community	2011-2015
Florida	Hillsborough	12057004300	Low-Income Community	2011-2015
Florida	Hillsborough	12057004500	Low-Income Community	2011-2015
Florida	Hillsborough	12057005101	Low-Income Community	2011-2015
Florida	Hillsborough	12057010203	Low-Income Community	2011-2015
Florida	Hillsborough	12057010805	Low-Income Community	2011-2015
Florida	Hillsborough	12057010815	Low-Income Community	2011-2015
Florida	Hillsborough	12057010816	Low-Income Community	2011-2015
Florida	Hillsborough	12057010818	Low-Income Community	2011-2015
Florida	Hillsborough	12057012002	Low-Income Community	2011-2015
Florida	Hillsborough	12057013503	Low-Income Community	2011-2015
Florida	Hillsborough	12057013504	Low-Income Community	2011-2015
Florida	Hillsborough	12057013505	Low-Income Community	2011-2015
Florida	Hillsborough	12057013604	Low-Income Community	2011-2015
Florida	Holmes	12059960200	Low-Income Community	2011-2015
Florida	Indian River	12061050904	Low-Income Community	2011-2015
Florida	Jackson	12063210200	Low-Income Community	2011-2015
Florida	Jackson	12063210500	Low-Income Community	2011-2015
Florida	Jefferson	12065250101	Low-Income Community	2011-2015
Florida	Lafayette	12067960100	Low-Income Community	2011-2015
Florida	Lake	12069030102	Low-Income Community	2011-2015
Florida	Lake	12069030107	Low-Income Community	2011-2015
Florida	Lake	12069030206	Low-Income Community	2011-2015
Florida	Lake	12069030502	Low-Income Community	2011-2015
Florida	Lake	12069030504	Low-Income Community	2011-2015
Florida	Lake	12069031205	Low-Income Community	2011-2015
Florida	Lee	12071000502	Low-Income Community	2011-2015
Florida	Lee	12071000503	Low-Income Community	2011-2015
Florida	Lee	12071000600	Low-Income Community	2011-2015
Florida	Lee	12071001910	Low-Income Community	2011-2015
Florida	Lee	12071010201	Low-Income Community	2011-2015
Florida	Lee	12071010302	Low-Income Community	2011-2015
Florida	Lee	12071010307	Low-Income Community	2011-2015

AMERICAN OVERSIGHT

Designated Qualified Opportunity Zones

This document was updated **June 14, 2018**, to reflect the final Qualified Opportunity Zone designations for all States.

Please note that the below list of designated tracts is not the official list. The official list will be published in the Internal Revenue Bulletin at a later date.

Click arrow to filter state State	County	Census Tract Number	Tract Type	ACS Data Source
Florida	Lee	12071020201	Low-Income Community	2011-2015
Florida	Lee	12071020300	Low-Income Community	2011-2015
Florida	Lee	12071020502	Low-Income Community	2011-2015
Florida	Lee	12071040122	Low-Income Community	2011-2015
Florida	Lee	12071040308	Low-Income Community	2011-2015
Florida	Lee	12071040313	Low-Income Community	2011-2015
Florida	Lee	12071040314	Low-Income Community	2011-2015
Florida	Lee	12071050103	Low-Income Community	2011-2015
Florida	Leon	12073000400	Low-Income Community	2011-2015
Florida	Leon	12073000500	Low-Income Community	2011-2015
Florida	Leon	12073000600	Low-Income Community	2011-2015
Florida	Leon	12073001002	Low-Income Community	2011-2015
Florida	Leon	12073001101	Low-Income Community	2011-2015
Florida	Leon	12073001401	Low-Income Community	2011-2015
Florida	Leon	12073002003	Low-Income Community	2011-2015
Florida	Leon	12073002005	Low-Income Community	2011-2015
Florida	Levy	12075970101	Low-Income Community	2011-2015
Florida	Levy	12075970102	Low-Income Community	2011-2015
Florida	Liberty	12077950200	Low-Income Community	2011-2015
Florida	Madison	12079110302	Low-Income Community	2011-2015
Florida	Manatee	12081000103	Low-Income Community	2011-2015
Florida	Manatee	12081000105	Low-Income Community	2011-2015
Florida	Manatee	12081000106	Low-Income Community	2011-2015
Florida	Manatee	12081000306	Low-Income Community	2011-2015
Florida	Manatee	12081000601	Low-Income Community	2011-2015
Florida	Manatee	12081000703	Low-Income Community	2011-2015
Florida	Marion	12083000401	Low-Income Community	2011-2015
Florida	Marion	12083000601	Low-Income Community	2011-2015
Florida	Marion	12083001204	Low-Income Community	2011-2015
Florida	Marion	12083001401	Low-Income Community	2011-2015
Florida	Marion	12083001500	Low-Income Community	2011-2015
Florida	Marion	12083001800	Low-Income Community	2011-2015
Florida	Marion	12083001900	Low-Income Community	2011-2015
Florida	Marion	12083002002	Low-Income Community	2011-2015
Florida	Marion	12083002602	Low-Income Community	2011-2015
Florida	Martin	12085000501	Low-Income Community	2011-2015
Florida	Martin	12085001801	Low-Income Community	2011-2015
Florida	Miami-Dade	12086000109	Low-Income Community	2011-2015
Florida	Miami-Dade	12086000134	Low-Income Community	2011-2015
Florida	Miami-Dade	12086000206	Low-Income Community	2011-2015
Florida	Miami-Dade	12086000209	Low-Income Community	2011-2015
Florida	Miami-Dade	12086000404	Low-Income Community	2011-2015
Florida	Miami-Dade	12086000405	Low-Income Community	2011-2015
Florida	Miami-Dade	12086000408	Low-Income Community	2011-2015
Florida	Miami-Dade	12086000409	Low-Income Community	2011-2015
Florida	Miami-Dade	12086000501	Low-Income Community	2011-2015
Florida	Miami-Dade	12086000807	Low-Income Community	2011-2015
Florida	Miami-Dade	12086000903	Low-Income Community	2011-2015
Florida	Miami-Dade	12086001002	Low-Income Community	2011-2015
Florida	Miami-Dade	12086001004	Low-Income Community	2011-2015
Florida	Miami-Dade	12086001005	Low-Income Community	2011-2015
Florida	Miami-Dade	12086001006	Low-Income Community	2011-2015
Florida	Miami-Dade	12086001401	Low-Income Community	2011-2015

AMERICAN OVERSIGHT

Designated Qualified Opportunity Zones

This document was updated **June 14, 2018**, to reflect the final Qualified Opportunity Zone designations for all States.

Please note that the below list of designated tracts is not the official list. The official list will be published in the Internal Revenue Bulletin at a later date.

Click arrow to filter state State	County	Census Tract Number	Tract Type	ACS Data Source
Florida	Miami-Dade	12086001402	Low-Income Community	2011-2015
Florida	Miami-Dade	12086001501	Low-Income Community	2011-2015
Florida	Miami-Dade	12086001502	Low-Income Community	2011-2015
Florida	Miami-Dade	12086001605	Low-Income Community	2011-2015
Florida	Miami-Dade	12086001606	Low-Income Community	2011-2015
Florida	Miami-Dade	12086001701	Low-Income Community	2011-2015
Florida	Miami-Dade	12086001702	Low-Income Community	2011-2015
Florida	Miami-Dade	12086001801	Low-Income Community	2011-2015
Florida	Miami-Dade	12086001802	Low-Income Community	2011-2015
Florida	Miami-Dade	12086001803	Low-Income Community	2011-2015
Florida	Miami-Dade	12086001901	Low-Income Community	2011-2015
Florida	Miami-Dade	12086001903	Low-Income Community	2011-2015
Florida	Miami-Dade	12086001904	Low-Income Community	2011-2015
Florida	Miami-Dade	12086002001	Low-Income Community	2011-2015
Florida	Miami-Dade	12086002003	Low-Income Community	2011-2015
Florida	Miami-Dade	12086002004	Low-Income Community	2011-2015
Florida	Miami-Dade	12086002201	Low-Income Community	2011-2015
Florida	Miami-Dade	12086002300	Low-Income Community	2011-2015
Florida	Miami-Dade	12086002402	Low-Income Community	2011-2015
Florida	Miami-Dade	12086002404	Low-Income Community	2011-2015
Florida	Miami-Dade	12086002501	Low-Income Community	2011-2015
Florida	Miami-Dade	12086002502	Low-Income Community	2011-2015
Florida	Miami-Dade	12086002702	Low-Income Community	2011-2015
Florida	Miami-Dade	12086003100	Low-Income Community	2011-2015
Florida	Miami-Dade	12086003400	Low-Income Community	2011-2015
Florida	Miami-Dade	12086003601	Low-Income Community	2011-2015
Florida	Miami-Dade	12086005502	Low-Income Community	2011-2015
Florida	Miami-Dade	12086005701	Low-Income Community	2011-2015
Florida	Miami-Dade	12086007200	Low-Income Community	2011-2015
Florida	Miami-Dade	12086007603	Low-Income Community	2011-2015
Florida	Miami-Dade	12086008208	Low-Income Community	2011-2015
Florida	Miami-Dade	12086008304	Low-Income Community	2011-2015
Florida	Miami-Dade	12086008309	Low-Income Community	2011-2015
Florida	Miami-Dade	12086009100	Low-Income Community	2011-2015
Florida	Miami-Dade	12086009307	Low-Income Community	2011-2015
Florida	Miami-Dade	12086009308	Low-Income Community	2011-2015
Florida	Miami-Dade	12086009400	Low-Income Community	2011-2015
Florida	Miami-Dade	12086009807	Low-Income Community	2011-2015
Florida	Miami-Dade	12086009904	Low-Income Community	2011-2015
Florida	Miami-Dade	12086010001	Low-Income Community	2011-2015
Florida	Miami-Dade	12086010011	Low-Income Community	2011-2015
Florida	Miami-Dade	12086010015	Low-Income Community	2011-2015
Florida	Miami-Dade	12086010016	Low-Income Community	2011-2015
Florida	Miami-Dade	12086010609	Low-Income Community	2011-2015
Florida	Miami-Dade	12086011001	Low-Income Community	2011-2015
Florida	Miami-Dade	12086011005	Low-Income Community	2011-2015
Florida	Miami-Dade	12086011101	Low-Income Community	2011-2015
Florida	Miami-Dade	12086011300	Low-Income Community	2011-2015
Florida	Miami-Dade	12086011403	Low-Income Community	2011-2015
Florida	Miami-Dade	12086013400	Low-Income Community	2011-2015
Florida	Miami-Dade	12086980800	Low-Income Community	2011-2015
Florida	Monroe	12087971100	Low-Income Community	2011-2015
Florida	Nassau	12089050302	Low-Income Community	2011-2015

AMERICAN OVERSIGHT

Designated Qualified Opportunity Zones

This document was updated **June 14, 2018**, to reflect the final Qualified Opportunity Zone designations for all States.

Please note that the below list of designated tracts is not the official list. The official list will be published in the Internal Revenue Bulletin at a later date.

Click arrow to filter state State	County	Census Tract Number	Tract Type	ACS Data Source
Florida	Nassau	12089050303	Low-Income Community	2011-2015
Florida	Okaloosa	12091021900	Low-Income Community	2011-2015
Florida	Okeechobee	12093910300	Low-Income Community	2011-2015
Florida	Okeechobee	12093910401	Low-Income Community	2011-2015
Florida	Orange	12095010400	Low-Income Community	2011-2015
Florida	Orange	12095010500	Low-Income Community	2011-2015
Florida	Orange	12095011701	Low-Income Community	2011-2015
Florida	Orange	12095011702	Low-Income Community	2011-2015
Florida	Orange	12095012000	Low-Income Community	2011-2015
Florida	Orange	12095012100	Low-Income Community	2011-2015
Florida	Orange	12095012202	Low-Income Community	2011-2015
Florida	Orange	12095012304	Low-Income Community	2011-2015
Florida	Orange	12095012305	Low-Income Community	2011-2015
Florida	Orange	12095012307	Low-Income Community	2011-2015
Florida	Orange	12095012402	Low-Income Community	2011-2015
Florida	Orange	12095013402	Low-Income Community	2011-2015
Florida	Orange	12095013406	Low-Income Community	2011-2015
Florida	Orange	12095014605	Low-Income Community	2011-2015
Florida	Orange	12095014608	Low-Income Community	2011-2015
Florida	Orange	12095014904	Low-Income Community	2011-2015
Florida	Orange	12095015202	Low-Income Community	2011-2015
Florida	Orange	12095016724	Low-Income Community	2011-2015
Florida	Orange	12095017600	Low-Income Community	2011-2015
Florida	Orange	12095018000	Low-Income Community	2011-2015
Florida	Orange	12095018300	Low-Income Community	2011-2015
Florida	Orange	12095018400	Low-Income Community	2011-2015
Florida	Orange	12095018500	Low-Income Community	2011-2015
Florida	Orange	12095018700	Low-Income Community	2011-2015
Florida	Osceola	12097041100	Low-Income Community	2011-2015
Florida	Osceola	12097042300	Low-Income Community	2011-2015
Florida	Osceola	12097042701	Low-Income Community	2011-2015
Florida	Osceola	12097042900	Low-Income Community	2011-2015
Florida	Osceola	12097043500	Low-Income Community	2011-2015
Florida	Palm Beach	12099001302	Low-Income Community	2011-2015
Florida	Palm Beach	12099001402	Low-Income Community	2011-2015
Florida	Palm Beach	12099001403	Low-Income Community	2011-2015
Florida	Palm Beach	12099001404	Low-Income Community	2011-2015
Florida	Palm Beach	12099001600	Low-Income Community	2011-2015
Florida	Palm Beach	12099001700	Low-Income Community	2011-2015
Florida	Palm Beach	12099001801	Low-Income Community	2011-2015
Florida	Palm Beach	12099001911	Low-Income Community	2011-2015
Florida	Palm Beach	12099002200	Low-Income Community	2011-2015
Florida	Palm Beach	12099003102	Low-Income Community	2011-2015
Florida	Palm Beach	12099004009	Low-Income Community	2011-2015
Florida	Palm Beach	12099004201	Low-Income Community	2011-2015
Florida	Palm Beach	12099005102	Low-Income Community	2011-2015
Florida	Palm Beach	12099005701	Low-Income Community	2011-2015
Florida	Palm Beach	12099006100	Low-Income Community	2011-2015
Florida	Palm Beach	12099006700	Low-Income Community	2011-2015
Florida	Palm Beach	12099006801	Low-Income Community	2011-2015
Florida	Palm Beach	12099006802	Low-Income Community	2011-2015
Florida	Palm Beach	12099007746	Low-Income Community	2011-2015
Florida	Palm Beach	12099007833	Low-Income Community	2011-2015

AMERICAN OVERSIGHT

Designated Qualified Opportunity Zones

This document was updated **June 14, 2018**, to reflect the final Qualified Opportunity Zone designations for all States.

Please note that the below list of designated tracts is not the official list. The official list will be published in the Internal Revenue Bulletin at a later date.

Click arrow to filter state State	County	Census Tract Number	Tract Type	ACS Data Source
Florida	Palm Beach	12099008001	Low-Income Community	2011-2015
Florida	Palm Beach	12099008002	Low-Income Community	2011-2015
Florida	Palm Beach	12099008201	Low-Income Community	2011-2015
Florida	Palm Beach	12099008202	Low-Income Community	2011-2015
Florida	Palm Beach	12099008301	Low-Income Community	2011-2015
Florida	Palm Beach	12099008302	Low-Income Community	2011-2015
Florida	Pasco	12101030102	Low-Income Community	2011-2015
Florida	Pasco	12101030407	Low-Income Community	2011-2015
Florida	Pasco	12101030410	Low-Income Community	2011-2015
Florida	Pasco	12101030903	Low-Income Community	2011-2015
Florida	Pasco	12101031013	Low-Income Community	2011-2015
Florida	Pasco	12101031102	Low-Income Community	2011-2015
Florida	Pasco	12101031206	Low-Income Community	2011-2015
Florida	Pasco	12101031405	Low-Income Community	2011-2015
Florida	Pasco	12101031406	Low-Income Community	2011-2015
Florida	Pasco	12101031408	Low-Income Community	2011-2015
Florida	Pasco	12101031807	Low-Income Community	2011-2015
Florida	Pasco	12101031809	Low-Income Community	2011-2015
Florida	Pasco	12101032803	Low-Income Community	2011-2015
Florida	Pasco	12101032904	Low-Income Community	2011-2015
Florida	Pasco	12101033007	Low-Income Community	2011-2015
Florida	Pasco	12101033008	Low-Income Community	2011-2015
Florida	Pasco	12101033011	Low-Income Community	2011-2015
Florida	Pinellas	12103020500	Low-Income Community	2011-2015
Florida	Pinellas	12103020600	Low-Income Community	2011-2015
Florida	Pinellas	12103020800	Low-Income Community	2011-2015
Florida	Pinellas	12103021200	Low-Income Community	2011-2015
Florida	Pinellas	12103021600	Low-Income Community	2011-2015
Florida	Pinellas	12103021900	Low-Income Community	2011-2015
Florida	Pinellas	12103024510	Low-Income Community	2011-2015
Florida	Pinellas	12103024602	Low-Income Community	2011-2015
Florida	Pinellas	12103025115	Low-Income Community	2011-2015
Florida	Pinellas	12103025305	Low-Income Community	2011-2015
Florida	Pinellas	12103025417	Low-Income Community	2011-2015
Florida	Pinellas	12103025602	Low-Income Community	2011-2015
Florida	Pinellas	12103025603	Low-Income Community	2011-2015
Florida	Pinellas	12103025900	Low-Income Community	2011-2015
Florida	Pinellas	12103027402	Low-Income Community	2011-2015
Florida	Pinellas	12103028700	Low-Income Community	2011-2015
Florida	Polk	12105010900	Low-Income Community	2011-2015
Florida	Polk	12105011000	Low-Income Community	2011-2015
Florida	Polk	12105011100	Low-Income Community	2011-2015
Florida	Polk	12105011202	Low-Income Community	2011-2015
Florida	Polk	12105011204	Low-Income Community	2011-2015
Florida	Polk	12105011501	Low-Income Community	2011-2015
Florida	Polk	12105011721	Low-Income Community	2011-2015
Florida	Polk	12105012305	Low-Income Community	2011-2015
Florida	Polk	12105012804	Low-Income Community	2011-2015
Florida	Polk	12105013002	Low-Income Community	2011-2015
Florida	Polk	12105013300	Low-Income Community	2011-2015
Florida	Polk	12105013500	Low-Income Community	2011-2015
Florida	Polk	12105013701	Low-Income Community	2011-2015
Florida	Polk	12105014301	Low-Income Community	2011-2015

AMERICAN OVERSIGHT

Designated Qualified Opportunity Zones

This document was updated **June 14, 2018**, to reflect the final Qualified Opportunity Zone designations for all States.

Please note that the below list of designated tracts is not the official list. The official list will be published in the Internal Revenue Bulletin at a later date.

Click arrow to filter state State	County	Census Tract Number	Tract Type	ACS Data Source
Florida	Polk	12105014501	Low-Income Community	2011-2015
Florida	Polk	12105015702	Low-Income Community	2011-2015
Florida	Polk	12105016002	Low-Income Community	2011-2015
Florida	Polk	12105016100	Low-Income Community	2011-2015
Florida	Polk	12105016400	Low-Income Community	2011-2015
Florida	Putnam	12107950800	Low-Income Community	2011-2015
Florida	Putnam	12107950900	Low-Income Community	2011-2015
Florida	Putnam	12107951401	Low-Income Community	2011-2015
Florida	St. Johns	12109020400	Low-Income Community	2011-2015
Florida	St. Johns	12109021003	Low-Income Community	2011-2015
Florida	St. Lucie	12111380200	Low-Income Community	2011-2015
Florida	St. Lucie	12111380300	Low-Income Community	2011-2015
Florida	St. Lucie	12111380901	Low-Income Community	2011-2015
Florida	St. Lucie	12111382009	Low-Income Community	2011-2015
Florida	Santa Rosa	12113010600	Low-Income Community	2011-2015
Florida	Sarasota	12115000102	Low-Income Community	2011-2015
Florida	Sarasota	12115000200	Low-Income Community	2011-2015
Florida	Sarasota	12115000300	Low-Income Community	2011-2015
Florida	Sarasota	12115000406	Low-Income Community	2011-2015
Florida	Sarasota	12115002721	Low-Income Community	2011-2015
Florida	Seminole	12117020102	Low-Income Community	2011-2015
Florida	Seminole	12117020401	Low-Income Community	2011-2015
Florida	Seminole	12117020901	Low-Income Community	2011-2015
Florida	Seminole	12117022001	Low-Income Community	2011-2015
Florida	Sumter	12119910602	Low-Income Community	2011-2015
Florida	Sumter	12119911000	Low-Income Community	2011-2015
Florida	Suwannee	12121970301	Low-Income Community	2011-2015
Florida	Suwannee	12121970500	Low-Income Community	2011-2015
Florida	Taylor	12123950300	Low-Income Community	2011-2015
Florida	Union	12125960200	Low-Income Community	2011-2015
Florida	Volusia	12127081000	Low-Income Community	2011-2015
Florida	Volusia	12127081700	Low-Income Community	2011-2015
Florida	Volusia	12127081800	Low-Income Community	2011-2015
Florida	Volusia	12127082000	Low-Income Community	2011-2015
Florida	Volusia	12127082100	Low-Income Community	2011-2015
Florida	Volusia	12127082301	Low-Income Community	2011-2015
Florida	Volusia	12127082401	Low-Income Community	2011-2015
Florida	Volusia	12127082415	Low-Income Community	2011-2015
Florida	Volusia	12127082511	Low-Income Community	2011-2015
Florida	Volusia	12127083008	Low-Income Community	2011-2015
Florida	Volusia	12127090500	Low-Income Community	2011-2015
Florida	Volusia	12127090600	Low-Income Community	2011-2015
Florida	Wakulla	12129010202	Low-Income Community	2011-2015
Florida	Walton	12131950301	Low-Income Community	2011-2015
Florida	Washington	12133970104	Low-Income Community	2011-2015
Georgia	Atkinson	13003960100	Low-Income Community	2011-2015
Georgia	Baldwin	13009970200	Low-Income Community	2011-2015
Georgia	Baldwin	13009970400	Low-Income Community	2011-2015
Georgia	Baldwin	13009970500	Low-Income Community	2011-2015
Georgia	Baldwin	13009970600	Low-Income Community	2011-2015
Georgia	Baldwin	13009970701	Low-Income Community	2011-2015
Georgia	Baldwin	13009970702	Low-Income Community	2011-2015
Georgia	Barrow	13013180205	Low-Income Community	2011-2015

AMERICAN OVERSIGHT

Designated Qualified Opportunity Zones

This document was updated **June 14, 2018**, to reflect the final Qualified Opportunity Zone designations for all States.

Please note that the below list of designated tracts is not the official list. The official list will be published in the Internal Revenue Bulletin at a later date.

Click arrow to filter state State	County	Census Tract Number	Tract Type	ACS Data Source
Georgia	Ben Hill	13017960100	Low-Income Community	2011-2015
Georgia	Ben Hill	13017960300	Low-Income Community	2011-2015
Georgia	Ben Hill	13017960400	Low-Income Community	2011-2015
Georgia	Ben Hill	13017960500	Low-Income Community	2011-2015
Georgia	Berrien	13019970400	Low-Income Community	2011-2015
Georgia	Bibb	13021010100	Low-Income Community	2011-2015
Georgia	Bibb	13021010400	Low-Income Community	2011-2015
Georgia	Bibb	13021010500	Low-Income Community	2011-2015
Georgia	Bibb	13021011000	Low-Income Community	2011-2015
Georgia	Bibb	13021011100	Low-Income Community	2011-2015
Georgia	Bibb	13021011500	Low-Income Community	2011-2015
Georgia	Bibb	13021012300	Low-Income Community	2011-2015
Georgia	Bibb	13021012400	Low-Income Community	2011-2015
Georgia	Bibb	13021012500	Low-Income Community	2011-2015
Georgia	Bibb	13021012600	Low-Income Community	2011-2015
Georgia	Bibb	13021012700	Low-Income Community	2011-2015
Georgia	Bibb	13021012800	Low-Income Community	2011-2015
Georgia	Bibb	13021012900	Low-Income Community	2011-2015
Georgia	Bibb	13021013800	Low-Income Community	2011-2015
Georgia	Bibb	13021013900	Low-Income Community	2011-2015
Georgia	Bleckley	13023790200	Low-Income Community	2011-2015
Georgia	Brooks	13027960300	Low-Income Community	2011-2015
Georgia	Brooks	13027960400	Low-Income Community	2011-2015
Georgia	Bulloch	13031110200	Low-Income Community	2011-2015
Georgia	Bulloch	13031110401	Low-Income Community	2011-2015
Georgia	Bulloch	13031110403	Low-Income Community	2011-2015
Georgia	Bulloch	13031110404	Low-Income Community	2011-2015
Georgia	Bulloch	13031110500	Low-Income Community	2011-2015
Georgia	Bulloch	13031110602	Low-Income Community	2011-2015
Georgia	Burke	13033950100	Low-Income Community	2011-2015
Georgia	Burke	13033950200	Low-Income Community	2011-2015
Georgia	Burke	13033950400	Low-Income Community	2011-2015
Georgia	Calhoun	13037950100	Low-Income Community	2011-2015
Georgia	Calhoun	13037950200	Low-Income Community	2011-2015
Georgia	Candler	13043950100	Low-Income Community	2011-2015
Georgia	Candler	13043950300	Low-Income Community	2011-2015
Georgia	Carroll	13045910501	Low-Income Community	2011-2015
Georgia	Carroll	13045910502	Low-Income Community	2011-2015
Georgia	Chatham	13051000100	Low-Income Community	2011-2015
Georgia	Chatham	13051000601	Low-Income Community	2011-2015
Georgia	Chatham	13051001100	Low-Income Community	2011-2015
Georgia	Chatham	13051001200	Low-Income Community	2011-2015
Georgia	Chatham	13051002100	Low-Income Community	2011-2015
Georgia	Chatham	13051002700	Low-Income Community	2011-2015
Georgia	Chatham	13051003301	Low-Income Community	2011-2015
Georgia	Chatham	13051010101	Low-Income Community	2011-2015
Georgia	Chatham	13051010901	Low-Income Community	2011-2015
Georgia	Clay	13061960300	Low-Income Community	2011-2015
Georgia	Clayton	13063040303	Low-Income Community	2011-2015
Georgia	Clayton	13063040306	Low-Income Community	2011-2015
Georgia	Clayton	13063040415	Low-Income Community	2011-2015
Georgia	Clinch	13065970100	Low-Income Community	2011-2015
Georgia	Cobb	13067030411	Low-Income Community	2011-2015

AMERICAN OVERSIGHT

Designated Qualified Opportunity Zones

This document was updated **June 14, 2018**, to reflect the final Qualified Opportunity Zone designations for all States.

Please note that the below list of designated tracts is not the official list. The official list will be published in the Internal Revenue Bulletin at a later date.

Click arrow to filter state State	County	Census Tract Number	Tract Type	ACS Data Source
Georgia	Cobb	13067030412	Low-Income Community	2011-2015
Georgia	Cobb	13067030800	Low-Income Community	2011-2015
Georgia	Cobb	13067031001	Low-Income Community	2011-2015
Georgia	Cobb	13067031113	Low-Income Community	2011-2015
Georgia	Coffee	13069010500	Low-Income Community	2011-2015
Georgia	Coffee	13069010700	Low-Income Community	2011-2015
Georgia	Coffee	13069010802	Low-Income Community	2011-2015
Georgia	Colquitt	13071970300	Low-Income Community	2011-2015
Georgia	Colquitt	13071970400	Low-Income Community	2011-2015
Georgia	Colquitt	13071970702	Low-Income Community	2011-2015
Georgia	Colquitt	13071970800	Low-Income Community	2011-2015
Georgia	Cook	13075960200	Low-Income Community	2011-2015
Georgia	Coweta	13077170305	Low-Income Community	2011-2015
Georgia	Coweta	13077170601	Low-Income Community	2011-2015
Georgia	Crisp	13081010100	Low-Income Community	2011-2015
Georgia	Crisp	13081010201	Low-Income Community	2011-2015
Georgia	Crisp	13081010202	Low-Income Community	2011-2015
Georgia	Decatur	13087970400	Low-Income Community	2011-2015
Georgia	DeKalb	13089020600	Low-Income Community	2011-2015
Georgia	DeKalb	13089021204	Low-Income Community	2011-2015
Georgia	DeKalb	13089021409	Low-Income Community	2011-2015
Georgia	DeKalb	13089021908	Low-Income Community	2011-2015
Georgia	DeKalb	13089021911	Low-Income Community	2011-2015
Georgia	DeKalb	13089022007	Low-Income Community	2011-2015
Georgia	DeKalb	13089022008	Low-Income Community	2011-2015
Georgia	DeKalb	13089022010	Low-Income Community	2011-2015
Georgia	DeKalb	13089023108	Low-Income Community	2011-2015
Georgia	DeKalb	13089023112	Low-Income Community	2011-2015
Georgia	DeKalb	13089023504	Low-Income Community	2011-2015
Georgia	DeKalb	13089023700	Low-Income Community	2011-2015
Georgia	Dodge	13091960200	Low-Income Community	2011-2015
Georgia	Dooly	13093970100	Low-Income Community	2011-2015
Georgia	Dooly	13093970300	Low-Income Community	2011-2015
Georgia	Dougherty	13095000200	Low-Income Community	2011-2015
Georgia	Dougherty	13095000800	Low-Income Community	2011-2015
Georgia	Dougherty	13095001000	Low-Income Community	2011-2015
Georgia	Dougherty	13095001100	Low-Income Community	2011-2015
Georgia	Dougherty	13095001403	Low-Income Community	2011-2015
Georgia	Dougherty	13095001500	Low-Income Community	2011-2015
Georgia	Dougherty	13095010302	Low-Income Community	2011-2015
Georgia	Dougherty	13095010601	Low-Income Community	2011-2015
Georgia	Dougherty	13095010700	Low-Income Community	2011-2015
Georgia	Dougherty	13095011400	Low-Income Community	2011-2015
Georgia	Douglas	13097080201	Low-Income Community	2011-2015
Georgia	Douglas	13097080202	Low-Income Community	2011-2015
Georgia	Early	13099090400	Low-Income Community	2011-2015
Georgia	Early	13099090500	Low-Income Community	2011-2015
Georgia	Echols	13101880100	Low-Income Community	2011-2015
Georgia	Elbert	13105000400	Low-Income Community	2011-2015
Georgia	Emanuel	13107970100	Low-Income Community	2011-2015
Georgia	Emanuel	13107970300	Low-Income Community	2011-2015
Georgia	Emanuel	13107970400	Low-Income Community	2011-2015
Georgia	Emanuel	13107970600	Low-Income Community	2011-2015

AMERICAN OVERSIGHT

Designated Qualified Opportunity Zones

This document was updated **June 14, 2018**, to reflect the final Qualified Opportunity Zone designations for all States.

Please note that the below list of designated tracts is not the official list. The official list will be published in the Internal Revenue Bulletin at a later date.

Click arrow to filter state State	County	Census Tract Number	Tract Type	ACS Data Source
Georgia	Evans	13109970300	Low-Income Community	2011-2015
Georgia	Floyd	13115001100	Low-Income Community	2011-2015
Georgia	Floyd	13115001600	Low-Income Community	2011-2015
Georgia	Fulton	13121002500	Low-Income Community	2011-2015
Georgia	Fulton	13121002600	Low-Income Community	2011-2015
Georgia	Fulton	13121004200	Low-Income Community	2011-2015
Georgia	Fulton	13121004300	Low-Income Community	2011-2015
Georgia	Fulton	13121005502	Low-Income Community	2011-2015
Georgia	Fulton	13121006300	Low-Income Community	2011-2015
Georgia	Fulton	13121006400	Low-Income Community	2011-2015
Georgia	Fulton	13121006601	Low-Income Community	2011-2015
Georgia	Fulton	13121007200	Low-Income Community	2011-2015
Georgia	Fulton	13121007400	Low-Income Community	2011-2015
Georgia	Fulton	13121007500	Low-Income Community	2011-2015
Georgia	Fulton	13121007602	Low-Income Community	2011-2015
Georgia	Fulton	13121007603	Low-Income Community	2011-2015
Georgia	Fulton	13121007704	Low-Income Community	2011-2015
Georgia	Fulton	13121007705	Low-Income Community	2011-2015
Georgia	Fulton	13121007807	Low-Income Community	2011-2015
Georgia	Fulton	13121008000	Low-Income Community	2011-2015
Georgia	Fulton	13121008102	Low-Income Community	2011-2015
Georgia	Fulton	13121008201	Low-Income Community	2011-2015
Georgia	Fulton	13121008400	Low-Income Community	2011-2015
Georgia	Fulton	13121008500	Low-Income Community	2011-2015
Georgia	Fulton	13121008601	Low-Income Community	2011-2015
Georgia	Fulton	13121010603	Low-Income Community	2011-2015
Georgia	Fulton	13121011000	Low-Income Community	2011-2015
Georgia	Fulton	13121011800	Low-Income Community	2011-2015
Georgia	Fulton	13121011900	Low-Income Community	2011-2015
Georgia	Fulton	13121012000	Low-Income Community	2011-2015
Georgia	Gilmer	13123080300	Low-Income Community	2011-2015
Georgia	Glynn	13127000504	Low-Income Community	2011-2015
Georgia	Glynn	13127000700	Low-Income Community	2011-2015
Georgia	Glynn	13127000800	Low-Income Community	2011-2015
Georgia	Grady	13131950300	Low-Income Community	2011-2015
Georgia	Grady	13131950500	Low-Income Community	2011-2015
Georgia	Greene	13133950200	Low-Income Community	2011-2015
Georgia	Greene	13133950303	Low-Income Community	2011-2015
Georgia	Gwinnett	13135050306	Low-Income Community	2011-2015
Georgia	Gwinnett	13135050319	Low-Income Community	2011-2015
Georgia	Gwinnett	13135050320	Low-Income Community	2011-2015
Georgia	Hall	13139000800	Low-Income Community	2011-2015
Georgia	Hall	13139001003	Low-Income Community	2011-2015
Georgia	Hall	13139001101	Low-Income Community	2011-2015
Georgia	Hancock	13141480400	Low-Income Community	2011-2015
Georgia	Jefferson	13163960300	Low-Income Community	2011-2015
Georgia	Jefferson	13163960400	Low-Income Community	2011-2015
Georgia	Jenkins	13165960100	Low-Income Community	2011-2015
Georgia	Laurens	13175950300	Low-Income Community	2011-2015
Georgia	Laurens	13175950400	Low-Income Community	2011-2015
Georgia	Laurens	13175950800	Low-Income Community	2011-2015
Georgia	Laurens	13175950900	Low-Income Community	2011-2015
Georgia	Lincoln	13181970100	Low-Income Community	2011-2015

AMERICAN OVERSIGHT

Designated Qualified Opportunity Zones

This document was updated **June 14, 2018**, to reflect the final Qualified Opportunity Zone designations for all States.

Please note that the below list of designated tracts is not the official list. The official list will be published in the Internal Revenue Bulletin at a later date.

Click arrow to filter state State	County	Census Tract Number	Tract Type	ACS Data Source
Georgia	Lowndes	13185010500	Low-Income Community	2011-2015
Georgia	Lowndes	13185010800	Low-Income Community	2011-2015
Georgia	Lowndes	13185010900	Low-Income Community	2011-2015
Georgia	Lowndes	13185011000	Low-Income Community	2011-2015
Georgia	Lowndes	13185011301	Low-Income Community	2011-2015
Georgia	Lowndes	13185011302	Low-Income Community	2011-2015
Georgia	McDuffie	13189950200	Low-Income Community	2011-2015
Georgia	McDuffie	13189950400	Low-Income Community	2011-2015
Georgia	Macon	13193000300	Low-Income Community	2011-2015
Georgia	Macon	13193000400	Low-Income Community	2011-2015
Georgia	Miller	13201950100	Low-Income Community	2011-2015
Georgia	Miller	13201950200	Low-Income Community	2011-2015
Georgia	Mitchell	13205090100	Low-Income Community	2011-2015
Georgia	Mitchell	13205090200	Low-Income Community	2011-2015
Georgia	Mitchell	13205090300	Low-Income Community	2011-2015
Georgia	Muscogee	13215000300	Low-Income Community	2011-2015
Georgia	Muscogee	13215001400	Low-Income Community	2011-2015
Georgia	Muscogee	13215001600	Low-Income Community	2011-2015
Georgia	Muscogee	13215001800	Low-Income Community	2011-2015
Georgia	Muscogee	13215002200	Low-Income Community	2011-2015
Georgia	Muscogee	13215002500	Low-Income Community	2011-2015
Georgia	Muscogee	13215002700	Low-Income Community	2011-2015
Georgia	Muscogee	13215002800	Low-Income Community	2011-2015
Georgia	Muscogee	13215002902	Low-Income Community	2011-2015
Georgia	Muscogee	13215003000	Low-Income Community	2011-2015
Georgia	Muscogee	13215003200	Low-Income Community	2011-2015
Georgia	Muscogee	13215003302	Low-Income Community	2011-2015
Georgia	Muscogee	13215003400	Low-Income Community	2011-2015
Georgia	Muscogee	13215011100	Low-Income Community	2011-2015
Georgia	Muscogee	13215011200	Low-Income Community	2011-2015
Georgia	Muscogee	13215011400	Low-Income Community	2011-2015
Georgia	Newton	13217100700	Low-Income Community	2011-2015
Georgia	Peach	13225040200	Low-Income Community	2011-2015
Georgia	Peach	13225040302	Low-Income Community	2011-2015
Georgia	Peach	13225040400	Low-Income Community	2011-2015
Georgia	Pierce	13229960300	Low-Income Community	2011-2015
Georgia	Polk	13233010400	Low-Income Community	2011-2015
Georgia	Randolph	13243790200	Low-Income Community	2011-2015
Georgia	Richmond	13245000200	Low-Income Community	2011-2015
Georgia	Richmond	13245000300	Low-Income Community	2011-2015
Georgia	Richmond	13245000600	Low-Income Community	2011-2015
Georgia	Richmond	13245000700	Low-Income Community	2011-2015
Georgia	Richmond	13245000900	Low-Income Community	2011-2015
Georgia	Richmond	13245001000	Low-Income Community	2011-2015
Georgia	Richmond	13245001400	Low-Income Community	2011-2015
Georgia	Richmond	13245001500	Low-Income Community	2011-2015
Georgia	Richmond	13245010400	Low-Income Community	2011-2015
Georgia	Richmond	13245010504	Low-Income Community	2011-2015
Georgia	Richmond	13245010600	Low-Income Community	2011-2015
Georgia	Richmond	13245010710	Low-Income Community	2011-2015
Georgia	Richmond	13245011000	Low-Income Community	2011-2015
Georgia	Screven	13251970400	Low-Income Community	2011-2015
Georgia	Spalding	13255160300	Low-Income Community	2011-2015

AMERICAN OVERSIGHT

Designated Qualified Opportunity Zones

This document was updated **June 14, 2018**, to reflect the final Qualified Opportunity Zone designations for all States.

Please note that the below list of designated tracts is not the official list. The official list will be published in the Internal Revenue Bulletin at a later date.

Click arrow to filter state State	County	Census Tract Number	Tract Type	ACS Data Source
Georgia	Spalding	13255160400	Low-Income Community	2011-2015
Georgia	Spalding	13255160700	Low-Income Community	2011-2015
Georgia	Spalding	13255160800	Low-Income Community	2011-2015
Georgia	Spalding	13255160900	Low-Income Community	2011-2015
Georgia	Stewart	13259950100	Low-Income Community	2011-2015
Georgia	Stewart	13259950400	Low-Income Community	2011-2015
Georgia	Sumter	13261950200	Low-Income Community	2011-2015
Georgia	Sumter	13261950300	Low-Income Community	2011-2015
Georgia	Sumter	13261950600	Low-Income Community	2011-2015
Georgia	Sumter	13261950700	Low-Income Community	2011-2015
Georgia	Taliaferro	13265010200	Low-Income Community	2011-2015
Georgia	Tattnall	13267950201	Low-Income Community	2011-2015
Georgia	Tattnall	13267950202	Low-Income Community	2011-2015
Georgia	Taylor	13269950300	Low-Income Community	2011-2015
Georgia	Telfair	13271950100	Low-Income Community	2011-2015
Georgia	Terrell	13273120300	Low-Income Community	2011-2015
Georgia	Terrell	13273120400	Low-Income Community	2011-2015
Georgia	Thomas	13275960100	Low-Income Community	2011-2015
Georgia	Thomas	13275960700	Low-Income Community	2011-2015
Georgia	Tift	13277960600	Low-Income Community	2011-2015
Georgia	Tift	13277960700	Low-Income Community	2011-2015
Georgia	Tift	13277960800	Low-Income Community	2011-2015
Georgia	Toombs	13279970100	Low-Income Community	2011-2015
Georgia	Troup	13285960501	Low-Income Community	2011-2015
Georgia	Troup	13285960600	Low-Income Community	2011-2015
Georgia	Troup	13285960800	Low-Income Community	2011-2015
Georgia	Troup	13285960901	Low-Income Community	2011-2015
Georgia	Upson	13293010201	Low-Income Community	2011-2015
Georgia	Upson	13293010500	Low-Income Community	2011-2015
Georgia	Walker	13295020200	Low-Income Community	2011-2015
Georgia	Walton	13297110400	Low-Income Community	2011-2015
Georgia	Ware	13299950400	Low-Income Community	2011-2015
Georgia	Ware	13299950500	Low-Income Community	2011-2015
Georgia	Ware	13299950700	Low-Income Community	2011-2015
Georgia	Ware	13299950800	Low-Income Community	2011-2015
Georgia	Ware	13299950900	Low-Income Community	2011-2015
Georgia	Warren	13301970400	Low-Income Community	2011-2015
Georgia	Washington	13303950400	Low-Income Community	2011-2015
Georgia	Washington	13303950700	Low-Income Community	2011-2015
Georgia	Wayne	13305970500	Low-Income Community	2011-2015
Guam	Guam	66010950300	Non-LIC Contiguous	2011-2015
Guam	Guam	66010950401	Low-Income Community	2011-2015
Guam	Guam	66010950402	Low-Income Community	2011-2015
Guam	Guam	66010950501	Low-Income Community	2011-2015
Guam	Guam	66010950502	Low-Income Community	2011-2015
Guam	Guam	66010950900	Non-LIC Contiguous	2011-2015
Guam	Guam	66010951000	Low-Income Community	2011-2015
Guam	Guam	66010951600	Low-Income Community	2011-2015
Guam	Guam	66010951800	Low-Income Community	2011-2015
Guam	Guam	66010951901	Low-Income Community	2011-2015
Guam	Guam	66010951902	Low-Income Community	2011-2015
Guam	Guam	66010952400	Low-Income Community	2011-2015
Guam	Guam	66010952800	Low-Income Community	2011-2015

AMERICAN OVERSIGHT

Designated Qualified Opportunity Zones

This document was updated **June 14, 2018**, to reflect the final Qualified Opportunity Zone designations for all States.

Please note that the below list of designated tracts is not the official list. The official list will be published in the Internal Revenue Bulletin at a later date.

Click arrow to filter state State	County	Census Tract Number	Tract Type	ACS Data Source
Guam	Guam	66010952900	Low-Income Community	2011-2015
Guam	Guam	66010953000	Low-Income Community	2011-2015
Guam	Guam	66010953300	Low-Income Community	2011-2015
Guam	Guam	66010953400	Low-Income Community	2011-2015
Guam	Guam	66010953900	Low-Income Community	2011-2015
Guam	Guam	66010954400	Low-Income Community	2011-2015
Guam	Guam	66010954800	Low-Income Community	2011-2015
Guam	Guam	66010955300	Low-Income Community	2011-2015
Guam	Guam	66010955400	Low-Income Community	2011-2015
Guam	Guam	66010955600	Low-Income Community	2011-2015
Guam	Guam	66010955700	Low-Income Community	2011-2015
Guam	Guam	66010956000	Low-Income Community	2011-2015
Hawaii	Hawaii	15001020300	Low-Income Community	2011-2015
Hawaii	Hawaii	15001020400	Low-Income Community	2011-2015
Hawaii	Hawaii	15001020500	Low-Income Community	2011-2015
Hawaii	Hawaii	15001020600	Low-Income Community	2011-2015
Hawaii	Hawaii	15001021504	Low-Income Community	2011-2015
Hawaii	Hawaii	15001021601	Non-LIC Contiguous	2011-2015
Hawaii	Honolulu	15003005200	Low-Income Community	2011-2015
Hawaii	Honolulu	15003005300	Low-Income Community	2011-2015
Hawaii	Honolulu	15003005500	Low-Income Community	2011-2015
Hawaii	Honolulu	15003005700	Low-Income Community	2011-2015
Hawaii	Honolulu	15003005800	Low-Income Community	2011-2015
Hawaii	Honolulu	15003005900	Low-Income Community	2011-2015
Hawaii	Honolulu	15003007504	Low-Income Community	2011-2015
Hawaii	Honolulu	15003008001	Low-Income Community	2011-2015
Hawaii	Honolulu	15003008003	Low-Income Community	2011-2015
Hawaii	Honolulu	15003008502	Low-Income Community	2011-2015
Hawaii	Honolulu	15003008702	Low-Income Community	2011-2015
Hawaii	Honolulu	15003008703	Low-Income Community	2011-2015
Hawaii	Honolulu	15003008914	Low-Income Community	2011-2015
Hawaii	Kauai	15007040104	Low-Income Community	2011-2015
Hawaii	Kauai	15007040604	Low-Income Community	2011-2015
Hawaii	Maui	15009030404	Low-Income Community	2011-2015
Hawaii	Maui	15009030901	Low-Income Community	2011-2015
Hawaii	Maui	15009031700	Low-Income Community	2011-2015
Hawaii	Maui	15009031900	Non-LIC Contiguous	2011-2015
Idaho	Ada	16001002000	Low-Income Community	2011-2015
Idaho	Ada	16001010321	Low-Income Community	2011-2015
Idaho	Adams	16003950100	Non-LIC Contiguous	2011-2015
Idaho	Bannock	16005001601	Low-Income Community	2011-2015
Idaho	Benewah	16009950100	Low-Income Community	2011-2015
Idaho	Bonner	16017950300	Low-Income Community	2011-2015
Idaho	Boundary	16021970200	Low-Income Community	2011-2015
Idaho	Canyon	16027020200	Low-Income Community	2011-2015
Idaho	Canyon	16027022100	Low-Income Community	2011-2015
Idaho	Canyon	16027022200	Low-Income Community	2011-2015
Idaho	Clearwater	16035940000	Non-LIC Contiguous	2011-2015
Idaho	Clearwater	16035970100	Low-Income Community	2011-2015
Idaho	Elmore	16039960300	Low-Income Community	2011-2015
Idaho	Gooding	16047960100	Low-Income Community	2011-2015
Idaho	Idaho	16049940000	Low-Income Community	2011-2015
Idaho	Idaho	16049960400	Low-Income Community	2011-2015

AMERICAN OVERSIGHT

Designated Qualified Opportunity Zones

This document was updated **June 14, 2018**, to reflect the final Qualified Opportunity Zone designations for all States.

Please note that the below list of designated tracts is not the official list. The official list will be published in the Internal Revenue Bulletin at a later date.

Click arrow to filter state State	County	Census Tract Number	Tract Type	ACS Data Source
Idaho	Jerome	16053970400	Low-Income Community	2011-2015
Idaho	Kootenai	16055000602	Low-Income Community	2011-2015
Idaho	Latah	16057005100	Low-Income Community	2011-2015
Idaho	Latah	16057005400	Low-Income Community	2011-2015
Idaho	Lewis	16061940001	Low-Income Community	2011-2015
Idaho	Minidoka	16067970500	Low-Income Community	2011-2015
Idaho	Nez Perce	16069960300	Low-Income Community	2011-2015
Idaho	Payette	16075960200	Low-Income Community	2011-2015
Idaho	Shoshone	16079960300	Low-Income Community	2011-2015
Idaho	Twin Falls	16083000400	Low-Income Community	2011-2015
Idaho	Twin Falls	16083001100	Low-Income Community	2011-2015
Idaho	Valley	16085970300	Low-Income Community	2011-2015
Illinois	Adams	17001000800	Low-Income Community	2011-2015
Illinois	Alexander	17003957900	Low-Income Community	2011-2015
Illinois	Bond	17005951300	Low-Income Community	2011-2015
Illinois	Boone	17007010100	Low-Income Community	2011-2015
Illinois	Bureau	17011965600	Low-Income Community	2011-2015
Illinois	Carroll	17015960300	Low-Income Community	2011-2015
Illinois	Cass	17017960500	Low-Income Community	2011-2015
Illinois	Champaign	17019000301	Low-Income Community	2011-2015
Illinois	Champaign	17019000401	Low-Income Community	2011-2015
Illinois	Champaign	17019000402	Low-Income Community	2011-2015
Illinois	Champaign	17019000901	Low-Income Community	2011-2015
Illinois	Champaign	17019005300	Low-Income Community	2011-2015
Illinois	Champaign	17019005900	Low-Income Community	2011-2015
Illinois	Christian	17021958900	Low-Income Community	2011-2015
Illinois	Clark	17023060200	Low-Income Community	2011-2015
Illinois	Clay	17025972100	Low-Income Community	2011-2015
Illinois	Clinton	17027900401	Low-Income Community	2011-2015
Illinois	Coles	17029000500	Low-Income Community	2011-2015
Illinois	Cook	17031230600	Low-Income Community	2011-2015
Illinois	Cook	17031231200	Low-Income Community	2011-2015
Illinois	Cook	17031231500	Low-Income Community	2011-2015
Illinois	Cook	17031251300	Low-Income Community	2011-2015
Illinois	Cook	17031251500	Low-Income Community	2011-2015
Illinois	Cook	17031251800	Low-Income Community	2011-2015
Illinois	Cook	17031251900	Low-Income Community	2011-2015
Illinois	Cook	17031260200	Low-Income Community	2011-2015
Illinois	Cook	17031260600	Low-Income Community	2011-2015
Illinois	Cook	17031270500	Low-Income Community	2011-2015
Illinois	Cook	17031271200	Low-Income Community	2011-2015
Illinois	Cook	17031271300	Low-Income Community	2011-2015
Illinois	Cook	17031271800	Low-Income Community	2011-2015
Illinois	Cook	17031280400	Low-Income Community	2011-2015
Illinois	Cook	17031280900	Low-Income Community	2011-2015
Illinois	Cook	17031290900	Low-Income Community	2011-2015
Illinois	Cook	17031291200	Low-Income Community	2011-2015
Illinois	Cook	17031292200	Low-Income Community	2011-2015
Illinois	Cook	17031292500	Low-Income Community	2011-2015
Illinois	Cook	17031301200	Low-Income Community	2011-2015
Illinois	Cook	17031340600	Low-Income Community	2011-2015
Illinois	Cook	17031350100	Low-Income Community	2011-2015
Illinois	Cook	17031351100	Low-Income Community	2011-2015

AMERICAN OVERSIGHT

Designated Qualified Opportunity Zones

This document was updated **June 14, 2018**, to reflect the final Qualified Opportunity Zone designations for all States.

Please note that the below list of designated tracts is not the official list. The official list will be published in the Internal Revenue Bulletin at a later date.

Click arrow to filter state State	County	Census Tract Number	Tract Type	ACS Data Source
Illinois	Cook	17031351400	Low-Income Community	2011-2015
Illinois	Cook	17031351500	Low-Income Community	2011-2015
Illinois	Cook	17031380100	Low-Income Community	2011-2015
Illinois	Cook	17031380500	Low-Income Community	2011-2015
Illinois	Cook	17031381400	Low-Income Community	2011-2015
Illinois	Cook	17031390300	Low-Income Community	2011-2015
Illinois	Cook	17031400300	Low-Income Community	2011-2015
Illinois	Cook	17031400400	Low-Income Community	2011-2015
Illinois	Cook	17031400500	Low-Income Community	2011-2015
Illinois	Cook	17031400800	Low-Income Community	2011-2015
Illinois	Cook	17031420500	Low-Income Community	2011-2015
Illinois	Cook	17031420600	Low-Income Community	2011-2015
Illinois	Cook	17031420700	Low-Income Community	2011-2015
Illinois	Cook	17031420800	Low-Income Community	2011-2015
Illinois	Cook	17031430101	Low-Income Community	2011-2015
Illinois	Cook	17031430200	Low-Income Community	2011-2015
Illinois	Cook	17031430300	Low-Income Community	2011-2015
Illinois	Cook	17031430400	Low-Income Community	2011-2015
Illinois	Cook	17031430600	Low-Income Community	2011-2015
Illinois	Cook	17031430900	Low-Income Community	2011-2015
Illinois	Cook	17031431301	Low-Income Community	2011-2015
Illinois	Cook	17031431302	Low-Income Community	2011-2015
Illinois	Cook	17031440201	Low-Income Community	2011-2015
Illinois	Cook	17031460100	Low-Income Community	2011-2015
Illinois	Cook	17031460200	Low-Income Community	2011-2015
Illinois	Cook	17031460301	Low-Income Community	2011-2015
Illinois	Cook	17031460302	Low-Income Community	2011-2015
Illinois	Cook	17031460400	Low-Income Community	2011-2015
Illinois	Cook	17031460500	Low-Income Community	2011-2015
Illinois	Cook	17031470100	Low-Income Community	2011-2015
Illinois	Cook	17031490901	Low-Income Community	2011-2015
Illinois	Cook	17031491300	Low-Income Community	2011-2015
Illinois	Cook	17031491400	Low-Income Community	2011-2015
Illinois	Cook	17031500100	Low-Income Community	2011-2015
Illinois	Cook	17031500200	Low-Income Community	2011-2015
Illinois	Cook	17031500300	Low-Income Community	2011-2015
Illinois	Cook	17031520200	Low-Income Community	2011-2015
Illinois	Cook	17031530200	Low-Income Community	2011-2015
Illinois	Cook	17031530502	Low-Income Community	2011-2015
Illinois	Cook	17031540101	Low-Income Community	2011-2015
Illinois	Cook	17031611000	Low-Income Community	2011-2015
Illinois	Cook	17031611100	Low-Income Community	2011-2015
Illinois	Cook	17031611200	Low-Income Community	2011-2015
Illinois	Cook	17031611600	Low-Income Community	2011-2015
Illinois	Cook	17031611700	Low-Income Community	2011-2015
Illinois	Cook	17031611800	Low-Income Community	2011-2015
Illinois	Cook	17031611900	Low-Income Community	2011-2015
Illinois	Cook	17031660301	Low-Income Community	2011-2015
Illinois	Cook	17031660600	Low-Income Community	2011-2015
Illinois	Cook	17031660700	Low-Income Community	2011-2015
Illinois	Cook	17031660800	Low-Income Community	2011-2015
Illinois	Cook	17031660900	Low-Income Community	2011-2015
Illinois	Cook	17031670100	Low-Income Community	2011-2015

AMERICAN OVERSIGHT

Designated Qualified Opportunity Zones

This document was updated **June 14, 2018**, to reflect the final Qualified Opportunity Zone designations for all States.

Please note that the below list of designated tracts is not the official list. The official list will be published in the Internal Revenue Bulletin at a later date.

Click arrow to filter state State	County	Census Tract Number	Tract Type	ACS Data Source
Illinois	Cook	17031670200	Low-Income Community	2011-2015
Illinois	Cook	17031670400	Low-Income Community	2011-2015
Illinois	Cook	17031670500	Low-Income Community	2011-2015
Illinois	Cook	17031670600	Low-Income Community	2011-2015
Illinois	Cook	17031670700	Low-Income Community	2011-2015
Illinois	Cook	17031670800	Low-Income Community	2011-2015
Illinois	Cook	17031671100	Low-Income Community	2011-2015
Illinois	Cook	17031671200	Low-Income Community	2011-2015
Illinois	Cook	17031671400	Low-Income Community	2011-2015
Illinois	Cook	17031671500	Low-Income Community	2011-2015
Illinois	Cook	17031671600	Low-Income Community	2011-2015
Illinois	Cook	17031671800	Low-Income Community	2011-2015
Illinois	Cook	17031680500	Low-Income Community	2011-2015
Illinois	Cook	17031680600	Low-Income Community	2011-2015
Illinois	Cook	17031680900	Low-Income Community	2011-2015
Illinois	Cook	17031681000	Low-Income Community	2011-2015
Illinois	Cook	17031681200	Low-Income Community	2011-2015
Illinois	Cook	17031681300	Low-Income Community	2011-2015
Illinois	Cook	17031690300	Low-Income Community	2011-2015
Illinois	Cook	17031691000	Low-Income Community	2011-2015
Illinois	Cook	17031691100	Low-Income Community	2011-2015
Illinois	Cook	17031691300	Low-Income Community	2011-2015
Illinois	Cook	17031691400	Low-Income Community	2011-2015
Illinois	Cook	17031691500	Low-Income Community	2011-2015
Illinois	Cook	17031710100	Low-Income Community	2011-2015
Illinois	Cook	17031710200	Low-Income Community	2011-2015
Illinois	Cook	17031710300	Low-Income Community	2011-2015
Illinois	Cook	17031710500	Low-Income Community	2011-2015
Illinois	Cook	17031711000	Low-Income Community	2011-2015
Illinois	Cook	17031711400	Low-Income Community	2011-2015
Illinois	Cook	17031750600	Low-Income Community	2011-2015
Illinois	Cook	17031803606	Low-Income Community	2011-2015
Illinois	Cook	17031811600	Low-Income Community	2011-2015
Illinois	Cook	17031813400	Low-Income Community	2011-2015
Illinois	Cook	17031813900	Low-Income Community	2011-2015
Illinois	Cook	17031814200	Low-Income Community	2011-2015
Illinois	Cook	17031814400	Low-Income Community	2011-2015
Illinois	Cook	17031814900	Low-Income Community	2011-2015
Illinois	Cook	17031817200	Low-Income Community	2011-2015
Illinois	Cook	17031817300	Low-Income Community	2011-2015
Illinois	Cook	17031817500	Low-Income Community	2011-2015
Illinois	Cook	17031817700	Low-Income Community	2011-2015
Illinois	Cook	17031820400	Low-Income Community	2011-2015
Illinois	Cook	17031820605	Low-Income Community	2011-2015
Illinois	Cook	17031821200	Low-Income Community	2011-2015
Illinois	Cook	17031821401	Low-Income Community	2011-2015
Illinois	Cook	17031821500	Low-Income Community	2011-2015
Illinois	Cook	17031822400	Low-Income Community	2011-2015
Illinois	Cook	17031823703	Low-Income Community	2011-2015
Illinois	Cook	17031823705	Low-Income Community	2011-2015
Illinois	Cook	17031824800	Low-Income Community	2011-2015
Illinois	Cook	17031825501	Low-Income Community	2011-2015
Illinois	Cook	17031825600	Low-Income Community	2011-2015

AMERICAN OVERSIGHT

Designated Qualified Opportunity Zones

This document was updated **June 14, 2018**, to reflect the final Qualified Opportunity Zone designations for all States.

Please note that the below list of designated tracts is not the official list. The official list will be published in the Internal Revenue Bulletin at a later date.

Click arrow to filter state State	County	Census Tract Number	Tract Type	ACS Data Source
Illinois	Cook	17031825801	Low-Income Community	2011-2015
Illinois	Cook	17031825900	Low-Income Community	2011-2015
Illinois	Cook	17031826000	Low-Income Community	2011-2015
Illinois	Cook	17031826100	Low-Income Community	2011-2015
Illinois	Cook	17031826202	Low-Income Community	2011-2015
Illinois	Cook	17031826303	Low-Income Community	2011-2015
Illinois	Cook	17031826402	Low-Income Community	2011-2015
Illinois	Cook	17031826500	Low-Income Community	2011-2015
Illinois	Cook	17031826600	Low-Income Community	2011-2015
Illinois	Cook	17031826700	Low-Income Community	2011-2015
Illinois	Cook	17031826800	Low-Income Community	2011-2015
Illinois	Cook	17031826901	Low-Income Community	2011-2015
Illinois	Cook	17031827000	Low-Income Community	2011-2015
Illinois	Cook	17031827100	Low-Income Community	2011-2015
Illinois	Cook	17031827400	Low-Income Community	2011-2015
Illinois	Cook	17031827500	Low-Income Community	2011-2015
Illinois	Cook	17031827600	Low-Income Community	2011-2015
Illinois	Cook	17031828504	Low-Income Community	2011-2015
Illinois	Cook	17031829000	Low-Income Community	2011-2015
Illinois	Cook	17031829302	Low-Income Community	2011-2015
Illinois	Cook	17031829401	Low-Income Community	2011-2015
Illinois	Cook	17031829700	Low-Income Community	2011-2015
Illinois	Cook	17031830007	Low-Income Community	2011-2015
Illinois	Cook	17031830300	Low-Income Community	2011-2015
Illinois	Cook	17031834000	Low-Income Community	2011-2015
Illinois	Cook	17031834200	Low-Income Community	2011-2015
Illinois	Cook	17031834300	Low-Income Community	2011-2015
Illinois	Cook	17031834400	Low-Income Community	2011-2015
Illinois	Cook	17031834500	Low-Income Community	2011-2015
Illinois	Cook	17031834600	Low-Income Community	2011-2015
Illinois	Cook	17031834700	Low-Income Community	2011-2015
Illinois	Cook	17031834800	Low-Income Community	2011-2015
Illinois	Cook	17031834900	Low-Income Community	2011-2015
Illinois	Cook	17031835000	Low-Income Community	2011-2015
Illinois	Cook	17031835500	Low-Income Community	2011-2015
Illinois	Cook	17031835900	Low-Income Community	2011-2015
Illinois	Cook	17031836000	Low-Income Community	2011-2015
Illinois	Cook	17031836100	Low-Income Community	2011-2015
Illinois	Cook	17031836900	Low-Income Community	2011-2015
Illinois	Cook	17031837000	Low-Income Community	2011-2015
Illinois	Cook	17031838600	Low-Income Community	2011-2015
Illinois	Cook	17031838700	Low-Income Community	2011-2015
Illinois	Cook	17031838800	Low-Income Community	2011-2015
Illinois	Cook	17031841000	Low-Income Community	2012-2016
Illinois	Cook	17031841400	Low-Income Community	2011-2015
Illinois	Cook	17031841500	Low-Income Community	2011-2015
Illinois	Cook	17031841800	Low-Income Community	2011-2015
Illinois	Cook	17031842100	Low-Income Community	2011-2015
Illinois	Cook	17031842900	Low-Income Community	2011-2015
Illinois	Cook	17031843000	Low-Income Community	2011-2015
Illinois	Cook	17031843300	Low-Income Community	2011-2015
Illinois	Cook	17031843600	Low-Income Community	2011-2015
Illinois	Crawford	17033880400	Low-Income Community	2011-2015

AMERICAN OVERSIGHT

Designated Qualified Opportunity Zones

This document was updated **June 14, 2018**, to reflect the final Qualified Opportunity Zone designations for all States.

Please note that the below list of designated tracts is not the official list. The official list will be published in the Internal Revenue Bulletin at a later date.

Click arrow to filter state State	County	Census Tract Number	Tract Type	ACS Data Source
Illinois	Cumberland	17035972400	Low-Income Community	2011-2015
Illinois	DeKalb	17037001001	Low-Income Community	2011-2015
Illinois	DeKalb	17037001002	Low-Income Community	2011-2015
Illinois	DeKalb	17037002200	Low-Income Community	2011-2015
Illinois	De Witt	17039971800	Low-Income Community	2011-2015
Illinois	Douglas	17041952000	Low-Income Community	2011-2015
Illinois	DuPage	17043840104	Low-Income Community	2011-2015
Illinois	Edgar	17045070300	Low-Income Community	2011-2015
Illinois	Edwards	17047957100	Low-Income Community	2011-2015
Illinois	Effingham	17049950800	Low-Income Community	2011-2015
Illinois	Fayette	17051950900	Low-Income Community	2011-2015
Illinois	Franklin	17055040600	Low-Income Community	2011-2015
Illinois	Fulton	17057953500	Low-Income Community	2011-2015
Illinois	Gallatin	17059972800	Low-Income Community	2011-2015
Illinois	Greene	17061973900	Low-Income Community	2011-2015
Illinois	Hamilton	17065973200	Low-Income Community	2011-2015
Illinois	Hancock	17067954100	Low-Income Community	2011-2015
Illinois	Hardin	17069970900	Low-Income Community	2011-2015
Illinois	Henderson	17071973500	Low-Income Community	2011-2015
Illinois	Henry	17073030800	Low-Income Community	2011-2015
Illinois	Iroquois	17075950400	Low-Income Community	2011-2015
Illinois	Jackson	17077011200	Low-Income Community	2011-2015
Illinois	Jackson	17077011400	Low-Income Community	2011-2015
Illinois	Jackson	17077011700	Low-Income Community	2011-2015
Illinois	Jasper	17079977400	Low-Income Community	2011-2015
Illinois	Jefferson	17081051000	Low-Income Community	2011-2015
Illinois	Jersey	17083010402	Low-Income Community	2011-2015
Illinois	Jo Daviess	17085020500	Low-Income Community	2011-2015
Illinois	Johnson	17087977800	Low-Income Community	2011-2015
Illinois	Kane	17089850202	Low-Income Community	2011-2015
Illinois	Kane	17089850301	Low-Income Community	2011-2015
Illinois	Kane	17089851400	Low-Income Community	2011-2015
Illinois	Kane	17089851600	Low-Income Community	2011-2015
Illinois	Kane	17089851904	Low-Income Community	2011-2015
Illinois	Kane	17089853200	Low-Income Community	2011-2015
Illinois	Kane	17089853400	Low-Income Community	2011-2015
Illinois	Kane	17089853600	Low-Income Community	2011-2015
Illinois	Kane	17089854301	Low-Income Community	2011-2015
Illinois	Kane	17089854400	Low-Income Community	2011-2015
Illinois	Kankakee	17091011500	Low-Income Community	2011-2015
Illinois	Kankakee	17091011600	Low-Income Community	2011-2015
Illinois	Kankakee	17091011700	Low-Income Community	2011-2015
Illinois	Kankakee	17091012300	Low-Income Community	2011-2015
Illinois	Knox	17095001100	Low-Income Community	2011-2015
Illinois	Lake	17097860302	Low-Income Community	2011-2015
Illinois	Lake	17097862300	Low-Income Community	2011-2015
Illinois	Lake	17097862605	Low-Income Community	2011-2015
Illinois	Lake	17097862700	Low-Income Community	2011-2015
Illinois	Lake	17097862901	Low-Income Community	2011-2015
Illinois	LaSalle	17099964300	Low-Income Community	2011-2015
Illinois	Lawrence	17101880800	Low-Income Community	2011-2015
Illinois	Lee	17103000600	Low-Income Community	2011-2015
Illinois	Livingston	17105960500	Low-Income Community	2011-2015

AMERICAN OVERSIGHT

Designated Qualified Opportunity Zones

This document was updated **June 14, 2018**, to reflect the final Qualified Opportunity Zone designations for all States.

Please note that the below list of designated tracts is not the official list. The official list will be published in the Internal Revenue Bulletin at a later date.

Click arrow to filter state State	County	Census Tract Number	Tract Type	ACS Data Source
Illinois	Logan	17107953100	Low-Income Community	2011-2015
Illinois	McDonough	17109010500	Low-Income Community	2011-2015
Illinois	McHenry	17111870301	Low-Income Community	2011-2015
Illinois	McLean	17113000200	Low-Income Community	2011-2015
Illinois	Macon	17115000200	Low-Income Community	2011-2015
Illinois	Macon	17115000300	Low-Income Community	2011-2015
Illinois	Macon	17115000500	Low-Income Community	2011-2015
Illinois	Macon	17115000900	Low-Income Community	2011-2015
Illinois	Macon	17115003100	Low-Income Community	2011-2015
Illinois	Macoupin	17117956900	Low-Income Community	2011-2015
Illinois	Madison	17119400200	Low-Income Community	2011-2015
Illinois	Madison	17119400600	Low-Income Community	2011-2015
Illinois	Madison	17119400700	Low-Income Community	2011-2015
Illinois	Madison	17119402200	Low-Income Community	2011-2015
Illinois	Madison	17119404000	Low-Income Community	2011-2015
Illinois	Marion	17121952700	Low-Income Community	2011-2015
Illinois	Marshall	17123961500	Low-Income Community	2011-2015
Illinois	Mason	17125956500	Low-Income Community	2011-2015
Illinois	Massac	17127970200	Low-Income Community	2011-2015
Illinois	Montgomery	17135958000	Low-Income Community	2011-2015
Illinois	Morgan	17137952000	Low-Income Community	2011-2015
Illinois	Moultrie	17139977200	Low-Income Community	2011-2015
Illinois	Ogle	17141961100	Low-Income Community	2011-2015
Illinois	Peoria	17143000300	Low-Income Community	2011-2015
Illinois	Peoria	17143000900	Low-Income Community	2011-2015
Illinois	Peoria	17143001200	Low-Income Community	2011-2015
Illinois	Peoria	17143002100	Low-Income Community	2011-2015
Illinois	Peoria	17143005000	Low-Income Community	2011-2015
Illinois	Perry	17145030400	Low-Income Community	2011-2015
Illinois	Pike	17149952700	Low-Income Community	2011-2015
Illinois	Pope	17151971300	Low-Income Community	2011-2015
Illinois	Pulaski	17153971100	Low-Income Community	2011-2015
Illinois	Randolph	17157950600	Low-Income Community	2011-2015
Illinois	Richland	17159978000	Low-Income Community	2011-2015
Illinois	Rock Island	17161023500	Low-Income Community	2011-2015
Illinois	Rock Island	17161023600	Low-Income Community	2011-2015
Illinois	St. Clair	17163500500	Low-Income Community	2011-2015
Illinois	St. Clair	17163500900	Low-Income Community	2011-2015
Illinois	St. Clair	17163501300	Low-Income Community	2011-2015
Illinois	St. Clair	17163501603	Low-Income Community	2011-2015
Illinois	St. Clair	17163502700	Low-Income Community	2011-2015
Illinois	St. Clair	17163504500	Low-Income Community	2011-2015
Illinois	St. Clair	17163504600	Low-Income Community	2011-2015
Illinois	Saline	17165955900	Low-Income Community	2011-2015
Illinois	Sangamon	17167000800	Low-Income Community	2011-2015
Illinois	Sangamon	17167000900	Low-Income Community	2011-2015
Illinois	Sangamon	17167001600	Low-Income Community	2011-2015
Illinois	Sangamon	17167001700	Low-Income Community	2011-2015
Illinois	Sangamon	17167002400	Low-Income Community	2011-2015
Illinois	Schuyler	17169970100	Low-Income Community	2011-2015
Illinois	Shelby	17173959300	Low-Income Community	2011-2015
Illinois	Stephenson	17177000800	Low-Income Community	2011-2015
Illinois	Stephenson	17177001300	Low-Income Community	2011-2015

AMERICAN OVERSIGHT

Designated Qualified Opportunity Zones

This document was updated **June 14, 2018**, to reflect the final Qualified Opportunity Zone designations for all States.

Please note that the below list of designated tracts is not the official list. The official list will be published in the Internal Revenue Bulletin at a later date.

Click arrow to filter state State	County	Census Tract Number	Tract Type	ACS Data Source
Illinois	Tazewell	17179021101	Low-Income Community	2011-2015
Illinois	Union	17181950400	Low-Income Community	2011-2015
Illinois	Vermilion	17183000200	Low-Income Community	2011-2015
Illinois	Vermilion	17183000400	Low-Income Community	2011-2015
Illinois	Vermilion	17183011200	Low-Income Community	2011-2015
Illinois	Warren	17187870500	Low-Income Community	2011-2015
Illinois	Washington	17189950300	Low-Income Community	2011-2015
Illinois	Wayne	17191955000	Low-Income Community	2011-2015
Illinois	White	17193958000	Low-Income Community	2011-2015
Illinois	Whiteside	17195001500	Low-Income Community	2011-2015
Illinois	Will	17197881200	Low-Income Community	2011-2015
Illinois	Will	17197881900	Low-Income Community	2011-2015
Illinois	Will	17197882000	Low-Income Community	2011-2015
Illinois	Will	17197882400	Low-Income Community	2011-2015
Illinois	Will	17197882500	Low-Income Community	2011-2015
Illinois	Williamson	17199020400	Low-Income Community	2011-2015
Illinois	Winnebago	17201001000	Low-Income Community	2011-2015
Illinois	Winnebago	17201002100	Low-Income Community	2011-2015
Illinois	Winnebago	17201002500	Low-Income Community	2011-2015
Illinois	Winnebago	17201002600	Low-Income Community	2011-2015
Illinois	Winnebago	17201003200	Low-Income Community	2011-2015
Indiana	Adams	18001030700	Low-Income Community	2011-2015
Indiana	Allen	18003000500	Low-Income Community	2011-2015
Indiana	Allen	18003000600	Low-Income Community	2011-2015
Indiana	Allen	18003000701	Low-Income Community	2011-2015
Indiana	Allen	18003001100	Low-Income Community	2011-2015
Indiana	Allen	18003001200	Low-Income Community	2011-2015
Indiana	Allen	18003001300	Low-Income Community	2011-2015
Indiana	Allen	18003002000	Low-Income Community	2011-2015
Indiana	Allen	18003002100	Low-Income Community	2011-2015
Indiana	Allen	18003004000	Low-Income Community	2011-2015
Indiana	Allen	18003980001	Low-Income Community	2011-2015
Indiana	Bartholomew	18005010800	Low-Income Community	2011-2015
Indiana	Blackford	18009975100	Low-Income Community	2011-2015
Indiana	Boone	18011810400	Low-Income Community	2011-2015
Indiana	Carroll	18015959600	Low-Income Community	2011-2015
Indiana	Clark	18019050100	Low-Income Community	2011-2015
Indiana	Clark	18019050401	Low-Income Community	2011-2015
Indiana	Clark	18019050903	Low-Income Community	2011-2015
Indiana	Crawford	18025952100	Low-Income Community	2011-2015
Indiana	Daviess	18027954700	Low-Income Community	2011-2015
Indiana	DeKalb	18033020500	Low-Income Community	2011-2015
Indiana	DeKalb	18033020602	Non-LIC Contiguous	2011-2015
Indiana	Delaware	18035000600	Low-Income Community	2011-2015
Indiana	Delaware	18035000700	Low-Income Community	2011-2015
Indiana	Delaware	18035001300	Low-Income Community	2011-2015
Indiana	Delaware	18035002800	Low-Income Community	2011-2015
Indiana	Dubois	18037953800	Low-Income Community	2011-2015
Indiana	Elkhart	18039000100	Low-Income Community	2011-2015
Indiana	Elkhart	18039000302	Low-Income Community	2011-2015
Indiana	Elkhart	18039001601	Low-Income Community	2011-2015
Indiana	Elkhart	18039002300	Low-Income Community	2011-2015
Indiana	Elkhart	18039002900	Non-LIC Contiguous	2011-2015

AMERICAN OVERSIGHT

Designated Qualified Opportunity Zones

This document was updated **June 14, 2018**, to reflect the final Qualified Opportunity Zone designations for all States.

Please note that the below list of designated tracts is not the official list. The official list will be published in the Internal Revenue Bulletin at a later date.

Click arrow to filter state State	County	Census Tract Number	Tract Type	ACS Data Source
Indiana	Fayette	18041954100	Low-Income Community	2011-2015
Indiana	Floyd	18043070400	Low-Income Community	2011-2015
Indiana	Floyd	18043070500	Low-Income Community	2011-2015
Indiana	Franklin	18047969700	Low-Income Community	2011-2015
Indiana	Gibson	18051050502	Low-Income Community	2011-2015
Indiana	Grant	18053000100	Low-Income Community	2011-2015
Indiana	Hendricks	18063210607	Low-Income Community	2011-2015
Indiana	Henry	18065976100	Low-Income Community	2011-2015
Indiana	Howard	18067000200	Low-Income Community	2011-2015
Indiana	Huntington	18069961600	Low-Income Community	2011-2015
Indiana	Jackson	18071967901	Low-Income Community	2011-2015
Indiana	Jennings	18079960302	Low-Income Community	2011-2015
Indiana	Johnson	18081610802	Low-Income Community	2011-2015
Indiana	Knox	18083955300	Low-Income Community	2011-2015
Indiana	Knox	18083955400	Low-Income Community	2011-2015
Indiana	Lake	18089010201	Low-Income Community	2011-2015
Indiana	Lake	18089010203	Low-Income Community	2011-2015
Indiana	Lake	18089010205	Low-Income Community	2011-2015
Indiana	Lake	18089010304	Low-Income Community	2011-2015
Indiana	Lake	18089010500	Low-Income Community	2011-2015
Indiana	Lake	18089011000	Low-Income Community	2011-2015
Indiana	Lake	18089011500	Low-Income Community	2011-2015
Indiana	Lake	18089012300	Low-Income Community	2011-2015
Indiana	Lake	18089020200	Low-Income Community	2011-2015
Indiana	Lake	18089020400	Low-Income Community	2011-2015
Indiana	Lake	18089020600	Low-Income Community	2011-2015
Indiana	Lake	18089030300	Low-Income Community	2011-2015
Indiana	Lake	18089030400	Low-Income Community	2011-2015
Indiana	Lake	18089030600	Low-Income Community	2011-2015
Indiana	Lake	18089030700	Low-Income Community	2011-2015
Indiana	LaPorte	18091040300	Low-Income Community	2011-2015
Indiana	LaPorte	18091040800	Low-Income Community	2011-2015
Indiana	LaPorte	18091042100	Low-Income Community	2011-2015
Indiana	LaPorte	18091043000	Low-Income Community	2011-2015
Indiana	Lawrence	18093950900	Low-Income Community	2011-2015
Indiana	Madison	18095000500	Low-Income Community	2011-2015
Indiana	Madison	18095001000	Low-Income Community	2011-2015
Indiana	Madison	18095001700	Low-Income Community	2011-2015
Indiana	Madison	18095011900	Low-Income Community	2011-2015
Indiana	Marion	18097310306	Low-Income Community	2011-2015
Indiana	Marion	18097322000	Low-Income Community	2011-2015
Indiana	Marion	18097322600	Low-Income Community	2011-2015
Indiana	Marion	18097330805	Low-Income Community	2011-2015
Indiana	Marion	18097340102	Low-Income Community	2011-2015
Indiana	Marion	18097340108	Low-Income Community	2011-2015
Indiana	Marion	18097340400	Low-Income Community	2011-2015
Indiana	Marion	18097341600	Low-Income Community	2011-2015
Indiana	Marion	18097342101	Low-Income Community	2011-2015
Indiana	Marion	18097342400	Low-Income Community	2011-2015
Indiana	Marion	18097351200	Low-Income Community	2011-2015
Indiana	Marion	18097351700	Low-Income Community	2011-2015
Indiana	Marion	18097352600	Low-Income Community	2011-2015
Indiana	Marion	18097352700	Low-Income Community	2011-2015

AMERICAN OVERSIGHT

Designated Qualified Opportunity Zones

This document was updated **June 14, 2018**, to reflect the final Qualified Opportunity Zone designations for all States.

Please note that the below list of designated tracts is not the official list. The official list will be published in the Internal Revenue Bulletin at a later date.

Click arrow to filter state State	County	Census Tract Number	Tract Type	ACS Data Source
Indiana	Marion	18097352800	Low-Income Community	2011-2015
Indiana	Marion	18097353300	Low-Income Community	2011-2015
Indiana	Marion	18097353500	Low-Income Community	2011-2015
Indiana	Marion	18097353600	Low-Income Community	2011-2015
Indiana	Marion	18097354200	Low-Income Community	2011-2015
Indiana	Marion	18097354400	Low-Income Community	2011-2015
Indiana	Marion	18097354500	Low-Income Community	2011-2015
Indiana	Marion	18097354900	Low-Income Community	2011-2015
Indiana	Marion	18097355000	Low-Income Community	2011-2015
Indiana	Marion	18097355600	Low-Income Community	2011-2015
Indiana	Marion	18097355700	Low-Income Community	2011-2015
Indiana	Marion	18097356200	Non-LIC Contiguous	2011-2015
Indiana	Marion	18097356400	Low-Income Community	2011-2015
Indiana	Marion	18097361200	Low-Income Community	2011-2015
Indiana	Marion	18097361300	Low-Income Community	2011-2015
Indiana	Marion	18097380200	Low-Income Community	2011-2015
Indiana	Marion	18097380300	Low-Income Community	2011-2015
Indiana	Marion	18097390600	Low-Income Community	2011-2015
Indiana	Marion	18097390700	Low-Income Community	2011-2015
Indiana	Marion	18097390800	Low-Income Community	2011-2015
Indiana	Marion	18097390900	Low-Income Community	2011-2015
Indiana	Marion	18097391000	Low-Income Community	2011-2015
Indiana	Marshall	18099020500	Low-Income Community	2011-2015
Indiana	Miami	18103952200	Low-Income Community	2011-2015
Indiana	Miami	18103952900	Low-Income Community	2011-2015
Indiana	Monroe	18105000100	Low-Income Community	2011-2015
Indiana	Monroe	18105000401	Low-Income Community	2011-2015
Indiana	Monroe	18105000501	Low-Income Community	2011-2015
Indiana	Monroe	18105001101	Low-Income Community	2011-2015
Indiana	Montgomery	18107957000	Low-Income Community	2011-2015
Indiana	Morgan	18109510701	Low-Income Community	2011-2015
Indiana	Newton	18111100700	Low-Income Community	2011-2015
Indiana	Orange	18117951500	Low-Income Community	2011-2015
Indiana	Perry	18123952600	Low-Income Community	2011-2015
Indiana	Pike	18125954000	Low-Income Community	2011-2015
Indiana	Porter	18127050900	Low-Income Community	2011-2015
Indiana	Putnam	18133956500	Low-Income Community	2011-2015
Indiana	Randolph	18135951600	Low-Income Community	2011-2015
Indiana	Rush	18139974400	Low-Income Community	2011-2015
Indiana	St. Joseph	18141000900	Low-Income Community	2011-2015
Indiana	St. Joseph	18141001000	Low-Income Community	2011-2015
Indiana	St. Joseph	18141001700	Low-Income Community	2011-2015
Indiana	St. Joseph	18141002700	Low-Income Community	2011-2015
Indiana	St. Joseph	18141002900	Low-Income Community	2011-2015
Indiana	St. Joseph	18141010200	Low-Income Community	2011-2015
Indiana	St. Joseph	18141011100	Low-Income Community	2011-2015
Indiana	Scott	18143967000	Low-Income Community	2011-2015
Indiana	Shelby	18145710400	Low-Income Community	2011-2015
Indiana	Shelby	18145710601	Low-Income Community	2011-2015
Indiana	Starke	18149953700	Low-Income Community	2011-2015
Indiana	Steuben	18151971300	Low-Income Community	2011-2015
Indiana	Switzerland	18155965700	Low-Income Community	2011-2015
Indiana	Tippecanoe	18157000400	Low-Income Community	2011-2015

AMERICAN OVERSIGHT

Designated Qualified Opportunity Zones

This document was updated **June 14, 2018**, to reflect the final Qualified Opportunity Zone designations for all States.

Please note that the below list of designated tracts is not the official list. The official list will be published in the Internal Revenue Bulletin at a later date.

Click arrow to filter state State	County	Census Tract Number	Tract Type	ACS Data Source
Indiana	Tippecanoe	18157000700	Low-Income Community	2011-2015
Indiana	Tippecanoe	18157010203	Low-Income Community	2011-2015
Indiana	Tippecanoe	18157010500	Low-Income Community	2011-2015
Indiana	Tippecanoe	18157011100	Low-Income Community	2011-2015
Indiana	Vanderburgh	18163001200	Low-Income Community	2011-2015
Indiana	Vanderburgh	18163001500	Low-Income Community	2011-2015
Indiana	Vanderburgh	18163001800	Low-Income Community	2011-2015
Indiana	Vanderburgh	18163001900	Low-Income Community	2011-2015
Indiana	Vanderburgh	18163002000	Low-Income Community	2011-2015
Indiana	Vermillion	18165020500	Low-Income Community	2011-2015
Indiana	Vigo	18167000300	Low-Income Community	2011-2015
Indiana	Vigo	18167010600	Low-Income Community	2011-2015
Indiana	Vigo	18167011100	Low-Income Community	2011-2015
Indiana	Wabash	18169102600	Low-Income Community	2011-2015
Indiana	Washington	18175967500	Low-Income Community	2011-2015
Indiana	Wayne	18177000200	Low-Income Community	2011-2015
Indiana	Wayne	18177000900	Low-Income Community	2011-2015
Indiana	Wells	18179040600	Low-Income Community	2011-2015
Iowa	Appanoose	19007950100	Low-Income Community	2011-2015
Iowa	Appanoose	19007950300	Low-Income Community	2011-2015
Iowa	Benton	19011960300	Low-Income Community	2011-2015
Iowa	Black Hawk	19013000100	Low-Income Community	2011-2015
Iowa	Black Hawk	19013000700	Low-Income Community	2011-2015
Iowa	Black Hawk	19013001000	Low-Income Community	2011-2015
Iowa	Buena Vista	19021960400	Low-Income Community	2011-2015
Iowa	Calhoun	19025950200	Low-Income Community	2011-2015
Iowa	Cass	19029190200	Low-Income Community	2011-2015
Iowa	Cass	19029190500	Low-Income Community	2011-2015
Iowa	Cerro Gordo	19033950300	Low-Income Community	2011-2015
Iowa	Cherokee	19035080100	Low-Income Community	2011-2015
Iowa	Clinton	19045000100	Low-Income Community	2011-2015
Iowa	Clinton	19045000300	Low-Income Community	2011-2015
Iowa	Crawford	19047070400	Low-Income Community	2011-2015
Iowa	Dallas	19049050400	Low-Income Community	2011-2015
Iowa	Davis	19051080200	Low-Income Community	2011-2015
Iowa	Decatur	19053960200	Low-Income Community	2011-2015
Iowa	Decatur	19053960300	Low-Income Community	2011-2015
Iowa	Des Moines	19057000200	Low-Income Community	2011-2015
Iowa	Des Moines	19057000300	Low-Income Community	2011-2015
Iowa	Des Moines	19057000400	Low-Income Community	2011-2015
Iowa	Dubuque	19061000100	Low-Income Community	2011-2015
Iowa	Dubuque	19061000500	Low-Income Community	2011-2015
Iowa	Emmet	19063070300	Low-Income Community	2011-2015
Iowa	Floyd	19067480400	Low-Income Community	2011-2015
Iowa	Hamilton	19079960300	Low-Income Community	2011-2015
Iowa	Ida	19093090300	Low-Income Community	2011-2015
Iowa	Jackson	19097950600	Low-Income Community	2011-2015
Iowa	Johnson	19103000200	Low-Income Community	2011-2015
Iowa	Johnson	19103000302	Low-Income Community	2011-2015
Iowa	Johnson	19103001400	Non-LIC Contiguous	2011-2015
Iowa	Johnson	19103001700	Low-Income Community	2011-2015
Iowa	Lee	19111490200	Low-Income Community	2011-2015
Iowa	Lee	19111490800	Low-Income Community	2011-2015

AMERICAN OVERSIGHT

Designated Qualified Opportunity Zones

This document was updated **June 14, 2018**, to reflect the final Qualified Opportunity Zone designations for all States.

Please note that the below list of designated tracts is not the official list. The official list will be published in the Internal Revenue Bulletin at a later date.

Click arrow to filter state State	County	Census Tract Number	Tract Type	ACS Data Source
Iowa	Lee	19111490900	Low-Income Community	2011-2015
Iowa	Linn	19113001900	Low-Income Community	2011-2015
Iowa	Linn	19113002200	Low-Income Community	2011-2015
Iowa	Linn	19113002700	Low-Income Community	2011-2015
Iowa	Lucas	19117950300	Low-Income Community	2011-2015
Iowa	Madison	19121060200	Low-Income Community	2011-2015
Iowa	Marshall	19127950900	Low-Income Community	2011-2015
Iowa	Muscatine	19139050700	Low-Income Community	2011-2015
Iowa	Muscatine	19139051000	Low-Income Community	2011-2015
Iowa	Page	19145490200	Low-Income Community	2011-2015
Iowa	Plymouth	19149970200	Low-Income Community	2011-2015
Iowa	Pocahontas	19151780100	Low-Income Community	2011-2015
Iowa	Polk	19153001100	Low-Income Community	2011-2015
Iowa	Polk	19153002600	Low-Income Community	2011-2015
Iowa	Polk	19153011001	Low-Income Community	2011-2015
Iowa	Pottawattamie	19155030900	Low-Income Community	2011-2015
Iowa	Pottawattamie	19155031300	Low-Income Community	2011-2015
Iowa	Poweshiek	19157370400	Low-Income Community	2011-2015
Iowa	Scott	19163010600	Low-Income Community	2011-2015
Iowa	Scott	19163010900	Low-Income Community	2011-2015
Iowa	Shelby	19165960400	Low-Income Community	2011-2015
Iowa	Union	19175190200	Low-Income Community	2011-2015
Iowa	Webster	19187000700	Low-Income Community	2011-2015
Iowa	Woodbury	19193000100	Low-Income Community	2011-2015
Iowa	Woodbury	19193001500	Low-Income Community	2011-2015
Iowa	Woodbury	19193003600	Low-Income Community	2011-2015
Iowa	Worth	19195690100	Low-Income Community	2011-2015
Kansas	Allen	20001952900	Low-Income Community	2011-2015
Kansas	Anderson	20003953600	Low-Income Community	2011-2015
Kansas	Atchison	20005081900	Low-Income Community	2011-2015
Kansas	Barton	20009971400	Low-Income Community	2011-2015
Kansas	Barton	20009971700	Low-Income Community	2011-2015
Kansas	Butler	20015020400	Low-Income Community	2011-2015
Kansas	Cloud	20029977200	Low-Income Community	2011-2015
Kansas	Cowley	20035493700	Low-Income Community	2011-2015
Kansas	Cowley	20035493800	Low-Income Community	2011-2015
Kansas	Crawford	20037956600	Low-Income Community	2011-2015
Kansas	Crawford	20037956900	Non-LIC Contiguous	2011-2015
Kansas	Crawford	20037957500	Low-Income Community	2011-2015
Kansas	Crawford	20037957600	Low-Income Community	2011-2015
Kansas	Douglas	20045000200	Low-Income Community	2011-2015
Kansas	Douglas	20045000400	Low-Income Community	2011-2015
Kansas	Finney	20055960501	Low-Income Community	2011-2015
Kansas	Finney	20055960600	Low-Income Community	2011-2015
Kansas	Ford	20057961800	Low-Income Community	2011-2015
Kansas	Ford	20057962101	Low-Income Community	2011-2015
Kansas	Franklin	20059954200	Low-Income Community	2011-2015
Kansas	Franklin	20059954400	Low-Income Community	2011-2015
Kansas	Gove	20063955100	Low-Income Community	2011-2015
Kansas	Gove	20063955200	Low-Income Community	2011-2015
Kansas	Graham	20065952100	Low-Income Community	2011-2015
Kansas	Greeley	20071958100	Low-Income Community	2011-2015
Kansas	Jewell	20089576100	Low-Income Community	2011-2015

AMERICAN OVERSIGHT

Designated Qualified Opportunity Zones

This document was updated **June 14, 2018**, to reflect the final Qualified Opportunity Zone designations for all States.

Please note that the below list of designated tracts is not the official list. The official list will be published in the Internal Revenue Bulletin at a later date.

Click arrow to filter state State	County	Census Tract Number	Tract Type	ACS Data Source
Kansas	Jewell	20089576200	Low-Income Community	2011-2015
Kansas	Johnson	20091052102	Low-Income Community	2011-2015
Kansas	Johnson	20091052417	Low-Income Community	2011-2015
Kansas	Johnson	20091053555	Low-Income Community	2011-2015
Kansas	Johnson	20091053557	Low-Income Community	2011-2015
Kansas	Johnson	20091053601	Low-Income Community	2011-2015
Kansas	Labette	20099950400	Low-Income Community	2011-2015
Kansas	Lane	20101956600	Non-LIC Contiguous	2011-2015
Kansas	Leavenworth	20103070100	Low-Income Community	2011-2015
Kansas	Lyon	20111000500	Low-Income Community	2011-2015
Kansas	Miami	20121100700	Low-Income Community	2011-2015
Kansas	Montgomery	20125950200	Low-Income Community	2011-2015
Kansas	Montgomery	20125951200	Low-Income Community	2011-2015
Kansas	Montgomery	20125951300	Low-Income Community	2011-2015
Kansas	Norton	20137951700	Non-LIC Contiguous	2011-2015
Kansas	Osage	20139010400	Low-Income Community	2011-2015
Kansas	Reno	20155000600	Low-Income Community	2011-2015
Kansas	Reno	20155000700	Low-Income Community	2011-2015
Kansas	Reno	20155001000	Low-Income Community	2011-2015
Kansas	Reno	20155001300	Low-Income Community	2011-2015
Kansas	Republic	20157978300	Low-Income Community	2011-2015
Kansas	Riley	20161000500	Low-Income Community	2011-2015
Kansas	Riley	20161000801	Low-Income Community	2011-2015
Kansas	Riley	20161001100	Low-Income Community	2011-2015
Kansas	Rooks	20163974600	Low-Income Community	2011-2015
Kansas	Rooks	20163974700	Non-LIC Contiguous	2011-2015
Kansas	Saline	20169000100	Low-Income Community	2011-2015
Kansas	Saline	20169000600	Low-Income Community	2011-2015
Kansas	Sedgwick	20173000400	Low-Income Community	2011-2015
Kansas	Sedgwick	20173000900	Low-Income Community	2011-2015
Kansas	Sedgwick	20173001100	Low-Income Community	2011-2015
Kansas	Sedgwick	20173002600	Low-Income Community	2011-2015
Kansas	Sedgwick	20173003200	Low-Income Community	2011-2015
Kansas	Sedgwick	20173003700	Low-Income Community	2011-2015
Kansas	Sedgwick	20173003800	Low-Income Community	2011-2015
Kansas	Sedgwick	20173004300	Low-Income Community	2011-2015
Kansas	Sedgwick	20173006300	Low-Income Community	2011-2015
Kansas	Shawnee	20177000700	Low-Income Community	2011-2015
Kansas	Shawnee	20177000800	Low-Income Community	2011-2015
Kansas	Shawnee	20177004000	Low-Income Community	2011-2015
Kansas	Sherman	20181453700	Low-Income Community	2011-2015
Kansas	Stafford	20185470600	Low-Income Community	2011-2015
Kansas	Wyandotte	20209041800	Low-Income Community	2011-2015
Kansas	Wyandotte	20209042200	Low-Income Community	2011-2015
Kansas	Wyandotte	20209043905	Low-Income Community	2011-2015
Kansas	Wyandotte	20209044101	Low-Income Community	2011-2015
Kansas	Wyandotte	20209045100	Low-Income Community	2011-2015
Kansas	Wyandotte	20209045200	Low-Income Community	2011-2015
Kentucky	Adair	21001970500	Low-Income Community	2011-2015
Kentucky	Ballard	21007950200	Low-Income Community	2011-2015
Kentucky	Ballard	21007950300	Non-LIC Contiguous	2011-2015
Kentucky	Barren	21009950200	Low-Income Community	2011-2015
Kentucky	Bath	21011970200	Low-Income Community	2011-2015

AMERICAN OVERSIGHT

Designated Qualified Opportunity Zones

This document was updated **June 14, 2018**, to reflect the final Qualified Opportunity Zone designations for all States.

Please note that the below list of designated tracts is not the official list. The official list will be published in the Internal Revenue Bulletin at a later date.

Click arrow to filter state State	County	Census Tract Number	Tract Type	ACS Data Source
Kentucky	Bell	21013960600	Low-Income Community	2011-2015
Kentucky	Boone	21015070311	Low-Income Community	2011-2015
Kentucky	Boyd	21019030200	Low-Income Community	2011-2015
Kentucky	Boyd	21019031001	Low-Income Community	2011-2015
Kentucky	Boyle	21021930300	Low-Income Community	2011-2015
Kentucky	Bracken	21023950100	Low-Income Community	2011-2015
Kentucky	Breathitt	21025920100	Low-Income Community	2011-2015
Kentucky	Breathitt	21025920300	Low-Income Community	2011-2015
Kentucky	Breathitt	21025920500	Low-Income Community	2011-2015
Kentucky	Breathitt	21025920600	Low-Income Community	2011-2015
Kentucky	Bullitt	21029020701	Low-Income Community	2011-2015
Kentucky	Bullitt	21029020800	Non-LIC Contiguous	2011-2015
Kentucky	Butler	21031930300	Low-Income Community	2011-2015
Kentucky	Calloway	21035010400	Low-Income Community	2011-2015
Kentucky	Campbell	21037050500	Low-Income Community	2011-2015
Kentucky	Carlisle	21039960200	Low-Income Community	2011-2015
Kentucky	Carroll	21041950200	Low-Income Community	2011-2015
Kentucky	Carter	21043960100	Low-Income Community	2011-2015
Kentucky	Casey	21045950300	Low-Income Community	2011-2015
Kentucky	Christian	21047200300	Low-Income Community	2011-2015
Kentucky	Clark	21049020106	Low-Income Community	2011-2015
Kentucky	Clay	21051950300	Low-Income Community	2011-2015
Kentucky	Clay	21051950400	Low-Income Community	2011-2015
Kentucky	Clinton	21053970202	Low-Income Community	2011-2015
Kentucky	Cumberland	21057950100	Low-Income Community	2011-2015
Kentucky	Daviess	21059000200	Low-Income Community	2011-2015
Kentucky	Daviess	21059000300	Low-Income Community	2011-2015
Kentucky	Edmonson	21061980100	Low-Income Community	2011-2015
Kentucky	Estill	21065920200	Low-Income Community	2011-2015
Kentucky	Estill	21065920300	Low-Income Community	2011-2015
Kentucky	Fayette	21067000101	Low-Income Community	2011-2015
Kentucky	Fayette	21067000102	Low-Income Community	2011-2015
Kentucky	Fayette	21067000200	Low-Income Community	2011-2015
Kentucky	Fayette	21067000300	Low-Income Community	2011-2015
Kentucky	Fayette	21067000900	Low-Income Community	2011-2015
Kentucky	Fayette	21067001100	Low-Income Community	2011-2015
Kentucky	Fayette	21067001300	Low-Income Community	2011-2015
Kentucky	Fleming	21069920100	Low-Income Community	2011-2015
Kentucky	Floyd	21071920100	Low-Income Community	2011-2015
Kentucky	Franklin	21073071200	Low-Income Community	2011-2015
Kentucky	Fulton	21075960100	Low-Income Community	2011-2015
Kentucky	Gallatin	21077960101	Low-Income Community	2011-2015
Kentucky	Grant	21081920300	Low-Income Community	2011-2015
Kentucky	Graves	21083020100	Low-Income Community	2011-2015
Kentucky	Green	21087930200	Low-Income Community	2011-2015
Kentucky	Greenup	21089040501	Non-LIC Contiguous	2011-2015
Kentucky	Greenup	21089040502	Low-Income Community	2011-2015
Kentucky	Harlan	21095970100	Low-Income Community	2011-2015
Kentucky	Hart	21099970400	Low-Income Community	2011-2015
Kentucky	Henderson	21101020602	Low-Income Community	2011-2015
Kentucky	Hopkins	21107971100	Low-Income Community	2011-2015
Kentucky	Jackson	21109960100	Low-Income Community	2011-2015
Kentucky	Jefferson	21111000200	Low-Income Community	2011-2015

AMERICAN OVERSIGHT

Designated Qualified Opportunity Zones

This document was updated **June 14, 2018**, to reflect the final Qualified Opportunity Zone designations for all States.

Please note that the below list of designated tracts is not the official list. The official list will be published in the Internal Revenue Bulletin at a later date.

Click arrow to filter state State	County	Census Tract Number	Tract Type	ACS Data Source
Kentucky	Jefferson	21111000600	Low-Income Community	2011-2015
Kentucky	Jefferson	21111001500	Low-Income Community	2011-2015
Kentucky	Jefferson	21111001800	Low-Income Community	2011-2015
Kentucky	Jefferson	21111002300	Low-Income Community	2011-2015
Kentucky	Jefferson	21111002400	Low-Income Community	2011-2015
Kentucky	Jefferson	21111002700	Low-Income Community	2011-2015
Kentucky	Jefferson	21111002800	Low-Income Community	2011-2015
Kentucky	Jefferson	21111003000	Low-Income Community	2011-2015
Kentucky	Jefferson	21111003500	Low-Income Community	2011-2015
Kentucky	Jefferson	21111003700	Low-Income Community	2011-2015
Kentucky	Jefferson	21111004900	Low-Income Community	2011-2015
Kentucky	Jefferson	21111005000	Low-Income Community	2011-2015
Kentucky	Jefferson	21111005100	Low-Income Community	2011-2015
Kentucky	Jefferson	21111005300	Low-Income Community	2011-2015
Kentucky	Jefferson	21111005900	Low-Income Community	2011-2015
Kentucky	Jefferson	21111006200	Low-Income Community	2011-2015
Kentucky	Jefferson	21111006500	Low-Income Community	2011-2015
Kentucky	Jefferson	21111007100	Low-Income Community	2011-2015
Kentucky	Jessamine	21113060504	Low-Income Community	2011-2015
Kentucky	Johnson	21115960400	Low-Income Community	2011-2015
Kentucky	Kenton	21117060700	Low-Income Community	2011-2015
Kentucky	Kenton	21117060900	Low-Income Community	2011-2015
Kentucky	Kenton	21117063800	Low-Income Community	2011-2015
Kentucky	Kenton	21117067000	Low-Income Community	2011-2015
Kentucky	Kenton	21117067100	Low-Income Community	2011-2015
Kentucky	Knott	21119960100	Low-Income Community	2011-2015
Kentucky	Knox	21121930500	Low-Income Community	2011-2015
Kentucky	Larue	21123960102	Low-Income Community	2011-2015
Kentucky	Leslie	21131920100	Low-Income Community	2011-2015
Kentucky	Letcher	21133950100	Low-Income Community	2011-2015
Kentucky	Lewis	21135930300	Low-Income Community	2011-2015
Kentucky	Lincoln	21137920101	Low-Income Community	2011-2015
Kentucky	Lincoln	21137920103	Low-Income Community	2011-2015
Kentucky	Logan	21141960500	Low-Income Community	2011-2015
Kentucky	McCracken	21145030300	Low-Income Community	2011-2015
Kentucky	McCracken	21145030400	Low-Income Community	2011-2015
Kentucky	McCreary	21147960300	Low-Income Community	2011-2015
Kentucky	Madison	21151010701	Low-Income Community	2011-2015
Kentucky	Madison	21151010800	Non-LIC Contiguous	2011-2015
Kentucky	Madison	21151010903	Low-Income Community	2011-2015
Kentucky	Magoffin	21153970100	Low-Income Community	2011-2015
Kentucky	Magoffin	21153970200	Low-Income Community	2011-2015
Kentucky	Magoffin	21153970400	Low-Income Community	2011-2015
Kentucky	Martin	21159950100	Low-Income Community	2011-2015
Kentucky	Martin	21159950200	Low-Income Community	2011-2015
Kentucky	Mason	21161960100	Low-Income Community	2011-2015
Kentucky	Menifee	21165960100	Low-Income Community	2011-2015
Kentucky	Metcalfe	21169960300	Low-Income Community	2011-2015
Kentucky	Montgomery	21173920200	Low-Income Community	2011-2015
Kentucky	Montgomery	21173920302	Low-Income Community	2011-2015
Kentucky	Montgomery	21173920400	Low-Income Community	2011-2015
Kentucky	Montgomery	21173920500	Low-Income Community	2011-2015
Kentucky	Morgan	21175950300	Low-Income Community	2011-2015

AMERICAN OVERSIGHT

Designated Qualified Opportunity Zones

This document was updated **June 14, 2018**, to reflect the final Qualified Opportunity Zone designations for all States.

Please note that the below list of designated tracts is not the official list. The official list will be published in the Internal Revenue Bulletin at a later date.

Click arrow to filter state State	County	Census Tract Number	Tract Type	ACS Data Source
Kentucky	Muhlenberg	21177960200	Low-Income Community	2011-2015
Kentucky	Muhlenberg	21177960400	Non-LIC Contiguous	2011-2015
Kentucky	Nicholas	21181960200	Low-Income Community	2011-2015
Kentucky	Ohio	21183920300	Low-Income Community	2011-2015
Kentucky	Ohio	21183920500	Low-Income Community	2011-2015
Kentucky	Owen	21187970200	Low-Income Community	2011-2015
Kentucky	Owsley	21189930100	Low-Income Community	2011-2015
Kentucky	Perry	21193970500	Low-Income Community	2011-2015
Kentucky	Perry	21193970600	Low-Income Community	2011-2015
Kentucky	Perry	21193971000	Low-Income Community	2011-2015
Kentucky	Pike	21195930100	Low-Income Community	2011-2015
Kentucky	Pike	21195930300	Low-Income Community	2011-2015
Kentucky	Pike	21195930400	Low-Income Community	2011-2015
Kentucky	Pike	21195930500	Low-Income Community	2011-2015
Kentucky	Pike	21195931100	Low-Income Community	2011-2015
Kentucky	Pike	21195931800	Low-Income Community	2011-2015
Kentucky	Pike	21195931900	Low-Income Community	2011-2015
Kentucky	Powell	21197970200	Low-Income Community	2011-2015
Kentucky	Pulaski	21199930100	Low-Income Community	2011-2015
Kentucky	Pulaski	21199931102	Low-Income Community	2011-2015
Kentucky	Robertson	21201970100	Low-Income Community	2011-2015
Kentucky	Rowan	21205950200	Low-Income Community	2011-2015
Kentucky	Russell	21207960102	Low-Income Community	2011-2015
Kentucky	Simpson	21213970400	Low-Income Community	2011-2015
Kentucky	Taylor	21217920500	Low-Income Community	2011-2015
Kentucky	Todd	21219950300	Low-Income Community	2011-2015
Kentucky	Union	21225950201	Low-Income Community	2011-2015
Kentucky	Warren	21227010200	Low-Income Community	2011-2015
Kentucky	Wayne	21231920400	Low-Income Community	2011-2015
Kentucky	Webster	21233960400	Low-Income Community	2011-2015
Kentucky	Whitley	21235920500	Low-Income Community	2011-2015
Kentucky	Whitley	21235920600	Low-Income Community	2011-2015
Kentucky	Wolfe	21237930200	Low-Income Community	2011-2015
Louisiana	Acadia	22001960100	Low-Income Community	2011-2015
Louisiana	Allen	22003950300	Low-Income Community	2011-2015
Louisiana	Ascension	22005030900	Low-Income Community	2011-2015
Louisiana	Ascension	22005031000	Low-Income Community	2011-2015
Louisiana	Assumption	22007050100	Low-Income Community	2011-2015
Louisiana	Avoyelles	22009030600	Low-Income Community	2011-2015
Louisiana	Avoyelles	22009030900	Low-Income Community	2011-2015
Louisiana	Beauregard	22011960300	Low-Income Community	2011-2015
Louisiana	Bienville	22013970100	Low-Income Community	2011-2015
Louisiana	Bienville	22013970200	Low-Income Community	2011-2015
Louisiana	Bossier	22015010601	Low-Income Community	2011-2015
Louisiana	Caddo	22017023400	Low-Income Community	2011-2015
Louisiana	Caddo	22017023800	Low-Income Community	2011-2015
Louisiana	Caddo	22017024303	Low-Income Community	2011-2015
Louisiana	Caddo	22017024601	Low-Income Community	2011-2015
Louisiana	Caddo	22017024900	Non-LIC Contiguous	2011-2015
Louisiana	Caddo	22017025100	Low-Income Community	2011-2015
Louisiana	Caddo	22017025300	Low-Income Community	2011-2015
Louisiana	Calcasieu	22019000100	Low-Income Community	2011-2015
Louisiana	Calcasieu	22019000200	Low-Income Community	2011-2015

AMERICAN OVERSIGHT

Designated Qualified Opportunity Zones

This document was updated **June 14, 2018**, to reflect the final Qualified Opportunity Zone designations for all States.

Please note that the below list of designated tracts is not the official list. The official list will be published in the Internal Revenue Bulletin at a later date.

Click arrow to filter state State	County	Census Tract Number	Tract Type	ACS Data Source
Louisiana	Calcasieu	22019000400	Low-Income Community	2011-2015
Louisiana	Calcasieu	22019001500	Low-Income Community	2011-2015
Louisiana	Calcasieu	22019001600	Low-Income Community	2011-2015
Louisiana	Concordia	22029000300	Low-Income Community	2011-2015
Louisiana	De Soto	22031950300	Low-Income Community	2011-2015
Louisiana	East Baton Rouge	22033000100	Low-Income Community	2011-2015
Louisiana	East Baton Rouge	22033000300	Low-Income Community	2011-2015
Louisiana	East Baton Rouge	22033000400	Low-Income Community	2011-2015
Louisiana	East Baton Rouge	22033000500	Low-Income Community	2011-2015
Louisiana	East Baton Rouge	22033000602	Low-Income Community	2011-2015
Louisiana	East Baton Rouge	22033000900	Low-Income Community	2011-2015
Louisiana	East Baton Rouge	22033001000	Low-Income Community	2011-2015
Louisiana	East Baton Rouge	22033001104	Low-Income Community	2011-2015
Louisiana	East Baton Rouge	22033002200	Low-Income Community	2011-2015
Louisiana	East Baton Rouge	22033002400	Low-Income Community	2011-2015
Louisiana	East Baton Rouge	22033002500	Low-Income Community	2011-2015
Louisiana	East Baton Rouge	22033003000	Low-Income Community	2011-2015
Louisiana	East Baton Rouge	22033003101	Low-Income Community	2011-2015
Louisiana	East Baton Rouge	22033003103	Low-Income Community	2011-2015
Louisiana	East Baton Rouge	22033003300	Low-Income Community	2011-2015
Louisiana	East Baton Rouge	22033003400	Low-Income Community	2011-2015
Louisiana	East Baton Rouge	22033004011	Low-Income Community	2011-2015
Louisiana	East Baton Rouge	22033004201	Low-Income Community	2011-2015
Louisiana	East Baton Rouge	22033004203	Low-Income Community	2011-2015
Louisiana	East Baton Rouge	22033005100	Low-Income Community	2011-2015
Louisiana	East Baton Rouge	22033005200	Low-Income Community	2011-2015
Louisiana	East Baton Rouge	22033005300	Low-Income Community	2011-2015
Louisiana	East Carroll	22035000200	Low-Income Community	2011-2015
Louisiana	East Feliciana	22037951502	Low-Income Community	2011-2015
Louisiana	Evangeline	22039950500	Low-Income Community	2011-2015
Louisiana	Evangeline	22039950600	Low-Income Community	2011-2015
Louisiana	Iberia	22045030500	Low-Income Community	2011-2015
Louisiana	Iberia	22045030900	Low-Income Community	2011-2015
Louisiana	Iberia	22045031000	Low-Income Community	2011-2015
Louisiana	Iberia	22045031100	Low-Income Community	2011-2015
Louisiana	Iberville	22047953000	Low-Income Community	2011-2015
Louisiana	Jackson	22049970300	Non-LIC Contiguous	2011-2015
Louisiana	Jefferson	22051020201	Low-Income Community	2011-2015
Louisiana	Jefferson	22051020202	Low-Income Community	2011-2015
Louisiana	Jefferson	22051020600	Low-Income Community	2011-2015
Louisiana	Jefferson	22051024600	Low-Income Community	2011-2015
Louisiana	Jefferson	22051025900	Low-Income Community	2011-2015
Louisiana	Jefferson	22051026900	Low-Income Community	2011-2015
Louisiana	Jefferson	22051028200	Low-Income Community	2011-2015
Louisiana	Jefferson Davis	22053000500	Low-Income Community	2011-2015
Louisiana	Lafayette	22055000100	Low-Income Community	2011-2015
Louisiana	Lafayette	22055000700	Low-Income Community	2011-2015
Louisiana	Lafayette	22055000800	Low-Income Community	2011-2015
Louisiana	Lafayette	22055000900	Low-Income Community	2011-2015
Louisiana	Lafayette	22055001001	Low-Income Community	2011-2015
Louisiana	Lafayette	22055001100	Low-Income Community	2011-2015
Louisiana	Lafayette	22055002200	Low-Income Community	2011-2015
Louisiana	Lafourche	22057020400	Low-Income Community	2011-2015

AMERICAN OVERSIGHT

Designated Qualified Opportunity Zones

This document was updated **June 14, 2018**, to reflect the final Qualified Opportunity Zone designations for all States.

Please note that the below list of designated tracts is not the official list. The official list will be published in the Internal Revenue Bulletin at a later date.

Click arrow to filter state State	County	Census Tract Number	Tract Type	ACS Data Source
Louisiana	Lafourche	22057020702	Low-Income Community	2011-2015
Louisiana	Lafourche	22057020900	Low-Income Community	2011-2015
Louisiana	Lincoln	22061960300	Low-Income Community	2011-2015
Louisiana	Lincoln	22061960400	Low-Income Community	2011-2015
Louisiana	Lincoln	22061960900	Low-Income Community	2011-2015
Louisiana	Livingston	22063040401	Low-Income Community	2011-2015
Louisiana	Livingston	22063040402	Non-LIC Contiguous	2011-2015
Louisiana	Livingston	22063040700	Low-Income Community	2011-2015
Louisiana	Morehouse	22067950400	Low-Income Community	2011-2015
Louisiana	Morehouse	22067950500	Low-Income Community	2011-2015
Louisiana	Morehouse	22067950600	Low-Income Community	2011-2015
Louisiana	Natchitoches	22069000600	Low-Income Community	2011-2015
Louisiana	Natchitoches	22069000700	Low-Income Community	2011-2015
Louisiana	Orleans	22071000200	Low-Income Community	2011-2015
Louisiana	Orleans	22071000605	Low-Income Community	2011-2015
Louisiana	Orleans	22071000904	Low-Income Community	2011-2015
Louisiana	Orleans	22071001730	Low-Income Community	2011-2015
Louisiana	Orleans	22071001736	Low-Income Community	2011-2015
Louisiana	Orleans	22071001751	Low-Income Community	2011-2015
Louisiana	Orleans	22071002700	Low-Income Community	2011-2015
Louisiana	Orleans	22071002900	Low-Income Community	2011-2015
Louisiana	Orleans	22071003307	Low-Income Community	2011-2015
Louisiana	Orleans	22071003400	Low-Income Community	2011-2015
Louisiana	Orleans	22071004000	Low-Income Community	2011-2015
Louisiana	Orleans	22071004401	Low-Income Community	2011-2015
Louisiana	Orleans	22071004900	Low-Income Community	2011-2015
Louisiana	Orleans	22071006000	Low-Income Community	2011-2015
Louisiana	Orleans	22071006300	Low-Income Community	2011-2015
Louisiana	Orleans	22071007101	Low-Income Community	2011-2015
Louisiana	Orleans	22071007200	Low-Income Community	2011-2015
Louisiana	Orleans	22071007700	Non-LIC Contiguous	2011-2015
Louisiana	Orleans	22071008400	Low-Income Community	2011-2015
Louisiana	Orleans	22071009400	Low-Income Community	2011-2015
Louisiana	Orleans	22071011100	Low-Income Community	2011-2015
Louisiana	Orleans	22071013400	Low-Income Community	2011-2015
Louisiana	Orleans	22071013700	Low-Income Community	2011-2015
Louisiana	Orleans	22071014000	Low-Income Community	2011-2015
Louisiana	Orleans	22071014300	Low-Income Community	2011-2015
Louisiana	Ouachita	22073000600	Low-Income Community	2011-2015
Louisiana	Ouachita	22073001400	Low-Income Community	2011-2015
Louisiana	Ouachita	22073010603	Low-Income Community	2011-2015
Louisiana	Ouachita	22073010900	Low-Income Community	2011-2015
Louisiana	Pointe Coupee	22077951900	Low-Income Community	2011-2015
Louisiana	Pointe Coupee	22077952300	Low-Income Community	2011-2015
Louisiana	Rapides	22079010500	Low-Income Community	2011-2015
Louisiana	Rapides	22079011300	Low-Income Community	2011-2015
Louisiana	Rapides	22079013900	Low-Income Community	2011-2015
Louisiana	Richland	22083970500	Low-Income Community	2011-2015
Louisiana	St. Bernard	22087030300	Low-Income Community	2011-2015
Louisiana	St. Bernard	22087030400	Low-Income Community	2011-2015
Louisiana	St. Bernard	22087030800	Low-Income Community	2011-2015
Louisiana	St. Charles	22089062700	Low-Income Community	2011-2015
Louisiana	St. Helena	22091951100	Low-Income Community	2011-2015

AMERICAN OVERSIGHT

Designated Qualified Opportunity Zones

This document was updated **June 14, 2018**, to reflect the final Qualified Opportunity Zone designations for all States.

Please note that the below list of designated tracts is not the official list. The official list will be published in the Internal Revenue Bulletin at a later date.

Click arrow to filter state State	County	Census Tract Number	Tract Type	ACS Data Source
Louisiana	St. James	22093040400	Low-Income Community	2011-2015
Louisiana	St. James	22093040500	Low-Income Community	2011-2015
Louisiana	St. John the Baptist	22095071100	Low-Income Community	2011-2015
Louisiana	St. Landry	22097961100	Low-Income Community	2011-2015
Louisiana	St. Landry	22097961300	Low-Income Community	2011-2015
Louisiana	St. Landry	22097961400	Low-Income Community	2011-2015
Louisiana	St. Landry	22097961600	Low-Income Community	2011-2015
Louisiana	St. Martin	22099020501	Low-Income Community	2011-2015
Louisiana	St. Mary	22101040300	Low-Income Community	2011-2015
Louisiana	St. Mary	22101040400	Low-Income Community	2011-2015
Louisiana	St. Mary	22101040500	Low-Income Community	2011-2015
Louisiana	St. Mary	22101041200	Low-Income Community	2011-2015
Louisiana	St. Tammany	22103040704	Low-Income Community	2011-2015
Louisiana	Tangipahoa	22105953600	Low-Income Community	2011-2015
Louisiana	Tangipahoa	22105953800	Low-Income Community	2011-2015
Louisiana	Terrebonne	22109000101	Non-LIC Contiguous	2011-2015
Louisiana	Terrebonne	22109000500	Low-Income Community	2011-2015
Louisiana	Vermilion	22113950700	Low-Income Community	2011-2015
Louisiana	Vernon	22115950400	Low-Income Community	2011-2015
Louisiana	Washington	22117950500	Low-Income Community	2011-2015
Louisiana	Washington	22117951000	Low-Income Community	2011-2015
Louisiana	Webster	22119031200	Low-Income Community	2011-2015
Louisiana	West Baton Rouge	22121020200	Low-Income Community	2011-2015
Louisiana	Winn	22127960200	Low-Income Community	2011-2015
Maine	Androscoggin	23001010500	Low-Income Community	2011-2015
Maine	Androscoggin	23001020300	Low-Income Community	2011-2015
Maine	Aroostook	23003950100	Low-Income Community	2011-2015
Maine	Aroostook	23003950300	Non-LIC Contiguous	2011-2015
Maine	Aroostook	23003951000	Low-Income Community	2011-2015
Maine	Aroostook	23003951600	Low-Income Community	2011-2015
Maine	Cumberland	23005000300	Low-Income Community	2011-2015
Maine	Cumberland	23005002800	Low-Income Community	2011-2015
Maine	Cumberland	23005003000	Low-Income Community	2011-2015
Maine	Cumberland	23005011100	Low-Income Community	2011-2015
Maine	Hancock	23009965503	Low-Income Community	2011-2015
Maine	Kennebec	23011010300	Low-Income Community	2011-2015
Maine	Kennebec	23011024102	Low-Income Community	2011-2015
Maine	Oxford	23017965500	Low-Income Community	2011-2015
Maine	Oxford	23017965600	Low-Income Community	2011-2015
Maine	Oxford	23017966200	Low-Income Community	2011-2015
Maine	Penobscot	23019000300	Low-Income Community	2011-2015
Maine	Penobscot	23019004100	Low-Income Community	2011-2015
Maine	Penobscot	23019007100	Low-Income Community	2011-2015
Maine	Penobscot	23019027000	Low-Income Community	2011-2015
Maine	Penobscot	23019028000	Low-Income Community	2011-2015
Maine	Penobscot	23019030000	Low-Income Community	2011-2015
Maine	Penobscot	23019031000	Low-Income Community	2011-2015
Maine	Piscataquis	23021960301	Low-Income Community	2011-2015
Maine	Sagadahoc	23023970600	Low-Income Community	2011-2015
Maine	Somerset	23025965900	Low-Income Community	2011-2015
Maine	Somerset	23025966500	Low-Income Community	2011-2015
Maine	Waldo	23027043000	Low-Income Community	2011-2015
Maine	Washington	23029955400	Non-LIC Contiguous	2011-2015

AMERICAN OVERSIGHT

Designated Qualified Opportunity Zones

This document was updated **June 14, 2018**, to reflect the final Qualified Opportunity Zone designations for all States.

Please note that the below list of designated tracts is not the official list. The official list will be published in the Internal Revenue Bulletin at a later date.

Click arrow to filter state State	County	Census Tract Number	Tract Type	ACS Data Source
Maine	Washington	23029955500	Low-Income Community	2011-2015
Maine	Washington	23029955900	Low-Income Community	2011-2015
Maine	York	23031005200	Low-Income Community	2011-2015
Maryland	Allegany	24001000800	Low-Income Community	2011-2015
Maryland	Allegany	24001001000	Low-Income Community	2011-2015
Maryland	Allegany	24001001100	Low-Income Community	2011-2015
Maryland	Allegany	24001001800	Low-Income Community	2011-2015
Maryland	Anne Arundel	24003740603	Low-Income Community	2011-2015
Maryland	Anne Arundel	24003750101	Low-Income Community	2011-2015
Maryland	Anne Arundel	24003750102	Low-Income Community	2011-2015
Maryland	Anne Arundel	24003750201	Low-Income Community	2011-2015
Maryland	Baltimore	24005401507	Low-Income Community	2011-2015
Maryland	Baltimore	24005402406	Low-Income Community	2011-2015
Maryland	Baltimore	24005404102	Low-Income Community	2011-2015
Maryland	Baltimore	24005404202	Low-Income Community	2011-2015
Maryland	Baltimore	24005421102	Low-Income Community	2011-2015
Maryland	Baltimore	24005421300	Low-Income Community	2011-2015
Maryland	Baltimore	24005450501	Low-Income Community	2011-2015
Maryland	Baltimore	24005450800	Low-Income Community	2011-2015
Maryland	Baltimore	24005451600	Low-Income Community	2011-2015
Maryland	Baltimore	24005492500	Low-Income Community	2011-2015
Maryland	Calvert	24009860703	Low-Income Community	2011-2015
Maryland	Calvert	24009861003	Non-LIC Contiguous	2011-2015
Maryland	Calvert	24009861004	Low-Income Community	2011-2015
Maryland	Caroline	24011955302	Low-Income Community	2011-2015
Maryland	Caroline	24011955600	Low-Income Community	2011-2015
Maryland	Carroll	24013507601	Low-Income Community	2011-2015
Maryland	Cecil	24015030400	Low-Income Community	2011-2015
Maryland	Cecil	24015030505	Low-Income Community	2011-2015
Maryland	Cecil	24015030906	Low-Income Community	2011-2015
Maryland	Charles	24017850202	Low-Income Community	2011-2015
Maryland	Charles	24017850709	Non-LIC Contiguous	2011-2015
Maryland	Charles	24017850802	Low-Income Community	2011-2015
Maryland	Dorchester	24019970400	Low-Income Community	2011-2015
Maryland	Dorchester	24019970600	Low-Income Community	2011-2015
Maryland	Frederick	24021750300	Low-Income Community	2011-2015
Maryland	Frederick	24021751003	Low-Income Community	2011-2015
Maryland	Frederick	24021765100	Low-Income Community	2011-2015
Maryland	Frederick	24021772200	Low-Income Community	2011-2015
Maryland	Frederick	24021775400	Low-Income Community	2011-2015
Maryland	Garrett	24023000200	Low-Income Community	2011-2015
Maryland	Garrett	24023000600	Low-Income Community	2011-2015
Maryland	Garrett	24023000700	Low-Income Community	2011-2015
Maryland	Harford	24025301302	Low-Income Community	2011-2015
Maryland	Harford	24025302902	Low-Income Community	2011-2015
Maryland	Harford	24025306100	Low-Income Community	2011-2015
Maryland	Harford	24025306200	Low-Income Community	2011-2015
Maryland	Howard	24027601107	Low-Income Community	2011-2015
Maryland	Kent	24029950300	Low-Income Community	2011-2015
Maryland	Montgomery	24031700713	Low-Income Community	2011-2015
Maryland	Montgomery	24031700723	Low-Income Community	2011-2015
Maryland	Montgomery	24031700724	Low-Income Community	2011-2015
Maryland	Montgomery	24031700813	Low-Income Community	2011-2015

AMERICAN OVERSIGHT

Designated Qualified Opportunity Zones

This document was updated **June 14, 2018**, to reflect the final Qualified Opportunity Zone designations for all States.

Please note that the below list of designated tracts is not the official list. The official list will be published in the Internal Revenue Bulletin at a later date.

Click arrow to filter state State	County	Census Tract Number	Tract Type	ACS Data Source
Maryland	Montgomery	24031700830	Low-Income Community	2011-2015
Maryland	Montgomery	24031700904	Low-Income Community	2011-2015
Maryland	Montgomery	24031701421	Low-Income Community	2011-2015
Maryland	Montgomery	24031701509	Low-Income Community	2011-2015
Maryland	Montgomery	24031701703	Low-Income Community	2011-2015
Maryland	Montgomery	24031702000	Low-Income Community	2011-2015
Maryland	Montgomery	24031702301	Low-Income Community	2011-2015
Maryland	Montgomery	24031702500	Low-Income Community	2011-2015
Maryland	Montgomery	24031702601	Low-Income Community	2011-2015
Maryland	Montgomery	24031703800	Low-Income Community	2011-2015
Maryland	Prince George's	24033801500	Low-Income Community	2011-2015
Maryland	Prince George's	24033801600	Low-Income Community	2011-2015
Maryland	Prince George's	24033801802	Low-Income Community	2011-2015
Maryland	Prince George's	24033801807	Low-Income Community	2011-2015
Maryland	Prince George's	24033802204	Non-LIC Contiguous	2011-2015
Maryland	Prince George's	24033802405	Low-Income Community	2011-2015
Maryland	Prince George's	24033802700	Low-Income Community	2011-2015
Maryland	Prince George's	24033802803	Low-Income Community	2011-2015
Maryland	Prince George's	24033802804	Low-Income Community	2011-2015
Maryland	Prince George's	24033802901	Low-Income Community	2011-2015
Maryland	Prince George's	24033803508	Low-Income Community	2011-2015
Maryland	Prince George's	24033803514	Low-Income Community	2011-2015
Maryland	Prince George's	24033803519	Non-LIC Contiguous	2011-2015
Maryland	Prince George's	24033803525	Low-Income Community	2011-2015
Maryland	Prince George's	24033803602	Low-Income Community	2011-2015
Maryland	Prince George's	24033803605	Low-Income Community	2011-2015
Maryland	Prince George's	24033803612	Low-Income Community	2011-2015
Maryland	Prince George's	24033804102	Low-Income Community	2011-2015
Maryland	Prince George's	24033804600	Low-Income Community	2011-2015
Maryland	Prince George's	24033805601	Low-Income Community	2011-2015
Maryland	Prince George's	24033805908	Low-Income Community	2011-2015
Maryland	Prince George's	24033806000	Low-Income Community	2011-2015
Maryland	Prince George's	24033806601	Low-Income Community	2011-2015
Maryland	Prince George's	24033807000	Low-Income Community	2011-2015
Maryland	Prince George's	24033807200	Low-Income Community	2011-2015
Maryland	Queen Anne's	24035810300	Low-Income Community	2011-2015
Maryland	St. Mary's	24037876001	Low-Income Community	2011-2015
Maryland	Somerset	24039930101	Low-Income Community	2011-2015
Maryland	Somerset	24039930500	Low-Income Community	2011-2015
Maryland	Somerset	24039930600	Low-Income Community	2011-2015
Maryland	Talbot	24041960300	Low-Income Community	2011-2015
Maryland	Talbot	24041960400	Low-Income Community	2011-2015
Maryland	Washington	24043000400	Low-Income Community	2011-2015
Maryland	Washington	24043000500	Low-Income Community	2011-2015
Maryland	Washington	24043000700	Low-Income Community	2011-2015
Maryland	Washington	24043000800	Low-Income Community	2011-2015
Maryland	Washington	24043010802	Low-Income Community	2011-2015
Maryland	Wicomico	24045000100	Low-Income Community	2011-2015
Maryland	Wicomico	24045000200	Low-Income Community	2011-2015
Maryland	Wicomico	24045000500	Low-Income Community	2011-2015
Maryland	Wicomico	24045010101	Low-Income Community	2011-2015
Maryland	Wicomico	24045010102	Low-Income Community	2011-2015
Maryland	Wicomico	24045010502	Low-Income Community	2011-2015

AMERICAN OVERSIGHT

Designated Qualified Opportunity Zones

This document was updated **June 14, 2018**, to reflect the final Qualified Opportunity Zone designations for all States.

Please note that the below list of designated tracts is not the official list. The official list will be published in the Internal Revenue Bulletin at a later date.

Click arrow to filter state State	County	Census Tract Number	Tract Type	ACS Data Source
Maryland	Wicomico	24045010603	Low-Income Community	2011-2015
Maryland	Worcester	24047950000	Low-Income Community	2011-2015
Maryland	Worcester	24047951000	Low-Income Community	2011-2015
Maryland	Worcester	24047951300	Low-Income Community	2011-2015
Maryland	Baltimore	24510030100	Low-Income Community	2011-2015
Maryland	Baltimore	24510040100	Low-Income Community	2011-2015
Maryland	Baltimore	24510070400	Low-Income Community	2011-2015
Maryland	Baltimore	24510080200	Low-Income Community	2011-2015
Maryland	Baltimore	24510080400	Low-Income Community	2011-2015
Maryland	Baltimore	24510080700	Low-Income Community	2011-2015
Maryland	Baltimore	24510080800	Low-Income Community	2011-2015
Maryland	Baltimore	24510090800	Low-Income Community	2011-2015
Maryland	Baltimore	24510100100	Low-Income Community	2011-2015
Maryland	Baltimore	24510120500	Low-Income Community	2011-2015
Maryland	Baltimore	24510130200	Low-Income Community	2011-2015
Maryland	Baltimore	24510130300	Low-Income Community	2011-2015
Maryland	Baltimore	24510140200	Low-Income Community	2011-2015
Maryland	Baltimore	24510140300	Low-Income Community	2011-2015
Maryland	Baltimore	24510150100	Low-Income Community	2011-2015
Maryland	Baltimore	24510150400	Low-Income Community	2011-2015
Maryland	Baltimore	24510150500	Low-Income Community	2011-2015
Maryland	Baltimore	24510150600	Low-Income Community	2011-2015
Maryland	Baltimore	24510160400	Low-Income Community	2011-2015
Maryland	Baltimore	24510160500	Low-Income Community	2011-2015
Maryland	Baltimore	24510170200	Low-Income Community	2011-2015
Maryland	Baltimore	24510180100	Low-Income Community	2011-2015
Maryland	Baltimore	24510180300	Low-Income Community	2011-2015
Maryland	Baltimore	24510200100	Low-Income Community	2011-2015
Maryland	Baltimore	24510200200	Low-Income Community	2011-2015
Maryland	Baltimore	24510210100	Low-Income Community	2011-2015
Maryland	Baltimore	24510230300	Low-Income Community	2011-2015
Maryland	Baltimore	24510250203	Low-Income Community	2011-2015
Maryland	Baltimore	24510250204	Low-Income Community	2011-2015
Maryland	Baltimore	24510250205	Low-Income Community	2011-2015
Maryland	Baltimore	24510250207	Low-Income Community	2011-2015
Maryland	Baltimore	24510250301	Low-Income Community	2011-2015
Maryland	Baltimore	24510250401	Low-Income Community	2011-2015
Maryland	Baltimore	24510250500	Low-Income Community	2011-2015
Maryland	Baltimore	24510260404	Low-Income Community	2011-2015
Maryland	Baltimore	24510260501	Low-Income Community	2011-2015
Maryland	Baltimore	24510260605	Low-Income Community	2011-2015
Maryland	Baltimore	24510260700	Low-Income Community	2011-2015
Maryland	Baltimore	24510270903	Low-Income Community	2011-2015
Maryland	Baltimore	24510271600	Low-Income Community	2011-2015
Maryland	Baltimore	24510271700	Low-Income Community	2011-2015
Maryland	Baltimore	24510280500	Low-Income Community	2011-2015
Massachusetts	Barnstable	25001010100	Low-Income Community	2011-2015
Massachusetts	Barnstable	25001011600	Low-Income Community	2011-2015
Massachusetts	Barnstable	25001012002	Low-Income Community	2011-2015
Massachusetts	Barnstable	25001014100	Low-Income Community	2011-2015
Massachusetts	Barnstable	25001014500	Low-Income Community	2011-2015
Massachusetts	Barnstable	25001015300	Low-Income Community	2011-2015
Massachusetts	Berkshire	25003900100	Low-Income Community	2011-2015

AMERICAN OVERSIGHT

Designated Qualified Opportunity Zones

This document was updated **June 14, 2018**, to reflect the final Qualified Opportunity Zone designations for all States.

Please note that the below list of designated tracts is not the official list. The official list will be published in the Internal Revenue Bulletin at a later date.

Click arrow to filter state State	County	Census Tract Number	Tract Type	ACS Data Source
Massachusetts	Berkshire	25003900200	Low-Income Community	2011-2015
Massachusetts	Berkshire	25003921400	Low-Income Community	2011-2015
Massachusetts	Berkshire	25003922100	Low-Income Community	2011-2015
Massachusetts	Berkshire	25003922300	Low-Income Community	2012-2016
Massachusetts	Berkshire	25003935300	Low-Income Community	2011-2015
Massachusetts	Bristol	25005613800	Low-Income Community	2011-2015
Massachusetts	Bristol	25005630101	Low-Income Community	2011-2015
Massachusetts	Bristol	25005630102	Low-Income Community	2011-2015
Massachusetts	Bristol	25005641101	Low-Income Community	2011-2015
Massachusetts	Bristol	25005641200	Low-Income Community	2011-2015
Massachusetts	Bristol	25005642000	Low-Income Community	2011-2015
Massachusetts	Bristol	25005644200	Low-Income Community	2011-2015
Massachusetts	Bristol	25005651200	Low-Income Community	2011-2015
Massachusetts	Bristol	25005651300	Low-Income Community	2011-2015
Massachusetts	Bristol	25005651800	Low-Income Community	2011-2015
Massachusetts	Bristol	25005651900	Low-Income Community	2011-2015
Massachusetts	Bristol	25005655300	Low-Income Community	2012-2016
Massachusetts	Essex	25009204200	Low-Income Community	2011-2015
Massachusetts	Essex	25009204701	Low-Income Community	2011-2015
Massachusetts	Essex	25009206100	Low-Income Community	2011-2015
Massachusetts	Essex	25009206800	Low-Income Community	2011-2015
Massachusetts	Essex	25009207000	Low-Income Community	2011-2015
Massachusetts	Essex	25009207200	Low-Income Community	2011-2015
Massachusetts	Essex	25009208102	Low-Income Community	2011-2015
Massachusetts	Essex	25009210700	Low-Income Community	2011-2015
Massachusetts	Essex	25009210800	Low-Income Community	2011-2015
Massachusetts	Essex	25009217400	Low-Income Community	2012-2016
Massachusetts	Essex	25009221400	Low-Income Community	2011-2015
Massachusetts	Essex	25009221500	Low-Income Community	2011-2015
Massachusetts	Essex	25009250100	Low-Income Community	2011-2015
Massachusetts	Essex	25009250300	Low-Income Community	2011-2015
Massachusetts	Essex	25009250800	Low-Income Community	2011-2015
Massachusetts	Essex	25009251600	Low-Income Community	2011-2015
Massachusetts	Essex	25009252300	Low-Income Community	2011-2015
Massachusetts	Essex	25009252400	Low-Income Community	2011-2015
Massachusetts	Essex	25009260200	Low-Income Community	2011-2015
Massachusetts	Essex	25009260800	Low-Income Community	2011-2015
Massachusetts	Franklin	25011040100	Low-Income Community	2011-2015
Massachusetts	Franklin	25011040400	Low-Income Community	2011-2015
Massachusetts	Franklin	25011040501	Low-Income Community	2011-2015
Massachusetts	Franklin	25011040502	Low-Income Community	2011-2015
Massachusetts	Franklin	25011040701	Low-Income Community	2011-2015
Massachusetts	Franklin	25011041300	Low-Income Community	2011-2015
Massachusetts	Franklin	25011041400	Low-Income Community	2011-2015
Massachusetts	Hampden	25013800600	Low-Income Community	2011-2015
Massachusetts	Hampden	25013800900	Low-Income Community	2011-2015
Massachusetts	Hampden	25013801101	Low-Income Community	2011-2015
Massachusetts	Hampden	25013801200	Low-Income Community	2011-2015
Massachusetts	Hampden	25013801700	Low-Income Community	2011-2015
Massachusetts	Hampden	25013801800	Low-Income Community	2011-2015
Massachusetts	Hampden	25013801902	Low-Income Community	2011-2015
Massachusetts	Hampden	25013810300	Low-Income Community	2011-2015
Massachusetts	Hampden	25013810403	Low-Income Community	2011-2015

AMERICAN OVERSIGHT

Designated Qualified Opportunity Zones

This document was updated **June 14, 2018**, to reflect the final Qualified Opportunity Zone designations for all States.

Please note that the below list of designated tracts is not the official list. The official list will be published in the Internal Revenue Bulletin at a later date.

Click arrow to filter state State	County	Census Tract Number	Tract Type	ACS Data Source
Massachusetts	Hampden	25013810800	Low-Income Community	2011-2015
Massachusetts	Hampden	25013811400	Low-Income Community	2011-2015
Massachusetts	Hampden	25013811700	Low-Income Community	2011-2015
Massachusetts	Hampden	25013812300	Low-Income Community	2011-2015
Massachusetts	Hampden	25013812702	Low-Income Community	2011-2015
Massachusetts	Hampden	25013813207	Low-Income Community	2011-2015
Massachusetts	Hampshire	25015820102	Low-Income Community	2011-2015
Massachusetts	Hampshire	25015820300	Low-Income Community	2011-2015
Massachusetts	Hampshire	25015821100	Low-Income Community	2011-2015
Massachusetts	Hampshire	25015821602	Low-Income Community	2012-2016
Massachusetts	Hampshire	25015821903	Low-Income Community	2011-2015
Massachusetts	Hampshire	25015822402	Low-Income Community	2011-2015
Massachusetts	Middlesex	25017310100	Low-Income Community	2011-2015
Massachusetts	Middlesex	25017311600	Low-Income Community	2011-2015
Massachusetts	Middlesex	25017311700	Low-Income Community	2011-2015
Massachusetts	Middlesex	25017311800	Low-Income Community	2011-2015
Massachusetts	Middlesex	25017311900	Low-Income Community	2011-2015
Massachusetts	Middlesex	25017321200	Low-Income Community	2011-2015
Massachusetts	Middlesex	25017321300	Low-Income Community	2011-2015
Massachusetts	Middlesex	25017339700	Low-Income Community	2011-2015
Massachusetts	Middlesex	25017341200	Low-Income Community	2011-2015
Massachusetts	Middlesex	25017341300	Low-Income Community	2011-2015
Massachusetts	Middlesex	25017342400	Low-Income Community	2011-2015
Massachusetts	Middlesex	25017350103	Low-Income Community	2011-2015
Massachusetts	Middlesex	25017351500	Low-Income Community	2011-2015
Massachusetts	Middlesex	25017354900	Low-Income Community	2011-2015
Massachusetts	Middlesex	25017383101	Low-Income Community	2011-2015
Massachusetts	Middlesex	25017383102	Low-Income Community	2011-2015
Massachusetts	Norfolk	25021417701	Low-Income Community	2011-2015
Massachusetts	Norfolk	25021417901	Low-Income Community	2011-2015
Massachusetts	Norfolk	25021420202	Non-LIC Contiguous	2011-2015
Massachusetts	Norfolk	25021420301	Low-Income Community	2011-2015
Massachusetts	Norfolk	25021422502	Low-Income Community	2011-2015
Massachusetts	Plymouth	25023502200	Low-Income Community	2011-2015
Massachusetts	Plymouth	25023510503	Low-Income Community	2011-2015
Massachusetts	Plymouth	25023510700	Low-Income Community	2011-2015
Massachusetts	Plymouth	25023510900	Low-Income Community	2011-2015
Massachusetts	Plymouth	25023511000	Low-Income Community	2011-2015
Massachusetts	Plymouth	25023545400	Low-Income Community	2011-2015
Massachusetts	Plymouth	25023561200	Low-Income Community	2011-2015
Massachusetts	Suffolk	25025040200	Low-Income Community	2011-2015
Massachusetts	Suffolk	25025040300	Low-Income Community	2011-2015
Massachusetts	Suffolk	25025040801	Low-Income Community	2011-2015
Massachusetts	Suffolk	25025060700	Low-Income Community	2011-2015
Massachusetts	Suffolk	25025061000	Low-Income Community	2011-2015
Massachusetts	Suffolk	25025061101	Low-Income Community	2011-2015
Massachusetts	Suffolk	25025080500	Low-Income Community	2011-2015
Massachusetts	Suffolk	25025080601	Low-Income Community	2011-2015
Massachusetts	Suffolk	25025081200	Low-Income Community	2011-2015
Massachusetts	Suffolk	25025090901	Low-Income Community	2011-2015
Massachusetts	Suffolk	25025160200	Low-Income Community	2011-2015
Massachusetts	Suffolk	25025160400	Low-Income Community	2011-2015
Massachusetts	Suffolk	25025170501	Low-Income Community	2011-2015

AMERICAN OVERSIGHT

Designated Qualified Opportunity Zones

This document was updated **June 14, 2018**, to reflect the final Qualified Opportunity Zone designations for all States.

Please note that the below list of designated tracts is not the official list. The official list will be published in the Internal Revenue Bulletin at a later date.

Click arrow to filter state State	County	Census Tract Number	Tract Type	ACS Data Source
Massachusetts	Suffolk	25025170702	Low-Income Community	2011-2015
Massachusetts	Suffolk	25025180500	Low-Income Community	2011-2015
Massachusetts	Suffolk	25025980101	Low-Income Community	2011-2015
Massachusetts	Suffolk	25025980300	Low-Income Community	2011-2015
Massachusetts	Suffolk	25025981100	Low-Income Community	2011-2015
Massachusetts	Worcester	25027703100	Low-Income Community	2011-2015
Massachusetts	Worcester	25027703200	Low-Income Community	2011-2015
Massachusetts	Worcester	25027707200	Low-Income Community	2011-2015
Massachusetts	Worcester	25027707300	Low-Income Community	2011-2015
Massachusetts	Worcester	25027709400	Low-Income Community	2011-2015
Massachusetts	Worcester	25027709600	Low-Income Community	2011-2015
Massachusetts	Worcester	25027710600	Low-Income Community	2011-2015
Massachusetts	Worcester	25027710700	Low-Income Community	2011-2015
Massachusetts	Worcester	25027716200	Low-Income Community	2011-2015
Massachusetts	Worcester	25027716300	Low-Income Community	2012-2016
Massachusetts	Worcester	25027726200	Low-Income Community	2011-2015
Massachusetts	Worcester	25027730500	Low-Income Community	2011-2015
Massachusetts	Worcester	25027731300	Low-Income Community	2011-2015
Massachusetts	Worcester	25027731400	Low-Income Community	2011-2015
Massachusetts	Worcester	25027731700	Low-Income Community	2011-2015
Massachusetts	Worcester	25027732500	Low-Income Community	2011-2015
Massachusetts	Worcester	25027732801	Low-Income Community	2011-2015
Massachusetts	Worcester	25027754200	Low-Income Community	2011-2015
Massachusetts	Worcester	25027757100	Low-Income Community	2011-2015
Massachusetts	Worcester	25027757300	Low-Income Community	2011-2015
Michigan	Alcona	26001970400	Low-Income Community	2011-2015
Michigan	Alger	26003000100	Low-Income Community	2011-2015
Michigan	Allegan	26005032401	Low-Income Community	2011-2015
Michigan	Alpena	26007000400	Low-Income Community	2011-2015
Michigan	Antrim	26009960700	Low-Income Community	2011-2015
Michigan	Arenac	26011970500	Low-Income Community	2011-2015
Michigan	Baraga	26013000100	Low-Income Community	2011-2015
Michigan	Barry	26015011300	Low-Income Community	2011-2015
Michigan	Bay	26017286500	Low-Income Community	2011-2015
Michigan	Bay	26017286600	Low-Income Community	2011-2015
Michigan	Berrien	26021000400	Low-Income Community	2011-2015
Michigan	Berrien	26021002100	Low-Income Community	2011-2015
Michigan	Berrien	26021002500	Low-Income Community	2011-2015
Michigan	Berrien	26021010300	Low-Income Community	2011-2015
Michigan	Berrien	26021020500	Low-Income Community	2011-2015
Michigan	Branch	26023951600	Low-Income Community	2011-2015
Michigan	Calhoun	26025000200	Low-Income Community	2011-2015
Michigan	Calhoun	26025003400	Low-Income Community	2011-2015
Michigan	Calhoun	26025004000	Low-Income Community	2011-2015
Michigan	Calhoun	26025004100	Low-Income Community	2011-2015
Michigan	Cass	26027002100	Low-Income Community	2011-2015
Michigan	Charlevoix	26029001100	Low-Income Community	2011-2015
Michigan	Cheboygan	26031960200	Low-Income Community	2011-2015
Michigan	Chippewa	26033970200	Low-Income Community	2011-2015
Michigan	Chippewa	26033970500	Low-Income Community	2011-2015
Michigan	Clare	26035000600	Low-Income Community	2011-2015
Michigan	Clare	26035001300	Low-Income Community	2011-2015
Michigan	Clinton	26037010801	Low-Income Community	2011-2015

AMERICAN OVERSIGHT

Designated Qualified Opportunity Zones

This document was updated **June 14, 2018**, to reflect the final Qualified Opportunity Zone designations for all States.

Please note that the below list of designated tracts is not the official list. The official list will be published in the Internal Revenue Bulletin at a later date.

Click arrow to filter state State	County	Census Tract Number	Tract Type	ACS Data Source
Michigan	Crawford	26039960200	Non-LIC Contiguous	2011-2015
Michigan	Delta	26041970800	Low-Income Community	2011-2015
Michigan	Dickinson	26043950400	Low-Income Community	2011-2015
Michigan	Eaton	26045020901	Low-Income Community	2011-2015
Michigan	Emmet	26047970100	Low-Income Community	2011-2015
Michigan	Genesee	26049000300	Low-Income Community	2011-2015
Michigan	Genesee	26049000500	Low-Income Community	2011-2015
Michigan	Genesee	26049001500	Low-Income Community	2011-2015
Michigan	Genesee	26049001600	Low-Income Community	2011-2015
Michigan	Genesee	26049001700	Low-Income Community	2011-2015
Michigan	Genesee	26049002200	Low-Income Community	2011-2015
Michigan	Genesee	26049002800	Low-Income Community	2011-2015
Michigan	Genesee	26049003700	Low-Income Community	2011-2015
Michigan	Genesee	26049010501	Low-Income Community	2011-2015
Michigan	Genesee	26049010502	Low-Income Community	2011-2015
Michigan	Genesee	26049010912	Low-Income Community	2011-2015
Michigan	Genesee	26049011210	Low-Income Community	2011-2015
Michigan	Genesee	26049011212	Low-Income Community	2011-2015
Michigan	Genesee	26049011508	Low-Income Community	2011-2015
Michigan	Genesee	26049012202	Low-Income Community	2011-2015
Michigan	Genesee	26049013600	Low-Income Community	2011-2015
Michigan	Gladwin	26051000700	Low-Income Community	2011-2015
Michigan	Gladwin	26051000800	Low-Income Community	2011-2015
Michigan	Gogebic	26053950600	Low-Income Community	2011-2015
Michigan	Grand Traverse	26055551300	Low-Income Community	2011-2015
Michigan	Gratiot	26057000500	Low-Income Community	2011-2015
Michigan	Hillsdale	26059050700	Low-Income Community	2011-2015
Michigan	Hillsdale	26059050800	Low-Income Community	2011-2015
Michigan	Houghton	26061000800	Low-Income Community	2011-2015
Michigan	Huron	26063951000	Low-Income Community	2011-2015
Michigan	Ingham	26065003301	Low-Income Community	2011-2015
Michigan	Ingham	26065003602	Low-Income Community	2011-2015
Michigan	Ingham	26065003700	Low-Income Community	2011-2015
Michigan	Ingham	26065004301	Low-Income Community	2011-2015
Michigan	Ingham	26065005100	Low-Income Community	2011-2015
Michigan	Ingham	26065005303	Low-Income Community	2011-2015
Michigan	Ingham	26065005402	Low-Income Community	2011-2015
Michigan	Ingham	26065006600	Low-Income Community	2011-2015
Michigan	Ingham	26065006700	Low-Income Community	2011-2015
Michigan	Ionia	26067031700	Low-Income Community	2011-2015
Michigan	Iosco	26069000400	Low-Income Community	2011-2015
Michigan	Iosco	26069000500	Low-Income Community	2011-2015
Michigan	Iron	26071000300	Low-Income Community	2011-2015
Michigan	Isabella	26073940400	Low-Income Community	2011-2015
Michigan	Isabella	26073940500	Low-Income Community	2011-2015
Michigan	Jackson	26075000600	Low-Income Community	2011-2015
Michigan	Jackson	26075001000	Low-Income Community	2011-2015
Michigan	Jackson	26075001200	Low-Income Community	2011-2015
Michigan	Jackson	26075005500	Low-Income Community	2011-2015
Michigan	Kalamazoo	26077000201	Low-Income Community	2011-2015
Michigan	Kalamazoo	26077000202	Low-Income Community	2011-2015
Michigan	Kalamazoo	26077000900	Low-Income Community	2011-2015
Michigan	Kalamazoo	26077001000	Low-Income Community	2011-2015

AMERICAN OVERSIGHT

Designated Qualified Opportunity Zones

This document was updated **June 14, 2018**, to reflect the final Qualified Opportunity Zone designations for all States.

Please note that the below list of designated tracts is not the official list. The official list will be published in the Internal Revenue Bulletin at a later date.

Click arrow to filter state State	County	Census Tract Number	Tract Type	ACS Data Source
Michigan	Kalamazoo	26077001905	Low-Income Community	2011-2015
Michigan	Kalkaska	26079950400	Low-Income Community	2011-2015
Michigan	Kent	26081002600	Low-Income Community	2011-2015
Michigan	Kent	26081002800	Low-Income Community	2011-2015
Michigan	Kent	26081003000	Low-Income Community	2011-2015
Michigan	Kent	26081003200	Low-Income Community	2011-2015
Michigan	Kent	26081003500	Low-Income Community	2011-2015
Michigan	Kent	26081003600	Low-Income Community	2011-2015
Michigan	Kent	26081003700	Low-Income Community	2011-2015
Michigan	Kent	26081003800	Low-Income Community	2011-2015
Michigan	Kent	26081013500	Low-Income Community	2011-2015
Michigan	Kent	26081014200	Low-Income Community	2011-2015
Michigan	Keweenaw	26083000100	Low-Income Community	2011-2015
Michigan	Lake	26085961100	Low-Income Community	2011-2015
Michigan	Lapeer	26087337500	Low-Income Community	2011-2015
Michigan	Lenawee	26091061600	Low-Income Community	2011-2015
Michigan	Livingston	26093722300	Low-Income Community	2011-2015
Michigan	Luce	26095960100	Low-Income Community	2011-2015
Michigan	Mackinac	26097950500	Low-Income Community	2011-2015
Michigan	Macomb	26099230300	Low-Income Community	2011-2015
Michigan	Macomb	26099230500	Low-Income Community	2011-2015
Michigan	Macomb	26099240000	Low-Income Community	2011-2015
Michigan	Macomb	26099241600	Low-Income Community	2011-2015
Michigan	Macomb	26099241700	Low-Income Community	2011-2015
Michigan	Macomb	26099245000	Low-Income Community	2011-2015
Michigan	Macomb	26099256200	Low-Income Community	2011-2015
Michigan	Macomb	26099256300	Low-Income Community	2011-2015
Michigan	Macomb	26099256600	Low-Income Community	2011-2015
Michigan	Macomb	26099256700	Low-Income Community	2011-2015
Michigan	Macomb	26099258300	Low-Income Community	2011-2015
Michigan	Macomb	26099258900	Low-Income Community	2011-2015
Michigan	Macomb	26099262800	Low-Income Community	2011-2015
Michigan	Macomb	26099262900	Low-Income Community	2011-2015
Michigan	Macomb	26099264000	Low-Income Community	2011-2015
Michigan	Macomb	26099268400	Low-Income Community	2011-2015
Michigan	Macomb	26099982200	Low-Income Community	2011-2015
Michigan	Manistee	26101000900	Low-Income Community	2011-2015
Michigan	Marquette	26103000600	Low-Income Community	2011-2015
Michigan	Marquette	26103000700	Low-Income Community	2011-2015
Michigan	Mason	26105950500	Low-Income Community	2011-2015
Michigan	Mecosta	26107960500	Low-Income Community	2011-2015
Michigan	Mecosta	26107960600	Low-Income Community	2011-2015
Michigan	Menominee	26109960200	Low-Income Community	2011-2015
Michigan	Midland	26111290100	Low-Income Community	2011-2015
Michigan	Midland	26111290200	Low-Income Community	2011-2015
Michigan	Missaukee	26113960200	Low-Income Community	2011-2015
Michigan	Monroe	26115831400	Low-Income Community	2011-2015
Michigan	Monroe	26115831800	Low-Income Community	2011-2015
Michigan	Montcalm	26117970800	Low-Income Community	2011-2015
Michigan	Montcalm	26117971200	Low-Income Community	2011-2015
Michigan	Montmorency	26119910200	Low-Income Community	2011-2015
Michigan	Muskegon	26121000800	Low-Income Community	2011-2015
Michigan	Muskegon	26121000900	Low-Income Community	2011-2015

AMERICAN OVERSIGHT

Designated Qualified Opportunity Zones

This document was updated **June 14, 2018**, to reflect the final Qualified Opportunity Zone designations for all States.

Please note that the below list of designated tracts is not the official list. The official list will be published in the Internal Revenue Bulletin at a later date.

Click arrow to filter state State	County	Census Tract Number	Tract Type	ACS Data Source
Michigan	Muskegon	26121001300	Low-Income Community	2011-2015
Michigan	Muskegon	26121004200	Low-Income Community	2011-2015
Michigan	Muskegon	26121004300	Low-Income Community	2011-2015
Michigan	Newaygo	26123971200	Low-Income Community	2011-2015
Michigan	Oakland	26125133100	Low-Income Community	2011-2015
Michigan	Oakland	26125141500	Low-Income Community	2011-2015
Michigan	Oakland	26125141600	Low-Income Community	2011-2015
Michigan	Oakland	26125142200	Low-Income Community	2011-2015
Michigan	Oakland	26125142400	Low-Income Community	2011-2015
Michigan	Oakland	26125145900	Low-Income Community	2011-2015
Michigan	Oakland	26125160400	Low-Income Community	2011-2015
Michigan	Oakland	26125160900	Low-Income Community	2011-2015
Michigan	Oakland	26125162200	Low-Income Community	2011-2015
Michigan	Oakland	26125171500	Low-Income Community	2011-2015
Michigan	Oakland	26125173400	Low-Income Community	2011-2015
Michigan	Oakland	26125175000	Low-Income Community	2011-2015
Michigan	Oakland	26125181000	Low-Income Community	2011-2015
Michigan	Oakland	26125194500	Low-Income Community	2011-2015
Michigan	Oakland	26125197600	Low-Income Community	2011-2015
Michigan	Oceana	26127010400	Low-Income Community	2011-2015
Michigan	Ogemaw	26129950100	Low-Income Community	2011-2015
Michigan	Ogemaw	26129950500	Low-Income Community	2011-2015
Michigan	Ontonagon	26131970200	Low-Income Community	2011-2015
Michigan	Osceola	26133970400	Low-Income Community	2011-2015
Michigan	Oscoda	26135970300	Low-Income Community	2011-2015
Michigan	Otsego	26137950300	Low-Income Community	2011-2015
Michigan	Ottawa	26139024900	Low-Income Community	2011-2015
Michigan	Presque Isle	26141950200	Low-Income Community	2011-2015
Michigan	Roscommon	26143970300	Low-Income Community	2011-2015
Michigan	Roscommon	26143971200	Low-Income Community	2011-2015
Michigan	Saginaw	26145000100	Low-Income Community	2011-2015
Michigan	Saginaw	26145000400	Low-Income Community	2011-2015
Michigan	Saginaw	26145000600	Low-Income Community	2011-2015
Michigan	Saginaw	26145001700	Low-Income Community	2011-2015
Michigan	Saginaw	26145001800	Low-Income Community	2011-2015
Michigan	Saginaw	26145010200	Low-Income Community	2011-2015
Michigan	Saginaw	26145011000	Low-Income Community	2011-2015
Michigan	St. Clair	26147620000	Low-Income Community	2011-2015
Michigan	St. Clair	26147624000	Low-Income Community	2011-2015
Michigan	St. Clair	26147625000	Low-Income Community	2011-2015
Michigan	St. Joseph	26149040300	Low-Income Community	2011-2015
Michigan	St. Joseph	26149040700	Low-Income Community	2011-2015
Michigan	Sanilac	26151970400	Low-Income Community	2011-2015
Michigan	Schoolcraft	26153000300	Low-Income Community	2011-2015
Michigan	Shiawassee	26155030600	Low-Income Community	2011-2015
Michigan	Tuscola	26157000600	Low-Income Community	2011-2015
Michigan	Van Buren	26159011300	Low-Income Community	2011-2015
Michigan	Van Buren	26159011800	Low-Income Community	2011-2015
Michigan	Washtenaw	26161405600	Low-Income Community	2011-2015
Michigan	Washtenaw	26161410300	Low-Income Community	2011-2015
Michigan	Washtenaw	26161410500	Low-Income Community	2011-2015
Michigan	Washtenaw	26161410600	Low-Income Community	2011-2015
Michigan	Washtenaw	26161410800	Low-Income Community	2011-2015

AMERICAN OVERSIGHT

Designated Qualified Opportunity Zones

This document was updated **June 14, 2018**, to reflect the final Qualified Opportunity Zone designations for all States.

Please note that the below list of designated tracts is not the official list. The official list will be published in the Internal Revenue Bulletin at a later date.

Click arrow to filter state State	County	Census Tract Number	Tract Type	ACS Data Source
Michigan	Washtenaw	26161411700	Low-Income Community	2011-2015
Michigan	Washtenaw	26161411900	Low-Income Community	2011-2015
Michigan	Washtenaw	26161412000	Low-Income Community	2011-2015
Michigan	Washtenaw	26161414000	Low-Income Community	2011-2015
Michigan	Washtenaw	26161446200	Low-Income Community	2011-2015
Michigan	Washtenaw	26161984000	Low-Income Community	2011-2015
Michigan	Wayne	26163501400	Low-Income Community	2011-2015
Michigan	Wayne	26163501800	Low-Income Community	2011-2015
Michigan	Wayne	26163504700	Low-Income Community	2011-2015
Michigan	Wayne	26163504800	Low-Income Community	2011-2015
Michigan	Wayne	26163505500	Low-Income Community	2011-2015
Michigan	Wayne	26163508000	Low-Income Community	2011-2015
Michigan	Wayne	26163510500	Low-Income Community	2011-2015
Michigan	Wayne	26163511000	Low-Income Community	2011-2015
Michigan	Wayne	26163511200	Low-Income Community	2011-2015
Michigan	Wayne	26163511900	Low-Income Community	2011-2015
Michigan	Wayne	26163512900	Low-Income Community	2011-2015
Michigan	Wayne	26163513200	Low-Income Community	2011-2015
Michigan	Wayne	26163513700	Low-Income Community	2011-2015
Michigan	Wayne	26163515200	Low-Income Community	2011-2015
Michigan	Wayne	26163515300	Low-Income Community	2011-2015
Michigan	Wayne	26163515400	Low-Income Community	2011-2015
Michigan	Wayne	26163515600	Low-Income Community	2011-2015
Michigan	Wayne	26163515700	Non-LIC Contiguous	2011-2015
Michigan	Wayne	26163516100	Low-Income Community	2011-2015
Michigan	Wayne	26163516200	Low-Income Community	2011-2015
Michigan	Wayne	26163516400	Low-Income Community	2011-2015
Michigan	Wayne	26163516500	Low-Income Community	2011-2015
Michigan	Wayne	26163516600	Low-Income Community	2011-2015
Michigan	Wayne	26163516900	Low-Income Community	2011-2015
Michigan	Wayne	26163517000	Non-LIC Contiguous	2011-2015
Michigan	Wayne	26163517100	Low-Income Community	2011-2015
Michigan	Wayne	26163517200	Low-Income Community	2011-2015
Michigan	Wayne	26163517300	Low-Income Community	2011-2015
Michigan	Wayne	26163517500	Low-Income Community	2011-2015
Michigan	Wayne	26163518000	Low-Income Community	2011-2015
Michigan	Wayne	26163518400	Low-Income Community	2011-2015
Michigan	Wayne	26163518800	Low-Income Community	2011-2015
Michigan	Wayne	26163518900	Low-Income Community	2011-2015
Michigan	Wayne	26163520200	Low-Income Community	2011-2015
Michigan	Wayne	26163520300	Low-Income Community	2011-2015
Michigan	Wayne	26163520400	Low-Income Community	2011-2015
Michigan	Wayne	26163520700	Low-Income Community	2011-2015
Michigan	Wayne	26163520800	Low-Income Community	2011-2015
Michigan	Wayne	26163521100	Low-Income Community	2011-2015
Michigan	Wayne	26163521400	Low-Income Community	2011-2015
Michigan	Wayne	26163521500	Low-Income Community	2011-2015
Michigan	Wayne	26163522400	Low-Income Community	2011-2015
Michigan	Wayne	26163522500	Low-Income Community	2011-2015
Michigan	Wayne	26163523100	Low-Income Community	2011-2015
Michigan	Wayne	26163523300	Low-Income Community	2011-2015
Michigan	Wayne	26163523400	Low-Income Community	2011-2015
Michigan	Wayne	26163524000	Low-Income Community	2011-2015

AMERICAN OVERSIGHT

Designated Qualified Opportunity Zones

This document was updated **June 14, 2018**, to reflect the final Qualified Opportunity Zone designations for all States.

Please note that the below list of designated tracts is not the official list. The official list will be published in the Internal Revenue Bulletin at a later date.

Click arrow to filter state State	County	Census Tract Number	Tract Type	ACS Data Source
Michigan	Wayne	26163524900	Low-Income Community	2011-2015
Michigan	Wayne	26163525000	Low-Income Community	2011-2015
Michigan	Wayne	26163527300	Low-Income Community	2011-2015
Michigan	Wayne	26163530300	Low-Income Community	2011-2015
Michigan	Wayne	26163532400	Low-Income Community	2011-2015
Michigan	Wayne	26163532600	Low-Income Community	2011-2015
Michigan	Wayne	26163532700	Low-Income Community	2011-2015
Michigan	Wayne	26163533900	Low-Income Community	2011-2015
Michigan	Wayne	26163535300	Low-Income Community	2011-2015
Michigan	Wayne	26163536100	Low-Income Community	2011-2015
Michigan	Wayne	26163538500	Low-Income Community	2011-2015
Michigan	Wayne	26163538600	Low-Income Community	2011-2015
Michigan	Wayne	26163538900	Non-LIC Contiguous	2011-2015
Michigan	Wayne	26163541200	Low-Income Community	2011-2015
Michigan	Wayne	26163541400	Low-Income Community	2011-2015
Michigan	Wayne	26163542700	Low-Income Community	2011-2015
Michigan	Wayne	26163542900	Non-LIC Contiguous	2011-2015
Michigan	Wayne	26163543000	Low-Income Community	2011-2015
Michigan	Wayne	26163543400	Low-Income Community	2011-2015
Michigan	Wayne	26163546900	Low-Income Community	2011-2015
Michigan	Wayne	26163552300	Low-Income Community	2011-2015
Michigan	Wayne	26163553600	Low-Income Community	2011-2015
Michigan	Wayne	26163554100	Low-Income Community	2011-2015
Michigan	Wayne	26163555100	Low-Income Community	2011-2015
Michigan	Wayne	26163555300	Low-Income Community	2011-2015
Michigan	Wayne	26163565300	Low-Income Community	2011-2015
Michigan	Wayne	26163566500	Low-Income Community	2011-2015
Michigan	Wayne	26163568800	Low-Income Community	2011-2015
Michigan	Wayne	26163570400	Low-Income Community	2011-2015
Michigan	Wayne	26163571600	Low-Income Community	2011-2015
Michigan	Wayne	26163572100	Low-Income Community	2011-2015
Michigan	Wayne	26163572600	Low-Income Community	2011-2015
Michigan	Wayne	26163573400	Low-Income Community	2011-2015
Michigan	Wayne	26163573500	Low-Income Community	2011-2015
Michigan	Wayne	26163574100	Low-Income Community	2011-2015
Michigan	Wayne	26163577000	Low-Income Community	2011-2015
Michigan	Wayne	26163577500	Low-Income Community	2011-2015
Michigan	Wayne	26163579100	Low-Income Community	2011-2015
Michigan	Wayne	26163583000	Low-Income Community	2011-2015
Michigan	Wayne	26163583200	Low-Income Community	2011-2015
Michigan	Wayne	26163584500	Low-Income Community	2011-2015
Michigan	Wayne	26163585900	Low-Income Community	2011-2015
Michigan	Wayne	26163586200	Low-Income Community	2011-2015
Michigan	Wayne	26163588100	Low-Income Community	2011-2015
Michigan	Wayne	26163985100	Low-Income Community	2011-2015
Michigan	Wayne	26163985300	Low-Income Community	2011-2015
Michigan	Wayne	26163985900	Low-Income Community	2011-2015
Michigan	Wexford	26165380700	Low-Income Community	2011-2015
Minnesota	Aitkin	27001770300	Low-Income Community	2011-2015
Minnesota	Aitkin	27001770400	Low-Income Community	2011-2015
Minnesota	Anoka	27003050402	Low-Income Community	2011-2015
Minnesota	Anoka	27003050606	Low-Income Community	2011-2015
Minnesota	Anoka	27003051501	Low-Income Community	2011-2015

AMERICAN OVERSIGHT

Designated Qualified Opportunity Zones

This document was updated **June 14, 2018**, to reflect the final Qualified Opportunity Zone designations for all States.

Please note that the below list of designated tracts is not the official list. The official list will be published in the Internal Revenue Bulletin at a later date.

Click arrow to filter state State	County	Census Tract Number	Tract Type	ACS Data Source
Minnesota	Becker	27005450500	Low-Income Community	2011-2015
Minnesota	Beltrami	27007450702	Low-Income Community	2011-2015
Minnesota	Beltrami	27007940001	Low-Income Community	2011-2015
Minnesota	Benton	27009021200	Low-Income Community	2011-2015
Minnesota	Big Stone	27011950300	Low-Income Community	2011-2015
Minnesota	Blue Earth	27013170300	Low-Income Community	2011-2015
Minnesota	Blue Earth	27013170700	Low-Income Community	2011-2015
Minnesota	Carlton	27017940000	Low-Income Community	2011-2015
Minnesota	Cass	27021940002	Low-Income Community	2011-2015
Minnesota	Chippewa	27023950600	Low-Income Community	2011-2015
Minnesota	Chisago	27025110301	Low-Income Community	2011-2015
Minnesota	Clay	27027020300	Low-Income Community	2011-2015
Minnesota	Clearwater	27029000100	Low-Income Community	2011-2015
Minnesota	Cook	27031480100	Low-Income Community	2011-2015
Minnesota	Cottonwood	27033270400	Low-Income Community	2011-2015
Minnesota	Crow Wing	27035951100	Low-Income Community	2011-2015
Minnesota	Crow Wing	27035951200	Low-Income Community	2011-2015
Minnesota	Dakota	27037060104	Low-Income Community	2011-2015
Minnesota	Dakota	27037060105	Low-Income Community	2011-2015
Minnesota	Dakota	27037060301	Low-Income Community	2011-2015
Minnesota	Douglas	27041450600	Low-Income Community	2011-2015
Minnesota	Faribault	27043460400	Low-Income Community	2011-2015
Minnesota	Fillmore	27045960500	Low-Income Community	2011-2015
Minnesota	Freeborn	27047180600	Low-Income Community	2011-2015
Minnesota	Goodhue	27049080200	Low-Income Community	2011-2015
Minnesota	Hennepin	27053005902	Low-Income Community	2011-2015
Minnesota	Hennepin	27053007700	Low-Income Community	2011-2015
Minnesota	Hennepin	27053009500	Low-Income Community	2011-2015
Minnesota	Hennepin	27053020200	Low-Income Community	2011-2015
Minnesota	Hennepin	27053020804	Low-Income Community	2011-2015
Minnesota	Hennepin	27053021300	Low-Income Community	2011-2015
Minnesota	Hennepin	27053023400	Low-Income Community	2011-2015
Minnesota	Hennepin	27053025100	Low-Income Community	2011-2015
Minnesota	Hennepin	27053026810	Low-Income Community	2011-2015
Minnesota	Hennepin	27053100400	Low-Income Community	2011-2015
Minnesota	Hennepin	27053100500	Low-Income Community	2011-2015
Minnesota	Hennepin	27053100900	Low-Income Community	2011-2015
Minnesota	Hennepin	27053102100	Low-Income Community	2011-2015
Minnesota	Hennepin	27053102800	Low-Income Community	2011-2015
Minnesota	Hennepin	27053102900	Low-Income Community	2011-2015
Minnesota	Hennepin	27053103400	Low-Income Community	2011-2015
Minnesota	Hennepin	27053104000	Low-Income Community	2011-2015
Minnesota	Hennepin	27053104100	Low-Income Community	2011-2015
Minnesota	Hennepin	27053104800	Low-Income Community	2011-2015
Minnesota	Hennepin	27053106000	Low-Income Community	2011-2015
Minnesota	Hennepin	27053106200	Low-Income Community	2011-2015
Minnesota	Hennepin	27053107400	Low-Income Community	2011-2015
Minnesota	Hennepin	27053125800	Low-Income Community	2011-2015
Minnesota	Hennepin	27053125900	Low-Income Community	2011-2015
Minnesota	Hennepin	27053126000	Low-Income Community	2011-2015
Minnesota	Hubbard	27057070600	Low-Income Community	2011-2015
Minnesota	Isanti	27059130301	Low-Income Community	2011-2015
Minnesota	Itasca	27061480300	Low-Income Community	2011-2015

AMERICAN OVERSIGHT

Designated Qualified Opportunity Zones

This document was updated **June 14, 2018**, to reflect the final Qualified Opportunity Zone designations for all States.

Please note that the below list of designated tracts is not the official list. The official list will be published in the Internal Revenue Bulletin at a later date.

Click arrow to filter state State	County	Census Tract Number	Tract Type	ACS Data Source
Minnesota	Itasca	27061480500	Low-Income Community	2011-2015
Minnesota	Jackson	27063480400	Low-Income Community	2011-2015
Minnesota	Kanabec	27065480300	Low-Income Community	2011-2015
Minnesota	Kandiyohi	27067780800	Low-Income Community	2011-2015
Minnesota	Koochiching	27071790100	Low-Income Community	2011-2015
Minnesota	Lake	27075370300	Low-Income Community	2011-2015
Minnesota	Lake of the Woods	27077460300	Low-Income Community	2011-2015
Minnesota	Lyon	27083360500	Low-Income Community	2011-2015
Minnesota	Mahnomen	27087940100	Low-Income Community	2011-2015
Minnesota	Martin	27091790600	Low-Income Community	2011-2015
Minnesota	Meeker	27093560300	Low-Income Community	2011-2015
Minnesota	Mille Lacs	27095170500	Low-Income Community	2011-2015
Minnesota	Mille Lacs	27095970100	Low-Income Community	2011-2015
Minnesota	Mille Lacs	27095970200	Low-Income Community	2011-2015
Minnesota	Morrison	27097780600	Low-Income Community	2011-2015
Minnesota	Mower	27099000410	Low-Income Community	2011-2015
Minnesota	Nobles	27105105400	Low-Income Community	2011-2015
Minnesota	Olmsted	27109000100	Low-Income Community	2011-2015
Minnesota	Olmsted	27109000600	Low-Income Community	2011-2015
Minnesota	Otter Tail	27111960300	Low-Income Community	2011-2015
Minnesota	Pennington	27113090200	Low-Income Community	2011-2015
Minnesota	Pennington	27113090400	Low-Income Community	2011-2015
Minnesota	Pine	27115950400	Low-Income Community	2011-2015
Minnesota	Pine	27115950500	Low-Income Community	2011-2015
Minnesota	Pine	27115950700	Low-Income Community	2011-2015
Minnesota	Pipestone	27117460200	Low-Income Community	2011-2015
Minnesota	Polk	27119021000	Low-Income Community	2011-2015
Minnesota	Ramsey	27123030400	Low-Income Community	2011-2015
Minnesota	Ramsey	27123030500	Low-Income Community	2011-2015
Minnesota	Ramsey	27123031500	Low-Income Community	2011-2015
Minnesota	Ramsey	27123031600	Low-Income Community	2011-2015
Minnesota	Ramsey	27123031701	Low-Income Community	2011-2015
Minnesota	Ramsey	27123031702	Low-Income Community	2011-2015
Minnesota	Ramsey	27123031900	Low-Income Community	2011-2015
Minnesota	Ramsey	27123032100	Low-Income Community	2011-2015
Minnesota	Ramsey	27123032500	Low-Income Community	2011-2015
Minnesota	Ramsey	27123032700	Low-Income Community	2011-2015
Minnesota	Ramsey	27123033100	Low-Income Community	2011-2015
Minnesota	Ramsey	27123033400	Low-Income Community	2011-2015
Minnesota	Ramsey	27123033500	Low-Income Community	2011-2015
Minnesota	Ramsey	27123033700	Low-Income Community	2011-2015
Minnesota	Ramsey	27123034201	Low-Income Community	2011-2015
Minnesota	Ramsey	27123034701	Low-Income Community	2011-2015
Minnesota	Ramsey	27123036000	Non-LIC Contiguous	2011-2015
Minnesota	Ramsey	27123037100	Low-Income Community	2011-2015
Minnesota	Ramsey	27123041602	Low-Income Community	2011-2015
Minnesota	Redwood	27127750300	Low-Income Community	2011-2015
Minnesota	Renville	27129790500	Low-Income Community	2011-2015
Minnesota	Rice	27131070700	Low-Income Community	2011-2015
Minnesota	Rock	27133570300	Low-Income Community	2011-2015
Minnesota	St. Louis	27137001700	Low-Income Community	2011-2015
Minnesota	St. Louis	27137001900	Low-Income Community	2011-2015
Minnesota	St. Louis	27137002000	Low-Income Community	2011-2015

AMERICAN OVERSIGHT

Designated Qualified Opportunity Zones

This document was updated **June 14, 2018**, to reflect the final Qualified Opportunity Zone designations for all States.

Please note that the below list of designated tracts is not the official list. The official list will be published in the Internal Revenue Bulletin at a later date.

Click arrow to filter state State	County	Census Tract Number	Tract Type	ACS Data Source
Minnesota	St. Louis	27137012400	Low-Income Community	2011-2015
Minnesota	St. Louis	27137013100	Low-Income Community	2011-2015
Minnesota	St. Louis	27137015300	Low-Income Community	2011-2015
Minnesota	St. Louis	27137015500	Low-Income Community	2011-2015
Minnesota	St. Louis	27137015600	Low-Income Community	2011-2015
Minnesota	St. Louis	27137015800	Low-Income Community	2011-2015
Minnesota	Sherburne	27141031500	Low-Income Community	2011-2015
Minnesota	Stearns	27145011600	Low-Income Community	2011-2015
Minnesota	Steele	27147960400	Low-Income Community	2011-2015
Minnesota	Stevens	27149480200	Low-Income Community	2011-2015
Minnesota	Swift	27151960400	Low-Income Community	2011-2015
Minnesota	Todd	27153790600	Low-Income Community	2011-2015
Minnesota	Wabasha	27157490300	Low-Income Community	2011-2015
Minnesota	Wadena	27159480300	Low-Income Community	2011-2015
Minnesota	Waseca	27161790500	Low-Income Community	2011-2015
Minnesota	Winona	27169670500	Low-Income Community	2011-2015
Minnesota	Yellow Medicine	27173970100	Low-Income Community	2011-2015
Mississippi	Adams	28001000200	Low-Income Community	2011-2015
Mississippi	Adams	28001000700	Low-Income Community	2011-2015
Mississippi	Adams	28001000800	Low-Income Community	2011-2015
Mississippi	Alcorn	28003950500	Low-Income Community	2011-2015
Mississippi	Alcorn	28003950600	Low-Income Community	2011-2015
Mississippi	Attala	28007060600	Low-Income Community	2011-2015
Mississippi	Bolivar	28011950701	Low-Income Community	2011-2015
Mississippi	Chickasaw	28017950300	Low-Income Community	2011-2015
Mississippi	Choctaw	28019950200	Low-Income Community	2011-2015
Mississippi	Claiborne	28021950300	Low-Income Community	2011-2015
Mississippi	Coahoma	28027950300	Low-Income Community	2011-2015
Mississippi	Covington	28031950200	Low-Income Community	2011-2015
Mississippi	DeSoto	28033070101	Low-Income Community	2011-2015
Mississippi	DeSoto	28033070610	Low-Income Community	2011-2015
Mississippi	Forrest	28035000600	Low-Income Community	2011-2015
Mississippi	Forrest	28035000800	Low-Income Community	2011-2015
Mississippi	Forrest	28035010200	Low-Income Community	2011-2015
Mississippi	Forrest	28035010500	Low-Income Community	2011-2015
Mississippi	Forrest	28035010600	Low-Income Community	2011-2015
Mississippi	Forrest	28035010700	Low-Income Community	2011-2015
Mississippi	Hancock	28045030100	Low-Income Community	2011-2015
Mississippi	Hancock	28045030300	Low-Income Community	2011-2015
Mississippi	Harrison	28047000100	Low-Income Community	2011-2015
Mississippi	Harrison	28047001400	Low-Income Community	2011-2015
Mississippi	Harrison	28047003206	Low-Income Community	2011-2015
Mississippi	Harrison	28047003301	Non-LIC Contiguous	2011-2015
Mississippi	Harrison	28047003404	Non-LIC Contiguous	2011-2015
Mississippi	Harrison	28047003600	Low-Income Community	2011-2015
Mississippi	Harrison	28047003800	Low-Income Community	2012-2016
Mississippi	Harrison	28047003900	Low-Income Community	2011-2015
Mississippi	Hinds	28049001100	Low-Income Community	2011-2015
Mississippi	Hinds	28049001300	Low-Income Community	2011-2015
Mississippi	Hinds	28049001600	Low-Income Community	2011-2015
Mississippi	Hinds	28049002100	Low-Income Community	2011-2015
Mississippi	Hinds	28049002700	Low-Income Community	2011-2015
Mississippi	Hinds	28049003000	Low-Income Community	2011-2015

AMERICAN OVERSIGHT

Designated Qualified Opportunity Zones

This document was updated **June 14, 2018**, to reflect the final Qualified Opportunity Zone designations for all States.

Please note that the below list of designated tracts is not the official list. The official list will be published in the Internal Revenue Bulletin at a later date.

Click arrow to filter state State	County	Census Tract Number	Tract Type	ACS Data Source
Mississippi	Hinds	28049010500	Low-Income Community	2011-2015
Mississippi	Hinds	28049010902	Low-Income Community	2011-2015
Mississippi	Hinds	28049011001	Low-Income Community	2011-2015
Mississippi	Hinds	28049011500	Low-Income Community	2011-2015
Mississippi	Jackson	28059041300	Low-Income Community	2011-2015
Mississippi	Jackson	28059042900	Low-Income Community	2011-2015
Mississippi	Jones	28067950500	Low-Income Community	2011-2015
Mississippi	Jones	28067950600	Low-Income Community	2011-2015
Mississippi	Lafayette	28071950201	Low-Income Community	2011-2015
Mississippi	Lafayette	28071950202	Low-Income Community	2011-2015
Mississippi	Lafayette	28071950401	Low-Income Community	2011-2015
Mississippi	Lamar	28073020600	Low-Income Community	2011-2015
Mississippi	Lauderdale	28075000700	Low-Income Community	2011-2015
Mississippi	Lauderdale	28075010700	Low-Income Community	2011-2015
Mississippi	Lee	28081950401	Low-Income Community	2011-2015
Mississippi	Lee	28081950500	Low-Income Community	2011-2015
Mississippi	Lee	28081950602	Low-Income Community	2011-2015
Mississippi	Lee	28081950700	Low-Income Community	2011-2015
Mississippi	Lee	28081951002	Low-Income Community	2011-2015
Mississippi	Leflore	28083950400	Low-Income Community	2011-2015
Mississippi	Leflore	28083950800	Low-Income Community	2011-2015
Mississippi	Lincoln	28085950200	Low-Income Community	2011-2015
Mississippi	Lincoln	28085950600	Low-Income Community	2011-2015
Mississippi	Lowndes	28087000900	Low-Income Community	2011-2015
Mississippi	Lowndes	28087001000	Non-LIC Contiguous	2011-2015
Mississippi	Madison	28089030106	Low-Income Community	2011-2015
Mississippi	Madison	28089030500	Low-Income Community	2011-2015
Mississippi	Madison	28089030600	Low-Income Community	2011-2015
Mississippi	Marion	28091950200	Low-Income Community	2011-2015
Mississippi	Marion	28091950400	Low-Income Community	2011-2015
Mississippi	Marion	28091950500	Low-Income Community	2011-2015
Mississippi	Marshall	28093950100	Non-LIC Contiguous	2011-2015
Mississippi	Marshall	28093950300	Low-Income Community	2011-2015
Mississippi	Monroe	28095950400	Low-Income Community	2011-2015
Mississippi	Neshoba	28099940100	Low-Income Community	2011-2015
Mississippi	Oktibbeha	28105950100	Low-Income Community	2011-2015
Mississippi	Oktibbeha	28105950500	Low-Income Community	2011-2015
Mississippi	Oktibbeha	28105950602	Low-Income Community	2011-2015
Mississippi	Panola	28107950300	Low-Income Community	2011-2015
Mississippi	Pearl River	28109950600	Low-Income Community	2011-2015
Mississippi	Pike	28113950500	Low-Income Community	2011-2015
Mississippi	Pike	28113950600	Low-Income Community	2011-2015
Mississippi	Pike	28113950700	Low-Income Community	2011-2015
Mississippi	Rankin	28121020207	Non-LIC Contiguous	2011-2015
Mississippi	Rankin	28121020401	Low-Income Community	2011-2015
Mississippi	Rankin	28121020701	Low-Income Community	2011-2015
Mississippi	Simpson	28127950200	Low-Income Community	2011-2015
Mississippi	Simpson	28127950500	Low-Income Community	2011-2015
Mississippi	Sunflower	28133950300	Low-Income Community	2011-2015
Mississippi	Sunflower	28133950402	Low-Income Community	2011-2015
Mississippi	Sunflower	28133950500	Low-Income Community	2011-2015
Mississippi	Sunflower	28133950600	Low-Income Community	2011-2015
Mississippi	Tate	28137950400	Low-Income Community	2011-2015

AMERICAN OVERSIGHT

Designated Qualified Opportunity Zones

This document was updated **June 14, 2018**, to reflect the final Qualified Opportunity Zone designations for all States.

Please note that the below list of designated tracts is not the official list. The official list will be published in the Internal Revenue Bulletin at a later date.

Click arrow to filter state State	County	Census Tract Number	Tract Type	ACS Data Source
Mississippi	Tishomingo	28141950300	Low-Income Community	2011-2015
Mississippi	Tunica	28143950100	Low-Income Community	2011-2015
Mississippi	Union	28145950500	Low-Income Community	2011-2015
Mississippi	Warren	28149950100	Low-Income Community	2012-2016
Mississippi	Warren	28149950300	Low-Income Community	2011-2015
Mississippi	Warren	28149950500	Low-Income Community	2011-2015
Mississippi	Washington	28151000300	Low-Income Community	2011-2015
Mississippi	Washington	28151000600	Low-Income Community	2011-2015
Mississippi	Wayne	28153950200	Low-Income Community	2011-2015
Mississippi	Winston	28159950300	Low-Income Community	2011-2015
Mississippi	Winston	28159950400	Low-Income Community	2011-2015
Missouri	Adair	29001950300	Low-Income Community	2011-2015
Missouri	Adair	29001950400	Non-LIC Contiguous	2011-2015
Missouri	Adair	29001950500	Low-Income Community	2011-2015
Missouri	Adair	29001950900	Low-Income Community	2011-2015
Missouri	Audrain	29007950400	Low-Income Community	2011-2015
Missouri	Barry	29009960300	Low-Income Community	2011-2015
Missouri	Benton	29015460300	Low-Income Community	2011-2015
Missouri	Benton	29015460700	Low-Income Community	2011-2015
Missouri	Boone	29019001502	Low-Income Community	2011-2015
Missouri	Buchanan	29021001200	Low-Income Community	2011-2015
Missouri	Buchanan	29021003000	Low-Income Community	2011-2015
Missouri	Butler	29023950400	Low-Income Community	2011-2015
Missouri	Butler	29023950500	Low-Income Community	2011-2015
Missouri	Butler	29023950800	Low-Income Community	2011-2015
Missouri	Caldwell	29025950200	Low-Income Community	2011-2015
Missouri	Camden	29029951200	Low-Income Community	2011-2015
Missouri	Cape Girardeau	29031881400	Low-Income Community	2011-2015
Missouri	Cape Girardeau	29031881600	Low-Income Community	2011-2015
Missouri	Clay	29047021701	Low-Income Community	2011-2015
Missouri	Clay	29047021702	Low-Income Community	2011-2015
Missouri	Clay	29047022100	Low-Income Community	2011-2015
Missouri	Cole	29051010500	Low-Income Community	2011-2015
Missouri	Cole	29051010600	Low-Income Community	2011-2015
Missouri	Cole	29051020700	Low-Income Community	2011-2015
Missouri	Dallas	29059480200	Low-Income Community	2011-2015
Missouri	Dunklin	29069360500	Low-Income Community	2011-2015
Missouri	Dunklin	29069360600	Low-Income Community	2011-2015
Missouri	Greene	29077000100	Low-Income Community	2011-2015
Missouri	Greene	29077000600	Low-Income Community	2011-2015
Missouri	Greene	29077000700	Low-Income Community	2011-2015
Missouri	Greene	29077001200	Non-LIC Contiguous	2011-2015
Missouri	Greene	29077001500	Low-Income Community	2011-2015
Missouri	Greene	29077002200	Low-Income Community	2011-2015
Missouri	Greene	29077003600	Low-Income Community	2011-2015
Missouri	Greene	29077004302	Non-LIC Contiguous	2011-2015
Missouri	Greene	29077004400	Low-Income Community	2011-2015
Missouri	Greene	29077005600	Low-Income Community	2011-2015
Missouri	Howell	29091090300	Low-Income Community	2011-2015
Missouri	Howell	29091090700	Low-Income Community	2011-2015
Missouri	Jackson	29095000900	Low-Income Community	2011-2015
Missouri	Jackson	29095001000	Low-Income Community	2011-2015
Missouri	Jackson	29095001800	Low-Income Community	2011-2015

AMERICAN OVERSIGHT

Designated Qualified Opportunity Zones

This document was updated **June 14, 2018**, to reflect the final Qualified Opportunity Zone designations for all States.

Please note that the below list of designated tracts is not the official list. The official list will be published in the Internal Revenue Bulletin at a later date.

Click arrow to filter state State	County	Census Tract Number	Tract Type	ACS Data Source
Missouri	Jackson	29095001900	Low-Income Community	2011-2015
Missouri	Jackson	29095002100	Low-Income Community	2011-2015
Missouri	Jackson	29095003700	Low-Income Community	2011-2015
Missouri	Jackson	29095003800	Low-Income Community	2011-2015
Missouri	Jackson	29095004300	Low-Income Community	2011-2015
Missouri	Jackson	29095005200	Low-Income Community	2011-2015
Missouri	Jackson	29095005400	Low-Income Community	2011-2015
Missouri	Jackson	29095005500	Low-Income Community	2011-2015
Missouri	Jackson	29095005601	Low-Income Community	2011-2015
Missouri	Jackson	29095005602	Low-Income Community	2011-2015
Missouri	Jackson	29095006100	Low-Income Community	2011-2015
Missouri	Jackson	29095006300	Low-Income Community	2011-2015
Missouri	Jackson	29095007700	Low-Income Community	2011-2015
Missouri	Jackson	29095007802	Low-Income Community	2011-2015
Missouri	Jackson	29095008000	Low-Income Community	2011-2015
Missouri	Jackson	29095011000	Low-Income Community	2011-2015
Missouri	Jackson	29095011100	Low-Income Community	2011-2015
Missouri	Jackson	29095011200	Low-Income Community	2011-2015
Missouri	Jackson	29095011600	Low-Income Community	2011-2015
Missouri	Jackson	29095011700	Low-Income Community	2011-2015
Missouri	Jackson	29095011800	Low-Income Community	2011-2015
Missouri	Jackson	29095012501	Low-Income Community	2011-2015
Missouri	Jackson	29095012600	Low-Income Community	2011-2015
Missouri	Jackson	29095013401	Low-Income Community	2011-2015
Missouri	Jackson	29095013405	Low-Income Community	2011-2015
Missouri	Jackson	29095015100	Non-LIC Contiguous	2011-2015
Missouri	Jackson	29095015300	Low-Income Community	2011-2015
Missouri	Jackson	29095015400	Low-Income Community	2011-2015
Missouri	Jackson	29095015500	Low-Income Community	2011-2015
Missouri	Jackson	29095015600	Low-Income Community	2011-2015
Missouri	Jackson	29095015900	Low-Income Community	2011-2015
Missouri	Jackson	29095016000	Low-Income Community	2011-2015
Missouri	Jackson	29095016100	Low-Income Community	2011-2015
Missouri	Jackson	29095016200	Low-Income Community	2011-2015
Missouri	Jackson	29095016300	Low-Income Community	2011-2015
Missouri	Jackson	29095016600	Low-Income Community	2011-2015
Missouri	Jackson	29095016900	Low-Income Community	2011-2015
Missouri	Jackson	29095017200	Low-Income Community	2011-2015
Missouri	Jackson	29095017400	Low-Income Community	2011-2015
Missouri	Jasper	29097010100	Low-Income Community	2011-2015
Missouri	Johnson	29101960400	Low-Income Community	2011-2015
Missouri	Johnson	29101960600	Low-Income Community	2011-2015
Missouri	Laclede	29105960100	Low-Income Community	2011-2015
Missouri	Laclede	29105960400	Low-Income Community	2011-2015
Missouri	Laclede	29105960500	Low-Income Community	2011-2015
Missouri	Laclede	29105960600	Low-Income Community	2011-2015
Missouri	Lafayette	29107090100	Low-Income Community	2011-2015
Missouri	Lafayette	29107090300	Low-Income Community	2011-2015
Missouri	Marion	29127960800	Low-Income Community	2011-2015
Missouri	Montgomery	29139970200	Low-Income Community	2011-2015
Missouri	Montgomery	29139970300	Non-LIC Contiguous	2011-2015
Missouri	New Madrid	29143960100	Non-LIC Contiguous	2011-2015
Missouri	New Madrid	29143960200	Low-Income Community	2011-2015

AMERICAN OVERSIGHT

Designated Qualified Opportunity Zones

This document was updated **June 14, 2018**, to reflect the final Qualified Opportunity Zone designations for all States.

Please note that the below list of designated tracts is not the official list. The official list will be published in the Internal Revenue Bulletin at a later date.

Click arrow to filter state State	County	Census Tract Number	Tract Type	ACS Data Source
Missouri	New Madrid	29143960300	Low-Income Community	2011-2015
Missouri	New Madrid	29143960400	Low-Income Community	2011-2015
Missouri	New Madrid	29143960600	Low-Income Community	2011-2015
Missouri	Newton	29145020200	Non-LIC Contiguous	2011-2015
Missouri	Newton	29145020800	Low-Income Community	2011-2015
Missouri	Nodaway	29147470300	Low-Income Community	2011-2015
Missouri	Nodaway	29147470400	Low-Income Community	2011-2015
Missouri	Pemiscot	29155470400	Low-Income Community	2011-2015
Missouri	Polk	29167960100	Low-Income Community	2011-2015
Missouri	Polk	29167960400	Non-LIC Contiguous	2011-2015
Missouri	Pulaski	29169470101	Low-Income Community	2011-2015
Missouri	Pulaski	29169470102	Low-Income Community	2011-2015
Missouri	Randolph	29175490300	Low-Income Community	2011-2015
Missouri	Ripley	29181870300	Low-Income Community	2011-2015
Missouri	St. Louis	29189211402	Low-Income Community	2011-2015
Missouri	St. Louis	29189211500	Low-Income Community	2011-2015
Missouri	St. Louis	29189212001	Low-Income Community	2011-2015
Missouri	St. Louis	29189212002	Low-Income Community	2011-2015
Missouri	St. Louis	29189212101	Low-Income Community	2011-2015
Missouri	St. Louis	29189212400	Low-Income Community	2011-2015
Missouri	St. Louis	29189212700	Low-Income Community	2011-2015
Missouri	St. Louis	29189213700	Low-Income Community	2011-2015
Missouri	St. Louis	29189213900	Low-Income Community	2011-2015
Missouri	St. Louis	29189214100	Low-Income Community	2011-2015
Missouri	St. Louis	29189215600	Low-Income Community	2011-2015
Missouri	St. Louis	29189215700	Low-Income Community	2011-2015
Missouri	St. Louis	29189220200	Low-Income Community	2011-2015
Missouri	St. Louis	29189221800	Low-Income Community	2011-2015
Missouri	Saline	29195090100	Low-Income Community	2011-2015
Missouri	Saline	29195090400	Low-Income Community	2011-2015
Missouri	Scott	29201780600	Low-Income Community	2011-2015
Missouri	Sullivan	29211480100	Low-Income Community	2011-2015
Missouri	Sullivan	29211480300	Low-Income Community	2011-2015
Missouri	Taney	29213480105	Low-Income Community	2011-2015
Missouri	Warren	29219820101	Low-Income Community	2011-2015
Missouri	Warren	29219820102	Low-Income Community	2011-2015
Missouri	Washington	29221460300	Low-Income Community	2011-2015
Missouri	Washington	29221460400	Low-Income Community	2011-2015
Missouri	Wayne	29223690300	Low-Income Community	2011-2015
Missouri	St. Louis	29510101800	Low-Income Community	2011-2015
Missouri	St. Louis	29510106100	Low-Income Community	2011-2015
Missouri	St. Louis	29510106200	Low-Income Community	2011-2015
Missouri	St. Louis	29510106300	Low-Income Community	2011-2015
Missouri	St. Louis	29510106600	Low-Income Community	2011-2015
Missouri	St. Louis	29510109600	Low-Income Community	2011-2015
Missouri	St. Louis	29510109700	Low-Income Community	2011-2015
Missouri	St. Louis	29510111100	Low-Income Community	2011-2015
Missouri	St. Louis	29510111200	Low-Income Community	2011-2015
Missouri	St. Louis	29510112200	Low-Income Community	2011-2015
Missouri	St. Louis	29510112300	Low-Income Community	2011-2015
Missouri	St. Louis	29510115300	Low-Income Community	2011-2015
Missouri	St. Louis	29510115500	Low-Income Community	2011-2015
Missouri	St. Louis	29510118100	Low-Income Community	2011-2015

AMERICAN OVERSIGHT

Designated Qualified Opportunity Zones

This document was updated **June 14, 2018**, to reflect the final Qualified Opportunity Zone designations for all States.

Please note that the below list of designated tracts is not the official list. The official list will be published in the Internal Revenue Bulletin at a later date.

Click arrow to filter state State	County	Census Tract Number	Tract Type	ACS Data Source
Missouri	St. Louis	29510118600	Low-Income Community	2011-2015
Missouri	St. Louis	29510119300	Low-Income Community	2011-2015
Missouri	St. Louis	29510121100	Low-Income Community	2011-2015
Missouri	St. Louis	29510124600	Low-Income Community	2011-2015
Missouri	St. Louis	29510125600	Low-Income Community	2011-2015
Missouri	St. Louis	29510125700	Low-Income Community	2011-2015
Missouri	St. Louis	29510126600	Low-Income Community	2011-2015
Missouri	St. Louis	29510126700	Low-Income Community	2011-2015
Missouri	St. Louis	29510126900	Low-Income Community	2011-2015
Missouri	St. Louis	29510127000	Low-Income Community	2011-2015
Missouri	St. Louis	29510127100	Low-Income Community	2011-2015
Missouri	St. Louis	29510127400	Low-Income Community	2011-2015
Missouri	St. Louis	29510127500	Low-Income Community	2011-2015
Montana	Big Horn	30003940600	Low-Income Community	2011-2015
Montana	Blaine	30005940100	Low-Income Community	2011-2015
Montana	Carbon	30009000300	Low-Income Community	2011-2015
Montana	Cascade	30013010800	Low-Income Community	2011-2015
Montana	Custer	30017962000	Low-Income Community	2011-2015
Montana	Deer Lodge	30023000300	Low-Income Community	2011-2015
Montana	Fergus	30027030200	Low-Income Community	2011-2015
Montana	Flathead	30029001100	Low-Income Community	2011-2015
Montana	Gallatin	30031001102	Low-Income Community	2011-2015
Montana	Glacier	30035940400	Low-Income Community	2011-2015
Montana	Hill	30041940300	Low-Income Community	2011-2015
Montana	Lewis and Clark	30049000800	Low-Income Community	2011-2015
Montana	Lincoln	30053000200	Low-Income Community	2011-2015
Montana	Meagher	30059000100	Low-Income Community	2011-2015
Montana	Mineral	30061964600	Low-Income Community	2011-2015
Montana	Missoula	30063000201	Low-Income Community	2011-2015
Montana	Ravalli	30081000600	Low-Income Community	2011-2015
Montana	Roosevelt	30085940002	Low-Income Community	2011-2015
Montana	Rosebud	30087940400	Low-Income Community	2011-2015
Montana	Sanders	30089000200	Low-Income Community	2011-2015
Montana	Sanders	30089940300	Low-Income Community	2011-2015
Montana	Silver Bow	30093000100	Low-Income Community	2011-2015
Montana	Toole	30101000200	Low-Income Community	2011-2015
Montana	Wheatland	30107000100	Low-Income Community	2011-2015
Montana	Yellowstone	30111000402	Low-Income Community	2011-2015
Nebraska	Adams	31001966000	Low-Income Community	2011-2015
Nebraska	Buffalo	31019969300	Low-Income Community	2011-2015
Nebraska	Buffalo	31019969600	Low-Income Community	2011-2015
Nebraska	Colfax	31037964800	Low-Income Community	2011-2015
Nebraska	Dakota	31043010100	Low-Income Community	2011-2015
Nebraska	Dawson	31047968300	Low-Income Community	2011-2015
Nebraska	Dawson	31047968400	Low-Income Community	2011-2015
Nebraska	Dodge	31053963800	Low-Income Community	2011-2015
Nebraska	Dodge	31053964400	Low-Income Community	2011-2015
Nebraska	Douglas	31055000500	Low-Income Community	2011-2015
Nebraska	Douglas	31055000700	Low-Income Community	2011-2015
Nebraska	Douglas	31055000800	Low-Income Community	2011-2015
Nebraska	Douglas	31055001100	Low-Income Community	2011-2015
Nebraska	Douglas	31055001600	Low-Income Community	2011-2015
Nebraska	Douglas	31055001800	Non-LIC Contiguous	2011-2015

AMERICAN OVERSIGHT

Designated Qualified Opportunity Zones

This document was updated **June 14, 2018**, to reflect the final Qualified Opportunity Zone designations for all States.

Please note that the below list of designated tracts is not the official list. The official list will be published in the Internal Revenue Bulletin at a later date.

Click arrow to filter state State	County	Census Tract Number	Tract Type	ACS Data Source
Nebraska	Douglas	31055001900	Low-Income Community	2011-2015
Nebraska	Douglas	31055003900	Low-Income Community	2011-2015
Nebraska	Douglas	31055004000	Low-Income Community	2011-2015
Nebraska	Douglas	31055004300	Low-Income Community	2011-2015
Nebraska	Douglas	31055004400	Low-Income Community	2012-2016
Nebraska	Douglas	31055005200	Low-Income Community	2011-2015
Nebraska	Douglas	31055005902	Low-Income Community	2011-2015
Nebraska	Douglas	31055007001	Low-Income Community	2011-2015
Nebraska	Douglas	31055007459	Low-Income Community	2011-2015
Nebraska	Garfield	31071973200	Low-Income Community	2011-2015
Nebraska	Hall	31079000400	Low-Income Community	2011-2015
Nebraska	Hall	31079000900	Low-Income Community	2011-2015
Nebraska	Lancaster	31109000500	Low-Income Community	2011-2015
Nebraska	Lancaster	31109000700	Low-Income Community	2011-2015
Nebraska	Lancaster	31109001800	Low-Income Community	2011-2015
Nebraska	Lancaster	31109001900	Low-Income Community	2011-2015
Nebraska	Lancaster	31109002001	Low-Income Community	2011-2015
Nebraska	Lancaster	31109002002	Low-Income Community	2011-2015
Nebraska	Lancaster	31109002100	Low-Income Community	2011-2015
Nebraska	Lancaster	31109003003	Low-Income Community	2011-2015
Nebraska	Lincoln	31111960200	Low-Income Community	2011-2015
Nebraska	Madison	31119960700	Low-Income Community	2011-2015
Nebraska	Madison	31119961100	Low-Income Community	2012-2016
Nebraska	Merrick	31121966800	Low-Income Community	2011-2015
Nebraska	Red Willow	31145963300	Low-Income Community	2011-2015
Nebraska	Scotts Bluff	31157953700	Low-Income Community	2011-2015
Nebraska	Thurston	31173940200	Low-Income Community	2011-2015
Nebraska	Valley	31175971400	Low-Income Community	2011-2015
Nebraska	York	31185969700	Low-Income Community	2011-2015
Nevada	Churchill	32001950500	Low-Income Community	2011-2015
Nevada	Clark	32003000103	Low-Income Community	2011-2015
Nevada	Clark	32003000105	Low-Income Community	2011-2015
Nevada	Clark	32003000106	Low-Income Community	2011-2015
Nevada	Clark	32003000201	Low-Income Community	2011-2015
Nevada	Clark	32003000203	Low-Income Community	2011-2015
Nevada	Clark	32003000301	Low-Income Community	2011-2015
Nevada	Clark	32003000401	Low-Income Community	2011-2015
Nevada	Clark	32003000402	Low-Income Community	2011-2015
Nevada	Clark	32003000403	Low-Income Community	2011-2015
Nevada	Clark	32003000510	Low-Income Community	2011-2015
Nevada	Clark	32003000520	Low-Income Community	2011-2015
Nevada	Clark	32003000521	Low-Income Community	2011-2015
Nevada	Clark	32003000522	Low-Income Community	2011-2015
Nevada	Clark	32003000523	Low-Income Community	2011-2015
Nevada	Clark	32003000600	Low-Income Community	2011-2015
Nevada	Clark	32003000700	Low-Income Community	2011-2015
Nevada	Clark	32003000800	Low-Income Community	2011-2015
Nevada	Clark	32003001100	Low-Income Community	2011-2015
Nevada	Clark	32003001300	Low-Income Community	2011-2015
Nevada	Clark	32003001501	Low-Income Community	2011-2015
Nevada	Clark	32003001607	Low-Income Community	2011-2015
Nevada	Clark	32003001801	Low-Income Community	2011-2015
Nevada	Clark	32003001901	Low-Income Community	2011-2015

AMERICAN OVERSIGHT

Designated Qualified Opportunity Zones

This document was updated **June 14, 2018**, to reflect the final Qualified Opportunity Zone designations for all States.

Please note that the below list of designated tracts is not the official list. The official list will be published in the Internal Revenue Bulletin at a later date.

Click arrow to filter state State	County	Census Tract Number	Tract Type	ACS Data Source
Nevada	Clark	32003002201	Low-Income Community	2011-2015
Nevada	Clark	32003002403	Low-Income Community	2011-2015
Nevada	Clark	32003002404	Low-Income Community	2011-2015
Nevada	Clark	32003002405	Low-Income Community	2011-2015
Nevada	Clark	32003002506	Low-Income Community	2011-2015
Nevada	Clark	32003002603	Low-Income Community	2011-2015
Nevada	Clark	32003002847	Low-Income Community	2011-2015
Nevada	Clark	32003002905	Low-Income Community	2011-2015
Nevada	Clark	32003002962	Low-Income Community	2011-2015
Nevada	Clark	32003003006	Low-Income Community	2011-2015
Nevada	Clark	32003003616	Low-Income Community	2011-2015
Nevada	Clark	32003003700	Low-Income Community	2011-2015
Nevada	Clark	32003003800	Low-Income Community	2011-2015
Nevada	Clark	32003004000	Low-Income Community	2011-2015
Nevada	Clark	32003004302	Low-Income Community	2011-2015
Nevada	Clark	32003005005	Low-Income Community	2011-2015
Nevada	Clark	32003005200	Low-Income Community	2011-2015
Nevada	Clark	32003005421	Low-Income Community	2011-2015
Nevada	Clark	32003005422	Low-Income Community	2011-2015
Nevada	Clark	32003005438	Low-Income Community	2011-2015
Nevada	Clark	32003006800	Low-Income Community	2011-2015
Nevada	Clark	32003007800	Low-Income Community	2011-2015
Nevada	Elko	32007951500	Low-Income Community	2011-2015
Nevada	Lyon	32019960103	Low-Income Community	2011-2015
Nevada	Lyon	32019960201	Low-Income Community	2011-2015
Nevada	Nye	32023960401	Low-Income Community	2011-2015
Nevada	Washoe	32031000101	Low-Income Community	2011-2015
Nevada	Washoe	32031000102	Low-Income Community	2011-2015
Nevada	Washoe	32031000201	Low-Income Community	2011-2015
Nevada	Washoe	32031000202	Low-Income Community	2011-2015
Nevada	Washoe	32031000900	Low-Income Community	2011-2015
Nevada	Washoe	32031001009	Low-Income Community	2011-2015
Nevada	Washoe	32031001502	Low-Income Community	2011-2015
Nevada	Washoe	32031003101	Low-Income Community	2011-2015
Nevada	Washoe	32031940200	Low-Income Community	2011-2015
Nevada	Carson City	32510000600	Low-Income Community	2011-2015
Nevada	Storey	32029970200	Non-LIC Contiguous	2012-2016
New Hampshire	Belknap	33001966000	Low-Income Community	2011-2015
New Hampshire	Carroll	33003955300	Low-Income Community	2011-2015
New Hampshire	Carroll	33003955400	Low-Income Community	2011-2015
New Hampshire	Cheshire	33005971401	Low-Income Community	2011-2015
New Hampshire	Coos	33007950200	Low-Income Community	2011-2015
New Hampshire	Coos	33007950300	Low-Income Community	2011-2015
New Hampshire	Coos	33007950400	Low-Income Community	2011-2015
New Hampshire	Coos	33007950500	Low-Income Community	2011-2015
New Hampshire	Coos	33007950600	Low-Income Community	2011-2015
New Hampshire	Grafton	33009960100	Low-Income Community	2011-2015
New Hampshire	Grafton	33009960400	Low-Income Community	2011-2015
New Hampshire	Grafton	33009961000	Low-Income Community	2011-2015
New Hampshire	Hillsborough	33011010700	Low-Income Community	2011-2015
New Hampshire	Hillsborough	33011010800	Low-Income Community	2011-2015
New Hampshire	Hillsborough	33011200400	Low-Income Community	2011-2015
New Hampshire	Merrimack	33013043001	Low-Income Community	2011-2015

AMERICAN OVERSIGHT

Designated Qualified Opportunity Zones

This document was updated **June 14, 2018**, to reflect the final Qualified Opportunity Zone designations for all States.

Please note that the below list of designated tracts is not the official list. The official list will be published in the Internal Revenue Bulletin at a later date.

Click arrow to filter state State	County	Census Tract Number	Tract Type	ACS Data Source
New Hampshire	Merrimack	33013043002	Low-Income Community	2011-2015
New Hampshire	Rockingham	33015003500	Low-Income Community	2011-2015
New Hampshire	Rockingham	33015055002	Low-Income Community	2011-2015
New Hampshire	Rockingham	33015063001	Low-Income Community	2011-2015
New Hampshire	Strafford	33017080203	Low-Income Community	2011-2015
New Hampshire	Strafford	33017081400	Low-Income Community	2011-2015
New Hampshire	Strafford	33017083001	Low-Income Community	2011-2015
New Hampshire	Strafford	33017084300	Low-Income Community	2011-2015
New Hampshire	Strafford	33017084400	Low-Income Community	2011-2015
New Hampshire	Sullivan	33019975400	Low-Income Community	2011-2015
New Hampshire	Sullivan	33019975800	Low-Income Community	2011-2015
New Jersey	Atlantic	34001000400	Low-Income Community	2011-2015
New Jersey	Atlantic	34001001900	Low-Income Community	2011-2015
New Jersey	Atlantic	34001002300	Low-Income Community	2011-2015
New Jersey	Atlantic	34001002400	Low-Income Community	2011-2015
New Jersey	Atlantic	34001010600	Low-Income Community	2011-2015
New Jersey	Atlantic	34001011702	Low-Income Community	2011-2015
New Jersey	Atlantic	34001012100	Low-Income Community	2011-2015
New Jersey	Atlantic	34001012702	Low-Income Community	2011-2015
New Jersey	Bergen	34003006300	Low-Income Community	2011-2015
New Jersey	Bergen	34003015400	Low-Income Community	2011-2015
New Jersey	Bergen	34003018200	Low-Income Community	2011-2015
New Jersey	Bergen	34003021200	Low-Income Community	2011-2015
New Jersey	Bergen	34003021500	Low-Income Community	2011-2015
New Jersey	Bergen	34003021600	Low-Income Community	2011-2015
New Jersey	Bergen	34003023100	Low-Income Community	2011-2015
New Jersey	Bergen	34003023200	Low-Income Community	2012-2016
New Jersey	Bergen	34003023402	Low-Income Community	2011-2015
New Jersey	Bergen	34003030100	Low-Income Community	2011-2015
New Jersey	Bergen	34003030300	Low-Income Community	2011-2015
New Jersey	Bergen	34003036100	Low-Income Community	2011-2015
New Jersey	Burlington	34005700104	Low-Income Community	2011-2015
New Jersey	Burlington	34005700703	Low-Income Community	2011-2015
New Jersey	Burlington	34005701204	Low-Income Community	2011-2015
New Jersey	Burlington	34005702207	Low-Income Community	2011-2015
New Jersey	Burlington	34005702807	Low-Income Community	2011-2015
New Jersey	Camden	34007600200	Low-Income Community	2011-2015
New Jersey	Camden	34007600700	Low-Income Community	2011-2015
New Jersey	Camden	34007601300	Low-Income Community	2011-2015
New Jersey	Camden	34007601500	Low-Income Community	2011-2015
New Jersey	Camden	34007601800	Low-Income Community	2011-2015
New Jersey	Camden	34007607702	Low-Income Community	2011-2015
New Jersey	Camden	34007608504	Low-Income Community	2011-2015
New Jersey	Camden	34007610300	Low-Income Community	2011-2015
New Jersey	Camden	34007610400	Low-Income Community	2011-2015
New Jersey	Camden	34007610600	Low-Income Community	2011-2015
New Jersey	Camden	34007610800	Low-Income Community	2011-2015
New Jersey	Cape May	34009021400	Low-Income Community	2011-2015
New Jersey	Cape May	34009021804	Low-Income Community	2011-2015
New Jersey	Cumberland	34011020100	Low-Income Community	2011-2015
New Jersey	Cumberland	34011020503	Low-Income Community	2011-2015
New Jersey	Cumberland	34011030100	Low-Income Community	2011-2015
New Jersey	Cumberland	34011040500	Low-Income Community	2011-2015

AMERICAN OVERSIGHT

Designated Qualified Opportunity Zones

This document was updated **June 14, 2018**, to reflect the final Qualified Opportunity Zone designations for all States.

Please note that the below list of designated tracts is not the official list. The official list will be published in the Internal Revenue Bulletin at a later date.

Click arrow to filter state State	County	Census Tract Number	Tract Type	ACS Data Source
New Jersey	Cumberland	34011041100	Low-Income Community	2011-2015
New Jersey	Essex	34013001400	Low-Income Community	2011-2015
New Jersey	Essex	34013004100	Low-Income Community	2011-2015
New Jersey	Essex	34013004802	Low-Income Community	2011-2015
New Jersey	Essex	34013005000	Low-Income Community	2011-2015
New Jersey	Essex	34013006800	Low-Income Community	2011-2015
New Jersey	Essex	34013007400	Low-Income Community	2011-2015
New Jersey	Essex	34013007501	Low-Income Community	2011-2015
New Jersey	Essex	34013007502	Low-Income Community	2011-2015
New Jersey	Essex	34013008000	Low-Income Community	2011-2015
New Jersey	Essex	34013008100	Low-Income Community	2011-2015
New Jersey	Essex	34013009600	Low-Income Community	2011-2015
New Jersey	Essex	34013010600	Low-Income Community	2011-2015
New Jersey	Essex	34013010900	Low-Income Community	2011-2015
New Jersey	Essex	34013011300	Low-Income Community	2011-2015
New Jersey	Essex	34013013100	Low-Income Community	2011-2015
New Jersey	Essex	34013013200	Low-Income Community	2011-2015
New Jersey	Essex	34013013300	Low-Income Community	2011-2015
New Jersey	Essex	34013018300	Low-Income Community	2011-2015
New Jersey	Essex	34013018600	Low-Income Community	2011-2015
New Jersey	Essex	34013018700	Low-Income Community	2011-2015
New Jersey	Essex	34013018900	Low-Income Community	2011-2015
New Jersey	Essex	34013022900	Low-Income Community	2011-2015
New Jersey	Essex	34013023100	Low-Income Community	2011-2015
New Jersey	Gloucester	34015501001	Low-Income Community	2011-2015
New Jersey	Gloucester	34015501101	Low-Income Community	2011-2015
New Jersey	Gloucester	34015501402	Low-Income Community	2011-2015
New Jersey	Gloucester	34015501406	Low-Income Community	2011-2015
New Jersey	Hudson	34017001900	Low-Income Community	2011-2015
New Jersey	Hudson	34017002000	Low-Income Community	2011-2015
New Jersey	Hudson	34017002900	Low-Income Community	2011-2015
New Jersey	Hudson	34017004102	Low-Income Community	2011-2015
New Jersey	Hudson	34017004600	Low-Income Community	2011-2015
New Jersey	Hudson	34017004700	Low-Income Community	2011-2015
New Jersey	Hudson	34017004800	Low-Income Community	2011-2015
New Jersey	Hudson	34017005200	Low-Income Community	2011-2015
New Jersey	Hudson	34017006000	Low-Income Community	2011-2015
New Jersey	Hudson	34017006300	Low-Income Community	2011-2015
New Jersey	Hudson	34017006800	Low-Income Community	2011-2015
New Jersey	Hudson	34017010300	Low-Income Community	2011-2015
New Jersey	Hudson	34017010800	Low-Income Community	2012-2016
New Jersey	Hudson	34017012700	Low-Income Community	2011-2015
New Jersey	Hudson	34017014600	Low-Income Community	2011-2015
New Jersey	Hudson	34017014800	Low-Income Community	2011-2015
New Jersey	Hudson	34017015500	Low-Income Community	2011-2015
New Jersey	Hudson	34017016200	Low-Income Community	2011-2015
New Jersey	Hudson	34017016400	Low-Income Community	2011-2015
New Jersey	Hudson	34017016900	Low-Income Community	2011-2015
New Jersey	Hudson	34017017800	Low-Income Community	2011-2015
New Jersey	Hunterdon	34019011400	Low-Income Community	2011-2015
New Jersey	Mercer	34021000100	Low-Income Community	2011-2015
New Jersey	Mercer	34021000200	Low-Income Community	2011-2015
New Jersey	Mercer	34021000800	Low-Income Community	2011-2015

AMERICAN OVERSIGHT

Designated Qualified Opportunity Zones

This document was updated **June 14, 2018**, to reflect the final Qualified Opportunity Zone designations for all States.

Please note that the below list of designated tracts is not the official list. The official list will be published in the Internal Revenue Bulletin at a later date.

Click arrow to filter state State	County	Census Tract Number	Tract Type	ACS Data Source
New Jersey	Mercer	34021000900	Low-Income Community	2011-2015
New Jersey	Mercer	34021001000	Low-Income Community	2011-2015
New Jersey	Mercer	34021002000	Low-Income Community	2011-2015
New Jersey	Mercer	34021002100	Low-Income Community	2011-2015
New Jersey	Mercer	34021002902	Low-Income Community	2011-2015
New Jersey	Middlesex	34023003600	Low-Income Community	2011-2015
New Jersey	Middlesex	34023004500	Low-Income Community	2011-2015
New Jersey	Middlesex	34023004600	Low-Income Community	2011-2015
New Jersey	Middlesex	34023004800	Low-Income Community	2011-2015
New Jersey	Middlesex	34023004900	Low-Income Community	2011-2015
New Jersey	Middlesex	34023005300	Low-Income Community	2011-2015
New Jersey	Middlesex	34023005500	Low-Income Community	2011-2015
New Jersey	Middlesex	34023005602	Low-Income Community	2011-2015
New Jersey	Middlesex	34023005700	Low-Income Community	2011-2015
New Jersey	Middlesex	34023005800	Low-Income Community	2011-2015
New Jersey	Middlesex	34023006800	Low-Income Community	2011-2015
New Jersey	Middlesex	34023008300	Low-Income Community	2011-2015
New Jersey	Middlesex	34023009300	Low-Income Community	2011-2015
New Jersey	Monmouth	34025803400	Low-Income Community	2011-2015
New Jersey	Monmouth	34025805800	Low-Income Community	2011-2015
New Jersey	Monmouth	34025806000	Low-Income Community	2011-2015
New Jersey	Monmouth	34025807003	Low-Income Community	2011-2015
New Jersey	Monmouth	34025807300	Low-Income Community	2011-2015
New Jersey	Monmouth	34025807600	Low-Income Community	2011-2015
New Jersey	Monmouth	34025808100	Low-Income Community	2011-2015
New Jersey	Monmouth	34025810900	Low-Income Community	2011-2015
New Jersey	Morris	34027044800	Low-Income Community	2011-2015
New Jersey	Morris	34027044900	Low-Income Community	2011-2015
New Jersey	Morris	34027045000	Low-Income Community	2011-2015
New Jersey	Morris	34027045100	Low-Income Community	2012-2016
New Jersey	Ocean	34029715000	Low-Income Community	2011-2015
New Jersey	Ocean	34029715200	Low-Income Community	2011-2015
New Jersey	Ocean	34029715402	Low-Income Community	2011-2015
New Jersey	Ocean	34029715500	Low-Income Community	2011-2015
New Jersey	Ocean	34029715600	Low-Income Community	2011-2015
New Jersey	Ocean	34029715800	Low-Income Community	2011-2015
New Jersey	Ocean	34029720101	Low-Income Community	2011-2015
New Jersey	Ocean	34029720102	Low-Income Community	2011-2015
New Jersey	Ocean	34029720202	Low-Income Community	2011-2015
New Jersey	Ocean	34029731101	Low-Income Community	2011-2015
New Jersey	Ocean	34029731205	Low-Income Community	2011-2015
New Jersey	Passaic	34031124601	Low-Income Community	2011-2015
New Jersey	Passaic	34031125100	Low-Income Community	2011-2015
New Jersey	Passaic	34031175200	Low-Income Community	2011-2015
New Jersey	Passaic	34031175301	Low-Income Community	2011-2015
New Jersey	Passaic	34031175402	Low-Income Community	2011-2015
New Jersey	Passaic	34031175900	Low-Income Community	2011-2015
New Jersey	Passaic	34031181500	Low-Income Community	2011-2015
New Jersey	Passaic	34031181800	Low-Income Community	2011-2015
New Jersey	Passaic	34031182302	Low-Income Community	2011-2015
New Jersey	Passaic	34031182500	Low-Income Community	2011-2015
New Jersey	Passaic	34031182800	Low-Income Community	2011-2015
New Jersey	Passaic	34031182900	Low-Income Community	2011-2015

AMERICAN OVERSIGHT

Designated Qualified Opportunity Zones

This document was updated **June 14, 2018**, to reflect the final Qualified Opportunity Zone designations for all States.

Please note that the below list of designated tracts is not the official list. The official list will be published in the Internal Revenue Bulletin at a later date.

Click arrow to filter state State	County	Census Tract Number	Tract Type	ACS Data Source
New Jersey	Passaic	34031183200	Low-Income Community	2011-2015
New Jersey	Passaic	34031203600	Low-Income Community	2011-2015
New Jersey	Passaic	34031264200	Low-Income Community	2011-2015
New Jersey	Salem	34033020600	Low-Income Community	2011-2015
New Jersey	Salem	34033022100	Low-Income Community	2011-2015
New Jersey	Somerset	34035051100	Low-Income Community	2011-2015
New Jersey	Somerset	34035051200	Low-Income Community	2011-2015
New Jersey	Somerset	34035051700	Low-Income Community	2011-2015
New Jersey	Sussex	34037371200	Low-Income Community	2011-2015
New Jersey	Union	34039031100	Low-Income Community	2011-2015
New Jersey	Union	34039031200	Low-Income Community	2011-2015
New Jersey	Union	34039031602	Low-Income Community	2011-2015
New Jersey	Union	34039032400	Low-Income Community	2011-2015
New Jersey	Union	34039035300	Low-Income Community	2011-2015
New Jersey	Union	34039035400	Low-Income Community	2011-2015
New Jersey	Union	34039036000	Low-Income Community	2011-2015
New Jersey	Union	34039039000	Low-Income Community	2011-2015
New Jersey	Union	34039039300	Low-Income Community	2011-2015
New Jersey	Union	34039039800	Low-Income Community	2011-2015
New Jersey	Union	34039039900	Low-Income Community	2011-2015
New Jersey	Warren	34041030700	Low-Income Community	2011-2015
New Mexico	Bernalillo	35001000124	Low-Income Community	2011-2015
New Mexico	Bernalillo	35001001200	Low-Income Community	2011-2015
New Mexico	Bernalillo	35001001600	Low-Income Community	2011-2015
New Mexico	Bernalillo	35001002100	Low-Income Community	2011-2015
New Mexico	Bernalillo	35001002500	Low-Income Community	2011-2015
New Mexico	Bernalillo	35001002700	Low-Income Community	2011-2015
New Mexico	Bernalillo	35001003400	Low-Income Community	2011-2015
New Mexico	Bernalillo	35001003736	Low-Income Community	2011-2015
New Mexico	Bernalillo	35001004001	Low-Income Community	2011-2015
New Mexico	Bernalillo	35001004300	Low-Income Community	2011-2015
New Mexico	Bernalillo	35001004736	Low-Income Community	2011-2015
New Mexico	Bernalillo	35001004741	Low-Income Community	2011-2015
New Mexico	Bernalillo	35001004744	Non-LIC Contiguous	2011-2015
New Mexico	Bernalillo	35001940600	Low-Income Community	2011-2015
New Mexico	Chaves	35005000700	Low-Income Community	2011-2015
New Mexico	Chaves	35005001101	Low-Income Community	2011-2015
New Mexico	Chaves	35005001300	Low-Income Community	2011-2015
New Mexico	Cibola	35006946100	Low-Income Community	2011-2015
New Mexico	Cibola	35006974400	Low-Income Community	2011-2015
New Mexico	Colfax	35007950500	Low-Income Community	2011-2015
New Mexico	Curry	35009000400	Low-Income Community	2011-2015
New Mexico	Curry	35009000603	Low-Income Community	2011-2015
New Mexico	Doña Ana	35013000102	Low-Income Community	2011-2015
New Mexico	Doña Ana	35013000500	Low-Income Community	2011-2015
New Mexico	Doña Ana	35013001000	Low-Income Community	2011-2015
New Mexico	Doña Ana	35013001303	Low-Income Community	2011-2015
New Mexico	Doña Ana	35013001500	Non-LIC Contiguous	2011-2015
New Mexico	Doña Ana	35013001701	Low-Income Community	2011-2015
New Mexico	Doña Ana	35013001705	Low-Income Community	2011-2015
New Mexico	Eddy	35015000100	Low-Income Community	2011-2015
New Mexico	Eddy	35015000800	Low-Income Community	2011-2015
New Mexico	Grant	35017964400	Low-Income Community	2011-2015

AMERICAN OVERSIGHT

Designated Qualified Opportunity Zones

This document was updated **June 14, 2018**, to reflect the final Qualified Opportunity Zone designations for all States.

Please note that the below list of designated tracts is not the official list. The official list will be published in the Internal Revenue Bulletin at a later date.

Click arrow to filter state State	County	Census Tract Number	Tract Type	ACS Data Source
New Mexico	Hidalgo	35023970200	Low-Income Community	2011-2015
New Mexico	Lea	35025000300	Low-Income Community	2011-2015
New Mexico	Luna	35029000500	Low-Income Community	2011-2015
New Mexico	McKinley	35031943902	Low-Income Community	2011-2015
New Mexico	McKinley	35031945200	Low-Income Community	2011-2015
New Mexico	McKinley	35031946000	Low-Income Community	2011-2015
New Mexico	Quay	35037958601	Low-Income Community	2011-2015
New Mexico	Rio Arriba	35039000300	Low-Income Community	2011-2015
New Mexico	Rio Arriba	35039941000	Low-Income Community	2011-2015
New Mexico	Roosevelt	35041000300	Low-Income Community	2011-2015
New Mexico	Sandoval	35043940500	Low-Income Community	2011-2015
New Mexico	Sandoval	35043940900	Low-Income Community	2011-2015
New Mexico	San Juan	35045000401	Low-Income Community	2011-2015
New Mexico	San Juan	35045000402	Low-Income Community	2011-2015
New Mexico	San Juan	35045000705	Low-Income Community	2011-2015
New Mexico	San Juan	35045943000	Low-Income Community	2011-2015
New Mexico	San Juan	35045943201	Low-Income Community	2011-2015
New Mexico	Santa Fe	35049001002	Low-Income Community	2011-2015
New Mexico	Santa Fe	35049001103	Low-Income Community	2011-2015
New Mexico	Santa Fe	35049001202	Low-Income Community	2011-2015
New Mexico	Santa Fe	35049001302	Low-Income Community	2011-2015
New Mexico	Santa Fe	35049001304	Low-Income Community	2011-2015
New Mexico	Sierra	35051962300	Low-Income Community	2011-2015
New Mexico	Sierra	35051962401	Non-LIC Contiguous	2011-2015
New Mexico	Taos	35055952300	Low-Income Community	2011-2015
New Mexico	Torrance	35057963202	Low-Income Community	2011-2015
New Mexico	Torrance	35057963600	Low-Income Community	2011-2015
New Mexico	Valencia	35061970401	Low-Income Community	2011-2015
New Mexico	Valencia	35061971000	Low-Income Community	2011-2015
New Mexico	Valencia	35061971300	Low-Income Community	2011-2015
New Mexico	Valencia	35061971400	Non-LIC Contiguous	2011-2015
New York	Albany	36001000200	Low-Income Community	2011-2015
New York	Albany	36001001100	Low-Income Community	2011-2015
New York	Albany	36001002100	Low-Income Community	2011-2015
New York	Albany	36001002300	Low-Income Community	2011-2015
New York	Albany	36001002500	Low-Income Community	2011-2015
New York	Albany	36001002600	Low-Income Community	2011-2015
New York	Allegany	36003950700	Low-Income Community	2011-2015
New York	Allegany	36003950800	Low-Income Community	2011-2015
New York	Bronx	36005001900	Low-Income Community	2011-2015
New York	Bronx	36005002300	Low-Income Community	2011-2015
New York	Bronx	36005002500	Low-Income Community	2011-2015
New York	Bronx	36005002701	Low-Income Community	2011-2015
New York	Bronx	36005002702	Low-Income Community	2011-2015
New York	Bronx	36005002800	Low-Income Community	2011-2015
New York	Bronx	36005003500	Low-Income Community	2011-2015
New York	Bronx	36005003900	Low-Income Community	2011-2015
New York	Bronx	36005004100	Low-Income Community	2011-2015
New York	Bronx	36005004300	Low-Income Community	2011-2015
New York	Bronx	36005005001	Low-Income Community	2011-2015
New York	Bronx	36005005100	Low-Income Community	2011-2015
New York	Bronx	36005005200	Low-Income Community	2011-2015
New York	Bronx	36005005902	Low-Income Community	2011-2015

AMERICAN OVERSIGHT

Designated Qualified Opportunity Zones

This document was updated **June 14, 2018**, to reflect the final Qualified Opportunity Zone designations for all States.

Please note that the below list of designated tracts is not the official list. The official list will be published in the Internal Revenue Bulletin at a later date.

Click arrow to filter state State	County	Census Tract Number	Tract Type	ACS Data Source
New York	Bronx	36005006100	Low-Income Community	2011-2015
New York	Bronx	36005006300	Low-Income Community	2011-2015
New York	Bronx	36005006500	Low-Income Community	2011-2015
New York	Bronx	36005006700	Low-Income Community	2011-2015
New York	Bronx	36005007100	Low-Income Community	2011-2015
New York	Bronx	36005007500	Low-Income Community	2011-2015
New York	Bronx	36005008700	Low-Income Community	2011-2015
New York	Bronx	36005008900	Low-Income Community	2011-2015
New York	Bronx	36005009000	Low-Income Community	2011-2015
New York	Bronx	36005009300	Low-Income Community	2011-2015
New York	Bronx	36005009600	Low-Income Community	2011-2015
New York	Bronx	36005011502	Low-Income Community	2011-2015
New York	Bronx	36005011700	Low-Income Community	2011-2015
New York	Bronx	36005011900	Low-Income Community	2011-2015
New York	Bronx	36005012101	Low-Income Community	2011-2015
New York	Bronx	36005012102	Low-Income Community	2011-2015
New York	Bronx	36005012300	Low-Income Community	2011-2015
New York	Bronx	36005012701	Low-Income Community	2011-2015
New York	Bronx	36005012901	Low-Income Community	2011-2015
New York	Bronx	36005013100	Low-Income Community	2011-2015
New York	Bronx	36005014100	Low-Income Community	2011-2015
New York	Bronx	36005014500	Low-Income Community	2011-2015
New York	Bronx	36005014900	Low-Income Community	2011-2015
New York	Bronx	36005015700	Low-Income Community	2011-2015
New York	Bronx	36005016100	Low-Income Community	2011-2015
New York	Bronx	36005016500	Low-Income Community	2011-2015
New York	Bronx	36005016700	Low-Income Community	2011-2015
New York	Bronx	36005017500	Low-Income Community	2011-2015
New York	Bronx	36005017701	Low-Income Community	2011-2015
New York	Bronx	36005018102	Low-Income Community	2011-2015
New York	Bronx	36005018301	Low-Income Community	2011-2015
New York	Bronx	36005018900	Low-Income Community	2011-2015
New York	Bronx	36005019300	Low-Income Community	2011-2015
New York	Bronx	36005019500	Low-Income Community	2011-2015
New York	Bronx	36005019700	Low-Income Community	2011-2015
New York	Bronx	36005019900	Low-Income Community	2011-2015
New York	Bronx	36005020100	Low-Income Community	2011-2015
New York	Bronx	36005020501	Low-Income Community	2011-2015
New York	Bronx	36005020502	Low-Income Community	2011-2015
New York	Bronx	36005021502	Low-Income Community	2011-2015
New York	Bronx	36005023100	Low-Income Community	2011-2015
New York	Bronx	36005024300	Low-Income Community	2011-2015
New York	Bronx	36005024501	Low-Income Community	2011-2015
New York	Bronx	36005024502	Low-Income Community	2011-2015
New York	Bronx	36005024700	Low-Income Community	2011-2015
New York	Bronx	36005025100	Low-Income Community	2011-2015
New York	Bronx	36005025500	Low-Income Community	2011-2015
New York	Bronx	36005025700	Low-Income Community	2011-2015
New York	Bronx	36005028400	Low-Income Community	2011-2015
New York	Bronx	36005036100	Low-Income Community	2011-2015
New York	Bronx	36005036502	Low-Income Community	2011-2015
New York	Bronx	36005037504	Low-Income Community	2011-2015
New York	Bronx	36005038302	Low-Income Community	2011-2015

AMERICAN OVERSIGHT

Designated Qualified Opportunity Zones

This document was updated **June 14, 2018**, to reflect the final Qualified Opportunity Zone designations for all States.

Please note that the below list of designated tracts is not the official list. The official list will be published in the Internal Revenue Bulletin at a later date.

Click arrow to filter state State	County	Census Tract Number	Tract Type	ACS Data Source
New York	Bronx	36005038500	Low-Income Community	2011-2015
New York	Bronx	36005038900	Low-Income Community	2011-2015
New York	Bronx	36005039100	Low-Income Community	2011-2015
New York	Bronx	36005039300	Low-Income Community	2011-2015
New York	Bronx	36005039500	Low-Income Community	2011-2015
New York	Bronx	36005043100	Low-Income Community	2011-2015
New York	Bronx	36005046201	Low-Income Community	2011-2015
New York	Bronx	36005046202	Low-Income Community	2011-2015
New York	Broome	36007000200	Low-Income Community	2011-2015
New York	Broome	36007000400	Low-Income Community	2011-2015
New York	Broome	36007000500	Low-Income Community	2011-2015
New York	Broome	36007013400	Low-Income Community	2011-2015
New York	Broome	36007013500	Low-Income Community	2011-2015
New York	Broome	36007013900	Low-Income Community	2011-2015
New York	Cattaraugus	36009960600	Low-Income Community	2011-2015
New York	Cattaraugus	36009961600	Low-Income Community	2011-2015
New York	Cattaraugus	36009961700	Low-Income Community	2011-2015
New York	Cayuga	36011041300	Low-Income Community	2011-2015
New York	Chautauqua	36013030500	Low-Income Community	2011-2015
New York	Chautauqua	36013035400	Low-Income Community	2011-2015
New York	Chautauqua	36013035500	Low-Income Community	2011-2015
New York	Chautauqua	36013035600	Low-Income Community	2011-2015
New York	Chautauqua	36013035700	Low-Income Community	2011-2015
New York	Chautauqua	36013035800	Low-Income Community	2011-2015
New York	Chautauqua	36013037300	Low-Income Community	2011-2015
New York	Chemung	36015000600	Low-Income Community	2011-2015
New York	Chemung	36015000700	Low-Income Community	2011-2015
New York	Chemung	36015001000	Low-Income Community	2011-2015
New York	Chenango	36017970400	Low-Income Community	2011-2015
New York	Clinton	36019101300	Low-Income Community	2011-2015
New York	Clinton	36019101600	Low-Income Community	2011-2015
New York	Columbia	36021001200	Low-Income Community	2011-2015
New York	Columbia	36021001300	Low-Income Community	2011-2015
New York	Cortland	36023970600	Low-Income Community	2011-2015
New York	Cortland	36023970900	Low-Income Community	2011-2015
New York	Delaware	36025970400	Low-Income Community	2011-2015
New York	Delaware	36025970500	Low-Income Community	2011-2015
New York	Delaware	36025970600	Low-Income Community	2011-2015
New York	Dutchess	36027210101	Low-Income Community	2011-2015
New York	Dutchess	36027220100	Low-Income Community	2011-2015
New York	Dutchess	36027221100	Low-Income Community	2011-2015
New York	Dutchess	36027640002	Low-Income Community	2011-2015
New York	Erie	36029000110	Low-Income Community	2011-2015
New York	Erie	36029000500	Low-Income Community	2011-2015
New York	Erie	36029001600	Low-Income Community	2011-2015
New York	Erie	36029002502	Low-Income Community	2011-2015
New York	Erie	36029003100	Low-Income Community	2011-2015
New York	Erie	36029003400	Low-Income Community	2011-2015
New York	Erie	36029004001	Low-Income Community	2011-2015
New York	Erie	36029004700	Low-Income Community	2011-2015
New York	Erie	36029005600	Low-Income Community	2011-2015
New York	Erie	36029006100	Low-Income Community	2011-2015
New York	Erie	36029006702	Low-Income Community	2011-2015

AMERICAN OVERSIGHT

Designated Qualified Opportunity Zones

This document was updated **June 14, 2018**, to reflect the final Qualified Opportunity Zone designations for all States.

Please note that the below list of designated tracts is not the official list. The official list will be published in the Internal Revenue Bulletin at a later date.

Click arrow to filter state State	County	Census Tract Number	Tract Type	ACS Data Source
New York	Erie	36029008300	Low-Income Community	2011-2015
New York	Erie	36029008400	Low-Income Community	2011-2015
New York	Erie	36029009200	Low-Income Community	2011-2015
New York	Erie	36029012300	Low-Income Community	2011-2015
New York	Erie	36029016300	Low-Income Community	2011-2015
New York	Erie	36029016400	Low-Income Community	2011-2015
New York	Erie	36029016500	Low-Income Community	2011-2015
New York	Erie	36029016800	Low-Income Community	2011-2015
New York	Erie	36029017000	Low-Income Community	2011-2015
New York	Erie	36029017100	Low-Income Community	2011-2015
New York	Erie	36029017200	Low-Income Community	2011-2015
New York	Erie	36029017400	Low-Income Community	2011-2015
New York	Franklin	36033950501	Low-Income Community	2011-2015
New York	Fulton	36035970700	Low-Income Community	2011-2015
New York	Fulton	36035970800	Low-Income Community	2011-2015
New York	Fulton	36035971200	Low-Income Community	2011-2015
New York	Genesee	36037950600	Low-Income Community	2011-2015
New York	Genesee	36037951000	Low-Income Community	2011-2015
New York	Greene	36039081000	Low-Income Community	2011-2015
New York	Herkimer	36043010702	Low-Income Community	2011-2015
New York	Herkimer	36043011200	Low-Income Community	2011-2015
New York	Jefferson	36045061300	Low-Income Community	2011-2015
New York	Jefferson	36045061400	Low-Income Community	2011-2015
New York	Jefferson	36045062100	Low-Income Community	2011-2015
New York	Kings	36047000100	Non-LIC Contiguous	2011-2015
New York	Kings	36047000200	Low-Income Community	2011-2015
New York	Kings	36047000502	Non-LIC Contiguous	2011-2015
New York	Kings	36047001100	Non-LIC Contiguous	2011-2015
New York	Kings	36047001300	Low-Income Community	2011-2015
New York	Kings	36047001500	Low-Income Community	2011-2015
New York	Kings	36047002000	Low-Income Community	2011-2015
New York	Kings	36047002200	Low-Income Community	2011-2015
New York	Kings	36047002300	Low-Income Community	2011-2015
New York	Kings	36047002901	Low-Income Community	2011-2015
New York	Kings	36047003400	Low-Income Community	2011-2015
New York	Kings	36047005300	Low-Income Community	2011-2015
New York	Kings	36047007000	Low-Income Community	2011-2015
New York	Kings	36047007100	Low-Income Community	2011-2015
New York	Kings	36047007400	Low-Income Community	2011-2015
New York	Kings	36047008200	Low-Income Community	2011-2015
New York	Kings	36047008400	Low-Income Community	2011-2015
New York	Kings	36047008500	Low-Income Community	2011-2015
New York	Kings	36047009800	Low-Income Community	2011-2015
New York	Kings	36047010100	Low-Income Community	2011-2015
New York	Kings	36047010400	Low-Income Community	2011-2015
New York	Kings	36047011600	Low-Income Community	2011-2015
New York	Kings	36047011700	Low-Income Community	2011-2015
New York	Kings	36047011800	Low-Income Community	2011-2015
New York	Kings	36047011900	Non-LIC Contiguous	2011-2015
New York	Kings	36047012700	Low-Income Community	2011-2015
New York	Kings	36047018501	Low-Income Community	2011-2015
New York	Kings	36047019100	Low-Income Community	2011-2015
New York	Kings	36047021100	Low-Income Community	2011-2015

AMERICAN OVERSIGHT

Designated Qualified Opportunity Zones

This document was updated **June 14, 2018**, to reflect the final Qualified Opportunity Zone designations for all States.

Please note that the below list of designated tracts is not the official list. The official list will be published in the Internal Revenue Bulletin at a later date.

Click arrow to filter state State	County	Census Tract Number	Tract Type	ACS Data Source
New York	Kings	36047021300	Low-Income Community	2011-2015
New York	Kings	36047021500	Non-LIC Contiguous	2011-2015
New York	Kings	36047021700	Low-Income Community	2011-2015
New York	Kings	36047024100	Low-Income Community	2011-2015
New York	Kings	36047024300	Non-LIC Contiguous	2011-2015
New York	Kings	36047025100	Low-Income Community	2011-2015
New York	Kings	36047026300	Low-Income Community	2011-2015
New York	Kings	36047026500	Low-Income Community	2011-2015
New York	Kings	36047028100	Low-Income Community	2011-2015
New York	Kings	36047028300	Low-Income Community	2011-2015
New York	Kings	36047028900	Low-Income Community	2011-2015
New York	Kings	36047029300	Low-Income Community	2011-2015
New York	Kings	36047029400	Low-Income Community	2011-2015
New York	Kings	36047030300	Low-Income Community	2011-2015
New York	Kings	36047030400	Low-Income Community	2011-2015
New York	Kings	36047030700	Low-Income Community	2011-2015
New York	Kings	36047030900	Low-Income Community	2011-2015
New York	Kings	36047031400	Low-Income Community	2011-2015
New York	Kings	36047031900	Low-Income Community	2011-2015
New York	Kings	36047032300	Low-Income Community	2011-2015
New York	Kings	36047032600	Low-Income Community	2011-2015
New York	Kings	36047033000	Low-Income Community	2011-2015
New York	Kings	36047033100	Low-Income Community	2011-2015
New York	Kings	36047033900	Low-Income Community	2011-2015
New York	Kings	36047034200	Low-Income Community	2011-2015
New York	Kings	36047034700	Low-Income Community	2011-2015
New York	Kings	36047034800	Low-Income Community	2011-2015
New York	Kings	36047034900	Low-Income Community	2011-2015
New York	Kings	36047035000	Low-Income Community	2011-2015
New York	Kings	36047035200	Low-Income Community	2011-2015
New York	Kings	36047035700	Low-Income Community	2011-2015
New York	Kings	36047035900	Low-Income Community	2011-2015
New York	Kings	36047036001	Low-Income Community	2011-2015
New York	Kings	36047036100	Low-Income Community	2011-2015
New York	Kings	36047036200	Low-Income Community	2011-2015
New York	Kings	36047036300	Low-Income Community	2011-2015
New York	Kings	36047036501	Low-Income Community	2011-2015
New York	Kings	36047036502	Low-Income Community	2011-2015
New York	Kings	36047036700	Low-Income Community	2011-2015
New York	Kings	36047036900	Low-Income Community	2011-2015
New York	Kings	36047037300	Low-Income Community	2011-2015
New York	Kings	36047039700	Low-Income Community	2011-2015
New York	Kings	36047039900	Low-Income Community	2011-2015
New York	Kings	36047040100	Low-Income Community	2011-2015
New York	Kings	36047040500	Low-Income Community	2011-2015
New York	Kings	36047041300	Low-Income Community	2011-2015
New York	Kings	36047041500	Low-Income Community	2011-2015
New York	Kings	36047041700	Low-Income Community	2011-2015
New York	Kings	36047041900	Low-Income Community	2011-2015
New York	Kings	36047042100	Low-Income Community	2011-2015
New York	Kings	36047042300	Low-Income Community	2011-2015
New York	Kings	36047042900	Low-Income Community	2011-2015
New York	Kings	36047043300	Low-Income Community	2011-2015

AMERICAN OVERSIGHT

Designated Qualified Opportunity Zones

This document was updated **June 14, 2018**, to reflect the final Qualified Opportunity Zone designations for all States.

Please note that the below list of designated tracts is not the official list. The official list will be published in the Internal Revenue Bulletin at a later date.

Click arrow to filter state State	County	Census Tract Number	Tract Type	ACS Data Source
New York	Kings	36047044700	Low-Income Community	2011-2015
New York	Kings	36047044900	Low-Income Community	2011-2015
New York	Kings	36047045300	Low-Income Community	2011-2015
New York	Kings	36047051300	Low-Income Community	2011-2015
New York	Kings	36047053200	Non-LIC Contiguous	2011-2015
New York	Kings	36047054300	Non-LIC Contiguous	2011-2015
New York	Kings	36047054700	Low-Income Community	2011-2015
New York	Kings	36047054900	Low-Income Community	2011-2015
New York	Kings	36047056300	Low-Income Community	2011-2015
New York	Kings	36047057900	Non-LIC Contiguous	2011-2015
New York	Kings	36047061004	Low-Income Community	2011-2015
New York	Kings	36047076200	Low-Income Community	2011-2015
New York	Kings	36047077400	Low-Income Community	2011-2015
New York	Kings	36047078200	Low-Income Community	2011-2015
New York	Kings	36047080400	Low-Income Community	2011-2015
New York	Kings	36047080600	Low-Income Community	2011-2015
New York	Kings	36047081000	Low-Income Community	2011-2015
New York	Kings	36047081600	Low-Income Community	2011-2015
New York	Kings	36047081800	Low-Income Community	2011-2015
New York	Kings	36047082000	Low-Income Community	2011-2015
New York	Kings	36047082400	Low-Income Community	2011-2015
New York	Kings	36047082800	Low-Income Community	2011-2015
New York	Kings	36047083000	Low-Income Community	2011-2015
New York	Kings	36047087401	Low-Income Community	2011-2015
New York	Kings	36047087600	Low-Income Community	2011-2015
New York	Kings	36047088200	Low-Income Community	2011-2015
New York	Kings	36047089000	Low-Income Community	2011-2015
New York	Kings	36047089200	Low-Income Community	2011-2015
New York	Kings	36047090000	Low-Income Community	2011-2015
New York	Kings	36047090600	Low-Income Community	2011-2015
New York	Kings	36047090800	Low-Income Community	2011-2015
New York	Kings	36047111600	Low-Income Community	2011-2015
New York	Kings	36047111800	Low-Income Community	2011-2015
New York	Kings	36047113400	Low-Income Community	2011-2015
New York	Kings	36047114201	Low-Income Community	2011-2015
New York	Kings	36047114400	Low-Income Community	2011-2015
New York	Kings	36047114600	Low-Income Community	2011-2015
New York	Kings	36047115000	Low-Income Community	2011-2015
New York	Kings	36047115200	Low-Income Community	2011-2015
New York	Kings	36047115600	Low-Income Community	2011-2015
New York	Kings	36047116200	Low-Income Community	2011-2015
New York	Kings	36047119400	Low-Income Community	2011-2015
New York	Kings	36047119800	Low-Income Community	2011-2015
New York	Livingston	36051030900	Low-Income Community	2011-2015
New York	Monroe	36055000200	Low-Income Community	2011-2015
New York	Monroe	36055000700	Low-Income Community	2011-2015
New York	Monroe	36055001800	Low-Income Community	2011-2015
New York	Monroe	36055001900	Low-Income Community	2011-2015
New York	Monroe	36055004702	Low-Income Community	2011-2015
New York	Monroe	36055005600	Low-Income Community	2011-2015
New York	Monroe	36055005700	Low-Income Community	2011-2015
New York	Monroe	36055005900	Low-Income Community	2011-2015
New York	Monroe	36055006400	Low-Income Community	2011-2015

AMERICAN OVERSIGHT

Designated Qualified Opportunity Zones

This document was updated **June 14, 2018**, to reflect the final Qualified Opportunity Zone designations for all States.

Please note that the below list of designated tracts is not the official list. The official list will be published in the Internal Revenue Bulletin at a later date.

Click arrow to filter state State	County	Census Tract Number	Tract Type	ACS Data Source
New York	Monroe	36055006900	Low-Income Community	2011-2015
New York	Monroe	36055008500	Low-Income Community	2011-2015
New York	Monroe	36055009200	Low-Income Community	2011-2015
New York	Monroe	36055009301	Low-Income Community	2011-2015
New York	Monroe	36055009302	Low-Income Community	2011-2015
New York	Monroe	36055009400	Low-Income Community	2011-2015
New York	Monroe	36055009601	Low-Income Community	2011-2015
New York	Monroe	36055009602	Low-Income Community	2011-2015
New York	Monroe	36055009603	Low-Income Community	2011-2015
New York	Monroe	36055010601	Low-Income Community	2011-2015
New York	Monroe	36055011400	Low-Income Community	2011-2015
New York	Montgomery	36057070200	Low-Income Community	2011-2015
New York	Montgomery	36057070900	Low-Income Community	2011-2015
New York	Montgomery	36057072600	Low-Income Community	2011-2015
New York	Nassau	36059406801	Low-Income Community	2011-2015
New York	Nassau	36059406802	Low-Income Community	2011-2015
New York	Nassau	36059416500	Low-Income Community	2011-2015
New York	Nassau	36059517200	Low-Income Community	2011-2015
New York	New York	36061000202	Low-Income Community	2011-2015
New York	New York	36061002201	Low-Income Community	2011-2015
New York	New York	36061002601	Low-Income Community	2011-2015
New York	New York	36061006200	Low-Income Community	2011-2015
New York	New York	36061013500	Low-Income Community	2011-2015
New York	New York	36061016800	Low-Income Community	2011-2015
New York	New York	36061018000	Low-Income Community	2011-2015
New York	New York	36061019200	Low-Income Community	2011-2015
New York	New York	36061019400	Low-Income Community	2011-2015
New York	New York	36061019600	Low-Income Community	2011-2015
New York	New York	36061020600	Low-Income Community	2011-2015
New York	New York	36061020800	Low-Income Community	2011-2015
New York	New York	36061020901	Low-Income Community	2011-2015
New York	New York	36061021303	Low-Income Community	2011-2015
New York	New York	36061021500	Low-Income Community	2011-2015
New York	New York	36061021600	Low-Income Community	2011-2015
New York	New York	36061021800	Low-Income Community	2011-2015
New York	New York	36061021900	Low-Income Community	2011-2015
New York	New York	36061022200	Low-Income Community	2011-2015
New York	New York	36061022301	Low-Income Community	2011-2015
New York	New York	36061022302	Low-Income Community	2011-2015
New York	New York	36061022400	Low-Income Community	2011-2015
New York	New York	36061023000	Low-Income Community	2011-2015
New York	New York	36061023200	Low-Income Community	2011-2015
New York	New York	36061024100	Low-Income Community	2011-2015
New York	New York	36061024200	Low-Income Community	2011-2015
New York	New York	36061024301	Low-Income Community	2011-2015
New York	New York	36061026100	Low-Income Community	2011-2015
New York	New York	36061026900	Low-Income Community	2011-2015
New York	New York	36061027700	Low-Income Community	2011-2015
New York	New York	36061027900	Low-Income Community	2011-2015
New York	New York	36061028700	Low-Income Community	2011-2015
New York	New York	36061029100	Low-Income Community	2011-2015
New York	New York	36061029300	Low-Income Community	2011-2015
New York	New York	36061029900	Low-Income Community	2011-2015

AMERICAN OVERSIGHT

Designated Qualified Opportunity Zones

This document was updated **June 14, 2018**, to reflect the final Qualified Opportunity Zone designations for all States.

Please note that the below list of designated tracts is not the official list. The official list will be published in the Internal Revenue Bulletin at a later date.

Click arrow to filter state State	County	Census Tract Number	Tract Type	ACS Data Source
New York	New York	36061030300	Low-Income Community	2011-2015
New York	Niagara	36063020200	Low-Income Community	2011-2015
New York	Niagara	36063020500	Low-Income Community	2011-2015
New York	Niagara	36063021100	Low-Income Community	2011-2015
New York	Niagara	36063021200	Low-Income Community	2011-2015
New York	Niagara	36063021700	Low-Income Community	2011-2015
New York	Niagara	36063023100	Low-Income Community	2011-2015
New York	Niagara	36063023200	Low-Income Community	2011-2015
New York	Niagara	36063023700	Low-Income Community	2011-2015
New York	Oneida	36065020102	Low-Income Community	2011-2015
New York	Oneida	36065020300	Low-Income Community	2011-2015
New York	Oneida	36065020900	Low-Income Community	2011-2015
New York	Oneida	36065021900	Low-Income Community	2011-2015
New York	Oneida	36065022500	Low-Income Community	2011-2015
New York	Oneida	36065026300	Low-Income Community	2011-2015
New York	Oneida	36065026400	Low-Income Community	2011-2015
New York	Onondaga	36067000501	Low-Income Community	2011-2015
New York	Onondaga	36067001600	Low-Income Community	2011-2015
New York	Onondaga	36067002101	Low-Income Community	2011-2015
New York	Onondaga	36067002300	Low-Income Community	2011-2015
New York	Onondaga	36067003000	Low-Income Community	2011-2015
New York	Onondaga	36067003200	Low-Income Community	2011-2015
New York	Onondaga	36067003400	Low-Income Community	2011-2015
New York	Onondaga	36067003500	Low-Income Community	2011-2015
New York	Onondaga	36067003900	Low-Income Community	2011-2015
New York	Onondaga	36067004000	Low-Income Community	2011-2015
New York	Onondaga	36067004200	Low-Income Community	2011-2015
New York	Onondaga	36067005200	Low-Income Community	2011-2015
New York	Onondaga	36067005300	Low-Income Community	2011-2015
New York	Onondaga	36067005400	Low-Income Community	2011-2015
New York	Ontario	36069051000	Low-Income Community	2011-2015
New York	Ontario	36069051100	Low-Income Community	2011-2015
New York	Ontario	36069051800	Low-Income Community	2011-2015
New York	Orange	36071000300	Low-Income Community	2011-2015
New York	Orange	36071000400	Low-Income Community	2011-2015
New York	Orange	36071001500	Low-Income Community	2011-2015
New York	Orange	36071002200	Low-Income Community	2011-2015
New York	Orange	36071002300	Low-Income Community	2011-2015
New York	Orange	36071015100	Low-Income Community	2011-2015
New York	Orleans	36073040700	Low-Income Community	2011-2015
New York	Oswego	36075020301	Low-Income Community	2011-2015
New York	Oswego	36075020302	Low-Income Community	2011-2015
New York	Oswego	36075021102	Low-Income Community	2011-2015
New York	Oswego	36075021605	Low-Income Community	2011-2015
New York	Otsego	36077591100	Low-Income Community	2011-2015
New York	Queens	36081000100	Non-LIC Contiguous	2011-2015
New York	Queens	36081002500	Low-Income Community	2011-2015
New York	Queens	36081003100	Low-Income Community	2011-2015
New York	Queens	36081003300	Low-Income Community	2011-2015
New York	Queens	36081003900	Low-Income Community	2011-2015
New York	Queens	36081005100	Low-Income Community	2011-2015
New York	Queens	36081005500	Low-Income Community	2011-2015
New York	Queens	36081005700	Low-Income Community	2011-2015

AMERICAN OVERSIGHT

Designated Qualified Opportunity Zones

This document was updated **June 14, 2018**, to reflect the final Qualified Opportunity Zone designations for all States.

Please note that the below list of designated tracts is not the official list. The official list will be published in the Internal Revenue Bulletin at a later date.

Click arrow to filter state State	County	Census Tract Number	Tract Type	ACS Data Source
New York	Queens	36081007900	Low-Income Community	2011-2015
New York	Queens	36081008500	Low-Income Community	2011-2015
New York	Queens	36081008700	Low-Income Community	2011-2015
New York	Queens	36081011300	Low-Income Community	2011-2015
New York	Queens	36081011400	Low-Income Community	2011-2015
New York	Queens	36081011600	Low-Income Community	2011-2015
New York	Queens	36081011900	Low-Income Community	2011-2015
New York	Queens	36081014202	Low-Income Community	2011-2015
New York	Queens	36081014400	Low-Income Community	2011-2015
New York	Queens	36081015700	Low-Income Community	2011-2015
New York	Queens	36081015900	Low-Income Community	2011-2015
New York	Queens	36081017900	Low-Income Community	2011-2015
New York	Queens	36081018101	Low-Income Community	2011-2015
New York	Queens	36081018900	Low-Income Community	2011-2015
New York	Queens	36081019600	Low-Income Community	2011-2015
New York	Queens	36081019900	Non-LIC Contiguous	2011-2015
New York	Queens	36081020400	Low-Income Community	2011-2015
New York	Queens	36081020500	Low-Income Community	2011-2015
New York	Queens	36081020800	Low-Income Community	2011-2015
New York	Queens	36081021200	Low-Income Community	2011-2015
New York	Queens	36081024000	Low-Income Community	2011-2015
New York	Queens	36081025400	Low-Income Community	2011-2015
New York	Queens	36081026000	Low-Income Community	2011-2015
New York	Queens	36081026901	Low-Income Community	2011-2015
New York	Queens	36081028300	Low-Income Community	2011-2015
New York	Queens	36081030600	Non-LIC Contiguous	2011-2015
New York	Queens	36081032000	Low-Income Community	2011-2015
New York	Queens	36081041400	Low-Income Community	2011-2015
New York	Queens	36081041500	Low-Income Community	2011-2015
New York	Queens	36081044000	Low-Income Community	2011-2015
New York	Queens	36081044400	Low-Income Community	2011-2015
New York	Queens	36081044601	Low-Income Community	2011-2015
New York	Queens	36081044602	Low-Income Community	2011-2015
New York	Queens	36081066400	Non-LIC Contiguous	2011-2015
New York	Queens	36081069300	Low-Income Community	2011-2015
New York	Queens	36081071100	Low-Income Community	2011-2015
New York	Queens	36081071304	Low-Income Community	2011-2015
New York	Queens	36081071702	Low-Income Community	2011-2015
New York	Queens	36081079200	Low-Income Community	2011-2015
New York	Queens	36081084602	Low-Income Community	2011-2015
New York	Queens	36081086900	Low-Income Community	2011-2015
New York	Queens	36081087100	Low-Income Community	2011-2015
New York	Queens	36081088901	Low-Income Community	2011-2015
New York	Queens	36081092500	Low-Income Community	2011-2015
New York	Queens	36081094201	Low-Income Community	2011-2015
New York	Queens	36081097203	Low-Income Community	2011-2015
New York	Queens	36081099200	Low-Income Community	2011-2015
New York	Queens	36081099802	Low-Income Community	2011-2015
New York	Queens	36081100802	Low-Income Community	2011-2015
New York	Queens	36081101001	Low-Income Community	2011-2015
New York	Queens	36081101002	Low-Income Community	2011-2015
New York	Queens	36081103201	Low-Income Community	2011-2015
New York	Queens	36081103202	Low-Income Community	2011-2015

AMERICAN OVERSIGHT

Designated Qualified Opportunity Zones

This document was updated **June 14, 2018**, to reflect the final Qualified Opportunity Zone designations for all States.

Please note that the below list of designated tracts is not the official list. The official list will be published in the Internal Revenue Bulletin at a later date.

Click arrow to filter state State	County	Census Tract Number	Tract Type	ACS Data Source
New York	Queens	36081117100	Low-Income Community	2011-2015
New York	Rensselaer	36083040400	Low-Income Community	2011-2015
New York	Rensselaer	36083040700	Low-Income Community	2011-2015
New York	Rensselaer	36083040800	Low-Income Community	2011-2015
New York	Rensselaer	36083051500	Low-Income Community	2011-2015
New York	Richmond	36085000300	Non-LIC Contiguous	2011-2015
New York	Richmond	36085000700	Low-Income Community	2011-2015
New York	Richmond	36085001100	Low-Income Community	2011-2015
New York	Richmond	36085002100	Low-Income Community	2011-2015
New York	Richmond	36085013301	Low-Income Community	2011-2015
New York	Richmond	36085020700	Low-Income Community	2011-2015
New York	Richmond	36085022300	Low-Income Community	2011-2015
New York	Richmond	36085031902	Low-Income Community	2011-2015
New York	Rockland	36087010702	Low-Income Community	2011-2015
New York	Rockland	36087010703	Low-Income Community	2011-2015
New York	St. Lawrence	36089490100	Low-Income Community	2011-2015
New York	St. Lawrence	36089490200	Low-Income Community	2011-2015
New York	St. Lawrence	36089490300	Low-Income Community	2011-2015
New York	St. Lawrence	36089490900	Low-Income Community	2011-2015
New York	St. Lawrence	36089491400	Low-Income Community	2011-2015
New York	St. Lawrence	36089491500	Low-Income Community	2011-2015
New York	St. Lawrence	36089491600	Low-Income Community	2011-2015
New York	Saratoga	36091060400	Low-Income Community	2011-2015
New York	Schenectady	36093020200	Low-Income Community	2011-2015
New York	Schenectady	36093021001	Low-Income Community	2011-2015
New York	Schenectady	36093033500	Low-Income Community	2011-2015
New York	Schoharie	36095740200	Non-LIC Contiguous	2011-2015
New York	Schoharie	36095740400	Low-Income Community	2011-2015
New York	Schuyler	36097950300	Low-Income Community	2011-2015
New York	Schuyler	36097950500	Low-Income Community	2011-2015
New York	Seneca	36099950600	Low-Income Community	2011-2015
New York	Steuben	36101960700	Low-Income Community	2011-2015
New York	Steuben	36101960800	Low-Income Community	2011-2015
New York	Suffolk	36103110902	Low-Income Community	2011-2015
New York	Suffolk	36103122501	Low-Income Community	2011-2015
New York	Suffolk	36103146203	Low-Income Community	2011-2015
New York	Suffolk	36103159103	Low-Income Community	2011-2015
New York	Suffolk	36103169704	Non-LIC Contiguous	2011-2015
New York	Suffolk	36103169800	Low-Income Community	2011-2015
New York	Sullivan	36105950700	Low-Income Community	2011-2015
New York	Sullivan	36105951500	Low-Income Community	2011-2015
New York	Sullivan	36105951800	Low-Income Community	2011-2015
New York	Tioga	36107020600	Non-LIC Contiguous	2011-2015
New York	Tioga	36107020701	Low-Income Community	2011-2015
New York	Tompkins	36109000800	Low-Income Community	2011-2015
New York	Tompkins	36109001100	Low-Income Community	2011-2015
New York	Ulster	36111951700	Low-Income Community	2011-2015
New York	Ulster	36111952100	Low-Income Community	2011-2015
New York	Ulster	36111952400	Low-Income Community	2011-2015
New York	Ulster	36111954800	Low-Income Community	2011-2015
New York	Warren	36113070200	Low-Income Community	2011-2015
New York	Warren	36113074000	Low-Income Community	2011-2015
New York	Washington	36115088000	Low-Income Community	2011-2015

AMERICAN OVERSIGHT

Designated Qualified Opportunity Zones

This document was updated **June 14, 2018**, to reflect the final Qualified Opportunity Zone designations for all States.

Please note that the below list of designated tracts is not the official list. The official list will be published in the Internal Revenue Bulletin at a later date.

Click arrow to filter state State	County	Census Tract Number	Tract Type	ACS Data Source
New York	Wayne	36117021100	Low-Income Community	2011-2015
New York	Wayne	36117021200	Low-Income Community	2011-2015
New York	Westchester	36119000300	Low-Income Community	2011-2015
New York	Westchester	36119000401	Low-Income Community	2011-2015
New York	Westchester	36119000600	Low-Income Community	2011-2015
New York	Westchester	36119003100	Low-Income Community	2011-2015
New York	Westchester	36119005800	Low-Income Community	2011-2015
New York	Westchester	36119006100	Low-Income Community	2011-2015
New York	Westchester	36119007900	Low-Income Community	2011-2015
New York	Westchester	36119008000	Low-Income Community	2011-2015
New York	Westchester	36119009300	Low-Income Community	2011-2015
New York	Westchester	36119014300	Low-Income Community	2011-2015
New York	Westchester	36119981000	Low-Income Community	2011-2015
New York	Westchester	36119984000	Low-Income Community	2011-2015
New York	Wyoming	36121970500	Low-Income Community	2011-2015
North Carolina	Alamance	37001020300	Low-Income Community	2011-2015
North Carolina	Alamance	37001020801	Low-Income Community	2011-2015
North Carolina	Alamance	37001021000	Low-Income Community	2011-2015
North Carolina	Alamance	37001021201	Low-Income Community	2011-2015
North Carolina	Alexander	37003040400	Low-Income Community	2011-2015
North Carolina	Alleghany	37005950200	Low-Income Community	2011-2015
North Carolina	Anson	37007920500	Low-Income Community	2011-2015
North Carolina	Ashe	37009970400	Low-Income Community	2011-2015
North Carolina	Avery	37011930302	Low-Income Community	2011-2015
North Carolina	Beaufort	37013930400	Low-Income Community	2011-2015
North Carolina	Bertie	37015960200	Low-Income Community	2011-2015
North Carolina	Bladen	37017950400	Low-Income Community	2011-2015
North Carolina	Brunswick	37019020101	Low-Income Community	2011-2015
North Carolina	Brunswick	37019020104	Low-Income Community	2011-2015
North Carolina	Brunswick	37019020602	Non-LIC Contiguous	2011-2015
North Carolina	Buncombe	37021000200	Low-Income Community	2011-2015
North Carolina	Buncombe	37021000700	Low-Income Community	2011-2015
North Carolina	Buncombe	37021000900	Low-Income Community	2011-2015
North Carolina	Buncombe	37021001400	Low-Income Community	2011-2015
North Carolina	Buncombe	37021002000	Low-Income Community	2011-2015
North Carolina	Burke	37023020301	Non-LIC Contiguous	2011-2015
North Carolina	Burke	37023021100	Low-Income Community	2011-2015
North Carolina	Burke	37023021400	Low-Income Community	2011-2015
North Carolina	Cabarrus	37025041000	Low-Income Community	2011-2015
North Carolina	Cabarrus	37025041902	Low-Income Community	2011-2015
North Carolina	Cabarrus	37025042300	Low-Income Community	2011-2015
North Carolina	Caldwell	37027030100	Low-Income Community	2011-2015
North Carolina	Caldwell	37027030300	Low-Income Community	2011-2015
North Carolina	Caldwell	37027030800	Low-Income Community	2011-2015
North Carolina	Caldwell	37027031100	Low-Income Community	2011-2015
North Carolina	Camden	37029950102	Non-LIC Contiguous	2011-2015
North Carolina	Carteret	37031970304	Low-Income Community	2011-2015
North Carolina	Carteret	37031970501	Low-Income Community	2011-2015
North Carolina	Caswell	37033930300	Low-Income Community	2011-2015
North Carolina	Catawba	37035010900	Low-Income Community	2011-2015
North Carolina	Catawba	37035011300	Low-Income Community	2011-2015
North Carolina	Chatham	37037020300	Low-Income Community	2011-2015
North Carolina	Chatham	37037020600	Low-Income Community	2011-2015

AMERICAN OVERSIGHT

Designated Qualified Opportunity Zones

This document was updated **June 14, 2018**, to reflect the final Qualified Opportunity Zone designations for all States.

Please note that the below list of designated tracts is not the official list. The official list will be published in the Internal Revenue Bulletin at a later date.

Click arrow to filter state State	County	Census Tract Number	Tract Type	ACS Data Source
North Carolina	Chatham	37037020702	Non-LIC Contiguous	2011-2015
North Carolina	Cherokee	37039930200	Low-Income Community	2011-2015
North Carolina	Chowan	37041930200	Low-Income Community	2011-2015
North Carolina	Clay	37043950200	Low-Income Community	2011-2015
North Carolina	Cleveland	37045950500	Low-Income Community	2011-2015
North Carolina	Cleveland	37045951000	Low-Income Community	2011-2015
North Carolina	Columbus	37047930600	Low-Income Community	2011-2015
North Carolina	Columbus	37047930900	Low-Income Community	2011-2015
North Carolina	Columbus	37047931200	Low-Income Community	2011-2015
North Carolina	Craven	37049960900	Low-Income Community	2011-2015
North Carolina	Cumberland	37051000200	Low-Income Community	2011-2015
North Carolina	Cumberland	37051000500	Low-Income Community	2011-2015
North Carolina	Cumberland	37051000702	Low-Income Community	2011-2015
North Carolina	Cumberland	37051000800	Low-Income Community	2011-2015
North Carolina	Cumberland	37051001000	Low-Income Community	2011-2015
North Carolina	Cumberland	37051001100	Low-Income Community	2011-2015
North Carolina	Cumberland	37051001604	Low-Income Community	2011-2015
North Carolina	Cumberland	37051003203	Low-Income Community	2011-2015
North Carolina	Cumberland	37051003800	Low-Income Community	2011-2015
North Carolina	Currituck	37053110302	Low-Income Community	2011-2015
North Carolina	Dare	37055970501	Low-Income Community	2011-2015
North Carolina	Davidson	37057060700	Low-Income Community	2011-2015
North Carolina	Davidson	37057061400	Low-Income Community	2011-2015
North Carolina	Davie	37059080500	Low-Income Community	2011-2015
North Carolina	Duplin	37061090300	Low-Income Community	2011-2015
North Carolina	Duplin	37061090702	Low-Income Community	2011-2015
North Carolina	Durham	37063001001	Low-Income Community	2011-2015
North Carolina	Durham	37063001100	Low-Income Community	2011-2015
North Carolina	Durham	37063001304	Low-Income Community	2011-2015
North Carolina	Durham	37063001400	Low-Income Community	2011-2015
North Carolina	Durham	37063001502	Low-Income Community	2011-2015
North Carolina	Durham	37063002016	Low-Income Community	2011-2015
North Carolina	Durham	37063002300	Low-Income Community	2011-2015
North Carolina	Edgecombe	37065020200	Low-Income Community	2011-2015
North Carolina	Edgecombe	37065020400	Low-Income Community	2011-2015
North Carolina	Edgecombe	37065020900	Low-Income Community	2011-2015
North Carolina	Edgecombe	37065021000	Low-Income Community	2011-2015
North Carolina	Edgecombe	37065021300	Non-LIC Contiguous	2011-2015
North Carolina	Forsyth	37067000100	Low-Income Community	2011-2015
North Carolina	Forsyth	37067000200	Low-Income Community	2011-2015
North Carolina	Forsyth	37067000301	Low-Income Community	2011-2015
North Carolina	Forsyth	37067000302	Low-Income Community	2011-2015
North Carolina	Forsyth	37067000700	Low-Income Community	2011-2015
North Carolina	Forsyth	37067000801	Low-Income Community	2011-2015
North Carolina	Forsyth	37067000802	Low-Income Community	2011-2015
North Carolina	Forsyth	37067001400	Low-Income Community	2011-2015
North Carolina	Forsyth	37067001602	Low-Income Community	2011-2015
North Carolina	Forsyth	37067001700	Low-Income Community	2011-2015
North Carolina	Forsyth	37067003313	Low-Income Community	2011-2015
North Carolina	Franklin	37069060600	Non-LIC Contiguous	2011-2015
North Carolina	Franklin	37069060802	Low-Income Community	2011-2015
North Carolina	Gaston	37071030601	Low-Income Community	2011-2015
North Carolina	Gaston	37071031302	Low-Income Community	2011-2015

AMERICAN OVERSIGHT

Designated Qualified Opportunity Zones

This document was updated **June 14, 2018**, to reflect the final Qualified Opportunity Zone designations for all States.

Please note that the below list of designated tracts is not the official list. The official list will be published in the Internal Revenue Bulletin at a later date.

Click arrow to filter state State	County	Census Tract Number	Tract Type	ACS Data Source
North Carolina	Gaston	37071031401	Low-Income Community	2011-2015
North Carolina	Gaston	37071031500	Low-Income Community	2011-2015
North Carolina	Gaston	37071031600	Low-Income Community	2011-2015
North Carolina	Gaston	37071031900	Low-Income Community	2011-2015
North Carolina	Gaston	37071032000	Low-Income Community	2011-2015
North Carolina	Gaston	37071032200	Low-Income Community	2011-2015
North Carolina	Gaston	37071033400	Low-Income Community	2011-2015
North Carolina	Gates	37073970200	Non-LIC Contiguous	2011-2015
North Carolina	Graham	37075920300	Low-Income Community	2011-2015
North Carolina	Granville	37077970300	Low-Income Community	2011-2015
North Carolina	Greene	37079950101	Low-Income Community	2011-2015
North Carolina	Guilford	37081010200	Low-Income Community	2011-2015
North Carolina	Guilford	37081010300	Low-Income Community	2011-2015
North Carolina	Guilford	37081010800	Low-Income Community	2011-2015
North Carolina	Guilford	37081011000	Low-Income Community	2011-2015
North Carolina	Guilford	37081011101	Low-Income Community	2011-2015
North Carolina	Guilford	37081011102	Low-Income Community	2011-2015
North Carolina	Guilford	37081011200	Low-Income Community	2011-2015
North Carolina	Guilford	37081011300	Low-Income Community	2011-2015
North Carolina	Guilford	37081011400	Low-Income Community	2011-2015
North Carolina	Guilford	37081012803	Low-Income Community	2011-2015
North Carolina	Guilford	37081013800	Low-Income Community	2011-2015
North Carolina	Guilford	37081014300	Low-Income Community	2011-2015
North Carolina	Halifax	37083930400	Low-Income Community	2011-2015
North Carolina	Halifax	37083930900	Low-Income Community	2011-2015
North Carolina	Harnett	37085070100	Low-Income Community	2011-2015
North Carolina	Harnett	37085070200	Low-Income Community	2011-2015
North Carolina	Harnett	37085070801	Low-Income Community	2011-2015
North Carolina	Haywood	37087920300	Low-Income Community	2011-2015
North Carolina	Henderson	37089931000	Low-Income Community	2011-2015
North Carolina	Hertford	37091950100	Low-Income Community	2011-2015
North Carolina	Hoke	37093970300	Low-Income Community	2011-2015
North Carolina	Hyde	37095920100	Low-Income Community	2011-2015
North Carolina	Iredell	37097060100	Low-Income Community	2011-2015
North Carolina	Iredell	37097060200	Low-Income Community	2011-2015
North Carolina	Iredell	37097061301	Low-Income Community	2011-2015
North Carolina	Jackson	37099950600	Low-Income Community	2011-2015
North Carolina	Johnston	37101040301	Low-Income Community	2011-2015
North Carolina	Johnston	37101040400	Low-Income Community	2011-2015
North Carolina	Johnston	37101040901	Low-Income Community	2011-2015
North Carolina	Johnston	37101041001	Low-Income Community	2011-2015
North Carolina	Jones	37103920100	Low-Income Community	2011-2015
North Carolina	Lee	37105030200	Low-Income Community	2011-2015
North Carolina	Lenoir	37107010100	Low-Income Community	2011-2015
North Carolina	Lenoir	37107010800	Non-LIC Contiguous	2011-2015
North Carolina	Lenoir	37107010900	Low-Income Community	2011-2015
North Carolina	Lincoln	37109070800	Low-Income Community	2011-2015
North Carolina	McDowell	37111970500	Low-Income Community	2011-2015
North Carolina	McDowell	37111970700	Low-Income Community	2011-2015
North Carolina	Macon	37113970301	Low-Income Community	2011-2015
North Carolina	Madison	37115010200	Low-Income Community	2011-2015
North Carolina	Martin	37117970200	Low-Income Community	2011-2015
North Carolina	Mecklenburg	37119001606	Low-Income Community	2011-2015

AMERICAN OVERSIGHT

Designated Qualified Opportunity Zones

This document was updated **June 14, 2018**, to reflect the final Qualified Opportunity Zone designations for all States.

Please note that the below list of designated tracts is not the official list. The official list will be published in the Internal Revenue Bulletin at a later date.

Click arrow to filter state State	County	Census Tract Number	Tract Type	ACS Data Source
North Carolina	Mecklenburg	37119001607	Low-Income Community	2011-2015
North Carolina	Mecklenburg	37119001702	Low-Income Community	2011-2015
North Carolina	Mecklenburg	37119003902	Low-Income Community	2011-2015
North Carolina	Mecklenburg	37119003903	Low-Income Community	2011-2015
North Carolina	Mecklenburg	37119004000	Low-Income Community	2011-2015
North Carolina	Mecklenburg	37119004100	Low-Income Community	2011-2015
North Carolina	Mecklenburg	37119004200	Low-Income Community	2011-2015
North Carolina	Mecklenburg	37119004500	Low-Income Community	2011-2015
North Carolina	Mecklenburg	37119004600	Low-Income Community	2011-2015
North Carolina	Mecklenburg	37119004700	Low-Income Community	2011-2015
North Carolina	Mecklenburg	37119004800	Low-Income Community	2011-2015
North Carolina	Mecklenburg	37119005100	Low-Income Community	2011-2015
North Carolina	Mecklenburg	37119005200	Low-Income Community	2011-2015
North Carolina	Mecklenburg	37119005301	Low-Income Community	2011-2015
North Carolina	Mecklenburg	37119005305	Low-Income Community	2011-2015
North Carolina	Mecklenburg	37119005306	Low-Income Community	2011-2015
North Carolina	Mitchell	37121950300	Low-Income Community	2011-2015
North Carolina	Montgomery	37123960100	Low-Income Community	2011-2015
North Carolina	Moore	37125950200	Low-Income Community	2011-2015
North Carolina	Nash	37127010400	Low-Income Community	2011-2015
North Carolina	Nash	37127011500	Low-Income Community	2011-2015
North Carolina	New Hanover	37129011000	Low-Income Community	2011-2015
North Carolina	New Hanover	37129011100	Low-Income Community	2011-2015
North Carolina	New Hanover	37129011200	Low-Income Community	2011-2015
North Carolina	New Hanover	37129011903	Low-Income Community	2011-2015
North Carolina	Northampton	37131920401	Low-Income Community	2011-2015
North Carolina	Onslow	37133001101	Low-Income Community	2011-2015
North Carolina	Onslow	37133002600	Low-Income Community	2011-2015
North Carolina	Orange	37135011400	Low-Income Community	2011-2015
North Carolina	Pamlico	37137950102	Low-Income Community	2011-2015
North Carolina	Pasquotank	37139960100	Low-Income Community	2011-2015
North Carolina	Pasquotank	37139960200	Low-Income Community	2011-2015
North Carolina	Pender	37141920601	Low-Income Community	2011-2015
North Carolina	Pender	37141920602	Low-Income Community	2011-2015
North Carolina	Perquimans	37143920201	Low-Income Community	2011-2015
North Carolina	Person	37145920100	Low-Income Community	2011-2015
North Carolina	Person	37145920200	Low-Income Community	2011-2015
North Carolina	Pitt	37147000701	Low-Income Community	2011-2015
North Carolina	Pitt	37147000702	Low-Income Community	2011-2015
North Carolina	Pitt	37147000800	Low-Income Community	2011-2015
North Carolina	Pitt	37147000900	Low-Income Community	2011-2015
North Carolina	Pitt	37147001800	Low-Income Community	2011-2015
North Carolina	Polk	37149920200	Non-LIC Contiguous	2011-2015
North Carolina	Randolph	37151031000	Low-Income Community	2011-2015
North Carolina	Randolph	37151031200	Low-Income Community	2011-2015
North Carolina	Randolph	37151031400	Low-Income Community	2011-2015
North Carolina	Richmond	37153970300	Low-Income Community	2011-2015
North Carolina	Richmond	37153971100	Low-Income Community	2011-2015
North Carolina	Robeson	37155960101	Low-Income Community	2011-2015
North Carolina	Robeson	37155960102	Low-Income Community	2011-2015
North Carolina	Robeson	37155960201	Low-Income Community	2011-2015
North Carolina	Robeson	37155960401	Low-Income Community	2011-2015
North Carolina	Robeson	37155960502	Low-Income Community	2011-2015

AMERICAN OVERSIGHT

Designated Qualified Opportunity Zones

This document was updated **June 14, 2018**, to reflect the final Qualified Opportunity Zone designations for all States.

Please note that the below list of designated tracts is not the official list. The official list will be published in the Internal Revenue Bulletin at a later date.

Click arrow to filter state State	County	Census Tract Number	Tract Type	ACS Data Source
North Carolina	Robeson	37155960600	Low-Income Community	2011-2015
North Carolina	Robeson	37155960801	Low-Income Community	2011-2015
North Carolina	Rockingham	37157040200	Low-Income Community	2011-2015
North Carolina	Rockingham	37157040900	Low-Income Community	2011-2015
North Carolina	Rockingham	37157041300	Low-Income Community	2011-2015
North Carolina	Rowan	37159050201	Low-Income Community	2011-2015
North Carolina	Rowan	37159050202	Low-Income Community	2011-2015
North Carolina	Rowan	37159050800	Low-Income Community	2011-2015
North Carolina	Rowan	37159051700	Low-Income Community	2011-2015
North Carolina	Rowan	37159052000	Low-Income Community	2011-2015
North Carolina	Rutherford	37161960200	Low-Income Community	2011-2015
North Carolina	Rutherford	37161960900	Low-Income Community	2011-2015
North Carolina	Rutherford	37161961101	Low-Income Community	2011-2015
North Carolina	Sampson	37163970100	Low-Income Community	2011-2015
North Carolina	Sampson	37163970600	Low-Income Community	2011-2015
North Carolina	Scotland	37165010400	Low-Income Community	2011-2015
North Carolina	Stanly	37167931000	Low-Income Community	2011-2015
North Carolina	Stokes	37169070501	Low-Income Community	2011-2015
North Carolina	Surry	37171930400	Low-Income Community	2011-2015
North Carolina	Surry	37171930600	Low-Income Community	2011-2015
North Carolina	Surry	37171931002	Low-Income Community	2011-2015
North Carolina	Swain	37173960200	Low-Income Community	2011-2015
North Carolina	Transylvania	37175960100	Low-Income Community	2011-2015
North Carolina	Tyrrell	37177960100	Low-Income Community	2011-2015
North Carolina	Union	37179020601	Low-Income Community	2011-2015
North Carolina	Union	37179020602	Low-Income Community	2011-2015
North Carolina	Vance	37181960500	Low-Income Community	2011-2015
North Carolina	Wake	37183050900	Low-Income Community	2011-2015
North Carolina	Wake	37183052407	Low-Income Community	2011-2015
North Carolina	Wake	37183052704	Low-Income Community	2011-2015
North Carolina	Wake	37183052706	Low-Income Community	2011-2015
North Carolina	Wake	37183052803	Low-Income Community	2011-2015
North Carolina	Wake	37183052807	Low-Income Community	2011-2015
North Carolina	Wake	37183053009	Low-Income Community	2011-2015
North Carolina	Wake	37183053519	Low-Income Community	2011-2015
North Carolina	Wake	37183054008	Low-Income Community	2011-2015
North Carolina	Wake	37183054018	Low-Income Community	2011-2015
North Carolina	Wake	37183054108	Low-Income Community	2011-2015
North Carolina	Wake	37183054112	Low-Income Community	2011-2015
North Carolina	Wake	37183054500	Low-Income Community	2011-2015
North Carolina	Warren	37185950200	Low-Income Community	2011-2015
North Carolina	Washington	37187950200	Low-Income Community	2011-2015
North Carolina	Watauga	37189920601	Low-Income Community	2011-2015
North Carolina	Wayne	37191000901	Low-Income Community	2011-2015
North Carolina	Wayne	37191001500	Low-Income Community	2011-2015
North Carolina	Wayne	37191001800	Low-Income Community	2011-2015
North Carolina	Wayne	37191001900	Low-Income Community	2011-2015
North Carolina	Wilkes	37193960600	Low-Income Community	2011-2015
North Carolina	Wilkes	37193961001	Non-LIC Contiguous	2011-2015
North Carolina	Wilkes	37193961100	Low-Income Community	2011-2015
North Carolina	Wilson	37195000100	Low-Income Community	2011-2015
North Carolina	Wilson	37195000801	Low-Income Community	2011-2015
North Carolina	Wilson	37195001100	Non-LIC Contiguous	2011-2015

AMERICAN OVERSIGHT

Designated Qualified Opportunity Zones

This document was updated **June 14, 2018**, to reflect the final Qualified Opportunity Zone designations for all States.

Please note that the below list of designated tracts is not the official list. The official list will be published in the Internal Revenue Bulletin at a later date.

Click arrow to filter state State	County	Census Tract Number	Tract Type	ACS Data Source
North Carolina	Yadkin	37197050501	Low-Income Community	2011-2015
North Carolina	Yancey	37199960300	Low-Income Community	2011-2015
North Dakota	Barnes	38003968200	Low-Income Community	2011-2015
North Dakota	Benson	38005940100	Low-Income Community	2011-2015
North Dakota	Burleigh	38015010100	Low-Income Community	2011-2015
North Dakota	Burleigh	38015010200	Low-Income Community	2011-2015
North Dakota	Burleigh	38015010800	Low-Income Community	2011-2015
North Dakota	Cass	38017000501	Low-Income Community	2011-2015
North Dakota	Cass	38017000502	Low-Income Community	2011-2015
North Dakota	Cass	38017000600	Low-Income Community	2011-2015
North Dakota	Cass	38017000700	Low-Income Community	2011-2015
North Dakota	Cass	38017010107	Low-Income Community	2011-2015
North Dakota	Dickey	38021973400	Low-Income Community	2011-2015
North Dakota	Emmons	38029966500	Low-Income Community	2011-2015
North Dakota	Grand Forks	38035010100	Low-Income Community	2011-2015
North Dakota	Grand Forks	38035010200	Low-Income Community	2011-2015
North Dakota	Grand Forks	38035010600	Low-Income Community	2012-2016
North Dakota	McKenzie	38053940100	Low-Income Community	2011-2015
North Dakota	Morton	38059020500	Low-Income Community	2011-2015
North Dakota	Rolette	38079941800	Low-Income Community	2011-2015
North Dakota	Rolette	38079951600	Low-Income Community	2011-2015
North Dakota	Rolette	38079951700	Low-Income Community	2011-2015
North Dakota	Sioux	38085940900	Low-Income Community	2011-2015
North Dakota	Stutsman	38093967800	Low-Income Community	2011-2015
North Dakota	Walsh	38099958000	Low-Income Community	2011-2015
North Dakota	Ward	38101010100	Low-Income Community	2012-2016
North Dakota	Wells	38103959800	Low-Income Community	2011-2015
Northern Mariana Islands	Rota	69100950100	Low-Income Community	2011-2015
Northern Mariana Islands	Saipan	69110000100	Low-Income Community	2011-2015
Northern Mariana Islands	Saipan	69110000200	Low-Income Community	2011-2015
Northern Mariana Islands	Saipan	69110000300	Low-Income Community	2011-2015
Northern Mariana Islands	Saipan	69110000400	Low-Income Community	2011-2015
Northern Mariana Islands	Saipan	69110000500	Low-Income Community	2011-2015
Northern Mariana Islands	Saipan	69110000600	Low-Income Community	2011-2015
Northern Mariana Islands	Saipan	69110000700	Low-Income Community	2011-2015
Northern Mariana Islands	Saipan	69110000800	Low-Income Community	2011-2015
Northern Mariana Islands	Saipan	69110000900	Low-Income Community	2011-2015
Northern Mariana Islands	Saipan	69110001000	Low-Income Community	2011-2015
Northern Mariana Islands	Saipan	69110001100	Low-Income Community	2011-2015
Northern Mariana Islands	Saipan	69110001200	Low-Income Community	2011-2015
Northern Mariana Islands	Saipan	69110001300	Low-Income Community	2011-2015
Northern Mariana Islands	Saipan	69110001400	Low-Income Community	2011-2015
Northern Mariana Islands	Saipan	69110001500	Low-Income Community	2011-2015
Northern Mariana Islands	Saipan	69110001600	Low-Income Community	2011-2015
Northern Mariana Islands	Saipan	69110001700	Low-Income Community	2011-2015
Northern Mariana Islands	Tinian	69120950101	Low-Income Community	2011-2015
Northern Mariana Islands	Tinian	69120950200	Low-Income Community	2011-2015
Ohio	Adams	39001770200	Low-Income Community	2011-2015
Ohio	Allen	39003012600	Low-Income Community	2011-2015
Ohio	Allen	39003012900	Low-Income Community	2011-2015
Ohio	Allen	39003014100	Low-Income Community	2011-2015
Ohio	Ashtabula	39007000103	Low-Income Community	2011-2015
Ohio	Ashtabula	39007000400	Low-Income Community	2011-2015

AMERICAN OVERSIGHT

Designated Qualified Opportunity Zones

This document was updated **June 14, 2018**, to reflect the final Qualified Opportunity Zone designations for all States.

Please note that the below list of designated tracts is not the official list. The official list will be published in the Internal Revenue Bulletin at a later date.

Click arrow to filter state State	County	Census Tract Number	Tract Type	ACS Data Source
Ohio	Athens	39009972800	Low-Income Community	2011-2015
Ohio	Athens	39009973400	Low-Income Community	2011-2015
Ohio	Athens	39009973800	Low-Income Community	2011-2015
Ohio	Athens	39009973902	Low-Income Community	2011-2015
Ohio	Belmont	39013010802	Low-Income Community	2011-2015
Ohio	Belmont	39013011700	Low-Income Community	2011-2015
Ohio	Brown	39015951202	Low-Income Community	2011-2015
Ohio	Brown	39015951300	Low-Income Community	2011-2015
Ohio	Butler	39017000300	Low-Income Community	2011-2015
Ohio	Butler	39017010906	Low-Income Community	2011-2015
Ohio	Butler	39017010909	Low-Income Community	2011-2015
Ohio	Butler	39017012200	Low-Income Community	2011-2015
Ohio	Butler	39017014700	Low-Income Community	2011-2015
Ohio	Carroll	39019720500	Low-Income Community	2011-2015
Ohio	Champaign	39021010500	Low-Income Community	2011-2015
Ohio	Clark	39023000200	Low-Income Community	2011-2015
Ohio	Clark	39023000300	Low-Income Community	2011-2015
Ohio	Clark	39023000901	Low-Income Community	2011-2015
Ohio	Clark	39023003400	Low-Income Community	2011-2015
Ohio	Clermont	39025040900	Low-Income Community	2011-2015
Ohio	Clermont	39025041306	Low-Income Community	2011-2015
Ohio	Clinton	39027964700	Low-Income Community	2011-2015
Ohio	Columbiana	39029951800	Low-Income Community	2011-2015
Ohio	Crawford	39033974400	Low-Income Community	2011-2015
Ohio	Crawford	39033974900	Low-Income Community	2011-2015
Ohio	Cuyahoga	39035103300	Low-Income Community	2011-2015
Ohio	Cuyahoga	39035103602	Low-Income Community	2011-2015
Ohio	Cuyahoga	39035103900	Low-Income Community	2011-2015
Ohio	Cuyahoga	39035104100	Low-Income Community	2011-2015
Ohio	Cuyahoga	39035104200	Low-Income Community	2011-2015
Ohio	Cuyahoga	39035104300	Low-Income Community	2011-2015
Ohio	Cuyahoga	39035104400	Low-Income Community	2011-2015
Ohio	Cuyahoga	39035104600	Low-Income Community	2011-2015
Ohio	Cuyahoga	39035104800	Low-Income Community	2011-2015
Ohio	Cuyahoga	39035104900	Low-Income Community	2011-2015
Ohio	Cuyahoga	39035105500	Low-Income Community	2011-2015
Ohio	Cuyahoga	39035107101	Low-Income Community	2011-2015
Ohio	Cuyahoga	39035107701	Low-Income Community	2011-2015
Ohio	Cuyahoga	39035107802	Low-Income Community	2011-2015
Ohio	Cuyahoga	39035108301	Low-Income Community	2011-2015
Ohio	Cuyahoga	39035108701	Low-Income Community	2011-2015
Ohio	Cuyahoga	39035111202	Low-Income Community	2011-2015
Ohio	Cuyahoga	39035112301	Low-Income Community	2011-2015
Ohio	Cuyahoga	39035112800	Low-Income Community	2011-2015
Ohio	Cuyahoga	39035113101	Low-Income Community	2011-2015
Ohio	Cuyahoga	39035113500	Low-Income Community	2011-2015
Ohio	Cuyahoga	39035113600	Low-Income Community	2011-2015
Ohio	Cuyahoga	39035113801	Low-Income Community	2011-2015
Ohio	Cuyahoga	39035114100	Low-Income Community	2011-2015
Ohio	Cuyahoga	39035114300	Low-Income Community	2011-2015
Ohio	Cuyahoga	39035114501	Low-Income Community	2011-2015
Ohio	Cuyahoga	39035114600	Low-Income Community	2011-2015
Ohio	Cuyahoga	39035114700	Low-Income Community	2011-2015

AMERICAN OVERSIGHT

Designated Qualified Opportunity Zones

This document was updated **June 14, 2018**, to reflect the final Qualified Opportunity Zone designations for all States.

Please note that the below list of designated tracts is not the official list. The official list will be published in the Internal Revenue Bulletin at a later date.

Click arrow to filter state State	County	Census Tract Number	Tract Type	ACS Data Source
Ohio	Cuyahoga	39035116400	Low-Income Community	2011-2015
Ohio	Cuyahoga	39035116500	Low-Income Community	2011-2015
Ohio	Cuyahoga	39035116600	Low-Income Community	2011-2015
Ohio	Cuyahoga	39035117600	Low-Income Community	2011-2015
Ohio	Cuyahoga	39035117700	Low-Income Community	2011-2015
Ohio	Cuyahoga	39035117800	Low-Income Community	2011-2015
Ohio	Cuyahoga	39035118101	Low-Income Community	2011-2015
Ohio	Cuyahoga	39035118200	Low-Income Community	2011-2015
Ohio	Cuyahoga	39035118301	Low-Income Community	2011-2015
Ohio	Cuyahoga	39035118400	Low-Income Community	2011-2015
Ohio	Cuyahoga	39035118500	Low-Income Community	2011-2015
Ohio	Cuyahoga	39035118602	Low-Income Community	2011-2015
Ohio	Cuyahoga	39035118700	Low-Income Community	2011-2015
Ohio	Cuyahoga	39035118800	Low-Income Community	2011-2015
Ohio	Cuyahoga	39035118900	Low-Income Community	2011-2015
Ohio	Cuyahoga	39035119100	Low-Income Community	2011-2015
Ohio	Cuyahoga	39035119202	Low-Income Community	2011-2015
Ohio	Cuyahoga	39035119300	Low-Income Community	2011-2015
Ohio	Cuyahoga	39035119600	Low-Income Community	2011-2015
Ohio	Cuyahoga	39035133103	Low-Income Community	2011-2015
Ohio	Cuyahoga	39035133104	Low-Income Community	2011-2015
Ohio	Cuyahoga	39035138105	Low-Income Community	2011-2015
Ohio	Cuyahoga	39035140301	Low-Income Community	2011-2015
Ohio	Cuyahoga	39035152303	Low-Income Community	2012-2016
Ohio	Cuyahoga	39035152502	Low-Income Community	2011-2015
Ohio	Cuyahoga	39035152603	Low-Income Community	2011-2015
Ohio	Cuyahoga	39035152701	Low-Income Community	2011-2015
Ohio	Cuyahoga	39035154501	Low-Income Community	2011-2015
Ohio	Cuyahoga	39035171102	Low-Income Community	2011-2015
Ohio	Cuyahoga	39035180104	Low-Income Community	2011-2015
Ohio	Cuyahoga	39035188104	Low-Income Community	2011-2015
Ohio	Cuyahoga	39035188105	Low-Income Community	2011-2015
Ohio	Cuyahoga	39035188107	Low-Income Community	2011-2015
Ohio	Cuyahoga	39035193800	Low-Income Community	2011-2015
Ohio	Cuyahoga	39035196200	Low-Income Community	2011-2015
Ohio	Cuyahoga	39035196500	Low-Income Community	2011-2015
Ohio	Defiance	39039958500	Low-Income Community	2011-2015
Ohio	Defiance	39039958600	Low-Income Community	2011-2015
Ohio	Erie	39043040500	Low-Income Community	2011-2015
Ohio	Erie	39043040800	Low-Income Community	2011-2015
Ohio	Fairfield	39045031700	Low-Income Community	2011-2015
Ohio	Fairfield	39045032200	Low-Income Community	2011-2015
Ohio	Fayette	39047926200	Low-Income Community	2011-2015
Ohio	Franklin	39049000720	Low-Income Community	2011-2015
Ohio	Franklin	39049001122	Low-Income Community	2011-2015
Ohio	Franklin	39049001400	Low-Income Community	2011-2015
Ohio	Franklin	39049001600	Low-Income Community	2011-2015
Ohio	Franklin	39049001700	Low-Income Community	2011-2015
Ohio	Franklin	39049002300	Low-Income Community	2011-2015
Ohio	Franklin	39049002800	Low-Income Community	2011-2015
Ohio	Franklin	39049002900	Low-Income Community	2011-2015
Ohio	Franklin	39049003600	Low-Income Community	2011-2015
Ohio	Franklin	39049003700	Low-Income Community	2011-2015

AMERICAN OVERSIGHT

Designated Qualified Opportunity Zones

This document was updated **June 14, 2018**, to reflect the final Qualified Opportunity Zone designations for all States.

Please note that the below list of designated tracts is not the official list. The official list will be published in the Internal Revenue Bulletin at a later date.

Click arrow to filter state State	County	Census Tract Number	Tract Type	ACS Data Source
Ohio	Franklin	39049003800	Low-Income Community	2011-2015
Ohio	Franklin	39049004200	Low-Income Community	2011-2015
Ohio	Franklin	39049004300	Low-Income Community	2011-2015
Ohio	Franklin	39049004900	Low-Income Community	2011-2015
Ohio	Franklin	39049005000	Low-Income Community	2011-2015
Ohio	Franklin	39049005100	Low-Income Community	2011-2015
Ohio	Franklin	39049005300	Low-Income Community	2011-2015
Ohio	Franklin	39049005500	Low-Income Community	2011-2015
Ohio	Franklin	39049005610	Low-Income Community	2011-2015
Ohio	Franklin	39049005620	Low-Income Community	2011-2015
Ohio	Franklin	39049006000	Low-Income Community	2011-2015
Ohio	Franklin	39049006933	Low-Income Community	2011-2015
Ohio	Franklin	39049007043	Low-Income Community	2011-2015
Ohio	Franklin	39049007531	Low-Income Community	2011-2015
Ohio	Franklin	39049007534	Low-Income Community	2011-2015
Ohio	Franklin	39049007550	Low-Income Community	2011-2015
Ohio	Franklin	39049007710	Low-Income Community	2011-2015
Ohio	Franklin	39049007721	Low-Income Community	2011-2015
Ohio	Franklin	39049007812	Low-Income Community	2011-2015
Ohio	Franklin	39049007820	Low-Income Community	2011-2015
Ohio	Franklin	39049008110	Low-Income Community	2011-2015
Ohio	Franklin	39049008210	Low-Income Community	2011-2015
Ohio	Franklin	39049008230	Low-Income Community	2011-2015
Ohio	Franklin	39049008811	Low-Income Community	2011-2015
Ohio	Franklin	39049008812	Low-Income Community	2011-2015
Ohio	Franklin	39049008821	Low-Income Community	2011-2015
Ohio	Franklin	39049009210	Low-Income Community	2011-2015
Ohio	Franklin	39049009325	Low-Income Community	2011-2015
Ohio	Franklin	39049009383	Low-Income Community	2011-2015
Ohio	Franklin	39049009590	Low-Income Community	2011-2015
Ohio	Franklin	39049009600	Low-Income Community	2011-2015
Ohio	Franklin	39049009900	Low-Income Community	2011-2015
Ohio	Franklin	39049010300	Low-Income Community	2011-2015
Ohio	Gallia	39053953600	Low-Income Community	2011-2015
Ohio	Geauga	39055312400	Low-Income Community	2011-2015
Ohio	Greene	39057240200	Low-Income Community	2011-2015
Ohio	Greene	39057240600	Low-Income Community	2011-2015
Ohio	Guernsey	39059977900	Low-Income Community	2011-2015
Ohio	Hamilton	39061000200	Low-Income Community	2011-2015
Ohio	Hamilton	39061000900	Low-Income Community	2011-2015
Ohio	Hamilton	39061001000	Low-Income Community	2011-2015
Ohio	Hamilton	39061001100	Low-Income Community	2011-2015
Ohio	Hamilton	39061001600	Low-Income Community	2011-2015
Ohio	Hamilton	39061001700	Low-Income Community	2011-2015
Ohio	Hamilton	39061002800	Low-Income Community	2011-2015
Ohio	Hamilton	39061003800	Low-Income Community	2011-2015
Ohio	Hamilton	39061005500	Low-Income Community	2011-2015
Ohio	Hamilton	39061006300	Low-Income Community	2011-2015
Ohio	Hamilton	39061006400	Low-Income Community	2011-2015
Ohio	Hamilton	39061006800	Low-Income Community	2011-2015
Ohio	Hamilton	39061006900	Low-Income Community	2011-2015
Ohio	Hamilton	39061007400	Low-Income Community	2011-2015
Ohio	Hamilton	39061007700	Low-Income Community	2011-2015

AMERICAN OVERSIGHT

Designated Qualified Opportunity Zones

This document was updated **June 14, 2018**, to reflect the final Qualified Opportunity Zone designations for all States.

Please note that the below list of designated tracts is not the official list. The official list will be published in the Internal Revenue Bulletin at a later date.

Click arrow to filter state State	County	Census Tract Number	Tract Type	ACS Data Source
Ohio	Hamilton	39061007800	Low-Income Community	2011-2015
Ohio	Hamilton	39061008202	Low-Income Community	2011-2015
Ohio	Hamilton	39061008601	Low-Income Community	2011-2015
Ohio	Hamilton	39061009200	Low-Income Community	2011-2015
Ohio	Hamilton	39061009400	Low-Income Community	2011-2015
Ohio	Hamilton	39061021504	Low-Income Community	2011-2015
Ohio	Hamilton	39061022700	Low-Income Community	2011-2015
Ohio	Hamilton	39061025600	Low-Income Community	2011-2015
Ohio	Hamilton	39061026300	Low-Income Community	2011-2015
Ohio	Hamilton	39061026400	Low-Income Community	2011-2015
Ohio	Hamilton	39061026500	Low-Income Community	2011-2015
Ohio	Hamilton	39061027000	Low-Income Community	2011-2015
Ohio	Hamilton	39061027100	Low-Income Community	2011-2015
Ohio	Hamilton	39061027200	Low-Income Community	2011-2015
Ohio	Hamilton	39061027400	Low-Income Community	2011-2015
Ohio	Hancock	39063000100	Low-Income Community	2011-2015
Ohio	Harrison	39067975600	Low-Income Community	2011-2015
Ohio	Henry	39069000400	Low-Income Community	2011-2015
Ohio	Highland	39071954400	Low-Income Community	2011-2015
Ohio	Highland	39071954800	Low-Income Community	2011-2015
Ohio	Hocking	39073965200	Low-Income Community	2011-2015
Ohio	Holmes	39075976600	Low-Income Community	2011-2015
Ohio	Jackson	39079957200	Low-Income Community	2011-2015
Ohio	Jackson	39079957700	Low-Income Community	2011-2015
Ohio	Jefferson	39081000800	Low-Income Community	2011-2015
Ohio	Jefferson	39081011800	Low-Income Community	2011-2015
Ohio	Jefferson	39081012300	Low-Income Community	2011-2015
Ohio	Knox	39083007100	Low-Income Community	2011-2015
Ohio	Lake	39085204000	Low-Income Community	2011-2015
Ohio	Lake	39085204500	Low-Income Community	2011-2015
Ohio	Lawrence	39087050200	Low-Income Community	2011-2015
Ohio	Lawrence	39087050700	Low-Income Community	2011-2015
Ohio	Licking	39089753100	Low-Income Community	2011-2015
Ohio	Licking	39089758300	Low-Income Community	2011-2015
Ohio	Logan	39091004500	Low-Income Community	2011-2015
Ohio	Lorain	39093022400	Low-Income Community	2011-2015
Ohio	Lorain	39093023000	Low-Income Community	2011-2015
Ohio	Lorain	39093023100	Low-Income Community	2011-2015
Ohio	Lorain	39093070800	Low-Income Community	2011-2015
Ohio	Lorain	39093097300	Low-Income Community	2011-2015
Ohio	Lucas	39095000800	Low-Income Community	2011-2015
Ohio	Lucas	39095001303	Low-Income Community	2012-2016
Ohio	Lucas	39095001400	Low-Income Community	2011-2015
Ohio	Lucas	39095001500	Low-Income Community	2011-2015
Ohio	Lucas	39095001600	Low-Income Community	2011-2015
Ohio	Lucas	39095001700	Low-Income Community	2011-2015
Ohio	Lucas	39095002200	Low-Income Community	2011-2015
Ohio	Lucas	39095002300	Low-Income Community	2011-2015
Ohio	Lucas	39095002600	Low-Income Community	2011-2015
Ohio	Lucas	39095002700	Low-Income Community	2011-2015
Ohio	Lucas	39095002800	Low-Income Community	2011-2015
Ohio	Lucas	39095002900	Low-Income Community	2011-2015
Ohio	Lucas	39095003300	Low-Income Community	2011-2015

AMERICAN OVERSIGHT

Designated Qualified Opportunity Zones

This document was updated **June 14, 2018**, to reflect the final Qualified Opportunity Zone designations for all States.

Please note that the below list of designated tracts is not the official list. The official list will be published in the Internal Revenue Bulletin at a later date.

Click arrow to filter state State	County	Census Tract Number	Tract Type	ACS Data Source
Ohio	Lucas	39095003700	Low-Income Community	2011-2015
Ohio	Lucas	39095004600	Low-Income Community	2011-2015
Ohio	Lucas	39095004701	Low-Income Community	2011-2015
Ohio	Lucas	39095005400	Low-Income Community	2011-2015
Ohio	Mahoning	39099800600	Low-Income Community	2011-2015
Ohio	Mahoning	39099801300	Low-Income Community	2011-2015
Ohio	Mahoning	39099804000	Low-Income Community	2011-2015
Ohio	Mahoning	39099810200	Low-Income Community	2011-2015
Ohio	Mahoning	39099810800	Low-Income Community	2011-2015
Ohio	Mahoning	39099811100	Non-LIC Contiguous	2011-2015
Ohio	Mahoning	39099812400	Low-Income Community	2011-2015
Ohio	Mahoning	39099813700	Low-Income Community	2011-2015
Ohio	Mahoning	39099814000	Low-Income Community	2011-2015
Ohio	Mahoning	39099814100	Low-Income Community	2011-2015
Ohio	Marion	39101000100	Low-Income Community	2011-2015
Ohio	Medina	39103408201	Low-Income Community	2011-2015
Ohio	Medina	39103411002	Low-Income Community	2011-2015
Ohio	Meigs	39105964400	Low-Income Community	2011-2015
Ohio	Mercer	39107967400	Low-Income Community	2011-2015
Ohio	Miami	39109315300	Low-Income Community	2011-2015
Ohio	Monroe	39111966600	Low-Income Community	2011-2015
Ohio	Montgomery	39113000400	Low-Income Community	2011-2015
Ohio	Montgomery	39113000500	Low-Income Community	2011-2015
Ohio	Montgomery	39113000900	Low-Income Community	2011-2015
Ohio	Montgomery	39113001501	Low-Income Community	2011-2015
Ohio	Montgomery	39113001700	Low-Income Community	2011-2015
Ohio	Montgomery	39113001800	Low-Income Community	2011-2015
Ohio	Montgomery	39113001900	Low-Income Community	2011-2015
Ohio	Montgomery	39113002000	Low-Income Community	2011-2015
Ohio	Montgomery	39113003402	Low-Income Community	2011-2015
Ohio	Montgomery	39113003404	Low-Income Community	2011-2015
Ohio	Montgomery	39113003500	Low-Income Community	2011-2015
Ohio	Montgomery	39113004100	Low-Income Community	2011-2015
Ohio	Montgomery	39113004200	Low-Income Community	2011-2015
Ohio	Montgomery	39113004600	Low-Income Community	2011-2015
Ohio	Montgomery	39113070300	Low-Income Community	2011-2015
Ohio	Montgomery	39113080400	Low-Income Community	2011-2015
Ohio	Montgomery	39113165100	Low-Income Community	2011-2015
Ohio	Montgomery	39113165200	Low-Income Community	2011-2015
Ohio	Morgan	39115968900	Low-Income Community	2011-2015
Ohio	Muskingum	39119911800	Low-Income Community	2011-2015
Ohio	Muskingum	39119912100	Low-Income Community	2011-2015
Ohio	Noble	39121968500	Low-Income Community	2011-2015
Ohio	Perry	39127965900	Non-LIC Contiguous	2011-2015
Ohio	Perry	39127966200	Low-Income Community	2011-2015
Ohio	Pickaway	39129020400	Low-Income Community	2011-2015
Ohio	Pike	39131952300	Low-Income Community	2011-2015
Ohio	Portage	39133600603	Low-Income Community	2011-2015
Ohio	Richland	39139000500	Low-Income Community	2011-2015
Ohio	Richland	39139000600	Low-Income Community	2011-2015
Ohio	Richland	39139003100	Low-Income Community	2011-2015
Ohio	Ross	39141955603	Low-Income Community	2011-2015
Ohio	Ross	39141956300	Low-Income Community	2011-2015

AMERICAN OVERSIGHT

Designated Qualified Opportunity Zones

This document was updated **June 14, 2018**, to reflect the final Qualified Opportunity Zone designations for all States.

Please note that the below list of designated tracts is not the official list. The official list will be published in the Internal Revenue Bulletin at a later date.

Click arrow to filter state State	County	Census Tract Number	Tract Type	ACS Data Source
Ohio	Ross	39141956500	Low-Income Community	2011-2015
Ohio	Sandusky	39143961600	Low-Income Community	2011-2015
Ohio	Scioto	39145002600	Low-Income Community	2011-2015
Ohio	Scioto	39145003100	Low-Income Community	2011-2015
Ohio	Scioto	39145003500	Low-Income Community	2011-2015
Ohio	Scioto	39145003600	Low-Income Community	2011-2015
Ohio	Seneca	39147963200	Low-Income Community	2011-2015
Ohio	Stark	39151700100	Low-Income Community	2011-2015
Ohio	Stark	39151700800	Low-Income Community	2011-2015
Ohio	Stark	39151701100	Low-Income Community	2011-2015
Ohio	Stark	39151701300	Low-Income Community	2011-2015
Ohio	Stark	39151710400	Low-Income Community	2011-2015
Ohio	Stark	39151711600	Non-LIC Contiguous	2011-2015
Ohio	Stark	39151714200	Low-Income Community	2011-2015
Ohio	Stark	39151715000	Low-Income Community	2011-2015
Ohio	Summit	39153502101	Low-Income Community	2011-2015
Ohio	Summit	39153502102	Low-Income Community	2011-2015
Ohio	Summit	39153502200	Low-Income Community	2011-2015
Ohio	Summit	39153503600	Low-Income Community	2011-2015
Ohio	Summit	39153503800	Low-Income Community	2011-2015
Ohio	Summit	39153505400	Low-Income Community	2011-2015
Ohio	Summit	39153505600	Low-Income Community	2011-2015
Ohio	Summit	39153505700	Low-Income Community	2011-2015
Ohio	Summit	39153505900	Low-Income Community	2011-2015
Ohio	Summit	39153506800	Low-Income Community	2011-2015
Ohio	Summit	39153508301	Low-Income Community	2011-2015
Ohio	Summit	39153508399	Low-Income Community	2011-2015
Ohio	Summit	39153508900	Low-Income Community	2011-2015
Ohio	Summit	39153510100	Low-Income Community	2011-2015
Ohio	Summit	39153510301	Low-Income Community	2011-2015
Ohio	Summit	39153520400	Low-Income Community	2011-2015
Ohio	Trumbull	39155920500	Low-Income Community	2011-2015
Ohio	Trumbull	39155921100	Low-Income Community	2011-2015
Ohio	Trumbull	39155921200	Low-Income Community	2011-2015
Ohio	Trumbull	39155933800	Low-Income Community	2011-2015
Ohio	Trumbull	39155933900	Low-Income Community	2011-2015
Ohio	Tuscarawas	39157021100	Low-Income Community	2011-2015
Ohio	Tuscarawas	39157022001	Low-Income Community	2011-2015
Ohio	Union	39159050500	Low-Income Community	2011-2015
Ohio	Van Wert	39161020600	Low-Income Community	2011-2015
Ohio	Van Wert	39161020700	Low-Income Community	2011-2015
Ohio	Vinton	39163953100	Low-Income Community	2011-2015
Ohio	Warren	39165030200	Low-Income Community	2011-2015
Ohio	Washington	39167020500	Low-Income Community	2011-2015
Ohio	Wayne	39169001200	Low-Income Community	2011-2015
Ohio	Wayne	39169003400	Low-Income Community	2011-2015
Ohio	Williams	39171950600	Low-Income Community	2011-2015
Ohio	Wood	39173021701	Low-Income Community	2011-2015
Ohio	Wyandot	39175938400	Low-Income Community	2011-2015
Oklahoma	Adair	40001376900	Low-Income Community	2011-2015
Oklahoma	Atoka	40005587700	Low-Income Community	2011-2015
Oklahoma	Blaine	40011958800	Low-Income Community	2012-2016
Oklahoma	Bryan	40013796300	Low-Income Community	2011-2015

AMERICAN OVERSIGHT

Designated Qualified Opportunity Zones

This document was updated **June 14, 2018**, to reflect the final Qualified Opportunity Zone designations for all States.

Please note that the below list of designated tracts is not the official list. The official list will be published in the Internal Revenue Bulletin at a later date.

Click arrow to filter state State	County	Census Tract Number	Tract Type	ACS Data Source
Oklahoma	Bryan	40013796500	Low-Income Community	2011-2015
Oklahoma	Caddo	40015162100	Low-Income Community	2011-2015
Oklahoma	Carter	40019892800	Low-Income Community	2011-2015
Oklahoma	Cherokee	40021978100	Low-Income Community	2011-2015
Oklahoma	Choctaw	40023967200	Low-Income Community	2011-2015
Oklahoma	Cleveland	40027200700	Low-Income Community	2011-2015
Oklahoma	Cleveland	40027201203	Low-Income Community	2011-2015
Oklahoma	Cleveland	40027201404	Low-Income Community	2011-2015
Oklahoma	Cleveland	40027202402	Non-LIC Contiguous	2011-2015
Oklahoma	Comanche	40031001902	Low-Income Community	2011-2015
Oklahoma	Comanche	40031002500	Low-Income Community	2011-2015
Oklahoma	Craig	40035373300	Low-Income Community	2011-2015
Oklahoma	Creek	40037020102	Low-Income Community	2011-2015
Oklahoma	Creek	40037021000	Low-Income Community	2011-2015
Oklahoma	Custer	40039950800	Low-Income Community	2011-2015
Oklahoma	Custer	40039960600	Low-Income Community	2011-2015
Oklahoma	Delaware	40041376000	Low-Income Community	2011-2015
Oklahoma	Garfield	40047000100	Low-Income Community	2011-2015
Oklahoma	Garfield	40047001500	Low-Income Community	2011-2015
Oklahoma	Garvin	40049681400	Low-Income Community	2011-2015
Oklahoma	Grady	40051000100	Low-Income Community	2011-2015
Oklahoma	Jackson	40065968700	Low-Income Community	2011-2015
Oklahoma	Johnston	40069660200	Low-Income Community	2011-2015
Oklahoma	Kay	40071000100	Low-Income Community	2011-2015
Oklahoma	Kay	40071001301	Low-Income Community	2011-2015
Oklahoma	Kiowa	40075963700	Low-Income Community	2011-2015
Oklahoma	Latimer	40077087200	Low-Income Community	2011-2015
Oklahoma	Le Flore	40079040302	Low-Income Community	2011-2015
Oklahoma	Le Flore	40079040303	Non-LIC Contiguous	2011-2015
Oklahoma	Le Flore	40079040402	Low-Income Community	2011-2015
Oklahoma	Logan	40083600300	Low-Income Community	2011-2015
Oklahoma	Logan	40083600600	Low-Income Community	2011-2015
Oklahoma	McCurtain	40089098200	Low-Income Community	2011-2015
Oklahoma	McCurtain	40089098500	Low-Income Community	2011-2015
Oklahoma	McCurtain	40089098600	Low-Income Community	2011-2015
Oklahoma	McCurtain	40089098700	Low-Income Community	2011-2015
Oklahoma	McIntosh	40091779700	Low-Income Community	2011-2015
Oklahoma	McIntosh	40091780200	Low-Income Community	2011-2015
Oklahoma	Marshall	40095094801	Low-Income Community	2011-2015
Oklahoma	Marshall	40095094802	Non-LIC Contiguous	2011-2015
Oklahoma	Mayes	40097040400	Low-Income Community	2011-2015
Oklahoma	Muskogee	40101000400	Low-Income Community	2011-2015
Oklahoma	Muskogee	40101000600	Low-Income Community	2011-2015
Oklahoma	Okfuskee	40107080900	Low-Income Community	2011-2015
Oklahoma	Oklahoma	40109100400	Low-Income Community	2011-2015
Oklahoma	Oklahoma	40109101300	Low-Income Community	2011-2015
Oklahoma	Oklahoma	40109101500	Low-Income Community	2011-2015
Oklahoma	Oklahoma	40109102500	Low-Income Community	2011-2015
Oklahoma	Oklahoma	40109102600	Low-Income Community	2011-2015
Oklahoma	Oklahoma	40109102700	Low-Income Community	2011-2015
Oklahoma	Oklahoma	40109103000	Low-Income Community	2011-2015
Oklahoma	Oklahoma	40109103200	Low-Income Community	2011-2015
Oklahoma	Oklahoma	40109103601	Low-Income Community	2011-2015

AMERICAN OVERSIGHT

Designated Qualified Opportunity Zones

This document was updated **June 14, 2018**, to reflect the final Qualified Opportunity Zone designations for all States.

Please note that the below list of designated tracts is not the official list. The official list will be published in the Internal Revenue Bulletin at a later date.

Click arrow to filter state State	County	Census Tract Number	Tract Type	ACS Data Source
Oklahoma	Oklahoma	40109103602	Low-Income Community	2011-2015
Oklahoma	Oklahoma	40109103700	Low-Income Community	2011-2015
Oklahoma	Oklahoma	40109103800	Low-Income Community	2011-2015
Oklahoma	Oklahoma	40109105100	Low-Income Community	2011-2015
Oklahoma	Oklahoma	40109105300	Low-Income Community	2011-2015
Oklahoma	Oklahoma	40109106100	Low-Income Community	2011-2015
Oklahoma	Oklahoma	40109106912	Low-Income Community	2011-2015
Oklahoma	Oklahoma	40109106913	Low-Income Community	2011-2015
Oklahoma	Oklahoma	40109107303	Low-Income Community	2011-2015
Oklahoma	Oklahoma	40109108003	Low-Income Community	2011-2015
Oklahoma	Oklahoma	40109108207	Low-Income Community	2011-2015
Oklahoma	Oklahoma	40109109100	Low-Income Community	2011-2015
Oklahoma	Okmulgee	40111000100	Low-Income Community	2011-2015
Oklahoma	Okmulgee	40111000200	Low-Income Community	2011-2015
Oklahoma	Osage	40113940002	Low-Income Community	2011-2015
Oklahoma	Ottawa	40115574100	Low-Income Community	2011-2015
Oklahoma	Ottawa	40115574600	Low-Income Community	2011-2015
Oklahoma	Ottawa	40115574900	Low-Income Community	2011-2015
Oklahoma	Pawnee	40117957500	Low-Income Community	2011-2015
Oklahoma	Payne	40119010200	Low-Income Community	2011-2015
Oklahoma	Payne	40119010700	Low-Income Community	2011-2015
Oklahoma	Payne	40119011301	Low-Income Community	2012-2016
Oklahoma	Payne	40119011302	Low-Income Community	2011-2015
Oklahoma	Pittsburg	40121486400	Low-Income Community	2011-2015
Oklahoma	Pontotoc	40123089000	Low-Income Community	2011-2015
Oklahoma	Pontotoc	40123089100	Low-Income Community	2011-2015
Oklahoma	Pottawatomie	40125500200	Low-Income Community	2011-2015
Oklahoma	Pottawatomie	40125501001	Low-Income Community	2011-2015
Oklahoma	Pottawatomie	40125501300	Low-Income Community	2011-2015
Oklahoma	Rogers	40131050101	Low-Income Community	2011-2015
Oklahoma	Seminole	40133583300	Low-Income Community	2011-2015
Oklahoma	Seminole	40133583400	Low-Income Community	2011-2015
Oklahoma	Seminole	40133583500	Low-Income Community	2011-2015
Oklahoma	Seminole	40133583600	Low-Income Community	2011-2015
Oklahoma	Sequoyah	40135030302	Low-Income Community	2011-2015
Oklahoma	Stephens	40137000600	Low-Income Community	2011-2015
Oklahoma	Tillman	40141070400	Low-Income Community	2011-2015
Oklahoma	Tulsa	40143000100	Low-Income Community	2011-2015
Oklahoma	Tulsa	40143000200	Low-Income Community	2011-2015
Oklahoma	Tulsa	40143000900	Low-Income Community	2011-2015
Oklahoma	Tulsa	40143001000	Low-Income Community	2011-2015
Oklahoma	Tulsa	40143001200	Low-Income Community	2011-2015
Oklahoma	Tulsa	40143002100	Low-Income Community	2011-2015
Oklahoma	Tulsa	40143002301	Low-Income Community	2011-2015
Oklahoma	Tulsa	40143002500	Low-Income Community	2011-2015
Oklahoma	Tulsa	40143003400	Low-Income Community	2011-2015
Oklahoma	Tulsa	40143004600	Low-Income Community	2011-2015
Oklahoma	Tulsa	40143004900	Low-Income Community	2011-2015
Oklahoma	Tulsa	40143005900	Low-Income Community	2011-2015
Oklahoma	Tulsa	40143006200	Low-Income Community	2011-2015
Oklahoma	Tulsa	40143006600	Low-Income Community	2011-2015
Oklahoma	Tulsa	40143006801	Low-Income Community	2011-2015
Oklahoma	Tulsa	40143007402	Low-Income Community	2011-2015

AMERICAN OVERSIGHT

Designated Qualified Opportunity Zones

This document was updated **June 14, 2018**, to reflect the final Qualified Opportunity Zone designations for all States.

Please note that the below list of designated tracts is not the official list. The official list will be published in the Internal Revenue Bulletin at a later date.

Click arrow to filter state State	County	Census Tract Number	Tract Type	ACS Data Source
Oklahoma	Tulsa	40143007608	Low-Income Community	2011-2015
Oklahoma	Tulsa	40143008001	Low-Income Community	2011-2015
Oklahoma	Tulsa	40143008002	Low-Income Community	2011-2015
Oklahoma	Tulsa	40143009300	Low-Income Community	2011-2015
Oklahoma	Tulsa	40143011100	Low-Income Community	2011-2015
Oklahoma	Wagoner	40145030102	Low-Income Community	2011-2015
Oklahoma	Washington	40147000300	Low-Income Community	2011-2015
Oregon	Baker	41001950500	Low-Income Community	2011-2015
Oregon	Benton	41003000100	Low-Income Community	2011-2015
Oregon	Benton	41003010600	Low-Income Community	2011-2015
Oregon	Clackamas	41005022107	Low-Income Community	2011-2015
Oregon	Clackamas	41005022108	Low-Income Community	2011-2015
Oregon	Clackamas	41005022201	Low-Income Community	2011-2015
Oregon	Clackamas	41005022400	Non-LIC Contiguous	2011-2015
Oregon	Clackamas	41005022500	Low-Income Community	2011-2015
Oregon	Clackamas	41005024400	Low-Income Community	2012-2016
Oregon	Clatsop	41007950300	Low-Income Community	2011-2015
Oregon	Columbia	41009970700	Low-Income Community	2011-2015
Oregon	Coos	41011000300	Low-Income Community	2011-2015
Oregon	Coos	41011000504	Low-Income Community	2011-2015
Oregon	Crook	41013950300	Low-Income Community	2011-2015
Oregon	Curry	41015950100	Low-Income Community	2011-2015
Oregon	Deschutes	41017000900	Low-Income Community	2011-2015
Oregon	Deschutes	41017001500	Low-Income Community	2011-2015
Oregon	Deschutes	41017001600	Low-Income Community	2011-2015
Oregon	Deschutes	41017001800	Low-Income Community	2011-2015
Oregon	Douglas	41019010000	Low-Income Community	2011-2015
Oregon	Douglas	41019130000	Low-Income Community	2011-2015
Oregon	Harney	41025960100	Low-Income Community	2011-2015
Oregon	Hood River	41027950100	Non-LIC Contiguous	2011-2015
Oregon	Hood River	41027950300	Low-Income Community	2011-2015
Oregon	Jackson	41029000100	Low-Income Community	2011-2015
Oregon	Jackson	41029001200	Low-Income Community	2011-2015
Oregon	Jackson	41029001301	Low-Income Community	2011-2015
Oregon	Jefferson	41031940000	Low-Income Community	2011-2015
Oregon	Jefferson	41031960202	Low-Income Community	2011-2015
Oregon	Josephine	41033360500	Low-Income Community	2011-2015
Oregon	Klamath	41035970200	Low-Income Community	2011-2015
Oregon	Klamath	41035971800	Low-Income Community	2011-2015
Oregon	Lake	41037960200	Low-Income Community	2011-2015
Oregon	Lane	41039003302	Low-Income Community	2011-2015
Oregon	Lane	41039003600	Non-LIC Contiguous	2011-2015
Oregon	Lane	41039003700	Low-Income Community	2011-2015
Oregon	Lane	41039003900	Low-Income Community	2011-2015
Oregon	Lane	41039004300	Low-Income Community	2011-2015
Oregon	Lincoln	41041950304	Low-Income Community	2012-2016
Oregon	Linn	41043020100	Low-Income Community	2011-2015
Oregon	Linn	41043020400	Low-Income Community	2011-2015
Oregon	Malheur	41045970300	Low-Income Community	2011-2015
Oregon	Malheur	41045970500	Low-Income Community	2011-2015
Oregon	Marion	41047000200	Low-Income Community	2011-2015
Oregon	Marion	41047000300	Low-Income Community	2011-2015
Oregon	Marion	41047001000	Low-Income Community	2011-2015

AMERICAN OVERSIGHT

Designated Qualified Opportunity Zones

This document was updated **June 14, 2018**, to reflect the final Qualified Opportunity Zone designations for all States.

Please note that the below list of designated tracts is not the official list. The official list will be published in the Internal Revenue Bulletin at a later date.

Click arrow to filter state State	County	Census Tract Number	Tract Type	ACS Data Source
Oregon	Marion	41047010303	Non-LIC Contiguous	2011-2015
Oregon	Marion	41047010305	Low-Income Community	2011-2015
Oregon	Multnomah	41051001101	Low-Income Community	2011-2015
Oregon	Multnomah	41051002100	Low-Income Community	2011-2015
Oregon	Multnomah	41051002303	Low-Income Community	2011-2015
Oregon	Multnomah	41051005100	Low-Income Community	2011-2015
Oregon	Multnomah	41051005600	Low-Income Community	2011-2015
Oregon	Multnomah	41051005700	Non-LIC Contiguous	2011-2015
Oregon	Multnomah	41051007300	Low-Income Community	2011-2015
Oregon	Multnomah	41051008100	Low-Income Community	2011-2015
Oregon	Multnomah	41051008201	Low-Income Community	2011-2015
Oregon	Multnomah	41051009603	Low-Income Community	2011-2015
Oregon	Multnomah	41051009604	Low-Income Community	2011-2015
Oregon	Multnomah	41051009701	Low-Income Community	2011-2015
Oregon	Multnomah	41051009801	Low-Income Community	2011-2015
Oregon	Multnomah	41051010001	Low-Income Community	2011-2015
Oregon	Multnomah	41051010100	Low-Income Community	2011-2015
Oregon	Multnomah	41051010304	Low-Income Community	2011-2015
Oregon	Multnomah	41051010600	Low-Income Community	2011-2015
Oregon	Polk	41053005100	Low-Income Community	2011-2015
Oregon	Polk	41053020202	Low-Income Community	2011-2015
Oregon	Sherman	41055950100	Low-Income Community	2011-2015
Oregon	Tillamook	41057960200	Low-Income Community	2011-2015
Oregon	Umatilla	41059940000	Low-Income Community	2011-2015
Oregon	Umatilla	41059950200	Low-Income Community	2011-2015
Oregon	Umatilla	41059951000	Low-Income Community	2011-2015
Oregon	Union	41061970800	Low-Income Community	2011-2015
Oregon	Wasco	41065970400	Low-Income Community	2011-2015
Oregon	Wasco	41065970500	Low-Income Community	2011-2015
Oregon	Washington	41067030700	Low-Income Community	2011-2015
Oregon	Washington	41067030900	Low-Income Community	2011-2015
Oregon	Washington	41067031300	Low-Income Community	2011-2015
Oregon	Washington	41067031402	Low-Income Community	2011-2015
Oregon	Washington	41067032003	Low-Income Community	2011-2015
Oregon	Washington	41067032005	Low-Income Community	2011-2015
Oregon	Washington	41067032501	Low-Income Community	2011-2015
Oregon	Washington	41067033200	Low-Income Community	2011-2015
Oregon	Yamhill	41071030202	Low-Income Community	2011-2015
Oregon	Yamhill	41071030502	Low-Income Community	2011-2015
Oregon	Yamhill	41071030601	Low-Income Community	2011-2015
Pennsylvania	Allegheny	42003010300	Low-Income Community	2011-2015
Pennsylvania	Allegheny	42003030500	Low-Income Community	2011-2015
Pennsylvania	Allegheny	42003050100	Low-Income Community	2011-2015
Pennsylvania	Allegheny	42003050900	Low-Income Community	2011-2015
Pennsylvania	Allegheny	42003051100	Low-Income Community	2011-2015
Pennsylvania	Allegheny	42003120700	Low-Income Community	2011-2015
Pennsylvania	Allegheny	42003130100	Low-Income Community	2011-2015
Pennsylvania	Allegheny	42003130200	Low-Income Community	2011-2015
Pennsylvania	Allegheny	42003130300	Low-Income Community	2011-2015
Pennsylvania	Allegheny	42003130400	Low-Income Community	2011-2015
Pennsylvania	Allegheny	42003130600	Low-Income Community	2011-2015
Pennsylvania	Allegheny	42003202200	Low-Income Community	2011-2015
Pennsylvania	Allegheny	42003250700	Low-Income Community	2011-2015

AMERICAN OVERSIGHT

Designated Qualified Opportunity Zones

This document was updated **June 14, 2018**, to reflect the final Qualified Opportunity Zone designations for all States.

Please note that the below list of designated tracts is not the official list. The official list will be published in the Internal Revenue Bulletin at a later date.

Click arrow to filter state State	County	Census Tract Number	Tract Type	ACS Data Source
Pennsylvania	Allegheny	42003250900	Low-Income Community	2011-2015
Pennsylvania	Allegheny	42003261400	Low-Income Community	2011-2015
Pennsylvania	Allegheny	42003261500	Low-Income Community	2011-2015
Pennsylvania	Allegheny	42003270400	Low-Income Community	2011-2015
Pennsylvania	Allegheny	42003271500	Low-Income Community	2011-2015
Pennsylvania	Allegheny	42003290100	Low-Income Community	2011-2015
Pennsylvania	Allegheny	42003290200	Low-Income Community	2011-2015
Pennsylvania	Allegheny	42003300100	Low-Income Community	2011-2015
Pennsylvania	Allegheny	42003401200	Low-Income Community	2011-2015
Pennsylvania	Allegheny	42003403500	Low-Income Community	2011-2015
Pennsylvania	Allegheny	42003424000	Low-Income Community	2011-2015
Pennsylvania	Allegheny	42003462100	Low-Income Community	2011-2015
Pennsylvania	Allegheny	42003462600	Low-Income Community	2011-2015
Pennsylvania	Allegheny	42003463900	Low-Income Community	2011-2015
Pennsylvania	Allegheny	42003464400	Low-Income Community	2011-2015
Pennsylvania	Allegheny	42003481000	Low-Income Community	2011-2015
Pennsylvania	Allegheny	42003486700	Low-Income Community	2011-2015
Pennsylvania	Allegheny	42003486800	Low-Income Community	2011-2015
Pennsylvania	Allegheny	42003486900	Low-Income Community	2011-2015
Pennsylvania	Allegheny	42003492700	Low-Income Community	2011-2015
Pennsylvania	Allegheny	42003492800	Low-Income Community	2011-2015
Pennsylvania	Allegheny	42003492900	Low-Income Community	2011-2015
Pennsylvania	Allegheny	42003499300	Low-Income Community	2011-2015
Pennsylvania	Allegheny	42003499400	Low-Income Community	2011-2015
Pennsylvania	Allegheny	42003504100	Low-Income Community	2011-2015
Pennsylvania	Allegheny	42003508000	Low-Income Community	2011-2015
Pennsylvania	Allegheny	42003509400	Low-Income Community	2011-2015
Pennsylvania	Allegheny	42003512000	Low-Income Community	2011-2015
Pennsylvania	Allegheny	42003512800	Low-Income Community	2011-2015
Pennsylvania	Allegheny	42003512900	Low-Income Community	2011-2015
Pennsylvania	Allegheny	42003513800	Low-Income Community	2011-2015
Pennsylvania	Allegheny	42003514000	Low-Income Community	2011-2015
Pennsylvania	Allegheny	42003515200	Low-Income Community	2011-2015
Pennsylvania	Allegheny	42003515300	Low-Income Community	2011-2015
Pennsylvania	Allegheny	42003523100	Low-Income Community	2011-2015
Pennsylvania	Allegheny	42003523200	Low-Income Community	2011-2015
Pennsylvania	Allegheny	42003524000	Low-Income Community	2011-2015
Pennsylvania	Allegheny	42003551900	Low-Income Community	2011-2015
Pennsylvania	Allegheny	42003552100	Low-Income Community	2011-2015
Pennsylvania	Allegheny	42003552200	Low-Income Community	2011-2015
Pennsylvania	Allegheny	42003560600	Low-Income Community	2011-2015
Pennsylvania	Allegheny	42003561000	Low-Income Community	2011-2015
Pennsylvania	Allegheny	42003561100	Low-Income Community	2011-2015
Pennsylvania	Allegheny	42003561200	Low-Income Community	2011-2015
Pennsylvania	Allegheny	42003561400	Low-Income Community	2011-2015
Pennsylvania	Allegheny	42003561500	Low-Income Community	2011-2015
Pennsylvania	Allegheny	42003561700	Low-Income Community	2011-2015
Pennsylvania	Allegheny	42003562300	Low-Income Community	2011-2015
Pennsylvania	Allegheny	42003562400	Low-Income Community	2011-2015
Pennsylvania	Allegheny	42003562500	Low-Income Community	2011-2015
Pennsylvania	Allegheny	42003562600	Low-Income Community	2011-2015
Pennsylvania	Allegheny	42003562900	Low-Income Community	2011-2015
Pennsylvania	Beaver	42007601200	Low-Income Community	2011-2015

AMERICAN OVERSIGHT

Designated Qualified Opportunity Zones

This document was updated **June 14, 2018**, to reflect the final Qualified Opportunity Zone designations for all States.

Please note that the below list of designated tracts is not the official list. The official list will be published in the Internal Revenue Bulletin at a later date.

Click arrow to filter state State	County	Census Tract Number	Tract Type	ACS Data Source
Pennsylvania	Beaver	42007601300	Low-Income Community	2011-2015
Pennsylvania	Beaver	42007602800	Low-Income Community	2011-2015
Pennsylvania	Beaver	42007605700	Low-Income Community	2011-2015
Pennsylvania	Berks	42011000100	Low-Income Community	2011-2015
Pennsylvania	Berks	42011000400	Low-Income Community	2011-2015
Pennsylvania	Berks	42011000900	Low-Income Community	2011-2015
Pennsylvania	Berks	42011001300	Low-Income Community	2011-2015
Pennsylvania	Berks	42011002500	Low-Income Community	2011-2015
Pennsylvania	Berks	42011011200	Low-Income Community	2011-2015
Pennsylvania	Blair	42013100300	Low-Income Community	2011-2015
Pennsylvania	Blair	42013100700	Low-Income Community	2011-2015
Pennsylvania	Blair	42013101700	Low-Income Community	2011-2015
Pennsylvania	Blair	42013101800	Low-Income Community	2011-2015
Pennsylvania	Blair	42013101900	Low-Income Community	2011-2015
Pennsylvania	Bradford	42015951000	Low-Income Community	2011-2015
Pennsylvania	Bucks	42017100302	Low-Income Community	2011-2015
Pennsylvania	Bucks	42017100600	Low-Income Community	2011-2015
Pennsylvania	Butler	42019902400	Low-Income Community	2011-2015
Pennsylvania	Cambria	42021000100	Low-Income Community	2011-2015
Pennsylvania	Cambria	42021000200	Low-Income Community	2011-2015
Pennsylvania	Cambria	42021000300	Low-Income Community	2011-2015
Pennsylvania	Cambria	42021013400	Low-Income Community	2011-2015
Pennsylvania	Cambria	42021013500	Low-Income Community	2011-2015
Pennsylvania	Cameron	42023960100	Low-Income Community	2011-2015
Pennsylvania	Centre	42027010300	Low-Income Community	2011-2015
Pennsylvania	Centre	42027011100	Low-Income Community	2011-2015
Pennsylvania	Centre	42027012500	Low-Income Community	2011-2015
Pennsylvania	Chester	42029305400	Low-Income Community	2011-2015
Pennsylvania	Chester	42029305500	Low-Income Community	2011-2015
Pennsylvania	Chester	42029305600	Low-Income Community	2011-2015
Pennsylvania	Chester	42029305700	Low-Income Community	2011-2015
Pennsylvania	Clarion	42031160102	Low-Income Community	2011-2015
Pennsylvania	Clarion	42031160600	Low-Income Community	2011-2015
Pennsylvania	Clearfield	42033330200	Low-Income Community	2011-2015
Pennsylvania	Clearfield	42033330300	Low-Income Community	2011-2015
Pennsylvania	Clearfield	42033331100	Low-Income Community	2011-2015
Pennsylvania	Clearfield	42033331200	Low-Income Community	2011-2015
Pennsylvania	Clinton	42035030100	Low-Income Community	2011-2015
Pennsylvania	Clinton	42035030600	Low-Income Community	2011-2015
Pennsylvania	Clinton	42035030700	Low-Income Community	2011-2015
Pennsylvania	Columbia	42037050600	Low-Income Community	2011-2015
Pennsylvania	Columbia	42037051200	Low-Income Community	2011-2015
Pennsylvania	Cumberland	42041012000	Low-Income Community	2011-2015
Pennsylvania	Dauphin	42043020100	Low-Income Community	2011-2015
Pennsylvania	Dauphin	42043020300	Low-Income Community	2011-2015
Pennsylvania	Dauphin	42043020600	Low-Income Community	2011-2015
Pennsylvania	Dauphin	42043021100	Low-Income Community	2011-2015
Pennsylvania	Dauphin	42043021300	Low-Income Community	2011-2015
Pennsylvania	Dauphin	42043021400	Low-Income Community	2011-2015
Pennsylvania	Delaware	42045402000	Low-Income Community	2011-2015
Pennsylvania	Delaware	42045403300	Low-Income Community	2011-2015
Pennsylvania	Delaware	42045405000	Low-Income Community	2011-2015
Pennsylvania	Delaware	42045406500	Low-Income Community	2011-2015

AMERICAN OVERSIGHT

Designated Qualified Opportunity Zones

This document was updated **June 14, 2018**, to reflect the final Qualified Opportunity Zone designations for all States.

Please note that the below list of designated tracts is not the official list. The official list will be published in the Internal Revenue Bulletin at a later date.

Click arrow to filter state State	County	Census Tract Number	Tract Type	ACS Data Source
Pennsylvania	Delaware	42045406600	Low-Income Community	2011-2015
Pennsylvania	Delaware	42045410700	Low-Income Community	2011-2015
Pennsylvania	Erie	42049000100	Low-Income Community	2011-2015
Pennsylvania	Erie	42049000300	Low-Income Community	2011-2015
Pennsylvania	Erie	42049000400	Low-Income Community	2011-2015
Pennsylvania	Erie	42049000600	Low-Income Community	2011-2015
Pennsylvania	Erie	42049000800	Low-Income Community	2011-2015
Pennsylvania	Erie	42049001000	Low-Income Community	2011-2015
Pennsylvania	Erie	42049001200	Low-Income Community	2011-2015
Pennsylvania	Erie	42049001500	Low-Income Community	2011-2015
Pennsylvania	Fayette	42051260700	Low-Income Community	2011-2015
Pennsylvania	Fayette	42051260800	Low-Income Community	2011-2015
Pennsylvania	Greene	42059970100	Low-Income Community	2011-2015
Pennsylvania	Indiana	42063961000	Low-Income Community	2011-2015
Pennsylvania	Indiana	42063961101	Low-Income Community	2011-2015
Pennsylvania	Indiana	42063961102	Low-Income Community	2011-2015
Pennsylvania	Jefferson	42065950200	Low-Income Community	2011-2015
Pennsylvania	Lackawanna	42069100200	Low-Income Community	2011-2015
Pennsylvania	Lackawanna	42069100300	Low-Income Community	2011-2015
Pennsylvania	Lackawanna	42069100400	Low-Income Community	2011-2015
Pennsylvania	Lackawanna	42069100600	Low-Income Community	2011-2015
Pennsylvania	Lackawanna	42069102500	Low-Income Community	2011-2015
Pennsylvania	Lackawanna	42069102600	Low-Income Community	2011-2015
Pennsylvania	Lackawanna	42069111200	Low-Income Community	2011-2015
Pennsylvania	Lancaster	42071000800	Low-Income Community	2011-2015
Pennsylvania	Lancaster	42071000900	Low-Income Community	2011-2015
Pennsylvania	Lancaster	42071001000	Low-Income Community	2011-2015
Pennsylvania	Lancaster	42071001400	Low-Income Community	2011-2015
Pennsylvania	Lancaster	42071011200	Low-Income Community	2011-2015
Pennsylvania	Lancaster	42071011300	Low-Income Community	2011-2015
Pennsylvania	Lawrence	42073000400	Low-Income Community	2011-2015
Pennsylvania	Lawrence	42073000700	Low-Income Community	2011-2015
Pennsylvania	Lawrence	42073000800	Low-Income Community	2011-2015
Pennsylvania	Lawrence	42073000900	Low-Income Community	2011-2015
Pennsylvania	Lebanon	42075000100	Low-Income Community	2011-2015
Pennsylvania	Lebanon	42075000200	Low-Income Community	2011-2015
Pennsylvania	Lehigh	42077001000	Low-Income Community	2011-2015
Pennsylvania	Lehigh	42077001401	Low-Income Community	2011-2015
Pennsylvania	Lehigh	42077001501	Low-Income Community	2011-2015
Pennsylvania	Lehigh	42077001800	Low-Income Community	2011-2015
Pennsylvania	Lehigh	42077009700	Low-Income Community	2011-2015
Pennsylvania	Luzerne	42079200100	Low-Income Community	2011-2015
Pennsylvania	Luzerne	42079215200	Low-Income Community	2011-2015
Pennsylvania	Luzerne	42079217001	Low-Income Community	2011-2015
Pennsylvania	Luzerne	42079217400	Low-Income Community	2011-2015
Pennsylvania	Luzerne	42079217500	Low-Income Community	2011-2015
Pennsylvania	Lycoming	42081000400	Low-Income Community	2011-2015
Pennsylvania	Lycoming	42081000600	Low-Income Community	2011-2015
Pennsylvania	Lycoming	42081000900	Low-Income Community	2011-2015
Pennsylvania	McKean	42083420200	Low-Income Community	2011-2015
Pennsylvania	McKean	42083420300	Low-Income Community	2011-2015
Pennsylvania	Mercer	42085030300	Low-Income Community	2011-2015
Pennsylvania	Mercer	42085033200	Low-Income Community	2011-2015

AMERICAN OVERSIGHT

Designated Qualified Opportunity Zones

This document was updated **June 14, 2018**, to reflect the final Qualified Opportunity Zone designations for all States.

Please note that the below list of designated tracts is not the official list. The official list will be published in the Internal Revenue Bulletin at a later date.

Click arrow to filter state State	County	Census Tract Number	Tract Type	ACS Data Source
Pennsylvania	Monroe	42089300800	Low-Income Community	2011-2015
Pennsylvania	Montgomery	42091203902	Low-Income Community	2011-2015
Pennsylvania	Montgomery	42091208801	Low-Income Community	2011-2015
Pennsylvania	Montgomery	42091208904	Low-Income Community	2011-2015
Pennsylvania	Montgomery	42091209000	Low-Income Community	2011-2015
Pennsylvania	Montour	42093050300	Low-Income Community	2011-2015
Pennsylvania	Northampton	42095010700	Low-Income Community	2011-2015
Pennsylvania	Northampton	42095010800	Low-Income Community	2011-2015
Pennsylvania	Northampton	42095011000	Low-Income Community	2011-2015
Pennsylvania	Northampton	42095011300	Low-Income Community	2011-2015
Pennsylvania	Northampton	42095014200	Low-Income Community	2011-2015
Pennsylvania	Northampton	42095014300	Low-Income Community	2011-2015
Pennsylvania	Northampton	42095014400	Low-Income Community	2011-2015
Pennsylvania	Northampton	42095014600	Low-Income Community	2011-2015
Pennsylvania	Northumberland	42097081500	Low-Income Community	2011-2015
Pennsylvania	Northumberland	42097082000	Low-Income Community	2011-2015
Pennsylvania	Philadelphia	42101000200	Low-Income Community	2011-2015
Pennsylvania	Philadelphia	42101002000	Low-Income Community	2011-2015
Pennsylvania	Philadelphia	42101002100	Low-Income Community	2011-2015
Pennsylvania	Philadelphia	42101002200	Low-Income Community	2011-2015
Pennsylvania	Philadelphia	42101003001	Low-Income Community	2011-2015
Pennsylvania	Philadelphia	42101003300	Low-Income Community	2011-2015
Pennsylvania	Philadelphia	42101003901	Low-Income Community	2011-2015
Pennsylvania	Philadelphia	42101005600	Low-Income Community	2011-2015
Pennsylvania	Philadelphia	42101006900	Low-Income Community	2011-2015
Pennsylvania	Philadelphia	42101008302	Low-Income Community	2011-2015
Pennsylvania	Philadelphia	42101008400	Low-Income Community	2011-2015
Pennsylvania	Philadelphia	42101008500	Low-Income Community	2011-2015
Pennsylvania	Philadelphia	42101008602	Low-Income Community	2011-2015
Pennsylvania	Philadelphia	42101009000	Low-Income Community	2011-2015
Pennsylvania	Philadelphia	42101009100	Low-Income Community	2011-2015
Pennsylvania	Philadelphia	42101009200	Low-Income Community	2011-2015
Pennsylvania	Philadelphia	42101009300	Low-Income Community	2011-2015
Pennsylvania	Philadelphia	42101009400	Low-Income Community	2011-2015
Pennsylvania	Philadelphia	42101009500	Low-Income Community	2011-2015
Pennsylvania	Philadelphia	42101009600	Low-Income Community	2011-2015
Pennsylvania	Philadelphia	42101010400	Low-Income Community	2011-2015
Pennsylvania	Philadelphia	42101010500	Low-Income Community	2011-2015
Pennsylvania	Philadelphia	42101010600	Low-Income Community	2011-2015
Pennsylvania	Philadelphia	42101010700	Low-Income Community	2011-2015
Pennsylvania	Philadelphia	42101010800	Low-Income Community	2011-2015
Pennsylvania	Philadelphia	42101010900	Low-Income Community	2011-2015
Pennsylvania	Philadelphia	42101011100	Low-Income Community	2011-2015
Pennsylvania	Philadelphia	42101013200	Low-Income Community	2011-2015
Pennsylvania	Philadelphia	42101013300	Low-Income Community	2011-2015
Pennsylvania	Philadelphia	42101013700	Low-Income Community	2011-2015
Pennsylvania	Philadelphia	42101013800	Low-Income Community	2011-2015
Pennsylvania	Philadelphia	42101013900	Low-Income Community	2011-2015
Pennsylvania	Philadelphia	42101014000	Low-Income Community	2011-2015
Pennsylvania	Philadelphia	42101014100	Low-Income Community	2011-2015
Pennsylvania	Philadelphia	42101014500	Low-Income Community	2011-2015
Pennsylvania	Philadelphia	42101014600	Low-Income Community	2011-2015
Pennsylvania	Philadelphia	42101014900	Low-Income Community	2011-2015

AMERICAN OVERSIGHT

Designated Qualified Opportunity Zones

This document was updated **June 14, 2018**, to reflect the final Qualified Opportunity Zone designations for all States.

Please note that the below list of designated tracts is not the official list. The official list will be published in the Internal Revenue Bulletin at a later date.

Click arrow to filter state State	County	Census Tract Number	Tract Type	ACS Data Source
Pennsylvania	Philadelphia	42101015600	Low-Income Community	2011-2015
Pennsylvania	Philadelphia	42101015700	Low-Income Community	2011-2015
Pennsylvania	Philadelphia	42101015800	Low-Income Community	2011-2015
Pennsylvania	Philadelphia	42101016100	Low-Income Community	2011-2015
Pennsylvania	Philadelphia	42101016200	Low-Income Community	2011-2015
Pennsylvania	Philadelphia	42101016300	Low-Income Community	2011-2015
Pennsylvania	Philadelphia	42101016600	Low-Income Community	2011-2015
Pennsylvania	Philadelphia	42101016701	Low-Income Community	2011-2015
Pennsylvania	Philadelphia	42101016702	Low-Income Community	2011-2015
Pennsylvania	Philadelphia	42101017000	Low-Income Community	2011-2015
Pennsylvania	Philadelphia	42101017100	Low-Income Community	2011-2015
Pennsylvania	Philadelphia	42101017300	Low-Income Community	2011-2015
Pennsylvania	Philadelphia	42101017400	Low-Income Community	2011-2015
Pennsylvania	Philadelphia	42101017601	Low-Income Community	2011-2015
Pennsylvania	Philadelphia	42101017602	Low-Income Community	2011-2015
Pennsylvania	Philadelphia	42101017701	Low-Income Community	2011-2015
Pennsylvania	Philadelphia	42101017702	Low-Income Community	2011-2015
Pennsylvania	Philadelphia	42101018300	Low-Income Community	2011-2015
Pennsylvania	Philadelphia	42101018400	Low-Income Community	2011-2015
Pennsylvania	Philadelphia	42101020000	Low-Income Community	2011-2015
Pennsylvania	Philadelphia	42101020101	Low-Income Community	2011-2015
Pennsylvania	Philadelphia	42101020102	Low-Income Community	2011-2015
Pennsylvania	Philadelphia	42101020300	Low-Income Community	2011-2015
Pennsylvania	Philadelphia	42101020500	Low-Income Community	2011-2015
Pennsylvania	Philadelphia	42101024100	Low-Income Community	2011-2015
Pennsylvania	Philadelphia	42101024400	Low-Income Community	2011-2015
Pennsylvania	Philadelphia	42101024600	Low-Income Community	2011-2015
Pennsylvania	Philadelphia	42101026302	Low-Income Community	2011-2015
Pennsylvania	Philadelphia	42101026500	Low-Income Community	2011-2015
Pennsylvania	Philadelphia	42101026800	Low-Income Community	2011-2015
Pennsylvania	Philadelphia	42101028200	Low-Income Community	2011-2015
Pennsylvania	Philadelphia	42101028300	Low-Income Community	2011-2015
Pennsylvania	Philadelphia	42101028400	Low-Income Community	2011-2015
Pennsylvania	Philadelphia	42101029100	Low-Income Community	2011-2015
Pennsylvania	Philadelphia	42101030000	Low-Income Community	2011-2015
Pennsylvania	Philadelphia	42101030200	Low-Income Community	2011-2015
Pennsylvania	Philadelphia	42101030900	Low-Income Community	2011-2015
Pennsylvania	Philadelphia	42101033400	Low-Income Community	2011-2015
Pennsylvania	Philadelphia	42101036900	Low-Income Community	2011-2015
Pennsylvania	Philadelphia	42101037600	Low-Income Community	2011-2015
Pennsylvania	Philadelphia	42101037700	Low-Income Community	2011-2015
Pennsylvania	Philadelphia	42101037800	Low-Income Community	2011-2015
Pennsylvania	Philadelphia	42101038100	Low-Income Community	2011-2015
Pennsylvania	Philadelphia	42101980000	Low-Income Community	2011-2015
Pennsylvania	Schuylkill	42107001300	Low-Income Community	2011-2015
Pennsylvania	Schuylkill	42107002600	Low-Income Community	2011-2015
Pennsylvania	Schuylkill	42107002700	Low-Income Community	2011-2015
Pennsylvania	Somerset	42111021100	Low-Income Community	2011-2015
Pennsylvania	Venango	42121200500	Low-Income Community	2011-2015
Pennsylvania	Venango	42121200700	Low-Income Community	2011-2015
Pennsylvania	Venango	42121200900	Low-Income Community	2011-2015
Pennsylvania	Warren	42123970800	Low-Income Community	2011-2015
Pennsylvania	Warren	42123970900	Low-Income Community	2011-2015

AMERICAN OVERSIGHT

Designated Qualified Opportunity Zones

This document was updated **June 14, 2018**, to reflect the final Qualified Opportunity Zone designations for all States.

Please note that the below list of designated tracts is not the official list. The official list will be published in the Internal Revenue Bulletin at a later date.

Click arrow to filter state State	County	Census Tract Number	Tract Type	ACS Data Source
Pennsylvania	Washington	42125783200	Low-Income Community	2011-2015
Pennsylvania	Washington	42125783300	Low-Income Community	2011-2015
Pennsylvania	Westmoreland	42129800100	Low-Income Community	2011-2015
Pennsylvania	Westmoreland	42129800700	Low-Income Community	2011-2015
Pennsylvania	Westmoreland	42129802800	Low-Income Community	2011-2015
Pennsylvania	Westmoreland	42129803600	Low-Income Community	2011-2015
Pennsylvania	York	42133000300	Low-Income Community	2011-2015
Pennsylvania	York	42133000600	Low-Income Community	2011-2015
Pennsylvania	York	42133001000	Low-Income Community	2011-2015
Pennsylvania	York	42133001200	Low-Income Community	2011-2015
Pennsylvania	York	42133001600	Low-Income Community	2011-2015
Pennsylvania	Allegheny	42003425000	Non-LIC Contiguous	2011-2015
Pennsylvania	Allegheny	42003461000	Non-LIC Contiguous	2011-2015
Pennsylvania	Allegheny	42003564400	Non-LIC Contiguous	2011-2015
Pennsylvania	Centre	42027010400	Non-LIC Contiguous	2011-2015
Pennsylvania	Clearfield	42033330100	Non-LIC Contiguous	2011-2015
Pennsylvania	Clearfield	42033330400	Non-LIC Contiguous	2011-2015
Pennsylvania	Jefferson	42065950100	Non-LIC Contiguous	2011-2015
Pennsylvania	Lackawanna	42069111300	Non-LIC Contiguous	2011-2015
Pennsylvania	Lehigh	42077009100	Non-LIC Contiguous	2011-2015
Pennsylvania	Luzerne	42079217300	Non-LIC Contiguous	2011-2015
Pennsylvania	Philadelphia	42101014300	Non-LIC Contiguous	2011-2015
Puerto Rico	Adjuntas	72001956300	Low-Income Community	2011-2015
Puerto Rico	Adjuntas	72001956400	Low-Income Community	2011-2015
Puerto Rico	Adjuntas	72001956500	Low-Income Community	2011-2015
Puerto Rico	Adjuntas	72001956600	Low-Income Community	2011-2015
Puerto Rico	Adjuntas	72001956700	Low-Income Community	2011-2015
Puerto Rico	Adjuntas	72001956800	Low-Income Community	2011-2015
Puerto Rico	Aguada	72003430100	Low-Income Community	2011-2015
Puerto Rico	Aguada	72003430200	Low-Income Community	2011-2015
Puerto Rico	Aguada	72003430300	Low-Income Community	2011-2015
Puerto Rico	Aguada	72003430401	Low-Income Community	2011-2015
Puerto Rico	Aguada	72003430402	Low-Income Community	2011-2015
Puerto Rico	Aguada	72003430501	Low-Income Community	2011-2015
Puerto Rico	Aguada	72003430502	Low-Income Community	2011-2015
Puerto Rico	Aguada	72003430601	Low-Income Community	2011-2015
Puerto Rico	Aguada	72003430602	Low-Income Community	2011-2015
Puerto Rico	Aguadilla	72005400100	Low-Income Community	2011-2015
Puerto Rico	Aguadilla	72005400300	Low-Income Community	2011-2015
Puerto Rico	Aguadilla	72005400400	Low-Income Community	2011-2015
Puerto Rico	Aguadilla	72005400501	Low-Income Community	2011-2015
Puerto Rico	Aguadilla	72005400502	Low-Income Community	2011-2015
Puerto Rico	Aguadilla	72005400600	Low-Income Community	2011-2015
Puerto Rico	Aguadilla	72005400700	Low-Income Community	2011-2015
Puerto Rico	Aguadilla	72005400800	Low-Income Community	2011-2015
Puerto Rico	Aguadilla	72005400900	Low-Income Community	2011-2015
Puerto Rico	Aguadilla	72005401000	Low-Income Community	2011-2015
Puerto Rico	Aguadilla	72005401100	Low-Income Community	2011-2015
Puerto Rico	Aguadilla	72005401200	Low-Income Community	2011-2015
Puerto Rico	Aguadilla	72005401301	Low-Income Community	2011-2015
Puerto Rico	Aguadilla	72005401302	Low-Income Community	2011-2015
Puerto Rico	Aguadilla	72005401401	Low-Income Community	2011-2015
Puerto Rico	Aguadilla	72005401402	Low-Income Community	2011-2015

AMERICAN OVERSIGHT

Designated Qualified Opportunity Zones

This document was updated **June 14, 2018**, to reflect the final Qualified Opportunity Zone designations for all States.

Please note that the below list of designated tracts is not the official list. The official list will be published in the Internal Revenue Bulletin at a later date.

Click arrow to filter state State	County	Census Tract Number	Tract Type	ACS Data Source
Puerto Rico	Aguas Buenas	72007230100	Low-Income Community	2011-2015
Puerto Rico	Aguas Buenas	72007230200	Low-Income Community	2011-2015
Puerto Rico	Aguas Buenas	72007230300	Low-Income Community	2011-2015
Puerto Rico	Aguas Buenas	72007230400	Low-Income Community	2011-2015
Puerto Rico	Aguas Buenas	72007230501	Low-Income Community	2011-2015
Puerto Rico	Aguas Buenas	72007230502	Low-Income Community	2011-2015
Puerto Rico	Aibonito	72009250100	Low-Income Community	2011-2015
Puerto Rico	Aibonito	72009250200	Low-Income Community	2011-2015
Puerto Rico	Aibonito	72009250300	Low-Income Community	2011-2015
Puerto Rico	Aibonito	72009250400	Low-Income Community	2011-2015
Puerto Rico	Aibonito	72009250500	Low-Income Community	2011-2015
Puerto Rico	Aibonito	72009250600	Low-Income Community	2011-2015
Puerto Rico	Añasco	72011810100	Low-Income Community	2011-2015
Puerto Rico	Añasco	72011810200	Low-Income Community	2011-2015
Puerto Rico	Añasco	72011810300	Low-Income Community	2011-2015
Puerto Rico	Añasco	72011810400	Low-Income Community	2011-2015
Puerto Rico	Añasco	72011810500	Low-Income Community	2011-2015
Puerto Rico	Añasco	72011810600	Low-Income Community	2011-2015
Puerto Rico	Añasco	72011810700	Low-Income Community	2011-2015
Puerto Rico	Arecibo	72013300101	Low-Income Community	2011-2015
Puerto Rico	Arecibo	72013300102	Low-Income Community	2011-2015
Puerto Rico	Arecibo	72013300200	Low-Income Community	2011-2015
Puerto Rico	Arecibo	72013300301	Low-Income Community	2011-2015
Puerto Rico	Arecibo	72013300302	Low-Income Community	2011-2015
Puerto Rico	Arecibo	72013300400	Low-Income Community	2011-2015
Puerto Rico	Arecibo	72013300500	Low-Income Community	2011-2015
Puerto Rico	Arecibo	72013300700	Low-Income Community	2011-2015
Puerto Rico	Arecibo	72013300800	Low-Income Community	2011-2015
Puerto Rico	Arecibo	72013301000	Low-Income Community	2011-2015
Puerto Rico	Arecibo	72013301100	Low-Income Community	2011-2015
Puerto Rico	Arecibo	72013301200	Low-Income Community	2011-2015
Puerto Rico	Arecibo	72013301300	Low-Income Community	2011-2015
Puerto Rico	Arecibo	72013301400	Low-Income Community	2011-2015
Puerto Rico	Arecibo	72013301500	Low-Income Community	2011-2015
Puerto Rico	Arecibo	72013301600	Low-Income Community	2011-2015
Puerto Rico	Arecibo	72013301700	Low-Income Community	2011-2015
Puerto Rico	Arecibo	72013301800	Low-Income Community	2011-2015
Puerto Rico	Arecibo	72013301900	Low-Income Community	2011-2015
Puerto Rico	Arecibo	72013302000	Low-Income Community	2011-2015
Puerto Rico	Arecibo	72013302100	Low-Income Community	2011-2015
Puerto Rico	Arecibo	72013302201	Low-Income Community	2011-2015
Puerto Rico	Arecibo	72013302202	Low-Income Community	2011-2015
Puerto Rico	Arecibo	72013302300	Low-Income Community	2011-2015
Puerto Rico	Arroyo	72015280101	Low-Income Community	2011-2015
Puerto Rico	Arroyo	72015280102	Low-Income Community	2011-2015
Puerto Rico	Arroyo	72015280201	Low-Income Community	2011-2015
Puerto Rico	Arroyo	72015280202	Low-Income Community	2011-2015
Puerto Rico	Barceloneta	72017590100	Low-Income Community	2011-2015
Puerto Rico	Barceloneta	72017590200	Low-Income Community	2011-2015
Puerto Rico	Barceloneta	72017590300	Low-Income Community	2011-2015
Puerto Rico	Barceloneta	72017590400	Low-Income Community	2011-2015
Puerto Rico	Barranquitas	72019952201	Low-Income Community	2011-2015
Puerto Rico	Barranquitas	72019952202	Low-Income Community	2011-2015

AMERICAN OVERSIGHT

Designated Qualified Opportunity Zones

This document was updated **June 14, 2018**, to reflect the final Qualified Opportunity Zone designations for all States.

Please note that the below list of designated tracts is not the official list. The official list will be published in the Internal Revenue Bulletin at a later date.

Click arrow to filter state State	County	Census Tract Number	Tract Type	ACS Data Source
Puerto Rico	Barranquitas	72019952301	Low-Income Community	2011-2015
Puerto Rico	Barranquitas	72019952302	Low-Income Community	2011-2015
Puerto Rico	Barranquitas	72019952400	Low-Income Community	2011-2015
Puerto Rico	Barranquitas	72019952500	Low-Income Community	2011-2015
Puerto Rico	Bayamón	72021030101	Low-Income Community	2011-2015
Puerto Rico	Bayamón	72021030103	Low-Income Community	2011-2015
Puerto Rico	Bayamón	72021030104	Non-LIC Contiguous	2011-2015
Puerto Rico	Bayamón	72021030105	Low-Income Community	2011-2015
Puerto Rico	Bayamón	72021030200	Low-Income Community	2011-2015
Puerto Rico	Bayamón	72021030300	Low-Income Community	2011-2015
Puerto Rico	Bayamón	72021030700	Low-Income Community	2011-2015
Puerto Rico	Bayamón	72021030800	Low-Income Community	2011-2015
Puerto Rico	Bayamón	72021030901	Low-Income Community	2011-2015
Puerto Rico	Bayamón	72021030902	Low-Income Community	2011-2015
Puerto Rico	Bayamón	72021030903	Low-Income Community	2011-2015
Puerto Rico	Bayamón	72021030904	Low-Income Community	2011-2015
Puerto Rico	Bayamón	72021031004	Non-LIC Contiguous	2011-2015
Puerto Rico	Bayamón	72021031005	Low-Income Community	2011-2015
Puerto Rico	Bayamón	72021031013	Low-Income Community	2011-2015
Puerto Rico	Bayamón	72021031021	Low-Income Community	2011-2015
Puerto Rico	Bayamón	72021031023	Low-Income Community	2011-2015
Puerto Rico	Bayamón	72021031031	Low-Income Community	2011-2015
Puerto Rico	Bayamón	72021031033	Low-Income Community	2011-2015
Puerto Rico	Bayamón	72021031101	Low-Income Community	2011-2015
Puerto Rico	Bayamón	72021031113	Low-Income Community	2011-2015
Puerto Rico	Bayamón	72021031114	Low-Income Community	2011-2015
Puerto Rico	Bayamón	72021031121	Low-Income Community	2011-2015
Puerto Rico	Bayamón	72021031122	Low-Income Community	2011-2015
Puerto Rico	Bayamón	72021031123	Low-Income Community	2011-2015
Puerto Rico	Bayamón	72021031124	Low-Income Community	2011-2015
Puerto Rico	Bayamón	72021031125	Low-Income Community	2011-2015
Puerto Rico	Bayamón	72021031201	Low-Income Community	2011-2015
Puerto Rico	Bayamón	72021031202	Low-Income Community	2011-2015
Puerto Rico	Bayamón	72021031203	Low-Income Community	2011-2015
Puerto Rico	Bayamón	72021031301	Low-Income Community	2011-2015
Puerto Rico	Bayamón	72021031304	Low-Income Community	2011-2015
Puerto Rico	Bayamón	72021031305	Low-Income Community	2011-2015
Puerto Rico	Bayamón	72021031306	Low-Income Community	2011-2015
Puerto Rico	Bayamón	72021031307	Low-Income Community	2011-2015
Puerto Rico	Bayamón	72021031401	Low-Income Community	2011-2015
Puerto Rico	Bayamón	72021031402	Low-Income Community	2011-2015
Puerto Rico	Bayamón	72021031403	Low-Income Community	2011-2015
Puerto Rico	Bayamón	72021031501	Low-Income Community	2011-2015
Puerto Rico	Bayamón	72021031502	Low-Income Community	2011-2015
Puerto Rico	Bayamón	72021031503	Low-Income Community	2011-2015
Puerto Rico	Bayamón	72021031611	Low-Income Community	2011-2015
Puerto Rico	Bayamón	72021031612	Low-Income Community	2011-2015
Puerto Rico	Bayamón	72021031621	Low-Income Community	2011-2015
Puerto Rico	Bayamón	72021031622	Low-Income Community	2011-2015
Puerto Rico	Bayamón	72021031631	Low-Income Community	2011-2015
Puerto Rico	Bayamón	72021031632	Low-Income Community	2011-2015
Puerto Rico	Bayamón	72021031641	Low-Income Community	2011-2015
Puerto Rico	Bayamón	72021031651	Low-Income Community	2011-2015

AMERICAN OVERSIGHT

Designated Qualified Opportunity Zones

This document was updated **June 14, 2018**, to reflect the final Qualified Opportunity Zone designations for all States.

Please note that the below list of designated tracts is not the official list. The official list will be published in the Internal Revenue Bulletin at a later date.

Click arrow to filter state State	County	Census Tract Number	Tract Type	ACS Data Source
Puerto Rico	Bayamón	72021031701	Low-Income Community	2011-2015
Puerto Rico	Bayamón	72021031702	Low-Income Community	2011-2015
Puerto Rico	Bayamón	72021031703	Low-Income Community	2011-2015
Puerto Rico	Bayamón	72021031704	Low-Income Community	2011-2015
Puerto Rico	Bayamón	72021031800	Low-Income Community	2011-2015
Puerto Rico	Bayamón	72021031900	Low-Income Community	2011-2015
Puerto Rico	Bayamón	72021032000	Low-Income Community	2011-2015
Puerto Rico	Bayamón	72021032100	Low-Income Community	2011-2015
Puerto Rico	Bayamón	72021032200	Low-Income Community	2011-2015
Puerto Rico	Bayamón	72021032301	Low-Income Community	2011-2015
Puerto Rico	Bayamón	72021032302	Low-Income Community	2011-2015
Puerto Rico	Cabo Rojo	72023830101	Low-Income Community	2011-2015
Puerto Rico	Cabo Rojo	72023830102	Low-Income Community	2011-2015
Puerto Rico	Cabo Rojo	72023830200	Low-Income Community	2011-2015
Puerto Rico	Cabo Rojo	72023830300	Low-Income Community	2011-2015
Puerto Rico	Cabo Rojo	72023830400	Low-Income Community	2011-2015
Puerto Rico	Cabo Rojo	72023830502	Low-Income Community	2011-2015
Puerto Rico	Cabo Rojo	72023830503	Low-Income Community	2011-2015
Puerto Rico	Cabo Rojo	72023830504	Low-Income Community	2011-2015
Puerto Rico	Cabo Rojo	72023830603	Low-Income Community	2011-2015
Puerto Rico	Cabo Rojo	72023830604	Low-Income Community	2011-2015
Puerto Rico	Caguas	72025200100	Low-Income Community	2011-2015
Puerto Rico	Caguas	72025200200	Low-Income Community	2011-2015
Puerto Rico	Caguas	72025200302	Non-LIC Contiguous	2011-2015
Puerto Rico	Caguas	72025200304	Low-Income Community	2011-2015
Puerto Rico	Caguas	72025200400	Low-Income Community	2011-2015
Puerto Rico	Caguas	72025200500	Low-Income Community	2011-2015
Puerto Rico	Caguas	72025200600	Low-Income Community	2011-2015
Puerto Rico	Caguas	72025200700	Low-Income Community	2011-2015
Puerto Rico	Caguas	72025200800	Low-Income Community	2011-2015
Puerto Rico	Caguas	72025200900	Low-Income Community	2011-2015
Puerto Rico	Caguas	72025201000	Low-Income Community	2011-2015
Puerto Rico	Caguas	72025201200	Low-Income Community	2011-2015
Puerto Rico	Caguas	72025201300	Low-Income Community	2011-2015
Puerto Rico	Caguas	72025201400	Low-Income Community	2011-2015
Puerto Rico	Caguas	72025201500	Low-Income Community	2011-2015
Puerto Rico	Caguas	72025201600	Low-Income Community	2011-2015
Puerto Rico	Caguas	72025201700	Low-Income Community	2011-2015
Puerto Rico	Caguas	72025201800	Low-Income Community	2011-2015
Puerto Rico	Caguas	72025201900	Low-Income Community	2011-2015
Puerto Rico	Caguas	72025202000	Low-Income Community	2011-2015
Puerto Rico	Caguas	72025202100	Low-Income Community	2011-2015
Puerto Rico	Caguas	72025202200	Low-Income Community	2011-2015
Puerto Rico	Caguas	72025202300	Low-Income Community	2011-2015
Puerto Rico	Caguas	72025202402	Low-Income Community	2011-2015
Puerto Rico	Caguas	72025202403	Low-Income Community	2011-2015
Puerto Rico	Caguas	72025202404	Low-Income Community	2011-2015
Puerto Rico	Caguas	72025202500	Low-Income Community	2011-2015
Puerto Rico	Caguas	72025202601	Low-Income Community	2011-2015
Puerto Rico	Caguas	72025202602	Low-Income Community	2011-2015
Puerto Rico	Caguas	72025202701	Low-Income Community	2011-2015
Puerto Rico	Caguas	72025202702	Low-Income Community	2011-2015
Puerto Rico	Caguas	72025202800	Low-Income Community	2011-2015

AMERICAN OVERSIGHT

Designated Qualified Opportunity Zones

This document was updated **June 14, 2018**, to reflect the final Qualified Opportunity Zone designations for all States.

Please note that the below list of designated tracts is not the official list. The official list will be published in the Internal Revenue Bulletin at a later date.

Click arrow to filter state State	County	Census Tract Number	Tract Type	ACS Data Source
Puerto Rico	Camuy	72027320100	Low-Income Community	2011-2015
Puerto Rico	Camuy	72027320200	Low-Income Community	2011-2015
Puerto Rico	Camuy	72027320300	Low-Income Community	2011-2015
Puerto Rico	Camuy	72027320401	Low-Income Community	2011-2015
Puerto Rico	Camuy	72027320402	Low-Income Community	2011-2015
Puerto Rico	Camuy	72027320500	Low-Income Community	2011-2015
Puerto Rico	Camuy	72027320600	Low-Income Community	2011-2015
Puerto Rico	Canóvanas	72029100101	Low-Income Community	2011-2015
Puerto Rico	Canóvanas	72029100103	Low-Income Community	2011-2015
Puerto Rico	Canóvanas	72029100104	Low-Income Community	2011-2015
Puerto Rico	Canóvanas	72029100200	Low-Income Community	2011-2015
Puerto Rico	Canóvanas	72029100400	Low-Income Community	2011-2015
Puerto Rico	Canóvanas	72029100502	Low-Income Community	2011-2015
Puerto Rico	Canóvanas	72029100503	Low-Income Community	2011-2015
Puerto Rico	Canóvanas	72029100504	Non-LIC Contiguous	2011-2015
Puerto Rico	Canóvanas	72029100601	Low-Income Community	2011-2015
Puerto Rico	Canóvanas	72029100602	Low-Income Community	2011-2015
Puerto Rico	Canóvanas	72029100700	Low-Income Community	2011-2015
Puerto Rico	Canóvanas	72029100800	Low-Income Community	2011-2015
Puerto Rico	Carolina	72031050105	Low-Income Community	2011-2015
Puerto Rico	Carolina	72031050110	Low-Income Community	2011-2015
Puerto Rico	Carolina	72031050211	Low-Income Community	2011-2015
Puerto Rico	Carolina	72031050212	Low-Income Community	2011-2015
Puerto Rico	Carolina	72031050221	Low-Income Community	2011-2015
Puerto Rico	Carolina	72031050222	Low-Income Community	2011-2015
Puerto Rico	Carolina	72031050231	Low-Income Community	2011-2015
Puerto Rico	Carolina	72031050232	Non-LIC Contiguous	2011-2015
Puerto Rico	Carolina	72031050241	Low-Income Community	2011-2015
Puerto Rico	Carolina	72031050242	Low-Income Community	2011-2015
Puerto Rico	Carolina	72031050302	Low-Income Community	2011-2015
Puerto Rico	Carolina	72031050311	Low-Income Community	2011-2015
Puerto Rico	Carolina	72031050321	Low-Income Community	2011-2015
Puerto Rico	Carolina	72031050331	Low-Income Community	2011-2015
Puerto Rico	Carolina	72031050341	Low-Income Community	2011-2015
Puerto Rico	Carolina	72031050401	Low-Income Community	2011-2015
Puerto Rico	Carolina	72031050402	Low-Income Community	2011-2015
Puerto Rico	Carolina	72031050501	Non-LIC Contiguous	2011-2015
Puerto Rico	Carolina	72031050503	Low-Income Community	2011-2015
Puerto Rico	Carolina	72031050504	Low-Income Community	2011-2015
Puerto Rico	Carolina	72031050600	Low-Income Community	2011-2015
Puerto Rico	Carolina	72031050700	Low-Income Community	2011-2015
Puerto Rico	Carolina	72031050803	Low-Income Community	2011-2015
Puerto Rico	Carolina	72031050811	Low-Income Community	2011-2015
Puerto Rico	Carolina	72031050812	Low-Income Community	2011-2015
Puerto Rico	Carolina	72031050821	Low-Income Community	2011-2015
Puerto Rico	Carolina	72031050822	Low-Income Community	2011-2015
Puerto Rico	Carolina	72031050831	Low-Income Community	2011-2015
Puerto Rico	Carolina	72031050841	Low-Income Community	2011-2015
Puerto Rico	Carolina	72031050901	Low-Income Community	2011-2015
Puerto Rico	Carolina	72031050902	Low-Income Community	2011-2015
Puerto Rico	Carolina	72031051001	Low-Income Community	2011-2015
Puerto Rico	Carolina	72031051002	Low-Income Community	2011-2015
Puerto Rico	Carolina	72031051102	Low-Income Community	2011-2015

AMERICAN OVERSIGHT

Designated Qualified Opportunity Zones

This document was updated **June 14, 2018**, to reflect the final Qualified Opportunity Zone designations for all States.

Please note that the below list of designated tracts is not the official list. The official list will be published in the Internal Revenue Bulletin at a later date.

Click arrow to filter state State	County	Census Tract Number	Tract Type	ACS Data Source
Puerto Rico	Cataño	72033020200	Low-Income Community	2011-2015
Puerto Rico	Cataño	72033020302	Low-Income Community	2011-2015
Puerto Rico	Cataño	72033020403	Low-Income Community	2011-2015
Puerto Rico	Cataño	72033020422	Low-Income Community	2011-2015
Puerto Rico	Cataño	72033020423	Low-Income Community	2011-2015
Puerto Rico	Cataño	72033020425	Low-Income Community	2011-2015
Puerto Rico	Cataño	72033020426	Low-Income Community	2011-2015
Puerto Rico	Cataño	72033020427	Low-Income Community	2011-2015
Puerto Rico	Cataño	72033980003	Low-Income Community	2011-2015
Puerto Rico	Cayey	72035260100	Low-Income Community	2011-2015
Puerto Rico	Cayey	72035260201	Low-Income Community	2011-2015
Puerto Rico	Cayey	72035260202	Low-Income Community	2011-2015
Puerto Rico	Cayey	72035260300	Low-Income Community	2011-2015
Puerto Rico	Cayey	72035260400	Low-Income Community	2011-2015
Puerto Rico	Cayey	72035260500	Low-Income Community	2011-2015
Puerto Rico	Cayey	72035260600	Low-Income Community	2011-2015
Puerto Rico	Cayey	72035260700	Low-Income Community	2011-2015
Puerto Rico	Cayey	72035260800	Low-Income Community	2011-2015
Puerto Rico	Cayey	72035260901	Low-Income Community	2011-2015
Puerto Rico	Cayey	72035260902	Low-Income Community	2011-2015
Puerto Rico	Ceiba	72037160201	Low-Income Community	2011-2015
Puerto Rico	Ceiba	72037160202	Low-Income Community	2011-2015
Puerto Rico	Ceiba	72037160300	Low-Income Community	2011-2015
Puerto Rico	Ciales	72039955600	Low-Income Community	2011-2015
Puerto Rico	Ciales	72039955700	Low-Income Community	2011-2015
Puerto Rico	Ciales	72039955800	Low-Income Community	2011-2015
Puerto Rico	Ciales	72039955900	Low-Income Community	2011-2015
Puerto Rico	Cidra	72041240101	Low-Income Community	2011-2015
Puerto Rico	Cidra	72041240102	Low-Income Community	2011-2015
Puerto Rico	Cidra	72041240201	Low-Income Community	2011-2015
Puerto Rico	Cidra	72041240202	Low-Income Community	2011-2015
Puerto Rico	Cidra	72041240300	Low-Income Community	2011-2015
Puerto Rico	Cidra	72041240401	Low-Income Community	2011-2015
Puerto Rico	Cidra	72041240402	Low-Income Community	2011-2015
Puerto Rico	Cidra	72041240500	Low-Income Community	2011-2015
Puerto Rico	Cidra	72041240601	Low-Income Community	2011-2015
Puerto Rico	Cidra	72041240602	Low-Income Community	2011-2015
Puerto Rico	Coamo	72043953900	Low-Income Community	2011-2015
Puerto Rico	Coamo	72043954000	Low-Income Community	2011-2015
Puerto Rico	Coamo	72043954100	Low-Income Community	2011-2015
Puerto Rico	Coamo	72043954200	Low-Income Community	2011-2015
Puerto Rico	Coamo	72043954300	Low-Income Community	2011-2015
Puerto Rico	Coamo	72043954400	Low-Income Community	2011-2015
Puerto Rico	Coamo	72043954500	Low-Income Community	2011-2015
Puerto Rico	Coamo	72043954600	Low-Income Community	2011-2015
Puerto Rico	Coamo	72043954700	Low-Income Community	2011-2015
Puerto Rico	Comerío	72045951700	Low-Income Community	2011-2015
Puerto Rico	Comerío	72045951800	Low-Income Community	2011-2015
Puerto Rico	Comerío	72045951900	Low-Income Community	2011-2015
Puerto Rico	Comerío	72045952000	Low-Income Community	2011-2015
Puerto Rico	Comerío	72045952100	Low-Income Community	2011-2015
Puerto Rico	Corozal	72047530100	Low-Income Community	2011-2015
Puerto Rico	Corozal	72047530200	Low-Income Community	2011-2015

AMERICAN OVERSIGHT

Designated Qualified Opportunity Zones

This document was updated **June 14, 2018**, to reflect the final Qualified Opportunity Zone designations for all States.

Please note that the below list of designated tracts is not the official list. The official list will be published in the Internal Revenue Bulletin at a later date.

Click arrow to filter state State	County	Census Tract Number	Tract Type	ACS Data Source
Puerto Rico	Corozal	72047530300	Low-Income Community	2011-2015
Puerto Rico	Corozal	72047530400	Low-Income Community	2011-2015
Puerto Rico	Corozal	72047530500	Low-Income Community	2011-2015
Puerto Rico	Corozal	72047530600	Low-Income Community	2011-2015
Puerto Rico	Culebra	72049950500	Low-Income Community	2011-2015
Puerto Rico	Dorado	72051540100	Low-Income Community	2011-2015
Puerto Rico	Dorado	72051540200	Low-Income Community	2011-2015
Puerto Rico	Dorado	72051540300	Low-Income Community	2011-2015
Puerto Rico	Dorado	72051540400	Low-Income Community	2011-2015
Puerto Rico	Dorado	72051540500	Low-Income Community	2011-2015
Puerto Rico	Dorado	72051540600	Low-Income Community	2011-2015
Puerto Rico	Dorado	72051540700	Low-Income Community	2011-2015
Puerto Rico	Fajardo	72053150102	Low-Income Community	2011-2015
Puerto Rico	Fajardo	72053150104	Low-Income Community	2011-2015
Puerto Rico	Fajardo	72053150200	Low-Income Community	2011-2015
Puerto Rico	Fajardo	72053150301	Low-Income Community	2011-2015
Puerto Rico	Fajardo	72053150302	Low-Income Community	2011-2015
Puerto Rico	Fajardo	72053150400	Low-Income Community	2011-2015
Puerto Rico	Fajardo	72053150500	Low-Income Community	2011-2015
Puerto Rico	Fajardo	72053150601	Low-Income Community	2011-2015
Puerto Rico	Fajardo	72053150602	Low-Income Community	2011-2015
Puerto Rico	Florida	72054580100	Low-Income Community	2011-2015
Puerto Rico	Florida	72054580200	Low-Income Community	2011-2015
Puerto Rico	Guánica	72055960900	Low-Income Community	2011-2015
Puerto Rico	Guánica	72055961000	Low-Income Community	2011-2015
Puerto Rico	Guánica	72055961100	Low-Income Community	2011-2015
Puerto Rico	Guánica	72055961200	Low-Income Community	2011-2015
Puerto Rico	Guánica	72055961300	Low-Income Community	2011-2015
Puerto Rico	Guánica	72055961400	Low-Income Community	2011-2015
Puerto Rico	Guánica	72055961500	Low-Income Community	2011-2015
Puerto Rico	Guayama	72057270100	Low-Income Community	2011-2015
Puerto Rico	Guayama	72057270201	Low-Income Community	2011-2015
Puerto Rico	Guayama	72057270202	Low-Income Community	2011-2015
Puerto Rico	Guayama	72057270300	Low-Income Community	2011-2015
Puerto Rico	Guayama	72057270400	Low-Income Community	2011-2015
Puerto Rico	Guayama	72057270500	Low-Income Community	2011-2015
Puerto Rico	Guayama	72057270600	Low-Income Community	2011-2015
Puerto Rico	Guayama	72057270700	Low-Income Community	2011-2015
Puerto Rico	Guayama	72057270800	Low-Income Community	2011-2015
Puerto Rico	Guayanilla	72059740101	Low-Income Community	2011-2015
Puerto Rico	Guayanilla	72059740102	Low-Income Community	2011-2015
Puerto Rico	Guayanilla	72059740200	Low-Income Community	2011-2015
Puerto Rico	Guayanilla	72059740300	Low-Income Community	2011-2015
Puerto Rico	Guayanilla	72059740400	Low-Income Community	2011-2015
Puerto Rico	Guaynabo	72061040101	Low-Income Community	2011-2015
Puerto Rico	Guaynabo	72061040102	Low-Income Community	2011-2015
Puerto Rico	Guaynabo	72061040103	Low-Income Community	2011-2015
Puerto Rico	Guaynabo	72061040200	Low-Income Community	2011-2015
Puerto Rico	Guaynabo	72061040302	Non-LIC Contiguous	2011-2015
Puerto Rico	Guaynabo	72061040303	Non-LIC Contiguous	2011-2015
Puerto Rico	Guaynabo	72061040304	Non-LIC Contiguous	2011-2015
Puerto Rico	Guaynabo	72061040403	Low-Income Community	2011-2015
Puerto Rico	Guaynabo	72061040411	Low-Income Community	2011-2015

AMERICAN OVERSIGHT

Designated Qualified Opportunity Zones

This document was updated **June 14, 2018**, to reflect the final Qualified Opportunity Zone designations for all States.

Please note that the below list of designated tracts is not the official list. The official list will be published in the Internal Revenue Bulletin at a later date.

Click arrow to filter state State	County	Census Tract Number	Tract Type	ACS Data Source
Puerto Rico	Guaynabo	72061040421	Non-LIC Contiguous	2011-2015
Puerto Rico	Guaynabo	72061040422	Low-Income Community	2011-2015
Puerto Rico	Guaynabo	72061040432	Low-Income Community	2011-2015
Puerto Rico	Guaynabo	72061040442	Non-LIC Contiguous	2011-2015
Puerto Rico	Guaynabo	72061040500	Low-Income Community	2011-2015
Puerto Rico	Guaynabo	72061040601	Low-Income Community	2011-2015
Puerto Rico	Guaynabo	72061040700	Low-Income Community	2011-2015
Puerto Rico	Guaynabo	72061040800	Low-Income Community	2011-2015
Puerto Rico	Guaynabo	72061040900	Low-Income Community	2011-2015
Puerto Rico	Guaynabo	72061041000	Low-Income Community	2011-2015
Puerto Rico	Guaynabo	72061041100	Low-Income Community	2011-2015
Puerto Rico	Gurabo	72063210100	Low-Income Community	2011-2015
Puerto Rico	Gurabo	72063210201	Low-Income Community	2011-2015
Puerto Rico	Gurabo	72063210202	Low-Income Community	2011-2015
Puerto Rico	Gurabo	72063210300	Low-Income Community	2011-2015
Puerto Rico	Gurabo	72063210400	Low-Income Community	2011-2015
Puerto Rico	Gurabo	72063210502	Non-LIC Contiguous	2011-2015
Puerto Rico	Gurabo	72063210503	Low-Income Community	2011-2015
Puerto Rico	Gurabo	72063210504	Low-Income Community	2011-2015
Puerto Rico	Hatillo	72065310100	Low-Income Community	2011-2015
Puerto Rico	Hatillo	72065310200	Low-Income Community	2011-2015
Puerto Rico	Hatillo	72065310300	Low-Income Community	2011-2015
Puerto Rico	Hatillo	72065310400	Low-Income Community	2011-2015
Puerto Rico	Hatillo	72065310500	Low-Income Community	2011-2015
Puerto Rico	Hatillo	72065310600	Low-Income Community	2011-2015
Puerto Rico	Hormigueros	72067820100	Low-Income Community	2011-2015
Puerto Rico	Hormigueros	72067820300	Low-Income Community	2011-2015
Puerto Rico	Hormigueros	72067820400	Low-Income Community	2011-2015
Puerto Rico	Hormigueros	72067820500	Low-Income Community	2011-2015
Puerto Rico	Humacao	72069180100	Low-Income Community	2011-2015
Puerto Rico	Humacao	72069180201	Low-Income Community	2011-2015
Puerto Rico	Humacao	72069180202	Low-Income Community	2011-2015
Puerto Rico	Humacao	72069180301	Low-Income Community	2011-2015
Puerto Rico	Humacao	72069180302	Low-Income Community	2011-2015
Puerto Rico	Humacao	72069180400	Low-Income Community	2011-2015
Puerto Rico	Humacao	72069180500	Low-Income Community	2011-2015
Puerto Rico	Humacao	72069180600	Low-Income Community	2011-2015
Puerto Rico	Humacao	72069180700	Low-Income Community	2011-2015
Puerto Rico	Humacao	72069180800	Low-Income Community	2011-2015
Puerto Rico	Humacao	72069180901	Low-Income Community	2011-2015
Puerto Rico	Humacao	72069180902	Low-Income Community	2011-2015
Puerto Rico	Isabela	72071410100	Low-Income Community	2011-2015
Puerto Rico	Isabela	72071410200	Low-Income Community	2011-2015
Puerto Rico	Isabela	72071410300	Low-Income Community	2011-2015
Puerto Rico	Isabela	72071410401	Low-Income Community	2011-2015
Puerto Rico	Isabela	72071410402	Low-Income Community	2011-2015
Puerto Rico	Isabela	72071410500	Low-Income Community	2011-2015
Puerto Rico	Isabela	72071410600	Low-Income Community	2011-2015
Puerto Rico	Isabela	72071410701	Low-Income Community	2011-2015
Puerto Rico	Isabela	72071410702	Low-Income Community	2011-2015
Puerto Rico	Jayuya	72073956000	Low-Income Community	2011-2015
Puerto Rico	Jayuya	72073956100	Low-Income Community	2011-2015
Puerto Rico	Jayuya	72073956200	Low-Income Community	2011-2015

AMERICAN OVERSIGHT

Designated Qualified Opportunity Zones

This document was updated **June 14, 2018**, to reflect the final Qualified Opportunity Zone designations for all States.

Please note that the below list of designated tracts is not the official list. The official list will be published in the Internal Revenue Bulletin at a later date.

Click arrow to filter state State	County	Census Tract Number	Tract Type	ACS Data Source
Puerto Rico	Juana Díaz	72075710102	Low-Income Community	2011-2015
Puerto Rico	Juana Díaz	72075710200	Low-Income Community	2011-2015
Puerto Rico	Juana Díaz	72075710301	Low-Income Community	2011-2015
Puerto Rico	Juana Díaz	72075710302	Low-Income Community	2011-2015
Puerto Rico	Juana Díaz	72075710400	Low-Income Community	2011-2015
Puerto Rico	Juana Díaz	72075710500	Low-Income Community	2011-2015
Puerto Rico	Juana Díaz	72075710600	Low-Income Community	2011-2015
Puerto Rico	Juana Díaz	72075710700	Low-Income Community	2011-2015
Puerto Rico	Juana Díaz	72075710800	Low-Income Community	2011-2015
Puerto Rico	Juana Díaz	72075710901	Low-Income Community	2011-2015
Puerto Rico	Juana Díaz	72075710902	Low-Income Community	2011-2015
Puerto Rico	Juana Díaz	72075711002	Low-Income Community	2011-2015
Puerto Rico	Juncos	72077500100	Low-Income Community	2011-2015
Puerto Rico	Juncos	72077500200	Low-Income Community	2011-2015
Puerto Rico	Juncos	72077500301	Low-Income Community	2011-2015
Puerto Rico	Juncos	72077500302	Low-Income Community	2011-2015
Puerto Rico	Juncos	72077500401	Low-Income Community	2011-2015
Puerto Rico	Juncos	72077500402	Low-Income Community	2011-2015
Puerto Rico	Lajas	72079850101	Low-Income Community	2011-2015
Puerto Rico	Lajas	72079850102	Low-Income Community	2011-2015
Puerto Rico	Lajas	72079850200	Low-Income Community	2011-2015
Puerto Rico	Lajas	72079850300	Low-Income Community	2011-2015
Puerto Rico	Lajas	72079850400	Low-Income Community	2011-2015
Puerto Rico	Lares	72081957700	Low-Income Community	2011-2015
Puerto Rico	Lares	72081957800	Low-Income Community	2011-2015
Puerto Rico	Lares	72081957900	Low-Income Community	2011-2015
Puerto Rico	Lares	72081958000	Low-Income Community	2011-2015
Puerto Rico	Lares	72081958100	Low-Income Community	2011-2015
Puerto Rico	Lares	72081958200	Low-Income Community	2011-2015
Puerto Rico	Lares	72081958300	Low-Income Community	2011-2015
Puerto Rico	Lares	72081958400	Low-Income Community	2011-2015
Puerto Rico	Las Marías	72083959700	Low-Income Community	2011-2015
Puerto Rico	Las Marías	72083959800	Low-Income Community	2011-2015
Puerto Rico	Las Marías	72083959900	Low-Income Community	2011-2015
Puerto Rico	Las Piedras	72085190101	Low-Income Community	2011-2015
Puerto Rico	Las Piedras	72085190102	Low-Income Community	2011-2015
Puerto Rico	Las Piedras	72085190201	Low-Income Community	2011-2015
Puerto Rico	Las Piedras	72085190202	Low-Income Community	2011-2015
Puerto Rico	Las Piedras	72085190301	Low-Income Community	2011-2015
Puerto Rico	Las Piedras	72085190302	Low-Income Community	2011-2015
Puerto Rico	Loíza	72087110101	Low-Income Community	2011-2015
Puerto Rico	Loíza	72087110102	Low-Income Community	2011-2015
Puerto Rico	Loíza	72087110200	Low-Income Community	2011-2015
Puerto Rico	Loíza	72087110301	Low-Income Community	2011-2015
Puerto Rico	Loíza	72087110302	Low-Income Community	2011-2015
Puerto Rico	Loíza	72087110303	Low-Income Community	2011-2015
Puerto Rico	Loíza	72087110304	Low-Income Community	2011-2015
Puerto Rico	Loíza	72087110400	Low-Income Community	2011-2015
Puerto Rico	Loíza	72087110500	Low-Income Community	2011-2015
Puerto Rico	Loíza	72087110600	Low-Income Community	2011-2015
Puerto Rico	Luquillo	72089140101	Low-Income Community	2011-2015
Puerto Rico	Luquillo	72089140102	Low-Income Community	2011-2015
Puerto Rico	Luquillo	72089140201	Low-Income Community	2011-2015

AMERICAN OVERSIGHT

Designated Qualified Opportunity Zones

This document was updated **June 14, 2018**, to reflect the final Qualified Opportunity Zone designations for all States.

Please note that the below list of designated tracts is not the official list. The official list will be published in the Internal Revenue Bulletin at a later date.

Click arrow to filter state State	County	Census Tract Number	Tract Type	ACS Data Source
Puerto Rico	Luquillo	72089140202	Low-Income Community	2011-2015
Puerto Rico	Luquillo	72089140300	Low-Income Community	2011-2015
Puerto Rico	Manatí	72091570100	Low-Income Community	2011-2015
Puerto Rico	Manatí	72091570201	Low-Income Community	2011-2015
Puerto Rico	Manatí	72091570202	Low-Income Community	2011-2015
Puerto Rico	Manatí	72091570300	Low-Income Community	2011-2015
Puerto Rico	Manatí	72091570400	Low-Income Community	2011-2015
Puerto Rico	Manatí	72091570500	Low-Income Community	2011-2015
Puerto Rico	Manatí	72091570600	Low-Income Community	2011-2015
Puerto Rico	Manatí	72091570700	Low-Income Community	2011-2015
Puerto Rico	Manatí	72091570800	Low-Income Community	2011-2015
Puerto Rico	Maricao	72093960100	Low-Income Community	2011-2015
Puerto Rico	Maricao	72093960200	Low-Income Community	2011-2015
Puerto Rico	Maunabo	72095951400	Low-Income Community	2011-2015
Puerto Rico	Maunabo	72095951500	Low-Income Community	2011-2015
Puerto Rico	Maunabo	72095951600	Low-Income Community	2011-2015
Puerto Rico	Mayagüez	72097080100	Low-Income Community	2011-2015
Puerto Rico	Mayagüez	72097080200	Low-Income Community	2011-2015
Puerto Rico	Mayagüez	72097080300	Low-Income Community	2011-2015
Puerto Rico	Mayagüez	72097080400	Low-Income Community	2011-2015
Puerto Rico	Mayagüez	72097080500	Low-Income Community	2011-2015
Puerto Rico	Mayagüez	72097080600	Low-Income Community	2011-2015
Puerto Rico	Mayagüez	72097080800	Low-Income Community	2011-2015
Puerto Rico	Mayagüez	72097080900	Low-Income Community	2011-2015
Puerto Rico	Mayagüez	72097081000	Low-Income Community	2011-2015
Puerto Rico	Mayagüez	72097081100	Low-Income Community	2011-2015
Puerto Rico	Mayagüez	72097081200	Low-Income Community	2011-2015
Puerto Rico	Mayagüez	72097081300	Low-Income Community	2011-2015
Puerto Rico	Mayagüez	72097081501	Low-Income Community	2011-2015
Puerto Rico	Mayagüez	72097081512	Low-Income Community	2011-2015
Puerto Rico	Mayagüez	72097081522	Low-Income Community	2011-2015
Puerto Rico	Mayagüez	72097081601	Low-Income Community	2011-2015
Puerto Rico	Mayagüez	72097081602	Low-Income Community	2011-2015
Puerto Rico	Mayagüez	72097081700	Low-Income Community	2011-2015
Puerto Rico	Mayagüez	72097081800	Low-Income Community	2011-2015
Puerto Rico	Mayagüez	72097081900	Low-Income Community	2011-2015
Puerto Rico	Mayagüez	72097082001	Low-Income Community	2011-2015
Puerto Rico	Mayagüez	72097082012	Low-Income Community	2011-2015
Puerto Rico	Mayagüez	72097082022	Low-Income Community	2011-2015
Puerto Rico	Mayagüez	72097082102	Low-Income Community	2011-2015
Puerto Rico	Mayagüez	72097082103	Low-Income Community	2011-2015
Puerto Rico	Mayagüez	72097082104	Low-Income Community	2011-2015
Puerto Rico	Moca	72099420100	Low-Income Community	2011-2015
Puerto Rico	Moca	72099420200	Low-Income Community	2011-2015
Puerto Rico	Moca	72099420301	Low-Income Community	2011-2015
Puerto Rico	Moca	72099420302	Low-Income Community	2011-2015
Puerto Rico	Moca	72099420401	Low-Income Community	2011-2015
Puerto Rico	Moca	72099420402	Low-Income Community	2011-2015
Puerto Rico	Moca	72099420500	Low-Income Community	2011-2015
Puerto Rico	Morovis	72101955201	Low-Income Community	2011-2015
Puerto Rico	Morovis	72101955202	Low-Income Community	2011-2015
Puerto Rico	Morovis	72101955300	Low-Income Community	2011-2015
Puerto Rico	Morovis	72101955401	Low-Income Community	2011-2015

AMERICAN OVERSIGHT

Designated Qualified Opportunity Zones

This document was updated **June 14, 2018**, to reflect the final Qualified Opportunity Zone designations for all States.

Please note that the below list of designated tracts is not the official list. The official list will be published in the Internal Revenue Bulletin at a later date.

Click arrow to filter state State	County	Census Tract Number	Tract Type	ACS Data Source
Puerto Rico	Morovis	72101955402	Low-Income Community	2011-2015
Puerto Rico	Morovis	72101955500	Low-Income Community	2011-2015
Puerto Rico	Naguabo	72103170100	Low-Income Community	2011-2015
Puerto Rico	Naguabo	72103170200	Low-Income Community	2011-2015
Puerto Rico	Naguabo	72103170300	Low-Income Community	2011-2015
Puerto Rico	Naguabo	72103170400	Low-Income Community	2011-2015
Puerto Rico	Naranjito	72105520100	Low-Income Community	2011-2015
Puerto Rico	Naranjito	72105520200	Low-Income Community	2011-2015
Puerto Rico	Naranjito	72105520300	Low-Income Community	2011-2015
Puerto Rico	Naranjito	72105520400	Low-Income Community	2011-2015
Puerto Rico	Naranjito	72105520500	Low-Income Community	2011-2015
Puerto Rico	Orocovis	72107954801	Low-Income Community	2011-2015
Puerto Rico	Orocovis	72107954802	Low-Income Community	2011-2015
Puerto Rico	Orocovis	72107954901	Low-Income Community	2011-2015
Puerto Rico	Orocovis	72107954902	Low-Income Community	2011-2015
Puerto Rico	Orocovis	72107955001	Low-Income Community	2011-2015
Puerto Rico	Orocovis	72107955002	Low-Income Community	2011-2015
Puerto Rico	Orocovis	72107955100	Low-Income Community	2011-2015
Puerto Rico	Patillas	72109290100	Low-Income Community	2011-2015
Puerto Rico	Patillas	72109290200	Low-Income Community	2011-2015
Puerto Rico	Patillas	72109290300	Low-Income Community	2011-2015
Puerto Rico	Patillas	72109290400	Low-Income Community	2011-2015
Puerto Rico	Peñuelas	72111730100	Low-Income Community	2011-2015
Puerto Rico	Peñuelas	72111730200	Low-Income Community	2011-2015
Puerto Rico	Peñuelas	72111730300	Low-Income Community	2011-2015
Puerto Rico	Peñuelas	72111730400	Low-Income Community	2011-2015
Puerto Rico	Peñuelas	72111730700	Low-Income Community	2011-2015
Puerto Rico	Peñuelas	72111730800	Low-Income Community	2011-2015
Puerto Rico	Ponce	72113070100	Low-Income Community	2011-2015
Puerto Rico	Ponce	72113070201	Low-Income Community	2011-2015
Puerto Rico	Ponce	72113070202	Low-Income Community	2011-2015
Puerto Rico	Ponce	72113070300	Low-Income Community	2011-2015
Puerto Rico	Ponce	72113070400	Low-Income Community	2011-2015
Puerto Rico	Ponce	72113070502	Low-Income Community	2011-2015
Puerto Rico	Ponce	72113070503	Low-Income Community	2011-2015
Puerto Rico	Ponce	72113070513	Low-Income Community	2011-2015
Puerto Rico	Ponce	72113070514	Low-Income Community	2011-2015
Puerto Rico	Ponce	72113070522	Low-Income Community	2011-2015
Puerto Rico	Ponce	72113070800	Low-Income Community	2011-2015
Puerto Rico	Ponce	72113070900	Low-Income Community	2011-2015
Puerto Rico	Ponce	72113071000	Low-Income Community	2011-2015
Puerto Rico	Ponce	72113071200	Low-Income Community	2011-2015
Puerto Rico	Ponce	72113071300	Low-Income Community	2011-2015
Puerto Rico	Ponce	72113071401	Low-Income Community	2011-2015
Puerto Rico	Ponce	72113071402	Low-Income Community	2011-2015
Puerto Rico	Ponce	72113071500	Low-Income Community	2011-2015
Puerto Rico	Ponce	72113071601	Low-Income Community	2011-2015
Puerto Rico	Ponce	72113071602	Low-Income Community	2011-2015
Puerto Rico	Ponce	72113071700	Low-Income Community	2011-2015
Puerto Rico	Ponce	72113071800	Low-Income Community	2011-2015
Puerto Rico	Ponce	72113071900	Low-Income Community	2011-2015
Puerto Rico	Ponce	72113072000	Low-Income Community	2011-2015
Puerto Rico	Ponce	72113072101	Low-Income Community	2011-2015

AMERICAN OVERSIGHT

Designated Qualified Opportunity Zones

This document was updated **June 14, 2018**, to reflect the final Qualified Opportunity Zone designations for all States.

Please note that the below list of designated tracts is not the official list. The official list will be published in the Internal Revenue Bulletin at a later date.

Click arrow to filter state State	County	Census Tract Number	Tract Type	ACS Data Source
Puerto Rico	Ponce	72113072102	Low-Income Community	2011-2015
Puerto Rico	Ponce	72113072201	Low-Income Community	2011-2015
Puerto Rico	Ponce	72113072202	Low-Income Community	2011-2015
Puerto Rico	Ponce	72113072300	Low-Income Community	2011-2015
Puerto Rico	Ponce	72113072400	Low-Income Community	2011-2015
Puerto Rico	Ponce	72113072500	Low-Income Community	2011-2015
Puerto Rico	Ponce	72113072600	Low-Income Community	2011-2015
Puerto Rico	Ponce	72113072701	Low-Income Community	2011-2015
Puerto Rico	Ponce	72113072703	Low-Income Community	2011-2015
Puerto Rico	Ponce	72113072704	Low-Income Community	2011-2015
Puerto Rico	Ponce	72113072900	Low-Income Community	2011-2015
Puerto Rico	Ponce	72113073001	Low-Income Community	2011-2015
Puerto Rico	Ponce	72113073002	Low-Income Community	2011-2015
Puerto Rico	Ponce	72113073003	Low-Income Community	2011-2015
Puerto Rico	Ponce	72113073004	Low-Income Community	2011-2015
Puerto Rico	Ponce	72113073005	Low-Income Community	2011-2015
Puerto Rico	Ponce	72113073006	Low-Income Community	2011-2015
Puerto Rico	Ponce	72113073009	Low-Income Community	2011-2015
Puerto Rico	Ponce	72113073010	Low-Income Community	2011-2015
Puerto Rico	Quebradillas	72115330100	Low-Income Community	2011-2015
Puerto Rico	Quebradillas	72115330200	Low-Income Community	2011-2015
Puerto Rico	Quebradillas	72115330300	Low-Income Community	2011-2015
Puerto Rico	Quebradillas	72115330400	Low-Income Community	2011-2015
Puerto Rico	Rincón	72117959400	Low-Income Community	2011-2015
Puerto Rico	Rincón	72117959500	Low-Income Community	2011-2015
Puerto Rico	Rincón	72117959600	Low-Income Community	2011-2015
Puerto Rico	Río Grande	72119130101	Low-Income Community	2011-2015
Puerto Rico	Río Grande	72119130200	Low-Income Community	2011-2015
Puerto Rico	Río Grande	72119130300	Low-Income Community	2011-2015
Puerto Rico	Río Grande	72119130401	Low-Income Community	2011-2015
Puerto Rico	Río Grande	72119130402	Low-Income Community	2011-2015
Puerto Rico	Río Grande	72119130500	Low-Income Community	2011-2015
Puerto Rico	Río Grande	72119130601	Low-Income Community	2011-2015
Puerto Rico	Río Grande	72119130602	Low-Income Community	2011-2015
Puerto Rico	Río Grande	72119130701	Low-Income Community	2011-2015
Puerto Rico	Río Grande	72119130702	Low-Income Community	2011-2015
Puerto Rico	Sabana Grande	72121960300	Low-Income Community	2011-2015
Puerto Rico	Sabana Grande	72121960400	Low-Income Community	2011-2015
Puerto Rico	Sabana Grande	72121960500	Low-Income Community	2011-2015
Puerto Rico	Sabana Grande	72121960600	Low-Income Community	2011-2015
Puerto Rico	Sabana Grande	72121960700	Low-Income Community	2011-2015
Puerto Rico	Sabana Grande	72121960800	Low-Income Community	2011-2015
Puerto Rico	Salinas	72123952600	Low-Income Community	2011-2015
Puerto Rico	Salinas	72123952700	Low-Income Community	2011-2015
Puerto Rico	Salinas	72123952800	Low-Income Community	2011-2015
Puerto Rico	Salinas	72123952900	Low-Income Community	2011-2015
Puerto Rico	Salinas	72123953000	Low-Income Community	2011-2015
Puerto Rico	Salinas	72123953100	Low-Income Community	2011-2015
Puerto Rico	Salinas	72123953200	Low-Income Community	2011-2015
Puerto Rico	San Germán	72125840100	Low-Income Community	2011-2015
Puerto Rico	San Germán	72125840200	Low-Income Community	2011-2015
Puerto Rico	San Germán	72125840300	Low-Income Community	2011-2015
Puerto Rico	San Germán	72125840400	Low-Income Community	2011-2015

AMERICAN OVERSIGHT

Designated Qualified Opportunity Zones

This document was updated **June 14, 2018**, to reflect the final Qualified Opportunity Zone designations for all States.

Please note that the below list of designated tracts is not the official list. The official list will be published in the Internal Revenue Bulletin at a later date.

Click arrow to filter state State	County	Census Tract Number	Tract Type	ACS Data Source
Puerto Rico	San Germán	72125840500	Low-Income Community	2011-2015
Puerto Rico	San Germán	72125840600	Low-Income Community	2011-2015
Puerto Rico	San Germán	72125840700	Low-Income Community	2011-2015
Puerto Rico	San Juan	72127000400	Low-Income Community	2011-2015
Puerto Rico	San Juan	72127000506	Low-Income Community	2011-2015
Puerto Rico	San Juan	72127000600	Low-Income Community	2011-2015
Puerto Rico	San Juan	72127000700	Low-Income Community	2011-2015
Puerto Rico	San Juan	72127001000	Non-LIC Contiguous	2011-2015
Puerto Rico	San Juan	72127001100	Low-Income Community	2011-2015
Puerto Rico	San Juan	72127001200	Non-LIC Contiguous	2011-2015
Puerto Rico	San Juan	72127001301	Low-Income Community	2011-2015
Puerto Rico	San Juan	72127001302	Low-Income Community	2011-2015
Puerto Rico	San Juan	72127001400	Low-Income Community	2011-2015
Puerto Rico	San Juan	72127001500	Low-Income Community	2011-2015
Puerto Rico	San Juan	72127001600	Non-LIC Contiguous	2011-2015
Puerto Rico	San Juan	72127001800	Low-Income Community	2011-2015
Puerto Rico	San Juan	72127002002	Low-Income Community	2011-2015
Puerto Rico	San Juan	72127002100	Low-Income Community	2011-2015
Puerto Rico	San Juan	72127002200	Low-Income Community	2011-2015
Puerto Rico	San Juan	72127002300	Low-Income Community	2011-2015
Puerto Rico	San Juan	72127002400	Low-Income Community	2011-2015
Puerto Rico	San Juan	72127002500	Low-Income Community	2011-2015
Puerto Rico	San Juan	72127002600	Low-Income Community	2011-2015
Puerto Rico	San Juan	72127002800	Low-Income Community	2011-2015
Puerto Rico	San Juan	72127002900	Low-Income Community	2011-2015
Puerto Rico	San Juan	72127003000	Low-Income Community	2011-2015
Puerto Rico	San Juan	72127003100	Low-Income Community	2011-2015
Puerto Rico	San Juan	72127003200	Low-Income Community	2011-2015
Puerto Rico	San Juan	72127003300	Low-Income Community	2011-2015
Puerto Rico	San Juan	72127003400	Low-Income Community	2011-2015
Puerto Rico	San Juan	72127003501	Low-Income Community	2011-2015
Puerto Rico	San Juan	72127003502	Low-Income Community	2011-2015
Puerto Rico	San Juan	72127003600	Low-Income Community	2011-2015
Puerto Rico	San Juan	72127003700	Low-Income Community	2011-2015
Puerto Rico	San Juan	72127003800	Low-Income Community	2011-2015
Puerto Rico	San Juan	72127003902	Low-Income Community	2011-2015
Puerto Rico	San Juan	72127004200	Low-Income Community	2011-2015
Puerto Rico	San Juan	72127004306	Low-Income Community	2011-2015
Puerto Rico	San Juan	72127004400	Low-Income Community	2011-2015
Puerto Rico	San Juan	72127004500	Low-Income Community	2011-2015
Puerto Rico	San Juan	72127004600	Low-Income Community	2011-2015
Puerto Rico	San Juan	72127004700	Low-Income Community	2011-2015
Puerto Rico	San Juan	72127004800	Low-Income Community	2011-2015
Puerto Rico	San Juan	72127004900	Low-Income Community	2011-2015
Puerto Rico	San Juan	72127005000	Low-Income Community	2011-2015
Puerto Rico	San Juan	72127005101	Low-Income Community	2011-2015
Puerto Rico	San Juan	72127005102	Low-Income Community	2011-2015
Puerto Rico	San Juan	72127005103	Low-Income Community	2011-2015
Puerto Rico	San Juan	72127005201	Low-Income Community	2011-2015
Puerto Rico	San Juan	72127005202	Low-Income Community	2011-2015
Puerto Rico	San Juan	72127005204	Low-Income Community	2011-2015
Puerto Rico	San Juan	72127005214	Low-Income Community	2011-2015
Puerto Rico	San Juan	72127005215	Low-Income Community	2011-2015

AMERICAN OVERSIGHT

Designated Qualified Opportunity Zones

This document was updated **June 14, 2018**, to reflect the final Qualified Opportunity Zone designations for all States.

Please note that the below list of designated tracts is not the official list. The official list will be published in the Internal Revenue Bulletin at a later date.

Click arrow to filter state State	County	Census Tract Number	Tract Type	ACS Data Source
Puerto Rico	San Juan	72127005300	Low-Income Community	2011-2015
Puerto Rico	San Juan	72127005401	Low-Income Community	2011-2015
Puerto Rico	San Juan	72127005402	Low-Income Community	2011-2015
Puerto Rico	San Juan	72127005403	Low-Income Community	2011-2015
Puerto Rico	San Juan	72127005500	Low-Income Community	2011-2015
Puerto Rico	San Juan	72127005601	Low-Income Community	2011-2015
Puerto Rico	San Juan	72127005602	Low-Income Community	2011-2015
Puerto Rico	San Juan	72127005800	Low-Income Community	2011-2015
Puerto Rico	San Juan	72127005900	Low-Income Community	2011-2015
Puerto Rico	San Juan	72127006000	Low-Income Community	2011-2015
Puerto Rico	San Juan	72127006101	Low-Income Community	2011-2015
Puerto Rico	San Juan	72127006102	Low-Income Community	2011-2015
Puerto Rico	San Juan	72127006200	Low-Income Community	2011-2015
Puerto Rico	San Juan	72127006300	Low-Income Community	2011-2015
Puerto Rico	San Juan	72127006500	Low-Income Community	2011-2015
Puerto Rico	San Juan	72127006600	Low-Income Community	2011-2015
Puerto Rico	San Juan	72127006700	Low-Income Community	2011-2015
Puerto Rico	San Juan	72127006800	Low-Income Community	2011-2015
Puerto Rico	San Juan	72127006900	Low-Income Community	2011-2015
Puerto Rico	San Juan	72127007004	Low-Income Community	2011-2015
Puerto Rico	San Juan	72127007100	Low-Income Community	2011-2015
Puerto Rico	San Juan	72127007300	Low-Income Community	2011-2015
Puerto Rico	San Juan	72127007400	Low-Income Community	2011-2015
Puerto Rico	San Juan	72127007500	Low-Income Community	2011-2015
Puerto Rico	San Juan	72127007600	Low-Income Community	2011-2015
Puerto Rico	San Juan	72127007700	Low-Income Community	2011-2015
Puerto Rico	San Juan	72127007800	Low-Income Community	2011-2015
Puerto Rico	San Juan	72127007900	Low-Income Community	2011-2015
Puerto Rico	San Juan	72127008001	Low-Income Community	2011-2015
Puerto Rico	San Juan	72127008002	Low-Income Community	2011-2015
Puerto Rico	San Juan	72127008100	Non-LIC Contiguous	2011-2015
Puerto Rico	San Juan	72127008201	Low-Income Community	2011-2015
Puerto Rico	San Juan	72127008202	Low-Income Community	2011-2015
Puerto Rico	San Juan	72127008300	Low-Income Community	2011-2015
Puerto Rico	San Juan	72127008400	Low-Income Community	2011-2015
Puerto Rico	San Juan	72127008500	Low-Income Community	2011-2015
Puerto Rico	San Juan	72127008601	Non-LIC Contiguous	2011-2015
Puerto Rico	San Juan	72127008602	Low-Income Community	2011-2015
Puerto Rico	San Juan	72127008603	Low-Income Community	2011-2015
Puerto Rico	San Juan	72127008700	Low-Income Community	2011-2015
Puerto Rico	San Juan	72127008900	Low-Income Community	2011-2015
Puerto Rico	San Juan	72127009000	Low-Income Community	2011-2015
Puerto Rico	San Juan	72127009111	Low-Income Community	2011-2015
Puerto Rico	San Juan	72127009112	Low-Income Community	2011-2015
Puerto Rico	San Juan	72127009121	Low-Income Community	2011-2015
Puerto Rico	San Juan	72127009122	Low-Income Community	2011-2015
Puerto Rico	San Juan	72127009123	Non-LIC Contiguous	2011-2015
Puerto Rico	San Juan	72127009300	Low-Income Community	2011-2015
Puerto Rico	San Juan	72127009400	Low-Income Community	2011-2015
Puerto Rico	San Juan	72127009601	Non-LIC Contiguous	2011-2015
Puerto Rico	San Juan	72127009602	Low-Income Community	2011-2015
Puerto Rico	San Juan	72127009603	Low-Income Community	2011-2015
Puerto Rico	San Juan	72127009624	Low-Income Community	2011-2015

AMERICAN OVERSIGHT

Designated Qualified Opportunity Zones

This document was updated **June 14, 2018**, to reflect the final Qualified Opportunity Zone designations for all States.

Please note that the below list of designated tracts is not the official list. The official list will be published in the Internal Revenue Bulletin at a later date.

Click arrow to filter state State	County	Census Tract Number	Tract Type	ACS Data Source
Puerto Rico	San Juan	72127009800	Low-Income Community	2011-2015
Puerto Rico	San Juan	72127009901	Non-LIC Contiguous	2011-2015
Puerto Rico	San Juan	72127009902	Low-Income Community	2011-2015
Puerto Rico	San Juan	72127009903	Non-LIC Contiguous	2011-2015
Puerto Rico	San Juan	72127010001	Low-Income Community	2011-2015
Puerto Rico	San Juan	72127010012	Low-Income Community	2011-2015
Puerto Rico	San Juan	72127010022	Non-LIC Contiguous	2011-2015
Puerto Rico	San Juan	72127010032	Low-Income Community	2011-2015
Puerto Rico	San Juan	72127010042	Low-Income Community	2011-2015
Puerto Rico	San Juan	72127010100	Low-Income Community	2011-2015
Puerto Rico	San Juan	72127010200	Low-Income Community	2011-2015
Puerto Rico	San Juan	72127010500	Low-Income Community	2011-2015
Puerto Rico	San Juan	72127980000	Low-Income Community	2011-2015
Puerto Rico	San Juan	72127980103	Low-Income Community	2011-2015
Puerto Rico	San Juan	72127980200	Low-Income Community	2011-2015
Puerto Rico	San Lorenzo	72129220100	Low-Income Community	2011-2015
Puerto Rico	San Lorenzo	72129220200	Low-Income Community	2011-2015
Puerto Rico	San Lorenzo	72129220300	Low-Income Community	2011-2015
Puerto Rico	San Lorenzo	72129220401	Low-Income Community	2011-2015
Puerto Rico	San Lorenzo	72129220402	Low-Income Community	2011-2015
Puerto Rico	San Lorenzo	72129220501	Low-Income Community	2011-2015
Puerto Rico	San Lorenzo	72129220502	Low-Income Community	2011-2015
Puerto Rico	San Lorenzo	72129220600	Low-Income Community	2011-2015
Puerto Rico	San Lorenzo	72129220700	Low-Income Community	2011-2015
Puerto Rico	San Sebastián	72131009200	Low-Income Community	2011-2015
Puerto Rico	San Sebastián	72131958500	Low-Income Community	2011-2015
Puerto Rico	San Sebastián	72131958700	Low-Income Community	2011-2015
Puerto Rico	San Sebastián	72131958800	Low-Income Community	2011-2015
Puerto Rico	San Sebastián	72131958900	Low-Income Community	2011-2015
Puerto Rico	San Sebastián	72131959000	Low-Income Community	2011-2015
Puerto Rico	San Sebastián	72131959200	Low-Income Community	2011-2015
Puerto Rico	San Sebastián	72131959300	Low-Income Community	2011-2015
Puerto Rico	San Sebastián	72131959500	Low-Income Community	2011-2015
Puerto Rico	Santa Isabel	72133953300	Low-Income Community	2011-2015
Puerto Rico	Santa Isabel	72133953500	Low-Income Community	2011-2015
Puerto Rico	Santa Isabel	72133953600	Low-Income Community	2011-2015
Puerto Rico	Santa Isabel	72133953700	Low-Income Community	2011-2015
Puerto Rico	Santa Isabel	72133953800	Low-Income Community	2011-2015
Puerto Rico	Toa Alta	72135510102	Low-Income Community	2011-2015
Puerto Rico	Toa Alta	72135510200	Low-Income Community	2011-2015
Puerto Rico	Toa Alta	72135510300	Low-Income Community	2011-2015
Puerto Rico	Toa Alta	72135510400	Low-Income Community	2011-2015
Puerto Rico	Toa Alta	72135510502	Low-Income Community	2011-2015
Puerto Rico	Toa Alta	72135510503	Low-Income Community	2011-2015
Puerto Rico	Toa Alta	72135510504	Low-Income Community	2011-2015
Puerto Rico	Toa Alta	72135510601	Low-Income Community	2011-2015
Puerto Rico	Toa Alta	72135510602	Low-Income Community	2011-2015
Puerto Rico	Toa Alta	72135510701	Low-Income Community	2011-2015
Puerto Rico	Toa Alta	72135510702	Low-Income Community	2011-2015
Puerto Rico	Toa Baja	72137120200	Low-Income Community	2011-2015
Puerto Rico	Toa Baja	72137120300	Low-Income Community	2011-2015
Puerto Rico	Toa Baja	72137120400	Non-LIC Contiguous	2011-2015
Puerto Rico	Toa Baja	72137120500	Low-Income Community	2011-2015

AMERICAN OVERSIGHT

Designated Qualified Opportunity Zones

This document was updated **June 14, 2018**, to reflect the final Qualified Opportunity Zone designations for all States.

Please note that the below list of designated tracts is not the official list. The official list will be published in the Internal Revenue Bulletin at a later date.

Click arrow to filter state State	County	Census Tract Number	Tract Type	ACS Data Source
Puerto Rico	Toa Baja	72137120600	Low-Income Community	2011-2015
Puerto Rico	Toa Baja	72137120700	Low-Income Community	2011-2015
Puerto Rico	Toa Baja	72137120800	Low-Income Community	2011-2015
Puerto Rico	Toa Baja	72137120900	Low-Income Community	2011-2015
Puerto Rico	Toa Baja	72137121001	Low-Income Community	2011-2015
Puerto Rico	Toa Baja	72137121002	Low-Income Community	2011-2015
Puerto Rico	Toa Baja	72137121100	Low-Income Community	2011-2015
Puerto Rico	Toa Baja	72137121200	Low-Income Community	2011-2015
Puerto Rico	Toa Baja	72137121300	Low-Income Community	2011-2015
Puerto Rico	Toa Baja	72137121400	Non-LIC Contiguous	2011-2015
Puerto Rico	Toa Baja	72137121701	Low-Income Community	2011-2015
Puerto Rico	Toa Baja	72137121702	Low-Income Community	2011-2015
Puerto Rico	Toa Baja	72137121801	Low-Income Community	2011-2015
Puerto Rico	Toa Baja	72137121802	Low-Income Community	2011-2015
Puerto Rico	Toa Baja	72137121900	Low-Income Community	2011-2015
Puerto Rico	Toa Baja	72137122001	Low-Income Community	2011-2015
Puerto Rico	Toa Baja	72137122100	Low-Income Community	2011-2015
Puerto Rico	Toa Baja	72137122201	Low-Income Community	2011-2015
Puerto Rico	Toa Baja	72137122202	Low-Income Community	2011-2015
Puerto Rico	Toa Baja	72137122400	Low-Income Community	2011-2015
Puerto Rico	Trujillo Alto	72139060102	Low-Income Community	2011-2015
Puerto Rico	Trujillo Alto	72139060103	Low-Income Community	2011-2015
Puerto Rico	Trujillo Alto	72139060104	Non-LIC Contiguous	2011-2015
Puerto Rico	Trujillo Alto	72139060211	Low-Income Community	2011-2015
Puerto Rico	Trujillo Alto	72139060212	Low-Income Community	2011-2015
Puerto Rico	Trujillo Alto	72139060222	Low-Income Community	2011-2015
Puerto Rico	Trujillo Alto	72139060223	Low-Income Community	2011-2015
Puerto Rico	Trujillo Alto	72139060301	Non-LIC Contiguous	2011-2015
Puerto Rico	Trujillo Alto	72139060302	Low-Income Community	2011-2015
Puerto Rico	Trujillo Alto	72139060401	Low-Income Community	2011-2015
Puerto Rico	Trujillo Alto	72139060403	Low-Income Community	2011-2015
Puerto Rico	Trujillo Alto	72139060501	Low-Income Community	2011-2015
Puerto Rico	Trujillo Alto	72139060502	Low-Income Community	2011-2015
Puerto Rico	Utuado	72141956900	Low-Income Community	2011-2015
Puerto Rico	Utuado	72141957000	Low-Income Community	2011-2015
Puerto Rico	Utuado	72141957100	Low-Income Community	2011-2015
Puerto Rico	Utuado	72141957200	Low-Income Community	2011-2015
Puerto Rico	Utuado	72141957300	Low-Income Community	2011-2015
Puerto Rico	Utuado	72141957400	Low-Income Community	2011-2015
Puerto Rico	Utuado	72141957500	Low-Income Community	2011-2015
Puerto Rico	Utuado	72141957600	Low-Income Community	2011-2015
Puerto Rico	Vega Alta	72143550100	Low-Income Community	2011-2015
Puerto Rico	Vega Alta	72143550200	Low-Income Community	2011-2015
Puerto Rico	Vega Alta	72143550300	Low-Income Community	2011-2015
Puerto Rico	Vega Alta	72143550400	Low-Income Community	2011-2015
Puerto Rico	Vega Alta	72143550500	Low-Income Community	2011-2015
Puerto Rico	Vega Alta	72143550601	Low-Income Community	2011-2015
Puerto Rico	Vega Alta	72143550602	Low-Income Community	2011-2015
Puerto Rico	Vega Baja	72145560100	Low-Income Community	2011-2015
Puerto Rico	Vega Baja	72145560201	Low-Income Community	2011-2015
Puerto Rico	Vega Baja	72145560204	Low-Income Community	2011-2015
Puerto Rico	Vega Baja	72145560300	Low-Income Community	2011-2015
Puerto Rico	Vega Baja	72145560401	Low-Income Community	2011-2015

AMERICAN OVERSIGHT

Designated Qualified Opportunity Zones

This document was updated **June 14, 2018**, to reflect the final Qualified Opportunity Zone designations for all States.

Please note that the below list of designated tracts is not the official list. The official list will be published in the Internal Revenue Bulletin at a later date.

Click arrow to filter state State	County	Census Tract Number	Tract Type	ACS Data Source
Puerto Rico	Vega Baja	72145560402	Low-Income Community	2011-2015
Puerto Rico	Vega Baja	72145560500	Low-Income Community	2011-2015
Puerto Rico	Vega Baja	72145560600	Low-Income Community	2011-2015
Puerto Rico	Vega Baja	72145560701	Low-Income Community	2011-2015
Puerto Rico	Vega Baja	72145560702	Low-Income Community	2011-2015
Puerto Rico	Vega Baja	72145560801	Low-Income Community	2011-2015
Puerto Rico	Vega Baja	72145560802	Low-Income Community	2011-2015
Puerto Rico	Vega Baja	72145560900	Low-Income Community	2011-2015
Puerto Rico	Vieques	72147950500	Low-Income Community	2011-2015
Puerto Rico	Vieques	72147950600	Low-Income Community	2011-2015
Puerto Rico	Villalba	72149720100	Low-Income Community	2011-2015
Puerto Rico	Villalba	72149720300	Low-Income Community	2011-2015
Puerto Rico	Villalba	72149720400	Low-Income Community	2011-2015
Puerto Rico	Villalba	72149720502	Low-Income Community	2011-2015
Puerto Rico	Villalba	72149720503	Low-Income Community	2011-2015
Puerto Rico	Villalba	72149720504	Low-Income Community	2011-2015
Puerto Rico	Yabucoa	72151950600	Low-Income Community	2011-2015
Puerto Rico	Yabucoa	72151950700	Low-Income Community	2011-2015
Puerto Rico	Yabucoa	72151950800	Low-Income Community	2011-2015
Puerto Rico	Yabucoa	72151950900	Low-Income Community	2011-2015
Puerto Rico	Yabucoa	72151951000	Low-Income Community	2011-2015
Puerto Rico	Yabucoa	72151951100	Low-Income Community	2011-2015
Puerto Rico	Yabucoa	72151951200	Low-Income Community	2011-2015
Puerto Rico	Yabucoa	72151951300	Low-Income Community	2011-2015
Puerto Rico	Yauco	72153750101	Low-Income Community	2011-2015
Puerto Rico	Yauco	72153750102	Low-Income Community	2011-2015
Puerto Rico	Yauco	72153750201	Low-Income Community	2011-2015
Puerto Rico	Yauco	72153750202	Low-Income Community	2011-2015
Puerto Rico	Yauco	72153750300	Low-Income Community	2011-2015
Puerto Rico	Yauco	72153750400	Low-Income Community	2011-2015
Puerto Rico	Yauco	72153750501	Low-Income Community	2011-2015
Puerto Rico	Yauco	72153750502	Low-Income Community	2011-2015
Puerto Rico	Yauco	72153750503	Low-Income Community	2011-2015
Puerto Rico	Yauco	72153750601	Low-Income Community	2011-2015
Puerto Rico	Yauco	72153750602	Low-Income Community	2011-2015
Rhode Island	Bristol	44001030500	Low-Income Community	2011-2015
Rhode Island	Bristol	44001030700	Low-Income Community	2011-2015
Rhode Island	Kent	44003020200	Low-Income Community	2011-2015
Rhode Island	Newport	44005040500	Low-Income Community	2011-2015
Rhode Island	Providence	44007000101	Low-Income Community	2011-2015
Rhode Island	Providence	44007000200	Low-Income Community	2011-2015
Rhode Island	Providence	44007000600	Low-Income Community	2011-2015
Rhode Island	Providence	44007000800	Low-Income Community	2011-2015
Rhode Island	Providence	44007001900	Low-Income Community	2011-2015
Rhode Island	Providence	44007002500	Low-Income Community	2011-2015
Rhode Island	Providence	44007010400	Low-Income Community	2011-2015
Rhode Island	Providence	44007011100	Low-Income Community	2011-2015
Rhode Island	Providence	44007011200	Low-Income Community	2011-2015
Rhode Island	Providence	44007011800	Low-Income Community	2012-2016
Rhode Island	Providence	44007014700	Low-Income Community	2011-2015
Rhode Island	Providence	44007015100	Low-Income Community	2011-2015
Rhode Island	Providence	44007015200	Low-Income Community	2011-2015
Rhode Island	Providence	44007016100	Low-Income Community	2011-2015

AMERICAN OVERSIGHT

Designated Qualified Opportunity Zones

This document was updated **June 14, 2018**, to reflect the final Qualified Opportunity Zone designations for all States.

Please note that the below list of designated tracts is not the official list. The official list will be published in the Internal Revenue Bulletin at a later date.

Click arrow to filter state State	County	Census Tract Number	Tract Type	ACS Data Source
Rhode Island	Providence	44007016700	Low-Income Community	2011-2015
Rhode Island	Providence	44007017900	Low-Income Community	2011-2015
Rhode Island	Providence	44007018000	Low-Income Community	2011-2015
Rhode Island	Providence	44007018500	Low-Income Community	2011-2015
Rhode Island	Washington	44009050801	Low-Income Community	2011-2015
Rhode Island	Washington	44009051400	Low-Income Community	2011-2015
Rhode Island	Washington	44009051504	Low-Income Community	2011-2015
South Carolina	Abbeville	45001950400	Low-Income Community	2011-2015
South Carolina	Aiken	45003020802	Non-LIC Contiguous	2011-2015
South Carolina	Aiken	45003020902	Low-Income Community	2011-2015
South Carolina	Aiken	45003021400	Low-Income Community	2011-2015
South Carolina	Allendale	45005970200	Low-Income Community	2011-2015
South Carolina	Anderson	45007000800	Low-Income Community	2011-2015
South Carolina	Anderson	45007011901	Low-Income Community	2011-2015
South Carolina	Anderson	45007012002	Low-Income Community	2011-2015
South Carolina	Anderson	45007012300	Low-Income Community	2011-2015
South Carolina	Bamberg	45009960100	Low-Income Community	2011-2015
South Carolina	Bamberg	45009960200	Low-Income Community	2011-2015
South Carolina	Barnwell	45011970500	Low-Income Community	2011-2015
South Carolina	Beaufort	45013000200	Low-Income Community	2011-2015
South Carolina	Beaufort	45013000600	Low-Income Community	2011-2015
South Carolina	Beaufort	45013010800	Low-Income Community	2011-2015
South Carolina	Berkeley	45015020102	Low-Income Community	2011-2015
South Carolina	Berkeley	45015020201	Low-Income Community	2011-2015
South Carolina	Berkeley	45015020302	Low-Income Community	2011-2015
South Carolina	Berkeley	45015020506	Non-LIC Contiguous	2011-2015
South Carolina	Calhoun	45017950200	Low-Income Community	2011-2015
South Carolina	Charleston	45019000700	Low-Income Community	2011-2015
South Carolina	Charleston	45019002400	Low-Income Community	2011-2015
South Carolina	Charleston	45019004000	Low-Income Community	2011-2015
South Carolina	Charleston	45019004300	Low-Income Community	2011-2015
South Carolina	Charleston	45019004400	Low-Income Community	2011-2015
South Carolina	Charleston	45019005300	Low-Income Community	2011-2015
South Carolina	Charleston	45019005400	Low-Income Community	2011-2015
South Carolina	Charleston	45019005500	Low-Income Community	2011-2015
South Carolina	Cherokee	45021970201	Low-Income Community	2011-2015
South Carolina	Cherokee	45021970401	Low-Income Community	2011-2015
South Carolina	Chester	45023020200	Low-Income Community	2011-2015
South Carolina	Chester	45023020300	Low-Income Community	2011-2015
South Carolina	Chesterfield	45025950101	Low-Income Community	2011-2015
South Carolina	Chesterfield	45025950502	Low-Income Community	2011-2015
South Carolina	Clarendon	45027960300	Low-Income Community	2011-2015
South Carolina	Clarendon	45027960500	Low-Income Community	2011-2015
South Carolina	Colleton	45029970401	Low-Income Community	2011-2015
South Carolina	Colleton	45029970402	Non-LIC Contiguous	2011-2015
South Carolina	Darlington	45031010600	Low-Income Community	2011-2015
South Carolina	Darlington	45031011500	Low-Income Community	2011-2015
South Carolina	Dillon	45033970300	Low-Income Community	2011-2015
South Carolina	Dillon	45033970400	Low-Income Community	2011-2015
South Carolina	Dillon	45033970600	Low-Income Community	2011-2015
South Carolina	Dorchester	45035010200	Low-Income Community	2011-2015
South Carolina	Dorchester	45035010400	Low-Income Community	2011-2015
South Carolina	Dorchester	45035010700	Low-Income Community	2011-2015

AMERICAN OVERSIGHT

Designated Qualified Opportunity Zones

This document was updated **June 14, 2018**, to reflect the final Qualified Opportunity Zone designations for all States.

Please note that the below list of designated tracts is not the official list. The official list will be published in the Internal Revenue Bulletin at a later date.

Click arrow to filter state State	County	Census Tract Number	Tract Type	ACS Data Source
South Carolina	Edgefield	45037970400	Low-Income Community	2011-2015
South Carolina	Fairfield	45039960100	Low-Income Community	2011-2015
South Carolina	Fairfield	45039960300	Low-Income Community	2011-2015
South Carolina	Fairfield	45039960400	Low-Income Community	2011-2015
South Carolina	Fairfield	45039960500	Low-Income Community	2011-2015
South Carolina	Florence	45041000700	Low-Income Community	2011-2015
South Carolina	Florence	45041001000	Low-Income Community	2011-2015
South Carolina	Florence	45041002000	Low-Income Community	2011-2015
South Carolina	Florence	45041002201	Low-Income Community	2011-2015
South Carolina	Florence	45041002500	Low-Income Community	2011-2015
South Carolina	Georgetown	45043920201	Low-Income Community	2011-2015
South Carolina	Georgetown	45043920302	Non-LIC Contiguous	2011-2015
South Carolina	Georgetown	45043920700	Low-Income Community	2011-2015
South Carolina	Greenville	45045000500	Low-Income Community	2011-2015
South Carolina	Greenville	45045000700	Low-Income Community	2011-2015
South Carolina	Greenville	45045000800	Low-Income Community	2011-2015
South Carolina	Greenville	45045002005	Low-Income Community	2011-2015
South Carolina	Greenville	45045002303	Low-Income Community	2011-2015
South Carolina	Greenville	45045002505	Low-Income Community	2011-2015
South Carolina	Greenville	45045003401	Low-Income Community	2011-2015
South Carolina	Greenville	45045003904	Low-Income Community	2011-2015
South Carolina	Greenville	45045004300	Low-Income Community	2011-2015
South Carolina	Greenwood	45047970600	Low-Income Community	2011-2015
South Carolina	Greenwood	45047970702	Low-Income Community	2011-2015
South Carolina	Hampton	45049920300	Low-Income Community	2011-2015
South Carolina	Horry	45051020200	Low-Income Community	2011-2015
South Carolina	Horry	45051050600	Low-Income Community	2011-2015
South Carolina	Horry	45051050700	Low-Income Community	2011-2015
South Carolina	Horry	45051070200	Low-Income Community	2011-2015
South Carolina	Horry	45051070300	Low-Income Community	2011-2015
South Carolina	Horry	45051080102	Low-Income Community	2011-2015
South Carolina	Jasper	45053950300	Low-Income Community	2011-2015
South Carolina	Kershaw	45055970601	Low-Income Community	2011-2015
South Carolina	Kershaw	45055970800	Low-Income Community	2011-2015
South Carolina	Lancaster	45057010700	Low-Income Community	2011-2015
South Carolina	Lancaster	45057010800	Low-Income Community	2011-2015
South Carolina	Laurens	45059920301	Non-LIC Contiguous	2011-2015
South Carolina	Laurens	45059920400	Low-Income Community	2011-2015
South Carolina	Laurens	45059920700	Low-Income Community	2011-2015
South Carolina	Lee	45061920200	Low-Income Community	2011-2015
South Carolina	Lee	45061920302	Low-Income Community	2011-2015
South Carolina	Lexington	45063020201	Low-Income Community	2011-2015
South Carolina	Lexington	45063020300	Low-Income Community	2011-2015
South Carolina	Lexington	45063020505	Low-Income Community	2011-2015
South Carolina	Lexington	45063020509	Low-Income Community	2011-2015
South Carolina	Lexington	45063020706	Low-Income Community	2011-2015
South Carolina	Lexington	45063021402	Low-Income Community	2011-2015
South Carolina	McCormick	45065920200	Low-Income Community	2011-2015
South Carolina	Marion	45067950300	Low-Income Community	2011-2015
South Carolina	Marion	45067950600	Low-Income Community	2011-2015
South Carolina	Marlboro	45069960100	Low-Income Community	2011-2015
South Carolina	Marlboro	45069960302	Low-Income Community	2011-2015
South Carolina	Newberry	45071950502	Low-Income Community	2011-2015

AMERICAN OVERSIGHT

Designated Qualified Opportunity Zones

This document was updated **June 14, 2018**, to reflect the final Qualified Opportunity Zone designations for all States.

Please note that the below list of designated tracts is not the official list. The official list will be published in the Internal Revenue Bulletin at a later date.

Click arrow to filter state State	County	Census Tract Number	Tract Type	ACS Data Source
South Carolina	Oconee	45073030602	Low-Income Community	2011-2015
South Carolina	Oconee	45073030701	Low-Income Community	2011-2015
South Carolina	Orangeburg	45075010200	Low-Income Community	2011-2015
South Carolina	Orangeburg	45075010600	Low-Income Community	2011-2015
South Carolina	Orangeburg	45075011300	Low-Income Community	2011-2015
South Carolina	Orangeburg	45075011400	Low-Income Community	2011-2015
South Carolina	Pickens	45077010700	Non-LIC Contiguous	2011-2015
South Carolina	Pickens	45077010801	Low-Income Community	2011-2015
South Carolina	Pickens	45077011001	Low-Income Community	2011-2015
South Carolina	Richland	45079000100	Low-Income Community	2011-2015
South Carolina	Richland	45079000200	Low-Income Community	2011-2015
South Carolina	Richland	45079000500	Low-Income Community	2011-2015
South Carolina	Richland	45079000700	Low-Income Community	2011-2015
South Carolina	Richland	45079010600	Low-Income Community	2011-2015
South Carolina	Richland	45079010703	Low-Income Community	2011-2015
South Carolina	Richland	45079010803	Low-Income Community	2011-2015
South Carolina	Richland	45079010900	Low-Income Community	2011-2015
South Carolina	Richland	45079011800	Low-Income Community	2011-2015
South Carolina	Saluda	45081960400	Low-Income Community	2011-2015
South Carolina	Spartanburg	45083020301	Low-Income Community	2011-2015
South Carolina	Spartanburg	45083020400	Low-Income Community	2011-2015
South Carolina	Spartanburg	45083020500	Low-Income Community	2011-2015
South Carolina	Spartanburg	45083020702	Low-Income Community	2011-2015
South Carolina	Spartanburg	45083020800	Low-Income Community	2011-2015
South Carolina	Spartanburg	45083023202	Non-LIC Contiguous	2011-2015
South Carolina	Sumter	45085000600	Low-Income Community	2011-2015
South Carolina	Sumter	45085001100	Low-Income Community	2011-2015
South Carolina	Sumter	45085001300	Low-Income Community	2011-2015
South Carolina	Union	45087030100	Low-Income Community	2011-2015
South Carolina	Williamsburg	45089970501	Low-Income Community	2011-2015
South Carolina	Williamsburg	45089970502	Low-Income Community	2011-2015
South Carolina	Williamsburg	45089970600	Low-Income Community	2011-2015
South Carolina	York	45091060200	Low-Income Community	2011-2015
South Carolina	York	45091060300	Low-Income Community	2011-2015
South Carolina	York	45091060401	Low-Income Community	2011-2015
South Carolina	York	45091060501	Low-Income Community	2011-2015
South Dakota	Beadle	46005956900	Low-Income Community	2011-2015
South Dakota	Beadle	46005957000	Low-Income Community	2011-2015
South Dakota	Brookings	46011958900	Low-Income Community	2011-2015
South Dakota	Brown	46013951500	Low-Income Community	2011-2015
South Dakota	Brule	46015973100	Low-Income Community	2011-2015
South Dakota	Charles Mix	46023940300	Low-Income Community	2011-2015
South Dakota	Clay	46027965700	Low-Income Community	2011-2015
South Dakota	Codington	46029954400	Low-Income Community	2011-2015
South Dakota	Dewey	46041941500	Low-Income Community	2011-2015
South Dakota	Lake	46079960200	Low-Income Community	2011-2015
South Dakota	Lyman	46085940100	Low-Income Community	2011-2015
South Dakota	Minnehaha	46099000500	Low-Income Community	2011-2015
South Dakota	Minnehaha	46099000700	Low-Income Community	2011-2015
South Dakota	Minnehaha	46099001001	Low-Income Community	2011-2015
South Dakota	Minnehaha	46099010405	Non-LIC Contiguous	2011-2015
South Dakota	Pennington	46103010200	Low-Income Community	2011-2015
South Dakota	Pennington	46103010400	Low-Income Community	2011-2015

AMERICAN OVERSIGHT

Designated Qualified Opportunity Zones

This document was updated **June 14, 2018**, to reflect the final Qualified Opportunity Zone designations for all States.

Please note that the below list of designated tracts is not the official list. The official list will be published in the Internal Revenue Bulletin at a later date.

Click arrow to filter state State	County	Census Tract Number	Tract Type	ACS Data Source
South Dakota	Pennington	46103010500	Low-Income Community	2011-2015
South Dakota	Pennington	46103011500	Low-Income Community	2011-2015
South Dakota	Roberts	46109940400	Low-Income Community	2011-2015
South Dakota	Oglala Lakota County/Shannon	46113940500	Low-Income Community	2011-2015
South Dakota	Todd	46121940200	Low-Income Community	2011-2015
South Dakota	Tripp	46123971700	Low-Income Community	2011-2015
South Dakota	Yankton	46135966301	Non-LIC Contiguous	2011-2015
South Dakota	Yankton	46135966302	Low-Income Community	2011-2015
Tennessee	Anderson	47001020500	Low-Income Community	2011-2015
Tennessee	Anderson	47001021000	Low-Income Community	2011-2015
Tennessee	Bedford	47003950500	Low-Income Community	2011-2015
Tennessee	Benton	47005963200	Low-Income Community	2011-2015
Tennessee	Bledsoe	47007953100	Low-Income Community	2011-2015
Tennessee	Blount	47009010100	Low-Income Community	2011-2015
Tennessee	Blount	47009010200	Low-Income Community	2011-2015
Tennessee	Blount	47009010301	Low-Income Community	2012-2016
Tennessee	Blount	47009010302	Low-Income Community	2011-2015
Tennessee	Bradley	47011010700	Low-Income Community	2011-2015
Tennessee	Cannon	47015960200	Low-Income Community	2011-2015
Tennessee	Carroll	47017962100	Low-Income Community	2011-2015
Tennessee	Carter	47019071200	Low-Income Community	2011-2015
Tennessee	Cheatham	47021070104	Low-Income Community	2012-2016
Tennessee	Claiborne	47025970300	Low-Income Community	2011-2015
Tennessee	Clay	47027955000	Low-Income Community	2011-2015
Tennessee	Cocke	47029920200	Low-Income Community	2011-2015
Tennessee	Cocke	47029920700	Low-Income Community	2011-2015
Tennessee	Crockett	47033961100	Low-Income Community	2011-2015
Tennessee	Cumberland	47035970400	Low-Income Community	2011-2015
Tennessee	Cumberland	47035970800	Low-Income Community	2011-2015
Tennessee	Davidson	47037010401	Low-Income Community	2011-2015
Tennessee	Davidson	47037012600	Low-Income Community	2011-2015
Tennessee	Davidson	47037013601	Low-Income Community	2011-2015
Tennessee	Davidson	47037013602	Low-Income Community	2011-2015
Tennessee	Davidson	47037013700	Low-Income Community	2011-2015
Tennessee	Davidson	47037013800	Low-Income Community	2011-2015
Tennessee	Davidson	47037013900	Low-Income Community	2011-2015
Tennessee	Davidson	47037014200	Low-Income Community	2011-2015
Tennessee	Davidson	47037014800	Low-Income Community	2011-2015
Tennessee	Davidson	47037015628	Low-Income Community	2011-2015
Tennessee	Davidson	47037015900	Low-Income Community	2011-2015
Tennessee	Davidson	47037016000	Low-Income Community	2011-2015
Tennessee	Davidson	47037016100	Low-Income Community	2011-2015
Tennessee	Davidson	47037016200	Low-Income Community	2011-2015
Tennessee	Davidson	47037016300	Low-Income Community	2011-2015
Tennessee	Davidson	47037017300	Low-Income Community	2011-2015
Tennessee	Davidson	47037019200	Low-Income Community	2011-2015
Tennessee	Davidson	47037019300	Low-Income Community	2011-2015
Tennessee	DeKalb	47041920200	Low-Income Community	2011-2015
Tennessee	Dickson	47043060602	Low-Income Community	2011-2015
Tennessee	Dyer	47045964300	Low-Income Community	2011-2015
Tennessee	Fayette	47047060300	Low-Income Community	2011-2015
Tennessee	Fentress	47049965300	Low-Income Community	2011-2015
Tennessee	Gibson	47053966900	Low-Income Community	2011-2015

AMERICAN OVERSIGHT

Designated Qualified Opportunity Zones

This document was updated **June 14, 2018**, to reflect the final Qualified Opportunity Zone designations for all States.

Please note that the below list of designated tracts is not the official list. The official list will be published in the Internal Revenue Bulletin at a later date.

Click arrow to filter state State	County	Census Tract Number	Tract Type	ACS Data Source
Tennessee	Gibson	47053967000	Low-Income Community	2011-2015
Tennessee	Greene	47059090100	Low-Income Community	2011-2015
Tennessee	Greene	47059091200	Low-Income Community	2011-2015
Tennessee	Grundy	47061955300	Low-Income Community	2011-2015
Tennessee	Hamblen	47063100300	Low-Income Community	2011-2015
Tennessee	Hamblen	47063100800	Low-Income Community	2011-2015
Tennessee	Hamilton	47065000400	Low-Income Community	2011-2015
Tennessee	Hamilton	47065001600	Low-Income Community	2011-2015
Tennessee	Hamilton	47065001900	Low-Income Community	2011-2015
Tennessee	Hamilton	47065002000	Low-Income Community	2011-2015
Tennessee	Hamilton	47065003100	Low-Income Community	2011-2015
Tennessee	Hamilton	47065012300	Low-Income Community	2011-2015
Tennessee	Hamilton	47065012400	Low-Income Community	2011-2015
Tennessee	Hancock	47067960600	Low-Income Community	2011-2015
Tennessee	Hardeman	47069950300	Low-Income Community	2011-2015
Tennessee	Hawkins	47073050400	Low-Income Community	2012-2016
Tennessee	Hawkins	47073050601	Low-Income Community	2011-2015
Tennessee	Haywood	47075930500	Non-LIC Contiguous	2011-2015
Tennessee	Henderson	47077975400	Low-Income Community	2011-2015
Tennessee	Henry	47079969000	Low-Income Community	2012-2016
Tennessee	Hickman	47081950302	Low-Income Community	2011-2015
Tennessee	Houston	47083120200	Low-Income Community	2011-2015
Tennessee	Jackson	47087960400	Low-Income Community	2011-2015
Tennessee	Johnson	47091956300	Low-Income Community	2011-2015
Tennessee	Knox	47093000100	Low-Income Community	2011-2015
Tennessee	Knox	47093000800	Low-Income Community	2011-2015
Tennessee	Knox	47093001900	Low-Income Community	2011-2015
Tennessee	Knox	47093002400	Low-Income Community	2011-2015
Tennessee	Knox	47093003500	Low-Income Community	2011-2015
Tennessee	Knox	47093006502	Low-Income Community	2011-2015
Tennessee	Knox	47093006700	Low-Income Community	2011-2015
Tennessee	Knox	47093006800	Low-Income Community	2011-2015
Tennessee	Lake	47095960100	Low-Income Community	2011-2015
Tennessee	Lauderdale	47097050504	Low-Income Community	2011-2015
Tennessee	Lauderdale	47097050505	Low-Income Community	2011-2015
Tennessee	Lawrence	47099960300	Low-Income Community	2011-2015
Tennessee	Lawrence	47099960501	Low-Income Community	2011-2015
Tennessee	Lincoln	47103975300	Low-Income Community	2011-2015
Tennessee	Lincoln	47103975400	Low-Income Community	2012-2016
Tennessee	Loudon	47105060202	Low-Income Community	2011-2015
Tennessee	Loudon	47105060600	Low-Income Community	2011-2015
Tennessee	McMinn	47107970101	Non-LIC Contiguous	2011-2015
Tennessee	McMinn	47107970600	Low-Income Community	2011-2015
Tennessee	Macon	47111970300	Low-Income Community	2011-2015
Tennessee	Madison	47113000200	Low-Income Community	2011-2015
Tennessee	Madison	47113000500	Low-Income Community	2011-2015
Tennessee	Madison	47113000600	Low-Income Community	2011-2015
Tennessee	Madison	47113000700	Low-Income Community	2011-2015
Tennessee	Madison	47113000800	Low-Income Community	2011-2015
Tennessee	Madison	47113000900	Low-Income Community	2011-2015
Tennessee	Marion	47115050301	Low-Income Community	2011-2015
Tennessee	Marshall	47117955300	Low-Income Community	2011-2015
Tennessee	Meigs	47121960200	Low-Income Community	2011-2015

AMERICAN OVERSIGHT

Designated Qualified Opportunity Zones

This document was updated **June 14, 2018**, to reflect the final Qualified Opportunity Zone designations for all States.

Please note that the below list of designated tracts is not the official list. The official list will be published in the Internal Revenue Bulletin at a later date.

Click arrow to filter state State	County	Census Tract Number	Tract Type	ACS Data Source
Tennessee	Monroe	47123925000	Non-LIC Contiguous	2011-2015
Tennessee	Monroe	47123925501	Low-Income Community	2011-2015
Tennessee	Montgomery	47125100100	Low-Income Community	2011-2015
Tennessee	Montgomery	47125100200	Low-Income Community	2011-2015
Tennessee	Montgomery	47125100800	Low-Income Community	2011-2015
Tennessee	Montgomery	47125100900	Low-Income Community	2011-2015
Tennessee	Obion	47131965400	Low-Income Community	2012-2016
Tennessee	Obion	47131965500	Low-Income Community	2011-2015
Tennessee	Overton	47133950302	Low-Income Community	2011-2015
Tennessee	Pickett	47137925100	Low-Income Community	2011-2015
Tennessee	Polk	47139950400	Low-Income Community	2011-2015
Tennessee	Putnam	47141000600	Low-Income Community	2011-2015
Tennessee	Putnam	47141000800	Low-Income Community	2011-2015
Tennessee	Putnam	47141001100	Low-Income Community	2011-2015
Tennessee	Rhea	47143975401	Low-Income Community	2011-2015
Tennessee	Roane	47145030600	Low-Income Community	2011-2015
Tennessee	Rutherford	47149041800	Low-Income Community	2011-2015
Tennessee	Rutherford	47149041900	Low-Income Community	2011-2015
Tennessee	Rutherford	47149042100	Low-Income Community	2011-2015
Tennessee	Scott	47151975200	Low-Income Community	2011-2015
Tennessee	Sequatchie	47153060101	Non-LIC Contiguous	2011-2015
Tennessee	Sevier	47155080101	Low-Income Community	2011-2015
Tennessee	Sevier	47155080400	Low-Income Community	2011-2015
Tennessee	Shelby	47157000200	Low-Income Community	2011-2015
Tennessee	Shelby	47157000300	Low-Income Community	2011-2015
Tennessee	Shelby	47157000400	Low-Income Community	2011-2015
Tennessee	Shelby	47157001900	Low-Income Community	2011-2015
Tennessee	Shelby	47157002000	Low-Income Community	2011-2015
Tennessee	Shelby	47157002100	Low-Income Community	2011-2015
Tennessee	Shelby	47157002400	Low-Income Community	2011-2015
Tennessee	Shelby	47157002500	Low-Income Community	2011-2015
Tennessee	Shelby	47157002700	Low-Income Community	2011-2015
Tennessee	Shelby	47157002800	Low-Income Community	2011-2015
Tennessee	Shelby	47157003000	Low-Income Community	2011-2015
Tennessee	Shelby	47157003600	Low-Income Community	2011-2015
Tennessee	Shelby	47157003700	Low-Income Community	2011-2015
Tennessee	Shelby	47157003800	Low-Income Community	2011-2015
Tennessee	Shelby	47157003900	Low-Income Community	2011-2015
Tennessee	Shelby	47157004500	Low-Income Community	2011-2015
Tennessee	Shelby	47157004600	Low-Income Community	2011-2015
Tennessee	Shelby	47157005000	Low-Income Community	2011-2015
Tennessee	Shelby	47157005900	Low-Income Community	2011-2015
Tennessee	Shelby	47157006600	Low-Income Community	2011-2015
Tennessee	Shelby	47157006700	Low-Income Community	2011-2015
Tennessee	Shelby	47157007000	Low-Income Community	2011-2015
Tennessee	Shelby	47157007300	Low-Income Community	2011-2015
Tennessee	Shelby	47157007400	Low-Income Community	2011-2015
Tennessee	Shelby	47157011200	Low-Income Community	2011-2015
Tennessee	Shelby	47157011300	Low-Income Community	2011-2015
Tennessee	Shelby	47157011400	Low-Income Community	2011-2015
Tennessee	Shelby	47157011600	Low-Income Community	2011-2015
Tennessee	Shelby	47157020210	Non-LIC Contiguous	2011-2015
Tennessee	Shelby	47157020300	Low-Income Community	2011-2015

AMERICAN OVERSIGHT

Designated Qualified Opportunity Zones

This document was updated **June 14, 2018**, to reflect the final Qualified Opportunity Zone designations for all States.

Please note that the below list of designated tracts is not the official list. The official list will be published in the Internal Revenue Bulletin at a later date.

Click arrow to filter state State	County	Census Tract Number	Tract Type	ACS Data Source
Tennessee	Shelby	47157022111	Low-Income Community	2011-2015
Tennessee	Shelby	47157022500	Low-Income Community	2011-2015
Tennessee	Smith	47159975300	Low-Income Community	2011-2015
Tennessee	Smith	47159975400	Non-LIC Contiguous	2011-2015
Tennessee	Stewart	47161110600	Low-Income Community	2011-2015
Tennessee	Sullivan	47163040200	Low-Income Community	2011-2015
Tennessee	Sullivan	47163042701	Low-Income Community	2011-2015
Tennessee	Sullivan	47163043000	Low-Income Community	2011-2015
Tennessee	Sullivan	47163043302	Low-Income Community	2011-2015
Tennessee	Sumner	47165020300	Low-Income Community	2011-2015
Tennessee	Sumner	47165020700	Low-Income Community	2011-2015
Tennessee	Tipton	47167040700	Low-Income Community	2011-2015
Tennessee	Tipton	47167041000	Low-Income Community	2011-2015
Tennessee	Unicoi	47171080100	Low-Income Community	2011-2015
Tennessee	Unicoi	47171080200	Low-Income Community	2011-2015
Tennessee	Union	47173040201	Low-Income Community	2011-2015
Tennessee	Van Buren	47175925200	Low-Income Community	2011-2015
Tennessee	Warren	47177930800	Low-Income Community	2011-2015
Tennessee	Washington	47179060100	Low-Income Community	2011-2015
Tennessee	Washington	47179060800	Low-Income Community	2011-2015
Tennessee	Washington	47179060900	Low-Income Community	2011-2015
Tennessee	Washington	47179062000	Low-Income Community	2011-2015
Tennessee	Wayne	47181950200	Low-Income Community	2011-2015
Tennessee	Weakley	47183968101	Low-Income Community	2011-2015
Tennessee	White	47185935300	Low-Income Community	2012-2016
Texas	Anderson	48001950401	Low-Income Community	2011-2015
Texas	Anderson	48001950901	Low-Income Community	2011-2015
Texas	Angelina	48005000200	Low-Income Community	2011-2015
Texas	Angelina	48005000500	Low-Income Community	2011-2015
Texas	Angelina	48005000600	Low-Income Community	2011-2015
Texas	Angelina	48005000700	Low-Income Community	2011-2015
Texas	Angelina	48005001001	Low-Income Community	2011-2015
Texas	Angelina	48005001300	Low-Income Community	2011-2015
Texas	Aransas	48007950100	Low-Income Community	2011-2015
Texas	Aransas	48007950400	Low-Income Community	2011-2015
Texas	Aransas	48007950500	Low-Income Community	2011-2015
Texas	Atascosa	48013960300	Low-Income Community	2011-2015
Texas	Atascosa	48013960401	Low-Income Community	2011-2015
Texas	Bastrop	48021950200	Low-Income Community	2011-2015
Texas	Bastrop	48021950600	Low-Income Community	2011-2015
Texas	Bastrop	48021950801	Low-Income Community	2011-2015
Texas	Bee	48025950600	Low-Income Community	2011-2015
Texas	Bell	48027020800	Low-Income Community	2011-2015
Texas	Bell	48027020900	Low-Income Community	2011-2015
Texas	Bell	48027021601	Low-Income Community	2011-2015
Texas	Bell	48027021602	Low-Income Community	2011-2015
Texas	Bell	48027022000	Low-Income Community	2011-2015
Texas	Bell	48027023204	Low-Income Community	2011-2015
Texas	Bexar	48029110100	Low-Income Community	2011-2015
Texas	Bexar	48029110500	Low-Income Community	2011-2015
Texas	Bexar	48029110600	Low-Income Community	2011-2015
Texas	Bexar	48029121203	Low-Income Community	2011-2015
Texas	Bexar	48029121204	Low-Income Community	2011-2015

AMERICAN OVERSIGHT

Designated Qualified Opportunity Zones

This document was updated **June 14, 2018**, to reflect the final Qualified Opportunity Zone designations for all States.

Please note that the below list of designated tracts is not the official list. The official list will be published in the Internal Revenue Bulletin at a later date.

Click arrow to filter state State	County	Census Tract Number	Tract Type	ACS Data Source
Texas	Bexar	48029121205	Low-Income Community	2011-2015
Texas	Bexar	48029130600	Low-Income Community	2011-2015
Texas	Bexar	48029130700	Low-Income Community	2011-2015
Texas	Bexar	48029130800	Low-Income Community	2011-2015
Texas	Bexar	48029141800	Low-Income Community	2011-2015
Texas	Bexar	48029150600	Low-Income Community	2011-2015
Texas	Bexar	48029150800	Low-Income Community	2011-2015
Texas	Bexar	48029152000	Low-Income Community	2011-2015
Texas	Bexar	48029152100	Low-Income Community	2011-2015
Texas	Bexar	48029160901	Low-Income Community	2011-2015
Texas	Bexar	48029160902	Low-Income Community	2011-2015
Texas	Bexar	48029161100	Low-Income Community	2011-2015
Texas	Bexar	48029161200	Low-Income Community	2011-2015
Texas	Bexar	48029162001	Low-Income Community	2011-2015
Texas	Bexar	48029170102	Low-Income Community	2011-2015
Texas	Bexar	48029171802	Low-Income Community	2011-2015
Texas	Bexar	48029192200	Low-Income Community	2011-2015
Texas	Bexar	48029980002	Low-Income Community	2011-2015
Texas	Bexar	48029980100	Low-Income Community	2011-2015
Texas	Bosque	48035950200	Low-Income Community	2011-2015
Texas	Bowie	48037010400	Low-Income Community	2011-2015
Texas	Bowie	48037010500	Low-Income Community	2011-2015
Texas	Bowie	48037010800	Low-Income Community	2011-2015
Texas	Bowie	48037011300	Low-Income Community	2011-2015
Texas	Bowie	48037011401	Low-Income Community	2011-2015
Texas	Bowie	48037011402	Low-Income Community	2011-2015
Texas	Bowie	48037011502	Low-Income Community	2011-2015
Texas	Brazoria	48039661200	Low-Income Community	2011-2015
Texas	Brazoria	48039661400	Low-Income Community	2011-2015
Texas	Brazoria	48039662800	Low-Income Community	2011-2015
Texas	Brazoria	48039664100	Low-Income Community	2011-2015
Texas	Brazoria	48039664200	Low-Income Community	2011-2015
Texas	Brazoria	48039664300	Low-Income Community	2011-2015
Texas	Brazos	48041000201	Low-Income Community	2011-2015
Texas	Brazos	48041000202	Low-Income Community	2011-2015
Texas	Brazos	48041000400	Low-Income Community	2011-2015
Texas	Brazos	48041000500	Low-Income Community	2011-2015
Texas	Brazos	48041000603	Low-Income Community	2011-2015
Texas	Brazos	48041001301	Low-Income Community	2011-2015
Texas	Brazos	48041001303	Low-Income Community	2011-2015
Texas	Brazos	48041001702	Low-Income Community	2011-2015
Texas	Brazos	48041002012	Low-Income Community	2011-2015
Texas	Brazos	48041002014	Low-Income Community	2011-2015
Texas	Brewster	48043950400	Low-Income Community	2011-2015
Texas	Brooks	48047950200	Low-Income Community	2011-2015
Texas	Brown	48049950700	Low-Income Community	2011-2015
Texas	Burleson	48051970500	Low-Income Community	2011-2015
Texas	Burnet	48053960300	Low-Income Community	2011-2015
Texas	Caldwell	48055960200	Low-Income Community	2011-2015
Texas	Caldwell	48055960400	Low-Income Community	2011-2015
Texas	Caldwell	48055960500	Low-Income Community	2011-2015
Texas	Calhoun	48057000500	Low-Income Community	2011-2015
Texas	Cameron	48061010100	Low-Income Community	2011-2015

AMERICAN OVERSIGHT

Designated Qualified Opportunity Zones

This document was updated **June 14, 2018**, to reflect the final Qualified Opportunity Zone designations for all States.

Please note that the below list of designated tracts is not the official list. The official list will be published in the Internal Revenue Bulletin at a later date.

Click arrow to filter state State	County	Census Tract Number	Tract Type	ACS Data Source
Texas	Cameron	48061010201	Low-Income Community	2011-2015
Texas	Cameron	48061010203	Low-Income Community	2011-2015
Texas	Cameron	48061010301	Low-Income Community	2011-2015
Texas	Cameron	48061010402	Low-Income Community	2011-2015
Texas	Cameron	48061010800	Low-Income Community	2011-2015
Texas	Cameron	48061011700	Low-Income Community	2011-2015
Texas	Cameron	48061012102	Low-Income Community	2011-2015
Texas	Cameron	48061012301	Low-Income Community	2011-2015
Texas	Cameron	48061012304	Low-Income Community	2011-2015
Texas	Cameron	48061012305	Low-Income Community	2011-2015
Texas	Cameron	48061012700	Low-Income Community	2011-2015
Texas	Cameron	48061013307	Low-Income Community	2011-2015
Texas	Cameron	48061013802	Low-Income Community	2011-2015
Texas	Cameron	48061014001	Low-Income Community	2011-2015
Texas	Cameron	48061014200	Low-Income Community	2011-2015
Texas	Camp	48063950101	Low-Income Community	2011-2015
Texas	Camp	48063950102	Low-Income Community	2011-2015
Texas	Cass	48067950200	Low-Income Community	2011-2015
Texas	Cass	48067950400	Low-Income Community	2011-2015
Texas	Cass	48067950600	Low-Income Community	2011-2015
Texas	Cass	48067950700	Low-Income Community	2011-2015
Texas	Castro	48069950200	Low-Income Community	2011-2015
Texas	Chambers	48071710300	Low-Income Community	2011-2015
Texas	Chambers	48071710401	Low-Income Community	2011-2015
Texas	Chambers	48071710500	Low-Income Community	2011-2015
Texas	Cherokee	48073950300	Low-Income Community	2011-2015
Texas	Cherokee	48073950400	Low-Income Community	2011-2015
Texas	Cherokee	48073951100	Low-Income Community	2011-2015
Texas	Coleman	48083950300	Low-Income Community	2011-2015
Texas	Collin	48085032013	Low-Income Community	2011-2015
Texas	Comal	48091310608	Low-Income Community	2011-2015
Texas	Cooke	48097000400	Low-Income Community	2011-2015
Texas	Cooke	48097001100	Low-Income Community	2011-2015
Texas	Coryell	48099010300	Low-Income Community	2011-2015
Texas	Coryell	48099010501	Low-Income Community	2011-2015
Texas	Coryell	48099010502	Low-Income Community	2011-2015
Texas	Coryell	48099010504	Low-Income Community	2011-2015
Texas	Coryell	48099010601	Low-Income Community	2011-2015
Texas	Cottle	48101950100	Low-Income Community	2011-2015
Texas	Crosby	48107950100	Low-Income Community	2011-2015
Texas	Crosby	48107950200	Low-Income Community	2011-2015
Texas	Dallas	48113002000	Low-Income Community	2011-2015
Texas	Dallas	48113004100	Low-Income Community	2011-2015
Texas	Dallas	48113005400	Low-Income Community	2011-2015
Texas	Dallas	48113005700	Low-Income Community	2011-2015
Texas	Dallas	48113008704	Low-Income Community	2011-2015
Texas	Dallas	48113009301	Low-Income Community	2011-2015
Texas	Dallas	48113010101	Low-Income Community	2011-2015
Texas	Dallas	48113012207	Low-Income Community	2011-2015
Texas	Dallas	48113012302	Low-Income Community	2011-2015
Texas	Dallas	48113012701	Low-Income Community	2011-2015
Texas	Dallas	48113015304	Low-Income Community	2011-2015
Texas	Dallas	48113015900	Low-Income Community	2011-2015

AMERICAN OVERSIGHT

Designated Qualified Opportunity Zones

This document was updated **June 14, 2018**, to reflect the final Qualified Opportunity Zone designations for all States.

Please note that the below list of designated tracts is not the official list. The official list will be published in the Internal Revenue Bulletin at a later date.

Click arrow to filter state State	County	Census Tract Number	Tract Type	ACS Data Source
Texas	Dallas	48113016621	Low-Income Community	2011-2015
Texas	Dallas	48113018111	Low-Income Community	2011-2015
Texas	Dallas	48113018505	Low-Income Community	2011-2015
Texas	Dallas	48113020300	Low-Income Community	2011-2015
Texas	Dallas	48113020400	Low-Income Community	2011-2015
Texas	Dallas	48113020500	Low-Income Community	2011-2015
Texas	Dawson	48115950402	Low-Income Community	2011-2015
Texas	Delta	48119950200	Low-Income Community	2011-2015
Texas	Denton	48121020602	Low-Income Community	2011-2015
Texas	Denton	48121021618	Low-Income Community	2011-2015
Texas	Denton	48121021739	Low-Income Community	2011-2015
Texas	DeWitt	48123970200	Low-Income Community	2011-2015
Texas	Dickens	48125950300	Low-Income Community	2011-2015
Texas	Donley	48129950200	Low-Income Community	2011-2015
Texas	Eastland	48133950100	Low-Income Community	2011-2015
Texas	Eastland	48133950200	Low-Income Community	2011-2015
Texas	Ector	48135002700	Low-Income Community	2011-2015
Texas	Ellis	48139060400	Low-Income Community	2011-2015
Texas	Ellis	48139061000	Low-Income Community	2011-2015
Texas	Ellis	48139061200	Low-Income Community	2011-2015
Texas	Ellis	48139061300	Low-Income Community	2011-2015
Texas	Ellis	48139061600	Low-Income Community	2011-2015
Texas	El Paso	48141001203	Low-Income Community	2011-2015
Texas	El Paso	48141001900	Low-Income Community	2011-2015
Texas	El Paso	48141003000	Low-Income Community	2011-2015
Texas	El Paso	48141003200	Low-Income Community	2011-2015
Texas	El Paso	48141003501	Low-Income Community	2011-2015
Texas	El Paso	48141003804	Low-Income Community	2011-2015
Texas	El Paso	48141010102	Low-Income Community	2011-2015
Texas	El Paso	48141010220	Low-Income Community	2011-2015
Texas	El Paso	48141010334	Low-Income Community	2011-2015
Texas	El Paso	48141010335	Low-Income Community	2011-2015
Texas	El Paso	48141010340	Low-Income Community	2011-2015
Texas	El Paso	48141010344	Low-Income Community	2011-2015
Texas	El Paso	48141010347	Low-Income Community	2011-2015
Texas	El Paso	48141010501	Low-Income Community	2011-2015
Texas	El Paso	48141010504	Low-Income Community	2011-2015
Texas	El Paso	48141010506	Low-Income Community	2011-2015
Texas	Erath	48143950201	Low-Income Community	2011-2015
Texas	Erath	48143950202	Low-Income Community	2011-2015
Texas	Erath	48143950300	Low-Income Community	2011-2015
Texas	Falls	48145000400	Low-Income Community	2011-2015
Texas	Fannin	48147950402	Low-Income Community	2011-2015
Texas	Fisher	48151950400	Low-Income Community	2011-2015
Texas	Fort Bend	48157670200	Low-Income Community	2011-2015
Texas	Fort Bend	48157670400	Low-Income Community	2011-2015
Texas	Fort Bend	48157673700	Low-Income Community	2011-2015
Texas	Fort Bend	48157674900	Low-Income Community	2011-2015
Texas	Fort Bend	48157675400	Low-Income Community	2011-2015
Texas	Franklin	48159950300	Low-Income Community	2011-2015
Texas	Galveston	48167722200	Low-Income Community	2011-2015
Texas	Galveston	48167722800	Low-Income Community	2011-2015
Texas	Galveston	48167722900	Low-Income Community	2011-2015

AMERICAN OVERSIGHT

Designated Qualified Opportunity Zones

This document was updated **June 14, 2018**, to reflect the final Qualified Opportunity Zone designations for all States.

Please note that the below list of designated tracts is not the official list. The official list will be published in the Internal Revenue Bulletin at a later date.

Click arrow to filter state State	County	Census Tract Number	Tract Type	ACS Data Source
Texas	Galveston	48167723000	Low-Income Community	2011-2015
Texas	Galveston	48167723700	Low-Income Community	2011-2015
Texas	Galveston	48167724101	Low-Income Community	2011-2015
Texas	Galveston	48167724800	Low-Income Community	2011-2015
Texas	Galveston	48167726200	Low-Income Community	2011-2015
Texas	Gonzales	48177000300	Low-Income Community	2011-2015
Texas	Gonzales	48177000500	Low-Income Community	2011-2015
Texas	Gray	48179950600	Low-Income Community	2011-2015
Texas	Grayson	48181000200	Low-Income Community	2011-2015
Texas	Grayson	48181000502	Low-Income Community	2011-2015
Texas	Grayson	48181000902	Low-Income Community	2011-2015
Texas	Grayson	48181002000	Low-Income Community	2011-2015
Texas	Gregg	48183000800	Low-Income Community	2011-2015
Texas	Gregg	48183001100	Low-Income Community	2011-2015
Texas	Gregg	48183001400	Low-Income Community	2011-2015
Texas	Gregg	48183010200	Low-Income Community	2011-2015
Texas	Gregg	48183010500	Low-Income Community	2011-2015
Texas	Gregg	48183010700	Low-Income Community	2011-2015
Texas	Grimes	48185180101	Low-Income Community	2011-2015
Texas	Grimes	48185180102	Low-Income Community	2011-2015
Texas	Grimes	48185180200	Low-Income Community	2011-2015
Texas	Hale	48189950100	Low-Income Community	2011-2015
Texas	Hall	48191950500	Low-Income Community	2011-2015
Texas	Hardin	48199030100	Low-Income Community	2011-2015
Texas	Hardin	48199030700	Low-Income Community	2011-2015
Texas	Hardin	48199030800	Low-Income Community	2011-2015
Texas	Harris	48201100000	Low-Income Community	2011-2015
Texas	Harris	48201210400	Low-Income Community	2011-2015
Texas	Harris	48201210500	Low-Income Community	2011-2015
Texas	Harris	48201210600	Low-Income Community	2011-2015
Texas	Harris	48201210700	Low-Income Community	2011-2015
Texas	Harris	48201210800	Low-Income Community	2011-2015
Texas	Harris	48201211000	Low-Income Community	2011-2015
Texas	Harris	48201211300	Low-Income Community	2011-2015
Texas	Harris	48201211400	Low-Income Community	2011-2015
Texas	Harris	48201211500	Low-Income Community	2011-2015
Texas	Harris	48201211600	Low-Income Community	2011-2015
Texas	Harris	48201212300	Low-Income Community	2011-2015
Texas	Harris	48201220100	Low-Income Community	2011-2015
Texas	Harris	48201220200	Low-Income Community	2011-2015
Texas	Harris	48201220800	Low-Income Community	2011-2015
Texas	Harris	48201222501	Low-Income Community	2011-2015
Texas	Harris	48201222503	Low-Income Community	2011-2015
Texas	Harris	48201222600	Low-Income Community	2011-2015
Texas	Harris	48201222700	Low-Income Community	2011-2015
Texas	Harris	48201230200	Low-Income Community	2011-2015
Texas	Harris	48201230600	Low-Income Community	2011-2015
Texas	Harris	48201230700	Low-Income Community	2011-2015
Texas	Harris	48201231000	Low-Income Community	2011-2015
Texas	Harris	48201231100	Low-Income Community	2011-2015
Texas	Harris	48201231200	Low-Income Community	2011-2015
Texas	Harris	48201231400	Low-Income Community	2011-2015
Texas	Harris	48201231500	Low-Income Community	2011-2015

AMERICAN OVERSIGHT

Designated Qualified Opportunity Zones

This document was updated **June 14, 2018**, to reflect the final Qualified Opportunity Zone designations for all States.

Please note that the below list of designated tracts is not the official list. The official list will be published in the Internal Revenue Bulletin at a later date.

Click arrow to filter state State	County	Census Tract Number	Tract Type	ACS Data Source
Texas	Harris	48201233500	Low-Income Community	2011-2015
Texas	Harris	48201240100	Low-Income Community	2011-2015
Texas	Harris	48201240501	Low-Income Community	2011-2015
Texas	Harris	48201240502	Low-Income Community	2011-2015
Texas	Harris	48201240600	Low-Income Community	2011-2015
Texas	Harris	48201253800	Low-Income Community	2011-2015
Texas	Harris	48201254300	Low-Income Community	2011-2015
Texas	Harris	48201254600	Low-Income Community	2011-2015
Texas	Harris	48201310100	Low-Income Community	2011-2015
Texas	Harris	48201310300	Low-Income Community	2011-2015
Texas	Harris	48201310400	Low-Income Community	2011-2015
Texas	Harris	48201310500	Low-Income Community	2011-2015
Texas	Harris	48201310600	Low-Income Community	2011-2015
Texas	Harris	48201310800	Low-Income Community	2011-2015
Texas	Harris	48201310900	Low-Income Community	2011-2015
Texas	Harris	48201311000	Low-Income Community	2011-2015
Texas	Harris	48201311600	Low-Income Community	2011-2015
Texas	Harris	48201311700	Low-Income Community	2011-2015
Texas	Harris	48201312000	Low-Income Community	2011-2015
Texas	Harris	48201312200	Low-Income Community	2011-2015
Texas	Harris	48201312300	Low-Income Community	2011-2015
Texas	Harris	48201312400	Low-Income Community	2011-2015
Texas	Harris	48201312500	Low-Income Community	2011-2015
Texas	Harris	48201312700	Low-Income Community	2011-2015
Texas	Harris	48201312800	Low-Income Community	2011-2015
Texas	Harris	48201312900	Low-Income Community	2011-2015
Texas	Harris	48201313000	Low-Income Community	2011-2015
Texas	Harris	48201313200	Low-Income Community	2011-2015
Texas	Harris	48201313300	Low-Income Community	2011-2015
Texas	Harris	48201313400	Low-Income Community	2011-2015
Texas	Harris	48201313500	Low-Income Community	2011-2015
Texas	Harris	48201313600	Low-Income Community	2011-2015
Texas	Harris	48201313700	Low-Income Community	2011-2015
Texas	Harris	48201313800	Low-Income Community	2011-2015
Texas	Harris	48201314001	Low-Income Community	2011-2015
Texas	Harris	48201314002	Low-Income Community	2011-2015
Texas	Harris	48201314300	Low-Income Community	2011-2015
Texas	Harris	48201314400	Low-Income Community	2011-2015
Texas	Harris	48201321900	Low-Income Community	2011-2015
Texas	Harris	48201322100	Low-Income Community	2011-2015
Texas	Harris	48201322200	Low-Income Community	2011-2015
Texas	Harris	48201323702	Low-Income Community	2011-2015
Texas	Harris	48201324100	Low-Income Community	2011-2015
Texas	Harris	48201331100	Low-Income Community	2011-2015
Texas	Harris	48201331200	Low-Income Community	2011-2015
Texas	Harris	48201331300	Low-Income Community	2011-2015
Texas	Harris	48201331400	Low-Income Community	2011-2015
Texas	Harris	48201331700	Low-Income Community	2011-2015
Texas	Harris	48201331800	Low-Income Community	2011-2015
Texas	Harris	48201332000	Low-Income Community	2011-2015
Texas	Harris	48201342300	Low-Income Community	2011-2015
Texas	Harris	48201421101	Low-Income Community	2011-2015
Texas	Harris	48201421102	Low-Income Community	2011-2015

AMERICAN OVERSIGHT

Designated Qualified Opportunity Zones

This document was updated **June 14, 2018**, to reflect the final Qualified Opportunity Zone designations for all States.

Please note that the below list of designated tracts is not the official list. The official list will be published in the Internal Revenue Bulletin at a later date.

Click arrow to filter state State	County	Census Tract Number	Tract Type	ACS Data Source
Texas	Harris	48201421201	Low-Income Community	2011-2015
Texas	Harris	48201421202	Low-Income Community	2011-2015
Texas	Harris	48201421300	Low-Income Community	2011-2015
Texas	Harris	48201421401	Low-Income Community	2011-2015
Texas	Harris	48201421402	Low-Income Community	2011-2015
Texas	Harris	48201421403	Low-Income Community	2011-2015
Texas	Harris	48201421500	Low-Income Community	2011-2015
Texas	Harris	48201421600	Low-Income Community	2011-2015
Texas	Harris	48201422302	Low-Income Community	2011-2015
Texas	Harris	48201422701	Low-Income Community	2011-2015
Texas	Harris	48201433600	Low-Income Community	2011-2015
Texas	Harris	48201452500	Low-Income Community	2011-2015
Texas	Harris	48201453200	Low-Income Community	2011-2015
Texas	Harris	48201453300	Low-Income Community	2011-2015
Texas	Harris	48201453401	Low-Income Community	2011-2015
Texas	Harris	48201530800	Low-Income Community	2011-2015
Texas	Harris	48201531800	Low-Income Community	2011-2015
Texas	Harris	48201531900	Low-Income Community	2011-2015
Texas	Harris	48201532001	Low-Income Community	2011-2015
Texas	Harris	48201532700	Low-Income Community	2011-2015
Texas	Harris	48201532800	Low-Income Community	2011-2015
Texas	Harris	48201533000	Low-Income Community	2011-2015
Texas	Harris	48201533300	Low-Income Community	2011-2015
Texas	Harris	48201533400	Low-Income Community	2011-2015
Texas	Harris	48201533702	Low-Income Community	2011-2015
Texas	Harrison	48203020102	Low-Income Community	2011-2015
Texas	Harrison	48203020103	Low-Income Community	2011-2015
Texas	Harrison	48203020302	Low-Income Community	2011-2015
Texas	Harrison	48203020401	Low-Income Community	2011-2015
Texas	Harrison	48203020402	Low-Income Community	2011-2015
Texas	Haskell	48207950300	Low-Income Community	2011-2015
Texas	Hays	48209010200	Low-Income Community	2011-2015
Texas	Hays	48209010303	Low-Income Community	2011-2015
Texas	Hays	48209010701	Low-Income Community	2011-2015
Texas	Hays	48209010702	Low-Income Community	2011-2015
Texas	Henderson	48213950602	Low-Income Community	2011-2015
Texas	Henderson	48213950700	Low-Income Community	2011-2015
Texas	Henderson	48213950901	Low-Income Community	2011-2015
Texas	Henderson	48213950902	Low-Income Community	2011-2015
Texas	Henderson	48213951000	Low-Income Community	2011-2015
Texas	Henderson	48213951200	Low-Income Community	2011-2015
Texas	Hidalgo	48215020102	Low-Income Community	2011-2015
Texas	Hidalgo	48215020201	Low-Income Community	2011-2015
Texas	Hidalgo	48215020503	Low-Income Community	2011-2015
Texas	Hidalgo	48215021302	Low-Income Community	2011-2015
Texas	Hidalgo	48215021303	Low-Income Community	2011-2015
Texas	Hidalgo	48215021304	Low-Income Community	2011-2015
Texas	Hidalgo	48215021305	Low-Income Community	2011-2015
Texas	Hidalgo	48215021401	Low-Income Community	2011-2015
Texas	Hidalgo	48215021701	Low-Income Community	2011-2015
Texas	Hidalgo	48215021702	Low-Income Community	2011-2015
Texas	Hidalgo	48215022103	Low-Income Community	2011-2015
Texas	Hidalgo	48215022106	Low-Income Community	2011-2015

AMERICAN OVERSIGHT

Designated Qualified Opportunity Zones

This document was updated **June 14, 2018**, to reflect the final Qualified Opportunity Zone designations for all States.

Please note that the below list of designated tracts is not the official list. The official list will be published in the Internal Revenue Bulletin at a later date.

Click arrow to filter state State	County	Census Tract Number	Tract Type	ACS Data Source
Texas	Hidalgo	48215022401	Low-Income Community	2011-2015
Texas	Hidalgo	48215022402	Low-Income Community	2011-2015
Texas	Hidalgo	48215023103	Low-Income Community	2011-2015
Texas	Hidalgo	48215023104	Low-Income Community	2011-2015
Texas	Hidalgo	48215023503	Low-Income Community	2011-2015
Texas	Hidalgo	48215024108	Low-Income Community	2011-2015
Texas	Hidalgo	48215024114	Low-Income Community	2011-2015
Texas	Hidalgo	48215024201	Low-Income Community	2011-2015
Texas	Hidalgo	48215024203	Low-Income Community	2011-2015
Texas	Hidalgo	48215024204	Low-Income Community	2011-2015
Texas	Hidalgo	48215024205	Low-Income Community	2011-2015
Texas	Hill	48217960100	Low-Income Community	2011-2015
Texas	Hill	48217960900	Low-Income Community	2011-2015
Texas	Hockley	48219950100	Low-Income Community	2011-2015
Texas	Hockley	48219950400	Low-Income Community	2011-2015
Texas	Hopkins	48223950600	Low-Income Community	2011-2015
Texas	Hopkins	48223950700	Low-Income Community	2011-2015
Texas	Hopkins	48223950800	Low-Income Community	2011-2015
Texas	Howard	48227950500	Low-Income Community	2011-2015
Texas	Hunt	48231960200	Low-Income Community	2011-2015
Texas	Hunt	48231960500	Low-Income Community	2011-2015
Texas	Hunt	48231960600	Low-Income Community	2011-2015
Texas	Hunt	48231960700	Low-Income Community	2011-2015
Texas	Hunt	48231960800	Low-Income Community	2011-2015
Texas	Hunt	48231961300	Low-Income Community	2011-2015
Texas	Hunt	48231961503	Low-Income Community	2011-2015
Texas	Hunt	48231961600	Low-Income Community	2011-2015
Texas	Jasper	48241950200	Low-Income Community	2011-2015
Texas	Jasper	48241950300	Low-Income Community	2011-2015
Texas	Jefferson	48245002500	Low-Income Community	2011-2015
Texas	Jefferson	48245005400	Low-Income Community	2011-2015
Texas	Jefferson	48245005900	Low-Income Community	2011-2015
Texas	Jefferson	48245006100	Low-Income Community	2011-2015
Texas	Jefferson	48245006300	Low-Income Community	2011-2015
Texas	Jefferson	48245010100	Low-Income Community	2011-2015
Texas	Jefferson	48245011700	Low-Income Community	2011-2015
Texas	Jefferson	48245011800	Low-Income Community	2011-2015
Texas	Jim Hogg	48247950200	Low-Income Community	2011-2015
Texas	Jim Hogg	48247950400	Low-Income Community	2011-2015
Texas	Johnson	48251130212	Low-Income Community	2011-2015
Texas	Johnson	48251130302	Low-Income Community	2011-2015
Texas	Jones	48253020400	Low-Income Community	2011-2015
Texas	Karnes	48255970200	Low-Income Community	2011-2015
Texas	Karnes	48255970300	Low-Income Community	2011-2015
Texas	Kaufman	48257050300	Low-Income Community	2011-2015
Texas	Kaufman	48257050400	Low-Income Community	2011-2015
Texas	Kaufman	48257050500	Low-Income Community	2011-2015
Texas	Kaufman	48257050704	Low-Income Community	2011-2015
Texas	Kaufman	48257051201	Low-Income Community	2011-2015
Texas	Kaufman	48257051300	Low-Income Community	2011-2015
Texas	Kerr	48265960500	Low-Income Community	2011-2015
Texas	Kerr	48265960800	Low-Income Community	2011-2015
Texas	Kleberg	48273020200	Low-Income Community	2011-2015

AMERICAN OVERSIGHT

Designated Qualified Opportunity Zones

This document was updated **June 14, 2018**, to reflect the final Qualified Opportunity Zone designations for all States.

Please note that the below list of designated tracts is not the official list. The official list will be published in the Internal Revenue Bulletin at a later date.

Click arrow to filter state State	County	Census Tract Number	Tract Type	ACS Data Source
Texas	Kleberg	48273020300	Low-Income Community	2011-2015
Texas	Lamar	48277000300	Low-Income Community	2011-2015
Texas	Lamar	48277000500	Low-Income Community	2011-2015
Texas	Lamar	48277000600	Low-Income Community	2011-2015
Texas	Lamar	48277000700	Low-Income Community	2011-2015
Texas	Lamar	48277000800	Low-Income Community	2011-2015
Texas	Lamb	48279950500	Low-Income Community	2011-2015
Texas	Lamb	48279950600	Low-Income Community	2011-2015
Texas	La Salle	48283950300	Low-Income Community	2011-2015
Texas	Lavaca	48285000600	Low-Income Community	2011-2015
Texas	Lee	48287000400	Low-Income Community	2011-2015
Texas	Liberty	48291700100	Low-Income Community	2011-2015
Texas	Liberty	48291700200	Low-Income Community	2011-2015
Texas	Liberty	48291700300	Low-Income Community	2011-2015
Texas	Liberty	48291700400	Low-Income Community	2011-2015
Texas	Liberty	48291700600	Low-Income Community	2011-2015
Texas	Liberty	48291701200	Low-Income Community	2011-2015
Texas	Liberty	48291701300	Low-Income Community	2011-2015
Texas	Limestone	48293970400	Low-Income Community	2011-2015
Texas	Limestone	48293970600	Low-Income Community	2011-2015
Texas	Llano	48299970200	Low-Income Community	2011-2015
Texas	Llano	48299970500	Low-Income Community	2011-2015
Texas	Llano	48299970600	Low-Income Community	2011-2015
Texas	Loving	48301950100	Low-Income Community	2011-2015
Texas	Lubbock	48303000100	Low-Income Community	2011-2015
Texas	Lubbock	48303000201	Low-Income Community	2011-2015
Texas	Lubbock	48303000301	Low-Income Community	2011-2015
Texas	Lubbock	48303000302	Low-Income Community	2011-2015
Texas	Lubbock	48303000700	Low-Income Community	2011-2015
Texas	Lubbock	48303000900	Low-Income Community	2011-2015
Texas	Lubbock	48303001000	Low-Income Community	2011-2015
Texas	Lubbock	48303010200	Low-Income Community	2011-2015
Texas	McLennan	48309000100	Low-Income Community	2011-2015
Texas	McLennan	48309001200	Low-Income Community	2011-2015
Texas	McLennan	48309001500	Low-Income Community	2011-2015
Texas	McLennan	48309003602	Low-Income Community	2011-2015
Texas	McLennan	48309004201	Low-Income Community	2011-2015
Texas	Madison	48313000100	Low-Income Community	2011-2015
Texas	Marion	48315950300	Low-Income Community	2011-2015
Texas	Matagorda	48321730201	Low-Income Community	2011-2015
Texas	Matagorda	48321730501	Low-Income Community	2011-2015
Texas	Matagorda	48321730600	Low-Income Community	2011-2015
Texas	Matagorda	48321730700	Low-Income Community	2011-2015
Texas	Maverick	48323950201	Low-Income Community	2011-2015
Texas	Maverick	48323950601	Low-Income Community	2011-2015
Texas	Medina	48325000402	Low-Income Community	2011-2015
Texas	Medina	48325000500	Low-Income Community	2011-2015
Texas	Milam	48331950402	Low-Income Community	2011-2015
Texas	Milam	48331950700	Low-Income Community	2011-2015
Texas	Montgomery	48339692200	Low-Income Community	2011-2015
Texas	Montgomery	48339692500	Low-Income Community	2011-2015
Texas	Montgomery	48339692601	Low-Income Community	2011-2015
Texas	Montgomery	48339692602	Low-Income Community	2011-2015

AMERICAN OVERSIGHT

Designated Qualified Opportunity Zones

This document was updated **June 14, 2018**, to reflect the final Qualified Opportunity Zone designations for all States.

Please note that the below list of designated tracts is not the official list. The official list will be published in the Internal Revenue Bulletin at a later date.

Click arrow to filter state State	County	Census Tract Number	Tract Type	ACS Data Source
Texas	Montgomery	48339692700	Low-Income Community	2011-2015
Texas	Montgomery	48339692802	Low-Income Community	2011-2015
Texas	Montgomery	48339693000	Low-Income Community	2011-2015
Texas	Montgomery	48339693400	Low-Income Community	2011-2015
Texas	Montgomery	48339693500	Low-Income Community	2011-2015
Texas	Montgomery	48339694000	Low-Income Community	2011-2015
Texas	Montgomery	48339694101	Low-Income Community	2011-2015
Texas	Morris	48343950100	Low-Income Community	2011-2015
Texas	Morris	48343950200	Low-Income Community	2011-2015
Texas	Morris	48343950300	Low-Income Community	2011-2015
Texas	Motley	48345950100	Low-Income Community	2011-2015
Texas	Nacogdoches	48347950301	Low-Income Community	2011-2015
Texas	Nacogdoches	48347950302	Low-Income Community	2011-2015
Texas	Nacogdoches	48347950700	Low-Income Community	2011-2015
Texas	Nacogdoches	48347950800	Low-Income Community	2011-2015
Texas	Nacogdoches	48347950900	Low-Income Community	2011-2015
Texas	Nacogdoches	48347951000	Low-Income Community	2011-2015
Texas	Navarro	48349970100	Low-Income Community	2011-2015
Texas	Navarro	48349970200	Low-Income Community	2011-2015
Texas	Navarro	48349970500	Low-Income Community	2011-2015
Texas	Navarro	48349970600	Low-Income Community	2011-2015
Texas	Navarro	48349970700	Low-Income Community	2011-2015
Texas	Navarro	48349970800	Low-Income Community	2011-2015
Texas	Navarro	48349970900	Low-Income Community	2011-2015
Texas	Newton	48351950200	Low-Income Community	2011-2015
Texas	Newton	48351950300	Low-Income Community	2011-2015
Texas	Nueces	48355001000	Low-Income Community	2011-2015
Texas	Nueces	48355001602	Low-Income Community	2011-2015
Texas	Nueces	48355002001	Low-Income Community	2011-2015
Texas	Nueces	48355002200	Low-Income Community	2011-2015
Texas	Nueces	48355002704	Low-Income Community	2011-2015
Texas	Nueces	48355002900	Low-Income Community	2011-2015
Texas	Nueces	48355005602	Low-Income Community	2011-2015
Texas	Nueces	48355006300	Low-Income Community	2011-2015
Texas	Nueces	48355006400	Low-Income Community	2011-2015
Texas	Orange	48361020200	Low-Income Community	2011-2015
Texas	Orange	48361020300	Low-Income Community	2011-2015
Texas	Orange	48361020500	Low-Income Community	2011-2015
Texas	Orange	48361020700	Low-Income Community	2011-2015
Texas	Orange	48361020900	Low-Income Community	2011-2015
Texas	Palo Pinto	48363000500	Low-Income Community	2011-2015
Texas	Palo Pinto	48363000600	Low-Income Community	2011-2015
Texas	Palo Pinto	48363000800	Low-Income Community	2011-2015
Texas	Polk	48373210101	Low-Income Community	2011-2015
Texas	Polk	48373210102	Low-Income Community	2011-2015
Texas	Polk	48373210203	Low-Income Community	2011-2015
Texas	Polk	48373210204	Low-Income Community	2011-2015
Texas	Polk	48373210301	Low-Income Community	2011-2015
Texas	Polk	48373210400	Low-Income Community	2011-2015
Texas	Potter	48375015400	Low-Income Community	2011-2015
Texas	Presidio	48377950200	Low-Income Community	2011-2015
Texas	Reeves	48389950100	Low-Income Community	2011-2015
Texas	Robertson	48395960200	Low-Income Community	2011-2015

AMERICAN OVERSIGHT

Designated Qualified Opportunity Zones

This document was updated **June 14, 2018**, to reflect the final Qualified Opportunity Zone designations for all States.

Please note that the below list of designated tracts is not the official list. The official list will be published in the Internal Revenue Bulletin at a later date.

Click arrow to filter state State	County	Census Tract Number	Tract Type	ACS Data Source
Texas	Rusk	48401950501	Low-Income Community	2011-2015
Texas	Rusk	48401950502	Low-Income Community	2011-2015
Texas	Rusk	48401951000	Low-Income Community	2011-2015
Texas	Sabine	48403950300	Low-Income Community	2011-2015
Texas	San Augustine	48405950100	Low-Income Community	2011-2015
Texas	San Augustine	48405950300	Low-Income Community	2011-2015
Texas	San Jacinto	48407200101	Low-Income Community	2011-2015
Texas	San Patricio	48409010800	Low-Income Community	2011-2015
Texas	San Saba	48411950100	Low-Income Community	2011-2015
Texas	Shelby	48419950100	Low-Income Community	2011-2015
Texas	Shelby	48419950200	Low-Income Community	2011-2015
Texas	Shelby	48419950300	Low-Income Community	2011-2015
Texas	Shelby	48419950400	Low-Income Community	2011-2015
Texas	Smith	48423000100	Low-Income Community	2011-2015
Texas	Smith	48423000201	Low-Income Community	2011-2015
Texas	Smith	48423000202	Low-Income Community	2011-2015
Texas	Smith	48423000400	Low-Income Community	2011-2015
Texas	Smith	48423000500	Low-Income Community	2011-2015
Texas	Smith	48423000900	Low-Income Community	2011-2015
Texas	Smith	48423001500	Low-Income Community	2011-2015
Texas	Smith	48423001601	Low-Income Community	2011-2015
Texas	Smith	48423001700	Low-Income Community	2011-2015
Texas	Smith	48423001801	Low-Income Community	2011-2015
Texas	Smith	48423001802	Low-Income Community	2011-2015
Texas	Smith	48423002101	Low-Income Community	2011-2015
Texas	Somervell	48425000200	Low-Income Community	2011-2015
Texas	Starr	48427950104	Low-Income Community	2011-2015
Texas	Starr	48427950105	Low-Income Community	2011-2015
Texas	Starr	48427950106	Low-Income Community	2011-2015
Texas	Starr	48427950107	Low-Income Community	2011-2015
Texas	Starr	48427950202	Low-Income Community	2011-2015
Texas	Starr	48427950204	Low-Income Community	2011-2015
Texas	Starr	48427950401	Low-Income Community	2011-2015
Texas	Starr	48427950402	Low-Income Community	2011-2015
Texas	Stephens	48429950300	Low-Income Community	2011-2015
Texas	Tarrant	48439100201	Low-Income Community	2011-2015
Texas	Tarrant	48439100202	Low-Income Community	2011-2015
Texas	Tarrant	48439100300	Low-Income Community	2011-2015
Texas	Tarrant	48439103800	Low-Income Community	2011-2015
Texas	Tarrant	48439106201	Low-Income Community	2011-2015
Texas	Tarrant	48439122900	Low-Income Community	2011-2015
Texas	Tarrant	48439123500	Low-Income Community	2011-2015
Texas	Taylor	48441011700	Low-Income Community	2011-2015
Texas	Taylor	48441013000	Low-Income Community	2011-2015
Texas	Terry	48445950400	Low-Income Community	2011-2015
Texas	Titus	48449950300	Low-Income Community	2011-2015
Texas	Tom Green	48451001702	Low-Income Community	2011-2015
Texas	Travis	48453001712	Low-Income Community	2011-2015
Texas	Travis	48453001804	Low-Income Community	2011-2015
Texas	Travis	48453001832	Low-Income Community	2011-2015
Texas	Travis	48453001842	Low-Income Community	2011-2015
Texas	Travis	48453002106	Low-Income Community	2011-2015
Texas	Travis	48453002109	Low-Income Community	2011-2015

AMERICAN OVERSIGHT

Designated Qualified Opportunity Zones

This document was updated **June 14, 2018**, to reflect the final Qualified Opportunity Zone designations for all States.

Please note that the below list of designated tracts is not the official list. The official list will be published in the Internal Revenue Bulletin at a later date.

Click arrow to filter state State	County	Census Tract Number	Tract Type	ACS Data Source
Texas	Travis	48453002111	Low-Income Community	2011-2015
Texas	Travis	48453002112	Low-Income Community	2011-2015
Texas	Travis	48453002209	Low-Income Community	2011-2015
Texas	Travis	48453002307	Low-Income Community	2011-2015
Texas	Travis	48453002312	Low-Income Community	2011-2015
Texas	Travis	48453002313	Low-Income Community	2011-2015
Texas	Travis	48453002319	Low-Income Community	2011-2015
Texas	Travis	48453002410	Low-Income Community	2011-2015
Texas	Travis	48453002411	Low-Income Community	2011-2015
Texas	Travis	48453002413	Low-Income Community	2011-2015
Texas	Travis	48453002427	Low-Income Community	2011-2015
Texas	Travis	48453002432	Low-Income Community	2011-2015
Texas	Travis	48453002433	Low-Income Community	2011-2015
Texas	Travis	48453002435	Low-Income Community	2011-2015
Texas	Travis	48453002436	Low-Income Community	2011-2015
Texas	Trinity	48455950200	Low-Income Community	2011-2015
Texas	Trinity	48455950400	Low-Income Community	2011-2015
Texas	Trinity	48455950500	Low-Income Community	2011-2015
Texas	Tyler	48457950200	Low-Income Community	2011-2015
Texas	Tyler	48457950300	Low-Income Community	2011-2015
Texas	Val Verde	48465950400	Low-Income Community	2011-2015
Texas	Van Zandt	48467950500	Low-Income Community	2011-2015
Texas	Victoria	48469000100	Low-Income Community	2011-2015
Texas	Victoria	48469000201	Low-Income Community	2011-2015
Texas	Victoria	48469000202	Low-Income Community	2011-2015
Texas	Victoria	48469000301	Low-Income Community	2011-2015
Texas	Victoria	48469000302	Low-Income Community	2011-2015
Texas	Victoria	48469000700	Low-Income Community	2011-2015
Texas	Victoria	48469001601	Low-Income Community	2011-2015
Texas	Walker	48471790102	Low-Income Community	2011-2015
Texas	Walker	48471790400	Low-Income Community	2011-2015
Texas	Walker	48471790500	Low-Income Community	2011-2015
Texas	Walker	48471790600	Low-Income Community	2011-2015
Texas	Waller	48473680200	Low-Income Community	2011-2015
Texas	Waller	48473680500	Low-Income Community	2011-2015
Texas	Washington	48477170100	Low-Income Community	2011-2015
Texas	Webb	48479000105	Low-Income Community	2011-2015
Texas	Webb	48479000106	Low-Income Community	2011-2015
Texas	Webb	48479001816	Low-Income Community	2011-2015
Texas	Webb	48479001818	Low-Income Community	2011-2015
Texas	Wharton	48481740200	Low-Income Community	2011-2015
Texas	Wharton	48481740300	Low-Income Community	2011-2015
Texas	Wharton	48481740500	Low-Income Community	2011-2015
Texas	Wharton	48481740700	Low-Income Community	2011-2015
Texas	Wharton	48481740800	Low-Income Community	2011-2015
Texas	Wharton	48481741000	Low-Income Community	2011-2015
Texas	Wichita	48485011200	Low-Income Community	2011-2015
Texas	Wichita	48485011300	Low-Income Community	2011-2015
Texas	Wichita	48485011500	Low-Income Community	2011-2015
Texas	Wilbarger	48487950500	Low-Income Community	2011-2015
Texas	Wilbarger	48487950700	Low-Income Community	2011-2015
Texas	Willacy	48489950300	Low-Income Community	2011-2015
Texas	Willacy	48489950400	Low-Income Community	2011-2015

AMERICAN OVERSIGHT

Designated Qualified Opportunity Zones

This document was updated **June 14, 2018**, to reflect the final Qualified Opportunity Zone designations for all States.

Please note that the below list of designated tracts is not the official list. The official list will be published in the Internal Revenue Bulletin at a later date.

Click arrow to filter state State	County	Census Tract Number	Tract Type	ACS Data Source
Texas	Willacy	48489950500	Low-Income Community	2011-2015
Texas	Willacy	48489950600	Low-Income Community	2011-2015
Texas	Willacy	48489950700	Low-Income Community	2011-2015
Texas	Williamson	48491020201	Low-Income Community	2011-2015
Texas	Williamson	48491020808	Low-Income Community	2011-2015
Texas	Williamson	48491021300	Low-Income Community	2011-2015
Texas	Williamson	48491021602	Low-Income Community	2011-2015
Texas	Wilson	48493000201	Low-Income Community	2011-2015
Texas	Wise	48497150200	Low-Income Community	2011-2015
Texas	Wood	48499950200	Low-Income Community	2011-2015
Texas	Wood	48499950400	Low-Income Community	2011-2015
Texas	Wood	48499950601	Low-Income Community	2011-2015
Texas	Wood	48499950700	Low-Income Community	2011-2015
Texas	Zapata	48505950400	Low-Income Community	2011-2015
Texas	Zavala	48507950100	Low-Income Community	2011-2015
Texas	Zavala	48507950200	Low-Income Community	2011-2015
Texas	Zavala	48507950302	Low-Income Community	2011-2015
Utah	Beaver	49001100100	Low-Income Community	2011-2015
Utah	Box Elder	49003960300	Low-Income Community	2011-2015
Utah	Box Elder	49003960601	Low-Income Community	2011-2015
Utah	Cache	49005000900	Low-Income Community	2011-2015
Utah	Cache	49005001002	Low-Income Community	2011-2015
Utah	Carbon	49007000600	Low-Income Community	2011-2015
Utah	Davis	49011125701	Low-Income Community	2011-2015
Utah	Davis	49011125702	Low-Income Community	2011-2015
Utah	Davis	49011126001	Low-Income Community	2011-2015
Utah	Duchesne	49013940300	Low-Income Community	2011-2015
Utah	Garfield	49017000300	Low-Income Community	2011-2015
Utah	Grand	49019000300	Low-Income Community	2011-2015
Utah	Iron	49021110300	Low-Income Community	2011-2015
Utah	Iron	49021110600	Low-Income Community	2011-2015
Utah	Millard	49027974300	Low-Income Community	2011-2015
Utah	Salt Lake	49035100600	Low-Income Community	2011-2015
Utah	Salt Lake	49035102500	Low-Income Community	2011-2015
Utah	Salt Lake	49035102600	Low-Income Community	2011-2015
Utah	Salt Lake	49035102702	Low-Income Community	2011-2015
Utah	Salt Lake	49035111500	Low-Income Community	2011-2015
Utah	Salt Lake	49035111600	Low-Income Community	2011-2015
Utah	Salt Lake	49035111802	Low-Income Community	2011-2015
Utah	Salt Lake	49035112403	Low-Income Community	2011-2015
Utah	Salt Lake	49035112907	Low-Income Community	2011-2015
Utah	Salt Lake	49035113305	Low-Income Community	2011-2015
Utah	Salt Lake	49035113513	Low-Income Community	2011-2015
Utah	Salt Lake	49035113802	Low-Income Community	2011-2015
Utah	Salt Lake	49035113906	Low-Income Community	2011-2015
Utah	Salt Lake	49035114000	Low-Income Community	2011-2015
Utah	Salt Lake	49035114500	Low-Income Community	2011-2015
Utah	San Juan	49037942100	Low-Income Community	2011-2015
Utah	Sanpete	49039972400	Low-Income Community	2011-2015
Utah	Sevier	49041975300	Low-Income Community	2011-2015
Utah	Tooele	49045130900	Low-Income Community	2011-2015
Utah	Utah	49049000400	Low-Income Community	2011-2015
Utah	Utah	49049002400	Low-Income Community	2011-2015

AMERICAN OVERSIGHT

Designated Qualified Opportunity Zones

This document was updated **June 14, 2018**, to reflect the final Qualified Opportunity Zone designations for all States.

Please note that the below list of designated tracts is not the official list. The official list will be published in the Internal Revenue Bulletin at a later date.

Click arrow to filter state State	County	Census Tract Number	Tract Type	ACS Data Source
Utah	Utah	49049002500	Low-Income Community	2011-2015
Utah	Utah	49049002801	Low-Income Community	2011-2015
Utah	Utah	49049002802	Low-Income Community	2011-2015
Utah	Washington	49053270300	Low-Income Community	2011-2015
Utah	Washington	49053271300	Low-Income Community	2011-2015
Utah	Weber	49057200400	Low-Income Community	2011-2015
Utah	Weber	49057200800	Low-Income Community	2011-2015
Utah	Weber	49057200900	Low-Income Community	2011-2015
Utah	Weber	49057201100	Low-Income Community	2011-2015
Utah	Weber	49057210800	Low-Income Community	2011-2015
Vermont	Addison	50001960300	Low-Income Community	2011-2015
Vermont	Bennington	50003970900	Low-Income Community	2011-2015
Vermont	Bennington	50003971200	Low-Income Community	2011-2015
Vermont	Caledonia	50005957200	Low-Income Community	2011-2015
Vermont	Caledonia	50005957400	Low-Income Community	2012-2016
Vermont	Caledonia	50005957500	Low-Income Community	2011-2015
Vermont	Chittenden	50007000500	Low-Income Community	2011-2015
Vermont	Chittenden	50007001000	Low-Income Community	2011-2015
Vermont	Chittenden	50007002400	Low-Income Community	2011-2015
Vermont	Chittenden	50007002500	Low-Income Community	2011-2015
Vermont	Chittenden	50007003600	Low-Income Community	2011-2015
Vermont	Franklin	50011010700	Low-Income Community	2011-2015
Vermont	Lamoille	50015953200	Low-Income Community	2011-2015
Vermont	Orange	50017959400	Non-LIC Contiguous	2011-2015
Vermont	Orleans	50019951400	Low-Income Community	2011-2015
Vermont	Orleans	50019951500	Low-Income Community	2011-2015
Vermont	Rutland	50021963100	Low-Income Community	2011-2015
Vermont	Rutland	50021963200	Low-Income Community	2011-2015
Vermont	Rutland	50021963300	Low-Income Community	2011-2015
Vermont	Washington	50023955200	Low-Income Community	2011-2015
Vermont	Windham	50025967000	Low-Income Community	2011-2015
Vermont	Windham	50025968500	Low-Income Community	2011-2015
Vermont	Windsor	50027965100	Low-Income Community	2011-2015
Vermont	Windsor	50027966600	Low-Income Community	2011-2015
Vermont	Windsor	50027966700	Non-LIC Contiguous	2011-2015
Virgin Islands	St. Croix	78010970200	Low-Income Community	2011-2015
Virgin Islands	St. Croix	78010970300	Low-Income Community	2011-2015
Virgin Islands	St. Croix	78010970800	Low-Income Community	2011-2015
Virgin Islands	St. Croix	78010970900	Low-Income Community	2011-2015
Virgin Islands	St. Croix	78010971000	Low-Income Community	2011-2015
Virgin Islands	St. Croix	78010971100	Low-Income Community	2011-2015
Virgin Islands	St. Croix	78010971200	Low-Income Community	2011-2015
Virgin Islands	St. Croix	78010971300	Low-Income Community	2011-2015
Virgin Islands	St. Croix	78010971400	Low-Income Community	2011-2015
Virgin Islands	St. Thomas	78030960800	Non-LIC Contiguous	2011-2015
Virgin Islands	St. Thomas	78030960900	Low-Income Community	2011-2015
Virgin Islands	St. Thomas	78030961000	Low-Income Community	2011-2015
Virgin Islands	St. Thomas	78030961100	Low-Income Community	2011-2015
Virgin Islands	St. Thomas	78030961200	Low-Income Community	2011-2015
Virginia	Accomack	51001090100	Low-Income Community	2012-2016
Virginia	Accomack	51001090200	Low-Income Community	2011-2015
Virginia	Albemarle	51003010700	Low-Income Community	2011-2015
Virginia	Albemarle	51003011302	Low-Income Community	2011-2015

AMERICAN OVERSIGHT

Designated Qualified Opportunity Zones

This document was updated **June 14, 2018**, to reflect the final Qualified Opportunity Zone designations for all States.

Please note that the below list of designated tracts is not the official list. The official list will be published in the Internal Revenue Bulletin at a later date.

Click arrow to filter state State	County	Census Tract Number	Tract Type	ACS Data Source
Virginia	Alleghany	51005080202	Low-Income Community	2011-2015
Virginia	Amherst	51009010502	Low-Income Community	2011-2015
Virginia	Appomattox	51011040100	Low-Income Community	2011-2015
Virginia	Arlington	51013102701	Low-Income Community	2011-2015
Virginia	Arlington	51013103100	Low-Income Community	2011-2015
Virginia	Augusta	51015071200	Low-Income Community	2011-2015
Virginia	Bedford	51019030605	Low-Income Community	2011-2015
Virginia	Bedford	51019050100	Low-Income Community	2011-2015
Virginia	Brunswick	51025930203	Low-Income Community	2011-2015
Virginia	Buchanan	51027010300	Low-Income Community	2011-2015
Virginia	Campbell	51031020500	Low-Income Community	2011-2015
Virginia	Campbell	51031020900	Low-Income Community	2011-2015
Virginia	Caroline	51033030100	Low-Income Community	2012-2016
Virginia	Carroll	51035080200	Low-Income Community	2011-2015
Virginia	Charlotte	51037930100	Low-Income Community	2011-2015
Virginia	Chesterfield	51041100107	Low-Income Community	2011-2015
Virginia	Chesterfield	51041100210	Low-Income Community	2011-2015
Virginia	Chesterfield	51041100407	Low-Income Community	2011-2015
Virginia	Chesterfield	51041100600	Low-Income Community	2011-2015
Virginia	Culpeper	51047930400	Low-Income Community	2011-2015
Virginia	Cumberland	51049930200	Low-Income Community	2011-2015
Virginia	Dickenson	51051040300	Low-Income Community	2011-2015
Virginia	Dinwiddie	51053840500	Low-Income Community	2011-2015
Virginia	Essex	51057950700	Low-Income Community	2011-2015
Virginia	Fairfax	51059415401	Low-Income Community	2011-2015
Virginia	Fairfax	51059421500	Low-Income Community	2011-2015
Virginia	Fairfax	51059421600	Low-Income Community	2011-2015
Virginia	Fairfax	51059421800	Low-Income Community	2011-2015
Virginia	Fairfax	51059451400	Low-Income Community	2011-2015
Virginia	Fairfax	51059451502	Low-Income Community	2011-2015
Virginia	Fairfax	51059452801	Low-Income Community	2011-2015
Virginia	Fairfax	51059481000	Low-Income Community	2011-2015
Virginia	Fairfax	51059482100	Low-Income Community	2011-2015
Virginia	Fauquier	51061930706	Low-Income Community	2011-2015
Virginia	Franklin	51067020500	Low-Income Community	2011-2015
Virginia	Frederick	51069051102	Low-Income Community	2011-2015
Virginia	Giles	51071930100	Low-Income Community	2011-2015
Virginia	Gloucester	51073100301	Low-Income Community	2012-2016
Virginia	Grayson	51077060201	Low-Income Community	2011-2015
Virginia	Greensville	51081880101	Low-Income Community	2011-2015
Virginia	Halifax	51083930301	Low-Income Community	2011-2015
Virginia	Halifax	51083930600	Low-Income Community	2011-2015
Virginia	Halifax	51083930800	Low-Income Community	2011-2015
Virginia	Henrico	51087200105	Low-Income Community	2011-2015
Virginia	Henrico	51087200106	Non-LIC Contiguous	2011-2015
Virginia	Henrico	51087200303	Low-Income Community	2011-2015
Virginia	Henrico	51087200501	Low-Income Community	2011-2015
Virginia	Henrico	51087200805	Low-Income Community	2011-2015
Virginia	Henrico	51087201501	Low-Income Community	2011-2015
Virginia	Henrico	51087201502	Non-LIC Contiguous	2011-2015
Virginia	Henry	51089010100	Low-Income Community	2011-2015
Virginia	Henry	51089010300	Low-Income Community	2011-2015
Virginia	Henry	51089010602	Low-Income Community	2011-2015

AMERICAN OVERSIGHT

Designated Qualified Opportunity Zones

This document was updated **June 14, 2018**, to reflect the final Qualified Opportunity Zone designations for all States.

Please note that the below list of designated tracts is not the official list. The official list will be published in the Internal Revenue Bulletin at a later date.

Click arrow to filter state State	County	Census Tract Number	Tract Type	ACS Data Source
Virginia	Henry	51089010700	Low-Income Community	2011-2015
Virginia	Henry	51089010800	Low-Income Community	2011-2015
Virginia	James City	51095080102	Low-Income Community	2011-2015
Virginia	King and Queen	51097950500	Low-Income Community	2011-2015
Virginia	Lancaster	51103030200	Low-Income Community	2012-2016
Virginia	Lee	51105950500	Low-Income Community	2011-2015
Virginia	Loudoun	51107611501	Low-Income Community	2011-2015
Virginia	Loudoun	51107611700	Low-Income Community	2011-2015
Virginia	Mecklenburg	51117930101	Low-Income Community	2011-2015
Virginia	Mecklenburg	51117930200	Low-Income Community	2011-2015
Virginia	Montgomery	51121020700	Low-Income Community	2011-2015
Virginia	Montgomery	51121020900	Low-Income Community	2011-2015
Virginia	Northampton	51131930300	Low-Income Community	2011-2015
Virginia	Orange	51137110200	Low-Income Community	2011-2015
Virginia	Page	51139030100	Low-Income Community	2011-2015
Virginia	Pittsylvania	51143010200	Low-Income Community	2011-2015
Virginia	Pittsylvania	51143011100	Low-Income Community	2011-2015
Virginia	Pittsylvania	51143011400	Low-Income Community	2011-2015
Virginia	Prince Edward	51147930201	Low-Income Community	2011-2015
Virginia	Prince George	51149850200	Low-Income Community	2011-2015
Virginia	Prince William	51153900201	Low-Income Community	2011-2015
Virginia	Prince William	51153900203	Low-Income Community	2011-2015
Virginia	Prince William	51153900300	Low-Income Community	2011-2015
Virginia	Prince William	51153900600	Low-Income Community	2011-2015
Virginia	Prince William	51153901008	Low-Income Community	2012-2016
Virginia	Prince William	51153901900	Low-Income Community	2011-2015
Virginia	Pulaski	51155210300	Low-Income Community	2011-2015
Virginia	Richmond	51159040100	Low-Income Community	2011-2015
Virginia	Roanoke	51161030201	Non-LIC Contiguous	2011-2015
Virginia	Rockingham	51165010500	Low-Income Community	2011-2015
Virginia	Rockingham	51165011700	Low-Income Community	2011-2015
Virginia	Russell	51167030401	Low-Income Community	2011-2015
Virginia	Scott	51169030600	Low-Income Community	2011-2015
Virginia	Shenandoah	51171040700	Low-Income Community	2011-2015
Virginia	Smyth	51173030301	Low-Income Community	2011-2015
Virginia	Smyth	51173030701	Low-Income Community	2011-2015
Virginia	Spotsylvania	51177020202	Low-Income Community	2011-2015
Virginia	Spotsylvania	51177020304	Low-Income Community	2011-2015
Virginia	Spotsylvania	51177020305	Low-Income Community	2011-2015
Virginia	Sussex	51183870300	Low-Income Community	2011-2015
Virginia	Tazewell	51185020200	Low-Income Community	2011-2015
Virginia	Tazewell	51185020600	Low-Income Community	2011-2015
Virginia	Warren	51187020601	Low-Income Community	2011-2015
Virginia	Washington	51191010100	Low-Income Community	2011-2015
Virginia	Wise	51195930900	Low-Income Community	2011-2015
Virginia	Wise	51195931300	Low-Income Community	2011-2015
Virginia	Wise	51195931400	Non-LIC Contiguous	2011-2015
Virginia	Wise	51195931700	Low-Income Community	2011-2015
Virginia	Wythe	51197050100	Low-Income Community	2011-2015
Virginia	Alexandria	51510200102	Low-Income Community	2011-2015
Virginia	Alexandria	51510200104	Low-Income Community	2011-2015
Virginia	Alexandria	51510200303	Low-Income Community	2011-2015
Virginia	Alexandria	51510201203	Low-Income Community	2011-2015

AMERICAN OVERSIGHT

Designated Qualified Opportunity Zones

This document was updated **June 14, 2018**, to reflect the final Qualified Opportunity Zone designations for all States.

Please note that the below list of designated tracts is not the official list. The official list will be published in the Internal Revenue Bulletin at a later date.

Click arrow to filter state State	County	Census Tract Number	Tract Type	ACS Data Source
Virginia	Bristol	51520020100	Low-Income Community	2011-2015
Virginia	Bristol	51520020400	Low-Income Community	2011-2015
Virginia	Buena Vista	51530930600	Low-Income Community	2011-2015
Virginia	Charlottesville	51540000401	Low-Income Community	2011-2015
Virginia	Charlottesville	51540000501	Low-Income Community	2011-2015
Virginia	Chesapeake	51550020300	Low-Income Community	2011-2015
Virginia	Chesapeake	51550020500	Low-Income Community	2011-2015
Virginia	Chesapeake	51550021403	Low-Income Community	2011-2015
Virginia	Covington	51580060200	Low-Income Community	2011-2015
Virginia	Danville	51590000300	Low-Income Community	2011-2015
Virginia	Danville	51590000400	Low-Income Community	2011-2015
Virginia	Danville	51590000500	Low-Income Community	2011-2015
Virginia	Danville	51590000600	Low-Income Community	2011-2015
Virginia	Emporia	51595890100	Low-Income Community	2011-2015
Virginia	Franklin	51620090200	Low-Income Community	2011-2015
Virginia	Fredericksburg	51630000200	Low-Income Community	2011-2015
Virginia	Fredericksburg	51630000500	Low-Income Community	2011-2015
Virginia	Galax	51640070101	Low-Income Community	2011-2015
Virginia	Galax	51640070102	Low-Income Community	2011-2015
Virginia	Hampton	51650010313	Low-Income Community	2011-2015
Virginia	Hampton	51650010314	Low-Income Community	2011-2015
Virginia	Hampton	51650010502	Low-Income Community	2011-2015
Virginia	Hampton	51650010601	Low-Income Community	2011-2015
Virginia	Harrisonburg	51660000101	Low-Income Community	2011-2015
Virginia	Harrisonburg	51660000302	Low-Income Community	2011-2015
Virginia	Hopewell	51670820300	Low-Income Community	2011-2015
Virginia	Hopewell	51670820600	Low-Income Community	2011-2015
Virginia	Lexington	51678930500	Low-Income Community	2011-2015
Virginia	Lynchburg	51680000500	Low-Income Community	2011-2015
Virginia	Lynchburg	51680000600	Low-Income Community	2011-2015
Virginia	Lynchburg	51680001400	Low-Income Community	2011-2015
Virginia	Lynchburg	51680001600	Low-Income Community	2011-2015
Virginia	Manassas	51683910201	Low-Income Community	2011-2015
Virginia	Martinsville	51690000100	Low-Income Community	2011-2015
Virginia	Martinsville	51690000200	Low-Income Community	2011-2015
Virginia	Newport News	51700030100	Low-Income Community	2011-2015
Virginia	Newport News	51700030400	Low-Income Community	2011-2015
Virginia	Newport News	51700030800	Low-Income Community	2011-2015
Virginia	Newport News	51700032113	Low-Income Community	2011-2015
Virginia	Newport News	51700032128	Low-Income Community	2011-2015
Virginia	Newport News	51700032225	Low-Income Community	2011-2015
Virginia	Newport News	51700032400	Low-Income Community	2011-2015
Virginia	Norfolk	51710001100	Low-Income Community	2011-2015
Virginia	Norfolk	51710002500	Low-Income Community	2011-2015
Virginia	Norfolk	51710002600	Low-Income Community	2011-2015
Virginia	Norfolk	51710002700	Low-Income Community	2011-2015
Virginia	Norfolk	51710002900	Low-Income Community	2011-2015
Virginia	Norfolk	51710003501	Low-Income Community	2011-2015
Virginia	Norfolk	51710004100	Low-Income Community	2011-2015
Virginia	Norfolk	51710004200	Low-Income Community	2011-2015
Virginia	Norfolk	51710004700	Low-Income Community	2011-2015
Virginia	Norfolk	51710004800	Low-Income Community	2011-2015
Virginia	Norfolk	51710005000	Low-Income Community	2011-2015

AMERICAN OVERSIGHT

Designated Qualified Opportunity Zones

This document was updated **June 14, 2018**, to reflect the final Qualified Opportunity Zone designations for all States.

Please note that the below list of designated tracts is not the official list. The official list will be published in the Internal Revenue Bulletin at a later date.

Click arrow to filter state State	County	Census Tract Number	Tract Type	ACS Data Source
Virginia	Norfolk	51710005701	Low-Income Community	2011-2015
Virginia	Norfolk	51710006502	Low-Income Community	2011-2015
Virginia	Norfolk	51710006800	Low-Income Community	2011-2015
Virginia	Norfolk	51710006901	Low-Income Community	2011-2015
Virginia	Norfolk	51710007001	Low-Income Community	2011-2015
Virginia	Norton	51720960100	Low-Income Community	2011-2015
Virginia	Petersburg	51730810100	Low-Income Community	2011-2015
Virginia	Petersburg	51730811200	Low-Income Community	2011-2015
Virginia	Petersburg	51730811300	Low-Income Community	2011-2015
Virginia	Portsmouth	51740210200	Low-Income Community	2011-2015
Virginia	Portsmouth	51740210500	Low-Income Community	2011-2015
Virginia	Portsmouth	51740211400	Low-Income Community	2011-2015
Virginia	Portsmouth	51740211700	Low-Income Community	2011-2015
Virginia	Portsmouth	51740211800	Low-Income Community	2011-2015
Virginia	Portsmouth	51740211900	Low-Income Community	2011-2015
Virginia	Portsmouth	51740212000	Low-Income Community	2011-2015
Virginia	Portsmouth	51740212100	Low-Income Community	2011-2015
Virginia	Radford	51750010102	Low-Income Community	2011-2015
Virginia	Radford	51750010200	Low-Income Community	2011-2015
Virginia	Richmond	51760020200	Low-Income Community	2011-2015
Virginia	Richmond	51760020300	Low-Income Community	2011-2015
Virginia	Richmond	51760020500	Low-Income Community	2011-2015
Virginia	Richmond	51760021100	Low-Income Community	2011-2015
Virginia	Richmond	51760030200	Low-Income Community	2011-2015
Virginia	Richmond	51760040200	Low-Income Community	2011-2015
Virginia	Richmond	51760060200	Low-Income Community	2011-2015
Virginia	Richmond	51760060700	Low-Income Community	2011-2015
Virginia	Richmond	51760060800	Low-Income Community	2011-2015
Virginia	Richmond	51760060900	Low-Income Community	2011-2015
Virginia	Richmond	51760061000	Low-Income Community	2011-2015
Virginia	Roanoke	51770000601	Low-Income Community	2011-2015
Virginia	Roanoke	51770000602	Low-Income Community	2011-2015
Virginia	Roanoke	51770001100	Non-LIC Contiguous	2011-2015
Virginia	Roanoke	51770001200	Low-Income Community	2011-2015
Virginia	Salem	51775010100	Low-Income Community	2011-2015
Virginia	Staunton	51790000200	Low-Income Community	2011-2015
Virginia	Staunton	51790000300	Low-Income Community	2012-2016
Virginia	Suffolk	51800065400	Low-Income Community	2011-2015
Virginia	Virginia Beach	51810040200	Low-Income Community	2011-2015
Virginia	Virginia Beach	51810041002	Low-Income Community	2011-2015
Virginia	Virginia Beach	51810044200	Low-Income Community	2011-2015
Virginia	Virginia Beach	51810044805	Low-Income Community	2011-2015
Virginia	Virginia Beach	51810044806	Low-Income Community	2011-2015
Virginia	Virginia Beach	51810045407	Low-Income Community	2011-2015
Virginia	Virginia Beach	51810045408	Low-Income Community	2011-2015
Virginia	Virginia Beach	51810045604	Low-Income Community	2011-2015
Virginia	Waynesboro	51820003200	Low-Income Community	2011-2015
Virginia	Williamsburg	51830370200	Low-Income Community	2011-2015
Virginia	Winchester	51840000100	Low-Income Community	2011-2015
Washington	Adams	53001950200	Low-Income Community	2011-2015
Washington	Asotin	53003960300	Low-Income Community	2011-2015
Washington	Benton	53005010901	Low-Income Community	2011-2015
Washington	Benton	53005011300	Low-Income Community	2011-2015

AMERICAN OVERSIGHT

Designated Qualified Opportunity Zones

This document was updated **June 14, 2018**, to reflect the final Qualified Opportunity Zone designations for all States.

Please note that the below list of designated tracts is not the official list. The official list will be published in the Internal Revenue Bulletin at a later date.

Click arrow to filter state State	County	Census Tract Number	Tract Type	ACS Data Source
Washington	Chelan	53007961000	Low-Income Community	2011-2015
Washington	Chelan	53007961100	Low-Income Community	2011-2015
Washington	Chelan	53007961200	Non-LIC Contiguous	2011-2015
Washington	Clallam	53009000200	Low-Income Community	2011-2015
Washington	Clallam	53009000300	Low-Income Community	2011-2015
Washington	Clallam	53009000400	Low-Income Community	2011-2015
Washington	Clallam	53009000700	Low-Income Community	2011-2015
Washington	Clallam	53009000800	Low-Income Community	2011-2015
Washington	Clallam	53009000900	Low-Income Community	2011-2015
Washington	Clallam	53009001500	Non-LIC Contiguous	2011-2015
Washington	Clallam	53009002100	Low-Income Community	2011-2015
Washington	Clallam	53009002300	Non-LIC Contiguous	2011-2015
Washington	Clallam	53009940000	Low-Income Community	2011-2015
Washington	Clark	53011040507	Low-Income Community	2011-2015
Washington	Clark	53011040509	Low-Income Community	2011-2015
Washington	Clark	53011041009	Low-Income Community	2011-2015
Washington	Clark	53011041600	Low-Income Community	2011-2015
Washington	Clark	53011042400	Low-Income Community	2011-2015
Washington	Clark	53011042500	Non-LIC Contiguous	2011-2015
Washington	Clark	53011042600	Low-Income Community	2011-2015
Washington	Columbia	53013960200	Low-Income Community	2011-2015
Washington	Cowlitz	53015000300	Low-Income Community	2011-2015
Washington	Cowlitz	53015001100	Low-Income Community	2011-2015
Washington	Douglas	53017950300	Low-Income Community	2011-2015
Washington	Ferry	53019940000	Low-Income Community	2011-2015
Washington	Ferry	53019970100	Low-Income Community	2011-2015
Washington	Ferry	53019970200	Low-Income Community	2011-2015
Washington	Franklin	53021020100	Low-Income Community	2011-2015
Washington	Garfield	53023970300	Low-Income Community	2011-2015
Washington	Grant	53025010800	Low-Income Community	2011-2015
Washington	Grays Harbor	53027000200	Low-Income Community	2011-2015
Washington	Grays Harbor	53027001000	Low-Income Community	2011-2015
Washington	Grays Harbor	53027001500	Low-Income Community	2011-2015
Washington	Island	53029970700	Low-Income Community	2011-2015
Washington	Jefferson	53031950202	Low-Income Community	2011-2015
Washington	Jefferson	53031950400	Low-Income Community	2011-2015
Washington	Jefferson	53031950601	Non-LIC Contiguous	2011-2015
Washington	Jefferson	53031950702	Low-Income Community	2011-2015
Washington	King	53033008600	Low-Income Community	2011-2015
Washington	King	53033008700	Low-Income Community	2011-2015
Washington	King	53033009000	Low-Income Community	2011-2015
Washington	King	53033009100	Low-Income Community	2011-2015
Washington	King	53033009200	Low-Income Community	2011-2015
Washington	King	53033009300	Low-Income Community	2011-2015
Washington	King	53033009400	Low-Income Community	2011-2015
Washington	King	53033011001	Low-Income Community	2011-2015
Washington	King	53033011101	Low-Income Community	2011-2015
Washington	King	53033011800	Low-Income Community	2011-2015
Washington	King	53033026100	Low-Income Community	2011-2015
Washington	King	53033026801	Low-Income Community	2011-2015
Washington	King	53033026802	Low-Income Community	2011-2015
Washington	King	53033027200	Low-Income Community	2011-2015
Washington	King	53033027300	Low-Income Community	2011-2015

AMERICAN OVERSIGHT

Designated Qualified Opportunity Zones

This document was updated **June 14, 2018**, to reflect the final Qualified Opportunity Zone designations for all States.

Please note that the below list of designated tracts is not the official list. The official list will be published in the Internal Revenue Bulletin at a later date.

Click arrow to filter state State	County	Census Tract Number	Tract Type	ACS Data Source
Washington	King	53033027900	Low-Income Community	2011-2015
Washington	King	53033028000	Low-Income Community	2011-2015
Washington	King	53033028100	Low-Income Community	2011-2015
Washington	King	53033028200	Low-Income Community	2011-2015
Washington	King	53033028402	Low-Income Community	2011-2015
Washington	King	53033028403	Low-Income Community	2011-2015
Washington	King	53033028802	Low-Income Community	2011-2015
Washington	King	53033030006	Low-Income Community	2011-2015
Washington	Kitsap	53035080500	Low-Income Community	2011-2015
Washington	Kitsap	53035092200	Low-Income Community	2011-2015
Washington	Kitsap	53035092300	Low-Income Community	2011-2015
Washington	Kittitas	53037975500	Low-Income Community	2011-2015
Washington	Kittitas	53037975600	Low-Income Community	2011-2015
Washington	Klickitat	53039950100	Low-Income Community	2011-2015
Washington	Klickitat	53039950200	Low-Income Community	2011-2015
Washington	Lewis	53041971000	Low-Income Community	2011-2015
Washington	Lewis	53041971100	Non-LIC Contiguous	2011-2015
Washington	Lincoln	53043960400	Low-Income Community	2011-2015
Washington	Mason	53045960600	Low-Income Community	2011-2015
Washington	Mason	53045961300	Low-Income Community	2011-2015
Washington	Okanogan	53047940100	Low-Income Community	2011-2015
Washington	Okanogan	53047940200	Low-Income Community	2011-2015
Washington	Okanogan	53047970400	Low-Income Community	2011-2015
Washington	Okanogan	53047970800	Low-Income Community	2011-2015
Washington	Pacific	53049950200	Low-Income Community	2011-2015
Washington	Pacific	53049950300	Low-Income Community	2011-2015
Washington	Pacific	53049950800	Low-Income Community	2011-2015
Washington	Pend Oreille	53051970200	Low-Income Community	2011-2015
Washington	Pend Oreille	53051970500	Low-Income Community	2011-2015
Washington	Pierce	53053061400	Low-Income Community	2011-2015
Washington	Pierce	53053061601	Low-Income Community	2011-2015
Washington	Pierce	53053061602	Low-Income Community	2011-2015
Washington	Pierce	53053062400	Low-Income Community	2011-2015
Washington	Pierce	53053062600	Low-Income Community	2011-2015
Washington	Pierce	53053071408	Low-Income Community	2011-2015
Washington	Pierce	53053071409	Low-Income Community	2011-2015
Washington	Pierce	53053071503	Low-Income Community	2011-2015
Washington	Pierce	53053071805	Low-Income Community	2011-2015
Washington	Pierce	53053071806	Low-Income Community	2011-2015
Washington	Pierce	53053072000	Low-Income Community	2011-2015
Washington	Pierce	53053940007	Low-Income Community	2011-2015
Washington	Skagit	53057940500	Low-Income Community	2011-2015
Washington	Skagit	53057951500	Low-Income Community	2011-2015
Washington	Skagit	53057952200	Low-Income Community	2011-2015
Washington	Skagit	53057952401	Low-Income Community	2011-2015
Washington	Skagit	53057952500	Non-LIC Contiguous	2011-2015
Washington	Skamania	53059950300	Low-Income Community	2011-2015
Washington	Skamania	53059950400	Low-Income Community	2011-2015
Washington	Skamania	53059950500	Low-Income Community	2011-2015
Washington	Snohomish	53061040200	Low-Income Community	2011-2015
Washington	Snohomish	53061040700	Low-Income Community	2011-2015
Washington	Snohomish	53061041901	Low-Income Community	2011-2015
Washington	Snohomish	53061051400	Low-Income Community	2011-2015

AMERICAN OVERSIGHT

Designated Qualified Opportunity Zones

This document was updated **June 14, 2018**, to reflect the final Qualified Opportunity Zone designations for all States.

Please note that the below list of designated tracts is not the official list. The official list will be published in the Internal Revenue Bulletin at a later date.

Click arrow to filter state State	County	Census Tract Number	Tract Type	ACS Data Source
Washington	Snohomish	53061052803	Low-Income Community	2011-2015
Washington	Snohomish	53061053509	Low-Income Community	2011-2015
Washington	Snohomish	53061053700	Low-Income Community	2011-2015
Washington	Spokane	53063000200	Low-Income Community	2011-2015
Washington	Spokane	53063001600	Low-Income Community	2011-2015
Washington	Spokane	53063002300	Low-Income Community	2011-2015
Washington	Spokane	53063002400	Low-Income Community	2011-2015
Washington	Spokane	53063003100	Low-Income Community	2011-2015
Washington	Spokane	53063003200	Low-Income Community	2011-2015
Washington	Spokane	53063003500	Low-Income Community	2011-2015
Washington	Spokane	53063004000	Low-Income Community	2011-2015
Washington	Spokane	53063010401	Low-Income Community	2011-2015
Washington	Spokane	53063014400	Low-Income Community	2011-2015
Washington	Spokane	53063014500	Low-Income Community	2011-2015
Washington	Stevens	53065941000	Low-Income Community	2011-2015
Washington	Stevens	53065950800	Low-Income Community	2011-2015
Washington	Thurston	53067010100	Low-Income Community	2011-2015
Washington	Thurston	53067011200	Low-Income Community	2011-2015
Washington	Thurston	53067012320	Low-Income Community	2011-2015
Washington	Thurston	53067012720	Low-Income Community	2011-2015
Washington	Walla Walla	53071920300	Low-Income Community	2011-2015
Washington	Walla Walla	53071920500	Low-Income Community	2011-2015
Washington	Whatcom	53073000600	Low-Income Community	2011-2015
Washington	Whatcom	53073001000	Low-Income Community	2011-2015
Washington	Whatcom	53073940000	Low-Income Community	2011-2015
Washington	Yakima	53077000100	Low-Income Community	2011-2015
Washington	Yakima	53077000200	Low-Income Community	2011-2015
Washington	Yakima	53077001300	Low-Income Community	2011-2015
Washington	Yakima	53077001501	Low-Income Community	2011-2015
West Virginia	Berkeley	54003971500	Low-Income Community	2011-2015
West Virginia	Berkeley	54003971600	Low-Income Community	2011-2015
West Virginia	Berkeley	54003971700	Low-Income Community	2011-2015
West Virginia	Boone	54005958300	Low-Income Community	2011-2015
West Virginia	Cabell	54011000600	Low-Income Community	2011-2015
West Virginia	Cabell	54011010900	Low-Income Community	2011-2015
West Virginia	Greenbrier	54025950100	Low-Income Community	2011-2015
West Virginia	Greenbrier	54025950700	Low-Income Community	2011-2015
West Virginia	Hampshire	54027968200	Low-Income Community	2011-2015
West Virginia	Hancock	54029021300	Low-Income Community	2011-2015
West Virginia	Harrison	54033030100	Low-Income Community	2011-2015
West Virginia	Jackson	54035963300	Low-Income Community	2011-2015
West Virginia	Jackson	54035963400	Non-LIC Contiguous	2011-2015
West Virginia	Jefferson	54037972300	Low-Income Community	2011-2015
West Virginia	Jefferson	54037972401	Low-Income Community	2011-2015
West Virginia	Jefferson	54037972402	Low-Income Community	2011-2015
West Virginia	Jefferson	54037972505	Low-Income Community	2011-2015
West Virginia	Jefferson	54037972506	Low-Income Community	2011-2015
West Virginia	Jefferson	54037972800	Low-Income Community	2011-2015
West Virginia	Kanawha	54039000800	Low-Income Community	2011-2015
West Virginia	Kanawha	54039000900	Low-Income Community	2011-2015
West Virginia	Kanawha	54039001200	Low-Income Community	2011-2015
West Virginia	Kanawha	54039001700	Low-Income Community	2011-2015
West Virginia	Kanawha	54039013000	Low-Income Community	2011-2015

AMERICAN OVERSIGHT

Designated Qualified Opportunity Zones

This document was updated **June 14, 2018**, to reflect the final Qualified Opportunity Zone designations for all States.

Please note that the below list of designated tracts is not the official list. The official list will be published in the Internal Revenue Bulletin at a later date.

Click arrow to filter state State	County	Census Tract Number	Tract Type	ACS Data Source
West Virginia	Kanawha	54039013100	Low-Income Community	2011-2015
West Virginia	Marion	54049020100	Low-Income Community	2011-2015
West Virginia	Marion	54049020700	Low-Income Community	2011-2015
West Virginia	Marshall	54051020200	Low-Income Community	2011-2015
West Virginia	Mason	54053955102	Low-Income Community	2011-2015
West Virginia	Mercer	54055001300	Low-Income Community	2011-2015
West Virginia	Mercer	54055002300	Low-Income Community	2011-2015
West Virginia	Mercer	54055002400	Low-Income Community	2011-2015
West Virginia	Mingo	54059957400	Low-Income Community	2011-2015
West Virginia	Mingo	54059957700	Low-Income Community	2011-2015
West Virginia	Monongalia	54061010102	Low-Income Community	2011-2015
West Virginia	Monongalia	54061010201	Low-Income Community	2011-2015
West Virginia	Monongalia	54061010600	Low-Income Community	2011-2015
West Virginia	Monroe	54063950200	Low-Income Community	2011-2015
West Virginia	Morgan	54065970800	Low-Income Community	2011-2015
West Virginia	Nicholas	54067950100	Non-LIC Contiguous	2011-2015
West Virginia	Nicholas	54067950200	Low-Income Community	2011-2015
West Virginia	Ohio	54069002700	Low-Income Community	2011-2015
West Virginia	Raleigh	54081000200	Low-Income Community	2011-2015
West Virginia	Raleigh	54081000400	Low-Income Community	2011-2015
West Virginia	Randolph	54083966100	Low-Income Community	2011-2015
West Virginia	Summers	54089000700	Low-Income Community	2011-2015
West Virginia	Taylor	54091964600	Low-Income Community	2011-2015
West Virginia	Tyler	54095961800	Low-Income Community	2011-2015
West Virginia	Upshur	54097966700	Low-Income Community	2011-2015
West Virginia	Upshur	54097966800	Low-Income Community	2011-2015
West Virginia	Wayne	54099005200	Low-Income Community	2011-2015
West Virginia	Wetzel	54103030400	Low-Income Community	2011-2015
West Virginia	Wood	54107000701	Low-Income Community	2011-2015
West Virginia	Wood	54107011000	Non-LIC Contiguous	2011-2015
West Virginia	Wyoming	54109003100	Low-Income Community	2011-2015
Wisconsin	Ashland	55003950300	Low-Income Community	2011-2015
Wisconsin	Barron	55005000500	Low-Income Community	2011-2015
Wisconsin	Barron	55005000600	Low-Income Community	2011-2015
Wisconsin	Brown	55009000100	Low-Income Community	2011-2015
Wisconsin	Brown	55009000800	Low-Income Community	2011-2015
Wisconsin	Brown	55009001702	Low-Income Community	2011-2015
Wisconsin	Brown	55009021303	Low-Income Community	2011-2015
Wisconsin	Chippewa	55017010500	Low-Income Community	2011-2015
Wisconsin	Columbia	55021970400	Low-Income Community	2011-2015
Wisconsin	Crawford	55023960500	Low-Income Community	2011-2015
Wisconsin	Dane	55025000407	Low-Income Community	2011-2015
Wisconsin	Dane	55025000408	Low-Income Community	2011-2015
Wisconsin	Dane	55025000600	Low-Income Community	2011-2015
Wisconsin	Dane	55025001401	Low-Income Community	2011-2015
Wisconsin	Dane	55025001402	Low-Income Community	2011-2015
Wisconsin	Dane	55025001502	Low-Income Community	2011-2015
Wisconsin	Dane	55025001804	Low-Income Community	2011-2015
Wisconsin	Dane	55025002100	Low-Income Community	2011-2015
Wisconsin	Dane	55025002402	Low-Income Community	2011-2015
Wisconsin	Dane	55025002500	Low-Income Community	2011-2015
Wisconsin	Dane	55025011505	Low-Income Community	2011-2015
Wisconsin	Dodge	55027960900	Low-Income Community	2011-2015

AMERICAN OVERSIGHT

Designated Qualified Opportunity Zones

This document was updated **June 14, 2018**, to reflect the final Qualified Opportunity Zone designations for all States.

Please note that the below list of designated tracts is not the official list. The official list will be published in the Internal Revenue Bulletin at a later date.

Click arrow to filter state State	County	Census Tract Number	Tract Type	ACS Data Source
Wisconsin	Douglas	55031020300	Low-Income Community	2011-2015
Wisconsin	Douglas	55031021100	Low-Income Community	2011-2015
Wisconsin	Dunn	55033970800	Low-Income Community	2011-2015
Wisconsin	Eau Claire	55035000600	Low-Income Community	2011-2015
Wisconsin	Eau Claire	55035001101	Low-Income Community	2011-2015
Wisconsin	Eau Claire	55035001200	Low-Income Community	2011-2015
Wisconsin	Fond du Lac	55039040500	Low-Income Community	2011-2015
Wisconsin	Grant	55043960900	Low-Income Community	2011-2015
Wisconsin	Green	55045960500	Low-Income Community	2011-2015
Wisconsin	Green Lake	55047100100	Low-Income Community	2011-2015
Wisconsin	Jefferson	55055100200	Low-Income Community	2011-2015
Wisconsin	Jefferson	55055101100	Low-Income Community	2011-2015
Wisconsin	Kenosha	55059000700	Low-Income Community	2011-2015
Wisconsin	Kenosha	55059001000	Low-Income Community	2011-2015
Wisconsin	Kenosha	55059001200	Low-Income Community	2011-2015
Wisconsin	La Crosse	55063000200	Low-Income Community	2011-2015
Wisconsin	La Crosse	55063000400	Low-Income Community	2011-2015
Wisconsin	Langlade	55067960600	Low-Income Community	2011-2015
Wisconsin	Lincoln	55069960800	Low-Income Community	2011-2015
Wisconsin	Manitowoc	55071000800	Low-Income Community	2011-2015
Wisconsin	Manitowoc	55071005400	Low-Income Community	2011-2015
Wisconsin	Marathon	55073000100	Low-Income Community	2011-2015
Wisconsin	Marathon	55073000500	Low-Income Community	2011-2015
Wisconsin	Marinette	55075960800	Low-Income Community	2011-2015
Wisconsin	Marinette	55075961400	Low-Income Community	2011-2015
Wisconsin	Milwaukee	55079000101	Low-Income Community	2011-2015
Wisconsin	Milwaukee	55079000102	Low-Income Community	2011-2015
Wisconsin	Milwaukee	55079000201	Low-Income Community	2011-2015
Wisconsin	Milwaukee	55079001200	Low-Income Community	2011-2015
Wisconsin	Milwaukee	55079001300	Low-Income Community	2011-2015
Wisconsin	Milwaukee	55079002100	Low-Income Community	2011-2015
Wisconsin	Milwaukee	55079002400	Low-Income Community	2011-2015
Wisconsin	Milwaukee	55079002500	Low-Income Community	2011-2015
Wisconsin	Milwaukee	55079004100	Low-Income Community	2011-2015
Wisconsin	Milwaukee	55079004700	Low-Income Community	2011-2015
Wisconsin	Milwaukee	55079006300	Low-Income Community	2011-2015
Wisconsin	Milwaukee	55079006500	Low-Income Community	2011-2015
Wisconsin	Milwaukee	55079006900	Low-Income Community	2011-2015
Wisconsin	Milwaukee	55079008900	Low-Income Community	2011-2015
Wisconsin	Milwaukee	55079009800	Low-Income Community	2011-2015
Wisconsin	Milwaukee	55079009900	Low-Income Community	2011-2015
Wisconsin	Milwaukee	55079011300	Low-Income Community	2011-2015
Wisconsin	Milwaukee	55079013500	Low-Income Community	2011-2015
Wisconsin	Milwaukee	55079013700	Low-Income Community	2011-2015
Wisconsin	Milwaukee	55079014100	Low-Income Community	2011-2015
Wisconsin	Milwaukee	55079014900	Low-Income Community	2011-2015
Wisconsin	Milwaukee	55079015700	Low-Income Community	2011-2015
Wisconsin	Milwaukee	55079015800	Low-Income Community	2011-2015
Wisconsin	Milwaukee	55079015900	Low-Income Community	2011-2015
Wisconsin	Milwaukee	55079016200	Low-Income Community	2011-2015
Wisconsin	Milwaukee	55079016500	Low-Income Community	2011-2015
Wisconsin	Milwaukee	55079016700	Low-Income Community	2011-2015
Wisconsin	Milwaukee	55079016800	Low-Income Community	2011-2015

AMERICAN OVERSIGHT

Designated Qualified Opportunity Zones

This document was updated **June 14, 2018**, to reflect the final Qualified Opportunity Zone designations for all States.

Please note that the below list of designated tracts is not the official list. The official list will be published in the Internal Revenue Bulletin at a later date.

Click arrow to filter state State	County	Census Tract Number	Tract Type	ACS Data Source
Wisconsin	Milwaukee	55079021600	Low-Income Community	2011-2015
Wisconsin	Milwaukee	55079100200	Low-Income Community	2011-2015
Wisconsin	Milwaukee	55079110100	Low-Income Community	2011-2015
Wisconsin	Milwaukee	55079170600	Low-Income Community	2011-2015
Wisconsin	Milwaukee	55079185400	Low-Income Community	2011-2015
Wisconsin	Milwaukee	55079185600	Low-Income Community	2011-2015
Wisconsin	Milwaukee	55079186000	Low-Income Community	2011-2015
Wisconsin	Milwaukee	55079186500	Low-Income Community	2011-2015
Wisconsin	Milwaukee	55079186800	Low-Income Community	2011-2015
Wisconsin	Oneida	55085971500	Low-Income Community	2011-2015
Wisconsin	Outagamie	55087010100	Low-Income Community	2011-2015
Wisconsin	Pierce	55093960400	Low-Income Community	2011-2015
Wisconsin	Portage	55097960400	Low-Income Community	2011-2015
Wisconsin	Portage	55097961000	Low-Income Community	2011-2015
Wisconsin	Price	55099970200	Low-Income Community	2011-2015
Wisconsin	Racine	55101000100	Low-Income Community	2011-2015
Wisconsin	Racine	55101000400	Low-Income Community	2011-2015
Wisconsin	Racine	55101000500	Low-Income Community	2011-2015
Wisconsin	Richland	55103970400	Low-Income Community	2011-2015
Wisconsin	Rock	55105000100	Low-Income Community	2011-2015
Wisconsin	Rock	55105001000	Low-Income Community	2011-2015
Wisconsin	Rock	55105001400	Low-Income Community	2011-2015
Wisconsin	Rock	55105001500	Low-Income Community	2011-2015
Wisconsin	Rock	55105001700	Low-Income Community	2011-2015
Wisconsin	Rusk	55107960500	Low-Income Community	2011-2015
Wisconsin	Sauk	55111000300	Low-Income Community	2011-2015
Wisconsin	Sawyer	55113100300	Low-Income Community	2011-2015
Wisconsin	Sawyer	55113940000	Low-Income Community	2011-2015
Wisconsin	Shawano	55115100500	Low-Income Community	2011-2015
Wisconsin	Sheboygan	55117000800	Low-Income Community	2011-2015
Wisconsin	Sheboygan	55117011400	Low-Income Community	2011-2015
Wisconsin	Vernon	55123960100	Low-Income Community	2011-2015
Wisconsin	Vilas	55125940000	Low-Income Community	2011-2015
Wisconsin	Vilas	55125950500	Low-Income Community	2011-2015
Wisconsin	Walworth	55127000400	Low-Income Community	2011-2015
Wisconsin	Walworth	55127000501	Low-Income Community	2011-2015
Wisconsin	Washburn	55129950500	Low-Income Community	2011-2015
Wisconsin	Waukesha	55133202600	Low-Income Community	2011-2015
Wisconsin	Winnebago	55139000500	Low-Income Community	2011-2015
Wisconsin	Winnebago	55139001500	Low-Income Community	2011-2015
Wisconsin	Winnebago	55139002900	Low-Income Community	2011-2015
Wisconsin	Winnebago	55139003300	Low-Income Community	2011-2015
Wisconsin	Wood	55141010400	Low-Income Community	2011-2015
Wisconsin	Wood	55141011200	Low-Income Community	2011-2015
Wisconsin	Wood	55141011700	Low-Income Community	2011-2015
Wyoming	Albany	56001962800	Low-Income Community	2011-2015
Wyoming	Albany	56001963100	Low-Income Community	2011-2015
Wyoming	Albany	56001963400	Low-Income Community	2011-2015
Wyoming	Albany	56001963500	Low-Income Community	2011-2015
Wyoming	Albany	56001963700	Low-Income Community	2011-2015
Wyoming	Carbon	56007967700	Low-Income Community	2011-2015
Wyoming	Converse	56009956600	Non-LIC Contiguous	2011-2015
Wyoming	Fremont	56013000100	Low-Income Community	2011-2015

AMERICAN OVERSIGHT

Designated Qualified Opportunity Zones

This document was updated **June 14, 2018**, to reflect the final Qualified Opportunity Zone designations for all States.

Please note that the below list of designated tracts is not the official list. The official list will be published in the Internal Revenue Bulletin at a later date.

Click arrow to filter state State	County	Census Tract Number	Tract Type	ACS Data Source
Wyoming	Fremont	56013940100	Low-Income Community	2011-2015
Wyoming	Fremont	56013940300	Low-Income Community	2011-2015
Wyoming	Goshen	56015957800	Low-Income Community	2011-2015
Wyoming	Goshen	56015958000	Low-Income Community	2011-2015
Wyoming	Hot Springs	56017967800	Low-Income Community	2011-2015
Wyoming	Laramie	56021000402	Low-Income Community	2011-2015
Wyoming	Laramie	56021001502	Low-Income Community	2011-2015
Wyoming	Natrona	56025000200	Low-Income Community	2011-2015
Wyoming	Natrona	56025000800	Low-Income Community	2011-2015
Wyoming	Natrona	56025001100	Low-Income Community	2011-2015
Wyoming	Natrona	56025001200	Low-Income Community	2011-2015
Wyoming	Park	56029965400	Low-Income Community	2011-2015
Wyoming	Platte	56031959100	Low-Income Community	2011-2015
Wyoming	Platte	56031959400	Low-Income Community	2011-2015
Wyoming	Sweetwater	56037970903	Low-Income Community	2011-2015
Wyoming	Uinta	56041975400	Low-Income Community	2011-2015
Wyoming	Washakie	56043000301	Low-Income Community	2011-2015

AMERICAN OVERSIGHT

Stephanie M. Klapstein

From: Pottebaum, Nic D. EOP/WHO <Nicholas.D.Pottebaum@who.eop.gov>
Sent: Friday, October 19, 2018 10:04 AM
Cc: Hoelscher, Douglas L. EOP/WHO
Subject: Follow-Up - Proposed Regulations on Opportunity Zones Designed to Incentivize Investment in American Communities

State Leaders and Staff,

Thank you for joining today's briefing call with state and local leaders on Opportunity Zone regulations. Today, Treasury and IRS released proposed regulations on Opportunity Zones designed to incentivize investment in American communities. Below you will find additional information.

Treasury Press Release: Treasury Releases Proposed Regulations on Opportunity Zones Designed to Incentivize Investment in American Communities

Washington – The Treasury Department today issued proposed guidance related to the new Opportunity Zone tax incentive. The tax benefit, created by the 2017 Tax Cuts and Jobs Act, is designed to spur economic development and job creation by encouraging long-term investments in economically distressed communities nationwide.

"We want all Americans to experience the dynamic opportunities being generated by President Trump's economic policies. We anticipate that $100 billion in private capital will be dedicated towards creating jobs and economic development in Opportunity Zones," said Secretary Steven T. Mnuchin. "This incentive will foster economic revitalization and promote sustainable economic growth, which was a major goal of the Tax Cuts and Jobs Act."

The proposed regulations released today clarify what gains qualify for deferral, which taxpayers and investments are eligible, the parameters for Opportunity Funds, and other guidance. The proposed regulations should provide investors and fund sponsors the information they need to confidently enter into new business arrangements in designated Opportunity Zones. The Treasury Department plans on issuing additional guidance before the end of the year.

The Opportunity Zone incentive offers capital gains tax relief to investors for new investment in designated areas. Investment benefits include deferral of tax on prior gains as late as 2026 if the amount of the gain is invested in an Opportunity Fund. The benefits also include tax forgiveness on gains on that investment if the investor holds the investment for at least 10 years. Opportunity Zones retain their designation for 10 years, but under the proposed regulations, investors can hold onto their investments in Qualified Opportunity Funds through 2047 without losing tax benefits.

Working with our partners in State and local governments, earlier this year, Treasury certified 8,761 communities in all 50 states, the District of Columbia and five U.S. territories. Nearly 35 million Americans live in areas designated as Opportunity Zones. These communities present both the need for investment and significant investment opportunities.

Based on data from the 2011-2015 American Community Survey, the designated regions had an average poverty rate of over 32 percent, compared with the 17 percent national average.

Additionally, the median family income of the designated tracts were on average 37 percent below the area or state median, and had an unemployment rate of nearly 1.6 times higher than the national average.

View the guidance.

AMERICAN OVERSIGHT

IRS Press Release: Treasury, IRS issue proposed regulations on new Opportunity Zone tax incentive

IR-2018-206, October 19, 2018

WASHINGTON —The Treasury Department and the Internal Revenue Service today issued proposed regulations and other published guidance for the new Opportunity Zone tax incentive.

Opportunity Zones, created by the 2017 Tax Cuts and Jobs Act, were designed to spur investment in distressed communities throughout the country through tax benefits. Under a nomination process completed in June, 8,761 communities in all 50 states, the District of Columbia and five U.S. territories were designated as qualified Opportunity Zones. Opportunity Zones retain their designation for 10 years. Investors may defer tax on almost any capital gain up to Dec. 31, 2026 by making an appropriate investment in a zone, making an election after December 21, 2017, and meeting other requirements.

The proposed regulations clarify that almost all capital gains qualify for deferral. In the case of a capital gain experienced by a partnership, the rules allow either a partnership or its partners to elect deferral. Similar rules apply to other pass-through entities, such as S corporations and their shareholders, and estates and trusts and their beneficiaries.

Generally, to qualify for deferral, the amount of a capital gain to be deferred must be invested in a Qualified Opportunity Fund (QOF), which must be an entity treated as a partnership or corporation for Federal tax purposes and organized in any of the 50 states, D.C. or five U.S. territories for the purpose of investing in qualified opportunity zone property.

The QOF must hold at least 90 percent of its assets in qualified Opportunity Zone property (investment standard). Investors who hold their QOF investment for at least 10 years may qualify to increase their basis to the fair market value of the investment on the date it is sold.

The proposed regulations also provide that if at least 70 percent of the tangible business property owned or leased by a trade or business is qualified opportunity zone business property, the requirement that "substantially all" of such tangible business property is qualified opportunity zone business property can be satisfied if other requirements are met. If the tangible property is a building, the proposed regulations provide that "substantial improvement" is measured based only on the basis of the building (not of the underlying land).

In addition to the proposed regulations, Treasury and the IRS issued an additional piece of guidance to aid taxpayers in participating in the qualified Opportunity Zone incentive. Rev. Rul. 2018-29 provides guidance for taxpayers on the "original use" requirement for land purchased after 2017 in qualified opportunity zones. They also released Form 8996, which investment vehicles will use to self-certify as QOFs.

More information on Opportunity Zones, including answers to frequently-asked questions, is on the Tax Reform page of IRS.gov. The Tax Reform page will also feature updates on the implementation of this and other TCJA provisions.

Click here for complete list of Opportunity Zones.

Please let us know if you have any questions.

Thanks,
Nic

--

AMERICAN OVERSIGHT

Nicholas D. Pottebaum
Special Assistant to the President and Deputy Director
White House Office of Intergovernmental Affairs
O: 202-456-2132 | C: 202-881-7803| E: Nicholas.D.Pottebaum@who.eop.gov

AMERICAN OVERSIGHT

Stephanie M. Klapstein

From: Ryan McGinness <ryan@nevadadc.org>
Sent: Monday, May 14, 2018 6:47 PM
To: Pam Robinson
Subject: FULCRUM
Attachments: Fulcrum _ Sierra Overview March 2017.doc; Sandoval to Perdue Talking Points.docx

Here's a timeline. I think there was probably a letter in March 2011, but I don't have it.

March 2011:

- Fulcrum reached out to seek support for their loan guarantee. I was involved in the conversations, and Frank Woodbeck was in the loop from his post at NCED (soon thereafter to become GOED). I looped in Stacey Crowley, then at the Energy Office.
- Heidi (as CoS) met with Fulcrum, along with Stacey. Stacey sent me a readout and indicated Heidi passed along Gov's support for whatever he can do to help. There was discussion of a letter of support, but I don't have record that it was sent.
- Heidi directed me to pass along Gov's support to the delegation.

August 2012

- Fulcrum receives loan guarantee from DOE.

May 2017

- At the beginning of the Trump Administration, Fulcrum reached out to ask Gov to help protect their loan guarantee. They asked for Gov to make a call to newly-minted Secretary Perdue. I don't have record whether that call happened, but suggested talkers were prepared. (Attached).

September 2017

- Fulcrum CEO met with me for a project update in DC.

December 2017

- During consideration of the Tax Reform bill, worked with CJ Manthe and B&I to protect Private Activity Bonds, which are being used in Nevada for multiple projects including Fulcrum. We reached out to the delegation to indicate our support. PABs were ultimately protected in the final Tax Reform bill.

February 2018

- Outreach from Fulcrum CEO for a meeting, ultimately we couldn't make it happen. Ryan Mulvenon, their local lobbyist, wrote:
    - We don't have anything imminent/urgent to discuss from the Nevada angle (other than say thank you again and to go over how they're progressing w/ the facility in TRIC) and the success of the bond offering—but now that we survived tax reform and private activity bonds are still intact—they are starting to get serious about how to start expanding both potentially in Nevada and nationally.

Ryan McGinness | Director
State of Nevada, Washington Office
D: (202) 624-5426 | M: (202) 297-8934
E: ryan@nevadadc.org

AMERICAN OVERSIGHT

Sandoval to Perdue Talking Points

Congratulations on your confirmation.

I'm hoping you can help me with an issue involving an advanced biofuels project with a company called Fulcrum BioEnergy.

They (Fulcrum) are looking to build a biorefinery outside of Reno. In 2014, USDA's Office of Rural Development made a loan guarantee ($105 million) commitment. The loan guarantee was made possible because of the biorefinery assistance program (Section 9003 of the Farm Bill).

They aren't going to make biofuels from corn, but instead will use municipal solid waste (garbage).

Here's the issue. Since the loan guarantee commitment was made, it has taken several years for everyone involved (the private lender, USDA, and the company) to be in a position to close on the deal.

I'm told that everyone is ready to close—but everyone has been waiting on your confirmation to finish up the remaining steps.

Would you mind taking a look at this project and making sure it is getting the necessary attention? I want to make sure it's a priority.

This project means a lot of Nevada construction jobs (500) and ongoing permanent jobs (120) and Nevada can't afford to lose out on these types of job-creating projects.

AMERICAN OVERSIGHT







Converting MSW into Fuels in Storey County, Nevada

Fulcrum BioEnergy, Inc. is building an innovative energy facility that will transform municipal solid waste (MSW) that would otherwise be landfilled into low-cost transportation fuels including syncrude, jet fuel and diesel. Over the past several years, Fulcrum has successfully operated an integrated garbage to fuel demonstration plant that has produced commercial and military-grade jet and diesel fuels. Fulcrum can produce these fuels at costs below petroleum-based jet and diesel. Northern Nevada will be home to Fulcrum's first commercial-scale deployment that converts garbage into advanced biofuels.

Sierra BioFuels Plant





The Sierra BioFuels Plant is located in Storey County, Nevada and will produce more than 10 million gallons per year of advanced biofuels from more than 200,000 tons of garbage diverted from the Lockwood Regional Landfill. Sierra BioFuels will create 500 construction jobs and over 75 permanent operations jobs.

The Sierra BioFuels Plant is a public-private partnership that represents approximately $250M of investment in domestic energy infrastructure in rural Nevada:

- Fulcrum has secured major investments from large strategic investors, including BP, United Airlines, Waste Management, and Cathay Pacific Airways.
- Sierra was awarded a DPA Title III grant from the Department of Defense
- Sierra is a recipient of a 9003 USDA loan guarantee that backs a senior loan from a leading U.S. commercial bank

Project Status:

- Fulcrum completed construction of the feedstock processing facility
- Construction on the biorefinery will begin in 2017, following closing of the USDA-backed loan
- Commercial operations will commence in 2019

The Sierra BioFuels Plant is Fulcrum's first of more than a dozen projects that it is planning to build across the U.S.

Fulcrum Sierra BioFuels, LLC
3600 Peru Drive
McCarran, NV 89434

Fulcrum BioEnergy, Inc.
4900 Hopyard Road
Suite 220
Pleasanton, CA 94588

925.730.0150 phone
925.730.0157 fax

www.fulcrum-bioenergy.com

AMERICAN OVERSIGHT

Stephanie M. Klapstein

From: Route Fifty Today <news@e.routefifty.com>
Sent: Tuesday, April 10, 2018 4:01 AM
To: Mark Hutchison
Subject: Funding school safety improvements; feds announce Opportunity Zone designations; studying government algorithms; and a mayor skydives into city

Problems viewing? View as a web page

Connecting state and local government leaders

Route Fifty Today April 10, 2018

Treasury Department, IRS Announce 'Opportunity Zone' Designations

BILL LUCIA | The initial round of zone approvals under the new economic development program covers 15 states and three territories.

The First Step to Safer Schools Is Funding Them

DAVE NYCZEPIR | "There's going to need to be more resources down the road," according to West Palm Beach, Florida Police Chief Sarah Mooney.

Atlanta Mayor Asks Her Entire City Hall Cabinet to Resign

MICHAEL GRASS | STATE AND LOCAL ROUNDUP | Good news for state DOTs; Calif.'s homeless college student crisis; awaiting new political bombshells in Mo.; and energy sector fuels new growth in N.D.

Brought to you by Civic I/O & AWS

Breaking Up Is Easy. Reforms Are the Hard Part

Findlay, Ohio broke ties with the U.S. Army Corps of Engineers after a decade of frustration and flooding. Now their mayor wants the feds to change how they do business.

Read More...

AMERICAN OVERSIGHT

Birmingham Mayor Makes Giant Leap Into His City

MICHAEL GRASS | He's not the first city hall leader make such an aerial arrival.

To Curb Rising Health Insurance Costs, Some States Try 'Reinsurance Pools'

MICHAEL OLLOVE | THE PEW CHARITABLE TRUSTS | In its first year, Minnesota's reinsurance pool has performed even better than expected.

Miss Our 'City in Beta' Tech Roadshow Event in San Jose?

ROUTE FIFTY STAFF | If so, be sure to register and watch the digital edition on April 11.

AI Experts Want Government Algorithms to Be Studied Like Environmental Hazards

DAVE GERSHGORN | QUARTZ | "If governments deploy systems on human populations without frameworks for accountability, they risk losing touch with how decisions have been made, thus rendering them unable to know or respond to bias, errors, or other problems," according to a new report.

The White Men's Club Leading America's Largest Cities

RUSSELL BERMAN | THE ATLANTIC | The diversity of the country's urban centers is not reflected in City Hall: In the 15 biggest U.S. cities, all but three mayors are white men, and none are women.

14 Gigabit Projects in 5 Cities Get Mozilla Money

DAVE NYCZEPIR | The winning initiatives leverage high-speed internet along with everything from virtual reality to GIS to better local education and workforce opportunities.

Brought to you by Civic I/O & AWS

Breaking Up Is Easy. Reforms Are the Hard Part

Findlay, Ohio broke ties with the U.S. Army Corps of Engineers after a decade of frustration and flooding. Now their mayor wants the feds to change how they do business.

Read More...

ROUTE FIFTY // CUSTOMER SERVICE // CONTACT US // PRIVACY POLICY // UNSUBSCRIBE

This message was sent from Route Fifty to mhutchison@ltgov.nv.gov. You have been sent Route Fifty Today because you have opted in to receive it. Note: It may take our system up to two business days to process your unsubscribe request and during that time you may receive one or two more newsletters. Thank you for reading Route Fifty Today.

Government Executive Media Group, 600 New Hampshire Avenue NW, Washington, DC 20037

AMERICAN OVERSIGHT

NV-DA-20-0615-A-001176

Stephanie M. Klapstein

From: Mike Kazmierski <kazmierski@edawn.org>
Sent: Tuesday, October 02, 2018 7:02 PM
To: William Anderson
Cc: Paul Anderson; Mike Willden(mwillden@gov.nv.gov); Jeff Hardcastle(jhardcastle@tax.state.nv.us)
Subject: FW: 2018 DRAFT Population Projections
Attachments: DRAFT 2018 October 1 Projections Fo Review and Comment.pdf

Bill

This is the worst possible projection I can imagine for the growth in Washoe County. We are growing faster than ever with no real constraints expected yet the demographer, despite repeated attempts to help Jeff understand that whatever model he is using is broke, continues to bind, by state law, the local governments and the state to insanely inaccurate growth projections.

First off, not sure why he is not using the census numbers for 2017? But using census numbers for Washoe County there has been a 121,101 person growth over 17 years or a 35.67% increase in population (339,486 in 2000 and 460,587 in 2017) This includes a period of negative growth during the great recession so using that same very conservative percentage estimate as we are unlikely to have another significant recession like last time due to our diversity in jobs, we would expect about a 35% increase in our population for the next 17 years. That puts us at just over 620,000 a mile from the demographers estimate of 505,497 ???? I get the changing demographics but we have added 10,000 jobs a year to this region and every indicator shows this continuing for 5-10 more years but we are projecting just 3,000 new people each year which includes natural growth (net births over deaths) – Wow.

Given our local governments are bound to this ridiculous estimate we will certainly be unprepared for this growth. Before I alert our local government to the serious negative impacts these projections will have on them in distribution of tax dollars and other matters, I wanted to strongly object and ask that you commission a group of experts to review and certify the numbers.

Too much is riding on these estimates. I have tried to talk to Jeff in the past but he is welded to an obsolete model that is not able to take into account reality. Many other states just use census data.

Thanks

Mike

Mike Kazmierski
President |CEO
Economic Development Authority of Western Nevada (EDAWN)
5190 Neil Road, Reno NV 89502
Phone|Fax: 775.829.3711
kazmierski@edawn.org | www.edawn.org
TheNewNevada

Join the discussion in the EDAWN LinkedIn Group
Facebook | Twitter

AMERICAN OVERSIGHT

Washoe County Pop Estimates

Year	Census	Demographer
2000	339,486	
2017	460,587	451,923
2034		505,497

2017	451,923					
2018	4,126	42	1.0%	456,038	4,115	0.9%
2019	4,196	70	1.7%	460,391	4,353	1.0%
2020	4,408	212	5.0%	467,763	7,371	1.6%
2021	4,578	171	3.9%	473,991	6,228	1.3%
2022	4,730	152	3.3%	479,259	5,268	1.1%
2023	4,863	134	2.8%	483,747	4,488	0.9%
2024	4,985	121	2.5%	487,555	3,808	0.8%
2025	5,096	112	2.2%	490,457	2,901	0.6%
2026	5,199	103	2.0%	492,868	2,411	0.5%
2027	5,297	98	1.9%	494,966	2,098	0.4%
2028	5,382	85	1.6%	496,668	1,703	0.3%
2029	5,459	77	1.4%	498,290	1,622	0.3%
2030	5,523	64	1.2%	499,810	1,519	0.3%
2031	5,577	53	1.0%	501,309	1,500	0.3%
2032	5,625	49	0.9%	502,759	1,450	0.3%
2033	5,667	42	0.7%	504,145	1,386	0.3%
2034	5,700	32	0.6%	505,497	1,352	0.3%
2035	5,721	21	0.4%	506,795	1,298	0.3%
2036	5,730	10	0.2%	507,985	1,190	0.2%
2037	5,732	2	0.0%	509,084	1,099	0.2%

From: Jeffrey M. Hardcastle <jhardcastle@tax.state.nv.us>
Sent: Tuesday, October 02, 2018 2:11 PM
To: 'thomasb@reno.gov' <thomasb@reno.gov>; 'meclark@washoecounty.us' <meclark@washoecounty.us>; 'sdriscoll@cityofsparks.us' <sdriscoll@cityofsparks.us>; 'jslaughter@washoecounty.us' <jslaughter@washoecounty.us>; 'Kim Robinson' <krobinson@tmrpa.org>; 'bwebb@washoecounty.us' <bwebb@washoecounty.us>; 'hansonc@reno.gov' <hansonc@reno.gov>; 'tdavis@washoeschools.net' <tdavis@washoeschools.net>; 'CGiesinger@washoecounty.us' <CGiesinger@washoecounty.us>; 'Sienna Reid' <SReid@tmrpa.org>; 'rbaxley@washoe.k12.nv.us' <rbaxley@washoe.k12.nv.us>; 'sdriscoll@cityofsparks.us' <sdriscoll@cityofsparks.us>; 'jrundle@cityofsparks.us' <jrundle@cityofsparks.us>; 'Jeremy Smith' <JSmith@tmrpa.org>; 'newbys@reno.gov' <newbys@reno.gov>; 'aornelas@cityofsparks.us' <aornelas@cityofsparks.us>; Hauenstein, Mojra (MHauenstein@washoecounty.us) <MHauenstein@washoecounty.us>; 'Etchart, Pete' <PEtchart@WashoeSchools.net>; Mike Kazmierski <kazmierski@edawn.org>; 'sstoddard@tmwa.com' <sstoddard@tmwa.com>; 'Amy Cummings' <acummings@rtcwashoe.com>
Subject: 2018 DRAFT Population Projections

Attached is a DRAFT of the October 2018 Population Projections. The DRAFT has been posted to the Department of Taxations website in order to comply with Nevada Revised Statute 360.289 Annual reports of projected population of counties.

AMERICAN OVERSIGHT

They will not be finalized until November 1. This is to allow ample time for any questions, comments, or revisions. It would be appreciated if any questions and comments you have can be sent by October 29 so they can be responded to.

Thank you,

Jeff Hardcastle,
Nevada State Demographer
Nevada Department of Taxation
Reno Office: 4600 Kietzke Lane, Building L Suite 235 Reno, NV 89502
(Direct) (775) 687-9961
(Phone) (775) 687-9999
(Fax) (775) 688-1303
jhardcastle@tax.state.nv.us
www.nvdemography.org

AMERICAN OVERSIGHT

!DRAFT

Nevada County Population Projections 2018 to 2037

To Be Finalized 11/1/2018

Prepared By:
Jeff Hardcastle, AICP
Nevada State Demographer
Nevada Department of Taxation

Reno Office: 4600 Kietzke Lane, Building L Suite 235 Reno, NV 89502
(Direct) (775) 687-9961
(Phone) (775) 687-9999
(Fax) (775) 688-1303
jhardcastle@tax.state.nv.us
http://tax.nv.gov/Publications/Population_Statistics_and_Reports/
www.nvdemography.org

Carson Office: 1550 College Parkway, Suite115 Carson City, NV 89706
(Phone) (775) 684-2000
(Fax) (775) 684-2020

October 1, 2018

AMERICAN OVERSIGHT

Introduction to the 2018 Population Projections

.

The full projections by year and county are at the end of this document. In keeping with the 2014 projections through this current edition, a baseline projection is presented as well as a projection that includes the Tesla Gigafactory project and the impact of relative housing prices for Clark and Washoe Counties. The projection with the Gigafactory will still be used as the control total for the age, sex, race, and Hispanic origin estimates and projections.

The 2018 Projections:

The Regional Economics Models, Inc. (REMI) model was used for these projections. The REMI model provides information for all 17 counties by 23 major economic sectors. The REMI model looks at the interaction between the economic and demographic characteristics of a county. It looks at the dynamic economic and demographic relationships between the 17 counties and the United States as a total. The 20 year projections are produced annually and will change as historic data becomes available or is revised and information about future developments becomes available. Because REMI looks at the relationship between changes in the economy and in population, it is a useful tool for looking at how changes in the structure of the population or the economy can impact each other.

The 2018 Projections were prepared using the REMI PI+ 2.2 model which has 2016 as the last year of historic data in it. The 2017 Projections were produced with the REMI PI+ 2.1 model with history through 2016. Two projections were prepared for this year's projections. One is the baseline forecast. The other included the Tesla project and its impacts. This project was first modeled in 2014 with information from the Governor's Office of Economic Development. There is still interest in understanding the direct and indirect impact of this project. Modeling it separately from the baseline forecast allows for understanding these impacts. It will become part of the baseline forecast as it progresses and the development becomes part of the economic history in the model.

Changes to the out of box model (the model as shipped with no additional information from the user) included the additional years of history for 2016 and any revisions to the data for the earlier years. Both the Census Bureau and the Bureau of Economic Analysis revise their data given new information as well as after reviewing data.

For the baseline forecast the following alterations were made to the out of the box 2018 (2.2) REMI model.

1.) Employment in the national forecast was updated to 2018 as an estimate of what the Bureau of Economic Analysis data could be using the changes seen the Bureau of Labor Statistics Quarterly Census of Employment and Wages for the first quarter of 2016 to 2018.
2.) The Quarterly Census of Employment and Wages data was used to update the counties as well using the first quarter of 2018 data with the exception of the following: Esmeralda, Eureka, Lincoln, Mineral and Pershing. This was because of data suppression in these counties to protect confidentiality.
3.) Hotel employment for Clark County was based on existing hotels and proposed projects as reported by the Las Vegas Convention and Visitors Authority.
4.) Mining employment again showed job losses overtime in the REMI model. This varied by county. It was assumed and the model adjusted so that employment would still not fall below historic averages.
5.) In the past, as growth has occurred in the Tahoe Regional Industrial Center in Storey County, it was assumed that those jobs would be filled by commuters from Lyon and Washoe County.

For the projection that includes Tesla the following assumptions were made:

1.) The recent history in the 2.2 model as well as the information from the employment update has increased the model's response to manufacturing employment for Northwestern Nevada. The Governor's Office of Economic Development reports that Tesla continues to meet overall objectives as set forth in 2014. Employment was annualized from 2018 to reach full capacity by 2024 of their original contracted amount of 6,500 employees.
4.) Housing prices were reviewed for Clark and Washoe County for how they compare to the US (Zillow.com Market Overviews). The baseline forecast has a 2017 relative housing price for Clark County of 0.82 and Washoe County of 1.06 of the national housing price. The estimate that was derived using Zillow indicates that the relative housing prices might be 1.07 for Clark County and 1.43

AMERICAN OVERSIGHT

for Washoe County. The housing and land price variable was adjusted for 2018 and 2019 to reflect these relative price levels as a onetime shock to the two counties. While there are a number of things that could be impacting migration, the 2017 One Year ACS from the Census Bureau reported 18,418 out of state immigrants to Washoe County and 19,178 persons migrating out of state for a net loss of state migrants of 760 persons.

Table 1 compares the projections for 2030 by the year that they were released. Since 2013 the projections have fluctuated between 3,200,000 and just over 3,380,000 statewide. Greater differences are seen across the county projections.

Table 1: Comparing Nevada's Annual Population Projections for 2030	
Year Projection Released	**Projection for 2030**
2011	3,363,704
2012	3,338,269
2013	3,222,107
2014	3,251,664
2015	3,204,979
2016	3,257,762
2017	3,240,017
2018 DRAFT	3,382,551

Table 2 compares the last year of the 2017 edition of the projections with the current *2018 DRAFT* projections for the same year by county. The last year of the 2017 projections was 2036 so that is used to compare the two projections for their long term differences. Both go out 20 years but this is the last year in common between the two. This provides a summary comparison of the two projections from the 2017 estimate and against each other.

Table 2: Comparison of Projections for 2036 from the final 2017 Projections and the *Current 2018 DRAFT* Projections With Tesla Projections

	2017 Estimate	**2017 Projection for 2036**	**2017 Projection for 2036 Less 2017 Estimate**	***2018 DRAFT Projection for 2036***	***2018 Projection for 2036 Less 2016 Estimate***	**Difference 2018 DRAFT Projection Less 2017 Projection For 2036**
Carson City	55,438	59,088	3,650	*63,034*	*7,596*	3,946
Churchill	25,387	28,376	2,989	*28,942*	*3,555*	566
Clark	2,193,818	2,398,987	205,169	*2,594,268*	*400,450*	195,281
Douglas	48,300	51,631	3,331	*51,497*	*3,197*	-134
Elko	53,287	58,648	5,361	*53,188*	*-99*	-5,460
Esmeralda	970	1012	42	*941*	*-29*	-71
Eureka	1,932	2,599	667	*2,112*	*180*	-487
Humboldt	16,978	17,510	532	*16,130*	*-848*	-1,380
Lander	6,200	6,649	449	*5,768*	*-432*	-881
Lincoln	5,170	4,249	-921	*4,340*	*-830*	91
Lyon	54,657	58,209	3,552	*55,961*	*1,304*	-2,248
Mineral	4,674	4,072	-602	*4,520*	*-154*	448
Nye	46,390	46,677	287	*50,763*	*4,373*	4,086
Pershing	6,743	6,549	-194	*6,485*	*-258*	-64
Storey	4,084	5,424	1,340	*5,730*	*1,646*	306
Washoe	451,923	526,949	75,026	*507,985*	*56,062*	-18,964
White Pine	10,705	10,375	-330	*10,276*	*-429*	-99
State Total	2,986,656	3,287,004	300,348	*3,461,940*	*475,284*	174,936

Tables 3 and 4 compare the 2017 (2.1) and 2018 (2.2) version of the models for the US and Nevada.

AMERICAN OVERSIGHT

Table 3. Comparison of the Historic and Projected Data for the United States for Selected Years from the 2017 (2.1) and the 2018 (2.2) REMI Models (Bold = Historic Data)				
	Population (in Thousands)		Labor Force (in Thousands)	
	2017	2018	2017	2018
2014	**318,907.41**	**318,563.47**	**156,231.01**	**156,021.79**
2015	**321,418.81**	**320,896.63**	**157,236.30**	**156,933.73**
2016	323,934.47	**323,127.50**	157,669.61	**158,730.28**
2017	326,466.51	*325,377.13*	159,070.40	159,384.53
2022	339,234.92	337,064.15	165,935.87	164,354.72
2027	351,748.25	348,958.55	171,310.28	169,548.64
2032	363,428.36	360,428.46	177,700.32	175,465.68
2036	371,864.71	368,853.67	183,088.31	180,453.76
	16.61%	15.79%	17.19%	15.66%
	Total Employment (in Thousands)		**Gross Domestic Product (in Billions of Fixed (2009) Dollars)**	
	2017	**2018**	**2017**	**2018**
2014	**186,168.11**	**186,354.80**	**$16,131.43**	**$16,014.21**
2015	**190,195.41**	**190,422.80**	**$16,583.56**	**$16,495.79**
2016	193,442.42	**193,668.39**	$16,885.08	**$16,793.73**
2017	196,478.56	196,796.50	$17,367.03	$17,182.37
2022	200,758.53	201,916.19	$19,054.47	$19,048.68
2027	204,121.46	199,391.28	$20,884.39	$20,635.85
2032	209,948.31	201,896.39	$23,137.31	$22,469.48
2036	213,869.11	206,612.68	$25,008.64	$24,063.22
	14.88%	10.87%	55.03%	50.26%

Table 4. Comparison of the Historic and Projected Data for Nevada for Selected Years from the 2017 (2.2) and the 2018 (2.2) REMI Models (Bold = Historic Data)				
	Population (in Thousands)		Labor Force (in Thousands)	
	2017	2018	2017	2018
2014	2,838.28	2,833.01	**1,401.79**	**1,395.36**
2015	2,890.85	2,883.76	**1,425.71**	**1,414.70**
2016	2,928.15	**2,940.06**	1,435.72	**1,427.08**
2017	2,959.80	*3,001.57*	1,454.51	1,441.43
2022	3,108.27	3,241.78	1,552.09	1,557.60
2027	3,184.75	3,352.24	1,589.02	1,603.77
2032	3,229.52	3,429.94	1,619.81	1,644.56
2036	3,260.07	3,480.38	1,645.88	1,679.57
	14.86%	22.85%	17.41%	20.37%
	Total Employment (in Thousands)		**Gross Domestic Product (in Billions of Fixed (2009) Dollars)**	
	2017	**2018**	**2017**	**2018**
2014	**1,609.87**	**1,611.52**	**$126.30**	**$125.59**
2015	**1,660.46**	**1,666.53**	**$129.38**	**$130.69**
2016	1,721.48	1,714.09	$134.40	**$131.97**
2017	1,780.04	1,773.89	$140.43	$136.77
2022	1,806.53	1,851.59	$154.08	$155.04
2027	1,812.87	1,803.21	$167.07	$165.75

AMERICAN OVERSIGHT

2032	1,836.56	1,813.44	$182.47	$179.18
2036	1,852.21	1,844.31	$195.26	$190.48
	15.05%	14.45%	54.60%	51.67%

Tables 5 A and B show the population age distribution for four major age cohorts for historic data, near term projections, and the projection for 2035. The population for Nevada in the 2017 DRAFT projection is smaller and slightly older. This is similar to the distribution of the labor force population for 2007 to 2016 discussed in a later section.

Table 5 A and B. Comparing Estimated Age Structure of Nevada's Population for Selected Years for the 2016 and 2017 Projections (Bold=Historic Data)						
Table 5A. Population (In Thousands) By Age For By Selected Cohorts 2016 (1.7) Model						
Age Group	2013	2014	2015	2016	2017	2035
0-14	**548.263**	**551.985**	**556.788**	558.568	560.03	537.425
15-24	**364.603**	**365.112**	**364.91**	362.457	360.967	360.107
25-64	**1496.676**	**1519.599**	**1547.065**	1563.333	1573.342	1592.761
Ages 65+	**380.825**	**401.585**	**422.081**	443.79	465.463	762.072
	2790.367	**2838.281**	**2890.844**	2928.148	2959.802	3252.365
Table 5 A and B. Comparing Estimated Age Structure of Nevada's Population for Selected Years for the 2016 and 2017 Projections (Bold=Historic Data)						
Table 5A. Population (In Thousands) By Age For By Selected Cohorts 2017 (2.1) Model						
Age Group	**2013**	**2014**	**2015**	**2016**	2017	2035
0-14	**548.153**	**551.933**	**557.501**	**564.07**	573.207	586.991
15-24	**363.471**	**363.482**	**362.685**	**363.598**	367.412	391.902
25-64	**1494.206**	**1516.063**	**1541.853**	**1571.289**	1598.893	1731.956
Ages 65+	**380.634**	**401.535**	**421.72**	**441.1**	462.06	758.006
	2786.464	**2833.013**	**2883.758**	**2940.058**	3001.572	3468.855
Table 5 A and B. Comparing Estimated Age Structure of Nevada's Population for Selected Years for the 2016 and 2017 Projections (Bold=Historic Data)						
Table 5B. Percentage Age Distribution from 2016 (1.7) Model						
Age Group	**2013**	**2014**	**2015**	2016	2017	2035
0-14	**19.60%**	**19.40%**	**19.30%**	19.10%	18.90%	16.50%
15-24	**13.10%**	**12.90%**	**12.60%**	12.40%	12.20%	11.10%
25-64	**53.60%**	**53.50%**	**53.50%**	53.40%	53.20%	49.00%
Ages 65+	**13.60%**	**14.10%**	**14.60%**	15.20%	15.70%	23.40%
Table 5B. Percentage Age Distribution from 2017 (2.1) Model						
Age Group	**2013**	**2014**	**2015**	**2016**	2017	2035
0-14	**19.67%**	**19.48%**	**19.33%**	**19.19%**	**19.10%**	**16.92%**
15-24	**13.04%**	**12.83%**	**12.58%**	**12.37%**	**12.24%**	**11.30%**
25-64	**53.62%**	**53.51%**	**53.47%**	**53.44%**	**53.27%**	**49.93%**
Ages 65+	**13.66%**	**14.17%**	**14.62%**	**15.00%**	**15.39%**	**21.85%**

Table 7 compares manufacturing employment between the 2016 projections and the 2017 DRAFT projections. There is less of a loss in manufacturing nationally in the 2016 projections. This helps spread out manufacturing employment across the other counties in Nevada compared to the 2016 projections. Also it lessens the previously projected but still substantial growth for Storey County. With less of a National drop in manufacturing that sector may be more competitive in other parts of the country.

Table 7. Comparing Manufacturing Employment (in Thousands) from 2013 and 2035 for the United States and Nevada Counties from the 2017 and 2018 Projections						
	2.1			**2.2**		
	2013	**2035**	**Percent**	**2013**	**2035**	**Percent**

AMERICAN OVERSIGHT

			Change			Change
US Total	12760.200	12109.357	-5.10%	12760.200	11246.153	-11.87%
Clark	23.797	19.202	-19.30%	23.788	24.296	2.14%
Douglas	1.895	1.889	-0.30%	1.895	1.719	-9.29%
Lyon	2.203	2.517	14.30%	2.202	1.758	-20.16%
Storey	0.570	7.869	1280.50%	0.569	7.347	1191.21%
Washoe	12.810	11.746	-8.30%	12.808	11.754	-8.23%
Carson City	2.842	3.160	11.20%	2.840	2.386	-15.99%
Balance of State	1.691	1.456	-13.90%	1.702	1.411	-17.10%

This concludes the Overview of National and Regional Data section. The following section discussed four main risks to the projections.

Risks to the Projections:

There are four areas of risk to the current projections that could slow Nevada's growth:

1.) Unsettled trends and policy in international migration could impact the projections. The Migration Policy Institute reports that while there was an increase in total migration from 2014 to 2015 the make of the migrant population has been made up of fewer migrants from Mexico and India and China are now the largest countries of origin. This could lead to new settlement patterns from the immigrant population. Also, with Nevada's sizable unauthorized population efforts at deportation may lead to a loss of population and lower employment both due to a loss of employees as well as consumer spending. Most recently the Reforming American Immigration for Strong Employment Act or the RAISE Act would limit legal immigration to half of current levels.

2.) Potential impacts from automation could pose a risk to employment over time. A study from the University of Redlands has estimated that up to 65% of the jobs in Clark County are at risk of being automated. This is based on work by Frey and Osborne that looked at the likelihood of occupation being automated in total or in part based on the skill set for the occupation. Arntz and Zierahn in a paper for the Organization for Economic Cooperation and Development found that up to 9% of jobs could be automated for most developed economies. There is no clear consensus on the timing or full impact of automation in the literature.

3.) Climate change could have mixed impacts on Nevada's growth. For instance, work by Matthew Hauer examines sea level rise and potential migration impacts given historic migration trends and found that population would increase for Nevada. In contrast works by David Albouy (Climate Amenities, Climate Change, and American Quality of Life) and Solomon Hsiang (Estimating economic damage from climate change in the United States) look not at migration impacts but on the economic impact. In the work by Hsiang the impacts vary by county and some parts of Nevada could benefit and some could be negatively impacted.

AMERICAN OVERSIGHT

DRAFT 2018 Population Projections for Nevada's Counties 2018 to 2037
Based On 2017 Estimate: Includes Tesla as Separate Impact

With Addtional Factors: Tesla and Housing Costs	Carson City W/ Additional Factors			Churchill W/ Additional Factors		
	Total Population	Change Previous Year	Percentage Change	Total Population	Change Previous Year	Percentage Change
2017	55,438			25,387		
2018	55,945	507	0.9%	25,816	429	1.7%
2019	56,437	491	0.9%	26,257	442	1.7%
2020	56,891	454	0.8%	26,551	293	1.1%
2021	57,276	385	0.7%	26,780	230	0.9%
2022	57,647	371	0.6%	26,973	193	0.7%
2023	57,988	342	0.6%	27,145	172	0.6%
2024	58,296	308	0.5%	27,301	156	0.6%
2025	58,554	258	0.4%	27,446	145	0.5%
2026	58,792	238	0.4%	27,587	141	0.5%
2027	59,018	227	0.4%	27,731	144	0.5%
2028	59,341	323	0.5%	27,875	144	0.5%
2029	59,717	376	0.6%	28,024	149	0.5%
2030	60,133	416	0.7%	28,169	145	0.5%
2031	60,587	454	0.8%	28,303	134	0.5%
2032	61,069	482	0.8%	28,429	126	0.4%
2033	61,569	499	0.8%	28,549	120	0.4%
2034	62,071	502	0.8%	28,681	132	0.5%
2035	62,561	490	0.8%	28,811	130	0.5%
2036	63,034	473	0.8%	28,942	130	0.5%
2037	63,494	460	0.7%	29,072	130	0.5%

DRAFT Baseline Without Tesla and Current Housing Costs	Carson City			Churchill		
	Total Population	Change Previous Year	Percentage Change	Total Population	Change Previous Year	Percentage Change
2017	55,438			25,387		
2018	55,974	536	1.0%	25,802	415	1.6%
2019	56,463	488	0.9%	26,229	427	1.7%
2020	56,865	402	0.7%	26,519	290	1.1%
2021	57,186	322	0.6%	26,740	221	0.8%
2022	57,479	293	0.5%	26,921	181	0.7%
2023	57,727	248	0.4%	27,078	157	0.6%
2024	57,929	203	0.4%	27,214	137	0.5%
2025	58,103	173	0.3%	27,345	130	0.5%
2026	58,271	168	0.3%	27,474	129	0.5%
2027	58,444	172	0.3%	27,610	136	0.5%
2028	58,745	302	0.5%	27,748	138	0.5%
2029	59,099	354	0.6%	27,894	146	0.5%
2030	59,493	394	0.7%	28,036	142	0.5%
2031	59,923	430	0.7%	28,169	134	0.5%
2032	60,382	458	0.8%	28,295	125	0.4%
2033	60,858	476	0.8%	28,413	118	0.4%
2034	61,339	481	0.8%	28,541	128	0.5%
2035	61,808	469	0.8%	28,671	130	0.5%
2036	62,261	453	0.7%	28,800	128	0.4%
2037	62,702	441	0.7%	28,929	129	0.4%

AMERICAN OVERSIGHT

DRAFT 2018 Population Projections for Nevada's Counties 2018 to 2037
Based On 2017 Estimate: Includes Tesla as Separate Impact

With Addtional Factors: Tesla and Housing Costs	Clark W/ Additional Factors			Douglas W/ Additional Factors		
	Total Population	Change Previous Year	Percentage Change	Total Population	Change Previous Year	Percentage Change
2017	2,193,818			48,300		
2018	2,232,175	38,357	1.7%	48,915	615	1.3%
2019	2,266,702	34,528	1.5%	49,463	548	1.1%
2020	2,322,042	55,339	2.4%	49,848	385	0.8%
2021	2,369,947	47,906	2.1%	50,169	321	0.6%
2022	2,395,751	25,804	1.1%	50,432	263	0.5%
2023	2,418,693	22,942	1.0%	50,649	216	0.4%
2024	2,438,177	19,483	0.8%	50,824	176	0.3%
2025	2,455,416	17,239	0.7%	50,948	124	0.2%
2026	2,471,509	16,093	0.7%	51,044	96	0.2%
2027	2,486,720	15,211	0.6%	51,137	93	0.2%
2028	2,500,778	14,058	0.6%	51,213	77	0.2%
2029	2,514,516	13,739	0.5%	51,293	80	0.2%
2030	2,527,826	13,309	0.5%	51,360	67	0.1%
2031	2,540,589	12,763	0.5%	51,424	64	0.1%
2032	2,552,576	11,987	0.5%	51,473	49	0.1%
2033	2,563,927	11,351	0.4%	51,511	38	0.1%
2034	2,574,614	10,687	0.4%	51,529	18	0.0%
2035	2,584,759	10,145	0.4%	51,529	0	0.0%
2036	2,594,268	9,509	0.4%	51,497	-32	-0.1%
2037	2,603,007	8,739	0.3%	51,437	-60	-0.1%

DRAFT Baseline Without Tesla and Current Housing Costs	Clark			Douglas		
	Total Population	Change Previous Year	Percentage Change	Total Population	Change Previous Year	Percentage Change
2017	2,193,818			48,300		
2018	2,245,141	51,323	2.3%	48,853	553	1.1%
2019	2,291,026	45,885	2.0%	49,348	496	1.0%
2020	2,343,694	52,668	2.3%	49,742	394	0.8%
2021	2,389,438	45,745	2.0%	50,051	309	0.6%
2022	2,413,347	23,909	1.0%	50,293	241	0.5%
2023	2,434,702	21,355	0.9%	50,477	185	0.4%
2024	2,452,824	18,122	0.7%	50,615	138	0.3%
2025	2,468,896	16,072	0.7%	50,707	92	0.2%
2026	2,483,993	15,097	0.6%	50,778	72	0.1%
2027	2,498,339	14,346	0.6%	50,854	76	0.1%
2028	2,511,642	13,304	0.5%	50,920	66	0.1%
2029	2,524,715	13,073	0.5%	50,992	72	0.1%
2030	2,537,432	12,717	0.5%	51,054	62	0.1%
2031	2,549,659	12,227	0.5%	51,115	61	0.1%
2032	2,561,153	11,494	0.5%	51,160	46	0.1%
2033	2,572,042	10,888	0.4%	51,194	34	0.1%
2034	2,582,271	10,230	0.4%	51,210	16	0.0%
2035	2,591,965	9,694	0.4%	51,207	-3	0.0%
2036	2,601,048	9,083	0.4%	51,172	-35	-0.1%
2037	2,609,390	8,342	0.3%	51,112	-61	-0.1%

AMERICAN OVERSIGHT

DRAFT 2018 Population Projections for Nevada's Counties 2018 to 2037
Based On 2017 Estimate: Includes Tesla as Separate Impact

With Addtional Factors: Tesla and Housing Costs	Elko W/ Additional Factors			Esmeralda W/ Additional Factors		
	Total Population	Change Previous Year	Percentage Change	Total Population	Change Previous Year	Percentage Change
2017	53,287			970		
2018	53,646	359	0.7%	968	-2	-0.3%
2019	53,913	267	0.5%	964	-4	-0.4%
2020	53,938	25	0.0%	959	-5	-0.5%
2021	53,881	-57	-0.1%	955	-4	-0.4%
2022	53,761	-120	-0.2%	949	-6	-0.7%
2023	53,638	-123	-0.2%	941	-7	-0.8%
2024	53,532	-106	-0.2%	931	-10	-1.1%
2025	53,413	-119	-0.2%	922	-10	-1.1%
2026	53,310	-103	-0.2%	915	-6	-0.7%
2027	53,224	-86	-0.2%	915	0	0.0%
2028	53,142	-82	-0.2%	919	4	0.4%
2029	53,094	-48	-0.1%	922	2	0.3%
2030	53,056	-38	-0.1%	925	4	0.4%
2031	53,026	-31	-0.1%	928	2	0.3%
2032	53,022	-3	0.0%	934	6	0.7%
2033	53,052	30	0.1%	936	2	0.3%
2034	53,091	39	0.1%	938	1	0.1%
2035	53,135	45	0.1%	939	1	0.1%
2036	53,188	53	0.1%	941	2	0.3%
2037	53,240	52	0.1%	943	1	0.1%

DRAFT Baseline Without Tesla and Current Housing Costs	Elko			Esmeralda		
	Total Population	Change Previous Year	Percentage Change	Total Population	Change Previous Year	Percentage Change
2017	53,287			970		
2018	53,540	253	0.5%	966	-4	-0.4%
2019	53,744	203	0.4%	961	-5	-0.5%
2020	53,815	71	0.1%	956	-5	-0.5%
2021	53,777	-38	-0.1%	953	-4	-0.4%
2022	53,668	-110	-0.2%	948	-5	-0.5%
2023	53,551	-117	-0.2%	940	-7	-0.8%
2024	53,448	-103	-0.2%	930	-10	-1.1%
2025	53,329	-119	-0.2%	920	-10	-1.1%
2026	53,228	-101	-0.2%	914	-6	-0.7%
2027	53,145	-83	-0.2%	914	0	0.0%
2028	53,064	-80	-0.2%	918	4	0.4%
2029	53,020	-44	-0.1%	920	2	0.3%
2030	52,987	-34	-0.1%	924	4	0.4%
2031	52,961	-25	0.0%	927	2	0.3%
2032	52,964	3	0.0%	933	6	0.7%
2033	52,999	35	0.1%	936	4	0.4%
2034	53,043	44	0.1%	938	1	0.1%
2035	53,094	51	0.1%	939	1	0.1%
2036	53,153	59	0.1%	940	1	0.1%
2037	53,210	57	0.1%	941	1	0.1%

AMERICAN OVERSIGHT

DRAFT 2018 Population Projections for Nevada's Counties 2018 to 2037
Based On 2017 Estimate: Includes Tesla as Separate Impact

With Addtional Factors: Tesla and Housing Costs	Eureka W/ Additional Factors			Humboldt W/ Additional Factors		
	Total Population	Change Previous Year	Percentage Change	Total Population	Change Previous Year	Percentage Change
2017	1,932			16,978		
2018	1,844	-88	-4.5%	16,899	-79	-0.5%
2019	1,757	-88	-4.8%	16,833	-67	-0.4%
2020	1,768	11	0.7%	16,741	-92	-0.5%
2021	1,763	-5	-0.3%	16,653	-89	-0.5%
2022	1,761	-2	-0.1%	16,557	-96	-0.6%
2023	1,767	6	0.4%	16,464	-93	-0.6%
2024	1,775	8	0.5%	16,384	-81	-0.5%
2025	1,786	10	0.6%	16,315	-69	-0.4%
2026	1,807	21	1.2%	16,252	-63	-0.4%
2027	1,832	25	1.4%	16,190	-61	-0.4%
2028	1,861	29	1.6%	16,127	-63	-0.4%
2029	1,895	34	1.9%	16,086	-40	-0.2%
2030	1,932	37	1.9%	16,066	-20	-0.1%
2031	1,963	31	1.6%	16,058	-8	-0.1%
2032	1,993	29	1.5%	16,061	3	0.0%
2033	2,022	29	1.5%	16,074	13	0.1%
2034	2,053	31	1.5%	16,089	15	0.1%
2035	2,084	31	1.5%	16,109	20	0.1%
2036	2,112	27	1.3%	16,130	20	0.1%
2037	2,137	25	1.2%	16,150	20	0.1%

DRAFT Baseline Without Tesla and Current Housing Costs	Eureka			Humboldt		
	Total Population	Change Previous Year	Percentage Change	Total Population	Change Previous Year	Percentage Change
2017	1,932			16,978		
2018	1,894	-38	-1.9%	16,891	-87	-0.5%
2019	1,864	-30	-1.6%	16,818	-74	-0.4%
2020	1,846	-18	-1.0%	16,729	-89	-0.5%
2021	1,836	-10	-0.6%	16,640	-89	-0.5%
2022	1,832	-4	-0.2%	16,543	-98	-0.6%
2023	1,838	6	0.3%	16,449	-94	-0.6%
2024	1,846	8	0.5%	16,364	-85	-0.5%
2025	1,857	10	0.6%	16,293	-72	-0.4%
2026	1,875	18	1.0%	16,228	-64	-0.4%
2027	1,896	22	1.2%	16,164	-64	-0.4%
2028	1,922	25	1.3%	16,099	-64	-0.4%
2029	1,950	28	1.5%	16,058	-41	-0.3%
2030	1,980	30	1.6%	16,038	-20	-0.1%
2031	2,005	25	1.3%	16,030	-8	-0.1%
2032	2,028	23	1.1%	16,032	2	0.0%
2033	2,052	24	1.2%	16,046	14	0.1%
2034	2,077	25	1.2%	16,060	14	0.1%
2035	2,103	26	1.3%	16,081	21	0.1%
2036	2,126	23	1.1%	16,101	20	0.1%
2037	2,146	20	0.9%	16,121	19	0.1%

AMERICAN OVERSIGHT

DRAFT 2018 Population Projections for Nevada's Counties 2018 to 2037
Based On 2017 Estimate: Includes Tesla as Separate Impact

With Addtional Factors: Tesla and Housing Costs	Lander W/ Additional Factors			Lincoln W/ Additional Factors		
	Total Population	Change Previous Year	Percentage Change	Total Population	Change Previous Year	Percentage Change
2017	6,200			5,170		
2018	6,120	-80	-1.3%	5,078	-92	-1.8%
2019	6,053	-68	-1.1%	4,996	-83	-1.6%
2020	6,006	-46	-0.8%	4,921	-74	-1.5%
2021	5,957	-49	-0.8%	4,847	-74	-1.5%
2022	5,909	-49	-0.8%	4,773	-74	-1.5%
2023	5,866	-43	-0.7%	4,708	-65	-1.4%
2024	5,828	-38	-0.6%	4,638	-70	-1.5%
2025	5,795	-33	-0.6%	4,572	-67	-1.4%
2026	5,758	-37	-0.6%	4,508	-64	-1.4%
2027	5,727	-31	-0.5%	4,454	-54	-1.2%
2028	5,701	-27	-0.5%	4,418	-36	-0.8%
2029	5,685	-15	-0.3%	4,392	-26	-0.6%
2030	5,685	0	0.0%	4,388	-4	-0.1%
2031	5,688	3	0.1%	4,369	-19	-0.4%
2032	5,700	11	0.2%	4,370	1	0.0%
2033	5,714	14	0.3%	4,356	-14	-0.3%
2034	5,728	14	0.3%	4,346	-10	-0.2%
2035	5,749	21	0.4%	4,345	-1	0.0%
2036	5,768	19	0.3%	4,340	-5	-0.1%
2037	5,784	15	0.3%	4,334	-5	-0.1%

DRAFT Baseline Without Tesla and Current Housing Costs	Lander			Lincoln		
	Total Population	Change Previous Year	Percentage Change	Total Population	Change Previous Year	Percentage Change
2017	6,200			5,170		
2018	6,151	-49	-0.8%	5,080	-90	-1.7%
2019	6,108	-43	-0.7%	5,001	-79	-1.6%
2020	6,048	-60	-1.0%	4,926	-75	-1.5%
2021	5,990	-59	-1.0%	4,851	-74	-1.5%
2022	5,933	-56	-0.9%	4,776	-75	-1.6%
2023	5,884	-49	-0.8%	4,711	-65	-1.4%
2024	5,841	-43	-0.7%	4,642	-70	-1.5%
2025	5,805	-37	-0.6%	4,574	-68	-1.5%
2026	5,767	-38	-0.6%	4,510	-64	-1.4%
2027	5,733	-34	-0.6%	4,456	-54	-1.2%
2028	5,705	-28	-0.5%	4,420	-36	-0.8%
2029	5,690	-15	-0.3%	4,394	-26	-0.6%
2030	5,688	-1	0.0%	4,389	-5	-0.1%
2031	5,692	3	0.1%	4,371	-18	-0.4%
2032	5,703	11	0.2%	4,372	1	0.0%
2033	5,716	13	0.2%	4,357	-15	-0.3%
2034	5,731	14	0.3%	4,347	-10	-0.2%
2035	5,749	19	0.3%	4,346	-1	0.0%
2036	5,768	19	0.3%	4,341	-5	-0.1%
2037	5,784	15	0.3%	4,335	-5	-0.1%

AMERICAN OVERSIGHT

DRAFT 2018 Population Projections for Nevada's Counties 2018 to 2037
Based On 2017 Estimate: Includes Tesla as Separate Impact

With Addtional Factors: Tesla and Housing Costs	Lyon W/ Additional Factors			Mineral W/ Additional Factors		
	Total Population	Change Previous Year	Percentage Change	Total Population	Change Previous Year	Percentage Change
2017	54,657			4,674		
2018	55,426	769	1.4%	4,612	-62	-1.3%
2019	56,054	628	1.1%	4,569	-43	-0.9%
2020	56,324	270	0.5%	4,534	-34	-0.8%
2021	56,582	258	0.5%	4,508	-27	-0.6%
2022	56,779	198	0.3%	4,494	-14	-0.3%
2023	56,903	123	0.2%	4,486	-8	-0.2%
2024	56,984	81	0.1%	4,489	3	0.1%
2025	57,003	19	0.0%	4,497	8	0.2%
2026	56,970	-34	-0.1%	4,505	9	0.2%
2027	56,900	-70	-0.1%	4,511	5	0.1%
2028	56,816	-83	-0.1%	4,511	0	0.0%
2029	56,723	-93	-0.2%	4,513	2	0.0%
2030	56,618	-105	-0.2%	4,514	1	0.0%
2031	56,530	-89	-0.2%	4,514	0	0.0%
2032	56,430	-100	-0.2%	4,514	0	0.0%
2033	56,318	-112	-0.2%	4,520	6	0.1%
2034	56,203	-115	-0.2%	4,522	1	0.0%
2035	56,087	-116	-0.2%	4,523	1	0.0%
2036	55,961	-126	-0.2%	4,520	-2	0.0%
2037	55,815	-146	-0.3%	4,519	-1	0.0%

DRAFT Baseline Without Tesla and Current Housing Costs	Lyon			Mineral		
	Total Population	Change Previous Year	Percentage Change	Total Population	Change Previous Year	Percentage Change
2017	54,657			4,674		
2018	55,177	519	1.0%	4,611	-63	-1.4%
2019	55,581	404	0.7%	4,567	-44	-1.0%
2020	55,874	293	0.5%	4,533	-33	-0.7%
2021	56,071	197	0.4%	4,505	-28	-0.6%
2022	56,165	95	0.2%	4,490	-15	-0.3%
2023	56,157	-8	0.0%	4,482	-9	-0.2%
2024	56,086	-71	-0.1%	4,484	2	0.0%
2025	55,986	-100	-0.2%	4,491	8	0.2%
2026	55,858	-128	-0.2%	4,498	6	0.1%
2027	55,715	-143	-0.3%	4,503	5	0.1%
2028	55,577	-138	-0.2%	4,503	0	0.0%
2029	55,440	-136	-0.2%	4,505	2	0.0%
2030	55,303	-137	-0.2%	4,505	0	0.0%
2031	55,188	-115	-0.2%	4,505	0	0.0%
2032	55,064	-124	-0.2%	4,505	0	0.0%
2033	54,930	-133	-0.2%	4,512	6	0.1%
2034	54,797	-133	-0.2%	4,513	1	0.0%
2035	54,665	-132	-0.2%	4,514	1	0.0%
2036	54,525	-139	-0.3%	4,512	-2	0.0%
2037	54,369	-156	-0.3%	4,511	-1	0.0%

AMERICAN OVERSIGHT

DRAFT 2018 Population Projections for Nevada's Counties 2018 to 2037
Based On 2017 Estimate: Includes Tesla as Separate Impact

With Addtional Factors: Tesla and Housing Costs	Nye W/ Additional Factors			Pershing W/ Additional Factors		
	Total Population	Change Previous Year	Percentage Change	Total Population	Change Previous Year	Percentage Change
2017	46,390			6,743		
2018	46,900	510	1.1%	6,654	-88	-1.3%
2019	47,359	458	1.0%	6,574	-80	-1.2%
2020	47,679	320	0.7%	6,483	-92	-1.4%
2021	47,987	308	0.6%	6,406	-77	-1.2%
2022	48,229	242	0.5%	6,332	-74	-1.2%
2023	48,437	207	0.4%	6,274	-58	-0.9%
2024	48,630	194	0.4%	6,244	-31	-0.5%
2025	48,840	209	0.4%	6,229	-15	-0.2%
2026	49,040	200	0.4%	6,222	-7	-0.1%
2027	49,244	204	0.4%	6,231	9	0.2%
2028	49,444	200	0.4%	6,247	16	0.3%
2029	49,635	191	0.4%	6,268	21	0.3%
2030	49,809	173	0.3%	6,293	25	0.4%
2031	49,972	164	0.3%	6,333	40	0.6%
2032	50,121	149	0.3%	6,365	32	0.5%
2033	50,260	139	0.3%	6,393	28	0.4%
2034	50,418	157	0.3%	6,424	31	0.5%
2035	50,588	170	0.3%	6,454	31	0.5%
2036	50,763	175	0.3%	6,485	31	0.5%
2037	50,948	185	0.4%	6,514	29	0.5%

DRAFT Baseline Without Tesla and Current Housing Costs	Nye			Pershing		
	Total Population	Change Previous Year	Percentage Change	Total Population	Change Previous Year	Percentage Change
2017	46,390			6,743		
2018	46,788	398	0.9%	6,642	-101	-1.5%
2019	47,167	380	0.8%	6,551	-91	-1.4%
2020	47,534	367	0.8%	6,465	-86	-1.3%
2021	47,867	333	0.7%	6,389	-76	-1.2%
2022	48,125	258	0.5%	6,314	-75	-1.2%
2023	48,344	219	0.5%	6,255	-59	-0.9%
2024	48,545	201	0.4%	6,223	-33	-0.5%
2025	48,760	215	0.4%	6,207	-16	-0.3%
2026	48,962	202	0.4%	6,199	-8	-0.1%
2027	49,171	208	0.4%	6,207	8	0.1%
2028	49,373	202	0.4%	6,222	15	0.2%
2029	49,567	195	0.4%	6,243	21	0.3%
2030	49,743	175	0.4%	6,269	26	0.4%
2031	49,910	167	0.3%	6,309	40	0.6%
2032	50,062	152	0.3%	6,341	32	0.5%
2033	50,203	141	0.3%	6,370	29	0.5%
2034	50,363	160	0.3%	6,401	31	0.5%
2035	50,535	172	0.3%	6,432	32	0.5%
2036	50,712	178	0.4%	6,463	31	0.5%
2037	50,900	187	0.4%	6,493	31	0.5%

AMERICAN OVERSIGHT

DRAFT 2018 Population Projections for Nevada's Counties 2018 to 2037
Based On 2017 Estimate: Includes Tesla as Separate Impact

With Addtional Factors: Tesla and Housing Costs	Storey W/ Additional Factors			Washoe W/ Additional Factors		
	Total Population	Change Previous Year	Percentage Change	Total Population	Change Previous Year	Percentage Change
2017	4,084			451,923		
2018	4,126	42	1.0%	456,038	4,115	0.9%
2019	4,196	70	1.7%	460,391	4,353	1.0%
2020	4,408	212	5.0%	467,763	7,371	1.6%
2021	4,578	171	3.9%	473,991	6,228	1.3%
2022	4,730	152	3.3%	479,259	5,268	1.1%
2023	4,863	134	2.8%	483,747	4,488	0.9%
2024	4,985	121	2.5%	487,555	3,808	0.8%
2025	5,096	112	2.2%	490,457	2,901	0.6%
2026	5,199	103	2.0%	492,868	2,411	0.5%
2027	5,297	98	1.9%	494,966	2,098	0.4%
2028	5,382	85	1.6%	496,668	1,703	0.3%
2029	5,459	77	1.4%	498,290	1,622	0.3%
2030	5,523	64	1.2%	499,810	1,519	0.3%
2031	5,577	53	1.0%	501,309	1,500	0.3%
2032	5,625	49	0.9%	502,759	1,450	0.3%
2033	5,667	42	0.7%	504,145	1,386	0.3%
2034	5,700	32	0.6%	505,497	1,352	0.3%
2035	5,721	21	0.4%	506,795	1,298	0.3%
2036	5,730	10	0.2%	507,985	1,190	0.2%
2037	5,732	2	0.0%	509,084	1,099	0.2%

DRAFT Baseline Without Tesla and Current Housing Costs	Storey			Washoe		
	Total Population	Change Previous Year	Percentage Change	Total Population	Change Previous Year	Percentage Change
2017	4,084			451,923		
2018	4,285	200	4.9%	459,608	7,685	1.7%
2019	4,475	191	4.5%	466,758	7,150	1.6%
2020	4,638	163	3.6%	472,862	6,104	1.3%
2021	4,783	145	3.1%	477,826	4,964	1.0%
2022	4,915	132	2.8%	481,732	3,906	0.8%
2023	5,031	116	2.4%	484,795	3,063	0.6%
2024	5,136	105	2.1%	487,149	2,354	0.5%
2025	5,231	94	1.8%	488,884	1,735	0.4%
2026	5,316	86	1.6%	490,359	1,474	0.3%
2027	5,397	80	1.5%	491,721	1,362	0.3%
2028	5,465	69	1.3%	492,854	1,133	0.2%
2029	5,524	59	1.1%	494,045	1,191	0.2%
2030	5,572	48	0.9%	495,234	1,189	0.2%
2031	5,611	39	0.7%	496,458	1,224	0.2%
2032	5,641	30	0.5%	497,658	1,200	0.2%
2033	5,663	22	0.4%	498,814	1,156	0.2%
2034	5,676	13	0.2%	499,941	1,127	0.2%
2035	5,681	5	0.1%	501,023	1,082	0.2%
2036	5,680	-1	0.0%	502,028	1,005	0.2%
2037	5,673	-7	-0.1%	502,968	940	0.2%

AMERICAN OVERSIGHT

DRAFT 2018 Population Projections for Nevada's Counties 2018 to 2037
Based On 2017 Estimate: Includes Tesla as Separate Impact

With Addtional Factors: Tesla and Housing Costs	White Pine W/ Additional Factors			State Total W/ Additional Factors		
	Total Population	Change Previous Year	Percentage Change	Total Population	Change Previous Year	Percentage Change
2017	10,705			2,986,656		
2018	10,756	51	0.5%	3,031,920	45,263	1.5%
2019	10,786	30	0.3%	3,073,302	41,383	1.4%
2020	10,796	10	0.1%	3,137,650	64,348	2.1%
2021	10,793	-2	0.0%	3,193,073	55,423	1.8%
2022	10,771	-22	-0.2%	3,225,108	32,034	1.0%
2023	10,732	-39	-0.4%	3,253,303	28,196	0.9%
2024	10,694	-39	-0.4%	3,277,268	23,965	0.7%
2025	10,654	-40	-0.4%	3,297,941	20,673	0.6%
2026	10,603	-51	-0.5%	3,316,888	18,947	0.6%
2027	10,558	-44	-0.4%	3,334,654	17,767	0.5%
2028	10,515	-43	-0.4%	3,350,957	16,303	0.5%
2029	10,479	-37	-0.3%	3,366,993	16,036	0.5%
2030	10,443	-35	-0.3%	3,382,551	15,558	0.5%
2031	10,408	-35	-0.3%	3,397,578	15,027	0.4%
2032	10,373	-34	-0.3%	3,411,815	14,237	0.4%
2033	10,349	-24	-0.2%	3,425,364	13,549	0.4%
2034	10,324	-24	-0.2%	3,438,227	12,862	0.4%
2035	10,301	-23	-0.2%	3,450,491	12,264	0.4%
2036	10,276	-26	-0.2%	3,461,940	11,449	0.3%
2037	10,258	-18	-0.2%	3,472,469	10,529	0.3%

DRAFT Baseline Without Tesla and Current Housing Costs	White Pine			State Total		
	Total Population	Change Previous Year	Percentage Change	Total Population	Change Previous Year	Percentage Change
2017	10,705			2,986,656		
2018	10,761	57	0.5%	3,048,165	61,509	2.1%
2019	10,796	34	0.3%	3,103,457	55,292	1.8%
2020	10,803	8	0.1%	3,163,850	60,394	1.9%
2021	10,800	-3	0.0%	3,215,705	51,855	1.6%
2022	10,777	-23	-0.2%	3,244,258	28,553	0.9%
2023	10,737	-40	-0.4%	3,269,159	24,901	0.8%
2024	10,697	-40	-0.4%	3,289,975	20,816	0.6%
2025	10,656	-41	-0.4%	3,308,043	18,068	0.5%
2026	10,605	-51	-0.5%	3,324,835	16,792	0.5%
2027	10,559	-45	-0.4%	3,340,827	15,992	0.5%
2028	10,515	-44	-0.4%	3,355,692	14,865	0.4%
2029	10,479	-37	-0.3%	3,370,536	14,844	0.4%
2030	10,443	-35	-0.3%	3,385,091	14,555	0.4%
2031	10,408	-35	-0.3%	3,399,241	14,150	0.4%
2032	10,373	-34	-0.3%	3,412,666	13,424	0.4%
2033	10,349	-24	-0.2%	3,425,454	12,789	0.4%
2034	10,323	-26	-0.2%	3,437,570	12,116	0.4%
2035	10,300	-23	-0.2%	3,449,114	11,544	0.3%
2036	10,275	-26	-0.2%	3,459,905	10,791	0.3%
2037	10,256	-19	-0.2%	3,469,840	9,934	0.3%

AMERICAN OVERSIGHT

DRAFT 2018 Population Projections for Nevada's Counties 2018 to 2037
Based On 2017 Estimate: Includes Tesla as Separate Impact

With Addtional Factors: Tesla and Housing Costs	Reno Carson City Fernly Combined Statistical Area W/ Additional Factors		
	Total Population	Change Previous Year	Percentage Change
2017	614,403		
2018	620,451	6,048	1.0%
2019	626,541	6,090	1.0%
2020	635,233	8,692	1.4%
2021	642,596	7,363	1.2%
2022	648,847	6,251	1.0%
2023	654,150	5,303	0.8%
2024	658,644	4,494	0.7%
2025	662,058	3,414	0.5%
2026	664,872	2,814	0.4%
2027	667,317	2,445	0.4%
2028	669,421	2,104	0.3%
2029	671,483	2,063	0.3%
2030	673,444	1,961	0.3%
2031	675,427	1,983	0.3%
2032	677,357	1,930	0.3%
2033	679,210	1,853	0.3%
2034	680,999	1,789	0.3%
2035	682,692	1,693	0.2%
2036	684,207	1,515	0.2%
2037	685,562	1,355	0.2%

DRAFT Baseline Without Tesla and Current Housing Costs	Reno Carson City Fernly Combined Statistical Area Baseline		
	Total Population	Change Previous Year	Percentage Change
2017	614,403		
2018	623,896	9,493	1.5%
2019	632,625	8,729	1.4%
2020	639,981	7,356	1.2%
2021	645,917	5,936	0.9%
2022	650,584	4,667	0.7%
2023	654,187	3,604	0.6%
2024	656,916	2,728	0.4%
2025	658,911	1,995	0.3%
2026	660,583	1,672	0.3%
2027	662,131	1,548	0.2%
2028	663,562	1,431	0.2%
2029	665,101	1,539	0.2%
2030	666,656	1,555	0.2%
2031	668,295	1,639	0.2%
2032	669,905	1,609	0.2%
2033	671,459	1,554	0.2%
2034	672,963	1,504	0.2%
2035	674,384	1,421	0.2%
2036	675,667	1,283	0.2%
2037	676,824	1,158	0.2%

AMERICAN OVERSIGHT

Stephanie M. Klapstein

From: Ryan McGinness <ryan@nevadadc.org>
Sent: Tuesday, May 08, 2018 10:57 AM
To: Pam Robinson
Cc: Bob Halstead
Subject: FW: Amendment
Attachments: AMODEI_040_xml.pdf

Here's the full text of the amendment, FYI.

Ryan McGinness | Nevada Washington Office

From: Kyle Thomas <Kyle.Thomas@mail.house.gov>
Date: Tuesday, May 8, 2018 at 10:26 AM
To: Kyle Thomas <Kyle.Thomas@mail.house.gov>
Subject: Amendment

Should be online shortly: https://rules.house.gov/bill/115/hr-3053

Here it is attached anyways.

Kyle Thomas
Senior Advisor
Congressman Mark E. Amodei (NV-02)
202-225-6155
Cannon HOB 332

AMERICAN OVERSIGHT

AMENDMENT TO THE RULES COMMITTEE PRINT FOR H.R. 3053 OFFERED BY MR. AMODEI OF NEVADA

Page 37, line 13, insert ", and give additional priority to such institutions with experience in nuclear waste research and environmental monitoring" before the period.

Page 37, strike lines 14 through 17 and insert the following:

"(b) DEFINITION.—In this section, the term 'institution of higher education' means—

"(1) an institution of higher education, as defined in section 101 of the Higher Education Act of 1965 (20 U.S.C. 1001); and

"(2) an institution in the Nevada System of Higher Education, as defined by the State of Nevada.".

At the end of title IV, add the following:

SEC. 408. INTERMOUNTAIN WEST CORRIDOR.

(a) IDENTIFICATION.—Section 1105(c)(68)(B) of the Intermodal Surface Transportation Efficiency Act of 1991 is amended to read as follows:

AMERICAN OVERSIGHT

"(B) for the Intermountain West Corridor, from the vicinity of Las Vegas, Nevada, north along United States Route 95 to the vicinity of Hawthorne, Nevada, then generally along Nevada State Route 839 to United States Route 50, then westerly terminating at Interstate Route 80.".

(b) COORDINATION.—The head of each Federal department or agency with jurisdiction over land located near the Intermountain West Corridor (as described in section 1105(c)(68)(B) of the Intermodal Surface Transportation Efficiency Act of 1991) shall coordinate with the State of Nevada and the Secretary of Transportation to reserve, through the land use planning processes of the department or agency, a passage for the future Interstate Route 11 along such Corridor.

SEC. 409. CONSIDERATION IN SITING FACILITIES.

Section 174 of the Nuclear Waste Policy Act of 1982 (42 U.S.C. 10174) is amended—

(1) by striking "The Secretary, in siting" and inserting the following:

"(a) FEDERAL RESEARCH PROJECTS.—The Secretary, in siting";

AMERICAN OVERSIGHT
NV-DA-20-0615-A-001198

(2) by inserting ", or monitored retrievable storage facility authorized under subtitle C," after "repository"; and

(3) by adding at the end the following:

"(b) REPORT AND PLAN FOR FEDERAL PROJECTS.—Not later than September 30, 2019, and annually thereafter, the Secretary, in consultation with other Federal agencies, the State of Nevada, affected units of local government, and affected Indian tribes, shall prepare and submit to Congress and such State, affected units of local government, and affected Indian tribes, a report identifying potential Federal projects to be located, or proposed to be located, in such State, including a plan for such Federal projects.".

SEC. 410. DEPARTMENT OF ENERGY REMEDIATION FUNDING.

(a) AUTHORIZATION.—The Secretary of Energy is authorized to provide funding for remediation of any facility of the Nevada System of Higher Education, as defined by the State of Nevada, that is contaminated with radium.

(b) FUNDING.—There is authorized to be appropriated, to carry out subsection (a), $10,000,000.

(c) LIMITATION ON FUNDING FOR OTHER USES.—Unless and until the amount authorized under subsection (b) is appropriated to carry out subsection (a), no amount

AMERICAN OVERSIGHT
NV-DA-20-0615-A-001199

may be appropriated to make expenditures from the Nuclear Waste Fund established in section 302(c) of the Nuclear Waste Policy Act of 1982 (42 U.S.C. 10222(c)) for activities described in section 302(d)(1) of such Act.

SEC. 411. SENSE OF CONGRESS REGARDING A 911 COORDINATOR FOR NEVADA.

It is the Sense of Congress that the State of Nevada should designate a State 911 coordinator for emergency response.

SEC. 412. ZIP CODE FOR STOREY COUNTY, NEVADA.

Not later than 270 days after the date of enactment of this Act, the Postal Service shall designate a single, unique ZIP code for, as nearly as practicable, the community of Storey County, Nevada.

SEC. 413. NUCLEAR TECHNOLOGY REPORT.

(a) REPORT.—The Secretary of Energy shall submit to Congress and the State of Nevada a report on the potential of locating a reprocessing or recycling facility for spent nuclear fuel near the Yucca Mountain site.

(b) CONTENTS.—The Secretary shall include in the report required under subsection (a) a description of—

(1) the energy technology benefits associated with a reprocessing or recycling facility for spent nuclear fuel;

AMERICAN OVERSIGHT

(2) the potential economic benefits for the host community associated with such a facility, including employment, infrastructure development, and workforce development benefits;

(3) the energy and national security implications for the supply and availability of nuclear fuel associated with such a facility; and

(4) the potential for locating other nuclear fuel cycle facilities near the Yucca Mountain site, such as an enrichment facility for national defense purposes.

(c) CONSULTATION.—In preparing the report required under subsection (a), the Secretary shall consult with institutions in the Nevada System of Higher Education, as defined by the State of Nevada, with prior reprocessing research experience.

(d) YUCCA MOUNTAIN SITE DEFINED.—In this section, the term ''Yucca Mountain site'' has the meaning given that term in section 2(30) of the Nuclear Waste Policy Act of 1982.



AMERICAN OVERSIGHT

Stephanie M. Klapstein

From: jmyers@gov.nv.gov
Sent: Wednesday, July 11, 2018 5:05 PM
To: nevada@e-ratecentral.com
Subject: FW: Axion Information
Attachments: 4. GOED Board Meeting - May 17, 2018 - Minutes.pdf; 5_B._Axion_Corporation_-_Board_Packet_7.pdf

See below.

From: Matthew Moore [mailto:matthew.moore@diversifynevada.com]
Sent: Wednesday, July 11, 2018 5:00 PM
To: Jojo Myers <jmyers@gov.nv.gov>
Subject: Axion Information

Jojo,

Just wanted to ensure you were tracking a potential provider for rural service. Axion is a satellite entertainment provider that has moved relocated to Reno and was approved for incentives at the last GOED board meeting (draft minutes attached – item 5B)/ "Mr. Wendt advised Axion Corporation provided advanced satellite technologies and services that enabled consumer and residential access to a new generation of high throughput satellites." And " Governor Sandoval inquired whether the company's service would be accessible in rural Nevada. Mr. Wendt confirmed this was accurate and advised the first three spot beams to be launched would be in northern Nevada. Thus, providing broadband capabilities to any citizen in the State of Nevada."

I've also attached their board application packet.

I am not sure they are a fit to integrate into your programs but they might be. I can find a good POC if you'd like to connect with them. - Matt

Matthew Moore
Deputy Director
Nevada Governor's Office of Economic Development
Main: 775-687-9900
Direct: 775-687-9913
Facsimile: 775-687-9924
matthew.moore@diversifynevada.com
www.diversifynevada.com

AMERICAN OVERSIGHT

Board Summary

Axion Corporation

505 E. Windmill Lane Suite 1C-117, Las Vegas, NV 89123
Thomas Wendt, Chief Executive Officer
Company Headquarters

Date: May 17, 2018
Main Location: Carson City

Business Type: New | County: Washoe County | Development Authority Representative: Stan Thomas - EDAWN

APPLICATION HIGHLIGHTS

- Axion Corporation is considering establishing a facility in Reno, NV. The northern Nevada facility would house the company's engineering, manufacturing, distribution, headquarters, and satellite support services.
- The target date for the expansion is fall 2018, with operations to commence in November 2018.

PROFILE

Axion Corporation is a provider of satellite-based entertainment services for the consumer and commercial markets. The company is a start-up currently based in Las Vegas, Nevada. After careful consideration of growth potential, the company has formulated plans to relocate to Reno, Nevada from its current location. The company plans to hire and train employees from the local Reno area, and begin engineering, manufacturing, distribution, headquarters, and satellite support services at a location in the Reno area for which we are currently searching. The target date for the physical move is fall 2018, with operations to commence in November 2018. *Source: Axion Corporation*

SIGNIFICANCE OF ABATEMENTS IN THE COMPANY'S DECISION TO RELOCATE/EXPAND

Axion Corporation is eyeing tremendous opportunity in its markets and, like any young company, needs to establish its operations in a cost-effective manner to support its projected growth. The incentive and abatement programs offered through GOED will make it possible to build the company's manufacturing, engineering, distribution, business and headquarters operations in a manner that is pleasing to investors and essential to Axion Corporation's bottom line. These incentives and abatements are of the highest importance to Axion Corporation and the company is grateful to be included as a candidate for these programs. *Source: Axion Corporation*

REQUIREMENTS	Statutory	Application	Sufficient	% Over / Under
Job Creation	50	205	Company meets abatement eligibility requirements	310%
Average Wage	$21.95	$40.60		85%
Equipment Capex (SU & MBT)	$1,000,000	$27,600,000		2660%
Equipment Capex (PP)	$5,000,000	$27,600,000		452%

INCENTIVES	Requested Terms	Estimated $ Amount
Sales Tax Abmt.	2% for 2 years	$1,729,140
Modified Business Tax Abmt.	50% for 4 years	$643,769
Personal Property Tax Abmt.	50% for 10 years	$588,910
Total		**$2,961,819**

NEVADA BUSINESS LICENSE			
	☑ Current	☐ Pending	☐ Will comply before receiving incentives

JOB CREATION	Contracted	24-Month Projection	5-Year Projection
	50	205	511

OTHER CAPITAL INVESTMENT	Land	Building Purchase	BTS / Building Improvements
	$0	$0	$3,000,000

ECONOMIC IMPACT ESTIMATES (10-Year Cumulative)	Total	Construction
Total Jobs Supported	1,482	31
Total Payroll Supported	$654,927,197	$1,338,900
Total Output Estimate	$2,714,908,584	$4,709,310

Estimate includes jobs, payroll & output by the company assisted as well as the secondary impacts to other local businesses.

NEW TAX REVENUE ESTIMATES (10-Year Cumulative)	Direct	Indirect	Total
Local Taxes			
Property	$891,360	$18,079,257	**$18,970,617**
Sales	$122,168	$10,293,340	**$10,415,508**
Lodging	$0	$506,306	**$506,306**
State Taxes			
Property	$43,419	$1,088,237	**$1,131,656**
Sales	$591,000	$4,060,549	**$4,651,549**
Modified Business	$4,409,138	$3,737,334	**$8,146,472**
Lodging	$0	$168,769	**$168,769**
Total	**$6,057,085**	**$37,933,792**	**$43,990,877**

EMPLOYEE BENEFITS

- Percentage of health insurance covered by company: 70%.
- Health care package cost per employee - $9,400 annually with options for dependents.
- Overtime, PTO/Sick/Vacation, Merit Increases, Tuition Assistance, Retirement Plan / Profit Sharing / 401(k), Bonus.

NOTES

- Percentage of revenue generated by the new jobs contained in this application from outside Nevada: 95%.
- The company is also considering Texas as a potential location.

AMERICAN OVERSIGHT

April 5, 2018

Director Paul Anderson
Governor's Office of Economic Development
808 West Nye Lane
Carson City, NV 89703

Re: Axion Corporation

Dear Paul;

EDAWN hereby supports the application of Axion Corporation for the Sales & Use Tax Abatement, Modified Business Tax Abatement, and Personal Property Tax Abatement.

Axion is a provider of satellite-based entertainment services for the consumer and commercial markets. The company is planning to relocate its corporate headquarters, manufacturing and engineering to Reno with plans to commence operations by November 2018.

The company will be investing approximately $27,000,000 in capital equipment and plans to hire 205 employees by the end of Year Two at an average wage of $40.60 per hour and 511 employees at the end of 5 years.

The company's compensation package includes medical, dental, and vision benefits. Additional compensation includes merit increases, overtime, PTO/sick/vacation, retirement plan/profit sharing/401K, tuition assistance, retirement plan/profit sharing/401K, and bonus. Employee health insurance is covered 70% by the company and commences upon employment.

EDAWN supports this application as the company meets all three program requirements. Your consideration and support of the incentive application for Axion is a significant factor in their pending decision to expand in northern Nevada and speaks favorably to the State's business-friendly environment.

Sincerely,

Stan Thomas
EDAWN, Executive Vice-President
Business Development

AMERICAN OVERSIGHT

www.edawn.org | 5190 Neil Road, Suite 110 | Reno, NV 89502 | (p) 775.829.3700 or 800-256-9761 | (f) 775-829-3710

AXION CORPORATION

April 4, 2018

Governor's Office of Economic Development
808 West Nye Lane
Carson City, NV 89703

Dear Commission Members:

Axion Corporation is a provider of satellite-based entertainment services for the consumer and commercial markets. We are a start-up currently based in Las Vegas, Nevada. After careful consideration of our growth potential, our company has formulated plans to relocate to Reno, Nevada from our current location in Las Vegas, Nevada. We plan to hire and train employees from the local Reno area, and begin engineering, manufacturing, distribution, headquarters, and satellite support services at a location in the Reno area for which we are currently searching. The target date for the physical move is fall 2018, with operations to commence in November 2018.

The decision to relocate our operations from Las Vegas operation to Reno was due to several factors, including the business tax structure, cost of living, availability of technical talent, and logistic advantages offered by the region. In addition, Axion is aware of the benefits of the State Incentive Program, and this also was a critical factor in deciding to relocate our manufacturing and engineering operations to Reno.

The relocation plan to Reno involves setting up a manufacturing operation and engineering offices and investments in additional equipment. In order to staff and operate our operations, the plan is to hire up to 205 employees in the first two years, with increases over five years. The average hourly rate of the employees is projected to be $40.60.

We are excited about the market opportunities presented by this relocation and the advantages that locating this facility in Reno will offer our company. In conjunction with Nevada's business-friendly environment, we see this as a first step in what will be increased growth for Axion Corp.

Sincerely,

Peter Vrettas
President & CAO
AXION CORPORATION

AMERICAN OVERSIGHT
NV-DA-20-0615-A-001205

Sabra Newby
City Manager

(775) 334-2020
(775) 334-2097 Fax
newbys@reno.gov
Web site: reno.gov

April 27, 2018

Mr. Ryan Smith
Business Development Manager
Nevada Governor's Office of Economic Development
555 E. Washington Street, Suite 5400
Las Vegas, NV 89101

RE: Sales & Use Tax, Modified Business Tax and Personal Property Tax Abatements
Axion Corporation

Dear Mr. Smith:

We are in receipt of your letter dated April 17, 2018 regarding an application for various tax abatements submitted by Axion Corporation to the Governor's Office of Economic Development.

At this time, we have no questions or comments for the board.

Should you have any additional questions please feel free to contact me.

Sincerely,

Sabra Newby
City Manager

cc. Mayor and City Council

AMERICAN OVERSIGHT

April 24, 2018

Mr. Paul Anderson
Executive Director
Nevada Governor's Office of Economic Development
555 E. Washington 808 W. Nye Lane
Carson City, NV 89703

RE: REQUEST FOR CONFIDENTIALITY OF RECORDS AND DOCUMENTS

Dear Director Anderson:

On April 5, 2018, Axion Corporation submitted an application to you as the Executive Director of the State of Nevada Governor's Office of Economic Development ("GOED") requesting approval of economic incentives for their new operation in Nevada. The purpose of this letter is to request confidentiality pursuant to Section 4 of Assembly Bill No. 17 (2015 Regular Session) as codified in NRS 231.069.

Please be advised Axion Corporation specifically deems the following information proprietary and confidential:

1) The detailed schedule of Employment List
2) The detailed schedule of Capital Equipment List

Thank you for your consideration. If you have any questions or require any further information, please do not hesitate to contact me.

Sincerely,

Peter T. Vrettas
President & CAO

AMERICAN OVERSIGHT

Nevada Governor's Office of
ECONOMIC DEVELOPMENT

555 E. Washington Avenue, Suite 5400, Las Vegas, NV 89101
702.486.2700 • www.diversifynevada.com

REQUEST FOR CONFIDENTIALITY DETERMINATION

Pursuant to NRS 231.069, and upon the request of applicant Axion Corporation the Executive Director of the Office has determined the:

(i) The detailed schedule of Capital Equipment List, 5(A)
(ii) The detailed schedule of Employment List, 5(B)

are confidential proprietary information of the business, are not public records, and shall be redacted in its entirety from the copy of the application that is disclosed to the public.

Paul Anderson
Executive Director

4/27/2018
Date

AMERICAN OVERSIGHT

Nevada Governor's Office of
ECONOMIC DEVELOPMENT

Incentive Application

Company Name: Axion Corporation

Date of Application: April 4, 2018

Company is an / a: (check one)

- [x] New location in Nevada
- [ ] Expansion of a Nevada company

Section 1 - Type of Incentives

Please check all that the company is applying for on this application:

- [x] Sales & Use Tax Abatement
- [ ] Sales & Use Tax Deferral
- [x] Modified Business Tax Abatement
- [ ] Recycling Real Property Tax Abatement
- [x] Personal Property Tax Abatement
- [ ] Other: _____

Section 2 - Corporate Information

COMPANY NAME (Legal name under which business will be transacted in Nevada)			FEDERAL TAX ID #
Axion Corporation			
CORPORATE ADDRESS	CITY / TOWN	STATE / PROVINCE	ZIP
505 E. Windmill Lane, Suite 1C-117	Las Vegas	NV	89123
MAILING ADDRESS TO RECEIVE DOCUMENTS (If different from above)	CITY / TOWN	STATE / PROVINCE	ZIP
Same as above			
TELEPHONE NUMBER	WEBSITE		
(702) 997-3399	www.axion.tv		
COMPANY CONTACT NAME	COMPANY CONTACT TITLE		
Peter Vrettas			
E-MAIL ADDRESS	PREFERRED PHONE NUMBER		
peter.vrettas@axion.tv			

Has your company ever applied and been approved for incentives available by the Governor's Office of Economic Development? [ ] Yes [x] No

If Yes, list the program awarded, date of approval, and status of the accounts (attach separate sheet if necessary):

Section 3 - Program Requirements

Please check two of the boxes below; the company must meet at least two of the three program requirements:

- [x] A capital investment of $1,000,000 in eligible equipment in urban areas or $250,000 in eligible equipment in rural areas are required. This criteria is businesses. In cases of expanding businesses, the capital investment must equal at least 20% of the value of the tangible property owned by the business.
- [x] New businesses locating in urban areas require fifty (50) or more permanent, full-time employees on its payroll by the eighth calendar quarter following quarter in which the abatement becomes effective. In rural areas, the requirement is ten (10) or more. For an expansion, the business must increase employees on its payroll by 10% more than its existing employees prior to expansion, or by 25 (urban) or 6 (rural) employees, whichever is greater.
- [x] In urban areas, the average hourly wage that will be paid by the business to its new employees is at least 100% of the average statewide hourly wage. in rural areas, the average hourly wage will equal or exceed the lesser of the county-wide average hourly wage or statewide average hourly wage.

Note: Criteria is different depending on whether the business is in a county whose population is 100,000 or more or a city whose population is 60,000 or more (i.e., "urban" area), or if the business is in a county whose population is less than 100,000 or a city whose population is less than 60,000 (i.e., "rural" area).

Section 4 - Nevada Facility

Type of Facility:

- [x] Headquarters
- [ ] Service Provider
- [x] Technology
- [x] Distribution / Fulfillment
- [x] Back Office Operations
- [x] Manufacturing
- [x] Research & Development / Intellectual Property
- [ ] Other: _____

PERCENTAGE OF REVENUE GENERATED BY THE NEW JOBS CONTAINED IN THIS APPLICATION FROM OUTSIDE NEVADA	EXPECTED DATE OF NEW / EXPANDED OPERATIONS (MONTH / YEAR)
95%	Nov-2018
NAICS CODE / SIC	INDUSTRY TYPE
NAICS 515210/SIC 4841	Technology & Entertainment

DESCRIPTION OF COMPANY'S NEVADA OPERATIONS

Engineering, Manufacturing, Distribution, IT, Business Development, Headquarters

PROPOSED / ACTUAL NEVADA FACILITY ADDRESS	CITY / TOWN	COUNTY	ZIP
TBD	TBD		TBD

WHAT OTHER STATES / REGIONS / CITIES ARE BEING CONSIDERED FOR YOUR COMPANY'S RELOCATION / EXPANSION / STARTUP?

Texas

AMERICAN OVERSIGHT

Section 5 - Complete Forms (see additional tabs at the bottom of this sheet for each form listed below)

Check the applicable box when form has been completed.

5 (A) ☑ Equipment List

5 (B) ☑ Employment Schedule

5 (C) ☑ Evaluation of Health Plan, with supporting documents to show the employer paid portion of plan meets the minimum of 65%.

Section 6 - Real Estate & Construction (Fill in either New Operations/Startup or Expansion, not both.)

New Operations / Start Up - Plans Over the Next **Ten Years**		**Expansions** - Plans Over the Next **10 Years**	
Part 1. Are you currently/planning on leasing space in Nevada?	**Yes**	Part 1. Are you currently leasing space in Nevada?	
If No, skip to Part 2. If Yes, continue below:		***If No, skip to Part 2. If Yes, continue below:***	
What year(s)?	2018-2023	What year(s)?	
How much space (sq. ft.)?	TBD	How much space (sq. ft.)?	
Annual lease cost of space:	TBD	Annual lease cost at current space:	
Do you plan on making building tenant improvements?	Yes	Due to expansion, will you lease additional space?	
If No, skip to Part 2. If Yes *, continue below:		***If No, skip to Part 3. If Yes, continue below:***	
When to make improvements (month, year)?	TBD	Expanding at the current facility or a new facility?	
		What year(s)?	
		How much expanded space (sq. ft.)?	
		Annual lease cost of expanded space:	
Part 2. Are you currently/planning on buying an owner occupied facility in Nevada?	**No**	Do you plan on making building tenant improvements?	
If No, skip to Part 3. If Yes *, continue below:		***If No, skip to Part 3. If Yes *, continue below:***	
Purchase date, if buying (month, year):		When to make improvements (month, year)?	
How much space (sq. ft.)?			
Do you plan on making building improvements?		Part 2. Are you currently operating at an owner occupied building in Nevada?	
If No, skip to Part 3. If Yes *, continue below:		***If No, skip to Part 3. If Yes, continue below:***	
When to make improvements (month, year)?		How much space (sq. ft.)?	
		Current assessed value of real property?	
Part 3. Are you currently/planning on building a build-to-suit facility in Nevada?	**No**	Due to expansion, will you be making building improvements?	
If Yes *, continue below:		***If No, skip to Part 3. If Yes *, continue below:***	
When to break ground, if building (month, year)?		When to make improvements (month, year)?	
Estimated completion date, if building (month, year):			
How much space (sq. ft.)?		Part 3. Do you plan on building or buying a new facility in Nevada?	
		If Yes *, continue below:	
		Purchase date, if buying (month, year):	
		When to break ground, if building (month, year)?	
		Estimated completion date, if building (month, year):	
		How much space (sq. ft.)?	
*** Please complete Section 7** - Capital Investment for New Operations / Startup.		*** Please complete Section 7** - Capital Investment for Expansions below.	

BRIEF DESCRIPTION OF CONSTRUCTION PROJECT AND ITS PROJECTED IMPACT ON THE LOCAL ECONOMY (Attach a separate sheet if necessary):

AMERICAN OVERSIGHT

Section 7 - Capital Investment (Fill in either New Operations/Startup or Expansion, not both.)

New Operations / Start Up		Expansions	
How much capital investment is planned? (Breakout below):		How much capital investment is planned? (Breakout below):	
Building Purchase (if buying):	N/A	Building Purchase (if buying):	
Building Costs (if building / making improvements):	$3 million	Building Costs (if building / making improvements):	
Land:	N/A	Land:	
Equipment Cost:	$27 million	Equipment Cost:	
Total:	**$30 million**	**Total:**	
		Is the equipment purchase for replacement of existing equipment?	
		Current assessed value of personal property in NV:	
		(Must **attach** the most recent assessment from the County Assessor's Office.)	

Section 8 - Employment (Fill in either New Operations/Startup or Expansion, not both.)

New Operations / Start Up		Expansions	
How many full-time equivalent (FTE*) employees will be created by the end of the first eighth quarter of new operations?:	205	How many full-time equivalent (FTE*) employees will be created by the end of the first eighth quarter of expanded operations?:	
Average hourly wage of these new employees:	$40.60	Average hourly wage of these new employees:	
		How many FTE employees prior to expansion?:	
		Average hourly wage of these existing employees:	
		Total number of employees after expansion:	

* FTE represents a permanent employee who works an average of 30 hours per week or more, is eligible for health care coverage, and whose position is a "primary job" as set forth in NAC 360.474.

OTHER COMPENSATION (Check all that apply):

- ☑ Overtime
- ☑ Merit increases
- ☑ Tuition assistance
- ☑ Bonus
- ☑ PTO / Sick / Vacation
- ☐ COLA adjustments
- ☑ Retirement Plan / Profit Sharing / 401(k)
- ☑ Other:

BRIEF DESCRIPTION OF ADDITIONAL COMPENSATION PROGRAMS AND ELIGIBILITY REQUIREMENTS (Attach a separate sheet if necessary):

TBD

Section 9 - Employee Health Insurance Benefit Program

Is health insurance for employees and an option for dependents offered?: ☐ Yes (copy of benefit plan must be attached) ☐ No

Package includes (check all that apply):

- ☑ Medical
- ☑ Vision
- ☑ Dental
- ☐ Other:

Qualified after (check one):

- ☑ Upon employment
- ☐ Three months after hire date
- ☐ Six months after hire date
- ☐ Other:

Health Insurance Costs:		Percentage of health insurance coverage by (min 65%):	
Cost of health insurance for company (annual amount per employee):	$ 9,400.00	Company:	70%
Health Plan annual out-of-pocket maximum (individual):	$ 4,000.00	Employee:	30%

[SIGNATURE PAGE FOLLOWS]

AMERICAN OVERSIGHT

[SIGNATURE PAGE FOLLOWS]

Section 10 - Certification

I, the undersigned, hereby grant to the Governor's Office of Economic Development access to all pertinent and relevant records and documents of the aforementioned company. I understand this requirement is necessary to qualify and to monitor for compliance of all statutory and regulatory provisions pertaining to this application.

Being owner, member, partner, officer or employee with signatory authorization for the company, I do hereby declare that the facts herein stated are true and that all licensing and permitting requirements will be met prior to the commencement of operations. In addition, I and /or the company's legal counsel have reviewed the terms of the GOED Tax Abatement and Incentives Agreement, the company recognizes this agreement is generally not subject to change, and any material revisions have been discussed with GOED in advance of board approval.

Peter T. Vrettas
Name of person authorized for signature

Peter T. Vrettas
Signature

President and Chief Administrative Officer
Title

4/4/2018
Date

AMERICAN OVERSIGHT

Site Selection Factors

Company Name: Axion Corp. County: Washoe

Section 1 - Site Selection Ratings

Directions: Please rate the select factors by importance to the company's business (1 = very low; 5 = very high). Attach this form to the Incentives Application.

Availability of qualified workforce:	3	Transportation infrastructure:	1
Labor costs:	2	Transportation costs:	1
Real estate availability:	4	State and local tax structure:	5
Real estate costs:	3	State and local incentives:	5
Utility infrastructure:	5	Business permitting & regulatory structure:	3
Utility costs:	2	Access to higher education resources:	3

Please summarize the importance of the abatement program to your decision (please include at least a paragraph summary):

Axion Corp. is eyeing tremendous opportunity in its markets, and like any young company, needs to establish its operations in a cost-effective manner as a springboard to its projected growth. The incentive and abatement programs offered through GOED will make it possible to build our manufacturing, engineering, distribution, business and headquarters operations in a manner that is pleasing to our investors and essential to our bottom line. These incentives and abatements are of the highest importance to Axion, and we are grateful to be included as a candidate for these programs.

AMERICAN OVERSIGHT

Equipment Schedule, Detailed

The Office has determined the detailed equipment schedule as described in this application constitutes confidential proprietary information of Axion Corporation., and is not a public record.

AMERICAN OVERSIGHT

Employment Schedule, Detailed

The Office has determined the detailed employment schedule as described in this application constitutes confidential proprietary information of Axion Corporation., and is not a public record.

AMERICAN OVERSIGHT

5(C) Evaluation of Health Plans Offered by Companies

Company Name: Axion Corp. County: Washoe

Total Number of Full-Time Employees:	205
Average Hourly Wage per Employee	$40.60
Average Annual Wage per Employee (implied)	$84,448.00
Annual Cost of Health Insurance per Employee	$9,500.00
Percentage of Cost Covered by:	
Company	75%
Employee	25%
Health Plan Annual Out-of-Pocket Maximum	$3,200

Generalized Criteria for Essential Health Benefits (EHB)

[following requirements outlined in the Affordable Care Act and US Code, including 42 USC Section 18022]

Covered employee's premium not to exceed 9.5% of annual wage	3.7%	MMQ
Annual Out-of-Pocket Maximum not to exceed $7,150 (2017)	$3,200	MMQ

Minimum essential health benefits covered (Company offers PPO):

(A) Ambulatory patient services	x
(B) Emergency services	x
(C) Hospitalization	x
(D) Maternity and newborn care	x
(E) Mental health/substance use disorder/behavioral health treatment	x
(F) Prescription drugs	x
(G) Rehabilitative and habilitative services and devices	x
(H) Laboratory services	x
(I) Preventive and wellness services and chronic disease management	x
(J) Pediatric services, including oral and vision care	x
No Annual Limits on Essential Health Benefits	x

I, the undersigned, hereby declare to the Governor's Office of Economic Development that the facts herein stated are true, and that I have attached sufficient plan information highlighting where our plan reflects meeting the 65% minimum threshold for the employe paid portion of the plan for GOED to independently confirm the same.

Peter Vrettas
Name of person authorized for signature

Signature

President and Chief Administrative Officer
Title

4/4/2018
Date

AMERICAN OVERSIGHT

SilverFlume
NEVADA'S BUSINESS PORTAL

AXION CORPORATION

Business Entity Information			
Status:	Active	File Date:	03/31/2016
Type:	Domestic Corporation	Entity Number:	E0146762016-7
Qualifying State:	NV	List of Officers Due:	03/31/2019
Managed By:		Expiration Date:	
Foreign Name:		On Admin Hold:	No
NV Business ID:	NV20161190704	Business License Exp:	03/31/2019

Additional Information	
Central Index Key	

Registered Agent Information			
Name:	CSC SERVICES OF NEVADA, INC.	Address 1:	2215-B RENAISSANCE DR
Address 2:		City:	LAS VEGAS
State:	NV	Zip Code:	89119
Phone:		Fax:	
Mailing Address 1:		Mailing Address 2:	
Mailing City:		Mailing State:	NV
Mailing Zip Code:			
Agent Type:	Commercial Registered Agent - Corporation		
Jurisdiction:	NEVADA	Status:	Active
View all business entities under this registered agent ()			

AMERICAN OVERSIGHT

STATE OF NEVADA
GOVERNOR'S OFFICE OF ECONOMIC DEVELOPMENT
BOARD MEETING
May 17, 2018

The meeting of the Board of Economic Development was called to order by Governor Brian Sandoval at the Legislative Counsel Bureau, 401 South Carson St, Room 3137, Carson City, Nevada, 89701; and via video conference at the Grant Sawyer Building, Legislative Counsel Bureau, Room 4412, 555 E. Washington Avenue, Las Vegas, Nevada, 89101.

1. CALL TO ORDER, ROLL CALL AND ESTABLISH QUORUM

VOTING BOARD MEMBERS PRESENT

Governor Brian Sandoval, State of Nevada
Lieutenant Governor Mark Hutchison, State of Nevada
Secretary of State Barbara Cegavske, State of Nevada
Dr. Weldon Havins, Director, Medical Jurisprudence and Ophthalmology, Touro University Nevada
Mr. Adam Kramer, Executive Vice President of Strategy, Switch, Inc.
Mr. James Barrett, Jr., President and Founder, The JABarrett Company
Dr. Dana Bennett, President, Nevada Mining Association
Mr. Dan Klaich, Voting Member at Large
Mr. Raymond Specht, Founder and CEO, Specht Leadership Consulting

NON-VOTING BOARD MEMBERS PRESENT

Mr. Don Soderberg, Director, Department of Employment Rehabilitation and Training

NON-VOTING BOARD MEMBERS ABSENT AND EXCUSED

Dr. Thom Reilly, Chancellor and Chief Executive Officer, Nevada System of Higher Education

STAFF MEMBERS PRESENT

Paul Anderson, Executive Director, GOED, Secretary of Board
Derek Armstrong, Deputy Director, GOED
Karsten Heise, Director of Technology Commercialization, GOED
Ryan Smith, Director of Business Operations, GOED
Brian Baluta, Director of Communications, GOED
Bob Potts, Director of Research, GOED
Stacey Bostwick, Workforce Development Program Coordinator, GOED
Gillian Barclay, Healthcare Industry Specialist, GOED
Michelle Sibley, Executive Assistant / HR Coordinator, GOED

AMERICAN OVERSIGHT

Melanie Sheldon, Program Manager, GOED
Mariah Heriman, Executive Assistant / Program Management Specialist, GOED

GUESTS PRESENT

Assemblywoman Irene Bustamante-Adams
Scott Anderson, Secretary of State's Office
Peter Keegen, Attorney General's Office
Shelli Long, Department of Taxation
Lezlie Helget, Department of Taxation
Lieutenant J. Wilson, Nevada Department of Corrections
Jeannette Calderan, Nevada State Board of Nursing
Catherine Prato-Lefkowitz, Nevada State Board of Nursing
Phil Klevorick, Clark County Economic Development
Bill Arent, City of Las Vegas
Barbara Coffee, City of Henderson
Peter Goldberg, City of North Las Vegas
Michelle Lindsey, NV Energy
Frank Woodbeck, Nevada System of Higher Education
Rhea Gustafson, Nevada Industry Excellence
Monica Moya, University of Phoenix
Luz Castro, College of Southern Nevada
Heather Maye, Truckee Meadows Community College
Barbara Walden, Truckee Meadows Community College
Camille Vega, Truckee Meadows Community College
Julia Millard, Brightwood College
Vasily Kamyshanov, NCLab
Cynthia Knight, Homewatch Caregivers
Robyn Ruelas, Eastridge Workforce Solutions
Brian Wilcox, Blackridge Technology, Inc.
Jonathan Wilson, Northern Nevada Transitional Housing
Billy Owensby, Quality Plastics, Inc.
Lea Tauchen, Abney Tauchen Group
Bailey Schulz, Las Vegas Review Journal
Arne Wagley, Nevada Citizen
Carol Wagley, Nevada Citizen
Nancy McCormick, EDAWN
Stan Thomas, EDAWN
Chris Ault, Jr., EDAWN
Jonas Peterson, LVGEA
Jared Smith, LVGEA
Michael Walsh, LVGEA
Perry Ursem, LVGEA
Anthony Ruiz, LVGEA
Andrew Haskin, NNDA

AMERICAN OVERSIGHT

Mark Newcomer, 3PEA International, Inc.
Chris Mueller, 3PEA International, Inc.
Jesse Bugarin, Alpha Guardian
Jason Palmberg, Alpha Guardian
Roger Jenkins, Alpha Guardian
Thomas Wendt, Axion Corporation
Tina Wendt, Axion Corporation
Peter Vrettas, Axion Corporation
Alan Larson, Axion Corporation
Elizabeth van den Abeelen, Axion Corporation
Charles van den Abeelen, Axion Corporation
Werner van den Abeelen, Axion Corporation
Richard Cox, Cannae Holdings, Inc.
Gary Amico, Amico and Associates, Inc.
Dean Pardee, Fortress Innovations, Inc.
Jeanne Benedetti, Fulcrum Sierra Biofuels, LLC
Robert Hagineros, Fulcrum Sierra Biofuels, LLC
Rob Sitterly, KRS Global Biotechnology, Inc.
Rick Roscetti, KRS Global Biotechnology, Inc.
Rob Sitterly, KRS Global Biotechnology, Inc.
Mirtha Fonte, KRS Global Biotechnology, Inc.
Robert Ronzio, KRS Global Biotechnology, Inc.
Craig Miller, Pictographics
Paul Eickhoff, Polaris Industries, Inc.
Conner Humphrey, Ritchie Bros. Auctioneers (America), Inc.
Randy Berry, Ritchie Bros. Auctioneers (America), Inc.

2. PUBLIC COMMENT

Mr. Brian Wilcox, Chief Information Security Officer (CISO), BlackRidge Technology (BlackRidge), provided public comment in Carson City. Mr. Wilcox advised he was the former CISO for the State of Nevada prior to joining Blackridge, a military grade cyber defense security company headquartered in Reno, Nevada. Mr. Wilcox noted his previous role had awarded him a unique vantage point to understanding the strengths, weaknesses, threats, and opportunities of the state's cyber defenses. Mr. Wilcox advised he'd come in front of the Board as an extension of his public trust obligation fostered while in official capacity with the state. Mr. Wilcox noted BlackRidge was unique in providing a solution that forever changed safe internet communications. Transport Access Control (TAC), the primary of seven patents held by BlackRidge, acts as the liaison between the chaos of the internet and organizational networks, preventing unapproved traffic from being initiated. The solution authenticates every connection on the first packet of data, resulting in an immediate reduction in malicious, unwanted traffic that poses the bulk of cyber threats. Mr. Wilcox would continue informing Nevada's state entities that the next generation of cyber defenses had arrived and BlackRidge would be managing efforts through the Nevada Office of Cyber Defense Coordination.

AMERICAN OVERSIGHT

Mr. Jared Smith, Chief Operating Officer, Las Vegas Global Economic Alliance (LVGEA) provided public comment from Las Vegas. Mr. Smith noted the May 17 meeting agenda comprised the most projects LVGEA had ever represented at a GOED Board meeting. Mr. Smith commended the companies, Nevada's Economic Development infrastructure staff, and the state's incentive and abatement programs.

3. GOVERNOR SANDOVAL'S COMMENTS

Governor Brian Sandoval opened the meeting and welcomed new Nevada Governor's Office of Economic Development (GOED) Board member Mr. Adam Kramer, Executive Vice President of Strategy, Switch, Inc. Mr. Kramer thanked Governor Sandoval and noted he was greatly appreciative for the opportunity to serve on the Board.

Governor Sandoval noted the meeting's robust agenda and thanked the GOED Board, Regional Development Authorities, local governments, and Nevada's institutions of higher learning for their work with companies considering Nevada for relocation or expansion.

4. APPROVAL OF THE MARCH 15, 2018 BOARD MEETING MINUTES

A MOTION WAS MADE BY MR. DAN KLAICH TO APPROVE THE MARCH 15, 2018 MEETING MINUTES; THIS MOTION WAS SECONDED BY MR. KRAMER. THE MOTION PASSED UNANIMOUSLY.

5. ABATEMENT APPLICATIONS FOR BOARD APPROVAL:

A. ADVANCED TECHNOLOGIES MANAGEMENT, INC. DBA PICTOGRAPHICS

- **SALES TAX ABATEMENT**
- **MODIFIED BUSINESS TAX ABATEMENT**
- **PERSONAL PROPERTY TAX ABATEMENT**

Mr. Perry Ursem, Vice President of Business Retention and Expansion, LVGEA presented Advanced Technologies Management, Inc. dba Pictographics (Pictographics), and provided a brief overview of the company and abatements sought. Pictographics is an industry leader in print technology, utilizing the latest hardware to deliver the highest quality products. The company produced graphics for events, trade shows, interior design, and architectural installations and is was a manufacturer for strategic partners. The expansion would add 27 new jobs, producing an average hourly wage of $27.35, and capital investment projections of $17.6m. Mr. Ursem was joined by Mr. Craig Miller, President and Chief Executive Officer, Pictograhics.

Mr. Miller advised Pictographics planned to expand its existing southern Nevada manufacturing facility in conjunction with leasing or purchasing a second facility. The company started as a family-run, suburban home-based, credit-card-financed business and evolved into a 'world class' company. The company has been the principal graphics provider for the Fiesta Bowl, BCS

AMERICAN OVERSIGHT

National Championship, NBA All Star Games, and for key exhibitors at the Consumer Electronics Show (CES) including Intel, Nokia, and LG Electronics. Pictographics continued to expand its market by becoming a total solution provider and by partnering with other solutions companies. Mr. Miller noted the company was currently forming an alliance with Hewlett-Packard (HP) to become a manufacturing center for 3D printing. Pictographics had been named the beta site for HP's new 580 color printer and the beta site for Mimaki USA's 3DUJ-553 photorealistic 3D printer.

Lieutenant Governor Mark Hutchison asked whether the company's technology was intellectual property (IP) protected. Mr. Miller confirmed Pictographics had several patents and initial access to certain products and technologies. To support this the company had teamed up with high schools, and the university system, to develop the talent pipeline required for the progressive additive manufacturing sector. Additionally, the company planned to grow its intern program to offer internships to UNLV undergraduate and graduate students. Mr. Miller highlighted the University of Las Vegas' (UNLV) engineering program and noted the company had excellent experiences working with Mr. Rama Venkat, Dean, UNLV Howard R. Hughes College of Engineering.

A MOTION WAS MADE BY MR. KLAICH TO APPROVE THE APPLICATION FOR A SALES TAX ABATEMENT, MODIFIED BUSINESS TAX ABATEMENT, AND PERSONAL PROPERTY TAX ABATEMENT AS DESCRIBED IN AGENDA ITEM 5A. THIS MOTION WAS SECONDED BY SECRETARY OF STATE BARBARA CEGAVSKE. THE MOTION PASSED UNANIMOUSLY.

B. AXION CORPORATION

- **SALES TAX ABATEMENT**
- **MODIFIED BUSINESS TAX ABATEMENT**
- **PERSONAL PROPERTY TAX ABATEMENT**

Mr. Stan Thomas, Executive Vice President, Economic Development Authority of Western Nevada (EDAWN), presented Axion Corporation and provided a brief overview of the company and abatements sought. Axion Corporation is a provider of satellite-based entertainment services for the consumer and commercial markets. Axion Corporation is considering establishing a facility in Reno, NV. The northern Nevada facility would house the company's engineering, manufacturing, distribution, headquarters, and satellite support services. The company planned to invest over $27m in capital equipment and anticipated hiring 205 employees with an average wage over $40.00 an hour. Mr. Thomas was joined by Mr. Thomas Wendt, Chief Executive Officer, Axion Corporation

Mr. Wendt advised Axion Corporation provided advanced satellite technologies and services that enabled consumer and residential access to a new generation of high throughput satellites. Axion Corporation would initially deliver products in the United States however the first satellite's coverage would include North America, Mexico, Latin America, the Caribbean. The company's initial target market was the 14 million households in the United States currently with little or no

AMERICAN OVERSIGHT

access to residential broadband services. The economic incentives and dynamic business climate were important reasons Axion Corporation had reviewed as a Nevada location.
Governor Sandoval inquired whether the company's service would be accessible in rural Nevada. Mr. Wendt confirmed this was accurate and advised the first three spot beams to be launched would be in northern Nevada. Thus, providing broadband capabilities to any citizen in the State of Nevada.

Governor Sandoval inquired about the specific skill sets sought in employees. Mr. Wendt advised approximately half of the company's employees would be required to have engineering skillsets. However, the company would also be seeking to fill roles in manufacturing, distribution, IT, business development, and corporate headquarter positions.

Governor Sandoval inquired whether the company planned to work with Nevada learning institutions for recruitment purposes. Mr. Wendt noted the company anticipated collaborating with the University of Reno (UNR) and UNLV for hiring and employment program purposes.

Secretary of State Cegavske inquired whether the company also planned to reach out to community colleges. Mr. Wendt advised EDAWN had connected the company with local community colleges and Axion Corporation was exploring the opportunity to develop a 12-week training process.

A MOTION WAS MADE BY LIEUTENANT GOVERNOR HUTCHISON TO APPROVE THE APPLICATION FOR A SALES TAX ABATEMENT, A MODIFIED BUSINESS TAX ABATEMENT AND A PERSONAL PROPERTY TAX ABATEMENT AS DESCRIBED IN AGENDA ITEM 5B. THIS MOTION WAS SECONDED BY DR. WELDON HAVINS. THE MOTION PASSED UNANIMOUSLY.

C. CAREMARK, LLC
- **SALES TAX ABATEMENT**
- **MODIFIED BUSINESS TAX ABATEMENT**
- **PERSONAL PROPERTY TAX ABATEMENT**

D. CAREMARK, LLC
- **CATALYST FUND**

Governor Sandoval advised Agenda Items 5C and 5D would be heard together.

Mr. Michael Walsh, Vice President of Economic Development, LVGEA, presented Caremark, LLC, and provided a brief overview of the company and abatements sought. Caremark, LLC, operates as a subsidiary of the American retail and health care company CVS Health (CVS). CVS is a Fortune 10 company and is presently the largest pharmacy chain in the United States in terms of number of locations and total prescription revenues. Caremark, LLC offers prescription benefits management services in the United States. The company designs and fulfills prescription drug benefit plans. The company offers prescription benefit services, including local retail pharmacy and home delivery options; specialty pharmacy services, such as pharmaceuticals and other therapeutic services for participants with chronic or genetic disorders; and care patterns

AMERICAN OVERSIGHT

disease management programs, which provide participant care for complex conditions. Caremark, LLC anticipates hiring 102 new employees in the first 24 months of operations, with an average hourly wage of $25.73. The company anticipated making a capital investment of $5m in equipment. Mr. Walsh thanked Mr. Gustavo Perez, Senior Manager - Indirect Tax, Ernst & Young for bringing this opportunity to the State of Nevada. Mr. Walsh was joined by Mr. Dan Klein, Director of Engineering, Caremark, LLC.

Mr. Klein advised CVS/Caremark, LLC had recently been focused on the creation of a prescription management service center that would provide innovative tools and strategies to help improve clinical outcomes for client plan members while assisting them in managing pharmacy overall health care costs. The company was seeking the most operationally efficient and cost-effective location to accommodate its business needs as the company was planning for large capital and hiring commitments. Mr. Klein highlighted the company's commitment to community engagement and corporate citizenship via event sponsorship, volunteerism, and disaster relief. The company is also committed to leveraging local universities to increase high-paying positions in the pharmaceutical sector, which in turn would drive industry growth. Mr. Klein noted the opportunity for partnerships and collaborations with UNLV, the College of Southern Nevada (CSN), and other southern Nevada institutions.

Governor Sandoval requested additional information on the role of a prescription management service. Mr. Klein advised the center would be staffed with employees versed in handling high-touch patient counseling, coaching, and therapy management. In the specialty pharmacy business there was a significant volume of high-touch patients requiring nursing, pharmacist intervention, and additional specialized medical services. The services provided by the new facility would be focused nationally and delivered telephonically.

Governor Sandoval inquired about the specific skill sets sought in employees. Mr. Klein advised the company would primarily be seeking pharmacy technicians, pharmacists, and nurses.

Governor Sandoval asked about the company's next steps should it be awarded the abatements sought. Mr. Klein advised the company would make it final decision, on the location for its prescription management service center, within a week.

Governor Sandoval inquired whether Nevada's incentive packages were important in terms of the company's decision to locate in Nevada. Mr. Klein confirmed this was a critical factor in the company's decision-making process.

A MOTION WAS MADE BY MR. RAYMOND SPECHT TO APPROVE THE APPLICATION FOR A SALES TAX ABATEMENT, A MODIFIED BUSINESS TAX ABATEMENT, A PERSONAL PROPERTY TAX ABATEMENT AS DESCRIBED IN AGENDA ITEM 5C, AND A CATALYST FUND GRANT IN AN AMOUNT NOT TO EXCEED $350,000, AS DESCRIBED IN AGENDA ITEM 5D. THIS MOTION WAS SECONDED BY MR. KRAMER. THE MOTION PASSED UNANIMOUSLY.

AMERICAN OVERSIGHT

E. FORTRESS INNOVATIONS, INC.

- **SALES TAX ABATEMENT**
- **MODIFIED BUSINESS TAX ABATEMENT**
- **PERSONAL PROPERTY TAX ABATEMENT**

Mr. Ursem, LVGEA, presented Fortress Innovations, Inc. and provided a brief overview of the company and abatements sought. Fortress Innovations, Inc. is a vertically integrated company that manufactures and sells a proprietary structural wall system named the "1WallSystem™ which allows construction to be done faster, stronger, less-expensive and with the highest energy-efficiency and fire ratings in the market. The company also manufactures steel framing components, steel trusses and distributes a suite of proprietary insulation paints/coatings for commercial, industrial and domestic/residential use that significantly increase energy performance by deflecting over 98% of the sun's heat and ultraviolet rays and significantly reduces acoustic levels while providing a protective "skin" over the structure to protect it against the elements over a 25-year life-cycle. The project would include 30 new hires at an average hourly wage of $25.18, and a capital investment of approximately $5.6m. Mr. Ursem was joined by Mr. Dean Pardee, Chief Executive Officer, Fortress Innovations, Inc.

Mr. Pardee advised the Fortress Innovations, Inc. planned to build a 275,000-square-foot permanent manufacturing facility in southern Nevada. In order to commence production while its manufacturing plant was built, the company would lease 10,000 to 20,000 square feet in a Nevada location. Mr. Pardee noted the company was a US military veteran 1st hiring company and would actively participate in military support, environmental, affordable housing, homelessness, and animal therapy support initiatives.

Governor Sandoval asked if the company planned to do its own development or sell its projects to developers. Mr. Pardee advised the company planned to do both. The company was currently speaking with several large builders and companies directly involved with the residential and commercial construction industry in Nevada. There may be opportunity build a client base, or form joint ventures in addition to the company's own projects.

Mr. James Barrett inquired about the specific skill sets sought in employees. Mr. Pardee advised, from a framing standpoint, a team could be trained within 48 hours. The company had significantly simplified the building process to enable this. The Los Angeles Department of Building and Safety had stated it was the best technology seen in 30 years.

Mr. Specht asked about the company's employment projection of 180 new jobs created in five-years. Mr. Pardee advised there would be employment across all areas of the company including factory workers, field construction, developers, and construction managers.

A MOTION WAS MADE BY MR. BARRETT TO APPROVE THE APPLICATION FOR A SALES TAX ABATEMENT, A MODIFIED BUSINESS TAX ABATEMENT, AND A PERSONAL PROPERTY TAX ABATEMENT AS DESCRIBED IN AGENDA ITEM 5E. THIS MOTION WAS SECONDED BY MR. KLAICH. THE MOTION PASSED UNANIMOUSLY.

AMERICAN OVERSIGHT

F. FULCRUM SIERRA BIOFUELS, LLC

- **SALES TAX ABATEMENT**
- **MODIFIED BUSINESS TAX ABATEMENT**
- **PERSONAL PROPERTY TAX ABATEMENT**
- **REAL PROPERTY TAX ABATEMENT**

Ms. Nancy McCormick, Senior Vice President of Retention and Expansion, EDAWN, presented Fulcrum Sierra Biofuels, LLC and provided a brief overview of the company and abatements sought. Fulcrum Sierra BioFuels, LLC (Fulcrum) is a wholly-owned subsidiary of Fulcrum BioEnergy, Inc (FBE). FBE was formed to develop a reliable and efficient process for converting municipal solid waste (MSW) into renewable transportation fuels. Fulcrum Sierra BioFuels, LLC's existing Feedstock Processing Facility in Storey County processes MSW-derived feedstock to be shredded and compacted for transport to the company's Biorefinery, where it would be converted into renewable transportation fuels, including jet fuel and diesel. The Biorefinery, also in Storey County, would produce transportation fuel that competed directly with high-priced fossil fuels, and was expected to have a lower cost, lower carbon, and lower emissions than traditional fossil fuel alternatives. Collectively the Feedstock Processing Facility and Biorefinery would convert approximately 175,000 tons per year of MSW, or household garbage, into approximately 10.5 million gallons per year (800 barrels per day) of renewable Syncrude that would be upgraded and processed into low-carbon transportation fuel products. The project would include an equipment investment of approximately $13.25m, and building costs exceeding $12.9m. The company would add 13 positions at an average hourly rate of $22.04. Ms. McCormick was joined by Ms. Jeanne Benedetti, Senior Director Project Development, Fulcrum Sierra Biofuels, LLC.

Ms. Benedetti advised Fulcrum planned to commence the Stage 2 expansion of its Feedstock Processing Facility located in Storey County, Nevada. This will include an additional 29,000 square-feet of building to accommodate the installation of additional processing equipment.

Governor Sandoval inquired whether the waste streams came directly to the company, or through a waste management organization. Ms. Benedetti advised, the trash went through the local waste management transfer station. When Fulcrum was ready to receive a trash shipment it turned on a green light at the front of its facility. The route trucks going past would turn into Fulcrum's facility rather than continuing a quarter mile to the scale house.

Governor Sandoval asked whether the company's process could make landfills obsolete. Ms. Benedetti noted the company could not accept trash such as tires and mattresses, however the process contributed to a significant landfill reduction.

Mr. Klaich asked about the economics of this process. Ms. Benedetti advised Fulcrum's product costs approximately one dollar a gallon to produce. As the feedstock was free the production costs were significantly less than those of fossil fuel.

A MOTION WAS MADE BY MR. KRAMER TO APPROVE THE APPLICATION FOR A SALES TAX ABATEMENT, A MODIFIED BUSINESS TAX ABATEMENT, A PERSONAL PROPERTY TAX ABATEMENT, AND A REAL PROPERTY

AMERICAN OVERSIGHT

ABATEMENT AS DESCRIBED IN AGENDA ITEM 5F. THIS MOTION WAS SECONDED BY MR. KLAICH. THE MOTION PASSED UNANIMOUSLY.

G. KRS GLOBAL BIOTECHNOLOGY, INC.

- **SALES TAX ABATEMENT**
- **MODIFIED BUSINESS TAX ABATEMENT**
- **PERSONAL PROPERTY TAX ABATEMENT**

H. KRS GLOBAL BIOTECHNOLOGY, INC.

- **CATALYST FUND**

Governor Sandoval advised Agenda Items 5G and 5H would be heard together.

Mr. Walsh, LVGEA, presented KRS Global Biotechnology, Inc., and provided a brief overview of the company and abatements sought. KRS Global Biotechnology, Inc. makes custom pharmaceuticals; sterile products such as syringes and IV bags; purified water for drug manufacturing; and a kit used by hospitals and other compounding pharmacies to test their technicians. The company provides its services to patients, surgery centers, ophthalmology clinics, hospitals, universities, and veterinarians nationwide and is committed to being the top provider of these compounding services while developing quality processes that facilitate the highest level of safety for patients of parenteral, enteral, oral, and topical preparations. KRS Global Biotechnology, Inc. is a FDA registered medical device manufacturer and registered 'outsourcer of human drugs' under The Drug Quality and Security Act, a law designed to help protect consumers from exposure to pharmaceutical drugs that may be counterfeit, stolen, contaminated, or otherwise harmful. The project would involve the hire of 50 new employees in at an average hourly wage of $25.00 and a capital investment of $34.5m. Mr. Walsh was joined by Mr. Riccardo Roscetti, President and Chief Operating Officer, KRS Global Biotechnology, Inc.

Mr. Roscetti advised, as a result of the increased demand for the company's products and services, KRS Global Biotechnology, Inc. would be expanding capacity to provide additional manufacturing, research and development, and warehousing operations. The company is currently evaluating the construction of a licensed pharmaceutical manufacturing facility. The new facility would be 150,000 square foot of newly constructed space housing clean rooms, production lines, and warehousing.

Governor Sandoval asked about the roles to be filled at the company’s new facility. Mr. Roscetti advised there were various skill sets sought, one of these being technicians. The company had previously set up a technician training school, in Florida, for pharmacy tech certifications. Mr. Roscetti noted the company would seek opportunities to work with local colleges and universities to train the workforce for its new facility.

Governor Sandoval asked, assuming favorable consideration of its application, would the company be likely to select Nevada. Mr. Roscetti confirmed the company was committed to a Nevada location and noted the company had been attracted to Nevada for its well-trained

AMERICAN OVERSIGHT

workforce, attractive economic environment, and commitment to the biotechnology pharmaceutical space via the UNLV Medical School.

Lieutenant Governor Hutchison asked if UNLV's Medical School has been an integral factor in the company's decision to consider Nevada. Mr. Roscetti confirmed and advised generally, strong medical schools had the talent, production capabilities, and products sought by the company.

Lieutenant Governor Hutchison asked if the company had been in contact with the UNLV Medical School thus far. Mr. Roscetti advised the company planned to make contact regarding collaboration opportunities

A MOTION WAS MADE BY MR. BARRETT TO APPROVE THE APPLICATION FOR A SALES TAX ABATEMENT, A MODIFIED BUSINESS TAX ABATEMENT, A PERSONAL PROPERTY TAX ABATEMENT AS DESCRIBED IN AGENDA ITEM 5G, AND A CATALYST FUND GRANT IN AN AMOUNT NOT TO EXCEED $640,000, AS DESCRIBED IN AGENDA ITEM 5H. THIS MOTION WAS SECONDED BY MR. KLAICH. THE MOTION PASSED UNANIMOUSLY.

I. POLARIS INDUSTIRES, INC.

- **SALES TAX ABATEMENT**
- **MODIFIED BUSINESS TAX ABATEMENT**
- **PERSONAL PROPERTY TAX ABATEMENT**

Mr. Andrew Haskin, Director of Business Development, Northern Nevada Development Authority (NNDA), presented Polaris Industries, Inc., and provided a brief overview of the company and abatements sought. Polaris Industries, Inc. designs, engineers, manufactures, and markets power sports vehicles worldwide. The company offers ORVs, including all-terrain vehicles and side-by-side vehicles for recreational and utility use; snowmobiles; motorcycles; and low emission, light duty hauling, passenger, commercial, and industrial vehicles, as well as snow bike conversion kit systems. Polaris Industries, Inc. also produces or supplies various replacement parts and accessories and manufactures, distributes, retails, and installs aftermarket parts and accessories for light trucks, jeeps, sport-utility vehicles, and other four-wheel drive vehicles. In addition, the company sells recreational apparel through a network of dealers and distributors, as well as online. The project would create 64 new jobs at an average hourly wage of $21.95 an hour with an approximate investment of $13.6m in capital equipment. Mr. Haskin was joined by Mr. Paul Eickhoff, Senior Director of Distribution, Polaris Industries, Inc.

Mr. Eickhoff advised Polaris Industries, Inc. was considering building a 500,000 square-foot facility in the Lyon County. The proposed project would establish the company's first western United States distribution center.

Governor Sandoval asked whether the company would seek a new or existing facility. Mr. Eickhoff advised the company would be seeking a green field, ground up build.

AMERICAN OVERSIGHT

Governor Sandoval asked, assuming favorable consideration of its application, would the company be likely to select Nevada. Mr. Eickhoff advised a decision was anticipated within the forthcoming few weeks.

Mr. Kramer noted the company's application listed the City of Fernley, as a potential location, and highlighted that the Mayor of Fernley was a committed partner in economic development, and would be a great local partner for the company.

A MOTION WAS MADE BY MR. KLAICH TO APPROVE THE APPLICATION FOR A SALES TAX ABATEMENT, A MODIFIED BUSINESS TAX ABATEMENT, AND A PERSONAL PROPERTY TAX ABATEMENT AS DESCRIBED IN AGENDA ITEM 5H. THIS MOTION WAS SECONDED BY SECRETARY OF STATE CEGAVSKE. THE MOTION PASSED UNANIMOUSLY.

J. RITCHIE BROS. AUCTIONEERS (AMERICA), INC.

- **SALES TAX ABATEMENT**
- **MODIFIED BUSINESS TAX ABATEMENT**
- **PERSONAL PROPERTY TAX ABATEMENT**

Mr. Ursem, LVGEA presented Ritchie Bros. Auctioneers (America) Inc. (RBA), and provided a brief overview of the company and abatements sought. RBA is the world's largest industrial auctioneer. The company is headquartered in Burnaby, Vancouver, and has 110 locations in 25 countries and 44 auction sites worldwide. RBA has been operating in the State of Nevada since October 29, 1997. The company operates across multiple sectors including transportation, agricultural, material handling, mining, forestry, petroleum, and marine industries. RBA sells, through unreserved public auctions, a broad range of used and unused industrial assets such as equipment, trucks and other assets utilized in the construction. The expansion would include 25 new jobs at an average hourly wage of $22.94 and project capital investment of $3m. Mr. Ursem thanked Ms. Gina Gavin, Director of Economic Development, City of North Las Vegas (NLV), NLV's Economic Development team, and Mayor John Lee for their letter support of RBA's application. Mr. Ursem was joined by Mr. Randy Berry, Senior Vice President of Digital Operations, RBA, and Mr. Connor Humphrey, Vice President, GovPlanet.

Mr. Berry advised the company planned to expand its southern Nevada operations to establish a 169,080 square-foot warehouse facility that would be used to manage the storage and distribution of equipment. The warehouse will be the central processing center in the region handling storage, logistics, inventory management, auction management, and delivery orders.

Governor Sandoval asked, assuming favorable consideration of its application, would the company be likely to expand in Nevada. Mr. Berry confirmed this was the case.

Governor Sandoval where the company new facility would be located. Mr. Humphrey confirmed the new facility would be located in NLV, close enough to leverage the company's existing auction site for certain asset types not requiring significant indoor storage and handling.

AMERICAN OVERSIGHT

Governor Sandoval asked about the company's hiring and recruitment plans. Mr. Berry advised the company would initially seek to fill key warehouse operations positions and would continue to hire warehouse staff as the company built out its operation. This would include supervisors, inventory management coordinators, merchandising, coordinators, receiving clerks, shipping clerks, and other support personnel.

Lieutenant Governor Hutchison inquired about the online aspect of the business. Mr. Berry noted the company had multiple online selling platforms including IronPlanet selling core heavy equipment, construction, and trucks, and GovPlanet which is focused on government assets.

Mr. Kramer abstained from the vote due to potential conflicts.

A MOTION WAS MADE BY DR. HAVINS TO APPROVE THE APPLICATION FOR A SALES TAX ABATEMENT, A MODIFIED BUSINESS TAX ABATEMENT, AND A PERSONAL PROPERTY TAX ABATEMENT AS DESCRIBED IN AGENDA ITEM 5J. THIS MOTION WAS SECONDED BY MR. SPECHT. THE MOTION PASSED UNANIMOUSLY.

K. SEPHORA USA, INC.

- **SALES TAX ABATEMENT**
- **MODIFIED BUSINESS TAX ABATEMENT**
- **PERSONAL PROPERTY TAX ABATEMENT**

Mr. Walsh, LVGEA, presented Sephora USA, Inc. and provided a brief overview of the company and abatements sought. Sephora USA, Inc. is a French chain of cosmetics stores founded in 1969. Featuring nearly 300 brands, along with its own private label, Sephora offers beauty products including makeup, skincare, body, fragrance, nail color, and haircare. Sephora is owned by luxury conglomerate Moet Hennessy Louis Vuitton as of 1997. Sephora USA, Inc. operates approximately 1,900 locations in 33 countries worldwide, with an expanding base of over 430 stores across the Americas. The company also had 590 Sephora locations in JCPenney stores across the US. In addition to the company's number of stores, Sephora offered its products for sale on its website. The project would comprise approximately $36m in capital investment and the hire of 60 employees at an average wage of $24.05. Mr. Walsh was joined by Mr. Jeff Ritacco, Vice President of Logistics, Sephora USA, Inc. and John Lenio, Executive Vice President, CBRE Group.

Mr. Ritacco advised Sephora USA, Inc. was considering opening a 715,000 square-foot distribution facility in NLV. The proposed project would include a new regional distribution center which would ship products to stores and customers located in 11 western states. At full operations, the new distribution center would process approximately $100m in goods a year. Additionally, all employees would be new and there would be no transfer of jobs from one distribution center to another.

AMERICAN OVERSIGHT

Governor Sandoval asked about the company's next steps should it be awarded the abatements sought. Mr. Ritacco advised the company was keen to decide swiftly and noted the Board's approval of tax incentives would greatly assist the company's decision to locate in Nevada.

Governor Sandoval asked when the company planned to be operational at its new site. Mr. Ritacco advised operations were anticipated to commence by July of 2019.

Mr. Specht highlighted the company's focus on hiring veterans or persons with a disability status. Mr. Lenio advised such hires currently made up 15% of the company's Mississippi facility's workforce and the company frequently worked with states and counties to develop and implement training programs. Mr. Specht noted the potential for partnerships with Opportunity Village.

A MOTION WAS MADE BY SECRETARY OF STATE CEGAVSKE TO APPROVE THE APPLICATION FOR A SALES TAX ABATEMENT, A MODIFIED BUSINESS TAX ABATEMENT, AND A PERSONAL PROPERTY TAX ABATEMENT AS DESCRIBED IN AGENDA ITEM 5K. THIS MOTION WAS SECONDED BY LIEUTENANT GOVERNOR HUTCHISON. THE MOTION PASSED UNANIMOUSLY.

6. ABATEMENT APPLICATIONS FOR DIRECTOR APPROVAL:

A. 3PEA INTERNATIONAL, INC.

- **SALES TAX ABATEMENT**
- **MODIFIED BUSINESS TAX ABATEMENT**
- **PERSONAL PROPERTY TAX ABATEMENT**

Mr. Ursem, LVGEA, presented 3PEA International, Inc., and provided a brief overview of the company and abatements sought. 3PEA International, Inc. designs and develops payment solutions, prepaid card programs, and processing services under the PaySign® brand name for corporate, consumer, and government applications. The company offers various services, including transaction processing, cardholder enrollment, value loading, cardholder account management, reporting, and customer service through PaySign® platform, a proprietary card processing platform. It also develops prepaid card programs for healthcare reimbursement payments, pharmaceutical co-pay assistance, corporate expense and per diem payments, and donor payments for source plasma and automobile dealership incentives, as well as payroll cards, general purpose re-loadable cards, travel cards, and loyalty rewards cards for the hospitality industry. In addition, the company offers Buy and Bill programs for patients to purchase directly from physician's office or through an infusion center for physician administered therapies; and Survey Instant Rewards card programs for organizations to gather survey data. The company's principal target markets for processing services comprise prepaid card issuers, retail and private-label issuers, small third-party processors, and small and mid-size financial institutions in the United States and internationally. The project would hire 35 new employees at an average hourly wage of $40.20 with a projected $828,000 in capital investment. Mr. Ursem was joined by Mr. Christian Mueller, Controller, 3PEA International, Inc., and Mr. Mark Newcomer, President and Chief Operating Office, 3PEA International, Inc.

AMERICAN OVERSIGHT

Mr. Newcomer advised, in order to accommodate its southern Nevada expansion plans, 3PEA International, Inc. was seeking to relocate from its current 11,541 square-foot space to a 21,000 square-foot facility. The company relocated to Nevada in 2004 with a total of three employees. Since that time, Nevada had afforded the company a great climate to grow in.

Governor Sandoval asked about the company's recruitment and hiring plans. Mr. Newcomer advised, so far, the company had been able to successfully source its workforce locally. These roles had included customer service relationship management, and front and back-end development, and biopharmaceutical sales.

Director Anderson noted the company's approval for an MBT abatement was contingent upon the Department of Taxation's pending determination on the company's status as a financial institution.

DIRECTOR ANDERSON APPROVED THE APPLICATION FOR A SALES TAX ABATEMENT, AND A PERSONAL PROPERTY TAX ABATEMENT AS DESCRIBED IN AGENDA ITEM 6A. DIRECTOR ANDERSON APPROVED THE COMPANY'S APPLICATION FOR A MODIFIED BUSINESS TAX ABATEMENT, PENDING THE OUTCOME OF THE DEPARTMENT OF TAXATION'S DETERMINATION OF THE COMPANY'S STATUS, AS DESCRIBED IN AGENDA ITEM 6A.

B. ALPHA GUARDIAN

- **SALES TAX ABATEMENT**
- **MODIFIED BUSINESS TAX ABATEMENT**
- **PERSONAL PROPERTY TAX ABATEMENT**

Mr. Walsh, LVGEA, presented Alpha Guardian and provided a brief overview of the company and abatements sought. Alpha Guardian is a leader in the residential safe, security and storage industry. The company was established in August 2017 following the announcement that MidOcean Partners was partnering with Cannon Safe, Inc. and simultaneously combining it with Stack-On Products to create a market leader in the residential safe and secure storage sector. Cannon and Stack-On bring together two highly complementary operations. The project would hire 35 new employees at an average wage of $26.92. The company planned to make a capital investment of $181,530. Mr. Walsh was joined by Mr. Jesse Bugarin, Chief Project Office Alpha Guardian and Mr. Roger Jenkins, Vice President of Finance, Alpha Guardian.

Mr. Bugarin advised Alpha Guardian was planning to expand its current Nevada operations. The company was currently renting a 24,000 square-foot facility in southern Nevada. The planned expansion would require a facility of at least 100,000 square feet. The company was also considering relocating its Chicago Stack-On brand operations from Illinois to Las Vegas.

Lieutenant Governor Hutchison asked about the operations at the expanded facility. Mr. Bugarin advised the expansion would primarily accommodate distribution.

AMERICAN OVERSIGHT

Mr. Jenkins noted the company had experienced great success working with UNLV to offer internship programs. One participant in the internship program had been hired by the company upon graduating. Mr. Jenkins also noted the company had a commitment to supporting its employees' learning and growth and had implemented a program called Alpha Guardian University. The program focused on adult literacy. Alpha Guardian University has executed 1,300 hours of training between 2016 and 2018.

DIRECTOR ANDERSON APPROVED THE APPLICATION FOR A SALES TAX ABATEMENT, A MODIFIED BUSINESS TAX ABATEMENT, AND A PERSONAL PROPERTY TAX ABATEMENT AS DESCRIBED IN AGENDA ITEM 6B.

C. CANNAE HOLDINGS, INC.

- **SALES TAX ABATEMENT**
- **MODIFIED BUSINESS TAX ABATEMENT**
- **PERSONAL PROPERTY TAX ABATEMENT**

Mr. Walsh, LVGEA, presented Cannae Holdings, Inc., and provided a brief overview of the company and abatements sought. Cannae Holdings, Inc. is a diversified investment company headquartered in Las Vegas. The firm primarily invests in restaurants, technology enabled healthcare services, financial services and more. Cannae's strategic acquisitions contain a mix of majority and minority owned businesses with significant underlying value. These holdings include majority and minority equity investment stakes in a number of entities, including American Blue-Ribbon Holdings, LLC (ABRH), and Ceridian Holding, LLC (Ceridian). In October 2017, the company purchased the shares of T-System Holding, LLC. T-System is a provider of clinical documentation and coding solutions to hospital-based and free-standing emergency departments and urgent care facilities. The project would hire 50 new employees at $36.90. The company planned to make a capital investment of approximately $1.1m. Mr Walsh was joined by Mr. Richard Cox, Executive Vice President and Chief Financial Officer, Cannae Holdings, Inc. and Mr. Gary Amico, Amico and Associates, Inc.

Mr. Cox advised Cannae Holdings, Inc. was considering building headquarter operations adjacent to its existing Las Vegas facility. The project would involve hiring of financial, information technology, and accounting personnel.

Mr. Cox highlighted the company's commitment to Las Vegas and the local community and noted the company was involved in various corporate citizenship and community engagement activities. The executive group of Cannae included Mr. Bill Foley, the lead person of the ownership group responsible for bringing the National Hockey League to Las Vegas and Nevada. The Vegas Golden Knights were associated with the Golden Knights Foundation, an organization that serves as the primary charitable link between the Vegas Golden Knights and the Las Vegas community.

The Folded Flag Foundation was also an organization with an executive board that included Mr. Bill Foley and Mr. Richard Cox, the CFO of Cannae Holdings, Inc. The Folded Flag Foundation's mission was to provide educational scholarships and support grants to the spouses and children of the United States military and governmental personnel who died as a result of

AMERICAN OVERSIGHT

hostile action or in an accident related to U.S. combat operations. The Folded Flag Foundation recently held an event at The Cosmopolitan on March 29, 2018 where it raised more than $50k to help support the families of fallen heroes.

Director Anderson asked whether the company intended to hire locally. Mr. Cox advised the company initially sought to recruit locally. So far, most of the company's workforce had been sourced from Las Vegas, and the company anticipated this continuing to the extent the required talent was available.

Director Anderson inquired whether the company worked with any of the universities for recruiting purposes. Mr. Cox advised the company offered entry level roles and was currently looking at partnerships with UNLV and other local learning institutions. The company also planned to explore collaborations with UNLV to develop internship programs.

DIRECTOR ANDERSON APPROVED THE APPLICATION FOR A SALES TAX ABATEMENT, A MODIFIED BUSINESS TAX ABATEMENT, AND A PERSONAL PROPERTY TAX ABATEMENT AS DESCRIBED IN AGENDA ITEM 6C.

7. WORKFORCE INNOVATION FOR THE NEW NEVADA (WINN) FUND PROGRAM APPLICATIONS - FOR BOARD APPROVAL

A. RENO AREA DATA ANALYTICS - REQUEST FOR APPROVAL TO ENTER INTO A WINN GRANT AGREEMENT NOT TO EXCEED $300,000

Ms. Stacey Bostwick, Workforce Development Program Coordinator, GOED, introduced Agenda Item 7A and noted GOED has been working with its partners Truckee Meadows Community College (TMCC), NCLab, and Desert Research Institute's AIC to develop a first building block of the Machine Learning option within the Advanced Automation and Robotics track of LEAP Advanced ICT (Information Communications Technology). This building block would address the growing workforce requirements for skills in Data Analytics and would be a decisive contribution to add to and considerably strengthen the talent pool in this field benefitting effectively every industry in Nevada as well as attracting 21st century technology heavy companies to locate in the state. This project was now seeking funding to develop a completely online, hands-on and self-paced learning program (non-credit) and make it available to 500 workers and job seekers, in the Reno area, to provide the skills and knowledge necessary for employment and growth in analytical professions. Ms. Bostwick was joined by Ms. Barbara Walden, Director of Applied Technologies, TMCC, Mr. Vasily Kamyshanov, the Chief Operating Officer, NCLab, and Mr. Russ Riggs, the Chief Operating Officer, Lift 361.

Ms. Walden noted, as Nevada's economy became more diverse, it brought the challenge of upskilling the workforce. The Panasonic Preferred Pathway (P3) training program was an example of meeting those workforce challenges via innovative programs and delivery methods. This had enabled Panasonic to hire the trained employees it required at the Tesla Gigafactory and allowed for Nevadans with no advanced manufacturing experience to receive the training necessary to work in one of Nevada's most promising and emerging industries. Another

AMERICAN OVERSIGHT

identified challenge was building Nevada's technology sector pipeline. Coding, cyber security, and data analytics were greatly in-demand skill sets. Additionally, these skills were not unique to technology, and crossed every industry sector including marketing, health care, business, and government.

Mr. Kamyshanov advised NCLab had developed online courses for STEM disciplines and was currently part of a Nevada Ready 21 Program for middle schools. NCLab is also working with Clark County, Washoe County, and rural areas of Nevada. This project would enable NCLab to qualify students to become workforce ready for technology based careers.

Mr. Riggs advised his company focused exclusively on analytics. The company offered custom analytics based on client's specific needs. The company's services were highly specialized and attracting talent had been difficult in the past. Mr. Riggs stated the project would introduce more data analytics into schools and equip more students with skills in this area.

Governor Sandoval inquired about the process of signing up for the program. Ms. Walden advised, for the purposes of the WINN funds, there would be an intake process including an application for the funding and assessment of an applicant's overall objective in participating and completing the program.

Director Anderson inquired about the program development and maintenance costs. Mr. Kamyshanov advised online education has a solid propriety platform to deliver complex knowledge to people, and this course would be developed together with participating companies to really match the job demand. Once the set was developed the costs to support it would be low. Once developed, it could easily scale to an unlimited number of students.

Director Anderson about the program timeframes. Ms. Waldon noted promotion and intake would commence within two months with a targeted course commencing by October 2018. Each course would take 80-120 hours for completion and it was estimated funding will be fully utilized by June 30, 2019. Program outcomes would be reported and evaluated using self-reported data gathered from participants and employer partners to understand the placement and wage gains experienced as a result of program completion.

A MOTION WAS MADE BY DR. DANA BENNETT TO APPROVE THE REQUEST OF RENO AREA DATA ANALYTICS TO ENTER INTO A WINN GRANT AGREEMENT NOT TO EXCEED $300,000 AS DESCRIBED IN AGENDA ITEM 7A. THIS MOTION WAS SECONDED BY MR. KLAICH. THE MOTION PASSED UNANIMOUSLY.

B. CLARK COUNTY HEALTH AND TECHNOLOGY - REQUEST FOR APPROVAL TO ENTER INTO A WINN GRANT AGREEMENT NOT TO EXCEED $700,000

Ms. Bostwick introduced Agenda Item 7B. Ms. Bostwick advised this program proposed to develop both a workforce increase in nursing and home health and infuse new technology training and the necessary skills to become effective bridges between clinical and community

AMERICAN OVERSIGHT

settings. This would help improve transitions from clinical to community settings, with strong potential to improve population health outcomes, reduce health disparities, and to control health care costs. Partners of the program include BrightStar Home Health, Hallmark Home Care, Homewatch Caregivers, Home Care Assistance, and the Nevada State Board of Nursing. The proposed strategy established increased capacity to on-ramp into healthcare through Home Healthcare or Nursing Assistant programs with new infusions of technology certifications. Beyond the strong economic value of creating new health jobs in southern Nevada, this approach would support efforts to mitigate the current economic burden incurred by the state due to chronic diseases and hospital readmissions. Students completing the program would represent the future of health care with skills and competencies in the use of technology to improve patient and community health outcomes. Ms. Bostwick was joined by Ms. Luz Castro, Health Care Specialist, College of Southern Nevada (CSN), Ms. Catherine Prato-Lefkowitz, Director of Nursing Education, Nevada State Board of Nursing, and Ms. Cynthia Knight, Director of Client and Caregiver Services, Homewatch Caregivers.

Ms. Castro explained the CSN Division of Workforce and Economic Development program strived to deliver a high-standard curriculum that taught and promoted all competencies and principles required for qualified home health aides and Certified Nursing Assistants (CNA). CNA programs are highly recognized by industry leaders and home health aides were among the fastest growing jobs in the industry. There were several barriers to the required education, the the primary being tuition. CSN also needed to innovate its programs with technology competencies to upskill and deliver a high-quality service to employers and the community. As the program certificates would be offered both online and in-person, students would have flexibility regarding different modes of matriculation. Several employers had already expressed interest in partnering with CSN and hiring its students upon completion of this program.

Ms. Knight advised there was currently a severe shortage of qualified candidates and this had inhibited growth of the business. Homewatch Caregivers had a contract with the Veterans Administration to provide care for veterans in their own home and the company was looking to CSN to develop qualified candidates as quickly as possible.

Ms. Catherine Prato-Lefkowitz advised a CNA certification was a valuable entry point into any health care occupation or profession. Many CNA students, particularly in high schools, had goals of becoming nurses, physicians, or dentists. Increasing the technological literacy for CNAs and nurses would be an effective path to increase competencies. Technology is commonplace in health care. However, it is not as commonplace in the training that CNAs and nurses receive.

Dr. Havins inquired about the tuition costs for a CNA program and the portion of this to be covered under the WINN program. Ms. Bostwick advised tuition for the CNA program was approximately $2,400. The program was structured to cover 100% of this fee.

Lieutenant Governor Hutchison asked how many tuitions would be covered by the program application. Ms. Bostwick advised the current application would cover 250 individuals. However, the objective would be to consistently seek opportunities for integration. In conjunction with WINN there may be scope to leverage additional funding sources for tuitions and increases in technology infusion and certification.

AMERICAN OVERSIGHT

A MOTION WAS MADE BY MR. BARRETT TO APPROVE THE REQUEST BY THE CLARK COUNTY HEALTH AND TECHNOLOGY TO ENTER INTO A WINN GRANT AGREEMENT NOT TO EXCEED $700,000 AS DESCRIBED IN AGENDA ITEM 7B. THIS MOTION WAS SECONDED BY DR. HAVINS. THE MOTION PASSED UNANIMOUSLY.

8. WORKFORCE INNOVATION FOR THE NEW NEVADA (WINN) FUND PROGRAM APPLICATIONS - FOR DIRECTOR APPROVAL

A. RENO AREA LOGISTICS AND MANUFACTURING RE-ENTRY INITIATIVE-REQUEST FOR APPROVAL TO ENTER INTO A WINN GRANT AGREEMENT NOT TO EXCEED $75,000

Ms. Bostwick introduced Agenda Item 8A and advised the objective of this program was to provide career development opportunities to individuals involved in the justice system, in northern Nevada, with a direct pathway to higher wage employment. This proposal would create trained, professional individuals, who otherwise may not have the opportunity to work in these industries, and who would meet the needs of local employers to expand their businesses. Quality Plastics, High Mountain Door and Trim, Reno Custom Crating, Sierra Meat and Seafood and Iron had all expressed a need for trained and skilled employees to sustain and expand their Manufacturing and Logistics businesses. Phase One would be launched in May 2018 and include a cohort of 30 participants. Ms. Bostwick was joined by Ms. Camille Vega, Re-Entry Coordinator, TMCC, Mr. Jonathan Wilson, Facility Manager, Northern Nevada Transitional Housing, and Mr. Bill Owensby, IT Director, Quality Plastics.

Ms. Vega stated current data showed one in three Americans had some sort of criminal record. These individuals had minimal support in re-entering society post incarceration. One-half of those released were incarcerated within their first year. Two-thirds were re-incarcerated within three years, and over five years, three-quarters were re-incarcerated. One of the greatest factors in reducing re-incarceration was meaningful employment.

Mr. Wilson advised he joined northern Nevada Transitional Housing in August 2017. Prior to this he'd been with the Department of Corrections for almost 15 years and had noted the lack of transitional support for inmates. Mr. Wilson and Ms. Vega had discussed the potential for certificate programs. Additionally, Mr. Wilson noted he had identified employers interested in participating in the program. Sought after skills pertained to manufacturing, logistics, food preparation, and food safety.

Mr. Bill Owensby advised Quality Plastics advocated for inmate re-entry with 40% of its currently staff being previously incarcerated. The typical new hires from these re-entry programs were reliable and consistent. Additionally, being gainfully employed could contribute to elevated self-worth and lower risks of reoffending. Mr. Owensby advised the company hired him from a restitution center two-years earlier. He now held the position of IT Director.

AMERICAN OVERSIGHT

Governor Sandoval highlighted his position as Chairman of the Board of Prison Commissioners and noted at times parole eligible inmates would select not to parole as they had no job or place to go. Governor Sandoval thanked the employers involved in the application and noted the importance of providing resources, tools and skills for a productive life.

Mr. Don Soderberg commended the program and noted the Nevada Department of Employment, Training and Rehabilitation (DETR) had also been involved in re-entry initiatives. Feedback often highlight how dependable and enthusiastic these employees were with some of the best employees being participants of re-entry programs.

Governor Sandoval asked if the program would also be available to women. Ms. Vega stated the first cohort would solely include 30 males. Best practices in re-entry program development and implementation had identified that men and women were best supported in separate training programs. Ms. Vegas advised the intention was to have a cohort of women in the second semester, pending additional funding.

Governor Sandoval thanked Ms. Vega and encouraged the group to come back to present a second application. Ms. Vega noted the objective was to do so in four months.

DIRECTOR ANDERSON APPROVED THE REQUST FOR RENO AREA LOGISTICS AND MANUFACTURING RE-ENTRY INITIATIVE TO ENTER INTO A WINN GRANT AGREEMENT NOT TO EXCEED $75,000.

9. DIRECTOR'S REPORT - REVIEW AND DISCUSSION

Director Anderson advised GOED's International Trade Division recently completed an advanced planning trip to Ghana, Botswana, and South Africa to prepare for a Governor-led trade mission that would take place in summer 2018. The trip was a success as partnership opportunities were identified in several sectors including trade, water technology, higher education, smart city technology, technology transfer, and good governance.

At the National Governors Association North America Summit in May 2018, Governor Sandoval and Premier Rachel Notley of Alberta, Canada signed an MOU focused on collaboration in the development, testing, and commercialization of drone technology. This followed a successful trade mission to Nevada of over fifty Alberta businesses in February 2018.

Mr. Randy Walden, GOED's Advanced Manufacturing Industry Specialist and Chair of State Apprenticeship Council; oversaw the approval of over 600 apprenticeships which included a recently announced 425 Panasonic employees. The apprentices would be attending classes at TMCC utilizing the flexible delivery manufacturing courses developed for the P3 program last year. This would be the first group of apprentices and would followed in the upcoming months by participants from Tesla as well as other manufacturers in Northern Nevada. Apprenticeships played a vital role in providing a highly qualified workforce for new and existing companies in Nevada.

AMERICAN OVERSIGHT

On April 20, 2018 GOED submitted a list of recommended census tracts, Governor Sandoval, to be designated as Opportunity Zones. Nevada's identification process has been held up as a 'best practice' by Policy Map who was involved in the creation of opportunity zone policy.

The Nevada Film Office (NFO) was working on revamping its online locations directory. The new online locations directory had been designed to better connect potential film locations around Nevada with production companies, giving local businesses more control and more opportunity. The directory was in the final stages and should launch in late May 2018 with an associated marketing campaign commercial promoted on Facebook, Twitter, and potentially local television.

Dr. Barclay was working with the Touro Center for Disaster Life Support, UNLV, the College of Southern Nevada, health industry corporate employers and other stakeholders to develop a series of certificates in Technology for Emergency Preparedness and Disaster Response. These certificates will be offered from high school to graduate level and will contribute to building and strengthening a technology-ready workforce.

Director Anderson welcomed Ms. Bostwick, as GOED's new WINN Coordinator. Ms. Bostwick is based in GOED's Las Vegas office.

10. STATE OF NEVADA UNEMPLOYMENT RATE UPDATE - as established by the Research and Analysis Division of the Nevada Department of Employment, Training and Rehabilitation.

Agenda item 10. was for information only. GOED is committed to providing this information for each Board meeting. There were no questions or comments regarding this item.

11. PUBLIC COMMENT

Mr. Cory Hunt, Deputy Director, GOED provided public comment from Carson City. Mr. Hunt stated May 18, 2018 would be his last day at GOED. Mr. Hunt thanked Governor Sandoval for the great privilege of serving the State of Nevada during his roles with the Governor's Office and GOED. Mr. Hunt also thanked Mr. Steve Hill, Mr. Paul Anderson, Mr. Bob Potts, the GOED Board, Nevada's RDA's, and GOED's staff. Mr. Hunt noted he looked forward to continuing opportunities and projects that would support Nevada's growth.

Governor Sandoval wished Mr. Hunt the best in his future endeavors and commended his contribution to the State of Nevada and dedication to the multiple projects he'd been involved in.

Assemblywoman Irene Bustamante-Adams, Chief Strategy Officer, Workforce Connections, provided comment from Las Vegas and thanked the GOED Board for supporting the Clark County Health and Technology WINN Fund application. Assemblywoman Bustamante-Adams also thanked Dr. Gillian Barclay, Healthcare Industry Specialist, GOED for bringing a global vision to Nevada and competitively positioning the state in terms of serving the employer.

AMERICAN OVERSIGHT

12. ADJOURNMENT

A MOTION WAS MADE BY DR. HAVINS TO ADJOURN THE BOARD MEETING. THIS MOTION WAS SECONDED BY MR. KLAICH. THE MOTION PASSED UNANIMOUSLY.

AMERICAN OVERSIGHT

Stephanie M. Klapstein

From: Joel Grace <jgrace@renolandinc.com>
Sent: Saturday, July 21, 2018 8:16 AM
To: Robert Klein
Cc: mholliday@housing.nv.gov; Chip Bowlby; Alan Bogomilsky; 'Elizabeth Tafeen'
Subject: FW: Call with Assessors Office regarding Income averaging and PT Exemption on affordable Housing

Bob,
See the email below. It will be out on Monday. Thank you.

All the best.

Joel

RENO LAND INC.
Joel Grace
V.P. of Development
6001 Talbot Lane
Reno, Nevada 89509
(D) 775-372-6487
(C) 775-343-8304

From: Burke, Cori <CBurke@washoecounty.us>
Sent: Friday, July 20, 2018 9:04 PM
To: Joel Grace <jgrace@renolandinc.com>
Subject: Re: Call with Assessors Office regarding Income averaging and PT Exemption on affordable Housing

I just searched it. We wrote it right after the meeting and sent it around for concensus and never sent it to you. I will send it no later than Monday.

On Jul 20, 2018, at 7:46 PM, Joel Grace <jgrace@renolandinc.com> wrote:

> Did i miss an email from you?
>
> Get Outlook for iOS
>
> ---
>
> **From:** Burke, Cori <CBurke@washoecounty.us>
> **Sent:** Friday, July 20, 2018 4:22:45 PM
> **To:** Joel Grace
> **Subject:** Re: Call with Assessors Office regarding Income averaging and PT Exemption on affordable Housing
>
> I apologize. I thought you were forwarding the email I sent.
>
> On Jul 20, 2018, at 3:06 PM, Joel Grace <jgrace@renolandinc.com> wrote:
>
> > Cori,

AMERICAN OVERSIGHT

NV-DA-20-0615-A-001241

We hadn't seen the email from the assessor to Michael Holiday as it related to the income averaging? Do you know if it had been sent? Thanks again for the call last week, and have a great weekend.

All the best.

Joel

<image008.jpg>
Joel Grace
V.P. of Development
6001 Talbot Lane
Reno, Nevada 89509
(D) 775-372-6487
(C) 775-343-8304

From: Joel Grace
Sent: Monday, July 9, 2018 3:13 PM
To: 'Burke, Cori' <CBurke@washoecounty.us>
Subject: RE: Call with Assessors Office regarding Income averaging and PT Exemption on affordable Housing

Thank you…I also added the descriptions of everyone that will be on the call tomorrow. We look forward to connecting.

All the best.

Joel

<image002.jpg>
Joel Grace
V.P. of Development
6001 Talbot Lane
Reno, Nevada 89509
(D) 775-372-6487
(C) 775-343-8304

From: Burke, Cori <CBurke@washoecounty.us>
Sent: Monday, July 9, 2018 1:07 PM
To: Joel Grace <jgrace@renolandinc.com>
Subject: RE: Call with Assessors Office regarding Income averaging and PT Exemption on affordable Housing

meclark@washoecounty.us

From: Joel Grace [mailto:jgrace@renolandinc.com]
Sent: Monday, July 09, 2018 1:04 PM
To: Burke, Cori
Subject: Re: Call with Assessors Office regarding Income averaging and PT Exemption on affordable Housing

Excellent, what's his email and i will add him to the invite?

AMERICAN OVERSIGHT

Get Outlook for iOS

From: Burke, Cori <CBurke@washoecounty.us>
Sent: Monday, July 9, 2018 11:47:38 AM
To: Joel Grace
Subject: RE: Call with Assessors Office regarding Income averaging and PT Exemption on affordable Housing

Just FYI, Mike Clark will also be present for the call tomorrow.

From: Joel Grace [mailto:jgrace@renolandinc.com]
Sent: Saturday, July 07, 2018 9:16 AM
To: Burke, Cori
Subject: RE: Call with Assessors Office regarding Income averaging and PT Exemption on affordable Housing

Will do.

All the best.

Joel

<image002.jpg>
Joel Grace
V.P. of Development
6001 Talbot Lane
Reno, Nevada 89509
(D) 775-372-6487
(C) 775-343-8304

From: Burke, Cori <CBurke@washoecounty.us>
Sent: Thursday, July 5, 2018 12:26 PM
To: Joel Grace <jgrace@renolandinc.com>
Subject: RE: Call with Assessors Office regarding Income averaging and PT Exemption on affordable Housing

Please also include lzimmer@washoecounty.us

Thank you,


Cori Burke
Chief Deputy Assessor | Assessor's Office
cburke@washoecounty.us | Office: 775.328.2203 | Fax: 775-328-3641
PO Box 11130, Reno, NV 89520-0027
1001 E. Ninth St, Bldg. D, Reno, NV 89512

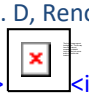



AMERICAN OVERSIGHT

-----Original Appointment-----
From: Joel Grace [mailto:jgrace@renolandinc.com]
Sent: Thursday, July 05, 2018 11:53 AM
To: Burke, Cori
Subject: Call with Assessors Office regarding Income averaging and PT Exemption on affordable Housing
When: Tuesday, July 10, 2018 1:00 PM-1:30 PM (UTC-08:00) Pacific Time (US & Canada).
Where: Call In: 605.475.4700 Password: 832864#

Cori,

Feel free to send me email addresses if other people should be included. Thanks again.

Joel

AMERICAN OVERSIGHT

Stephanie M. Klapstein

From: MicrosoftExchange329e71ec88ae4615bbc36ab6ce41109e@nv.onmicrosoft.com on behalf of Andrew Clinger <aclinger@gov.nv.gov>
Sent: Friday, March 23, 2018 10:32 AM
To: Paul Anderson
Subject: FW: Constituent Mail - Opportunity Zones - Brandin
Attachments: FW: Constituent Mail - Opportunity Zones - Brandin

Sender: aclinger@gov.nv.gov
Subject: FW: Constituent Mail - Opportunity Zones - Brandin
Message-Id: <EF8329988738E146B40255A48CE4D0DF24FD29C4@CCEXCH02.STATE.NV.US>
Recipient: paul.anderson@diversifynevada.com

AMERICAN OVERSIGHT

Stephanie M. Klapstein

From: Andrew Clinger <aclinger@gov.nv.gov>
Sent: Friday, March 23, 2018 10:03 AM
To: Paul Anderson
Subject: FW: Constituent Mail - Opportunity Zones - Brandin

FYI

Andrew Clinger
Senior Advisor
Office of Governor Brian Sandoval
101 North Carson Street
Carson City, NV 89701
T: 775-684-5670|D: 775-684-5667|F: 775-684-5683|E: aclinger@gov.nv.gov

---

From: Shannon Litz
Sent: Thursday, March 22, 2018 10:33 AM
To: Andrew Clinger <aclinger@gov.nv.gov>
Subject: Constituent Mail - Opportunity Zones - Brandin

Prefix:	Ms.
First Name:	Rita
Last Name:	Brandin
Email:	rbrandin@newlandco.com
Phone:	858-875-8219
Street:	4790 Eastgate Mall, Suite 150
Zip:	92121
City:	San Diego
State:	California

Topic:
Other
Subject:
Opportunity Zones
Message:
VIA EMAIL AND OVERNIGHT MAIL

March 16, 2018

The Honorable Brian Sandoval
Governor of Nevada
555 E. Washington Ave #5100
Downtown, NV 89101

AMERICAN OVERSIGHT

Attn: Mr. Mike Willden, Chief of Staff
governor@govmail.state.nv.us

Re: Opportunity Zones Program

Dear Governor Sandoval:

As you know, the recently-passed federal tax reform legislation created the Opportunity Zones Program that allows the governor of each state to designate up to 25% of low-income census tracts in their state as Opportunity Zones.

The purpose of this letter is to request the designation of Census Tract #32003000301 as an Opportunity Zone. We own approximately 3.28 acres of property in this area. The designation of this Census Tract as an Opportunity Zone would create enormous potential for economic development in Clark County and attract much-needed investment in key local infrastructure projects to this area.

Please designate Census Tract 32003000301 as an Opportunity Zone.

Sincerely,

S.P. Capital Investors, LLC
a California limited liability company

By:Rita Brandin
Its: President

Submitted: March 16, 2018 18:44

AMERICAN OVERSIGHT

Stephanie M. Klapstein

From: MicrosoftExchange329e71ec88ae4615bbc36ab6ce41109e@nv.onmicrosoft.com on behalf of Andrew Clinger <aclinger@gov.nv.gov>
Sent: Friday, March 23, 2018 10:32 AM
To: Paul Anderson
Subject: FW: Constituent Mail - Opportunity Zones - Fertitta
Attachments: FW: Constituent Mail - Opportunity Zones - Fertitta

Sender: aclinger@gov.nv.gov
Subject: FW: Constituent Mail - Opportunity Zones - Fertitta
Message-Id: <EF8329988738E146B40255A48CE4D0DF24FD2A10@CCEXCH02.STATE.NV.US>
Recipient: paul.anderson@diversifynevada.com

AMERICAN OVERSIGHT

Stephanie M. Klapstein

From: Andrew Clinger <aclinger@gov.nv.gov>
Sent: Friday, March 23, 2018 10:03 AM
To: Paul Anderson
Subject: FW: Constituent Mail - Opportunity Zones - Fertitta

FYI

Andrew Clinger
Senior Advisor
Office of Governor Brian Sandoval
101 North Carson Street
Carson City, NV 89701
T: 775-684-5670|D: 775-684-5667|F: 775-684-5683|E: aclinger@gov.nv.gov

---

From: Shannon Litz
Sent: Thursday, March 22, 2018 10:34 AM
To: Andrew Clinger <aclinger@gov.nv.gov>
Subject: Constituent Mail - Opportunity Zones - Fertitta

Prefix: Mr.
First Name: Tilman
Last Name: Fertitta
Email: sscheinthal@ldry.com
Phone: 7133867014
Street: 1510 West Loop South
Zip: 77027
City: Houston
State: Texas

Topic:
Taxation
Subject:
Opportunity Zones By FedEx as well
Message:
Dear Governor Sandoval:

I respectfully request that you designate the following census tracts as Opportunity Zones in order to facilitate investment and development in these low-income areas:

Census Tract: 32003000700
Census Tract: 32003000401

As you know, the federal legislation referred to as the Tax Cuts and Jobs Act of 2017 created the

AMERICAN OVERSIGHT

Opportunity Zones Program that allows the governor of each state to designate a certain number of low-income and eligible contiguous census tracts as Opportunity Zones. This would allow investors in these areas to defer taxes on gains made on investments in Qualified Opportunity Funds that directly benefit these zones for many years or even permanently, depending on how long investments are held.

Please designate the qualified tracts listed above as Opportunity Zones in order to drive long-term capital to these areas.

Very truly yours, Tilman J. Fertitta
Chairman, President & CEO

Submitted: March 16, 2018 16:30

AMERICAN OVERSIGHT

NV-DA-20-0615-A-001250

Stephanie M. Klapstein

From: Jessica Reed <jessica@nevadadc.org>
Sent: Friday, July 06, 2018 12:07 PM
To: Pam Robinson
Subject: FW: eInvoice, July 18 for PAMELA ROBINSON
Attachments: Travel Reservation July 18 for PAMELA ROBINSON.pdf; eInvoice, July 18 for PAMELA ROBINSON.pdf

You're all set. Have a great weekend!

Jessica Reed| Nevada Washington Office

From: Travel Services Team <support@innovativetvl.com>
Date: Friday, July 6, 2018 at 3:03 PM
To: Jessica Reed <jessica@nevadadc.org>
Subject: eInvoice, July 18 for PAMELA ROBINSON

Travel Services Team
877-510-4747
support@innovativetvl.com

eInvoice

Add to Calendar **Itinerary & Documents**

eInvoice #0521858

Ticket Number	Passenger	SubTotal	Total Amount Due
0737511581	PAMELA ROBINSON	USD **20.00**	USD **0.00**

eInvoice #0521857

Ticket Number	Passenger	SubTotal	Total Amount Due
0737511580	PAMELA ROBINSON	USD **720.88**	USD **0.00**

If you no longer wish to receive these emails please contact: support@innovativetvl.com.

AMERICAN OVERSIGHT

18 JUL 2018 ▸ 22 JUL 2018 TRIP TO ALBUQUERQUE, NM

PREPARED FOR
ROBINSON/PAMELA

Simplified Self Booking

Travel Services Team
877-510-4747
support@innovativetvl.com

RESERVATION CODE ATMCZK
AIRLINE RESERVATION CODE NM3FUA (YY)

DEPARTURE: WEDNESDAY 18 JUL Please verify flight times prior to departure

YY
YY 2160

Class:
Economy

Status:
Confirmed

RNO	▸ ABQ	Distance (in Miles): 786
RENO/TAHOE INTL, NV	ALBUQUERQUE, NM	Stop(s): 0
Departing At: 6:35am	Arriving At: 11:05am	
Terminal: Not Available	Terminal: Not Available	

Passenger Name:	Seats:
» ROBINSON/PAMELA	Check-In Required

DEPARTURE: SUNDAY 22 JUL Please verify flight times prior to departure

YY
YY 4219

Class:
Economy

Status:
Confirmed

ABQ	▸ DEN	Distance (in Miles): 340
ALBUQUERQUE, NM	DENVER, CO	Stop(s): 0
Departing At: 10:15am	Arriving At: 11:30am	
Terminal: Not Available	Terminal: Not Available	

Passenger Name:	Seats:
» ROBINSON/PAMELA	Check-In Required

DEPARTURE: SUNDAY 22 JUL Please verify flight times prior to departure

YY
YY 2890

Class:
Economy

Status:
Confirmed

DEN	▸ RNO	Distance (in Miles): 792
DENVER, CO	RENO/TAHOE INTL, NV	Stop(s): 0
Departing At: 12:30pm	Arriving At: 1:45pm	
Terminal: Not Available	Terminal: Not Available	

Passenger Name:	Seats:
» ROBINSON/PAMELA	Check-In Required

AMERICAN OVERSIGHT

OTHER: SUNDAY 22 JUL

OTHER Status: Confirmed	RNO RENO/TAHOE INTL, NV Information: SOUTHWEST CONFIRMATION NUMBER NM3FUA	

OTHER: SATURDAY 01 DEC

OTHER Status: Confirmed	XXX SKED CHG - TCC, OK Information: AGENCY DATA ONLY. PLEASE IGNORE.	

Notes
OUR 24/7 EMERGENCY SERVICES CENTER CAN BE REACHED AT
855-287-7154 OR 203-907-2677 AFTER BUSINESS HOURS
830AM-530PM M-F. PLEASE NOTE THAT A CHARGES APPLIES
TO ALL ESC CALLS

Travel Services Team
877-510-4747
support@innovativetvl.com

AMERICAN OVERSIGHT

Travel Services Team
Phone: 877-510-4747
support@innovativetvl.com

Electronic Invoice

Prepared For:
ROBINSON/PAMELA

SALES PERSON	KA
INVOICE NUMBER	0521858
INVOICE ISSUE DATE	06 Jul 2018
RECORD LOCATOR	ATMCZK
CUSTOMER NUMBER	031910

Client Address
NATIONAL GOVERNORS ASSOCIATION
44 NORTH CAPITOL STREET
WASHINGTON DC 20001

DATE: Wed, Jul 18

Flight: YY 2160			
From	RENO/TAHOE INTL, NV	Departs	6:35am
To	ALBUQUERQUE, NM	Arrives	11:05am
Duration	3hr(s) 30min(s)	Class	Economy
Type		Meal	
Stop(s)	Non Stop		

DATE: Sun, Jul 22

Flight: YY 4219			
From	ALBUQUERQUE, NM	Departs	10:15am
To	DENVER, CO	Arrives	11:30am
Duration	1hr(s) 15min(s)	Class	Economy
Type		Meal	
Stop(s)	Non Stop		

DATE: Sun, Jul 22

Flight: YY 2890			
From	DENVER, CO	Departs	12:30pm
To	RENO/TAHOE INTL, NV	Arrives	1:45pm
Duration	2hr(s) 15min(s)	Class	Economy
Type		Meal	
Stop(s)	Non Stop		

DATE: Sun, Jul 22

Others	
	RENO/TAHOE INTL
	SOUTHWEST CONFIRMATION

AMERICAN OVERSIGHT

NUMBER NM3FUA
Documents

Billed to: AX XXXXXXXXXXX1035 USD * 0.00

DATE: Sat, Dec 01

Others
SKED CHG - TCC AGENCY DATA ONLY. PLEASE IGNORE.

Ticket Information

Service Fee	XD 0737511581	**Passenger**	ROBINSON PAMELA		
		Billed to:	AX XXXXXXXXXXX1035	USD	* 20.00

Total base fare amount	USD 20.00
Total Taxes	USD 0.00
Net Credit Card Billing	* USD 20.00

Total Amount Due	USD 0.00

ITINERARY NOTES:
OUR 24/7 EMERGENCY SERVICES CENTER CAN BE REACHED AT
855-287-7154 OR 203-907-2677 AFTER BUSINESS HOURS
830AM-530PM M-F. PLEASE NOTE THAT A CHARGES APPLIES
TO ALL ESC CALLS

The carriage of certain hazardous materials, like aerosols, fireworks, and flammable liquids, aboard the aircraft is forbidden. If you do not understand these restrictions, further information may be obtained from your airline.

Your travel arranger provides the information contained in this document. If you have any questions about the content, please contact your travel arranger. For Credit Card Service fees, please see eTicket receipt for total charges.

AMERICAN OVERSIGHT

Stephanie M. Klapstein

From: Derek Armstrong <darmstrong@diversifynevada.com>
Sent: Thursday, April 19, 2018 12:33 PM
To: Andrew Clinger
Subject: FW: [EXTERNAL]RE: State Unique Opportunity Zone Code
Attachments: OZone Nomination Instructions.3.5.18 (003).pdf

Andrew,

BnI just found the unique code, but wanted to make you aware of the nomination process. CDFI is using their Awards Management Information System (AMIS) for submission of the workbooks. Due to GOED's emails ending with a .com and not .gov we will not be recognized as an Authorized Rep. I'm not sure if your office is already registered with an AMIS, but if not you'll need to create an account.

I've attached the nomination instructions, there are step by step instructions starting on page 18 of the instructions. Doesn't look like an overly burdensome process but better to figure out today then scrambling tomorrow.

Derek Armstrong
Deputy Director
Nevada Governor's Office of Economic Development
555 E. Washington Ave., Suite 5400, Las Vegas, NV 89101
Main: (702) 486-2700
Office: (702) 486-2709
Cell: (702) 769-2836
darmstrong@diversifynevada.com
www.diversifynevada.com

Nevada Governor's Office of
ECONOMIC DEVELOPMENT
Empowering Success

From: Merkowitz, Jeff [mailto:MerkowitzJ@cdfi.treas.gov]
Sent: Thursday, April 19, 2018 11:50 AM
To: Derek Armstrong <darmstrong@diversifynevada.com>
Subject: RE: [EXTERNAL]RE: State Unique Opportunity Zone Code

Hi, Derek – I have resent the letter to Governor Sandoval to Michael Willden and Ryan McGinness, whom we have listed as the governor's chief of staff and DC representative, respectively. That letter includes the Unique Code.

On a separate note, I don't know who will be submitting on behalf of the State but since I see that your email has a .com address, I wanted to point out that part of our verification that a nomination reflects that of the governor, as indicated in the Nomination Instructions, is a requirement that the AMIS account holder have a state government email address.

Please let me know if you have any questions.

Jeff Merkowitz

AMERICAN OVERSIGHT

Senior Advisor
Community Development Financial Institutions Fund
U.S. Department of the Treasury
202-653-0329
www.cdfifund.gov

From: Derek Armstrong [mailto:darmstrong@diversifynevada.com]
Sent: Thursday, April 19, 2018 2:35 PM
To: Merkowitz, Jeff <MerkowitzJ@cdfi.treas.gov>
Subject: [EXTERNAL]RE: State Unique Opportunity Zone Code

Jeff,

Hope all is well. Our office is putting together the nomination tool to submit for Nevada, but the Governor's office is having trouble locating the letter from March 5th with the State Unique Opportunity Zone Code. Is that something you can provide or how would we go about getting a new code?

Derek Armstrong
Deputy Director
Nevada Governor's Office of Economic Development
555 E. Washington Ave., Suite 5400, Las Vegas, NV 89101
Main: (702) 486-2700
Office: (702) 486-2709
Cell: (702) 769-2836
darmstrong@diversifynevada.com
www.diversifynevada.com

Nevada Governor's Office of
ECONOMIC DEVELOPMENT
Empowering Success

AMERICAN OVERSIGHT

Opportunity Zones:

Nomination Instructions

March 2018

AMERICAN OVERSIGHT

Paperwork Reduction Act Burden Statement

According to the Paperwork Reduction Act, as amended, no persons are required to respond to a collection of information unless it displays a valid Office of Management and Budget (OMB) Approval Number. This Approval Number for this form is 1559-0049. Public reporting burden for this collection of information is estimated to average 1.0 hours per response, including time for reviewing instructions, searching existing data sources, gathering and maintaining the data needed, and completing and reviewing the collection of information. Send comments regarding the burden estimate or any other aspect of this collection of information, including suggestions for reducing this burden, to the Community Development Financial Institutions Fund, 1500 Pennsylvania Avenue, Washington, D.C. 20220.

AMERICAN OVERSIGHT

Contents

1. Introduction 2
2. Extension Requests 2
3. Identity of Tracts Eligible for Designation as Qualified Opportunity Zones 3
4. Nominating Qualified Opportunity Zones 3
   4.1 Nomination Tool 3
      4.1.1 Information on the State and Authorized Representative 3
      4.1.2 State Level Summary 4
      4.1.3 Nominating LIC Tracts 5
      4.1.4 Nominating Eligible Non-LIC Contiguous Tracts 5
      4.1.5 Nominating LIC Tracts Based on 2012-2016 ACS Data 7
      4.1.6 Tract Number Changes 8
      4.1.7 Testing Nominations in the Summary Worksheet 8
   4.2 Letter from the State CEO 9
5. Visualizing Individual Census Tracts 10
   5.1 Selecting a Census Tract 12
   5.2 Map of a Census Tract 14
6. Submitting a Nomination 16
   6.1 The AMIS Registration Process 16
      6.1.1 Registering a New Organization and the First Contact 16
      6.1.2 Changing the Organization's Time Zone 18
      6.1.3 Registering Additional Contacts 19
      6.1.4 Creating a New Contact Manually 20
      6.1.5 Disabling Contacts 21
   6.2 The Nomination Submission Process 21

AMERICAN OVERSIGHT

1. Introduction

On December 22, 2017, Congress amended the Internal Revenue Code (IRC) by adding Sections 1400Z–1 and 1400Z–2. These sections provide tax benefits to investors that reinvest certain specified gains into Qualified Opportunity Funds that in turn deploy these resources into population census tracts designated as Opportunity Zones.

The authority to implement IRC §§1400Z-1 and 1400Z-2 has been delegated to the Internal Revenue Service (IRS). The CDFI Fund is supporting the IRS with the Opportunity Zone nomination and designation process under IRC §1400Z-1.

This document provides the Chief Executive Officers (CEOs) of States (including the District of Columbia and U.S. possessions) with instructions for nominating low-income community (LIC) population census tracts and eligible non-LIC contiguous population census tracts in their States as Qualified Opportunity Zones (QOZs) for purposes of IRC §1400Z–1. In general, the CEO of a State must nominate census tracts to be QOZs not later than March 21, 2018 (the determination period). Furthermore, the Secretary of the Treasury has 30 days beginning on the date a nomination is received to certify the nomination and designate the nominated tracts as QOZs (the consideration period). See IRS Rev. Proc. 2018-16 Internal Revenue Bulletin 2018-9 for more information.

2. Extension Requests

A State CEO may request, and receive, an extension of the QOZ determination period for an additional 30 days to April 20, 2018. In addition, a State CEO also may request, and receive, a 30-day extension of the consideration period.

If the State wishes to extend either the determination or consideration period, or both, the State must submit a formal request signed by the State CEO on executive letterhead. This letter should be sent as an attachment by electronic mail to OpportunityZone@cdfi.treas.gov.

The letter from the State CEO should include the following language:

> [Title]
> [State CEO]
> [Address]
>
> The Honorable Steven T. Mnuchin
> Secretary
> U.S. Department of the Treasury
> 1500 Pennsylvania Avenue, NW
> Washington, DC 20220
>
> Dear Mr. Secretary:
>
> The [State/Commonwealth/District/Territory] of [State] formally requests under section 1400Z-1(b)(2) of the Internal Revenue Code that the Secretary extend for an additional 30 days the [determination and/or consideration] period to nominate a population census tract for designation as a qualified opportunity zone.

AMERICAN OVERSIGHT

3. Identity of Tracts Eligible for Designation as Qualified Opportunity Zones

Based on 2011-2015 American Community Survey (ACS) 5-Year data from the United States Census Bureau (Census Bureau), there are a total of 31,848 LIC population census tracts (LIC Tracts) and 10,312 eligible contiguous non-LIC population census tracts (Eligible Non-LIC Contiguous Tracts) that meet the statutory requirements for designation as QOZs.

In the fall of 2017, the Census Bureau released the 2012–2016 ACS 5-Year data. However, due to the March 21, 2018, deadline for State CEOs to nominate census tracts for designation as QOZs, and the complexities of incorporating the most recent data information into the eligibility process, the Opportunity Zone Nomination Tool utilizes the 2011-2015 ACS 5-Year data. In addition, the 25 percent limitation on the number of designations in a State will be determined using the 2011–2015 ACS 5-Year data.

In the event that a census tract deemed eligible under the 2011-15 ACS 5-Year data is no longer eligible under the more recent 2012-16 ACS 5-Year data, States may rely upon the census tracts listed as eligible in the Opportunity Zone Nomination Tool provided to State CEOs as eligible tracts for the purposes of IRC §1400Z-1.

In addition, States may nominate census tracts eligible under the 2012-16 ACS 5-Year data that are not already identified in the Nomination Tool. See additional instructions below for nominating census tracts using 2012-2016 ACS 5-Year data.

4. Nominating Qualified Opportunity Zones

To nominate QOZs, a State CEO should use the Opportunity Zone Nomination Tool (the Nomination Tool), which can be found on the CDFI Fund website at https://www.cdfifund.gov/Pages/ozonestateresource.aspx. The Nomination Tool includes separate lists of all LIC Tracts and Eligible Non-LIC Contiguous Tracts, including Eligible Non-LIC Contiguous Tracts whose eligibility is based on contiguity with a LIC Tract located in a different State.

In addition to the Nomination Tool, the State will need to submit a letter from the State CEO, on executive letterhead, confirming that the census tracts identified in the Nomination Tool represent the official nomination of the State CEO. See additional instructions below.

4.1 Nomination Tool

4.1.1 Information on the State and Authorized Representative

In the worksheet labeled "Information," enter the information requested for the State and the Authorized Representative who prepared the Nomination Tool. In addition to the name of the State and the State CEO, **the Authorized Representative must enter the "State Unique Opportunity Zone Code."** This code can be found in the March 5, 2018, letter from CDFI Fund Director Annie Donovan to the State CEO transmitting information on the Nomination Tool and is intended to ensure that the information submitted is authorized by the State CEO.

AMERICAN OVERSIGHT

Figure 1: Information Tab

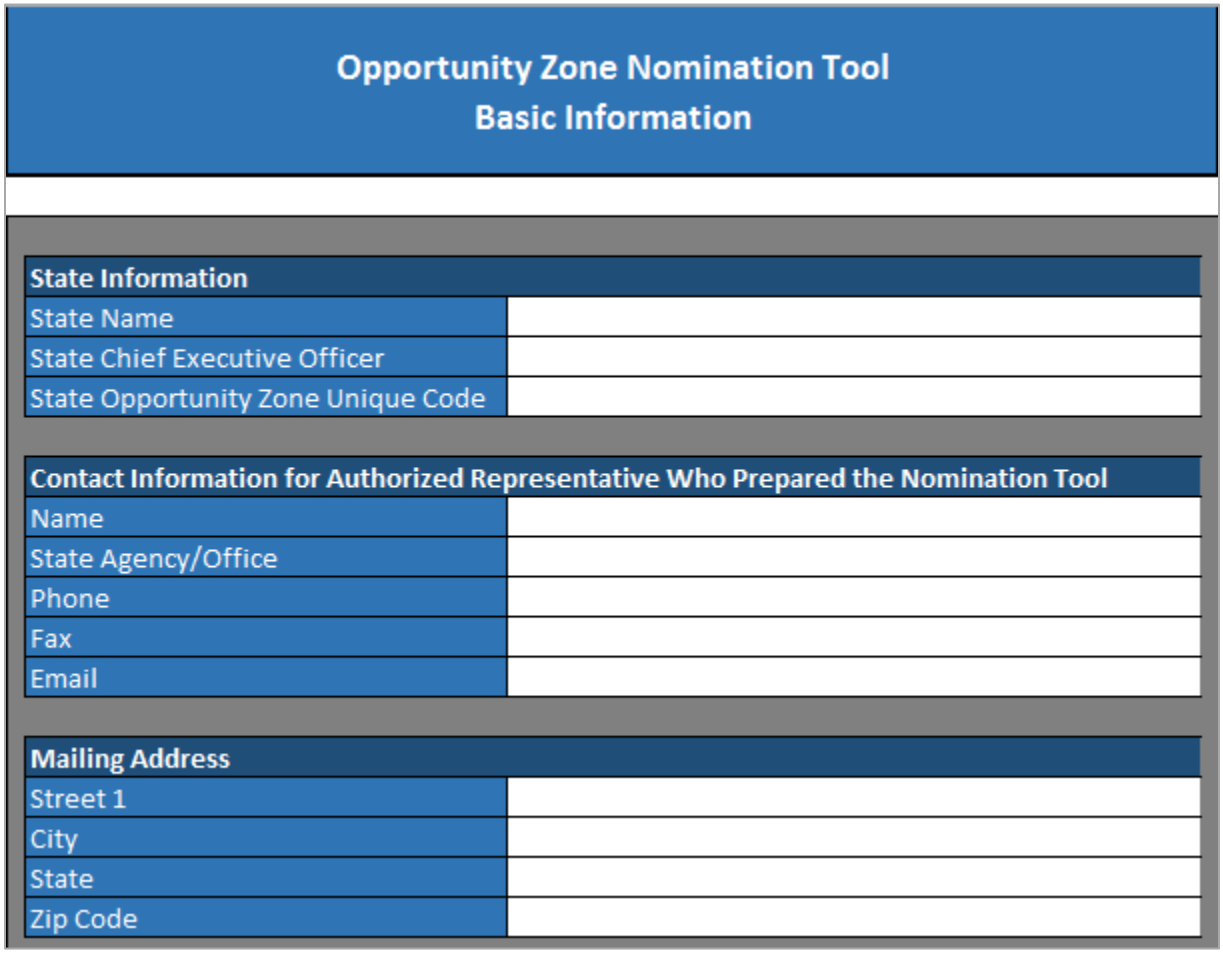

Opportunity Zone Nomination Tool
Basic Information

State Information	
State Name	
State Chief Executive Officer	
State Opportunity Zone Unique Code	

Contact Information for Authorized Representative Who Prepared the Nomination Tool	
Name	
State Agency/Office	
Phone	
Fax	
Email	

Mailing Address	
Street 1	
City	
State	
Zip Code	

4.1.2 State Level Summary

The worksheet in the Nomination Tool labeled "SUMMARY" shows the total number of LIC Tracts in each State, the maximum number of census tracts that can be nominated as QOZs, and the maximum number of Eligible Non-LIC Contiguous Tracts that can be included in that nomination. For example in the figure below, Alabama has a total of 629 LIC Tracts. The maximum number of total tracts that can be nominated as QOZs in Alabama is 158 (25 percent of the 629 LICs, rounded up to the next whole number) and the maximum number of Eligible Non-LIC Contiguous Tracts that can be included in the total nominated is 8 (5 percent of 158, rounded up to the next whole number).

AMERICAN OVERSIGHT

Figure 2: State Level Summary

	A	B	C	D	E	F	G	H	I	J	K
1	Please note that the worksheet tests provided below are solely for the convenience of the State and to provide assistance with the nomination process, and are not determinative. The Internal Revenue Service will make the final determination and designation of each State's Opportunity Zones after reviewing the State's nomination.										
2	CLICK "DATA" MENU "REFRESH ALL" State	A) Total Number of LIC Tracts in State	B) Maximum Number of Tracts That Can Be Nominated (the greater of 25% of All LICs or 25 if State has fewer than 100 LICs)	C) Maximum Number of Eligible Non-LIC Contiguous Tracts That Can Be Among the Nominated Tracts (5% of Column C) if the State Maximizes the Number of its Nominations	Number of LIC Tracts Nominated (2011-2015 ACS	Number of LIC Tracts Nominated (2012-2016 ACS	Number of In-State Eligible Non-LIC Contiguous Tracts Nominat	3) Number of Cross-State Eligible Non-LIC Contiguous Tracts Nominated	Total Tracts Nominated	DOES OPPORTUNITY ZONE PASS 25% TEST? (Number of tracts designated may not exceed 25% of number of LICs in the State)	DOES OPPORTUNITY ZONE PASS 5% TEST? (Not more than 5% of tracts designated may be Non-LIC Contiguous tracts
3	Alabama	629	158	8	0	0	0	0	0		
4	Alaska	55	25	2	0	0	0	0	0		
5	American Samoa	16	25	See Note	0	0	0	0	0		
6	Arizona	671	168	9	0	0	0	0	0		
7	Arkansas	340	85	5	0	0	0	0	0		
8	California	3516	879	44	0	0	0	0	0		
9	Colorado	501	126	7	0	0	0	0	0		
10	Connecticut	286	72	4	0	0	0	0	0		
11	Delaware	80	25	2	0	0	0	0	0		
12	District of Columbia	97	25	2	0	0	0	0	0		

This worksheet will also auto-populate based on the number and type of census tracts a State selects for nomination and can be used to test whether the nomination falls within the statutory limits on the number of nominations. (See additional instruction below.)

4.1.3 Nominating LIC Tracts

To nominate an LIC Tract, States should use the worksheet in the Nomination Tool labeled "1) LICs." This worksheet includes a list of all LIC Tracts and can be filtered by State. To nominate a specific LIC Tract, find the census tract and type or select the word "Yes" next to that census tract in Column C (labeled "Enter "YES" Below to Nominate LIC).

The example below shows that an Authorized Representative has selected the State "District of Columbia" (using the Filter in the red square below and typing the name of the State in the text box) and has nominated census tracts 11001000201 and 11001000202 by typing the word "YES" in the adjacent column.

Figure 3: 1) LICs

A	B	C
Click arrow to filter state		
State	Low Income Communities (LICs)	Enter "YES" Below to Nominate LIC
District of Columbia	11001000201	YES
District of Columbia	11001000202	YES

4.1.4 Nominating Eligible Non-LIC Contiguous Tracts

To nominate an Eligible Non-LIC Contiguous Tract, States should use the worksheet in the Nomination Tool, labeled "2) Contiguous." This worksheet includes a list that can be filtered by State, of all Eligible Non-LIC Contiguous Tracts. Next to the list of Eligible Non-LIC Contiguous Tracts is a list of all LIC Tracts whose status as a QOZ would make the contiguous tract eligible for nomination and designation. In cases where an Eligible Non-LIC Contiguous Tract is adjacent to more than one LIC Tract, at least one of the listed LIC Tracts must be nominated to make the non-LIC Tract eligible for nomination. Column D notes whether the Eligible Non-LIC Contiguous Tract may include eligibility based on contiguity with an LIC Tract in a different State.

AMERICAN OVERSIGHT

To nominate a specific Eligible Non-LIC Contiguous Tract within the same State, find the census tract and type or select the word “Yes” in Column E (labeled “Enter "YES" Below to Nominate Eligible Non-LIC Contiguous Tract). In addition, in Column F, enter the tract number of the corresponding contiguous LIC Tract that the State is nominating. The contiguous LIC Tract also must be nominated in the “1) LICs” worksheet, following the steps for nominating LIC Tracts described above.

The example below shows that a user has selected the State “District of Columbia” (using the filter feature and typing the name of the State in the text box) and has nominated census tracts 11001000100 and 11001000202 by typing the word “YES” in Column E. In addition, for the nomination of census tract 11001002102, the user identified census tract 11001009508 in Column F as the contiguous LIC Tract that is also being nominated and has been selected in the “1) LICs” worksheet.

Figure 4: 2) Contiguous

A	B	C	D	E	F
Click arrow to filter state State	Eligible Non-LIC Contiguous Tracts	Contiguous LICs (NOTE: An Eligible Non-LIC Contiguous Tract may be nominated only if one or more of its corresponding Contiguous LICs is also nominated)	Additional Cross-State LIC Tract?	Enter "YES" Below to Nominate Eligible Non-LIC Contiguous Tract	Enter the Tract Number of Corresponding Contiguous LIC Nominated
District of Columbia	11001000100	11001000202,11001005600	NO	YES	11001000202
District of Columbia	11001002102	11001009508,11001001901,11001002201	NO	YES	11001009508

States may also nominate Eligible Non-LIC Contiguous Tracts whose eligibility is based on a LIC Tract in another State by using the worksheet in the Nomination Tool, labeled “3) Cross-State.” This worksheet includes a list that can be filtered by State of all such tracts, next to a list of the LIC Tracts, and the State in which each tract is located, whose status as a QOZ would make the contiguous tract eligible for nomination and designation. Column E notes whether the Eligible Non-LIC Contiguous Tract may also be eligible based on contiguity with an LIC Tract in the same State.

IMPORTANT: Please note that an Eligible Non-LIC Contiguous Tract that qualifies based on contiguity with another State may be nominated only if the corresponding contiguous LIC Tract is nominated by the State in which the contiguous LIC Tract is located. Cross-state nominations will require coordination and confirmation that the contiguous State has nominated the contiguous LIC Tract.

To nominate a specific Eligible Non-LIC Contiguous Tract, find the census tract and type or select the word “Yes” in Column F (labeled “Enter "YES" Below to Nominate Eligible Cross-State Non-LIC Contiguous Tract). In addition, in Column G, enter the tract number of the corresponding contiguous cross-state LIC Tract that has been or will be nominated by the contiguous State.

The example below shows that a user selected the State “Alabama” (using the filter feature and typing the name of the State in the text box) and nominated census tract 01069041800 in Alabama by typing the word “YES” in Column F and 12063210100 in Column G. For this tract

AMERICAN OVERSIGHT

to be eligible for nomination, the State should confirm that Florida has also nominated the LIC Tract 12063210100.

Figure 5: 3) Cross-State

A	B	C	D	E	F	G
Click arrow to filter state		NOTE: An Eligible Non-LIC Contiguous Tract may be nominated only if one or more of its corresponding Contiguous LICs is also nominated. Cross-state nominations require confirmation that the contiguous state has nominated the Contiguous LIC.				
Eligible Non-LIC Contiguous Tract State	Eligible Non-LIC Contiguous Tract	Contiguous Cross-State LICs	LIC State	Contiguous In-State LIC Available?	Enter "YES" Below to Nominate Eligible Cross-State Non-LIC Contiguous Tract	Enter the Tract Number of Corresponding Contiguous Cross-State LIC Nominated
Alabama	01069041800	12063210100, 13099090500	Florida, Georgia	NO	YES	12063210100

4.1.5 Nominating LIC Tracts Based on 2012-2016 ACS Data

As noted above, the census tracts listed in the Nomination Tool are based on 2011-2015 ACS 5-Year data and are eligible tracts for the purposes of IRC §1400Z-1, meaning that if a State nominates one of the tracts identified in the Nomination Tool as being either an eligible LIC Tract or an Eligible Non-LIC Contiguous Tract, a State's nomination of that tract will not fail to be certified on the grounds that the tract is no longer eligible under the 2012-16 ACS 5-Year data.

If a State wishes to nominate an LIC Tract that is not identified in the Nomination Tool but that is eligible under the 2012-2016 ACS 5-Year data, the State may do so using the worksheet labeled "4) 2012-2016 ACS."

Please note that 2012-2016 ACS 5-Year data may be used to nominate only LIC Tracts that meet the definition of an LIC Tract based on poverty and/or the median family income of that tract. Nominations of Eligible Non-LIC Contiguous Tracts must be based on the 2011-2015 ACS 5-Year data as presented in the Nomination Tool.

To nominate a specific LIC Tract based on the 2012-2016 ACS 5-Year data, select the State and census tract in Columns A and B, and type or select the word "Yes" next to that census tract in Column C (labeled "Enter "YES" Below to Nominate LIC). In addition, to support the State's claim that the selected census tract meets the definition of an LIC, enter the following additional information on that tract (see Census Factfinder for ACS 2012-2016 data sources[1]):

- 2012-2016 Tract Poverty Rate (Column E)[2]
- 2012-2016 Tract Median Family Income (Column F)[3]
- 2012-2016 State Median Family Income (Column G)[4]
- 2012-2016 Core Based Statistical Area (CBSA) Median Family Income (Column H)[5]

[1] https://factfinder.census.gov/faces/nav/jsf/pages/index.xhtml
[2] U.S. Census Bureau ACS variable S1701.
[3] U.S. Census Bureau ACS variable B19113 for census tracts.
[4] U.S. Census Bureau ACS variable B19113 for states.
[5] U.S. Census Bureau ACS variable B19113 for Core Based Statistical Areas.

AMERICAN OVERSIGHT

- Metro/Non-Metro (Column I) [6]

4.1.6 Tract Number Changes

The worksheet labeled "Tract Number Changes" includes a list of selected census tracts whose numbering was changed by the US Census Bureau between the 2010 census tract definitions and the 2015 census tract definitions. States may use either set of numbers. These changes do not include tracts with post-2010 geographic boundary changes.

4.1.7 Testing Nominations in the Summary Worksheet

After the State selects its nominations by completing the worksheets in the Nomination Tool, the nomination can be tested by returning to the Summary worksheet and clicking the "Refresh All" button in the "Data" tab in the menu ribbon. The Summary table will then indicate the number of LIC Tracts and Eligible Non-LIC Contiguous Tracts nominated and whether the nomination falls within the statutory limits.

Figure 6: Data Menu Ribbon, "Refresh All"

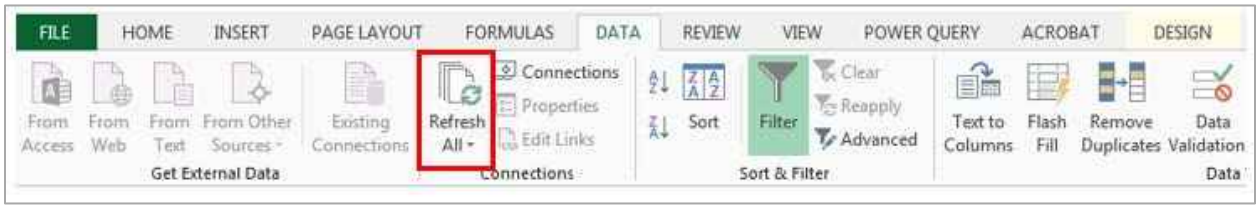

If the total number of tracts nominated (as determined by adding the numbers in Columns E through H, and as indicated in Column I) do not exceed the statutory limit indicated in Column B, then Column J will show that the nomination passes the 25 percent test. Similarly, if the total number of Eligible Non-LIC Contiguous Tracts nominated (as determined by adding the numbers in Columns G and H) do not exceed the statutory limit indicated in Column D (or 5 percent of the total tracts nominated if the State does not maximize its nomination), Column K will indicate that the nomination passes the 5 percent test. In contrast, if in either case the number of tracts nominated exceed the statutory limits, the worksheet will indicate that the nomination fails one or both tests.

The example below shows that the District of Columbia nominated 16 LIC Tracts and two Eligible Non-LIC Contiguous Tracts. The worksheet indicates that this passes the 25 percent test because the 18 tracts nominated is less than the maximum of 25 tracts allowable for the State. In this case, the State still can nominate seven additional tracts. However, the worksheet also indicates that the nomination fails the 5 percent Contiguous Tracts test. The two Eligible Non-LIC Contiguous Tracts nominated exceeds the statutory limit of Eligible Non-LIC Contiguous Tracts, which can make up no more than 5 percent (rounded up to the next whole number) of the total nomination (or no more than two Eligible Non-LIC Contiguous Tract for the District of Columbia if the total nomination consists of at least 21 tracts).

[6] See OMB BULLETIN NO. 17-01: Revised Delineations of Metropolitan Statistical Areas, Micropolitan Statistical Areas, and Combined Statistical Areas, and Guidance on Uses of the Delineations of These Areas. https://www.whitehouse.gov/omb/bulletins/

AMERICAN OVERSIGHT

Figure 7: Refreshed Summary Tab

	A	B	C	D	E	F	G	H	I	J	K
1	Please note that the worksheet tests provided below are solely for the convenience of the State and to provide assistance with the nomination process, and are not determinative. The Internal Revenue Service will make the final determination and designation of each State's Opportunity Zones after reviewing the State's nomination.										
2	FORMULAS DATA Refresh All Connections Properties Edit Links										
3	CLICK "DATA" MENU "REFRESH ALL"	A) Total Number of LIC	B) Maximum Number of Tracts That Can Be Nominated (the greater of 25% of All LICs or 25 if State has fewer than 100	C) Maximum Number of Eligible Non-LIC Contiguous Tracts That Can Be Among the Nominated Tracts (5% of Column C) if the State Maximizes the Number of its	Number of LIC Tracts Nominated	Number of LIC Tracts Nominated	Number of In-State Eligible Non-LIC Contiguous	3) Number of Cross-State Eligible Non-LIC Contiguous Tracts	Total Tracts	DOES OPPORTUNITY ZONE PASS 25% TEST? (Number of tracts designated may not exceed 25% of number of LICs in the	DOES OPPORTUNITY ZONE PASS 5% TEST? (Not more than 5% of tracts designated may be Non-LIC
4	State	Tracts in State	LICs)	Nominations	(2011-2015 ACS	(2012-2016 ACS	Tracts Nominat	Nominated	Nominated	State)	Contiguous tracts
5	District of Columbia	97	25	2	16	0	2	0	18	PASS	FAIL

In this case, the State could return to the Contiguous worksheet of the Nomination Tool and deselect one of the nominated tracts, and nominate an additional LIC Tract in its place, or nominate at least two additional LIC Tracts. After doing so, returning to the Summary worksheet and refreshing the results the worksheet would indicate that the new nomination passes the test.

Figure 8: Revised Refreshed Summary Tab

	A	B	C	D	E	F	G	H	I	J	K
1	Please note that the worksheet tests provided below are solely for the convenience of the State and to provide assistance with the nomination process, and are not determinative. The Internal Revenue Service will make the final determination and designation of each State's Opportunity Zones after reviewing the State's nomination.										
2	FORMULAS DATA Refresh All Connections Properties Edit Links										
3	CLICK "DATA" MENU "REFRESH ALL"	A) Total Number of LIC	B) Maximum Number of Tracts That Can Be Nominated (the greater of 25% of All LICs or 25 if State has fewer than 100	C) Maximum Number of Eligible Non-LIC Contiguous Tracts That Can Be Among the Nominated Tracts (5% of Column C) if the State Maximizes the Number of its	Number of LIC Tracts Nominated	Number of LIC Tracts Nominated	Number of In-State Eligible Non-LIC Contiguous	3) Number of Cross-State Eligible Non-LIC Contiguous Tracts	Total Tracts	DOES OPPORTUNITY ZONE PASS 25% TEST? (Number of tracts designated may not exceed 25% of number of LICs in the	DOES OPPORTUNITY ZONE PASS 5% TEST? (Not more than 5% of tracts designated may be Non-LIC
4	State	Tracts in State	LICs)	Nominations	(2011-2015 ACS	(2012-2016 ACS	Tracts Nominat	Nominated	Nominated	State)	Contiguous tracts
5	District of Columbia	97	25	2	19	0	1	0	20	PASS	PASS

Please note that the worksheet test is provided solely for the convenience of the State and to provide assistance with the nomination process and is not determinative. The Internal Revenue Service will make the final determination and designation of each State's Opportunity Zones.

4.2 Letter from the State CEO

Once the Nomination Tool is complete, the State CEO must confirm that the census tracts identified in the Nomination Tool represent the official nomination of the State CEO. This may be done in the form of a letter, on executive letterhead, signed by the State CEO. The letter from the State CEO should include the following language:

[Title]
[State CEO]
[Address]

The Honorable Steven T. Mnuchin
Secretary
U.S. Department of the Treasury
1500 Pennsylvania Avenue, NW
Washington, DC 20220

Dear Mr. Secretary:

AMERICAN OVERSIGHT

Section 1400Z-1(b)(1) of the Internal Revenue Code provides that a State's chief executive officer may nominate a limited number of low-income community population census tracts and population census tracts that are contiguous to low-income communities for designation as qualified opportunity zones not later than the end of the determination period. The determination period ends March 21, 2018, unless there has been a request for an extension until April 20, 2018, by the chief executive officer of a State under section 1400Z-1(b)(2) of the Code. This letter serves as notification to the Secretary that the [State/Commonwealth/District/Territory] of [State] formally nominates the tracts identified in the accompanying Opportunity Zone Nomination Tool for designation as qualified opportunity zones based on Revenue Procedure 2018-16 published in the Internal Revenue Bulletin 2018-9 on February 26, 2018.

5. Visualizing Individual Census Tracts

As an added convenience and tool for selecting their nominations, States may use the CDFI Fund's Community Investment Mapping System (CIMS) to visualize LIC Tracts and Eligible Non-LIC Contiguous Tracts on a map. To use CIMS, click the link above or go to https://www.cims.cdfifund.gov/preparation/?config=config_nmtc.xml.

Figure 9: CIMS



To view LIC Tracts, click on the "Layers" tab on the menu on the right hand side of the screen and select "2011-2015 LIC Census Tract."

AMERICAN OVERSIGHT

Figure 10: Selecting the 2011-2015 LIC Census Tract Layer

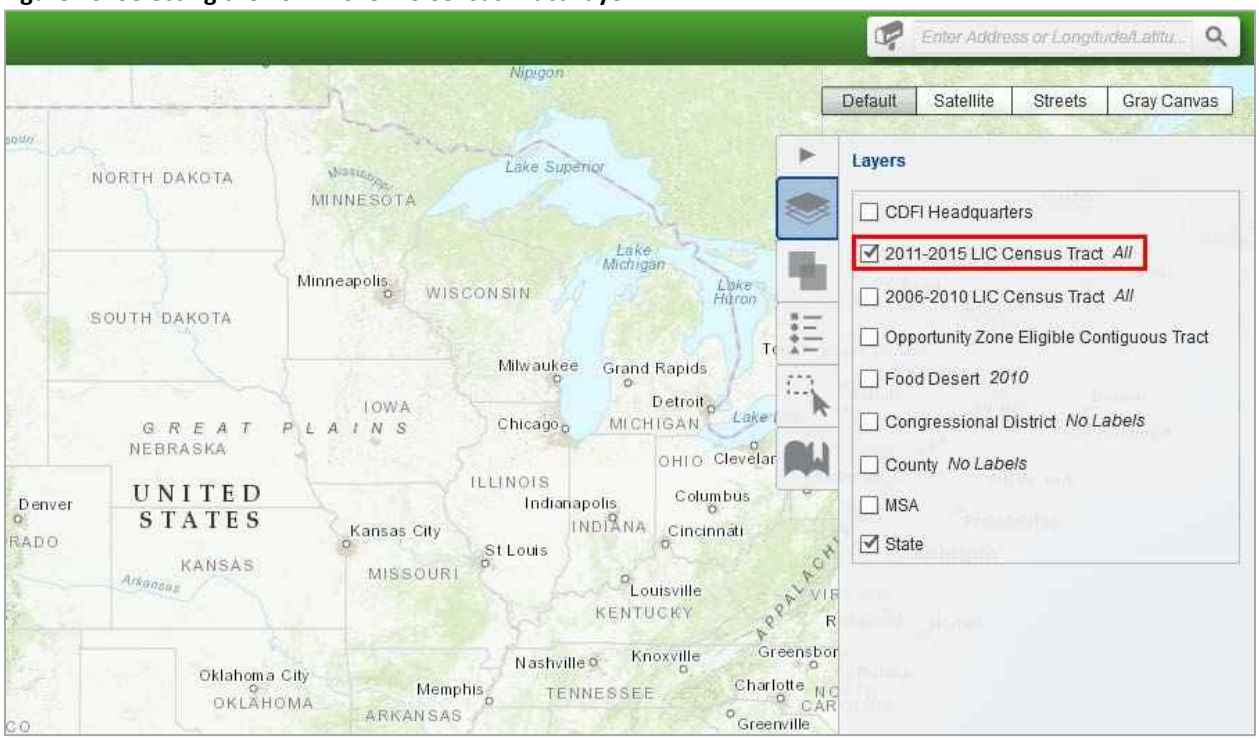

After zooming in to a specific area on the map, LIC Tracts will appear in green.

Figure 11: 2011-2015 LIC Census Tract View

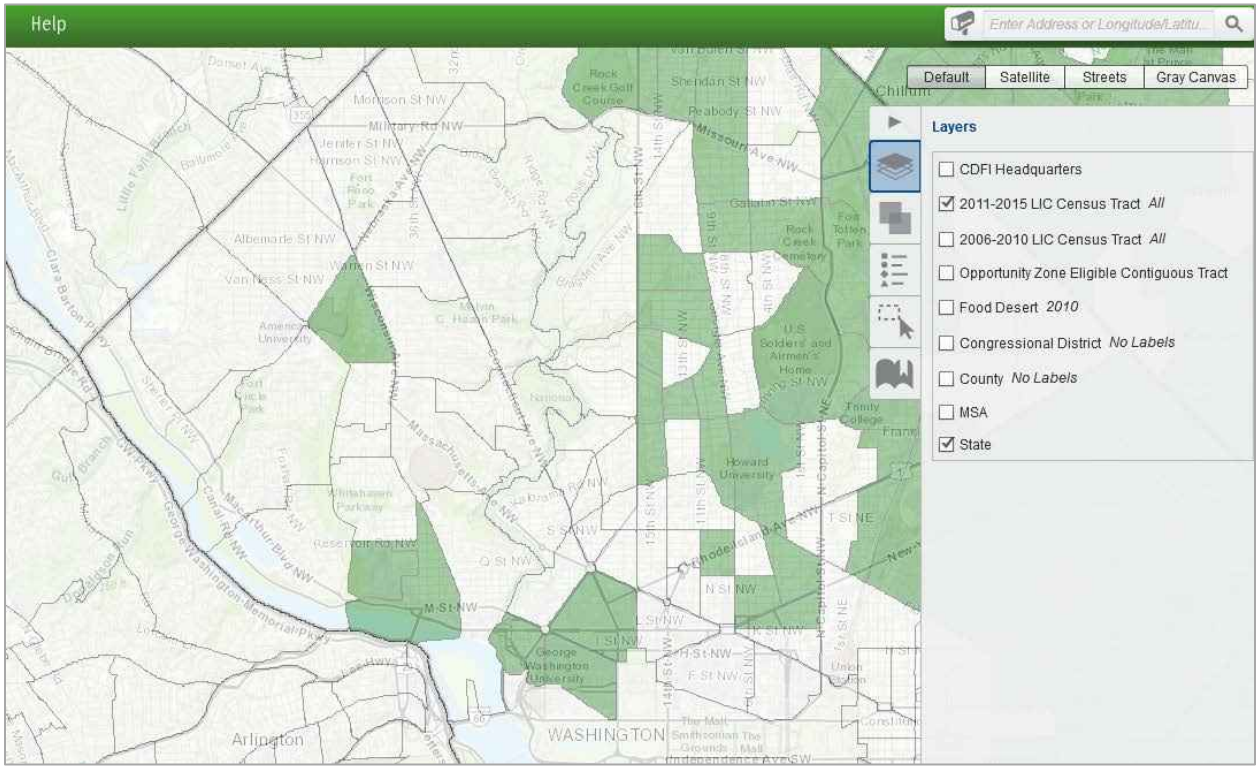

AMERICAN OVERSIGHT

Layers are the mechanism used to display geographic datasets in the CIMS mapping application. The Layers tab allows users to show the list of available map layers and toggle the visibility (on or off) of any of the available layers. Users should be aware that in CIMS numerous layers of geography (county, tract, and individual addresses, for instance) can be displayed on the screen at the same time.

To view Eligible Non-LIC Contiguous Tracts, click on the "Layers" tab and select "Opportunity Zone Eligible Contiguous Tract." Eligible Non-LIC Contiguous Tracts will appear in red.

To view census tract numbers select "All (with labels)" next to the "2011-2015 LIC Census Tract" option within the Layers tab. The 11-digit census tract numbers will appear labeled in the CIMS map as shown in the figure below.

Figure 12: Opportunity Zone Eligible Contiguous Tracts with Labels

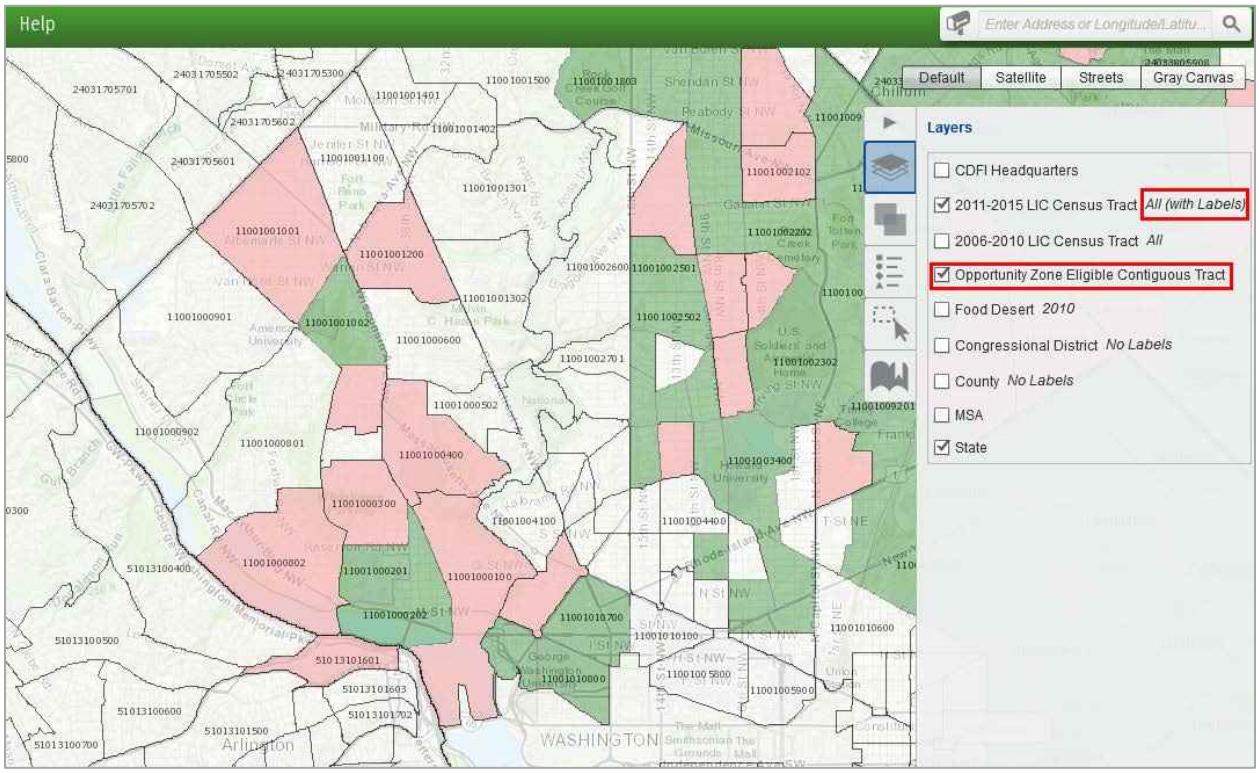

5.1 Selecting a Census Tract

To select and zoom in to a specific census tract, click on the mailbox on the left side of the search bar and select "2011-2015 LIC Census Tract." Enter one of the 11-digit census tract numbers for a LIC Tract or Eligible Non-LIC Contiguous Tract, found in the Nomination Tool. In the example below, census tract 11001009400 in the District of Columbia was entered in the search bar and 2011-2015 LIC Census Tract was selected. After clicking on the magnifying glass, one tract was found.

AMERICAN OVERSIGHT

Figure 13: Searching for a Census Tract

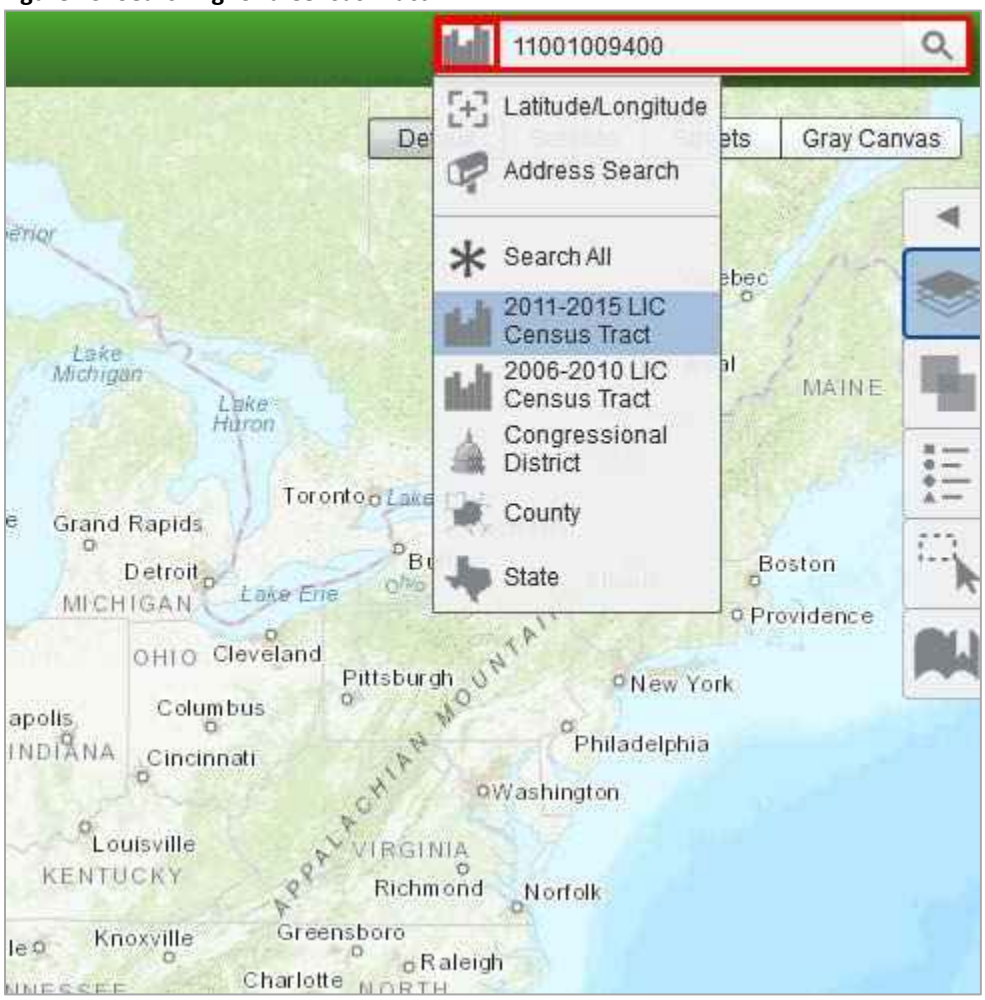

AMERICAN OVERSIGHT

Figure 14: Selecting a Census Tract

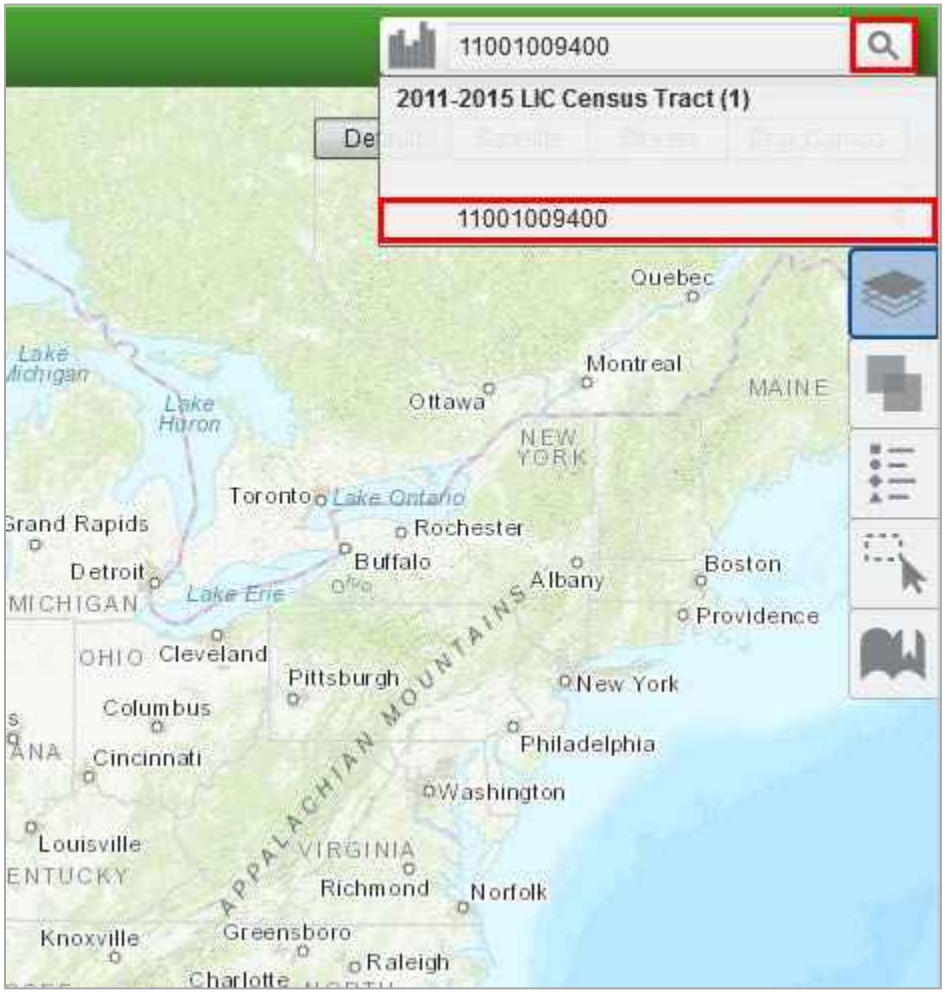

5.2 Map of a Census Tract

By clicking on the tract number under "2011-2015 LIC Census Tract (1)", the map will zoom in on the results of the 11-digit census tract ID entered in the search bar as shown in the figure below.

AMERICAN OVERSIGHT

Figure 15: Map of Census Tract

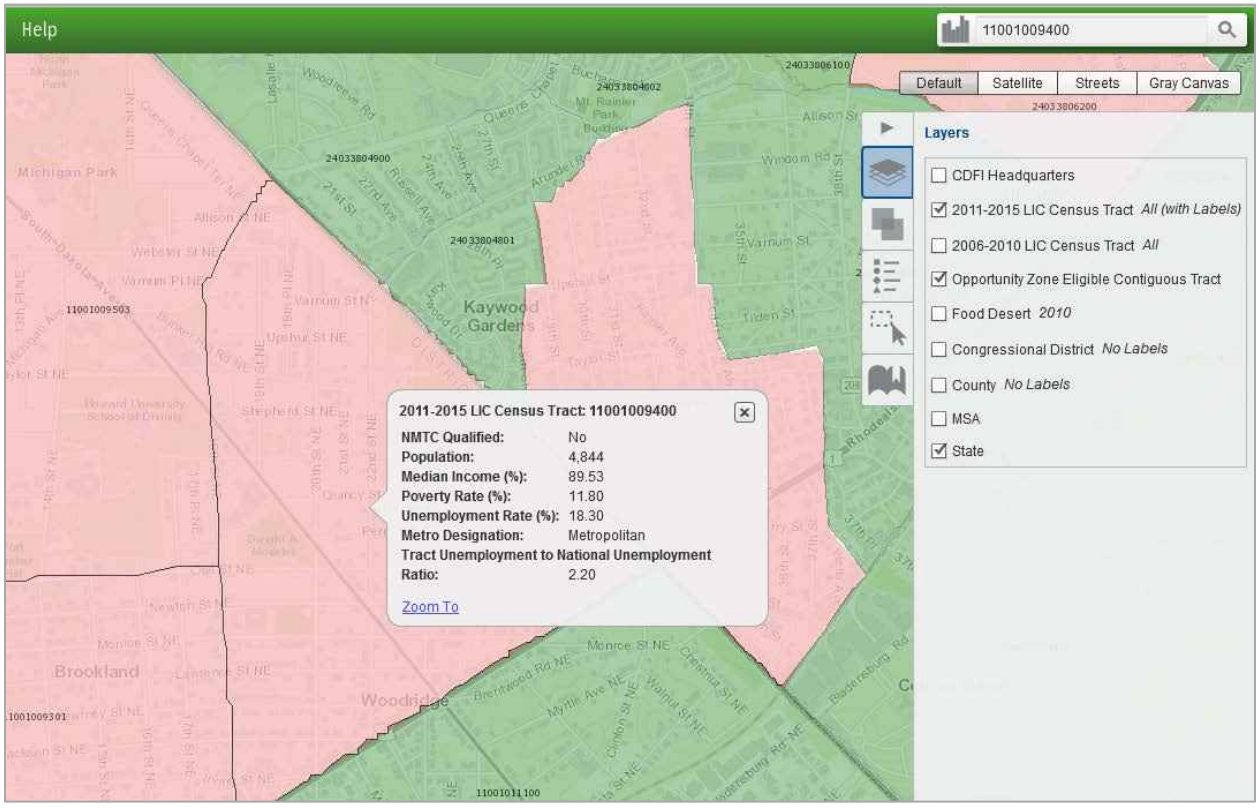

AMERICAN OVERSIGHT

6. Submitting a Nomination

The CDFI Fund is using its Awards Management Information System (AMIS) for States to submit their QOZ nominations. States will use the AMIS Service Request feature to submit all required documentation, including the Opportunity Zone Nomination Tool.

In order to use the AMIS Service Request feature, a State must register an organization in AMIS. The organization may be the office of the State CEO or the office or agency of the Authorized Representative completing the Nomination Tool. Additionally, Authorized Representatives submitting the QOZ nominations must be registered as organization "Contacts" in AMIS. This document provides step-by-step instructions, along with screen shots, to explain and guide the registration and submission processes.

If you encounter any problems with the registration or submission processes, please contact the CDFI Fund AMIS Help Desk at AMIS@cdfi.treas.gov or 202-653-0422.

6.1 The AMIS Registration Process

6.1.1 Registering a New Organization and the First Contact

To register a new organization in AMIS, the registering user accesses the AMIS Landing Page and selects the login tab in the top right corner. This will display the AMIS "Terms of Use and Acceptance" and the text boxes for logging into AMIS.

Figure 16: AMIS Login Screen

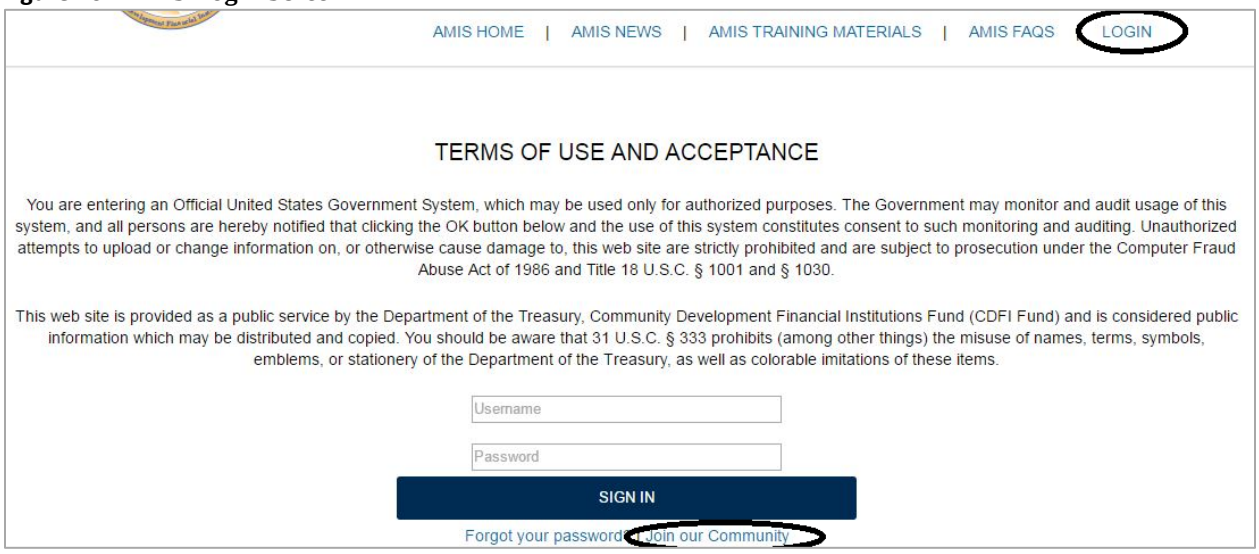

Underneath the "Sign In" button, the registering user selects the "Join our Community" link to begin the registration process. AMIS displays the New User Registration form.

AMERICAN OVERSIGHT

Figure 17: New User Registration Form

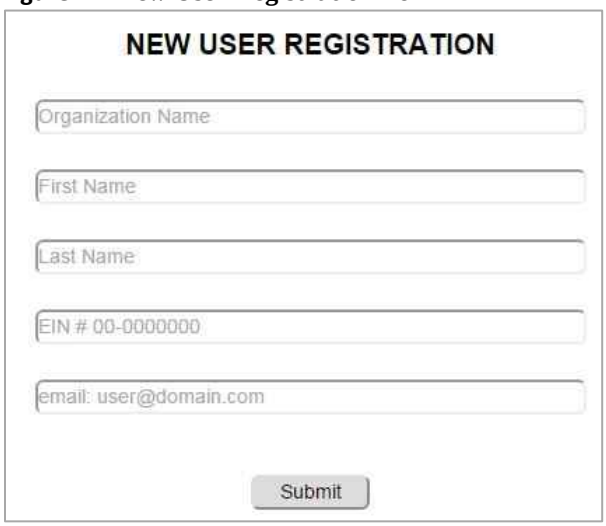

The registering user completes and submits the registration form, including Organization Name, First and Last Name of the Contact, the Organization's EIN, and **a State government email address** for the Authorized Representative. **(Note: Accounts created with a non-State government email address will not be recognized as that of an Authorized Representative for the purposes of submitting a QOZ nomination on behalf of a State CEO.)** Upon submission, AMIS displays a "Thank you for registering" message and sends the following "create password email message" to the email address provided on the registration form. Note that the email address must be unique within AMIS. The AMIS Username for the registering user is the user's email address with four digits appended to it. The Username is included in the email message.

Figure 18: Create Password Email Message

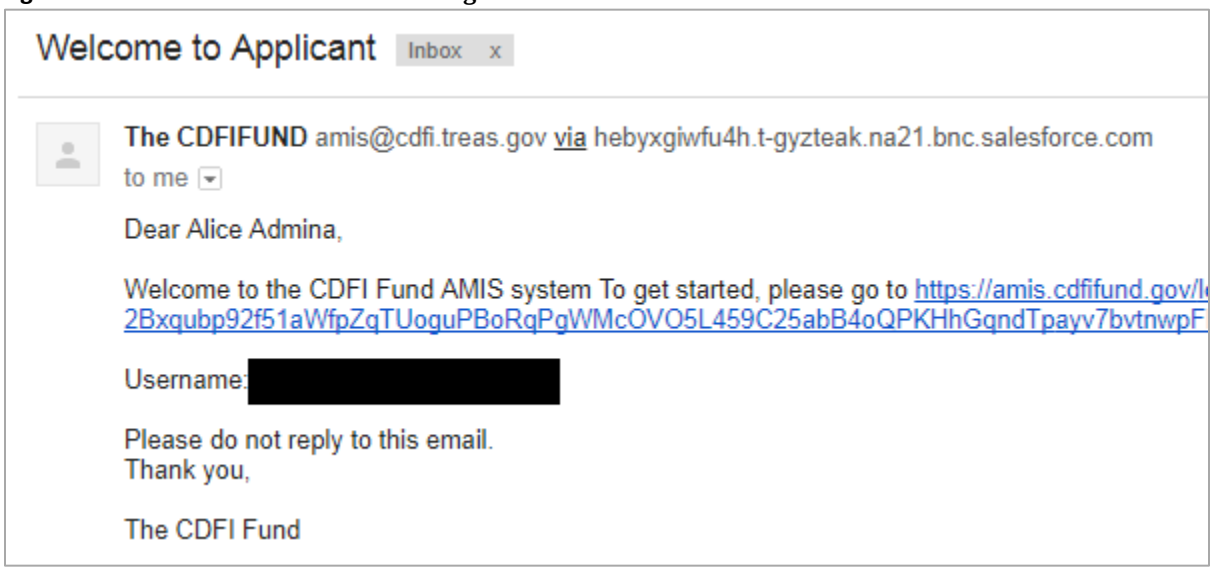

AMERICAN OVERSIGHT

Selecting the link in the email displays the AMIS "Change Your Password" page, where the registering user creates the password for the AMIS account. The password must be at least 8 characters, and contain letters, numbers, and at least one special character from the following:

! # $ % - _ = + < >

After entering the new password, the registering user is logged into AMIS. Note that there are three Contact types in AMIS: Admin User (full control); User (same as Admin User, but cannot create or change the permissions of other Contacts); and Viewer (read-only). The registering user is made an Admin User Contact for the newly created organization.

6.1.2 Changing the Organization's Time Zone

AMIS creates all users in the Eastern Standard Time Zone (i.e., GMT-05:00). The CDFI Fund recommends that States not on Eastern Standard Time correct their time zone. To change the organization's time zone, perform the following steps:

1. Select the My Settings option from the drop-down list that appears under your name in the top right corner of the screen.

Figure 19: My Settings Selection

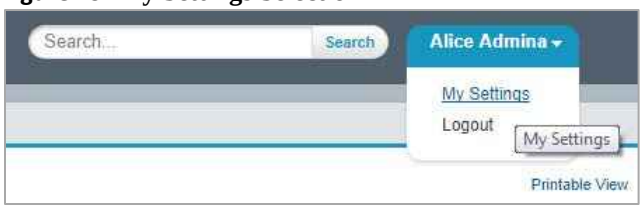

Figure 20.

2. This displays the AMIS Settings options. Select Location Settings.

Figure 20: My Settings Screen

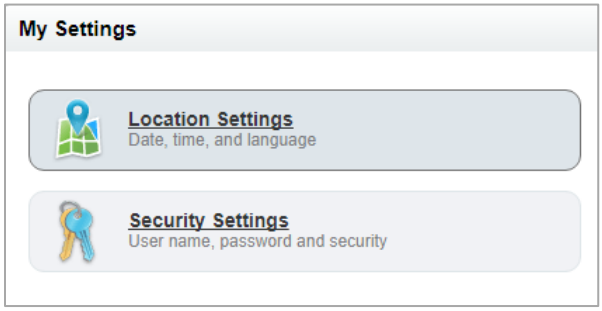

3. This displays the Location Settings option. Select the relevant time zone from the drop-down and click Save.

AMERICAN OVERSIGHT

Figure 21: Location Settings Screen

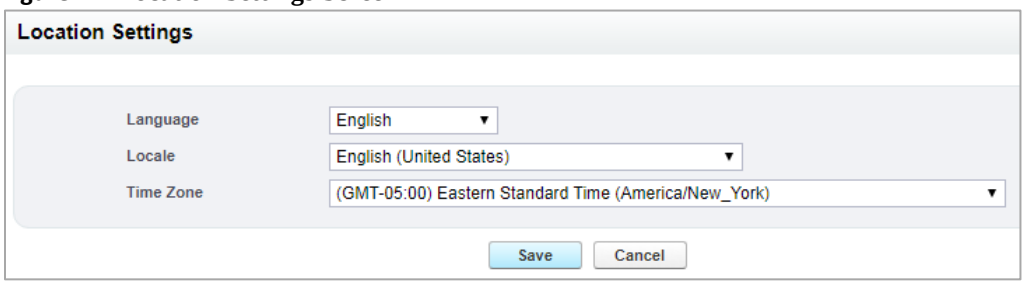

6.1.3 Registering Additional Contacts

Additional Contacts for an organization can be created in one of two ways. The preferred way is for the new user to go to the AMIS Login Page and click the "Join our Community" link. This will display the New User Registration page (see Figure 17: New User Registration Form).

The new user completes and submits the registration form. Upon submission, AMIS creates a Contact record (profile of Viewer) for that user for the organization requested. The new Contact has read-only permissions until an Admin User elevates the Profile to User or Admin User.

To elevate the Profile, the Admin User performs the following steps:

1. Go to the Contacts tab, select All Contacts from the drop-down, and click the Go! Button.

Figure 22: All Contacts View

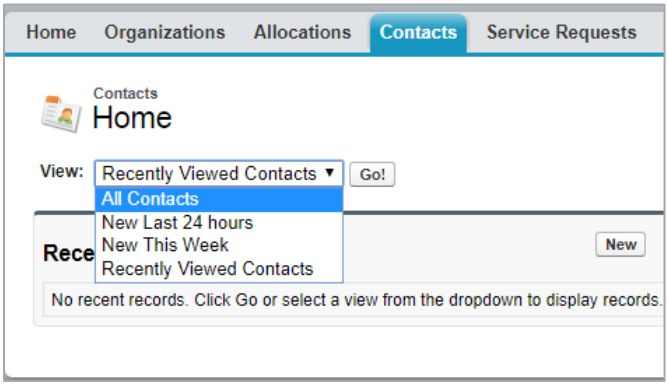

2. Click on the name of the Contact.

Figure 21: Organization List of Contacts

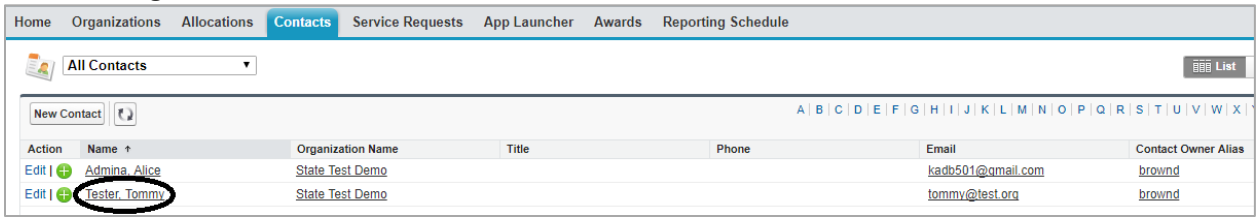

3. This displays the Contact Detail Page. Select View Partner User from the Manage External User drop-down.

AMERICAN OVERSIGHT

Figure 22: Manage External User Options – View Partner User

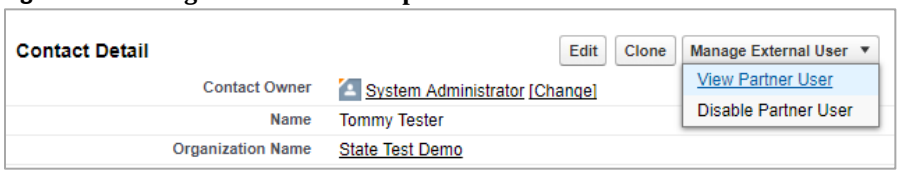

4. This displays the User Detail page. Click Edit, change the Profile setting, and click Save. For purposes of submitting designated Opportunity Zones, the CDFI Fund recommends that all Contacts be made Admin Users.

Figure 23: Manage External User Edit Screen

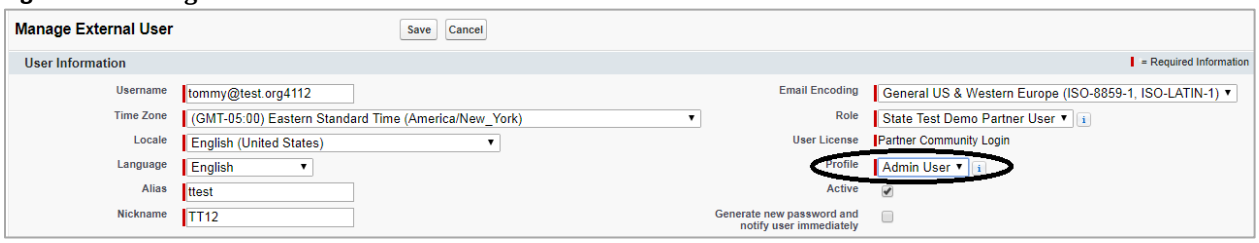

The new user will now have the appropriate type of access based on the Profile selected.

6.1.4 Creating a New Contact Manually

The second way to create a new Contact is for an Admin User to create the Contact manually. To create a new Contact, the Admin User performs the following steps:

1. Go to Contacts tab and click on the New button.

Figure 26: New Contact Button

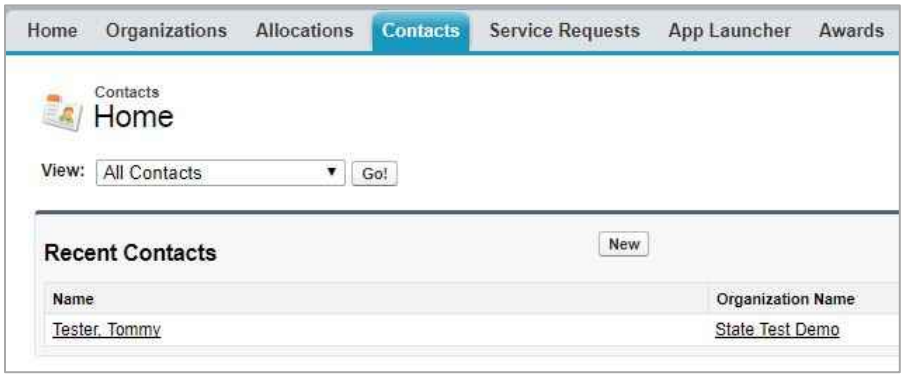

2. This displays the Contact Edit page. Complete the information for the new Contact and click Save. In AMIS, the red bar indicates a required field.

AMERICAN OVERSIGHT

Figure 24: Contact Edit Page



3. This creates the new Contact, but does not assign a Profile to the new Contact. Follow the steps in section 6.1.3 to make the new Contact an Admin User, User, or Viewer.

6.1.5 Disabling Contacts

Within AMIS, Contacts cannot be deleted or removed, but they can be disabled by an Admin User. A disabled Contact cannot log into AMIS. To disable a Contact, the Admin User performs the following steps:

1. Follow steps 1 and 2 from Section 6.1.3 to select the Contact to be disabled.
2. This displays the Contact Detail Page. Select Disable Partner User from the Manage External User drop-down.

Figure 25: Manage External User Options – Disable Partner User

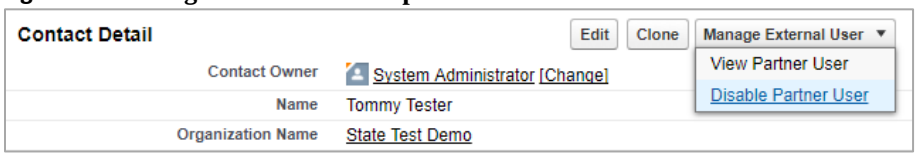

The Contact no longer has access to AMIS.

6.2 The Nomination Submission Process

Once a State has registered an organization in AMIS and the relevant Contacts have been created, a Service Request can be submitted with the State's nomination of Qualified Opportunity Zones.

Once logged into AMIS, a user performs the following steps to create and submit a Service Request.

1. Go to the Service Request tab and select the New Service Request button.

AMERICAN OVERSIGHT
NV-DA-20-0615-A-001280

Figure 29: Creating a Service Request

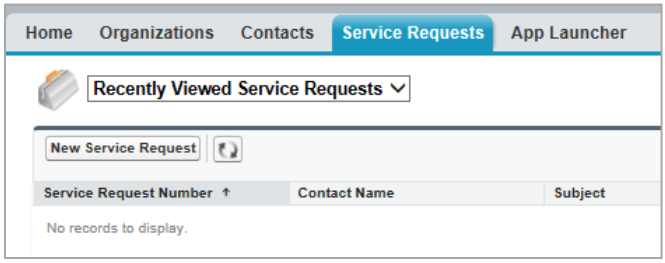

2. The Select Service Request Record Type page is displayed. Leave the default Record Type of "General Inquiry" and click the Continue button.

Figure 30: Select Service Request Record Type Page

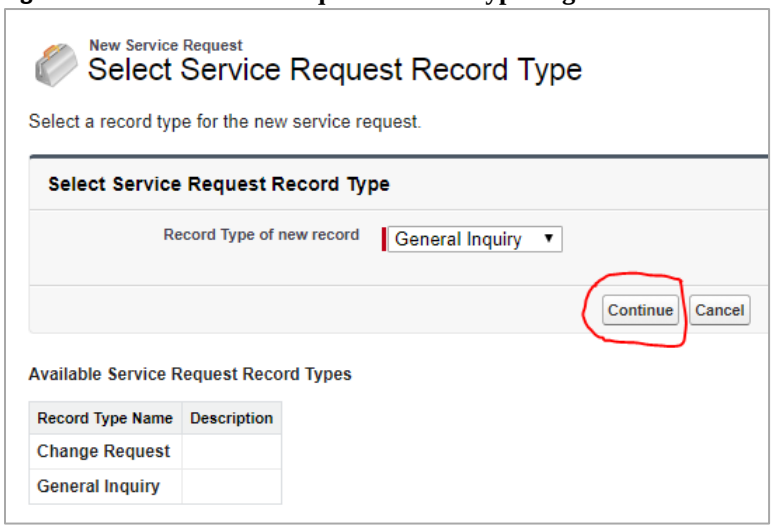

3. The Service Request Detail page is displayed. AMIS initializes some fields for you. AMIS sets the Contact Name and Organization Name to your name and organization. AMIS also sets the Status to *New*, the Service Request Origin to *Web*, and the Priority to *Medium*. You need only to complete three fields, plus attach documents. The first field is Type, and it is located in the Additional Information section. For the Type field, select the value "Opportunity Zones Designation" from the drop-down list. Leave the Status, Service Request Origin, and Priority fields to their default values.

Figure 26: Service Request Additional Information



4. The last two required fields are the Subject and the Description. Enter "Qualified Opportunity Zone Nomination by <<State Name>>" for both the subject and the description.

AMERICAN OVERSIGHT
NV-DA-20-0615-A-001281

Figure 27: Service Request Description Information

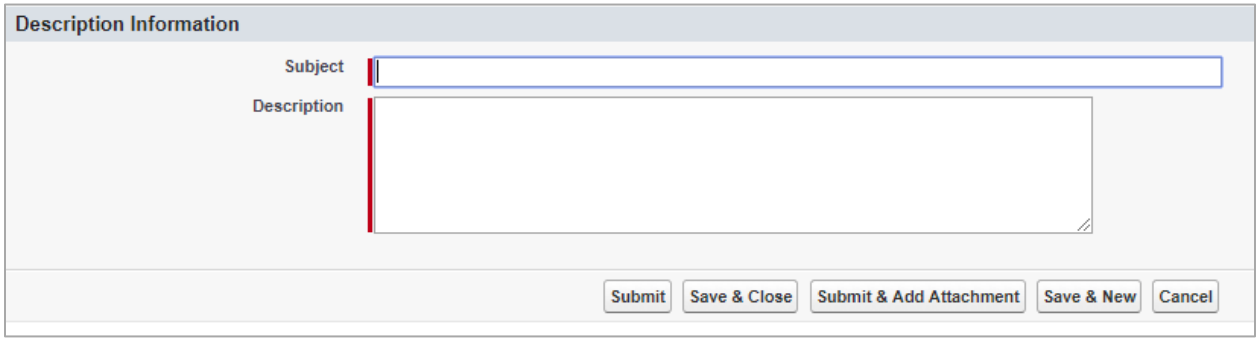

5. Click the "Submit & Add Attachment" button, which gives you the option to add attachments to the Service Request prior to submission. The Attach File to Service Request page is displayed. It provides the unique Service Request ID for your submission (i.e., 00010889 in the example below).

Figure 28: Attach File to Service Request Page

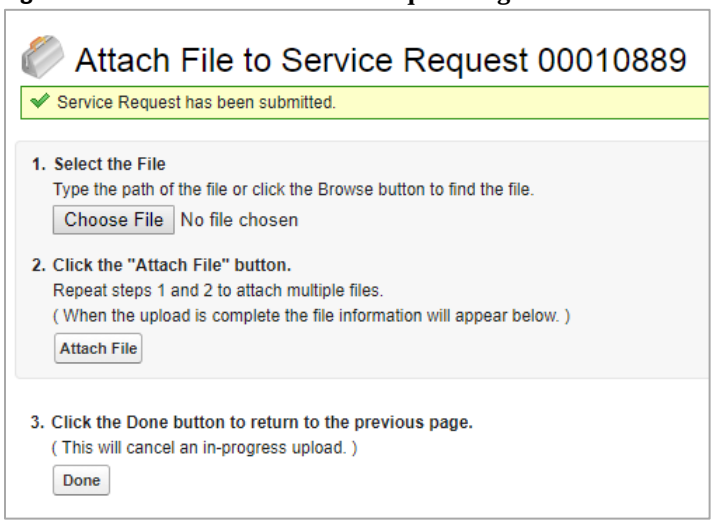

<u>DOCUMENTS TO ATTACH:</u> States should attach a completed Opportunity Zone Nomination Tool along with a letter from the State CEO, on executive letterhead, confirming the nomination.

6. To attach a document, click the Choose File button. This allows you to browse your computer for the document to attach. Once chosen, click the Attach File button. You will receive a message that the file is being attached, then you will see the name of the document displayed below the instructions, as shown in Figure 35. With a Service Request, you can attach only one document at a time; however, you can repeat the process (Figure 33, Steps 1 and 2) as many times as needed.

AMERICAN OVERSIGHT

Figure 29: Attach File Page Showing an Attached Document

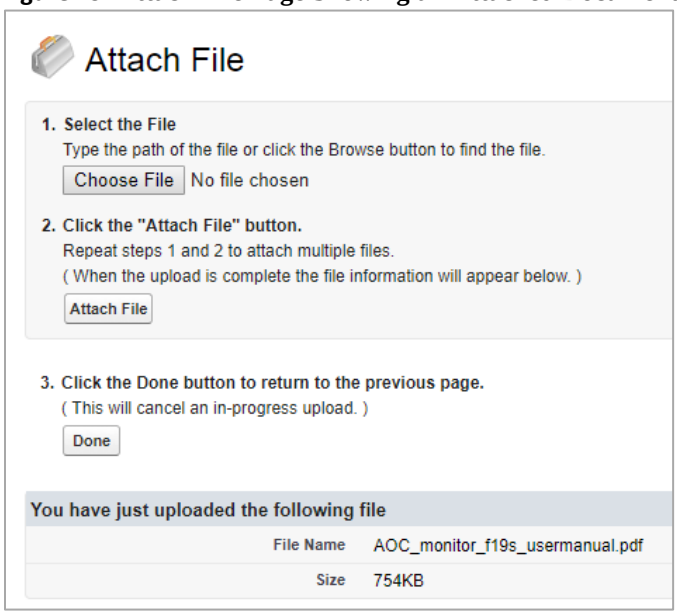

7. Once all of the required documents have been attached, verify that the file name(s) is displayed below the instructions and then click the Done button. Please do not click the Done button until you see the file name displayed below the instructions. Clicking Done before the files are properly attached will cancel the attachment, but you will not receive any message that the attachment was canceled.

This completes the submission of your Opportunity Zones nomination. As stated above, if you encounter any problems with the registration or submission processes, please contact the CDFI Fund AMIS Help Desk at AMIS@cdfi.treas.gov or 202-653-0422.

AMERICAN OVERSIGHT
NV-DA-20-0615-A-001283

Stephanie M. Klapstein

From: MicrosoftExchange329e71ec88ae4615bbc36ab6ce41109e@nv.onmicrosoft.com on behalf of Derek Armstrong <darmstrong@diversifynevada.com>
Sent: Thursday, April 19, 2018 10:53 AM
To: Andrew Clinger
Subject: FW: Good morning
Attachments: FW: Good morning

Sender: darmstrong@diversifynevada.com
Subject: FW: Good morning
Message-Id: <BYAPR09MB26292D80A23C3B1F6DFDC783CCB50@BYAPR09MB2629.namprd09.prod.outlook.com>
To: aclinger@gov.nv.gov

AMERICAN OVERSIGHT

Stephanie M. Klapstein

From: Derek Armstrong <darmstrong@diversifynevada.com>
Sent: Thursday, April 19, 2018 10:53 AM
To: Andrew Clinger
Subject: FW: Good morning

Andrew,

Good morning. I'm trying to locate a "State Unique Opportunity Zone Code" that was on a letter from March 5th from the CDFI to the Governor. Do you have a copy of that letter? If not, I'll try to reach out to the Treasury to get that code. I need it as part of the submission for the Nomination tool. See below per the instructions.

4.1.1 Information on the State and Authorized Representative
In the worksheet labeled "Information," enter the information requested for the State and the Authorized Representative who prepared the Nomination Tool. In addition to the name of the State and the State CEO, **the Authorized Representative must enter the "State Unique Opportunity Zone Code."** This code can be found in the March 5, 2018, letter from CDFI Fund Director Annie Donovan to the State CEO transmitting information on the Nomination Tool and is intended to ensure that the information submitted is authorized by the State CEO.

Derek Armstrong
Deputy Director
Nevada Governor's Office of Economic Development
555 E. Washington Ave., Suite 5400, Las Vegas, NV 89101
Main: (702) 486-2700
Office: (702) 486-2709
Cell: (702) 769-2836
darmstrong@diversifynevada.com
www.diversifynevada.com

Nevada Governor's Office of
ECONOMIC DEVELOPMENT
Empowering Success

From: Karen Schnog
Sent: Thursday, April 19, 2018 10:37 AM
To: Derek Armstrong <darmstrong@diversifynevada.com>
Subject: RE: Good morning

Hi,
No I do not. It would be on the letter mentioned that should have been received by the Governor's office.

Karen Schnog, Management Analyst
State of Nevada Department of Business & Industry
3300 W. Sahara, Suite 425, Las Vegas, NV. 89102
Direct: (702) 486-3755; Email: kschnog@business.nv.gov

AMERICAN OVERSIGHT

Web: www.business.nv.gov

From: Derek Armstrong
Sent: Thursday, April 19, 2018 8:54 AM
To: Karen Schnog <KSchnog@business.nv.gov>
Subject: RE: Good morning

Karen,

Do you have the State Unique Opportunity Zone Code referenced below?

4.1.1 Information on the State and Authorized Representative
In the worksheet labeled "Information," enter the information requested for the State and the Authorized Representative who prepared the Nomination Tool. In addition to the name of the State and the State CEO, **the Authorized Representative must enter the "State Unique Opportunity Zone Code."** This code can be found in the March 5, 2018, letter from CDFI Fund Director Annie Donovan to the State CEO transmitting information on the Nomination Tool and is intended to ensure that the information submitted is authorized by the State CEO.

Derek Armstrong
Deputy Director
Nevada Governor's Office of Economic Development
555 E. Washington Ave., Suite 5400, Las Vegas, NV 89101
Main: (702) 486-2700
Office: (702) 486-2709
Cell: (702) 769-2836
darmstrong@diversifynevada.com
www.diversifynevada.com

Nevada Governor's Office of
ECONOMIC DEVELOPMENT
Empowering Success

From: Karen Schnog
Sent: Thursday, April 19, 2018 8:14 AM
To: Derek Armstrong <darmstrong@diversifynevada.com>
Subject: Good morning

Hi Derek,

I hope all has gone well working out the final adjustments on the OZ nominations. I am looking forward to the final designation list. I know you are busy today finalizing this through the governor and then getting them into the treasury system so let me know if I can help.

Also, I just want to mention to you that I was talking to Marc Shultz about NMTC a week ago and he mentioned that he knows you. Marc is with Snell &Wilmer Law and he is based in Phoenix. We started talking about the Opportunity Zones and shared some enthusiasm for this new program. Marc is working with a few investors that are already taking steps to start their Opportunity Funds. Phoenix is ahead of the game and will likely attract significant OZ investment like they

AMERICAN OVERSIGHT

have for NMTC by thinking ahead of the curve. Marc has a presentation on the OZ program and he would be happy to come to Vegas to conduct a presentation and meet with economic development professionals and parties interested in creating funds. I think this could be a great opportunity to help us get ahead as well. I have enjoyed presenting with Marc before and he is good and unintimidating for these complicated programs. So our thought is maybe GOED would like to pull together a presentation on the OZs. We were thinking that maybe you would like to present from the GOED perspective, Marc from the detail program perspective, one of his fund operators from the investment perspective, and possibly one more group that could add value. I really think this could be a great idea, but my bosses said we should pass that ball to you so you can run with it… meaning we don't want to step on any toes and it is really a GOED program. So I am offering my support and help for this idea of inviting Marc and an investor to town for a day setting up a presentation/panel (we can likely host this here at the NSBC if you like). I would also suggest and facilitate specific meetings between certain local district economic development professionals and potential fund development entities to get things moving as well. Marc was even suggesting early May.

I apologize for tossing this at you on such a busy day, but I thought if you wanted to give a thumbs up I could look at getting the ball rolling while you finish up the nomination process.

Hopefully you have time to let me know your thoughts.

Karen Schnog
Management Analyst
State of Nevada Department of Business & Industry
Director's Office of Business Finance and Planning
3300 W. Sahara, Suite 425
Las Vegas, NV. 89102
Direct: (702) 486-3755
Email: kschnog@business.nv.gov
Web: www.business.nv.gov



AMERICAN OVERSIGHT

Stephanie M. Klapstein

From: Jarad Van Wagoner <jarad.vanwagoner@rrpartners.com>
Sent: Thursday, October 04, 2018 11:23 AM
To: Andrew Clinger; Christina Davis
Subject: FW: Governor's Tech Summit - Itinerary and Documents
Attachments: Tech Summit_Draft Governor's Itinerary.docx; Draft_Governor Opening Remarks_Tech Summit.docx; Tech Summit - Draft Panel Script.docx; TRIC Innovation Park ONLY proclamation draft.docx

Andrew and Christina

I hope you're both having a great day. We had a change to the proposed proclamation this morning. I attached the updated version along with the other documents I sent yesterday.

Will you please share these with the Governor at your earliest convenience? I want to make sure we're able to address any of his or your questions in a timely manner. It's hard to believe, but the event is coming up next week already.

Please let me know if either of you have any questions.

Thank you for everything!
Jarad

From: Jarad Van Wagoner <jarad.vanwagoner@rrpartners.com>
Date: Wednesday, October 3, 2018 at 3:40 PM
To: Andrew Clinger <aclinger@gov.nv.gov>, Christina Davis <cmdavis@gov.nv.gov>
Subject: Governor's Tech Summit - Itinerary and Documents

Andrew and Christina

I've attached some documents for the Governor's review for the upcoming Tech Summit. There may be some changes to the timeline of the event and the Chief Brand Officer of Switch may join the panel. I'll provide any updates on Friday. For the panel script, some of the questions may change.

As of today, Elon indicated that he is still planning to be at the Tech Summit. His team is working on the dialogue between the Governor and Elon. The topics are highlighted in the attached itinerary. I will send the script as soon as I receive it from Tesla.

Also, I've attached a draft proclamation for the Governor's review. The plan, if he's good with it, is to have him read it at the end of his opening remarks. The proclamation addresses the renaming of TRIC to "Innovation Park" and designating a portion of "Innovation Park" as "Blockchains City."

We are expecting 40 to 50 attendees at the event.

The following documents are attached:

1. Draft Governor's Itinerary for the Tech Summit
2. Draft Opening Remarks
3. Draft Panel Script
4. Draft Proclamation

AMERICAN OVERSIGHT

Please let me know if there are any questions or desired changes. I'm coordinating closely with the panelists, and especially Tesla since they are hosting the event.

Thank you for your help!
Jarad

AMERICAN OVERSIGHT

A PROCLAMATION DESIGNATING THE TAHOE-RENO INDUSTRIAL CENTER "INNOVATION PARK"

Whereas, the State of Nevada has always welcomed visionaries ready to apply hard work and creativity to solve the toughest challenges; and

Whereas, this administration has endeavored to make the State of Nevada the physical center and most conducive home for individuals and companies on the leading edge of their respective industries; and

Whereas, the Tahoe-Reno Industrial Center has quickly become an important center for some of the world's most inventive and creative companies such as Tesla, Google and Switch; and

Whereas, as Governor I am proud that Nevada has become home to this array of innovators and recognize the key place the Tahoe-Reno Industrial Center occupies in creating business success, and know that it will continue to power excellence as it grows and develops.

Now, Therefore, I, Brian Sandoval, Governor of the State of Nevada do hereby designate the Tahoe-Reno Industrial Center as "Innovation Park" to honor the talented and hard-working minds who are helping to power Nevada's economy of tomorrow.

AMERICAN OVERSIGHT

GOVERNOR'S TECH SUMMIT - ITINERARY
TESLA'S GIGAFACTORY 1
OCTOBER 9TH, 2018

Time	Event/Description	Venue
2:00 – 3:45PM	Other Attendees Arrive **Expecting 40 to 50 attendees.* - Check in - Tours of Gigafactory and Panasonic manufacturing - Refreshments in Lobby	Tesla's Gigafactory 1 Electric Avenue Sparks NV 89434
3:45PM	Governor Arrive at Tesla's Gigfactory 1	Tesla's Gigafactory 1 Electric Avenue Sparks NV 89434
3:45PM	Governor enters Green Room - Meet and greet other panelists	Green Room
3:55PM	Governor transitions to just offstage in Tesla Lobby	Lobby Tesla's Gigafactory 1
4:00PM	Tech Summit Begins Welcome Remarks: Paul Anderson, GOED - Welcoming Remarks - Introduces Governor Sandoval	Lobby Tesla's Gigafactory 1
4:05-4:15PM	Opening Remarks: Governor Sandoval - Decision to run in the face of economic crisis - Status of Nevada's economy at the depths of the recession - Steps taken to make changes - Highlight wins - Current status of Nevada's economy at the end of two terms. - ***Proclamation – Rename TRIC to Innovation Park and announce the formation of Blockchains City.***	Lobby Tesla's Gigafactory 1
4:15 – 4:20PM	Transition to Discussion Between Governor Brian Sandoval and Elon Musk Paul Anderson: Brief Intro of Elon Musk and the impact of the Tesla Gigafactory on the Nevada economy Stage is switched out with two chairs in the middle	Lobby Tesla's Gigafactory 1

AMERICAN OVERSIGHT

GOVERNOR'S TECH SUMMIT - ITINERARY
TESLA'S GIGAFACTORY 1
OCTOBER 9TH, 2018

4:20 – 4:35PM	Discussion: Why Tesla chose Nevada for the Gigafactory? - Governor Brian Sandoval - Elon Musk, CEO, Tesla **Tesla is scripting a discussion around the story of how the decision was made to put the Gigafactory 1 in northern Nevada. Here are the likely topics:* -why did Tesla pick Nevada for Gigafactory -what does Gigafactory do for Tesla -how has Tesla contributed to the community -	Lobby Tesla's Gigafactory 1
4:35 – 4:40PM	Transition to Panel Discussion Paul Anderson: Brief intro of panel members and their companies Stage is switched to four, possibly five chairs with Governor Sandoval off to one side.	Lobby Tesla's Gigafactory 1
4:40 – 5:15PM	Tech Summit: Panel Discussion - Governor Brian Sandoval, Moderator - JB Straubel, CTO, Tesla - Jeff Berns, CEO, Blockchains, LLC - Shawn Watanabe, President, Panasonic Energy of North America - CBO, Switch – likely, not confirmed Questions & Answers Closing remarks by Governor Sandoval (2-3 minutes) **See separate document for panel script with questions. As of now the plan is to ask each panel member two to three questions.* **Jeff Berns will show a short 1-2 minute video as part of the answer to one of his questions. This will be to announce their upcoming event at DevCon4 in Prague later in October.* **Shawn Watanabe will have a translator to help with the Japanese/English. This will slow down questions and answers a bit.*	Lobby Tesla's Gigafactory 1

AMERICAN OVERSIGHT

GOVERNOR'S TECH SUMMIT - ITINERARY
TESLA'S GIGAFACTORY 1
OCTOBER 9TH, 2018

5:15 – 5:30PM	Company Announcement - There may be an announcement by Tesla regarding a transportation/carpool initiative.	Lobby Tesla's Gigafactory 1
5:30PM	Tech Summit Ends	
5:30 – 5:45PM	Governor Sandoval available to press for questions	
5:45PM	Governor Sandoval departs Gigafactory	

AMERICAN OVERSIGHT

GOVERNOR SANDOVAL:
GENTLEMAN, THANK YOU FOR YOUR WILLINGNESS TO PARTICIPATE IN TODAY'S PANEL DISCUSSION. I KNOW EACH OF YOU ARE BUSY MAKING GREAT THINGS HAPPEN AT YOUR RESPECTIVE COMPANIES. I'D LIKE TO TAKE THIS OPPORTUNITY TO ASK EACH OF YOU TWO OR THREE QUESTIONS REGARDING YOUR SUCCESSES AND FUTURE PLANS, OPPORTUNITIES, AND CHALLENGES.

JB, WE'LL START WITH YOU. THANK YOU AGAIN FOR HOSTING US AT THIS AMAZING, GROWING FACILITY. EVERYWHERE I TRAVEL, I'M ASKED ABOUT HOW WE GOT THE TESLA FACTORY IN NEVADA. I LOVE TO SHARE THE STORY. I ALSO LIKE TO TALK ABOUT THE CLOSE PARTNERSHIP BETWEEN TESLA AND THE STATE OF NEVADA ON WORKFORCE DEVELOPMENT. ***WHAT HAS BEEN DONE TO MEET YOUR NEEDS WITH THE TRAINING AND EDUCATION OF YOUR WORKFORCE?***

JB STRAUBEL:
3-5 MINUTE ANSWER.

GOVERNOR SANDOVAL:
THANK YOU, JB.
JEFFREY, IT'S EXCITING TO HAVE YOU ON THE PANEL. WITH YOUR RECENT LARGE LAND PURCHASE – 60,000 ACRES! - NEVADA AND THE WORLD IS EXCITED TO LEARN MORE ABOUT WHAT YOU PLAN TO DO TO CHANGE THE WORLD. **SO, WHY NEVADA AND WHAT ARE YOU PLANNING?**

JEFFREY BERNS:
THANK YOU, GOVERNOR SANDOVAL….
****BLOCKCHAINS WILL PLAY A 2 MINUTE VIDEO. JEFFREY WILL ANNOUNCE THEIR EVENT AT DEVCON4 IN PRAGUE.***

AMERICAN OVERSIGHT

GOVERNOR SANDOVAL:

THAT'S EXCITING NEWS, JEFFREY. I LOOK FORWARD TO LEARNING MORE.

MR. WATANABE, IT IS WONDERFUL TO HAVE PANASONIC IN NEVADA PARTNERING WITH TESLA IN THE MANUFACTURING OF CYLINDRICAL LITHIUM-ION CELLS. **RELATED TO THE QUESTION THAT I ASKED JB, WHAT IS YOUR CHALLENGE IN FINDING TALENT IN NORTHERN NEVADA?**

MR. WATANABE:

ANSWER

GOVERNOR SANDOVAL:

THANK YOU, MR. WATANABE. ONE MORE QUESTION FOR YOU. **WHAT INFRASTRUCTURE IS NEEDED TO ALLOW PANASONIC TO CONTINUE TO EXCEL IN ITS OPERATIONS?**

MR. WATANABE:

ANSWER

GOVERNOR SANDOVAL:

JEFFREY AND JB, SAME QUESTION TO EACH OF YOU. ***WHAT DO YOU SEE AS THE MOST PRESSING INFRASTRUCTURE NEED FOR THE TENANTS AT TRIC?***

JEFFREY BERNS:

ANSWER

JB STRAUBEL:

ANSWER

GOVERNOR SANDOVAL:

THANK YOU. I LOOK FORWARD TO SEEING THE IMPROVEMENTS MADE AND THEIR IMPACT.

JEFFREY, THERE ARE A LOT OF QUESTIONS ABOUT BLOCKCHAIN TECHNOLOGY AND HOW IT

AMERICAN OVERSIGHT

CAN BE USED. WE KNOW IT'S MORE THAN JUST CRYPTOCURRENCY. THE GOVERNMENT OF ESTONIA USES BLOCKCHAIN TECHNOLOGY FOR OFFICIAL GOVERNMENT RECORDS AND TRANSACTIONS. ***WHEN YOU THINK ABOUT THE POTENTIAL USES OF BLOCKCHAIN TECHNOLOGY, WHAT CURRENT OR POTENTIAL USE EXCITES YOU THE MOST?***

JEFFREY BERNS:

ANSWER

GOVERNOR SANDOVAL:

I WILL BE WATCHING CLOSELY AS THE USE OF BLOCKCHAIN TECHNOLOGY CONTINUES TO DEVELOP AND SPREAD.

JB, AS PRODUCTION AND OPERATIONS GROW AT GIGAFACTORY ONE, YOU WILL REQUIRE MORE ENERGY AND MORE RESOURCES. I KNOW THAT SUSTAINABILITY IS IMPORTANT TO TESLA. ***HOW DOES TESLA PLAN TO CONTINUE TO MEET IT'S SUSTAINABILITY GOALS?***

JB STRAUBEL:

ANSWER

GOVERNOR SANDOVAL:

THANK YOU. ONE LAST QUESTION FOR EACH OF YOU. ***IN TWO OR THREE SENTENCES WHAT DO YOU THINK IS THE MOST EXCITING CHALLENGE OR OPPORTUNITY THAT WILL BE ADDRESSED BY NEW TECHNOLOGY THAT IS ALREADY BEING DEVELOPED?***

MR. WATANABE:

ANSWER

JEFFREYREY BERNS:

ANSWER

AMERICAN OVERSIGHT

JB STRAUBEL:

ANSWER

GOVERNOR SANDOVAL:

GENTLEMEN, THANK YOU FOR YOUR TIME TODAY AND YOUR WONDERFUL INSIGHTS. THANK YOU FOR YOU WILLINGNESS TO DO BUSINESS IN NEVADA AND FOR YOUR GLOBAL OUTLOOK IN THE WAY YOU APPROACH THE MARKET. YOU ARE THE NEW NEVADA!

LADIES AND GENTLEMEN, THANK YOU FOR BEING HERE TODAY. EACH OF YOU ARE DIRECT PARTICIPANTS IN THIS EFFORT TO CREATE THE NEW NEVADA, WHILE PRESERVING THE BEST OF WHAT CAME BEFORE. IT'S AN HONOR AND PLEASURE TO WORK WITH YOU.

THANK YOU! AND GOD BLESS!

AMERICAN OVERSIGHT

THANK YOU, PAUL FOR THE KIND INTRODUCTION.

LADIES AND GENTLEMEN, IT IS AN HONOR TO BE HERE AT TESLA'S GIGAFACTORY ONE. TO CELEBRATE THE ACHIEVEMENTS OF THE PAST EIGHT YEARS. IT IS EQUALLY EXCITING TO LOOK TO WHAT THE FUTURE WILL BRING. THIS TECH SUMMIT IS AN OPPORTUNITY FOR US TO DO JUST THAT – CELEBRATE WHAT WE HAVE ACCOMPLISHED WITH AN EYE FOCUSED ON THE FUTURE – THE FUTURE THAT WILL BE CREATED AND DRIVEN BY THE DEMAND FOR NEW TECHNOLOGIES THAT WILL DRIVE JOB GROWTH AND IMPROVE THE LIVES OF NEVADANS.

EIGHT YEARS AGO, AT THIS TIME, I WAS IN THE FINAL MONTH OF MY CAMPAIGN FOR THE OFFICE OF GOVERNOR. FRIENDS AND COLLEAGUES ASKED ME WHY I WOULD EVER CONSIDER LEAVING A LIFETIME APPOINTMENT ON THE FEDERAL BENCH TO RUN FOR OFFICE IN THE MIDDLE OF A DESTRUCTIVE RECESSION. NEVADA WAS THE HARDEST HIT STATE. IN 2011, THE UNEMPLOYMENT RATE IN NEVADA SPIKED AT OVER 14%. NEVADA LOST OVER 175,000 JOBS. WE LED THE NATION IN HOME FORECLOSURES. I DECIDED TO RUN BECAUSE I LOVE NEVADA AND KNEW WE COULD DO BETTER.

UPON TAKING OFFICE, HARD DECISIONS HAD BE MADE, BUT AT THE SAME TIME WE HAD TO LOOK TO THE FUTURE. WE HAD TO SET A NEW PATH; I KNEW WE NEEDED TO DIVERSIFY OUR ECONOMY. TRADITIONALLY, OUR ECONOMY WAS DRIVEN BY MINING AND GAMING AND HOSPITALITY. THOSE HAD TO REMAIN A VITAL PART OF THE ECONOMY GOING FORWARD, BUT WE HAD TO EXPAND BEYOND THAT.

AMERICAN OVERSIGHT

AS GOVERNOR, I CREATED THE GOVERNOR'S OFFICE OF ECONOMIC DEVELOPMENT. PREVIOUSLY, THE RESPONSIBILITY WAS WITH THE LIEUTENANT GOVERNOR. BUT WE HAD TO ELEVATE THE FOCUS ON ECONOMIC DEVELOPMENT – IT BECAME ONE OF MY TOP PRIORITIES. I BROUGHT IN GREAT TALENT TO RUN THE GOVERNOR'S OFFICE OF ECONOMIC DEVELOPMENT – STEVE HILL, WHO NOW HEADS THE LAS VEGAS CONVENTION AND VISITORS AUTHORITY, AND NOW PAUL ANDERSON. WE FOCUSED ON IDENTIFYING SECTORS THAT COULD GROW AND STRENGTHEN THE ECONOMY AND CREATE NEW JOBS. THESE SECTORS INCLUDED DRONE TECHNOLOGY, WATER TECHNOLOGY, AUTOMOUS VEHICLES, AND OTHERS. WE PASSED LEGISLATION TO GOVERN THE TESTING AND USE OF THESE TECHNOLOGIES IN NEVADA IN AN EFFORT TO ATTRACT BUSINESSES AND ENTREPRENEURS. WE CREATED WATERSTART, A WATER TECHNOLOGY CENTER OF EXCELLENCE. NEVADA WAS SELECTED AS ONE OF SIX NATIONAL TEST SITES FOR UNMANNED AERIAL PLATFORMS. WE CREATED THE NEVADA INSTITUTE OF AUTONOMOUS SYSTEMS TO DRIVE GROWTH IN THE DRONE SECTOR.

WORKING WITH THE STATE LEGISLATURE WE ESTABLISHED BUSINESS INCENTIVES TO ATTRACT NEW BUSINESSES. I TRAVELED GLOBALLY TO PROMOTE NEVADA. IN OUR EFFORT TO DIVERSIFY, WE PURSUED NEW OPTIONS THAT MIGHT HAVE SEEMED OUT OF OUR REACH PREVIOUSLY. THE DECISION BY TESLA TO BUILD THE GIGAFACTORY IN NORTHERN NEVADA WAS A MAJOR WIN THAT HAS HAD FAR REACHING RESULTS. IT HAS CAUSED OTHER BUSINESS LEADERS TO ASK: WHY NEVADA?

AMERICAN OVERSIGHT

IN OUR EFFORTS TO DIVERSIFY THE ECONOMY, TO PURSUE JOBS THAT REQUIRED GREATER TECHNICAL SKILLS, AND WITH THE COMING OF TESLA, WE KNEW WE HAD TO FOCUS ON IMPROVING OUR EDUCATION AT ALL LEVELS. IN 2015 WE PASSED SWEEPING CHANGES TO EDUCATION THAT INCLUDED AN INVESTMENT OF $343 MILLION TO PREPARE STUDENTS TO MEET THE NEEDS OF THE NEW NEVADA ECONOMY. I'VE PUSHED FOR ADDITIONAL INVESTMENTS IN HIGHER EDUCATION. HAND-IN-HAND WITH PRIMARY AND HIGHER EDUCATION, I HAVE FOCUSED ON THE NEED FOR COMPREHENSIVE WORKFORCE DEVELOPMENT TO PREPARE OUR NEVADANS FOR JOBS LIKE THOSE AT THE GIGAFACTORY. IN FACT, WE HAVE WORKED DIRECTLY WITH TESLA, PANASONIC, AND OTHER GREAT EMPLOYERS TO MAKE SURE THAT THE STATE IS FOCUSED ON PROVIDING EDUCATION AND TRAINING TO MEET THEIR NEEDS. I CREATED THE GOVERNOR'S OFFICE OF WORKFORCE INNOVATION TO WORK WITH OUR EMPLOYERS AND EDUCATORS TO PREPARE NEVADANS FOR THE NEW NEVADA.

ACROSS THE STATE, OUR EFFORTS ARE PAYING OFF. WE HAVE REPLACED ALL OF THE JOBS THAT WERE LOST AND ADDED MANY MORE. AS OF AUGUST 2018, THE UNEMPLOYMENT RATE FOR NEVADA IS 4.5%. WE ARE IN THE TOP 5 STATES FOR THE BEST BUSINESS CLIMATES. IN SOUTHERN NEVADA, WE HAVE SEEN MORE ADVANCED MANUFACTURERS MOVING IN AND EXPANDING, THE RAIDERS WILL CALL LAS VEGAS HOME IN A NEW STADIUM. HERE IN NORTHERN NEVADA, WE HAVE SEEN COMPANIES LIKE GOOGLE, APPLE, WAL-MART AND OTHERS MOVE IN. TODAY IT'S EXCITING TO WELCOME BLOCKCHAINS, LLC TO THIS COMMUNITY OF CUTTING-EDGE BUSINESSES, INDUSTRY AND WORLD LEADERS. BLOCKCHAINS MADE WAVES BY PURCHASING OVER 60,000 ACRES OF LAND HERE AT TRIC.

AMERICAN OVERSIGHT

TOGETHER THE COMPANIES HERE ARE DEVELOPING AND UTILIZING EXCITING NEW TECHNOLOGIES THAT WILL DRIVE GROWTH AND IMPROVE LIVES ACROSS THE GLOBE.

IT IS THE DEMAND, THE NEED AND THE DEVELOPMENT FOR NEW TECHNOLOGIES THAT HAS BROUGHT US TOGETHER TODAY FOR THIS TECH SUMMIT. I LOOK FORWARD TO OUR DISCUSSIONS TODAY, TO REVIEW HOW WE GOT HEAR, BUT EVEN MORE IMPORTANTLY TO LOOK AHEAD.

AMERICAN OVERSIGHT

Stephanie M. Klapstein

From: Bob Potts <bpotts@diversifynevada.com>
Sent: Monday, June 18, 2018 6:59 AM
To: Michelle Sibley
Subject: FW: MORNING NEWS CLIPS: 06/18/18

From: Mary-Sarah Kinner
Sent: Monday, June 18, 2018 6:58:41 AM (UTC-08:00) Pacific Time (US & Canada)
To: Mary-Sarah Kinner
Subject: MORNING NEWS CLIPS: 06/18/18

MORNING NEWS CLIPS: 06/18/18

GOVERNOR BRIAN SANDOVAL NEWS:
Stewart Indian School hosts Stewart Father's Day Powwow: KRNV
Opportunity Zones certified in Nevada: NEVADA APPEAL

NEVADA NEWS:
Editorial: Nevada voters can take the lead on renewable energy development: LAS VEGAS SUN
More Nevada kids have health insurance, but state 9th worst: LAS VEGAS REVIEW JOURNAL
New Clark County schools superintendent faces trust-building challenge: LAS VEGAS REVIEW JOURNAL
Federal lands law jeopardizes future of Nevada's Mint 400: LAS VEGAS REVIEW JOURNAL
Column: Many Nevada drivers to pay more for minimum liability coverage: LAS VEGAS REVIEW JOURNAL
Local leaders meet with Nevada politicians on development goals: LAS VEGAS REVIEW JOURNAL
Vaping industry credits economy, lower taxes for its migration to Las Vegas: VEGAS INC
Group focuses on bringing Super Bowl, Final Four to Las Vegas: LAS VEGAS REVIEW JOURNAL
Heller announces $12 million for Tahoe Restoration Act: NEVADA APPEAL
Nevada DMV makes it easier to change gender on licenses: ASSOCIATED PRESS
Nevada prison officials struggle with doctors who refuse to treat inmates: THE NEVADA INDEPENDENT
The Indy Explains: Everything you need to know about NV Energy's solar proposal: THE NEVADA INDEPENDENT

NATIONAL NEWS:
'Nobody likes' family separation policy, Trump adviser says: ASSOCIATED PRESS

Stewart Indian School hosts Stewart Father's Day Powwow
KRNV
http://mynews4.com/news/local/stewart-indian-school-hosts-stewart-fathers-day-powwow

CARSON CITY, Nev. — The annual Stewart Father's Day Powwow was held at the Stewart Indian School on Father's Day weekend.

The Native American Culture event included competition dancing and food, in which participants experienced American Indian heritage, history and pride.

Families and friends gathered to enjoy Indian tacos as well as arts and crafts from vendors.

AMERICAN OVERSIGHT

Nevada Governor Brian Sandoval was an an attendee of the event.

The Stewart Father's Day Powwow benefits the establishment of the Stewart Indian Cultural Center. It was named the 2015 Event of the Year by the Carson City Chamber of Commerce.

Opportunity Zones certified in Nevada
Nevada Appeal
https://www.nevadaappeal.com/news/business/opportunity-zones-certified-in-nevada/

Gov. Brian Sandoval says the U.S. Treasury has certified Nevada's Opportunity Zones.

He said the designation will encourage private investment in parts of Nevada in the most need and "kick start" construction of affordable housing projects.

"From Southern Nevada to Northern Nevada and areas in between, the certification of Nevada's designated Opportunity Zones will benefit communities big and small," he said.

Opportunity Zones are intended to generate investment in low-income communities by providing tax breaks to private investors.

Nevada voters can take the lead on renewable energy development
Las Vegas Sun editorial
https://lasvegassun.com/news/2018/jun/17/nevada-voters-can-take-the-lead-on-renewable-energ/

In 1997, Nevada became one of the first states in the U.S. to adopt a minimum requirement for green energy production.

Today, however, other states have zoomed past us in setting such standards. In fact, Nevada's requirement for 25 percent of our energy to come from renewable sources no longer ranks us in the top 10. We're trailing New Jersey, of all places. New Jersey!

So it's commendable that a group known as Nevadans for Clean Future Energy has been working on an initiative to boost Nevada's minimum to 50 percent by 2030.

The group is circulating a petition that would put the initiative on a statewide ballot. Tuesday is the last day the group can collect signatures.

Organizers say they're confident the petition drive will be successful, which is good to hear. The initiative deserves a spot on the ballot.

Nevadans have shown time and again they support development of renewable energy, so it's worthwhile to debate whether to bump up the requirement to 50 percent. It's also worth exploring considering the popularity of a similar bill in the 2017 Nevada Legislature, which would have raised the minimum to 40 percent.

Gov. Brian Sandoval vetoed that measure, saying its passage was "premature in the face of evolving energy policy in Nevada." Sandoval said the requirement — technically known as a Renewable Portfolio Standard —

AMERICAN OVERSIGHT

could create complications given the likely passage of the Nevada Energy Choice Initiative ballot issue, which would allow Nevadans to choose their energy provider in the same way they select a cable/internet provider. Specifically, Sandoval was concerned that the increased RPS would create added costs that would deter providers from entering the market or be passed along to customers in the form of higher electricity rates.

Sandoval also said the change could result in higher fees for resorts and large corporations to exit the NV Energy grid and obtain their power from third parties.

Those points will no doubt be discussed if the RPS initiative gets on the ballot, but there's one thing that's not up for debate: Setting a higher requirement is the only guarantee for Nevadans that renewable energy production will expand here.

And that's important, because there are clear benefits from growing the state's green energy industry.

Our abundance of sunlight and our above-average potential in geothermal production makes us one of the nation's best-suited places to develop renewables, yet only about 18 percent of our energy is generated by those sources. Meanwhile, we're spending roughly $700 million a year to import natural gas and other fossil fuels to power the state's grid.

Boosting production from renewable sources would not only reduce those costs, but would help free the state from volatility in the fossil fuel market.

It would also generate economic activity, of which the current 25 percent standard has already yielded $7 billion in solar and geothermal operations.

Other benefits would come from reducing carbon emissions, which would help improve air quality and reduce respiratory problems triggered by air pollution. Nevada produced 35 million metric tons of carbon dioxide in 2015, which would be reduced by 3 million tons a year under the initiative.

Whether this is the right time to increase the standard, and whether this is the right level for Nevada, are questions that should be debated.

Getting the question on the ballot is a starting point, though, which is why the petition deserves support.

More Nevada kids have health insurance, but state 9th worst
Jessie Bekker
Las Vegas Review Journal
https://www.reviewjournal.com/life/health/more-nevada-kids-have-health-insurance-but-state-9th-worst/

The number of children in Nevada without health insurance was cut by more than half between 2011 and 2016, but the state's rate of uninsured kids remains the ninth-highest in the U.S., according to a new report.

The gains in insurance coverage occurred after passage of the Affordable Care Act in 2010 and Nevada's subsequent expansion of the federal Medicaid program, said Elizabeth Lukanen, deputy director of the State Health Access Data Assistance Center. The policy research center based at the University of Minnesota released the report Friday.

AMERICAN OVERSIGHT

Denise Tanata, executive director for the Children's Advocacy Alliance, a nonprofit in Nevada, said the state's current rate of uninsured children of 6.3 percent is a big improvement from the beginning of the decade.

"We're absolutely still behind, and we've got a ways to go to catch up, but we're definitely moving in the right direction to do that," Tanata said. "The fact we're not last anymore is good."

The report analyzed U.S. Census Bureau survey data in all 50 states and Washington, D.C., tracking changes in public and private coverage and in the uninsured rate by race and ethnicity and household members' income and educational status.

From worst, to ninth

Lukanen said the drop in the state's uninsured rate quickened after 2013.

That may have been the result of the ACA's individual mandate requiring uninsured Americans to acquire health insurance or pay a penalty, which took effect the next year, Tanata said. Parents typically buy their children insurance when acquiring it for themselves, she said.

The Medicaid expansion, which doubled the number of Nevadans insured under the program to 600,000, also took effect the next year, lowering the uninsured rate for children and adults alike.

"Definitely, Nevada was sort of a standout state in terms of reductions in uninsurance," Lukanen said.

The 8.1 percentage point decline in the state's uninsured rate among children between 2013 and 2016 was the largest percentage point drop in the nation, she noted.

Even so, Nevada remains among the worst states in terms of its uninsured rate among children. That's because it started as worst in the nation in 2013, when 14.4 percent of children in the state lacked health insurance, ahead of No. 2 Texas, which had a rate of 13.2 percent.

"It's kind of an uphill battle," Lukanen said.

Disparities persist

Despite significant improvements across the board, disparities in insurance rates persist in the Silver State. About 10 percent of Hispanic children and children from households where family members achieved a high school education or less still lack health insurance, the report said.

One reason may be that parents whose children are eligible aren't signing them up.

For example, undocumented parents often fear sharing their personal information with the government could lead to deportation or cancellation of a residency application, Tanata said, meaning they are reluctant to apply for their citizen children.

That's despite the 2017 passage of state Senate Bill 325, which eliminated the five-year wait period to become eligible for Medicaid and Children's Health Insurance Plan previously required for children who were granted legal residence.

AMERICAN OVERSIGHT

Lukanen and Tanata fear that questions about the future of the Affordable Care Act and the demise of its individual mandate provision, as well as anti-immigrant rhetoric from some Republican lawmakers, could reverse the progress made in Nevada and across the nation.

“I think every time you infuse uncertainty and question into a policy area, people get confused and, most likely, lose out,” she said.

New Clark County schools superintendent faces trust-building challenge
Meghin Delaney
Las Vegas Review Journal
https://www.reviewjournal.com/news/education/new-clark-county-schools-superintendent-faces-trust-building-challenge/

ORLANDO, Fla. — Establishing trust.

That, in two words, is the biggest challenge facing Jesus Jara when he arrives this week to become the Clark County School District superintendent.

There are obvious similarities between Las Vegas and Orlando, but the climates of the two tourist meccas’ school systems are not among them.

In Orlando, where Jara, 48, just concluded a six-year run as deputy superintendent, district officials, the school board and parents all seem to pull in the same direction to move the academic needle upward.

That’s hardly the case in Clark County, where trust among district officials, legislators, parents and trustees often seems nonexistent and divisions threaten to undermine modest progress in academic achievement.

Jara — who doesn’t mind whether you pronounce his last name with a J or an H — is aware of the challenge awaiting him when he clocks in Tuesday.

During a recent visit with the Las Vegas Review-Journal in his last weeks on the job in Florida, he said earning the trust of the entire community is critical to propelling the district forward.

But he also said he views what others see as mistrust a little differently, calling it a “passion” for students and education.

“The passion I can work with,” he said. “What we need to do is just channel it together to … work as one and collaborate together so we can then have a real clear focus on being the No. 1 district for kids.”

Operating transparently and having open dialogues are two ways Jara thinks Clark County can begin to build a culture around education that resembles Orlando’s.

Rebecca Garcia, a 39-year-old with three children attending Clark County schools, said it’s going to take a lot of showing up for Jara to restore her trust. But she acknowledges being impressed by his skills, experience and temperament in his interview with trustees.

“I think CCSD is at a juncture where we need a fresh perspective who is willing to leave the status quo, who isn’t part of the status quo and who can set a new direction for the district,” Garcia said.

AMERICAN OVERSIGHT

Jara says Clark County parents can get a good sense of the approach he will bring by looking at changes that have occurred in Orange County, Florida, in recent years, including voters entrusting the school district with more tax money through ballot initiatives.

Overall, Jara said, Orange County schools have found a good balance between school autonomy and central oversight.

He wants to implement a similar structure in the Clark County district, which is still wrestling with the Legislature-mandated reorganization.

Budget flexibility

To demonstrate the flexibility of the Orange County system and illustrate how it can adjust to different challenges, Jara took a reporter on a tour of five schools.

At Colonial High School, he discussed principal autonomy, using the school's third-year principal, Jose Martinez, as an example.

The school, which serves up to 3,600 students, is similar to many Clark County high schools. It is 87 percent nonwhite. It's a Title I school, and 71 percent of students qualify for free or reduced lunch under federal standards, an indicator of poverty.

It's earns a consistent "C" on Florida's five-tier rating scale.
But unlike most Clark County schools, every student has their own tablet.

Also, the principal has near-complete control over the budget, as long as the school meets the district's criteria for academic achievement. That's similar to what's being done in Clark County, though at this point Orange County principals appear to have more spending flexibility. That required additional budgeting training for principals, Jara said.

At Colonial, for example, Martinez responded to parent and student feedback by cutting a couple coaching positions and using that money to cover fees for band and orchestra programs. There's money available for dry-cleaning uniforms, for example.

A better example came from Colonial's enrollment of roughly 200 Puerto Rican students who fled to Florida after Hurricanes Irma and Maria decimated their homeland.

"We knew right away we needed a system in place," Jara recalled, sipping from a cup of Dunkin Donuts coffee as he described how Martinez and his team jumped into action to prepare for the influx.

The solution included getting the school's Latinos in Action club involved.

A spinoff of student government clubs, Latinos in Action operates in a handful of Orange County schools and focuses heavily on mentorship.

Because the system was already in place, Martinez said, it was easier to absorb the newcomers with only minimal disruption to other students.

AMERICAN OVERSIGHT

School turnaround

While the district lets schools like Colonial make such calls, schools that aren't cutting it academically have less autonomy.

Washington Shores Elementary School was a dilapidated facility nestled into an old, historically impoverished neighborhood.

Four years ago, the school received an "F" rating and a promise of support from the district. That included a spot in the school transformation office that Jara helped create and replacement of the old building.

Nate Stephens, the principal brought in to lead the transformation, grew up in the neighborhood and serves as the ultimate role model for the children.

"This is the exit from the neighborhood. This is personal for me," he said.

Part of the transformation involved training teachers on how to talk to students using higher-level vocabulary to set an example, Stephens said. If you hold high expectations, he said, the students can and will meet them.

In the latest state ratings, the school climbed to a "C."

During the tour of the school, students impressed Jara with their vocabularies. He sat with a kindergarten student who used the word "bacteria" in an essay on ice cream. A third-grade student talked about how physical activity teaches "collaboration."

"It's the same kids, the same community, learning at a higher level," Jara said.

The transformation office is similar to Clark County's turnaround initiatives but more advanced in some ways. For instance, it has a system to ease schools back to the mainstream once they reach an achievement standard. Over two to three years, the school is weaned off transformation office support, and budgetary control is returned to the principal.

That prevents what some Clark County schools with high-needs students are seeing now when certain state funding measures, like the Zoom and Victory programs, provide extra support only to vanish once student achievement improves.

That's one reason Jara likes systems that focus on and reprioritize existing funds rather than relying on new money.

'Master' principals

Next on Jara's list is Millennia Elementary School, which shares Principal Anne Lynaugh with nearby Millennia Gardens Elementary School, similar to Clark County's "franchise principal" program.

The idea of both programs is to leverage experience and talent, but Jara said he worries about burnout. Both districts also have training programs aimed at nurturing up-and-coming administrative talent.

AMERICAN OVERSIGHT

In Lynaugh's schools, Jara shows a knack for connecting with students, easily slipping into and out of his native Spanish. Jara moved to Miami from Venezuela when he was 10.

"My parents had a vision of the American Dream, and I'm living it," Jara said over a chicken sandwich and Diet Coke, one of three cans consumed during the daylong visit.

Like their Clark County counterparts, Orange County students speak a multitude of languages, which can sometimes pose a problem, said Lynaugh. But with technology in every classroom and the rise of programs like Google Translate, students who aren't yet fluent in English are able to work independently.

Hands-on learning

Next up is Orange Technical College.

Don't let the name deceive you. Students do not earn bachelor's or associate degrees but can pursue a wide range of career certifications.

Funded by the state and run by districts, Florida's technical colleges are similar to vocational schools. They are open to adults and high school students. Adults pay tuition and any required fees, while students generally pay only for supplies or instructional materials.

Five campuses in Orange County offer more than 40 programs, including cosmetology, mechanics, animation and welding. Students spend half their days at their zoned high school and half in their career or technical program.

Jara's son, Alex — second-oldest of his three kids — is an alumnus, collecting a welding certificate two days before his high school graduation.

"This is hands-on learning," the elder Jara said.

The schools defy the notion that vocational schools are somehow lesser. Through partnerships with high-profile companies and up-to-date programs, including modeling simulation design and production, it's remarkable what they can accomplish, Jara said.

For example, combining a standard program like brick masonry with virtual reality technology keeps costs down by letting students practice in a simulation before actually laying bricks.

Closing achievement gaps

The last stop is Hunter's Creek Middle School, which is consistently rated at the highest level by the state. Principal Amy McHale is about to get even more autonomy and flexibility as she tries to narrow the achievement gap between the school's highest- and lowest-performing students.

But again, the district has a system for her to work within. She's allowed to try innovative approaches, mostly involving technology, but must narrow the gap — a goal the Clark County schools also have been pursuing under outgoing Superintendent Pat Skorkowsky — within three years.

AMERICAN OVERSIGHT

NV-DA-20-0615-A-001309

Her plans include moving students to two days of block scheduling next year to devote more time to math and "really focus on the gaps," she said.

On to Clark County

Although Jara will be across the country by then, he promised to keep a close eye on Orlando and maintain a close relationship with Orange County Superintendent Barbara Jenkins, whom he called the greatest school superintendent in the country.

That comment came at his last School Board meeting in late May, where he was showered with praise from trustees. He also had the chance to lay out some of his hopes for Clark County.

"I hope to become sister school districts to replicate the work of the talented administrators and phenomenal teachers in Orange County," he said.

Time will tell if culture change can also be exported.

Federal lands law jeopardizes future of Nevada's Mint 400
Michael Scott Davidson
Las Vegas Review Journal
https://www.reviewjournal.com/news/politics-and-government/clark-county/federal-lands-law-jeopardizes-future-of-nevadas-mint-400/

Since its creation 50 years ago, the Mint 400 off-road race has become local legend.

The 120-mile-long desert loop that runs east of Interstate 15 between Las Vegas and Primm is known for its unforgiving difficulty. About half the trucks and dune buggies that start the race are unable to finish.

The event was immortalized in 1972 in journalist Hunter S. Thompson's novel "Fear and Loathing in Las Vegas."

This year's iteration of the event, held in March, drew an estimated 35,000 attendees from around the world and created $40 million in economic impact for the state, according to Josh Martelli, who co-owns the race with his brother, Matt.

"It is our Indy 500," Martelli said.

But the race's future in Southern Nevada is being threatened by federal legislation that would open nearly 39,000 acres of federal land for development, including land south of the Las Vegas Valley. Clark County commissioners are scheduled to vote Tuesday whether to sign a resolution supporting the legislation.

Martelli said the northern half of the Mint 400 course crosses that land. Moving the route would cause the race to lose some of its difficulty and accompanying prestige. And finding a new route would be difficult because of protections for animals such as the desert tortoise.

AMERICAN OVERSIGHT

“This proposal eliminates at least 40 to 50 miles of our racecourse, and we don’t really have a lot of good alternatives,” he said. “We’re essentially being sandwiched between new commercial development and preservation of natural resources.”

Martelli said county staffers have assured him they will support preservation of the racecourse through 2023 and help identify an alternative route. But the race organizer said the next best place to hold the race would be near Phoenix.

“That would be a huge economic loss for Clark County and Las Vegas,” Martelli said.

The land proposal has also drawn the ire of other off-road organizations.

“Not only will it affect competitive events, (but) it will also affect people that go out and ride on the weekend,” said Kenny Thatcher, president of Southern Nevada Off Road Enthusiasts. “There’s probably over 300,000 off-highway vehicles in Clark County.”

Thatcher said those vehicles are owned by people spending money on gas, car parts and auto repairs. They often stop in Primm for lunch when they go riding.

“Primm Valley stands to lose a lot from it,” Thatcher said. “We’re blue-collar people. We have disposable income, and this is how we use it. It’s a big industry.”

At their Tuesday meeting, commissioners also will discuss the formation of a committee focused on preserving local off-road recreation. Additionally, they will decide whether to sign an agreement with Nellis Air Force Base that would give the county ownership of almost one-tenth of the 10,000 acre Nellis Dunes off-road recreation area north of Las Vegas

Martelli said he views the committee idea as an olive branch from the County Commission to the off-road community, but both he and Thatcher remain wary of what effect such a committee could have.

Regardless, Thatcher said he hopes to bring at least 300 people to the commission meeting to oppose the lands bill.

“If they think they’re going to send everyone out to the Nellis Dunes, you can’t put 300,000 people in 10,000 acres. It’s not going to work,” Thatcher said. “We’ll have to go outside of Clark County to do anything.”

Resolution up for approval

Clark County Commission is slated to vote Tuesday on a resolution seeking federal legislation to open almost 39,000 acres of public land for development and set aside more than 370,000 acres of new wilderness and protected areas for the desert tortoise and other threatened species.

The four-page resolution outlines 15 separate transactions, including a 41,000-acre expansion of the Moapa River Indian Reservation, several new or expanded wilderness areas totaling almost 83,000 acres and nine areas of “critical environmental concern” totaling almost 293,000 acres.

AMERICAN OVERSIGHT

The document and related maps are available for review on the county's website at https://bit.ly/2JHlh1d.

County officials gave the general public its first look at the proposal during a June 5 open house, then accepted written input for a week.

Those wishing to provide further input will have to do so during public comment Tuesday.

The commission meeting is slated to start at 9 a.m. The resolution is item No. 97 on the agenda.

Many Nevada drivers to pay more for minimum liability coverage
Art Marroquin
Las Vegas Review Journal
https://www.reviewjournal.com/news/news-columns/road-warrior/many-nevada-drivers-to-pay-more-for-minimum-liability-coverage/

Nevada drivers might want to double-check their insurance, because changes are coming in about two weeks.

The threshold for minimum liability coverage goes up July 1 under a law approved during last year's legislative session.

New minimums require motorists to carry $25,000 per person for bodily injury, $50,000 per accident, plus $20,000 for property damage coverage per accident, officials with the Nevada Department of Motor Vehicles said.

That's a significant jump from the current requirement of $15,000, $30,000 and $10,000, respectively — currently ranked as the second-lowest in the United States, DMV officials said.

"The costs of medical care and automobile repairs have gone up significantly," Nevada DMV Director Terri Albertson said. "The cost of a crash can easily exceed these older minimums."

About 32 percent of Nevada's 2.3 million licensed drivers carried the minimum coverage as of last year, including the Road Warrior.

Most drivers were notified about the need for increased coverage during their most recent policy renewals. And like many of you, the Road Warrior made the required adjustments to his policy last month.

Depending on your driving record and insurance company, the change in rates could range from $10 to $50. Insurance companies will no longer be allowed to write the lower limits; those that do could be sanctioned, DMV spokesman Kevin Malone said.

Scofflaw drivers failing to purchase auto liability insurance at the new minimum limits could be cited and fined and have their vehicle registration canceled until the appropriate coverage is purchased, according to the Nevada Division of Insurance website.

Local leaders meet with Nevada politicians on development goals
Bailey Schulz
Las Vegas Review Journal
https://www.reviewjournal.com/business/local-leaders-meet-with-nevada-politicians-on-development-goals/

AMERICAN OVERSIGHT

A group of 25 business and community leaders from the Las Vegas Global Economic Alliance and local chambers met with congressional delegations and agencies this week in Washington, D.C., to discuss policy issues affecting Southern Nevada.

The Federal Forum, held Tuesday and Wednesday, discussed big-picture issues including the impact of Yucca Mountain on economic development and tourism, I-11's development and the future of the autonomous vehicle industry in Las Vegas.

The alliance is a private-public partnership that works with the Governor's Office of Economic Development and other state partners to recruit new businesses to the state and to expand existing businesses that export at least half of their goods or services outside of Nevada. It achieves its mission largely by preparing companies to be approved for state tax abatements.

Ray Specht, who chairs the LVGEA's policy committee, said the forum touched on how to keep expanding the local economy when it already is seeing growth in areas such as employment and population.

"One of the things we talked about is how now is not the time to take the foot off the gas pedal," Specht said. "What do we do to make LGVEA the most competitive regional development authority?"

Lisette Partelow, the director of K-12 strategic initiatives at the Center for American Progress, a think tank in Washington, spoke about education policy at one of the forum's sessions. She said the group had an insightful discussion on short- and long-term goals on how to improve teacher recruitment and retainment. Suggestions included improving salaries and requiring higher degrees for certain positions.

The forum was also meant to help strengthen relationships between the LVGEA and delegation.

"Our entire delegation has been very open and willing to work with us," alliance CEO and President Jonas Peterson said.

Peterson said the access to state politicians will help to accomplish the group's priorities.

"There's a clear sense of where we want to go and what we want these policy programs to look like."

Vaping industry credits economy, lower taxes for its migration to Las Vegas
Vegas INC
https://vegasinc.lasvegassun.com/business/2018/jun/18/vaping-industry-credits-economy-lower-taxes-for-it/

When they were first mass produced, e-cigarettes and vaping products formed an industry widely considered to be a dud in the United States. Popularized in China in the early 2000s, they launched with little fanfare in the U.S. past decade as a less harmful alternative to tobacco.

But in recent years, the battery-powered vaporizer industry has taken off. It was worth $10 billion in 2017, and market research estimates it will reach $34 billion by 2021, $46 billion by 2023 and $64 billion by 2025.

As neighboring states have thrown in massive taxes and regulations to combat large vaping corporations from growing too much, many companies are moving to Las Vegas.

AMERICAN OVERSIGHT

"This city gives people a well-rounded life, and from a traffic perspective, everybody's time is being used more efficiently," says Billy Wilson, CEO of online retail and wholesale supplier E-Cig Distributors. "It's great for business because it's easy to convince clients to come to Las Vegas for meetings and conventions. You don't have to twist too many arms."

Wilson's company, which distributes almost 10 million e-cig products around the world each year, is one of more than a dozen vaping mega-companies to move from California and Washington to the Las Vegas Valley as regulations and future proposed laws have hampered the industry in those states, starting in 2016. While each company's reasons for moving here vary, interviewed CEOs cited California's Prop 56—which increased consumer taxes on tobacco and vaping products by almost 230 percent starting in 2017—and Washington's House Bill 2165, which proposes to hike up such taxes by more than 60 percent, as contributing factors for their migration to the Valley.

After moving five times around Orange County from 2012 to 2017, Wilson convinced 28 of E-Cig Distributors' then-40 employees to join him in a full-scale move to Las Vegas last March. Operating here for more than a year, Wilson says his company is thriving more than ever in a state that's "much more open to business." He credited local and state economic departments for helping ECD make a "relatively seamless" move.

"We had 45 days to identify a building, pack everybody up and make the move actually happen," he says. "We finally shut down operations in Orange County on a Thursday, and we were open in Las Vegas the next Monday."

Facts and figures about e-cigarettes and vaping products
• Vaping products produce an aerosol by heating a flavored liquid that's inhaled by users into their lungs. The battery-powered products come in varying shapes and sizes and are known as "e-cigs," "mods" and "vape pens" among other nicknames.

• While vaping products save users from tar and other cancer-causing substances found in tobacco and marijuana cigarettes, vape juices can still include harmful chemicals like nicotine, diacetyl and — for weed vapes — THC.

• The vaping industry was worth $10 billion in 2017, and market research estimates it will reach $34 billion by 2021, $46 billion by 2023 and $64 billion by 2025.

• San Francisco-based Juul has 54 percent market share in the industry, and federal officials expect the brand to continue growing among both adults and underage users.

• (Sources: U.S. Centers for Disease Control and Prevention, U.S. Dept. of Health and Human Services, Nielsen)

Jimmy Chen, CEO of Uvaper Wholesale, moved 20 of his 50 employees this year from Kent, Washington, for the chance at a more centrally located distribution headquarters in Las Vegas. Chen, like Wilson, says the move made sense among other reasons because he's able to more easily attract clients to visit Las Vegas than the Pacific Northwest. Chen says he hopes to hire an additional 30 employees at Uvaper's Las Vegas headquarters by the end of the year to keep up with growing business.

Vape industry employees, like Corben Madden, ECD's chief technology officer, says their dollar also goes much further in the Valley, thanks to lower home and rental rates and no state income tax.

AMERICAN OVERSIGHT

“I save a ton of money on each paycheck and my taxes at the end of the year,” he says.

Wilson, Chen and Madden say diversification of the Valley’s economy also was an attractive draw. Traditionally known as a city for gambling and entertainment, the addition of professional sports teams and modern businesses such as Amazon, Postmates, Soothe and others give Las Vegas the feel of a “well-established West Coast city,” Madden says.

But while Nevada has taken a business-friendly approach to the vape industry, federal officials warn a growing number of young users may eventually lead the state to implement tax hikes similar to those in California and Washington. Of the estimated 10 to 12 million vape users in the United States, more than 2 million are underage, according to figures from the U.S. Center of Disease Control.

San Francisco-based brand Juul last month achieved 54 percent of the vape market share, according to statistics from Nielsen, thanks in part to viral videos of its users experimenting with the products on social media. Under heavy pressure, the vape giant declared its support to raise the minimum purchase age for vaping products from 18 to 21 years old and contributed $30 million to research and prevention of underage use of its products.

“Our company’s mission is to eliminate cigarettes and help the more than 1 billion smokers worldwide switch to a better alternative,” says Juul Labs CEO Kevin Burns. “At the same time, we are committed to deterring young people, as well as adults who do not currently smoke, from using our products.”

Brian King, who oversees the CDC’s Office on Smoking and Health, called the growing youth e-cigarette usage statistics “concerning,” adding that almost 60 percent of Americans who vape are also tobacco users. Despite industry marketing claims that e-cigarette products can help people stop smoking tobacco, King says evidence on vape products as healthy alternatives to traditional cigarettes is “not conclusive.” Vaping products have not been proven to help tobacco users quit, either.

“There are some people successfully quitting tobacco with e-cigarettes, but the majority of users are not,” King says. “We know e-cigarettes are safer than combustible cigarettes, but that doesn’t mean they’re safe. The science on the issue is still really mixed.”

Group focuses on bringing Super Bowl, Final Four to Las Vegas
Richard N. Velotta
Las Vegas Review Journal
https://www.reviewjournal.com/business/tourism/group-focuses-on-bringing-super-bowl-final-four-to-las-vegas/

In the end, a newly appointed committee charged with attracting major sporting events to Southern Nevada might need seed money most.

The 19-member Southern Nevada Sporting Event Committee gathered for the first time Friday to begin strategizing about the best ways to attract and finance bids for events like the Super Bowl, the NFL draft, and the NCAA’s Final Four and Frozen Four.

Rossi Ralenkotter, CEO of the Las Vegas Convention and Visitors Authority, noted that the goal of putting more “heads in beds” with high-profile sports events may be more challenging than it looks, because schedulers will

AMERICAN OVERSIGHT

have to avoid bringing in large crowds when big conventions are already in town. He also noted that preparing a competitive bid takes financial resources, so part of the solution could be determining a funding source.

Chaired by Paul Anderson, the committee includes six Nevada Resorts Association members and representatives of the Vegas Golden Knights and the Oakland Raiders.
Some members with venues already in place are already attracting events, including Boyd Gaming's Orleans Arena and MGM Resorts International's T-Mobile Arena, MGM Grand Garden and Mandalay Bay Events Center. By 2020, the new 65,000-seat Las Vegas stadium will be available.

This year the Las Vegas Motor Speedway joins the list of facilities hosting two annual NASCAR weekends.

The South Point has not only one of the best equestrian arenas in the region, but also one of the top bowling centers.

The committee is expected to meet four or five more times before delivering a report to Gov. Brian Sandoval and the Nevada Legislature by Dec. 31.

Members will likely discuss whether a separate sports commission should be formed and the best way for Southern Nevada's sports venues to coordinate efforts to draw high-profile events to the city.

One of the reasons the committee plans to deliver a report by the end of the year is so that it could approach the Legislature for seed money to get started.

Committee members agreed that they want to hear background reports from the LVCVA and Las Vegas Events about how they bring events to Southern Nevada.

A familiar organization will handle staffing responsibilities for the new committee. Brian Gordon, a principal with Las Vegas-based Applied Analysis, has been contracted to provide staffing support for the group. Gordon's associate, Jeremy Aguero, has a similar function with the Las Vegas Stadium Authority.

Gordon said Friday that he would soon set up a website for the committee to provide information for its public meetings.

The next committee meeting hasn't been scheduled, but it is expected to be sometime from July 9-16.

Committee members

-Chairman Paul Anderson, executive director, Governor's Office of Economic Development.

-Andy Abboud, senior vice president, Las Vegas Sands Corp.

-Marc Badain, president, Oakland Raiders.

-Michael Britt, vice president, Government Relations, Red Rock Resorts.

-Carolyn Goodman, mayor of Las Vegas.

-Dallas Haun, chairman, Nevada State Bank.

AMERICAN OVERSIGHT

-John Hill, public relations and advertising representative, Palm Mortuary.

-Steve Hill, chairman, Las Vegas Stadium Authority.

-John Maddox, vice president, Government Relations and Development, Caesars Entertainment Corp.

-John McManus, executive vice president, MGM Resorts International.

-Bill Noonan, senior vice president, Industry and Government Affairs, Boyd Gaming Corp.

-Rossi Ralenkotter, CEO, Las Vegas Convention and Visitors Authority.

-Thom Reilly, chancellor, Nevada System of Higher Education.

-Peter Sadowski, executive vice president, Vegas Golden Knights.

-Mary Beth Sewald, president and CEO, Las Vegas Metro Chamber of Commerce.

-Scott Sibella, chairman of the board, Las Vegas Events.

-Kim Sinatra, executive vice president, general counsel, Wynn Resorts Ltd.

-Steve Sisolak, chairman, Clark County Commission.

-Steve Stallworth, general manager, Arena & Equestrian Center, South Point.

Gov. Brian Sandoval also appointed four non-voting Technical Advisory Committee members: Scott Adams, City of Las Vegas city manager; Clark County Manager Yolanda King; Regional Transportation Commission of Southern Nevada General Manager Tina Quigley; and Clark County Department of Aviation Director Rosemary Vassiliadis.

Heller announces $12 million for Tahoe Restoration Act
Nevada Appeal
https://www.nevadaappeal.com/news/government/heller-announces-12-million-for-tahoe-restoration-act/

Sen. Dean Heller, R-Nev., on Friday announced there will be $12 million in federal funding for fire detection cameras and the battle against invasive species.

Heller said earlier this month he urged the Department of Agriculture and Forest Service to fund and support wildfire prevention and detection efforts. He said Friday there's $6 million in the budget to support innovative wildfire projects including modernizing aviation, radio and evacuation infrastructure. He said the act also contains $2 million specifically to support efforts such as AlertTahoe, a camera system to help detect widlfires in the basin much earlier than other methods.

It also calls on the forest service to work with UNR on wildfire risk mapping.

In addition, he said there's $6 million in the appropriations bill to combat invasive species at the lake.

AMERICAN OVERSIGHT

Nevada DMV makes it easier to change gender on licenses
Associated Press
https://elkodaily.com/news/state-and-regional/nevada-dmv-makes-it-easier-to-change-gender-on-licenses/article_234e65d4-cd43-58b1-9f75-3ea79a1f756d.html#tracking-source=home-top-story

LAS VEGAS (AP) — A doctor's approval is no longer required to change the listed gender on a driver's license or identification card at Nevada's Department of Motor Vehicles, which is working on adding a new option for those who don't identify as male or female.

The previous policy added further costs and stress for trans and gender-nonconforming people, said Jane Heenan, Gender Justice Nevada's clinical director. Heenan recalls one person who spent money on multiple doctor visits because they could not find a physician who would sign off on the form.

"Driver licenses no longer require any kind of external permission or affirmation from medical professionals of any kind," Heenan said. "It reduces the complexities of this process, which are already very complex for people seeking to make these changes. Lifting that burden is significant."

An updated driver's license costs $9.25 and a new ID card is $8.25, according to the DMV.

The change is similar to a move by the Nevada Department of Health and Human Services, which changed its rules in 2016 to allow people to update the gender on their birth certificate using a self-declaration process, The Las Vegas Sun reported Thursday.

"Requiring medical certification of gender identity is an outdated practice," said Kevin Malone, a DMV spokesman.

The DMV has not said when a third option for people who don't identify as male or female will be added.

"We are planning to add a nonbinary gender marker," Malone said. "However, this requires computer system programming and extensive testing with law enforcement and other stakeholders to ensure they receive the proper information."

Nevada prison officials struggle with doctors who refuse to treat inmates
Michelle Rindels
The Nevada Independent
https://thenevadaindependent.com/article/nevada-prison-officials-struggle-with-doctors-who-refuse-to-treat-inmates

Nevada prison officials say they sometimes have to take inmates through the back door or bring them before or after normal business hours for non-emergency medical care because off-site doctors are reluctant to treat them, if they treat them at all.

The hesitance to offer medical care to incarcerated people is one of the reasons cited by a new audit as to why prisons are sometimes resorting to more expensive out-of-network medical providers. Officials say there’s not much they can do to compel in-network providers to see an inmate.

“There is no statutory requirement that they would be forced to provide services to everyone that subscribes to their network,” said John Borrowman, the deputy director of support services at the Nevada Department of Corrections. “We have no leverage statutory or otherwise to force a provider to see an inmate.”

The audit, presented Thursday at the Executive Branch Audit Committee that includes all Nevada constitutional officers, noted that the prisons resorted to out-of-network providers in 16 cases, or about 8 percent of the sample. One example was that the prisons are favoring a single out-of-network urologist in Southern Nevada because that doctor is willing to serve inmates on-site at the remote Ely prison and in conservation camps, so officials also use that physician for off-site appointments.

Borrowman noted that the networks the state buys into for medical care are also used by the general public and other state health groups, such as the Public Employee Benefits Program, and aren’t exclusively designed for inmate populations. He said in a future request for proposals, there may be an effort to gauge how many providers in a network will take inmate patients.

Lt. Gov. Mark Hutchison said he hoped the state could use its leverage as a large payer of health services to negotiate

“We ought to have as a very basic requirement that these folks are willing to provide services for the inmates who need them so we don’t have to keep going outside the network,” he said.

The out-of-network services discussion is part of a larger conversation about how to manage the rising cost of health care in Nevada prisons. In 2017, the department spent $11.7 million on off-site medical expenses alone.

“This has been a concern of mine since I’ve gotten here,” said NDOC Director James Dzurenda. “We have noticed a trend over the years of increasing medical costs and overnight hospital stays.”

Auditors’ suggestions for keeping costs under control included:

Finding a third party administrator who can do “targeted case management” and ensure inmates staying at a hospital are getting only necessary treatments at the best rates. Oregon has implemented this system and reported saving 20 percent on hospital costs over two years.
Reviewing prison medical payouts to ensure they match with the treatment that was authorized by the department’s Utilization Review Committee, which reviews requests for off-site medical care and prioritizes them.

The Indy Explains: Everything you need to know about NV Energy's solar proposal
Riley Snyder and Daniel Rothberg
The Nevada Independent
https://thenevadaindependent.com/article/nv-indy-explains-everything-you-need-to-know-about-nv-energys-solar-proposal

What kind of event could bring together Nevada’s governor, lieutenant governor, a congressman, two gubernatorial candidates and dozens of Assembly and state Senate members?

Far down the list of anyone’s guess would likely be the unveiling of NV Energy’s 2018 Integrated Resource Plan (IRP), a lengthy, data-heavy planning document the utility is required to submit to state regulators every three years detailing how it plans to meet future electric supply and demand.

AMERICAN OVERSIGHT

But members of Nevada's political elite crowded the Springs Preserve last week to hear utility CEO Paul Caudill unveil details of the utility's 2018 IRP, including six proposed agreements to develop six new photovoltaic solar farms throughout the state and several major battery storage projects, doubling the state's renewable energy production by 2023.

The star-studded unveiling, which also includes a contract for potentially the cheapest solar production price in the country, was somewhat unusual for the IRP process, which typically resides in the realm of energy policy wonks and other denizens who follow the normally dry regulatory proceedings.

Unmentioned during the event but clearly present throughout the utility's IRP filing was the specter of Question 3, a proposed constitutional amendment that would end NV Energy's monopoly control of the state's electric market and require the state set up and switch to a competitive retail market by 2023.

NV Energy, which has donated millions of dollars to a PAC opposing the ballot question, states in the IRP application that the expansive planned move toward more renewable generation wouldn't go forward if the ballot measure passes, as the amendment would prohibit the utility from owning generating stations or entering into power purchase contracts with outside firms.

Here's what the IRP process entails, and what the future landscape of Nevada's energy policy could look like over the next three years.

What is an IRP?

Under state law, an electric utility is required to file a "plan to increase its supply of electricity or decrease the demands made on its system by its customers" to the state's Public Utilities Commission every three years, due on June 1.

That broad outline takes the form of a filing consisting of thousands of pages of applications, testimony and appendixes from the utility, a window into how it plans to manage electric demand and procurement of supply over a period stretching out over the next three decades.

From there, the PUC — which consists of three commissioners appointed by the governor — is required to hold hearings and take testimony from any interested parties on the application, and judge it based on several criteria including meeting reliability minimums, the state's renewable portfolio standard and acquiring fuel sources judged on flexibility, diversity and reliability.

After receiving the application, the PUC has 135 days to approve the utility's energy supply plan. This year, that's Oct. 14. The PUC then has 210 days to approve the rest of the plan, which for 2018 falls on Dec. 28, fewer than six weeks before the Legislature convenes.

State lawmakers in 2017 approved a number of changes to the IRP process, including requiring the utility for the first time to file it jointly for its entities serving both Northern and Southern Nevada service territories.

In its 2018 application, NV Energy laid out its broad goals for its future energy supply and demand goals thusly:

"The overarching goal of this 2018 Joint IRP is to meet growth and shrink our exposure to natural gas prices by delivering more low-cost renewable energy to our customers, accelerating our transition to a cleaner energy

AMERICAN OVERSIGHT

future with near-term investments by our (power purchase agreements) counterparties to support new Nevada-based renewable energy resources, shoring up our transmission infrastructure, and increasing or investment in energy efficiency programs."

Clean energy and Question 3

Clean energy advocates see this latest IRP as a shift for the utility, which had approached solar and energy storage projects more conservatively in the past. They also see it as the utility adjusting to the times, a reflection of the dramatic drop in solar and battery storage prices over the past few years, even with the recent tariffs on solar panels imposed by the Trump administration.

One of NV Energy's proposed solar projects, Copper Mountain 5, would provide the cheapest solar energy in the country, according to Greentech Media, which is part of a research firm that tracks solar contract prices. That price could increase after the first year, but the other proposals are similarly low priced contracts, said Colin Smith, an analyst at Greentech Media Research.

"These projects are on par with some of the lowest [contract] prices to date," he said.

The IRP could put more pressure on clean energy groups, many of which have stayed neutral on the Energy Choice Initiative, to decide whether they support the ballot measure or the utility's continued regulated monopoly over the state's energy portfolio. Robert Johnston, a senior attorney at Western Resource Advocates, said there is some concern that moving to an energy choice market might slow down progress on building out large-scale solar projects.

Johnston noted that there would likely be several transition years before Nevada has an open energy market. There is concern among some environmental groups, he said, that during the transition period, there will be a halt in the construction of new solar projects.

"We think it will be a long and complicated process," he said. "And the question is: Who is going to be building new renewable projects during this interval where you could really have a cloud of legal and regulatory uncertainty hovering over the state? … What we've seen in Nevada is that developers won't break ground on these projects until they have a long-term buyer under contract who is committed to buying energy out of that project for the next 20 to 25 years."

Under the proposed plan, the state's energy supply plan would rise from 14 percent renewable in 2017 to 32 percent renewable in 2023.

Jon Wellinghoff, a policy advisor for the ballot measure and former chairman of the Federal Energy Regulatory Commission dismissed these concerns. He argued that companies might invest in clean energy even during the transition period before a restructured market goes into effect.

He laid out a few hypotheticals in which that might be possible. A large company that owns several stores in the state, Wal-Mart for instance, could enter into a contract for a solar facility to serve its stores under energy choice. Or, Wellinghoff said, a casino giant such as MGM Resorts International could invest in solar to aggregate and then offer to its large employee base.

If the market is opened, Wellinghoff said, he expects solar and battery storage to be the predominant types of energy procured because of how competitive their pricing has become.

AMERICAN OVERSIGHT

“There’s no question those are the primary things they’re going to invest in,” he said.

The Question 3 factor

NV Energy says in the filing that it will only move forward with all of the proposed solar projects if Question 3 fails in November. If not, the company would be required to sell off all of their power purchase agreements and power plants as part of the dismantling of the monopoly structure.

If the ballot question passes, the utility proposed going forward with only one of the six proposed renewable energy projects — a 300 solar megawatt power purchase agreement with 8minuteenergy at the Eagle Shadow Mountain Solar Farm. Its IRP filing states that doing so will help the utility’s Northern Nevada operations meet the minimum Renewable Portfolio Standard goal.

The utility is also asking for the approval of four major transmission system upgrades to help interconnect the newly planned renewable energy projects, in total worth $22.9 million and that the utility could later recover through an adjustment in rates. If Question 3 is approved by the voters, the utility is asking the PUC to approve only a $550,000 transmission upgrade.

NV Energy executive Shawn Elicegui wrote in testimony filed with the IRP that because the utility would only need to meet the needs of customers through 2023 if the ballot measure passed, it wouldn’t make sense to enter into several long-term solar power contracts that it would then need to turn around and sell almost immediately.

“NV Energy’s focus will shift from long-term, centralizing planning that focuses on energy supply to short-term planning,” Elicegui wrote in the filing. “Adding six long-term obligations, as well as battery storage to a list of assets that needs to be transferred and which add to the obligations backed by the full faith and credit of the State is not necessary to meet customers’ needs through 2023.”

Does NV Energy really need the proposed solar?

The IRP requires the utility to prepare two analyses, one that addresses supply and another that addresses demand. But the two are interconnected. Growing energy demand has typically been used to justify the need for procuring more supply or building more transmission lines.

For utilities across the country, power sales have flattened or increased at smaller rates, even as economies have grown. Part of this has to do with improvements in energy efficiency.

The same trend is true for NV Energy. In its filing, it forecasts its peak load — the maximum amount of energy required by its customers — to grow at about 0.7 percent in Southern Nevada and dip slightly in Northern Nevada between 2019 and 2029. The forecast is low, the company said, because it factors in the expiration of contracts and an ambitious energy efficiency plan (the IRP proposes cutting sales by more than 1.1 percent through energy efficiency).

Wellinghoff said that even with Valmy plant — the utility’s lone remaining coal-fired plant — coming offline in the near future, the utilities commission might punt on NV Energy’s plan because the utility could satisfy its customers’ needs without new solar farms.

AMERICAN OVERSIGHT

“We’ll be well into the transition to energy choice by [the time they need that energy],” he said.

NV Energy argues that even though adding solar will bring more generation to the grid, it will lower costs over time because the utility will be less reliant on purchasing natural gas. Right now, the utility must choose whether to purchase power on the Western wholesale market or purchase natural gas as fuel for those power plants. The six solar energy projects would give the utility more flexibility to avoid those costs, which could fluctuate in the future.

In the filing, NV Energy said the plan would “shrink customers’ exposure to natural gas prices.”

The utility’s plan also called for extending out the planned lifespan for several of its existing power plants until around 2030 largely to provide capacity support during times of peak electric demand, as most of them are in good operating condition.

Valmy retirement

One of the highlights cited by Caudill and others in the presentation of the IRP is moving up the retirement date for one of the units of the Valmy coal-burning generation plants, the utility’s lone remaining coal-fired facility in the state.

Long a target for environmental groups, the utility initially planned on operating the rural Humboldt County-based plants through their expected retirement date of 2025, to help meet peak demand during hot summer months and because the utility considered coal to be a more reliable resource than large-scale solar.

The IRP filed by the utility calls for one of the two generating plants (which it co-owns with Idaho Power) to be retired by 2021, with the other staying operational through 2025.

But retirement of the Valmy plant is conditioned on several factors, including:

the PUC approving all three Northern Nevada renewable energy projects and coming into operation before June 2022
no unexpected increases in area electric demand that would create a larger energy load
stable conditions in western energy markets
avoiding increases in transmission area load
the commission approving regulatory asset accounts, which would allow the utility to recover the cost of closing the plant early through changes in rates.
NV Energy said the conditions, like the approval of three new solar projects, are necessary to maintain a reliable grid in an area that serves Reno and mining customers near Elko.

Uncertainty over the retirement date is due to various unsolved factors in the utility’s electric supply mix over the next three years, Elicegui wrote in a filing submitted as part of the IRP, requiring a series of tests to ensure that retiring the plant early wouldn’t disrupt the utility’s ability to deliver electricity during peak demand times.

“While our current long-term reliability assessment indicates that we should be able to retire North Valmy Unit 1 in 2021 without compromising our fundamental directive – to safely and reliably deliver low-cost energy to customers – we need to confirm those findings with additional analysis as 2021 approaches,” Elicegui wrote in the filing.

AMERICAN OVERSIGHT

‘Nobody likes’ family separation policy, Trump adviser says
Associated Press
https://www.reviewjournal.com/news/nation-and-world/nobody-likes-family-separation-policy-trump-adviser-says/

WASHINGTON — A top White House adviser on Sunday distanced the Trump administration from responsibility for separating migrant children from their parents at the U.S.-Mexico border, even though the administration put in place and could easily end a policy that has led to a spike in cases of split and distraught families.

President Donald Trump has tried to blame Democrats for a situation that has sparked a national debate over his hard-line approach to immigration enforcement.

“Nobody likes” breaking up families and “seeing babies ripped from their mothers’ arms,” said Kellyanne Conway, a counselor to the president.

Nearly 2,000 children were separated from their families over a six-week period in April and May after Attorney General Jeff Sessions announced a new “zero-tolerance” policy that refers all cases of illegal entry for criminal prosecution. U.S. protocol prohibits detaining children with their parents because the children are not charged with a crime and the parents are.

The administration wants to send a message, said a Republican critic of the policy, “that if you cross the border with children, your children are going to be ripped away from you. That’s traumatizing to the children who are innocent victims, and it is contrary to our values in this country.”

Maine Sen. Susan Collins added that “we know from years of experience that we need to fix our immigration laws and that using children is not the answer.”

Trump plans to meet with House Republicans on Tuesday to discuss pending immigration legislation amid an election-season debate over an issue that helped vault the New York real estate mogul into the Oval Office in 2016. The House is expected to vote this week on a bill pushed by conservatives that may not have enough support to pass, and a compromise measure that the White House has endorsed.

In other developments surrounding the immigration controversy:

— A Republican congressman from Texas who toured a tent-like shelter for hundreds of minors who entered the country illegally said Saturday the facility is a byproduct of a flawed immigration strategy. U.S. Rep. Will Hurd said the shelter near the Tornillo port of entry in far West Texas will house about 360 boys who are 16 and 17. The teens began arriving Friday, the same day Hurd toured the shelter, he said, noting that they’re being moved from other shelters to make way for younger immigrant children taken into custody at the border.

— The intensifying the divide among Republicans over immigration policy is fueling concerns that a voter backlash could cost the GOP control of the House in November. To many conservatives, the compromise immigration proposal released this past week by House Speaker Paul Ryan, R-Wis., is little more than “amnesty.” One tea party group described the Republican plan as “the final betrayal.” Fox Business host Lou

Dobbs, who is close to President Donald Trump, tweeted Friday that Ryan is "trying to open our borders even more and give illegal immigrants the biggest amnesty in American history."

— Scuttling immigration legislation could turn off independent voters, an especially important bloc for House Republicans competing in dozens of districts that Democrat Hillary Clinton won in the 2016 presidential election. "The GOP's in a tough spot," said Republican pollster Frank Luntz. "The hardcore Trump voter has a different point of view than the ever-important independent voter, and there doesn't seem to be a middle ground."

Conway rejected the idea that Trump was using the kids as leverage to force Democrats to negotiate on immigration and his long-promised border wall, even after Trump tweeted Saturday: "Democrats can fix their forced family breakup at the Border by working with Republicans on new legislation, for a change!"

To Rep. Adam Schiff, D-Calif., the administration is "using the grief, the tears, the pain of these kids as mortar to build our wall. And it's an effort to extort a bill to their liking in the Congress."

Schiff said the practice was "deeply unethical" and that Republicans' refusal to criticize Trump represented a "sad degeneration" of the GOP, which he said had become "the party of lies."

Conway, however, put the onus on Democrats, saying if there are serious about overhauling the system, "they'll come together again and try to close these loopholes and get real immigration reform."

Asked whether the president was willing to end the policy, she said: "The president is ready to get meaningful immigration reform across the board."

More directly, Rep. Ben Ray Lujon, D-N.M., said Trump "could pick up the phone and stop it today."

The House proposals face broad opposition from Democrats, and even if a bill does pass, the closely divided Senate seems unlikely to go along.

Rep. Michael McCaul, who helped write the conservative version with Rep. Bob Goodlatte, said he had spoken to Trump on Saturday and that the president "is fully committed to both of these bills. He's put the full weight of his office behind it."

McCaul, R-Texas, said both bills satisfy Trump's main objectives.

"Without him coming to Capitol Hill on Tuesday, I don't think we'd have that sort of maximum pressure, if you will, to get us across the goal line, and I anticipate on Tuesday that he's going to be the leader he is and we're going to get something passed out of the House," said McCaul, R-Texas.

Trump's former chief strategist said Republicans would face steep consequences for pushing the compromise bill because it provides a path to citizenship for young "Dreamer" immigrants brought to the country illegally as children. Steve Bannon argued that effort risked alienating Trump's political base and contributing to election losses in November, when Republicans hope to preserve their congressional majorities.

“I strongly recommend that we just wait until 2019, right, to address this,” he said, while defending the administration’s practice of separating parents from children as an example of Trump making good on a key campaign promise.

“We ran on a policy, very simply, stop mass illegal immigration and limit legal immigration, get our sovereignty back, and to help our workers, OK? And so he went to a zero tolerance policy,” Bannon said. “Zero tolerance, it’s a crime to come across illegally, and children get separated,.”

Rep. Beto O’Rourke, D-Texas, said he was working on legislation that would end the practice of family separation.

Speaking from Texas, where he was leading a march to a town where a new tent structure for children recently opened, O’Rourke said “we can do the right thing by this country and for those kids, and not do it at the price of a 2,000-mile, 30-foot-high, $30 billion wall, not doing it at the price of deporting people who are seeking asylum, deporting people in some cases back to certain death, not doing it at the cost of ending family migration, which is the story of this country.”

The situation now is “inhumane” and “un-American,” he said. The blame, he said, rests “on all of us, not just the Trump administration.”

Conway and Schiff appeared on NBC’s “Meet the Press,” Collins was on CBS’ “Face the Nation,” Lujan and Bannon spoke on ABC’s “This Week,” O’Rourke was interviewed on CNN’s “State of the Union” and McCaul was on Fox’s “Sunday Morning Futures.”

Mary-Sarah Kinner
Communications Director
Governor Brian Sandoval
mkinner@gov.nv.gov

AMERICAN OVERSIGHT

Stephanie M. Klapstein

From: probinson@gov.nv.gov
Sent: Monday, June 18, 2018 1:24 PM
To: steverobinson@reagan.com
Subject: FW: MORNING NEWS CLIPS: 06/18/18

Look at the highlighted area below. Clark County is passing a resolution supporting a lands bill with expanded disposal of BLM lands but also new ACECs and wilderness. The BLM District down there is also updating its Resource Management Plan that will have substantial changes.

Pam Robinson
Policy Director
Governor Brian Sandoval

From: Mary-Sarah Kinner
Sent: Monday, June 18, 2018 6:59 AM
To: Mary-Sarah Kinner <mkinner@gov.nv.gov>
Subject: MORNING NEWS CLIPS: 06/18/18

MORNING NEWS CLIPS: 06/18/18

GOVERNOR BRIAN SANDOVAL NEWS:
Stewart Indian School hosts Stewart Father's Day Powwow: KRNV
Opportunity Zones certified in Nevada: NEVADA APPEAL

NEVADA NEWS:
Editorial: Nevada voters can take the lead on renewable energy development: LAS VEGAS SUN
More Nevada kids have health insurance, but state 9th worst: LAS VEGAS REVIEW JOURNAL
New Clark County schools superintendent faces trust-building challenge: LAS VEGAS REVIEW JOURNAL
Federal lands law jeopardizes future of Nevada's Mint 400: LAS VEGAS REVIEW JOURNAL
Column: Many Nevada drivers to pay more for minimum liability coverage: LAS VEGAS REVIEW JOURNAL
Local leaders meet with Nevada politicians on development goals: LAS VEGAS REVIEW JOURNAL
Vaping industry credits economy, lower taxes for its migration to Las Vegas: VEGAS INC
Group focuses on bringing Super Bowl, Final Four to Las Vegas: LAS VEGAS REVIEW JOURNAL
Heller announces $12 million for Tahoe Restoration Act: NEVADA APPEAL
Nevada DMV makes it easier to change gender on licenses: ASSOCIATED PRESS
Nevada prison officials struggle with doctors who refuse to treat inmates: THE NEVADA INDEPENDENT
The Indy Explains: Everything you need to know about NV Energy's solar proposal: THE NEVADA INDEPENDENT

NATIONAL NEWS:
'Nobody likes' family separation policy, Trump adviser says: ASSOCIATED PRESS

Stewart Indian School hosts Stewart Father's Day Powwow
KRNV
http://mynews4.com/news/local/stewart-indian-school-hosts-stewart-fathers-day-powwow

AMERICAN OVERSIGHT

CARSON CITY, Nev. — The annual Stewart Father's Day Powwow was held at the Stewart Indian School on Father's Day weekend.

The Native American Culture event included competition dancing and food, in which participants experienced American Indian heritage, history and pride.

Families and friends gathered to enjoy Indian tacos as well as arts and crafts from vendors.

Nevada Governor Brian Sandoval was an an attendee of the event.

The Stewart Father's Day Powwow benefits the establishment of the Stewart Indian Cultural Center. It was named the 2015 Event of the Year by the Carson City Chamber of Commerce.

Opportunity Zones certified in Nevada
Nevada Appeal
https://www.nevadaappeal.com/news/business/opportunity-zones-certified-in-nevada/

Gov. Brian Sandoval says the U.S. Treasury has certified Nevada's Opportunity Zones.

He said the designation will encourage private investment in parts of Nevada in the most need and "kick start" construction of affordable housing projects.

"From Southern Nevada to Northern Nevada and areas in between, the certification of Nevada's designated Opportunity Zones will benefit communities big and small," he said.

Opportunity Zones are intended to generate investment in low-income communities by providing tax breaks to private investors.

Nevada voters can take the lead on renewable energy development
Las Vegas Sun editorial
https://lasvegassun.com/news/2018/jun/17/nevada-voters-can-take-the-lead-on-renewable-energ/

In 1997, Nevada became one of the first states in the U.S. to adopt a minimum requirement for green energy production.

Today, however, other states have zoomed past us in setting such standards. In fact, Nevada's requirement for 25 percent of our energy to come from renewable sources no longer ranks us in the top 10. We're trailing New Jersey, of all places. New Jersey!

So it's commendable that a group known as Nevadans for Clean Future Energy has been working on an initiative to boost Nevada's minimum to 50 percent by 2030.

The group is circulating a petition that would put the initiative on a statewide ballot. Tuesday is the last day the group can collect signatures.

Organizers say they're confident the petition drive will be successful, which is good to hear. The initiative deserves a spot on the ballot.

Nevadans have shown time and again they support development of renewable energy, so it's worthwhile to debate whether to bump up the requirement to 50 percent. It's also worth exploring considering the popularity of a similar bill in the 2017 Nevada Legislature, which would have raised the minimum to 40 percent.

Gov. Brian Sandoval vetoed that measure, saying its passage was "premature in the face of evolving energy policy in Nevada." Sandoval said the requirement — technically known as a Renewable Portfolio Standard — could create complications given the likely passage of the Nevada Energy Choice Initiative ballot issue, which would allow Nevadans to choose their energy provider in the same way they select a cable/internet provider. Specifically, Sandoval was concerned that the increased RPS would create added costs that would deter providers from entering the market or be passed along to customers in the form of higher electricity rates.

Sandoval also said the change could result in higher fees for resorts and large corporations to exit the NV Energy grid and obtain their power from third parties.

Those points will no doubt be discussed if the RPS initiative gets on the ballot, but there's one thing that's not up for debate: Setting a higher requirement is the only guarantee for Nevadans that renewable energy production will expand here.

And that's important, because there are clear benefits from growing the state's green energy industry.

Our abundance of sunlight and our above-average potential in geothermal production makes us one of the nation's best-suited places to develop renewables, yet only about 18 percent of our energy is generated by those sources. Meanwhile, we're spending roughly $700 million a year to import natural gas and other fossil fuels to power the state's grid.

Boosting production from renewable sources would not only reduce those costs, but would help free the state from volatility in the fossil fuel market.

It would also generate economic activity, of which the current 25 percent standard has already yielded $7 billion in solar and geothermal operations.

Other benefits would come from reducing carbon emissions, which would help improve air quality and reduce respiratory problems triggered by air pollution. Nevada produced 35 million metric tons of carbon dioxide in 2015, which would be reduced by 3 million tons a year under the initiative.

Whether this is the right time to increase the standard, and whether this is the right level for Nevada, are questions that should be debated.

Getting the question on the ballot is a starting point, though, which is why the petition deserves support.

More Nevada kids have health insurance, but state 9th worst
Jessie Bekker
Las Vegas Review Journal
https://www.reviewjournal.com/life/health/more-nevada-kids-have-health-insurance-but-state-9th-worst/

The number of children in Nevada without health insurance was cut by more than half between 2011 and 2016, but the state's rate of uninsured kids remains the ninth-highest in the U.S., according to a new report.

The gains in insurance coverage occurred after passage of the Affordable Care Act in 2010 and Nevada's subsequent expansion of the federal Medicaid program, said Elizabeth Lukanen, deputy director of the State Health Access Data Assistance Center. The policy research center based at the University of Minnesota released the report Friday.

Denise Tanata, executive director for the Children's Advocacy Alliance, a nonprofit in Nevada, said the state's current rate of uninsured children of 6.3 percent is a big improvement from the beginning of the decade.

"We're absolutely still behind, and we've got a ways to go to catch up, but we're definitely moving in the right direction to do that," Tanata said. "The fact we're not last anymore is good."

The report analyzed U.S. Census Bureau survey data in all 50 states and Washington, D.C., tracking changes in public and private coverage and in the uninsured rate by race and ethnicity and household members' income and educational status.

From worst, to ninth

Lukanen said the drop in the state's uninsured rate quickened after 2013.

That may have been the result of the ACA's individual mandate requiring uninsured Americans to acquire health insurance or pay a penalty, which took effect the next year, Tanata said. Parents typically buy their children insurance when acquiring it for themselves, she said.

The Medicaid expansion, which doubled the number of Nevadans insured under the program to 600,000, also took effect the next year, lowering the uninsured rate for children and adults alike.

"Definitely, Nevada was sort of a standout state in terms of reductions in uninsurance," Lukanen said.

The 8.1 percentage point decline in the state's uninsured rate among children between 2013 and 2016 was the largest percentage point drop in the nation, she noted.

Even so, Nevada remains among the worst states in terms of its uninsured rate among children. That's because it started as worst in the nation in 2013, when 14.4 percent of children in the state lacked health insurance, ahead of No. 2 Texas, which had a rate of 13.2 percent.

"It's kind of an uphill battle," Lukanen said.

Disparities persist

Despite significant improvements across the board, disparities in insurance rates persist in the Silver State. About 10 percent of Hispanic children and children from households where family members achieved a high school education or less still lack health insurance, the report said.

One reason may be that parents whose children are eligible aren't signing them up.

AMERICAN OVERSIGHT

For example, undocumented parents often fear sharing their personal information with the government could lead to deportation or cancellation of a residency application, Tanata said, meaning they are reluctant to apply for their citizen children.

That's despite the 2017 passage of state Senate Bill 325, which eliminated the five-year wait period to become eligible for Medicaid and Children's Health Insurance Plan previously required for children who were granted legal residence.

Lukanen and Tanata fear that questions about the future of the Affordable Care Act and the demise of its individual mandate provision, as well as anti-immigrant rhetoric from some Republican lawmakers, could reverse the progress made in Nevada and across the nation.

"I think every time you infuse uncertainty and question into a policy area, people get confused and, most likely, lose out," she said.

New Clark County schools superintendent faces trust-building challenge
Meghin Delaney
Las Vegas Review Journal
https://www.reviewjournal.com/news/education/new-clark-county-schools-superintendent-faces-trust-building-challenge/

ORLANDO, Fla. — Establishing trust.

That, in two words, is the biggest challenge facing Jesus Jara when he arrives this week to become the Clark County School District superintendent.

There are obvious similarities between Las Vegas and Orlando, but the climates of the two tourist meccas' school systems are not among them.

In Orlando, where Jara, 48, just concluded a six-year run as deputy superintendent, district officials, the school board and parents all seem to pull in the same direction to move the academic needle upward.

That's hardly the case in Clark County, where trust among district officials, legislators, parents and trustees often seems nonexistent and divisions threaten to undermine modest progress in academic achievement.

Jara — who doesn't mind whether you pronounce his last name with a J or an H — is aware of the challenge awaiting him when he clocks in Tuesday.

During a recent visit with the Las Vegas Review-Journal in his last weeks on the job in Florida, he said earning the trust of the entire community is critical to propelling the district forward.

But he also said he views what others see as mistrust a little differently, calling it a "passion" for students and education.

"The passion I can work with," he said. "What we need to do is just channel it together to … work as one and collaborate together so we can then have a real clear focus on being the No. 1 district for kids."

Operating transparently and having open dialogues are two ways Jara thinks Clark County can begin to build a culture around education that resembles Orlando's.

Rebecca Garcia, a 39-year-old with three children attending Clark County schools, said it's going to take a lot of showing up for Jara to restore her trust. But she acknowledges being impressed by his skills, experience and temperament in his interview with trustees.

"I think CCSD is at a juncture where we need a fresh perspective who is willing to leave the status quo, who isn't part of the status quo and who can set a new direction for the district," Garcia said.

Jara says Clark County parents can get a good sense of the approach he will bring by looking at changes that have occurred in Orange County, Florida, in recent years, including voters entrusting the school district with more tax money through ballot initiatives.

Overall, Jara said, Orange County schools have found a good balance between school autonomy and central oversight.

He wants to implement a similar structure in the Clark County district, which is still wrestling with the Legislature-mandated reorganization.

Budget flexibility

To demonstrate the flexibility of the Orange County system and illustrate how it can adjust to different challenges, Jara took a reporter on a tour of five schools.

At Colonial High School, he discussed principal autonomy, using the school's third-year principal, Jose Martinez, as an example.

The school, which serves up to 3,600 students, is similar to many Clark County high schools. It is 87 percent nonwhite. It's a Title I school, and 71 percent of students qualify for free or reduced lunch under federal standards, an indicator of poverty.

It's earns a consistent "C" on Florida's five-tier rating scale.
But unlike most Clark County schools, every student has their own tablet.

Also, the principal has near-complete control over the budget, as long as the school meets the district's criteria for academic achievement. That's similar to what's being done in Clark County, though at this point Orange County principals appear to have more spending flexibility. That required additional budgeting training for principals, Jara said.

At Colonial, for example, Martinez responded to parent and student feedback by cutting a couple coaching positions and using that money to cover fees for band and orchestra programs. There's money available for dry-cleaning uniforms, for example.

A better example came from Colonial's enrollment of roughly 200 Puerto Rican students who fled to Florida after Hurricanes Irma and Maria decimated their homeland.

AMERICAN OVERSIGHT

“We knew right away we needed a system in place,” Jara recalled, sipping from a cup of Dunkin Donuts coffee as he described how Martinez and his team jumped into action to prepare for the influx.

The solution included getting the school’s Latinos in Action club involved.

A spinoff of student government clubs, Latinos in Action operates in a handful of Orange County schools and focuses heavily on mentorship.

Because the system was already in place, Martinez said, it was easier to absorb the newcomers with only minimal disruption to other students.

School turnaround

While the district lets schools like Colonial make such calls, schools that aren’t cutting it academically have less autonomy.

Washington Shores Elementary School was a dilapidated facility nestled into an old, historically impoverished neighborhood.

Four years ago, the school received an “F” rating and a promise of support from the district. That included a spot in the school transformation office that Jara helped create and replacement of the old building.

Nate Stephens, the principal brought in to lead the transformation, grew up in the neighborhood and serves as the ultimate role model for the children.

“This is the exit from the neighborhood. This is personal for me,” he said.

Part of the transformation involved training teachers on how to talk to students using higher-level vocabulary to set an example, Stephens said. If you hold high expectations, he said, the students can and will meet them.

In the latest state ratings, the school climbed to a “C.”

During the tour of the school, students impressed Jara with their vocabularies. He sat with a kindergarten student who used the word “bacteria” in an essay on ice cream. A third-grade student talked about how physical activity teaches “collaboration.”

“It’s the same kids, the same community, learning at a higher level,” Jara said.

The transformation office is similar to Clark County’s turnaround initiatives but more advanced in some ways. For instance, it has a system to ease schools back to the mainstream once they reach an achievement standard. Over two to three years, the school is weaned off transformation office support, and budgetary control is returned to the principal.

That prevents what some Clark County schools with high-needs students are seeing now when certain state funding measures, like the Zoom and Victory programs, provide extra support only to vanish once student achievement improves.

AMERICAN OVERSIGHT

That's one reason Jara likes systems that focus on and reprioritize existing funds rather than relying on new money.

'Master' principals

Next on Jara's list is Millennia Elementary School, which shares Principal Anne Lynaugh with nearby Millennia Gardens Elementary School, similar to Clark County's "franchise principal" program.

The idea of both programs is to leverage experience and talent, but Jara said he worries about burnout. Both districts also have training programs aimed at nurturing up-and-coming administrative talent.

In Lynaugh's schools, Jara shows a knack for connecting with students, easily slipping into and out of his native Spanish. Jara moved to Miami from Venezuela when he was 10.

"My parents had a vision of the American Dream, and I'm living it," Jara said over a chicken sandwich and Diet Coke, one of three cans consumed during the daylong visit.

Like their Clark County counterparts, Orange County students speak a multitude of languages, which can sometimes pose a problem, said Lynaugh. But with technology in every classroom and the rise of programs like Google Translate, students who aren't yet fluent in English are able to work independently.

Hands-on learning

Next up is Orange Technical College.

Don't let the name deceive you. Students do not earn bachelor's or associate degrees but can pursue a wide range of career certifications.

Funded by the state and run by districts, Florida's technical colleges are similar to vocational schools. They are open to adults and high school students. Adults pay tuition and any required fees, while students generally pay only for supplies or instructional materials.

Five campuses in Orange County offer more than 40 programs, including cosmetology, mechanics, animation and welding. Students spend half their days at their zoned high school and half in their career or technical program.

Jara's son, Alex — second-oldest of his three kids — is an alumnus, collecting a welding certificate two days before his high school graduation.

"This is hands-on learning," the elder Jara said.

The schools defy the notion that vocational schools are somehow lesser. Through partnerships with high-profile companies and up-to-date programs, including modeling simulation design and production, it's remarkable what they can accomplish, Jara said.

For example, combining a standard program like brick masonry with virtual reality technology keeps costs down by letting students practice in a simulation before actually laying bricks.

AMERICAN OVERSIGHT

Closing achievement gaps

The last stop is Hunter's Creek Middle School, which is consistently rated at the highest level by the state. Principal Amy McHale is about to get even more autonomy and flexibility as she tries to narrow the achievement gap between the school's highest- and lowest-performing students.

But again, the district has a system for her to work within. She's allowed to try innovative approaches, mostly involving technology, but must narrow the gap — a goal the Clark County schools also have been pursuing under outgoing Superintendent Pat Skorkowsky — within three years.

Her plans include moving students to two days of block scheduling next year to devote more time to math and "really focus on the gaps," she said.

On to Clark County

Although Jara will be across the country by then, he promised to keep a close eye on Orlando and maintain a close relationship with Orange County Superintendent Barbara Jenkins, whom he called the greatest school superintendent in the country.

That comment came at his last School Board meeting in late May, where he was showered with praise from trustees. He also had the chance to lay out some of his hopes for Clark County.

"I hope to become sister school districts to replicate the work of the talented administrators and phenomenal teachers in Orange County," he said.

Time will tell if culture change can also be exported.

Federal lands law jeopardizes future of Nevada's Mint 400
Michael Scott Davidson
Las Vegas Review Journal
https://www.reviewjournal.com/news/politics-and-government/clark-county/federal-lands-law-jeopardizes-future-of-nevadas-mint-400/

Since its creation 50 years ago, the Mint 400 off-road race has become local legend.

The 120-mile-long desert loop that runs east of Interstate 15 between Las Vegas and Primm is known for its unforgiving difficulty. About half the trucks and dune buggies that start the race are unable to finish.

The event was immortalized in 1972 in journalist Hunter S. Thompson's novel "Fear and Loathing in Las Vegas."

This year's iteration of the event, held in March, drew an estimated 35,000 attendees from around the world and created $40 million in economic impact for the state, according to Josh Martelli, who co-owns the race with his brother, Matt.

"It is our Indy 500," Martelli said.

AMERICAN OVERSIGHT

But the race's future in Southern Nevada is being threatened by federal legislation that would open nearly 39,000 acres of federal land for development, including land south of the Las Vegas Valley. Clark County commissioners are scheduled to vote Tuesday whether to sign a resolution supporting the legislation.

Martelli said the northern half of the Mint 400 course crosses that land. Moving the route would cause the race to lose some of its difficulty and accompanying prestige. And finding a new route would be difficult because of protections for animals such as the desert tortoise.

"This proposal eliminates at least 40 to 50 miles of our racecourse, and we don't really have a lot of good alternatives," he said. "We're essentially being sandwiched between new commercial development and preservation of natural resources."

Martelli said county staffers have assured him they will support preservation of the racecourse through 2023 and help identify an alternative route. But the race organizer said the next best place to hold the race would be near Phoenix.

"That would be a huge economic loss for Clark County and Las Vegas," Martelli said.

The land proposal has also drawn the ire of other off-road organizations.

"Not only will it affect competitive events, (but) it will also affect people that go out and ride on the weekend," said Kenny Thatcher, president of Southern Nevada Off Road Enthusiasts. "There's probably over 300,000 off-highway vehicles in Clark County."

Thatcher said those vehicles are owned by people spending money on gas, car parts and auto repairs. They often stop in Primm for lunch when they go riding.

"Primm Valley stands to lose a lot from it," Thatcher said. "We're blue-collar people. We have disposable income, and this is how we use it. It's a big industry."

At their Tuesday meeting, commissioners also will discuss the formation of a committee focused on preserving local off-road recreation. Additionally, they will decide whether to sign an agreement with Nellis Air Force Base that would give the county ownership of almost one-tenth of the 10,000 acre Nellis Dunes off-road recreation area north of Las Vegas

Martelli said he views the committee idea as an olive branch from the County Commission to the off-road community, but both he and Thatcher remain wary of what effect such a committee could have.

Regardless, Thatcher said he hopes to bring at least 300 people to the commission meeting to oppose the lands bill.

"If they think they're going to send everyone out to the Nellis Dunes, you can't put 300,000 people in 10,000 acres. It's not going to work," Thatcher said. "We'll have to go outside of Clark County to do anything."

Resolution up for approval

AMERICAN OVERSIGHT

Clark County Commission is slated to vote Tuesday on a resolution seeking federal legislation to open almost 39,000 acres of public land for development and set aside more than 370,000 acres of new wilderness and protected areas for the desert tortoise and other threatened species.

The four-page resolution outlines 15 separate transactions, including a 41,000-acre expansion of the Moapa River Indian Reservation, several new or expanded wilderness areas totaling almost 83,000 acres and nine areas of "critical environmental concern" totaling almost 293,000 acres.

The document and related maps are available for review on the county's website at https://bit.ly/2JHlh1d.

County officials gave the general public its first look at the proposal during a June 5 open house, then accepted written input for a week.

Those wishing to provide further input will have to do so during public comment Tuesday.

The commission meeting is slated to start at 9 a.m. The resolution is item No. 97 on the agenda.

Many Nevada drivers to pay more for minimum liability coverage
Art Marroquin
Las Vegas Review Journal
https://www.reviewjournal.com/news/news-columns/road-warrior/many-nevada-drivers-to-pay-more-for-minimum-liability-coverage/

Nevada drivers might want to double-check their insurance, because changes are coming in about two weeks.

The threshold for minimum liability coverage goes up July 1 under a law approved during last year's legislative session.

New minimums require motorists to carry $25,000 per person for bodily injury, $50,000 per accident, plus $20,000 for property damage coverage per accident, officials with the Nevada Department of Motor Vehicles said.

That's a significant jump from the current requirement of $15,000, $30,000 and $10,000, respectively — currently ranked as the second-lowest in the United States, DMV officials said.

"The costs of medical care and automobile repairs have gone up significantly," Nevada DMV Director Terri Albertson said. "The cost of a crash can easily exceed these older minimums."

About 32 percent of Nevada's 2.3 million licensed drivers carried the minimum coverage as of last year, including the Road Warrior.

Most drivers were notified about the need for increased coverage during their most recent policy renewals. And like many of you, the Road Warrior made the required adjustments to his policy last month.

Depending on your driving record and insurance company, the change in rates could range from $10 to $50. Insurance companies will no longer be allowed to write the lower limits; those that do could be sanctioned, DMV spokesman Kevin Malone said.

AMERICAN OVERSIGHT

Scofflaw drivers failing to purchase auto liability insurance at the new minimum limits could be cited and fined and have their vehicle registration canceled until the appropriate coverage is purchased, according to the Nevada Division of Insurance website.

Local leaders meet with Nevada politicians on development goals
Bailey Schulz
Las Vegas Review Journal
https://www.reviewjournal.com/business/local-leaders-meet-with-nevada-politicians-on-development-goals/

A group of 25 business and community leaders from the Las Vegas Global Economic Alliance and local chambers met with congressional delegations and agencies this week in Washington, D.C., to discuss policy issues affecting Southern Nevada.

The Federal Forum, held Tuesday and Wednesday, discussed big-picture issues including the impact of Yucca Mountain on economic development and tourism, I-11's development and the future of the autonomous vehicle industry in Las Vegas.

The alliance is a private-public partnership that works with the Governor's Office of Economic Development and other state partners to recruit new businesses to the state and to expand existing businesses that export at least half of their goods or services outside of Nevada. It achieves its mission largely by preparing companies to be approved for state tax abatements.

Ray Specht, who chairs the LVGEA's policy committee, said the forum touched on how to keep expanding the local economy when it already is seeing growth in areas such as employment and population.

"One of the things we talked about is how now is not the time to take the foot off the gas pedal," Specht said. "What do we do to make LGVEA the most competitive regional development authority?"

Lisette Partelow, the director of K-12 strategic initiatives at the Center for American Progress, a think tank in Washington, spoke about education policy at one of the forum's sessions. She said the group had an insightful discussion on short- and long-term goals on how to improve teacher recruitment and retainment. Suggestions included improving salaries and requiring higher degrees for certain positions.

The forum was also meant to help strengthen relationships between the LVGEA and delegation.

"Our entire delegation has been very open and willing to work with us," alliance CEO and President Jonas Peterson said.

Peterson said the access to state politicians will help to accomplish the group's priorities.

"There's a clear sense of where we want to go and what we want these policy programs to look like."

Vaping industry credits economy, lower taxes for its migration to Las Vegas
Vegas INC
https://vegasinc.lasvegassun.com/business/2018/jun/18/vaping-industry-credits-economy-lower-taxes-for-it/

AMERICAN OVERSIGHT

When they were first mass produced, e-cigarettes and vaping products formed an industry widely considered to be a dud in the United States. Popularized in China in the early 2000s, they launched with little fanfare in the U.S. past decade as a less harmful alternative to tobacco.

But in recent years, the battery-powered vaporizer industry has taken off. It was worth $10 billion in 2017, and market research estimates it will reach $34 billion by 2021, $46 billion by 2023 and $64 billion by 2025.

As neighboring states have thrown in massive taxes and regulations to combat large vaping corporations from growing too much, many companies are moving to Las Vegas.

"This city gives people a well-rounded life, and from a traffic perspective, everybody's time is being used more efficiently," says Billy Wilson, CEO of online retail and wholesale supplier E-Cig Distributors. "It's great for business because it's easy to convince clients to come to Las Vegas for meetings and conventions. You don't have to twist too many arms."

Wilson's company, which distributes almost 10 million e-cig products around the world each year, is one of more than a dozen vaping mega-companies to move from California and Washington to the Las Vegas Valley as regulations and future proposed laws have hampered the industry in those states, starting in 2016. While each company's reasons for moving here vary, interviewed CEOs cited California's Prop 56—which increased consumer taxes on tobacco and vaping products by almost 230 percent starting in 2017—and Washington's House Bill 2165, which proposes to hike up such taxes by more than 60 percent, as contributing factors for their migration to the Valley.

After moving five times around Orange County from 2012 to 2017, Wilson convinced 28 of E-Cig Distributors' then-40 employees to join him in a full-scale move to Las Vegas last March. Operating here for more than a year, Wilson says his company is thriving more than ever in a state that's "much more open to business." He credited local and state economic departments for helping ECD make a "relatively seamless" move.

"We had 45 days to identify a building, pack everybody up and make the move actually happen," he says. "We finally shut down operations in Orange County on a Thursday, and we were open in Las Vegas the next Monday."

Facts and figures about e-cigarettes and vaping products

• Vaping products produce an aerosol by heating a flavored liquid that's inhaled by users into their lungs. The battery-powered products come in varying shapes and sizes and are known as "e-cigs," "mods" and "vape pens" among other nicknames.

• While vaping products save users from tar and other cancer-causing substances found in tobacco and marijuana cigarettes, vape juices can still include harmful chemicals like nicotine, diacetyl and — for weed vapes — THC.

• The vaping industry was worth $10 billion in 2017, and market research estimates it will reach $34 billion by 2021, $46 billion by 2023 and $64 billion by 2025.

• San Francisco-based Juul has 54 percent market share in the industry, and federal officials expect the brand to continue growing among both adults and underage users.

• (Sources: U.S. Centers for Disease Control and Prevention, U.S. Dept. of Health and Human Services, Nielsen)

AMERICAN OVERSIGHT

Jimmy Chen, CEO of Uvaper Wholesale, moved 20 of his 50 employees this year from Kent, Washington, for the chance at a more centrally located distribution headquarters in Las Vegas. Chen, like Wilson, says the move made sense among other reasons because he's able to more easily attract clients to visit Las Vegas than the Pacific Northwest. Chen says he hopes to hire an additional 30 employees at Uvaper's Las Vegas headquarters by the end of the year to keep up with growing business.

Vape industry employees, like Corben Madden, ECD's chief technology officer, says their dollar also goes much further in the Valley, thanks to lower home and rental rates and no state income tax.

"I save a ton of money on each paycheck and my taxes at the end of the year," he says.

Wilson, Chen and Madden say diversification of the Valley's economy also was an attractive draw. Traditionally known as a city for gambling and entertainment, the addition of professional sports teams and modern businesses such as Amazon, Postmates, Soothe and others give Las Vegas the feel of a "well-established West Coast city," Madden says.

But while Nevada has taken a business-friendly approach to the vape industry, federal officials warn a growing number of young users may eventually lead the state to implement tax hikes similar to those in California and Washington. Of the estimated 10 to 12 million vape users in the United States, more than 2 million are underage, according to figures from the U.S. Center of Disease Control.

San Francisco-based brand Juul last month achieved 54 percent of the vape market share, according to statistics from Nielsen, thanks in part to viral videos of its users experimenting with the products on social media. Under heavy pressure, the vape giant declared its support to raise the minimum purchase age for vaping products from 18 to 21 years old and contributed $30 million to research and prevention of underage use of its products.

"Our company's mission is to eliminate cigarettes and help the more than 1 billion smokers worldwide switch to a better alternative," says Juul Labs CEO Kevin Burns. "At the same time, we are committed to deterring young people, as well as adults who do not currently smoke, from using our products."

Brian King, who oversees the CDC's Office on Smoking and Health, called the growing youth e-cigarette usage statistics "concerning," adding that almost 60 percent of Americans who vape are also tobacco users. Despite industry marketing claims that e-cigarette products can help people stop smoking tobacco, King says evidence on vape products as healthy alternatives to traditional cigarettes is "not conclusive." Vaping products have not been proven to help tobacco users quit, either.

"There are some people successfully quitting tobacco with e-cigarettes, but the majority of users are not," King says. "We know e-cigarettes are safer than combustible cigarettes, but that doesn't mean they're safe. The science on the issue is still really mixed."

Group focuses on bringing Super Bowl, Final Four to Las Vegas
Richard N. Velotta
Las Vegas Review Journal
https://www.reviewjournal.com/business/tourism/group-focuses-on-bringing-super-bowl-final-four-to-las-vegas/

In the end, a newly appointed committee charged with attracting major sporting events to Southern Nevada might need seed money most.

The 19-member Southern Nevada Sporting Event Committee gathered for the first time Friday to begin strategizing about the best ways to attract and finance bids for events like the Super Bowl, the NFL draft, and the NCAA's Final Four and Frozen Four.

Rossi Ralenkotter, CEO of the Las Vegas Convention and Visitors Authority, noted that the goal of putting more "heads in beds" with high-profile sports events may be more challenging than it looks, because schedulers will have to avoid bringing in large crowds when big conventions are already in town. He also noted that preparing a competitive bid takes financial resources, so part of the solution could be determining a funding source.

Chaired by Paul Anderson, the committee includes six Nevada Resorts Association members and representatives of the Vegas Golden Knights and the Oakland Raiders.
Some members with venues already in place are already attracting events, including Boyd Gaming's Orleans Arena and MGM Resorts International's T-Mobile Arena, MGM Grand Garden and Mandalay Bay Events Center. By 2020, the new 65,000-seat Las Vegas stadium will be available.

This year the Las Vegas Motor Speedway joins the list of facilities hosting two annual NASCAR weekends.

The South Point has not only one of the best equestrian arenas in the region, but also one of the top bowling centers.

The committee is expected to meet four or five more times before delivering a report to Gov. Brian Sandoval and the Nevada Legislature by Dec. 31.

Members will likely discuss whether a separate sports commission should be formed and the best way for Southern Nevada's sports venues to coordinate efforts to draw high-profile events to the city.

One of the reasons the committee plans to deliver a report by the end of the year is so that it could approach the Legislature for seed money to get started.

Committee members agreed that they want to hear background reports from the LVCVA and Las Vegas Events about how they bring events to Southern Nevada.

A familiar organization will handle staffing responsibilities for the new committee. Brian Gordon, a principal with Las Vegas-based Applied Analysis, has been contracted to provide staffing support for the group. Gordon's associate, Jeremy Aguero, has a similar function with the Las Vegas Stadium Authority.

Gordon said Friday that he would soon set up a website for the committee to provide information for its public meetings.

The next committee meeting hasn't been scheduled, but it is expected to be sometime from July 9-16.

Committee members

-Chairman Paul Anderson, executive director, Governor's Office of Economic Development.

AMERICAN OVERSIGHT

-Andy Abboud, senior vice president, Las Vegas Sands Corp.

-Marc Badain, president, Oakland Raiders.

-Michael Britt, vice president, Government Relations, Red Rock Resorts.

-Carolyn Goodman, mayor of Las Vegas.

-Dallas Haun, chairman, Nevada State Bank.

-John Hill, public relations and advertising representative, Palm Mortuary.

-Steve Hill, chairman, Las Vegas Stadium Authority.

-John Maddox, vice president, Government Relations and Development, Caesars Entertainment Corp.

-John McManus, executive vice president, MGM Resorts International.

-Bill Noonan, senior vice president, Industry and Government Affairs, Boyd Gaming Corp.

-Rossi Ralenkotter, CEO, Las Vegas Convention and Visitors Authority.

-Thom Reilly, chancellor, Nevada System of Higher Education.

-Peter Sadowski, executive vice president, Vegas Golden Knights.

-Mary Beth Sewald, president and CEO, Las Vegas Metro Chamber of Commerce.

-Scott Sibella, chairman of the board, Las Vegas Events.

-Kim Sinatra, executive vice president, general counsel, Wynn Resorts Ltd.

-Steve Sisolak, chairman, Clark County Commission.

-Steve Stallworth, general manager, Arena & Equestrian Center, South Point.

Gov. Brian Sandoval also appointed four non-voting Technical Advisory Committee members: Scott Adams, City of Las Vegas city manager; Clark County Manager Yolanda King; Regional Transportation Commission of Southern Nevada General Manager Tina Quigley; and Clark County Department of Aviation Director Rosemary Vassiliadis.

Heller announces $12 million for Tahoe Restoration Act
Nevada Appeal
https://www.nevadaappeal.com/news/government/heller-announces-12-million-for-tahoe-restoration-act/

Sen. Dean Heller, R-Nev., on Friday announced there will be $12 million in federal funding for fire detection cameras and the battle against invasive species.

AMERICAN OVERSIGHT

Heller said earlier this month he urged the Department of Agriculture and Forest Service to fund and support wildfire prevention and detection efforts. He said Friday there's $6 million in the budget to support innovative wildfire projects including modernizing aviation, radio and evacuation infrastructure. He said the act also contains $2 million specifically to support efforts such as AlertTahoe, a camera system to help detect widlfires in the basin much earlier than other methods.

It also calls on the forest service to work with UNR on wildfire risk mapping.

In addition, he said there's $6 million in the appropriations bill to combat invasive species at the lake.

Nevada DMV makes it easier to change gender on licenses
Associated Press
https://elkodaily.com/news/state-and-regional/nevada-dmv-makes-it-easier-to-change-gender-on-licenses/article_234e65d4-cd43-58b1-9f75-3ea79a1f756d.html#tracking-source=home-top-story

LAS VEGAS (AP) — A doctor's approval is no longer required to change the listed gender on a driver's license or identification card at Nevada's Department of Motor Vehicles, which is working on adding a new option for those who don't identify as male or female.

The previous policy added further costs and stress for trans and gender-nonconforming people, said Jane Heenan, Gender Justice Nevada's clinical director. Heenan recalls one person who spent money on multiple doctor visits because they could not find a physician who would sign off on the form.

"Driver licenses no longer require any kind of external permission or affirmation from medical professionals of any kind," Heenan said. "It reduces the complexities of this process, which are already very complex for people seeking to make these changes. Lifting that burden is significant."

An updated driver's license costs $9.25 and a new ID card is $8.25, according to the DMV.

The change is similar to a move by the Nevada Department of Health and Human Services, which changed its rules in 2016 to allow people to update the gender on their birth certificate using a self-declaration process, The Las Vegas Sun reported Thursday.

"Requiring medical certification of gender identity is an outdated practice," said Kevin Malone, a DMV spokesman.

The DMV has not said when a third option for people who don't identify as male or female will be added.

"We are planning to add a nonbinary gender marker," Malone said. "However, this requires computer system programming and extensive testing with law enforcement and other stakeholders to ensure they receive the proper information."

Nevada prison officials struggle with doctors who refuse to treat inmates
Michelle Rindels
The Nevada Independent
https://thenevadaindependent.com/article/nevada-prison-officials-struggle-with-doctors-who-refuse-to-treat-inmates

Nevada prison officials say they sometimes have to take inmates through the back door or bring them before or after normal business hours for non-emergency medical care because off-site doctors are reluctant to treat them, if they treat them at all.

The hesitance to offer medical care to incarcerated people is one of the reasons cited by a new audit as to why prisons are sometimes resorting to more expensive out-of-network medical providers. Officials say there's not much they can do to compel in-network providers to see an inmate.

"There is no statutory requirement that they would be forced to provide services to everyone that subscribes to their network," said John Borrowman, the deputy director of support services at the Nevada Department of Corrections. "We have no leverage statutory or otherwise to force a provider to see an inmate."

The audit, presented Thursday at the Executive Branch Audit Committee that includes all Nevada constitutional officers, noted that the prisons resorted to out-of-network providers in 16 cases, or about 8 percent of the sample. One example was that the prisons are favoring a single out-of-network urologist in Southern Nevada because that doctor is willing to serve inmates on-site at the remote Ely prison and in conservation camps, so officials also use that physician for off-site appointments.

Borrowman noted that the networks the state buys into for medical care are also used by the general public and other state health groups, such as the Public Employee Benefits Program, and aren't exclusively designed for inmate populations. He said in a future request for proposals, there may be an effort to gauge how many providers in a network will take inmate patients.

Lt. Gov. Mark Hutchison said he hoped the state could use its leverage as a large payer of health services to negotiate

"We ought to have as a very basic requirement that these folks are willing to provide services for the inmates who need them so we don't have to keep going outside the network," he said.

The out-of-network services discussion is part of a larger conversation about how to manage the rising cost of health care in Nevada prisons. In 2017, the department spent $11.7 million on off-site medical expenses alone.

"This has been a concern of mine since I've gotten here," said NDOC Director James Dzurenda. "We have noticed a trend over the years of increasing medical costs and overnight hospital stays."

Auditors' suggestions for keeping costs under control included:

Finding a third party administrator who can do "targeted case management" and ensure inmates staying at a hospital are getting only necessary treatments at the best rates. Oregon has implemented this system and reported saving 20 percent on hospital costs over two years.
Reviewing prison medical payouts to ensure they match with the treatment that was authorized by the department's Utilization Review Committee, which reviews requests for off-site medical care and prioritizes them.

The Indy Explains: Everything you need to know about NV Energy's solar proposal
Riley Snyder and Daniel Rothberg
The Nevada Independent

https://thenevadaindependent.com/article/nv-indy-explains-everything-you-need-to-know-about-nv-energys-solar-proposal

What kind of event could bring together Nevada's governor, lieutenant governor, a congressman, two gubernatorial candidates and dozens of Assembly and state Senate members?

Far down the list of anyone's guess would likely be the unveiling of NV Energy's 2018 Integrated Resource Plan (IRP), a lengthy, data-heavy planning document the utility is required to submit to state regulators every three years detailing how it plans to meet future electric supply and demand.

But members of Nevada's political elite crowded the Springs Preserve last week to hear utility CEO Paul Caudill unveil details of the utility's 2018 IRP, including six proposed agreements to develop six new photovoltaic solar farms throughout the state and several major battery storage projects, doubling the state's renewable energy production by 2023.

The star-studded unveiling, which also includes a contract for potentially the cheapest solar production price in the country, was somewhat unusual for the IRP process, which typically resides in the realm of energy policy wonks and other denizens who follow the normally dry regulatory proceedings.

Unmentioned during the event but clearly present throughout the utility's IRP filing was the specter of Question 3, a proposed constitutional amendment that would end NV Energy's monopoly control of the state's electric market and require the state set up and switch to a competitive retail market by 2023.

NV Energy, which has donated millions of dollars to a PAC opposing the ballot question, states in the IRP application that the expansive planned move toward more renewable generation wouldn't go forward if the ballot measure passes, as the amendment would prohibit the utility from owning generating stations or entering into power purchase contracts with outside firms.

Here's what the IRP process entails, and what the future landscape of Nevada's energy policy could look like over the next three years.

What is an IRP?

Under state law, an electric utility is required to file a "plan to increase its supply of electricity or decrease the demands made on its system by its customers" to the state's Public Utilities Commission every three years, due on June 1.

That broad outline takes the form of a filing consisting of thousands of pages of applications, testimony and appendixes from the utility, a window into how it plans to manage electric demand and procurement of supply over a period stretching out over the next three decades.

From there, the PUC — which consists of three commissioners appointed by the governor — is required to hold hearings and take testimony from any interested parties on the application, and judge it based on several criteria including meeting reliability minimums, the state's renewable portfolio standard and acquiring fuel sources judged on flexibility, diversity and reliability.

After receiving the application, the PUC has 135 days to approve the utility's energy supply plan. This year, that's Oct. 14. The PUC then has 210 days to approve the rest of the plan, which for 2018 falls on Dec. 28, fewer than six weeks before the Legislature convenes.

State lawmakers in 2017 approved a number of changes to the IRP process, including requiring the utility for the first time to file it jointly for its entities serving both Northern and Southern Nevada service territories.

In its 2018 application, NV Energy laid out its broad goals for its future energy supply and demand goals thusly:

"The overarching goal of this 2018 Joint IRP is to meet growth and shrink our exposure to natural gas prices by delivering more low-cost renewable energy to our customers, accelerating our transition to a cleaner energy future with near-term investments by our (power purchase agreements) counterparties to support new Nevada-based renewable energy resources, shoring up our transmission infrastructure, and increasing or investment in energy efficiency programs."

Clean energy and Question 3

Clean energy advocates see this latest IRP as a shift for the utility, which had approached solar and energy storage projects more conservatively in the past. They also see it as the utility adjusting to the times, a reflection of the dramatic drop in solar and battery storage prices over the past few years, even with the recent tariffs on solar panels imposed by the Trump administration.

One of NV Energy's proposed solar projects, Copper Mountain 5, would provide the cheapest solar energy in the country, according to Greentech Media, which is part of a research firm that tracks solar contract prices. That price could increase after the first year, but the other proposals are similarly low priced contracts, said Colin Smith, an analyst at Greentech Media Research.

"These projects are on par with some of the lowest [contract] prices to date," he said.

The IRP could put more pressure on clean energy groups, many of which have stayed neutral on the Energy Choice Initiative, to decide whether they support the ballot measure or the utility's continued regulated monopoly over the state's energy portfolio. Robert Johnston, a senior attorney at Western Resource Advocates, said there is some concern that moving to an energy choice market might slow down progress on building out large-scale solar projects.

Johnston noted that there would likely be several transition years before Nevada has an open energy market. There is concern among some environmental groups, he said, that during the transition period, there will be a halt in the construction of new solar projects.

"We think it will be a long and complicated process," he said. "And the question is: Who is going to be building new renewable projects during this interval where you could really have a cloud of legal and regulatory uncertainty hovering over the state? … What we've seen in Nevada is that developers won't break ground on these projects until they have a long-term buyer under contract who is committed to buying energy out of that project for the next 20 to 25 years."

Under the proposed plan, the state's energy supply plan would rise from 14 percent renewable in 2017 to 32 percent renewable in 2023.

AMERICAN OVERSIGHT

Jon Wellinghoff, a policy advisor for the ballot measure and former chairman of the Federal Energy Regulatory Commission dismissed these concerns. He argued that companies might invest in clean energy even during the transition period before a restructured market goes into effect.

He laid out a few hypotheticals in which that might be possible. A large company that owns several stores in the state, Wal-Mart for instance, could enter into a contract for a solar facility to serve its stores under energy choice. Or, Wellinghoff said, a casino giant such as MGM Resorts International could invest in solar to aggregate and then offer to its large employee base.

If the market is opened, Wellinghoff said, he expects solar and battery storage to be the predominant types of energy procured because of how competitive their pricing has become.

“There’s no question those are the primary things they’re going to invest in,” he said.

The Question 3 factor

NV Energy says in the filing that it will only move forward with all of the proposed solar projects if Question 3 fails in November. If not, the company would be required to sell off all of their power purchase agreements and power plants as part of the dismantling of the monopoly structure.

If the ballot question passes, the utility proposed going forward with only one of the six proposed renewable energy projects — a 300 solar megawatt power purchase agreement with 8minuteenergy at the Eagle Shadow Mountain Solar Farm. Its IRP filing states that doing so will help the utility’s Northern Nevada operations meet the minimum Renewable Portfolio Standard goal.

The utility is also asking for the approval of four major transmission system upgrades to help interconnect the newly planned renewable energy projects, in total worth $22.9 million and that the utility could later recover through an adjustment in rates. If Question 3 is approved by the voters, the utility is asking the PUC to approve only a $550,000 transmission upgrade.

NV Energy executive Shawn Elicegui wrote in testimony filed with the IRP that because the utility would only need to meet the needs of customers through 2023 if the ballot measure passed, it wouldn’t make sense to enter into several long-term solar power contracts that it would then need to turn around and sell almost immediately.

“NV Energy’s focus will shift from long-term, centralizing planning that focuses on energy supply to short-term planning,” Elicegui wrote in the filing. “Adding six long-term obligations, as well as battery storage to a list of assets that needs to be transferred and which add to the obligations backed by the full faith and credit of the State is not necessary to meet customers’ needs through 2023.”

Does NV Energy really need the proposed solar?

The IRP requires the utility to prepare two analyses, one that addresses supply and another that addresses demand. But the two are interconnected. Growing energy demand has typically been used to justify the need for procuring more supply or building more transmission lines.

For utilities across the country, power sales have flattened or increased at smaller rates, even as economies have grown. Part of this has to do with improvements in energy efficiency.

AMERICAN OVERSIGHT
NV-DA-20-0615-A-001347

The same trend is true for NV Energy. In its filing, it forecasts its peak load — the maximum amount of energy required by its customers — to grow at about 0.7 percent in Southern Nevada and dip slightly in Northern Nevada between 2019 and 2029. The forecast is low, the company said, because it factors in the expiration of contracts and an ambitious energy efficiency plan (the IRP proposes cutting sales by more than 1.1 percent through energy efficiency).

Wellinghoff said that even with Valmy plant — the utility's lone remaining coal-fired plant — coming offline in the near future, the utilities commission might punt on NV Energy's plan because the utility could satisfy its customers' needs without new solar farms.

"We'll be well into the transition to energy choice by [the time they need that energy]," he said.

NV Energy argues that even though adding solar will bring more generation to the grid, it will lower costs over time because the utility will be less reliant on purchasing natural gas. Right now, the utility must choose whether to purchase power on the Western wholesale market or purchase natural gas as fuel for those power plants. The six solar energy projects would give the utility more flexibility to avoid those costs, which could fluctuate in the future.

In the filing, NV Energy said the plan would "shrink customers' exposure to natural gas prices."

The utility's plan also called for extending out the planned lifespan for several of its existing power plants until around 2030 largely to provide capacity support during times of peak electric demand, as most of them are in good operating condition.

Valmy retirement

One of the highlights cited by Caudill and others in the presentation of the IRP is moving up the retirement date for one of the units of the Valmy coal-burning generation plants, the utility's lone remaining coal-fired facility in the state.

Long a target for environmental groups, the utility initially planned on operating the rural Humboldt County-based plants through their expected retirement date of 2025, to help meet peak demand during hot summer months and because the utility considered coal to be a more reliable resource than large-scale solar.

The IRP filed by the utility calls for one of the two generating plants (which it co-owns with Idaho Power) to be retired by 2021, with the other staying operational through 2025.

But retirement of the Valmy plant is conditioned on several factors, including:

the PUC approving all three Northern Nevada renewable energy projects and coming into operation before June 2022
no unexpected increases in area electric demand that would create a larger energy load
stable conditions in western energy markets
avoiding increases in transmission area load
the commission approving regulatory asset accounts, which would allow the utility to recover the cost of closing the plant early through changes in rates.

AMERICAN OVERSIGHT

NV-DA-20-0615-A-001348

NV Energy said the conditions, like the approval of three new solar projects, are necessary to maintain a reliable grid in an area that serves Reno and mining customers near Elko.

Uncertainty over the retirement date is due to various unsolved factors in the utility's electric supply mix over the next three years, Elicegui wrote in a filing submitted as part of the IRP, requiring a series of tests to ensure that retiring the plant early wouldn't disrupt the utility's ability to deliver electricity during peak demand times.

"While our current long-term reliability assessment indicates that we should be able to retire North Valmy Unit 1 in 2021 without compromising our fundamental directive – to safely and reliably deliver low-cost energy to customers – we need to confirm those findings with additional analysis as 2021 approaches," Elicegui wrote in the filing.

'Nobody likes' family separation policy, Trump adviser says
Associated Press
https://www.reviewjournal.com/news/nation-and-world/nobody-likes-family-separation-policy-trump-adviser-says/

WASHINGTON — A top White House adviser on Sunday distanced the Trump administration from responsibility for separating migrant children from their parents at the U.S.-Mexico border, even though the administration put in place and could easily end a policy that has led to a spike in cases of split and distraught families.

President Donald Trump has tried to blame Democrats for a situation that has sparked a national debate over his hard-line approach to immigration enforcement.

"Nobody likes" breaking up families and "seeing babies ripped from their mothers' arms," said Kellyanne Conway, a counselor to the president.

Nearly 2,000 children were separated from their families over a six-week period in April and May after Attorney General Jeff Sessions announced a new "zero-tolerance" policy that refers all cases of illegal entry for criminal prosecution. U.S. protocol prohibits detaining children with their parents because the children are not charged with a crime and the parents are.

The administration wants to send a message, said a Republican critic of the policy, "that if you cross the border with children, your children are going to be ripped away from you. That's traumatizing to the children who are innocent victims, and it is contrary to our values in this country."

Maine Sen. Susan Collins added that "we know from years of experience that we need to fix our immigration laws and that using children is not the answer."

Trump plans to meet with House Republicans on Tuesday to discuss pending immigration legislation amid an election-season debate over an issue that helped vault the New York real estate mogul into the Oval Office in 2016. The House is expected to vote this week on a bill pushed by conservatives that may not have enough support to pass, and a compromise measure that the White House has endorsed.

In other developments surrounding the immigration controversy:

— A Republican congressman from Texas who toured a tent-like shelter for hundreds of minors who entered the country illegally said Saturday the facility is a byproduct of a flawed immigration strategy. U.S. Rep. Will

AMERICAN OVERSIGHT

Hurd said the shelter near the Tornillo port of entry in far West Texas will house about 360 boys who are 16 and 17. The teens began arriving Friday, the same day Hurd toured the shelter, he said, noting that they're being moved from other shelters to make way for younger immigrant children taken into custody at the border.

— The intensifying the divide among Republicans over immigration policy is fueling concerns that a voter backlash could cost the GOP control of the House in November. To many conservatives, the compromise immigration proposal released this past week by House Speaker Paul Ryan, R-Wis., is little more than "amnesty." One tea party group described the Republican plan as "the final betrayal." Fox Business host Lou Dobbs, who is close to President Donald Trump, tweeted Friday that Ryan is "trying to open our borders even more and give illegal immigrants the biggest amnesty in American history."

— Scuttling immigration legislation could turn off independent voters, an especially important bloc for House Republicans competing in dozens of districts that Democrat Hillary Clinton won in the 2016 presidential election. "The GOP's in a tough spot," said Republican pollster Frank Luntz. "The hardcore Trump voter has a different point of view than the ever-important independent voter, and there doesn't seem to be a middle ground."

Conway rejected the idea that Trump was using the kids as leverage to force Democrats to negotiate on immigration and his long-promised border wall, even after Trump tweeted Saturday: "Democrats can fix their forced family breakup at the Border by working with Republicans on new legislation, for a change!"

To Rep. Adam Schiff, D-Calif., the administration is "using the grief, the tears, the pain of these kids as mortar to build our wall. And it's an effort to extort a bill to their liking in the Congress."

Schiff said the practice was "deeply unethical" and that Republicans' refusal to criticize Trump represented a "sad degeneration" of the GOP, which he said had become "the party of lies."

Conway, however, put the onus on Democrats, saying if there are serious about overhauling the system, "they'll come together again and try to close these loopholes and get real immigration reform."

Asked whether the president was willing to end the policy, she said: "The president is ready to get meaningful immigration reform across the board."

More directly, Rep. Ben Ray Lujon, D-N.M., said Trump "could pick up the phone and stop it today."

The House proposals face broad opposition from Democrats, and even if a bill does pass, the closely divided Senate seems unlikely to go along.

Rep. Michael McCaul, who helped write the conservative version with Rep. Bob Goodlatte, said he had spoken to Trump on Saturday and that the president "is fully committed to both of these bills. He's put the full weight of his office behind it."

McCaul, R-Texas, said both bills satisfy Trump's main objectives.

AMERICAN OVERSIGHT

“Without him coming to Capitol Hill on Tuesday, I don’t think we’d have that sort of maximum pressure, if you will, to get us across the goal line, and I anticipate on Tuesday that he’s going to be the leader he is and we’re going to get something passed out of the House,” said McCaul, R-Texas.

Trump’s former chief strategist said Republicans would face steep consequences for pushing the compromise bill because it provides a path to citizenship for young “Dreamer” immigrants brought to the country illegally as children. Steve Bannon argued that effort risked alienating Trump’s political base and contributing to election losses in November, when Republicans hope to preserve their congressional majorities.

“I strongly recommend that we just wait until 2019, right, to address this,” he said, while defending the administration’s practice of separating parents from children as an example of Trump making good on a key campaign promise.

“We ran on a policy, very simply, stop mass illegal immigration and limit legal immigration, get our sovereignty back, and to help our workers, OK? And so he went to a zero tolerance policy,” Bannon said. “Zero tolerance, it’s a crime to come across illegally, and children get separated,.”

Rep. Beto O’Rourke, D-Texas, said he was working on legislation that would end the practice of family separation.

Speaking from Texas, where he was leading a march to a town where a new tent structure for children recently opened, O’Rourke said “we can do the right thing by this country and for those kids, and not do it at the price of a 2,000-mile, 30-foot-high, $30 billion wall, not doing it at the price of deporting people who are seeking asylum, deporting people in some cases back to certain death, not doing it at the cost of ending family migration, which is the story of this country.”

The situation now is “inhumane” and “un-American,” he said. The blame, he said, rests “on all of us, not just the Trump administration.”

Conway and Schiff appeared on NBC’s “Meet the Press,” Collins was on CBS’ “Face the Nation,” Lujan and Bannon spoke on ABC’s “This Week,” O’Rourke was interviewed on CNN’s “State of the Union” and McCaul was on Fox’s “Sunday Morning Futures.”

Mary-Sarah Kinner
Communications Director
Governor Brian Sandoval
mkinner@gov.nv.gov

AMERICAN OVERSIGHT

NV-DA-20-0615-A-001351

Stephanie M. Klapstein

From: KSchnog@business.nv.gov
Sent: Tuesday, November 06, 2018 8:15 PM
To: Joselyn.Cousins@sf.frb.org
Subject: FW: Opportunity Zone Conference

Hi,

Please add Mike Ballard and his O-Fund, Sixty-West Funds under the Tank session he has a local fund. If possible please let me know when it is online because he is ... anxious to know.

Also I apologize because it will take me a little bit to get the bios and photos and logos to you. I am traveling and realize they are on my computer. But I can pull them together through the original emails hopefully I will get them to you no later than tomorrow.

Thanks!

Karen Schnog
Management Analyst
Department of Business & Industry
Office of Business Finance and Planning
3300 W. Sahara Ave., Suite 250
Las Vegas, NV. 89101
Phone: (702) 486-3755
Twitter: @NVBizAdvocate
Web: www.business.nv.gov<http://www.business.nv.gov/>

_____

From: Mike Ballard [mballard@sixty-west.com]
Sent: Tuesday, November 6, 2018 6:30 PM
To: Derek Armstrong
Cc: Karen Schnog
Subject: Re: Opportunity Zone Conference

Karen:

A few weeks ago right after Derek sent this information, we completed all the forms. I have attached it for your reference. We are excited to participate.

We have a pretty good list for Nevada and are comfortable we could draw numerous attendees to the event. However, we are reluctant to do an emailing until you can get our name on the site. We noticed that we aren't on the agenda<https://www.frbsf.org/community-development/files/understanding-opportunity-zones-in-nevada-agenda.pdf> yet. How long until you have that updated?

Best Regards,

Mike

Mike Ballard
Sixty-West Funds

AMERICAN OVERSIGHT

mballard@sixty-west.com<mailto:mballard@sixty-west.com>

Visit us on the web at www.sixtywestfunds.com<http://www.sixtywestfunds.com>.

This transmission, including all attachments, is confidential and may contain information that is privileged. You are hereby notified that any dissemination, distribution, or copying of this communication in whole or in part is strictly prohibited. If you are not the intended recipient please notify sender immediately by return e-mail and delete from your system immediately.

On Oct 24, 2018, at 9:39 AM, Derek Armstrong <darmstrong@diversifynevada.com<mailto:darmstrong@diversifynevada.com>> wrote:

Mike,

Here is the draft agenda and the sponsorship form. Additionally, I am including Karen Schnog Business and Industry who is doing a lot of the heavy lifting to put on the conference.

Derek Armstrong
Deputy Director
Nevada Governor's Office of Economic Development
555 E. Washington Ave., Suite 5400, Las Vegas, NV 89101
Main: (702) 486-2700
Office: (702) 486-2709
Cell: (702) 769-2836
darmstrong@diversifynevada.com<mailto:darmstrong@diversifynevada.com>
www.diversifynevada.com<http://www.diversifynevada.com/>

<image001.png>

From: Mike Ballard <mballard@sixty-west.com<mailto:mballard@sixty-west.com>>
Sent: Monday, October 22, 2018 5:10 PM
To: Derek Armstrong <darmstrong@diversifynevada.com<mailto:darmstrong@diversifynevada.com>>
Subject: Re: Opportunity Zone Conference

Call me when you get a chance please.

Best Regards,

Mike

Mike Ballard
Sixty-West Funds
mballard@sixty-west.com<mailto:mballard@sixty-west.com>

This transmission, including all attachments, is confidential and may contain information that is privileged. You are hereby notified that any dissemination, distribution, or copying of this communication in whole or in part is strictly prohibited. If you are not the intended recipient please notify sender immediately by return e-mail and delete from your system immediately.

AMERICAN OVERSIGHT

On Oct 18, 2018, at 1:12 PM, Derek Armstrong <darmstrong@diversifynevada.com<mailto:darmstrong@diversifynevada.com>> wrote:

Yes and Yes. Let me connect with you tomorrow and I'll get you additional information.

From: Mike Ballard <mballard@sixty-west.com<mailto:mballard@sixty-west.com>>
Sent: Thursday, October 18, 2018 11:56 AM
To: Derek Armstrong <darmstrong@diversifynevada.com<mailto:darmstrong@diversifynevada.com>>
Subject: Re: Opportunity Zone Conference

Is there more info n the internet somewhere? Could I speak or be on a panel? Could we sponsor?

Best Regards,

Mike

Mike Ballard
Sixty-West Funds
mballard@sixty-west.com<mailto:mballard@sixty-west.com>

This transmission, including all attachments, is confidential and may contain information that is privileged. You are hereby notified that any dissemination, distribution, or copying of this communication in whole or in part is strictly prohibited. If you are not the intended recipient please notify sender immediately by return e-mail and delete from your system immediately.

On Oct 18, 2018, at 1:51 PM, Derek Armstrong <darmstrong@diversifynevada.com<mailto:darmstrong@diversifynevada.com>> wrote:

Mike,

Here is the link to register. https://www.eventbrite.com/e/understanding-opportunity-zones-in-nevada-registration-51345732468

We will have a panel in which projects can pitch funds. We're working on a screening mechanism now to make sure the pitches will be legitimate.

Additionally, they'll be a session for each of the local jurisdictions to discuss projects in their areas.

Derek Armstrong
Deputy Director
Nevada Governor's Office of Economic Development
555 E. Washington Ave., Suite 5400, Las Vegas, NV 89101
Main: (702) 486-2700
Office: (702) 486-2709
Cell: (702) 769-2836
darmstrong@diversifynevada.com<mailto:darmstrong@diversifynevada.com>
www.diversifynevada.com<http://www.diversifynevada.com/>

<image001.png>

AMERICAN OVERSIGHT

From: Mike Ballard <mballard@sixty-west.com<mailto:mballard@sixty-west.com>>
Sent: Thursday, October 18, 2018 11:33 AM
To: Derek Armstrong <darmstrong@diversifynevada.com<mailto:darmstrong@diversifynevada.com>>
Subject: Re: Opportunity Zone Conference

Derek:

I just heard you are hosting an Opportunity Zone Conference in November. I have put together a $200 million fund and think that a Vegas based Opportunity Zone fund should be involved.

How do I get involved or get on the program? Could you send me more info?

Best Regards,

Mike

Mike Ballard
Sixty-West Funds
mballard@sixty-west.com<mailto:mballard@sixty-west.com>

This transmission, including all attachments, is confidential and may contain information that is privileged. You are hereby notified that any dissemination, distribution, or copying of this communication in whole or in part is strictly prohibited. If you are not the intended recipient please notify sender immediately by return e-mail and delete from your system immediately.

On May 4, 2018, at 2:55 PM, Derek Armstrong
<darmstrong@diversifynevada.com<mailto:darmstrong@diversifynevada.com>> wrote:

Mike,

I do believe there is a strong case to make for designating the Moulin Rouge census tract as an Opportunity Zone. However, Nevada was only able to nominate 61 of over 240 low-income census tracts across the state.

I've attached what the City of Las Vegas sent to us as their priority list. The Bonanza Corridor/ Moulin Rouge was their #10th priority area. We used a combination of local priorities, known investment, and national social need and investment indexes to formulate a model for choosing 61 tracts. Unfortunately, using that model that census tract did not make the top 61. There was absolutely no intention to purposefully leave the census tract from our list.

If there is a chance to re-examine the Opportunity Zone designations in the future I will make sure to incorporate your input.

Respectfully,

Derek Armstrong
Deputy Director
Nevada Governor's Office of Economic Development

AMERICAN OVERSIGHT

555 E. Washington Ave., Suite 5400, Las Vegas, NV 89101
Main: (702) 486-2700
Office: (702) 486-2709
Cell: (702) 769-2836
darmstrong@diversifynevada.com<mailto:darmstrong@diversifynevada.com>
www.diversifynevada.com<http://www.diversifynevada.com/>

-----Original Message-----
From: Mike Ballard [mailto:mike@ballardconsulting.net]
Sent: Thursday, May 03, 2018 4:22 PM
To: Derek Armstrong <darmstrong@diversifynevada.com<mailto:darmstrong@diversifynevada.com>>
Cc: Mark A. Hutchison <mah@hutchlegal.com<mailto:mah@hutchlegal.com>>; John Edmond <nucleusinvestments@pabsmgmt.com<mailto:nucleusinvestments@pabsmgmt.com>>
Subject: Re: Opportunity Zone - Moulin Rouge Site

Derek:

Now that you have nominated the sites, is there another comment period?

The state appears to have purposely left off one of the most important tracts for the historic African-American community, the Moulin Rouge site. The short but vibrant life of the Moulin Rouge helped the Civil Rights Movement in Las Vegas. The hotel was also the spark needed to bring an end to segregation on the Strip.

In all my discussions, the Moulin Rouge site was a high priority for inclusion by the City of Las Vegas. They are even surprised by the selection.

Why would the governor not include this site which is historic and in much need of redevelopment?

The property just fell out of escrow again on April 1. This is the most recent of many failed redevelopment tries on this property. That would be a disaster. This current owner of the property have been trying to sell it for ten years. They have had many deposits returned and or lost in that time period. Seems to me that site is a perfect candidate for redevelopment and inclusion in an opportunity zone to finally make something happen.

Consider that Bonanza Village was included and there is no need for that, it is all single family housing on large lots. Bonanza Village is the most expensive/valuable single family housing in the West-Las Vegas area. That would be very difficult for redevelopment.

Or why is the NLV Airport included? The airport is owned by the County so why give the airport this tax benefit, which pays no taxes.

It doesn't make sense. I think some folks may soon raise a stink if this isn't corrected soon.

I believe the Governor would like to include this site if he knew more of the historic background and its meaning to the African-American community. Hopefully you and he agree.

Best regards,

AMERICAN OVERSIGHT

Mike

On Apr 23, 2018, at 8:50 AM, Derek Armstrong <darmstrong@diversifynevada.com<mailto:darmstrong@diversifynevada.com>> wrote:

Mike,

The list of tracts have been submitted. There is a list along with some preliminary maps on our website. They can be found here.http://diversifynevada.com/programs-resources/opportunity-zones

Derek Armstrong
Deputy Director
Nevada Governor's Office of Economic Development
555 E. Washington Ave., Suite 5400, Las Vegas, NV 89101
Main: (702) 486-2700
Office: (702) 486-2709
Cell: (702) 769-2836
darmstrong@diversifynevada.com<mailto:darmstrong@diversifynevada.com>
www.diversifynevada.com<http://www.diversifynevada.com/>

<City of Las Vegas.pdf>

<SPONSORHIP COMMITTEMNT (003).docx><OZ Conference Agenda Understanding Opportunity Zones in Nevada (4ks) (003).docx>

AMERICAN OVERSIGHT

Stephanie M. Klapstein

From: Andrew Clinger <aclinger@gov.nv.gov>
Sent: Thursday, April 19, 2018 2:47 PM
To: Cory Hunt
Subject: FW: Opportunity Zone Designation - West Wendover
Attachments: GOED Opportunity Zone Designation 4-19-2018.pdf

Andrew Clinger
Senior Advisor
Office of Governor Brian Sandoval
101 North Carson Street
Carson City, NV 89701
T: 775-684-5670|D: 775-684-5667|F: 775-684-5683|E: aclinger@gov.nv.gov

---

From: Pam Robinson
Sent: Thursday, April 19, 2018 10:31 AM
To: Michael J. Willden <mwillden@gov.nv.gov>; Andrew Clinger <aclinger@gov.nv.gov>
Subject: FW: Opportunity Zone Designation - West Wendover

Forgot to include the attachment.

Pam Robinson
Policy Director
Governor Brian Sandoval

From: Chris Melville [mailto:cmelville@westwendovercity.com]
Sent: Thursday, April 19, 2018 10:15 AM
To: Pam Robinson <probinson@gov.nv.gov>
Subject: Opportunity Zone Designation - West Wendover

Hi Pam,

First, let me thank you for your help in getting a new Welcome to Nevada sign here on Interstate 80 at the Utah/Nevada border. The new sign which went up roughly 6 months or so ago, was overdue and, looks great. Thank you!

Second, have attached a copy for Governor Sandoval a letter that has been sent to GOED concerning the process of selecting Opportunity Zone areas. West Wendover would like due consideration of that designation believing that it could definitely help us in attracting business and other investments.

I appreciate if you could pass the letter on to Governor Sandoval.

And yes... Amtrak is still on our dream board. With the loss of Greyhound service recently, we now have no public transportation access to the national transportation system. Solutions are never easy, especially in our case... :)

AMERICAN OVERSIGHT

Hope all is well with you, please make sure to stop in and say hello if you are in the area, would be nice to see you again.

Chris

--

CHRIS J. MELVILLE

CITY MANAGER

Office: (775) 664-3081

www.westwendovercity.com

PO Box 2825 – 1111 N. Gene L. Jones Way

West Wendover, NV 89883



"An Equal Opportunity Provider"

AMERICAN OVERSIGHT

CITY OF WEST WENDOVER

P.O. Box 2825 • 1111 N. Gene L. Jones Way • West Wendover, NV 89883
Office (775) 664-3081 Fax (775) 664-3720

April 19, 2018

Nevada Governor's Office of Economic Development
808 West Nye Lane
Carson City, NV 89703

Subject: Opportunity Zone Eligibility - West Wendover, Nevada Census Tract 9515.00

Dear GOED Administration/Staff:

The City of West Wendover would like to respond to Governor Sandoval's request for Opportunity Zone eligibility comments by submitting the City of West Wendover, located with Census Tract 9515.00, for your consideration.

Though a vibrant community in its own right, the City of West Wendover does rely heavily on Nevada Tourism and the Nevada Gaming industry for its existence given other larger diversification businesses that are common to Elko County, including agriculture and mining, are largely located well outside the community. As a result of this unique reliance on tourism, West Wendover's development in the past has been subject to boom/bust cycles often associated with a reliance on such a single large industry.

Additionally, with Nevada Gaming comes a reliance on a population demographic that includes a significantly large low-moderate income population given its service basis in the economy. This results in overall lower wages and lower wage growth over time especially when such a demographic is as large as West Wendover's being well over 60% of the population. This exacerbates the ability of West Wendover to effectively promote and create business investments at various levels given this type of demographic results in lower household and median incomes adversely affecting the decisions of those considering making investments in the community; whether that is industrial development, general commercial enterprises and/or housing developments. In all the consequence is generally a negative one.

Though this condition is a certain challenge, West Wendover has been earnest in its efforts through the past several decades to progress above that challenge. With our current business and community partners including NNRDA we have the following projects in the works will would have an expected multi-million dollar investment impact on the community:

- Bomarc Development Residential Projects
  - Apartment Complex Construction, 8 Acres, 40 units, $15-20 million; 1-2 year completion.
  - Residential Housing, 3 in progress, 6-10 planned, $270,000/ unit; 1-2 year completion.

AMERICAN OVERSIGHT

- Bomarc Development Commercial Projects
  - Retail multi-business complex, $7 million total, partially complete $2 million to finish; final completion by end of 2018.
  - Potential purchase and remodel of 4,000 to 5,000 square feet. Facility for commercial retail complex; 1-2 years.

- The Cannon Group and Richard Burella Group Residential Project
  - Single Family homes
  - Town-home projects

- Rusty Palm Renovation and Convenience Store / Truck Stop at Exit 410; $5-6 million; 5 year completion.

- Peppermill Resort & Casino: Interior & exterior renovation, $7.5 million recently completed, $2 million projected within next year, $15 million in further renovations over next 5 years.

- Rainbow Casino and Hotel: Lighting and resurfacing of lot, $1.5 million to be completed by the end of 2018, exterior renovation includes $6.5 million to be completed by the end of 2018. Further interior and exterior renovation, $10-13 million to be completed within next 5 years.

- Montego Bay: Lighting and resurfacing of lot, $1 million to be completed by the end of 2018, further interior and exterior renovation, $1-3 million to be completed within next 5 years.

Finally, though the City has been pro-active with its own public investments in infrastructure in a long term effort to create a solid foundation from which private investments can build upon, the possibility of our community being given an Opportunity Zone designation would potentially enhance the ability to attract desirable business investments for the community. In all honesty, the City of West Wendover could greatly use any assistance that GOED at any level can help provide.

If you have any questions, please feel free to contact me.

Sincerely,

Chris J. Melville, C.P.O.
City Manager

cc: Governor Brian Sandoval

AMERICAN OVERSIGHT

Stephanie M. Klapstein

From: Derek Armstrong <darmstrong@diversifynevada.com>
Sent: Thursday, June 14, 2018 1:32 PM
To: Mary-Sarah Kinner; Andrew Clinger
Subject: FW: Opportunity Zone Designations

Mary-Sarah,

Here is the link you are waiting for.

From: Brian Baluta
Sent: Thursday, June 14, 2018 1:28 PM
To: Derek Armstrong <darmstrong@diversifynevada.com>
Subject: RE: Opportunity Zone Designations

Here's the link on our website:

http://diversifynevada.com/documents/NV_Designated_OZ.pdf

AMERICAN OVERSIGHT

Stephanie M. Klapstein

From: Andrew Clinger <aclinger@gov.nv.gov>
Sent: Thursday, April 19, 2018 4:37 PM
To: Cory Hunt; Derek Armstrong
Subject: FW: Opportunity Zone Nomination Information
Attachments: NV.pdf

FYI

Andrew Clinger
Senior Advisor
Office of Governor Brian Sandoval
101 North Carson Street
Carson City, NV 89701
T: 775-684-5670|D: 775-684-5667|F: 775-684-5683|E: aclinger@gov.nv.gov

---

From: Michael J. Willden
Sent: Thursday, April 19, 2018 3:26 PM
To: Andrew Clinger <aclinger@gov.nv.gov>
Subject: FW: Opportunity Zone Nomination Information

From: Opportunity Zone [mailto:ZoneO@cdfi.treas.gov]
Sent: Thursday, April 19, 2018 11:44 AM
To: Michael J. Willden <mwillden@gov.nv.gov>; 'ryan@nevadadc.org' <ryan@nevadadc.org>
Subject: FW: Opportunity Zone Nomination Information

Resending per request. The attached letter includes the State's Opportunity Zone Unique Code that must be entered in the Nominating Tool. Please let me know if you have any questions.

Jeff Merkowitz
Senior Advisor
Community Development Financial Institutions Fund
U.S. Department of the Treasury
202-653-0329
www.cdfifund.gov

From: Opportunity Zone
Sent: Monday, March 05, 2018 12:24 PM
To: 'ryan@nevadadc.org' <ryan@nevadadc.org>; 'mwillden@gov.nv.gov' <mwillden@gov.nv.gov>
Subject: Opportunity Zone Nomination Information

AMERICAN OVERSIGHT

Attached is a letter informing your governor or chief executive officer as to how they can nominate eligible census tracts for designation as Opportunity Zones. Titles II and V of the concurrent resolution on the budget for fiscal year 2018, signed into law on December 22, 2017, added Subchapter Z—Opportunity Zones to the Internal Revenue Code and provides certain tax benefits for private investment in distressed areas. The authority to implement these sections of the new tax law has been delegated to the Internal Revenue Service (IRS). The Community Development Financial Institutions Fund (CDFI Fund) is supporting the IRS with the Opportunity Zone nomination and designation process.

In order for investors to take advantage of the tax benefits, the law requires governors or chief executive officers of States and possessions to nominate census tracts in their jurisdictions as Opportunity Zones.

To assist in the nomination process, the CDFI Fund has developed a Nomination Tool, which can be used to identify and select eligible census tracts to nominate for designation as Opportunity Zones. The Nomination Tool as well as Nomination Instructions on completing and submitting a nomination, can be found at https://www.cdfifund.gov/Pages/ozonestateresource.aspx.

Jason Boehlert
Program Manager, Legislative and External Affairs
Community Development Financial Institutions (CDFI) Fund
U.S. Department of the Treasury
1801 L Street, NW
Washington, DC 20036
Direct: 202.653.0330
Mobile: 202.549.4994
www.cdfifund.gov

AMERICAN OVERSIGHT

NV-DA-20-0615-A-001364

DEPARTMENT OF THE TREASURY
COMMUNITY DEVELOPMENT FINANCIAL INSTITUTIONS FUND
1500 PENNSYLVANIA AVENUE, NW
WASHINGTON, D.C. 20220

March 5, 2018

The Honorable Brian Sandoval
Governor
State of Nevada
Capitol Building
101 North Carson Street
Carson City, NV 89701

Dear Governor Sandoval:

I am writing to inform you as to how you can nominate eligible census tracts for designation as Opportunity Zones. As noted in a letter sent to you from Assistant Secretary for Tax Policy David J. Kautter dated February 8, 2018, P.L. 115-97, an Act to provide for reconciliation pursuant to titles II and V of the concurrent resolution on the budget for fiscal year 2018 (the "Act"), signed into law on December 22, 2017, added Subchapter Z—Opportunity Zones to the Internal Revenue Code ("Code") and provides certain tax benefits for private investment in distressed areas of Nevada. The authority to implement these sections of the new tax law has been delegated to the Internal Revenue Service (IRS). The Community Development Financial Institutions Fund (CDFI Fund) is supporting the IRS with the Opportunity Zone nomination and designation process.

In order for investors to take advantage of the tax benefits, the law requires governors or chief executive officers (CEOs) of States and possessions to nominate census tracts in their jurisdictions as Opportunity Zones.

To assist you with your nomination, the CDFI Fund has developed a Nomination Tool through which you can identify and select the eligible census tracts in Nevada you wish to nominate for designation as Opportunity Zones. The Nomination Tool as well as Nomination Instructions on completing and submitting your nomination, can be found at https://www.cdfifund.gov/Pages/ozonestateresource.aspx.

To ensure that the information submitted reflects the official nomination of Nevada as authorized by the governor or CEO of Nevada, the CDFI Fund is providing each State with a State Unique Opportunity Zone Code that must be entered in the Information section of the Nomination Tool, per the Nomination Instructions. The State Unique Opportunity Zone Code for Nevada is kffp10283f.

The statute imposes a deadline for the nominations of 90 days from its enactment. Thus governors and chief executive officers have until ***March 21, 2018,*** to submit nominations. A 30-day extension can be requested, as described in Revenue Procedure 2018–16, 2018-9 I.R.B. 383. Instructions on how to request an extension are included in the Nomination Instructions. The statute requires that ***failure to submit timely nominations results in loss of the ability to designate any Opportunity Zones*.**

AMERICAN OVERSIGHT

The census tracts eligible for designation as Opportunity Zones include some of the most distressed areas in the country. If such a community becomes an Opportunity Zone, the resulting tax benefits may attract new investment into the community to create jobs, stimulate growth, and provide hope to the individuals and families living there. I encourage you to consider this opportunity and to make timely nominations.

If you or your staff have any questions, please do not hesitate to contact Jeff Merkowitz at merkowitzj@cdfi.treas.gov or (202) 653-0300.

Sincerely,



Annie Donovan
Director

AMERICAN OVERSIGHT

Stephanie M. Klapstein

From: Cory Hunt <cory.hunt@diversifynevada.com>
Sent: Friday, April 20, 2018 8:57 AM
To: Mary-Sarah Kinner; Andrew Clinger
Subject: Fw: Opportunity Zones

FYI

From: Brian Baluta
Sent: Friday, April 20, 2018 8:51 AM
To: Mary-Sarah Kinner; Derek Armstrong; Cory Hunt; Andrew Clinger
Subject: Re: Opportunity Zones

Looping in rest of team.

On Apr 20, 2018, at 8:34 AM, Brian Baluta <bbaluta@diversifynevada.com> wrote:

> Mary-Sarah, As per the request, here is some verbiage on the methodology for nominating opportunity zones. We're also looking to DETR to run some numbers on the 61 tracts for the release. — BB
>
> To identify the state's 61 priority tracts for Opportunity Zone designations, the Nevada Governor's Office of Economic Development (GOED) and the Nevada Department of Business and Industry solicited input from local governments, regional development authorities, the general public and other interested parties. GOED then utilized indices to measure market traction, social need, and investment opportunity. The methodology incorporates information including:
>
> - % population below poverty
> - % households with rent or mortgages greater than 30% of income
> - % population not in the labor force
> - % of population with less than a high school degree
> - Concentrated income (Gini Index)
> - Commercial lending
> - Multifamily lending
> - Small business lending
> - Socioeconomic change
> - Concentration of jobs
>
> Summary:

AMERICAN OVERSIGHT

The Tax Cuts and Jobs Act of 2017 established an Opportunity Zone tax incentive, which allows taxpayers to defer paying federal tax on capital gains from the sale of property if those gains are invested in Qualified Opportunity Funds that invest 90% of their assets in businesses located or property used in a designated low-income community. Investors receive modest reductions in their eventual tax bill if they maintain their Opportunity Fund investments for at least five and then seven years. Investors that hold capital in those funds for a full ten years also do not have to pay capital gains tax on the appreciation of their Opportunity Zone investments.

Sent from my iPhone

AMERICAN OVERSIGHT

Stephanie M. Klapstein

From: John McLain <john@rci-nv.com>
Sent: Monday, April 30, 2018 8:31 AM
To: BOYD SPRATLING (bspratling75@gmail.com); andrea; Ann Bollinger; Benny Romero(romero2555 @ymail.com); Bill H. ; blister8@yahoo.com; bordenb@unr.edu; bperryman@cabnr.unr.edu; cane1102 @aol.com; Charlie.clements@ars.usda.gov; ChrisCollis Jr; countymanager@churchillcounty.org; Dave Baker; Dick Grosskopf (dick@montanaranches.com); djhunewill@hotmail.com; docrange@gmail.com; Elwood Miller; Fred Fulstone; Gerry Emm; Hank Vogler(needmoresheepco@yahoo.com); harrell@clearpath.org; Jacob Carter; James Linebaugh (linebah@charter.net); Jenny Clemmons (clemmonsj@yahoo.com); John Langford; kluhart@gmail.com; Laurel Marshall(lmarshall4097 @gmail.com); lewis_mendive@yahoo.com; Michael_Lienhard@heller.senate.gov; mikefordtcf@aol.com; Neena Laxalt (nlaxalt@msn.com); painer2@yahoo.com; Pam Robinson; Payne, Bill; Pete Anderson; Pete Goicoechea; Pete Paris(pr_paris@yahoo.com); Rex Cleary (rexalc@msn.com); rjtausch@att.net; rshane@forestry.nv.gov; saulisberry@att.net; Shane, Tracy; Sheila KayAnderson; sswanson@cabnr.unr.edu; stephanie.walker@mail.house.gov; 'Steven Fulstone'; steverobinson@reagan.com; tdyhr@nevadacopper.com; tendoy@aol.com; Thomas R Harris; tnrfransway@icloud.com; Varlin Higbee; VirgilArellano; Weltz, Mark; Wes Henderson
Subject: FW: Public Lands News Bulletin: Roadless exemption for Tongass?; aggressive ANWR leasing
Attachments: PLNBulletinApril30.pdf; 4-25FSroadlessUSDA.pdf

FYI

John McLain

Excellence is the result of caring more than others think is wise, risking more than others think is safe, dreaming more than others think is practical, and expecting more than others think is possible.

Subject: Public Lands News Bulletin: Roadless exemption for Tongass?; aggressive ANWR leasing

PUBLIC LANDS NEWS BULLETIN #7: April 30, 2018

Dear Subscriber:
The attached bulletin from *Public Lands News* newsletter reports on the following:

*** Alaska, USDA discussing Tongass roadless rule exemption**
*** ANWR O&G scoping begins under threat of major lawsuit**

NOTE: This bulletin is a supplement to your regular edition of Public Lands News. It is NOT your regular issue. The next issue will be published May 4.

Note: In addition to the newsletter, attached is a letter from Secretary of Agriculture Sonny Perdue to Alaska in re the possible exemption of the Tongass National Forest from a national forest roadless rule.

———————————————————————————————————————
———————————————————————————————————————

AMERICAN OVERSIGHT

NV-DA-20-0615-A-001369

Public Lands News

Bulletin #7: April 30, 2018

Dear Subscriber:

This bulletin from Public Lands News newsletter reports on the following:

*** Alaska, USDA discussing Tongass roadless rule exemption**
*** ANWR O&G scoping begins under threat of major lawsuit**

NOTE: This bulletin is a supplement to your regular edition of Public Lands News. It is NOT your regular issue. The next issue will be published May 4.

The Editors

FS may – or may not – exempt Tongass from roadless rule

The Department of Agriculture April 25 did not outright promise to act on a State of Alaska's request to write a new regulation exempting the Tongass National Forest from a 2001 roadless area rule.

But Secretary of Agriculture Sonny Perdue did agree to examine the petition. "We look forward to working with you in the future to explore and discuss the petition and the options to address application of the 2001 Roadless Rule on the Tongass National Forest," he wrote the state in a letter obtained by *PLN.*

Alaska Gov. Bill Walker (I-Alaska) on January 19 petitioned Perdue to exempt the state from the roadless rule to give Alaskans access to the Tongass for a host of reasons. "We see this as one of many significant opportunities to work with you to support a diverse and robust forest products sector in Southeast Alaska," Walker wrote in a 235-page petition.

The State of Alaska Congressional delegation has been campaigning for 15 years to exempt the Tongass from the roadless rule. The Clinton administration's Jan. 12,

Public Land News is published by Resources Publishing Co.,
P.O. Box 41320 • Arlington, VA 22204
Phone: (703) 553-0552 • Fax: (703) 553-0558 • E-Mail: james@resourcespublishing.com • www.publiclandnews.com

AMERICAN OVERSIGHT
NV-DA-20-0815-A-001870

2001, roadless regulation limits road building and other activities on 58.5 million acres of national forest.

Under President George W. Bush the Forest Service in 2003 posted a separate rule exempting the 17 million-acre Tongass National Forest (not all of it roadless) from the Clinton rule. But in 2005 the U.S. Supreme Court left in place an appeals court decision that denied the exemption for the Tongass.

Senate Energy Committee Chairman Lisa Murkowski (R-Alaska) this winter came within a whisker of persuading Congress to exempt the Tongass from the roadless area rule. She included in a draft fiscal year 2018 pubic lands appropriations bill on Nov. 20, 2017, a provision that would exempt the Tongass and the 5.4 million-acre Chugach National Forest from the Clinton rule. A House-Senate conference committee killed the provision in March.

Murkowski's amendment was one sentence long: "The Roadless Area Conservation Rule established under part 294 of title 36, Code of Federal Regulations (or successor regulations), shall not apply with respect to any National Forest System land in the State of Alaska."

At an April 24 Senate Energy Committee hearing on the Forest Service's fiscal year 2019 budget Murkowski again made her case for exempting the Tongass from the roadless rule.

She told Forest Service Acting Chief Vicki Christiansen, "As I have said many times before, the Roadless Rule has never made sense in the Tongass, a forest made up of 32 island communities. In my mind, more access starts with restoring the Roadless exemption in the Tongass, and you have a state petition that asks you to do just that. We hear a lot of talk about keeping public lands accessible to the public, but in Alaska, that's often very different from the public's experience."

Christiansen responded, "We are working very closely with the State of Alaska to look at all of the options to address the Roadless issues. A response is being submitted in the matter of a day from Secretary Perdue back to the State of Alaska. We want to look for success in how we can assure southeast Alaska citizens have the needs met as you identified, and we will support the state in numerous ways on those various options."

The response Christiansen mentioned is contained in Perdue's April 25 letter.

Although Christiansen and Perdue said they would cooperate with the state, neither said outright the Forest Service would attempt to provide a total exemption to the Tongass from the roadless rule.

In its petition to Perdue the State of Alaska argued that, for the purposes of a Tongass exemption rule, it is immaterial that the courts have rejected such an exemption in the past. The state said it is just good policy to approve the exemption.

"Rationales for exempting the Tongass from the Roadless Rule in a new USDA rulemaking are not entirely equivalent to Alaska's legal claims and arguments challenging the Roadless Rule in federal court," the state said. "The most important difference is that USDA can enact or change policy via a rulemaking whether such action is legally mandated or just good policy as determined by the agency."

Perdue in a brief four-paragraph letter told Alaska Department of Natural Resources Commissioner Andrew Mack, "We share your interest in exploring options to help create jobs and prosperity for rural communities in Southeast Alaska, and the forest-products sector has long been part of this economy."

Environmentalists who have contested the Tongass exemption from the beginning did not let the Alaska petition go uncontested. They wrote Perdue April 10 and argued that the Clinton rule does allow access to the Tongass, except for a couple of uses.

A letter signed by dozens of national and state environmental groups said, "The petition ignores the fact that USDA narrowly tailored the Roadless Rule to limit only two activities in roadless areas, road construction/reconstruction and logging, because those activities pose the greatest likelihood of irretrievably altering and fragmenting roadless landscapes. The petition also ignores the Rule's series of established exceptions that 'honor existing law or address social or economic concerns.'"

Tongass land management plan: At the April 24 Senate committee hearing Murkowski paired the roadless rule dispute with a complaint that an Obama administration Tongass land management plan deprives timber companies of wood.

On Dec. 9, 2016, the Forest Service approved a plan to transfer Tongass National Forest timber sales to younger trees. Murkowski argued then and argues now that the service should complete an ongoing inventory of young growth before implementing the plan.

Indeed in the fiscal 2018 appropriations law (PL 115-141 of March 23) Murkowski successfully persuaded Congress to stay implementation of the Obama plan until the inventory was completed. "Until the Service has determined, based on a completed stand-level inventory, the timing and supply of economic young growth needed for a successful final transition and whether the 2016 Forest Plan should be amended or revised, the Service is directed not to implement a final transition away from its Tongass old growth timber program to a program based primarily on young growth," the law says.

At the April 24 Senate committee hearing Murkowski also pressed Christiansen to revise the management plan. "So we are working now top to put together the most effective method to get those fixes in an amendment while we look at other options for potentially addressing the transition period when the inventory is completed at the end of the summer," she said.

Christiansen said the Forest Service was working on the fixes and hoped to complete the inventory of young growth by the end of the summer.

AMERICAN OVERSIGHT

The state petition is here: https://presspage-production-content.s3.amazonaws.com/uploads/1963/document-gw-05.pdf?10000.

The environmentalist response is here: https://earthjustice.org/sites/default/files/files/Letter%20to%20Sec.%20Perdue%20Opposing%20State%20Petition%204-10-18.pdf.

BLM begins ANWR scoping despite fierce green attacks

In the face of a barrage of criticism from Democrats and environmentalists, BLM April 20 officially took the first step toward an initial oil and gas lease sale in the Arctic National Wildlife Refuge (ANWR).

BLM announced it will accept public advice through June 20 on environmental documentation of the lease sale of at least 400,000 acres. Although the law authorizing leasing (PL 115-97 of Dec. 22, 2017) calls for an initial sale within four years, Democratic critics anticipate BLM will hold the sale next year.

Exactly what sort of leasing EIS BLM prepares is an open and important issue. That's because PL 115-97 sort of fudged the question. The law implies that the environmental review should follow standards put down by the National Petroleum Reserve Act.

It says, "Except as otherwise provided in this section, the Secretary shall manage the oil and gas program on the Coastal Plain *in a manner similar to* the administration of lease sales under the Naval Petroleum Reserves Production Act of 1976 (42 U.S.C. 6501 et seq.) (including regulations)." Our emphasis.

Thus, in its Federal Register scoping notice BLM says, "In accordance with Section 20001 of the Tax Cuts and Jobs Act of 2017 (PL 115-97), and the National Environmental Policy Act of 1969, as amended, and *in a manner similar to* the administration of lease sales under the Naval Petroleum Reserves Production Act of 1976, as amended, (BLM) intends to prepare a Leasing (EIS)." Again, our emphasis.

That appears to give BLM some leeway in what it puts into an EIS.

Environmentalists strongly hinted at a lawsuit. "The Trump Administration's frantic scramble to sell oil leases in the coastal plain of the Arctic National Wildlife Refuge is a direct threat to the traditional lifestyle of the Gwich'in people and an assault on the wildlife and habitat of America's greatest intact natural heritage," said Dr. David Raskin, president of the Friends of Alaska National Wildlife Refuges. "It is a violation of the laws and requirements for management of this iconic refuge that belongs to every American, not just the oil industry and their political supporters."

Eight House Democrats led by Raúl M. Grijalva (D-Ariz.), the ranking member

of the House Natural Resources Committee, objected to the speed with which BLM is preparing the sale.

"We remain staunchly opposed to oil and gas activities on the Coastal Plain, and believe that inclusion of the Arctic Refuge leasing provision in H.R. 1 behind closed doors was improper and contrary to the majority sentiment in Congress and among the American people regarding leasing and drilling in the Refuge," they wrote Secretary of Interior Ryan Zinke April 19. "Attempting to rush the leasing process, as DoI is doing, is unnecessary, inappropriate, and likely to result in serious harm to one of our nation's last remaining truly wild areas."

By "behind closed doors" the Democrats were referring to a House-Senate conference committee in December on the big tax law to which ANWR leasing was attached.

For all the complaints of the critics the Alaska Congressional delegation and Gov. Bill Walker (I-Alaska) are solidly behind the leasing plan.

The delegation – Senate Energy Committee Chairman Lisa Murkowski (R-Alaska), Sen. Dan Sullivan (R-Alaska) and Rep. Don Young (R-Alaska) - put out a joint statement endorsing BLM's action. "We welcome this scoping announcement and the Department's continued work to implement our legislation opening the Coastal Plain to responsible energy development," the delegation said.

Walker put out his own statement, saying the state was on board. "This is an important priority for my administration given the potential for significant new revenues from lease sales and production," he said. "The State of Alaska will work with the U.S. Department of Interior to support their efforts to prepare for these lease sales and ensure that local input is taken into consideration."

The law anticipates raising just over $900 million from two lease sales – one within four years of at least 400,000 acres from the 1.5 million-acre coastal plain and the other within seven years. An Interior Department Royalty Advisory Committee has recommended an accelerated schedule for the initial sale.

Advocates for leasing in the coastal plain - the State of Alaska, the Trump administration and the Alaska Congressional delegation – may have suffered a setback in January when the International Energy Agency ran up a caution flag. The agency told the Senate Energy Committee that Murkowski chairs that, given existing markets, production probably wouldn't be likely until the year 2030. Again, the legislation authorizes two lease sales, one within four years (by 2022) and one within seven years (by 2025).

In its analysis of the legislation authorizing leasing the Congressional Budget Office estimated receipts of $900 million over the 2018-2027 period, well short of the period when the International Energy Agency projects production will begin in earnest.

The liberal/progressive group Center for American Progress has done its own analysis, and anticipates minimal returns from a sale. The group said it estimates "that offering oil and gas leases in the Arctic Refuge is likely to yield no more than $37.5 million in revenue for the U.S. Treasury over the next 10 years — far short of the $1 billion to $1.8 billion that drilling proponents claim could be raised."

Pro-development forces received a boost on Dec. 23, 2017, when the U.S. Geological Survey (USGS) increased its estimate of onshore oil reserves on the North Slope of Alaska from 1.5 billion barrels in 2010 to 8.7 billion barrels. In the report USGS based the increase on new oil discoveries in and near the National Petroleum Reserve Alaska that is close to the coastal plain of ANWR. The USGS report is available here: https://pubs.er.usgs.gov/publication/fs20173088.

BLM said that it would hold environmental scoping hearings in Alaska in Anchorage, Arctic Village, Fairbanks, Kaktovik and Utqiagvik. Public comments may be submitted by e-mail to blm_ak_coastalplain_EIS@blm.gov, at the BLM website www.blm.gov/alaska/coastal-plain-eis or by mail to BLM, Alaska State Office, Attention—Coastal Plain EIS, 222 West 7th Avenue, #13, Anchorage, AK 99513–7599.

Public Lands News is published by Resources Publishing Co., P.O. Box 41320, Arlington, VA 22204. EIN 52-1363538. Phone (703) 553-0552. FAX (703) 553-0558. E-mail james@resourcespublishing.com. Website: http://www.plnfpr.com.

United States Department of Agriculture

Office of the Secretary
Washington, D.C. 20250

APR 25 2018

The Honorable Andrew Mack
Commissioner
Department of Natural Resources
550 West 7th
Suite 1400
Anchorage, Alaska 99501

Dear Commissioner Mack:

Thank you for your letter of January 19, 2018, regarding the request from the State of Alaska to consider a petition for rulemaking on the applicability of the 2001 Roadless Rule to the Tongass National Forest. I apologize for the delayed response.

Thank you for including the petition and the exhibits illustrating the history of the exemption and ensuing legal challenges. We share your interest in exploring options to help create jobs and prosperity for rural communities in Southeast Alaska, and the forest-products sector has long been part of this economy. We want to ensure that we continue to contribute to the health of the rural economy in Alaska by investing in the sustainability, health, and productivity of our National Forest.

We look forward to working with you in the future to explore and discuss the petition and the options to address application of the 2001 Roadless Rule on the Tongass National Forest. Additionally, Interim Chief Victoria Christiansen is reviewing your concerns regarding the 2016 Tongass Forest Plan and is working to address them.

Again, thank you for writing. If you have any further questions, please have a member of your staff contact the Office of External and Intergovernmental Affairs at (202) 720–7095.

Sincerely,

Sonny Perdue

Sonny Perdue
Secretary

AMERICAN OVERSIGHT

An Equal Opportunity Employer

Stephanie M. Klapstein

From: MicrosoftExchange329e71ec88ae4615bbc36ab6ce41109e@nv.onmicrosoft.com on behalf of Derek Armstrong <darmstrong@diversifynevada.com>
Sent: Thursday, April 19, 2018 12:33 PM
To: Andrew Clinger
Subject: FW: [EXTERNAL]RE: State Unique Opportunity Zone Code
Attachments: FW: [EXTERNAL]RE: State Unique Opportunity Zone Code

Sender: darmstrong@diversifynevada.com
Subject: FW: [EXTERNAL]RE: State Unique Opportunity Zone Code
Message-Id: <BYAPR09MB2629E494BFBE2EBB76268C62CCB50@BYAPR09MB2629.namprd09.prod.outlook.com>
To: aclinger@gov.nv.gov

AMERICAN OVERSIGHT

Stephanie M. Klapstein

From: Derek Armstrong <darmstrong@diversifynevada.com>
Sent: Thursday, April 19, 2018 12:33 PM
To: Andrew Clinger
Subject: FW: [EXTERNAL]RE: State Unique Opportunity Zone Code
Attachments: OZone Nomination Instructions.3.5.18 (003).pdf

Andrew,

BnI just found the unique code, but wanted to make you aware of the nomination process. CDFI is using their Awards Management Information System (AMIS) for submission of the workbooks. Due to GOED's emails ending with a .com and not .gov we will not be recognized as an Authorized Rep. I'm not sure if your office is already registered with an AMIS, but if not you'll need to create an account.

I've attached the nomination instructions, there are step by step instructions starting on page 18 of the instructions. Doesn't look like an overly burdensome process but better to figure out today then scrambling tomorrow.

Derek Armstrong
Deputy Director
Nevada Governor's Office of Economic Development
555 E. Washington Ave., Suite 5400, Las Vegas, NV 89101
Main: (702) 486-2700
Office: (702) 486-2709
Cell: (702) 769-2836
darmstrong@diversifynevada.com
www.diversifynevada.com

Nevada Governor's Office of
ECONOMIC DEVELOPMENT
Empowering Success

From: Merkowitz, Jeff [mailto:MerkowitzJ@cdfi.treas.gov]
Sent: Thursday, April 19, 2018 11:50 AM
To: Derek Armstrong <darmstrong@diversifynevada.com>
Subject: RE: [EXTERNAL]RE: State Unique Opportunity Zone Code

Hi, Derek – I have resent the letter to Governor Sandoval to Michael Willden and Ryan McGinness, whom we have listed as the governor's chief of staff and DC representative, respectively. That letter includes the Unique Code.

On a separate note, I don't know who will be submitting on behalf of the State but since I see that your email has a .com address, I wanted to point out that part of our verification that a nomination reflects that of the governor, as indicated in the Nomination Instructions, is a requirement that the AMIS account holder have a state government email address.

Please let me know if you have any questions.

Jeff Merkowitz

AMERICAN OVERSIGHT

Senior Advisor
Community Development Financial Institutions Fund
U.S. Department of the Treasury
202-653-0329
www.cdfifund.gov

From: Derek Armstrong [mailto:darmstrong@diversifynevada.com]
Sent: Thursday, April 19, 2018 2:35 PM
To: Merkowitz, Jeff <MerkowitzJ@cdfi.treas.gov>
Subject: [EXTERNAL]RE: State Unique Opportunity Zone Code

Jeff,

Hope all is well. Our office is putting together the nomination tool to submit for Nevada, but the Governor's office is having trouble locating the letter from March 5th with the State Unique Opportunity Zone Code. Is that something you can provide or how would we go about getting a new code?

Derek Armstrong
Deputy Director
Nevada Governor's Office of Economic Development
555 E. Washington Ave., Suite 5400, Las Vegas, NV 89101
Main: (702) 486-2700
Office: (702) 486-2709
Cell: (702) 769-2836
darmstrong@diversifynevada.com
www.diversifynevada.com

Nevada Governor's Office of
ECONOMIC DEVELOPMENT
Empowering Success

AMERICAN OVERSIGHT

Opportunity Zones:

Nomination Instructions

March 2018

AMERICAN OVERSIGHT

Paperwork Reduction Act Burden Statement

According to the Paperwork Reduction Act, as amended, no persons are required to respond to a collection of information unless it displays a valid Office of Management and Budget (OMB) Approval Number. This Approval Number for this form is 1559-0049. Public reporting burden for this collection of information is estimated to average 1.0 hours per response, including time for reviewing instructions, searching existing data sources, gathering and maintaining the data needed, and completing and reviewing the collection of information. Send comments regarding the burden estimate or any other aspect of this collection of information, including suggestions for reducing this burden, to the Community Development Financial Institutions Fund, 1500 Pennsylvania Avenue, Washington, D.C. 20220.

AMERICAN OVERSIGHT

Contents

1. Introduction 2
2. Extension Requests 2
3. Identity of Tracts Eligible for Designation as Qualified Opportunity Zones 3
4. Nominating Qualified Opportunity Zones 3
   4.1 Nomination Tool 3
      4.1.1 Information on the State and Authorized Representative 3
      4.1.2 State Level Summary 4
      4.1.3 Nominating LIC Tracts 5
      4.1.4 Nominating Eligible Non-LIC Contiguous Tracts 5
      4.1.5 Nominating LIC Tracts Based on 2012-2016 ACS Data 7
      4.1.6 Tract Number Changes 8
      4.1.7 Testing Nominations in the Summary Worksheet 8
   4.2 Letter from the State CEO 9
5. Visualizing Individual Census Tracts 10
   5.1 Selecting a Census Tract 12
   5.2 Map of a Census Tract 14
6. Submitting a Nomination 16
   6.1 The AMIS Registration Process 16
      6.1.1 Registering a New Organization and the First Contact 16
      6.1.2 Changing the Organization's Time Zone 18
      6.1.3 Registering Additional Contacts 19
      6.1.4 Creating a New Contact Manually 20
      6.1.5 Disabling Contacts 21
   6.2 The Nomination Submission Process 21

AMERICAN OVERSIGHT

1. Introduction

On December 22, 2017, Congress amended the Internal Revenue Code (IRC) by adding Sections 1400Z–1 and 1400Z–2. These sections provide tax benefits to investors that reinvest certain specified gains into Qualified Opportunity Funds that in turn deploy these resources into population census tracts designated as Opportunity Zones.

The authority to implement IRC §§1400Z-1 and 1400Z-2 has been delegated to the Internal Revenue Service (IRS). The CDFI Fund is supporting the IRS with the Opportunity Zone nomination and designation process under IRC §1400Z-1.

This document provides the Chief Executive Officers (CEOs) of States (including the District of Columbia and U.S. possessions) with instructions for nominating low-income community (LIC) population census tracts and eligible non-LIC contiguous population census tracts in their States as Qualified Opportunity Zones (QOZs) for purposes of IRC §1400Z–1. In general, the CEO of a State must nominate census tracts to be QOZs not later than March 21, 2018 (the determination period). Furthermore, the Secretary of the Treasury has 30 days beginning on the date a nomination is received to certify the nomination and designate the nominated tracts as QOZs (the consideration period). See IRS Rev. Proc. 2018-16 Internal Revenue Bulletin 2018-9 for more information.

2. Extension Requests

A State CEO may request, and receive, an extension of the QOZ determination period for an additional 30 days to April 20, 2018. In addition, a State CEO also may request, and receive, a 30-day extension of the consideration period.

If the State wishes to extend either the determination or consideration period, or both, the State must submit a formal request signed by the State CEO on executive letterhead. This letter should be sent as an attachment by electronic mail to OpportunityZone@cdfi.treas.gov.

The letter from the State CEO should include the following language:

> [Title]
> [State CEO]
> [Address]
>
> The Honorable Steven T. Mnuchin
> Secretary
> U.S. Department of the Treasury
> 1500 Pennsylvania Avenue, NW
> Washington, DC 20220
>
> Dear Mr. Secretary:
>
> The [State/Commonwealth/District/Territory] of [State] formally requests under section 1400Z-1(b)(2) of the Internal Revenue Code that the Secretary extend for an additional 30 days the [determination and/or consideration] period to nominate a population census tract for designation as a qualified opportunity zone.

AMERICAN OVERSIGHT

3. Identity of Tracts Eligible for Designation as Qualified Opportunity Zones

Based on 2011-2015 American Community Survey (ACS) 5-Year data from the United States Census Bureau (Census Bureau), there are a total of 31,848 LIC population census tracts (LIC Tracts) and 10,312 eligible contiguous non-LIC population census tracts (Eligible Non-LIC Contiguous Tracts) that meet the statutory requirements for designation as QOZs.

In the fall of 2017, the Census Bureau released the 2012–2016 ACS 5-Year data. However, due to the March 21, 2018, deadline for State CEOs to nominate census tracts for designation as QOZs, and the complexities of incorporating the most recent data information into the eligibility process, the Opportunity Zone Nomination Tool utilizes the 2011-2015 ACS 5-Year data. In addition, the 25 percent limitation on the number of designations in a State will be determined using the 2011–2015 ACS 5-Year data.

In the event that a census tract deemed eligible under the 2011-15 ACS 5-Year data is no longer eligible under the more recent 2012-16 ACS 5-Year data, States may rely upon the census tracts listed as eligible in the Opportunity Zone Nomination Tool provided to State CEOs as eligible tracts for the purposes of IRC §1400Z-1.

In addition, States may nominate census tracts eligible under the 2012-16 ACS 5-Year data that are not already identified in the Nomination Tool. See additional instructions below for nominating census tracts using 2012-2016 ACS 5-Year data.

4. Nominating Qualified Opportunity Zones

To nominate QOZs, a State CEO should use the Opportunity Zone Nomination Tool (the Nomination Tool), which can be found on the CDFI Fund website at https://www.cdfifund.gov/Pages/ozonestateresource.aspx. The Nomination Tool includes separate lists of all LIC Tracts and Eligible Non-LIC Contiguous Tracts, including Eligible Non-LIC Contiguous Tracts whose eligibility is based on contiguity with a LIC Tract located in a different State.

In addition to the Nomination Tool, the State will need to submit a letter from the State CEO, on executive letterhead, confirming that the census tracts identified in the Nomination Tool represent the official nomination of the State CEO. See additional instructions below.

4.1 Nomination Tool

4.1.1 Information on the State and Authorized Representative

In the worksheet labeled "Information," enter the information requested for the State and the Authorized Representative who prepared the Nomination Tool. In addition to the name of the State and the State CEO, **the Authorized Representative must enter the "State Unique Opportunity Zone Code."** This code can be found in the March 5, 2018, letter from CDFI Fund Director Annie Donovan to the State CEO transmitting information on the Nomination Tool and is intended to ensure that the information submitted is authorized by the State CEO.

AMERICAN OVERSIGHT

Figure 1: Information Tab

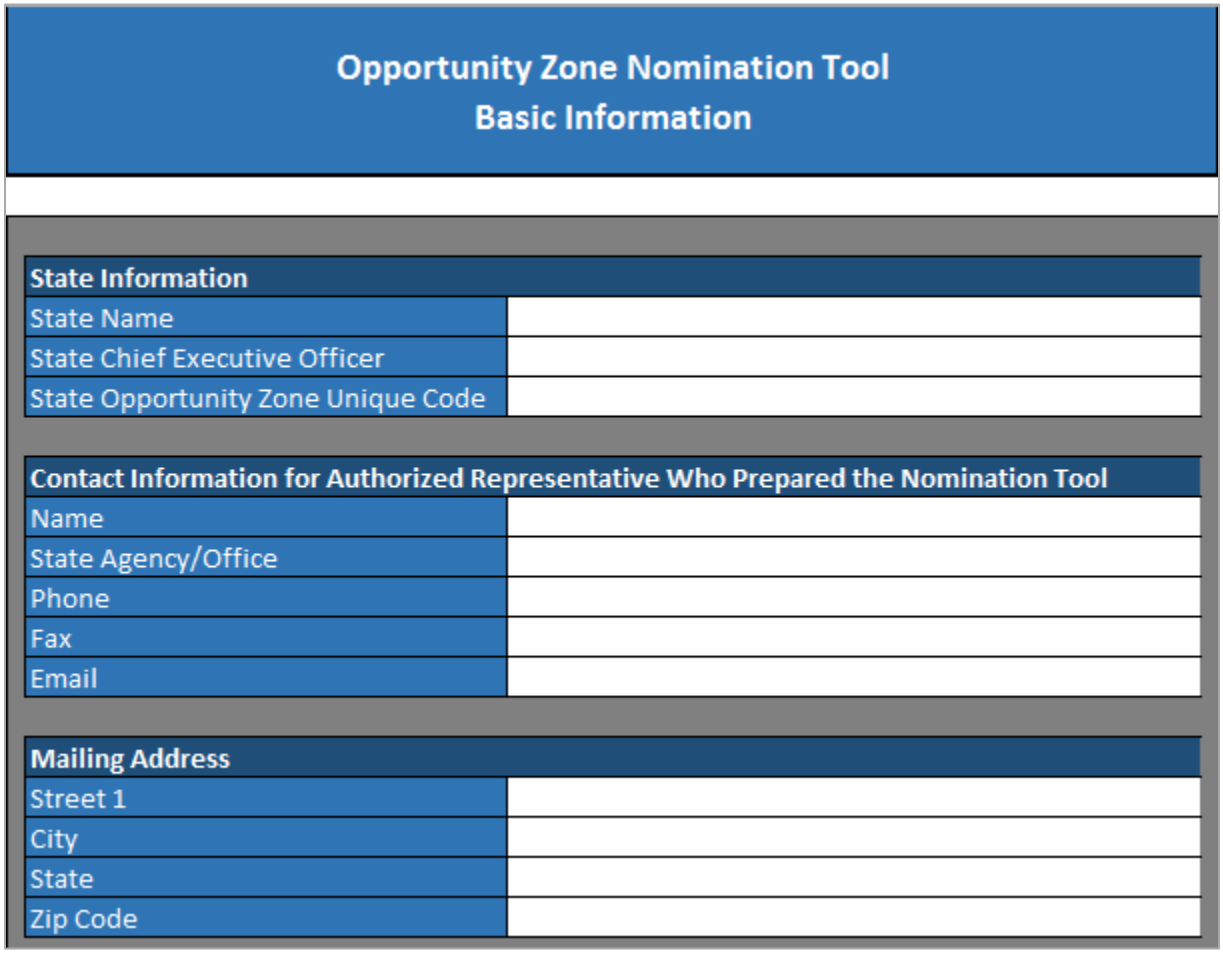

Opportunity Zone Nomination Tool
Basic Information

State Information	
State Name	
State Chief Executive Officer	
State Opportunity Zone Unique Code	

Contact Information for Authorized Representative Who Prepared the Nomination Tool	
Name	
State Agency/Office	
Phone	
Fax	
Email	

Mailing Address	
Street 1	
City	
State	
Zip Code	

4.1.2 State Level Summary

The worksheet in the Nomination Tool labeled "SUMMARY" shows the total number of LIC Tracts in each State, the maximum number of census tracts that can be nominated as QOZs, and the maximum number of Eligible Non-LIC Contiguous Tracts that can be included in that nomination. For example in the figure below, Alabama has a total of 629 LIC Tracts. The maximum number of total tracts that can be nominated as QOZs in Alabama is 158 (25 percent of the 629 LICs, rounded up to the next whole number) and the maximum number of Eligible Non-LIC Contiguous Tracts that can be included in the total nominated is 8 (5 percent of 158, rounded up to the next whole number).

AMERICAN OVERSIGHT

Figure 2: State Level Summary

	A	B	C	D	E	F	G	H	I	J	K
1	Please note that the worksheet tests provided below are solely for the convenience of the State and to provide assistance with the nomination process, and are not determinative. The Internal Revenue Service will make the final determination and designation of each State's Opportunity Zones after reviewing the State's nomination.										
2	CLICK "DATA" MENU "REFRESH ALL" State	A) Total Number of LIC Tracts in State	B) Maximum Number of Tracts That Can Be Nominated (the greater of 25% of All LICs or 25 if State has fewer than 100 LICs)	C) Maximum Number of Eligible Non-LIC Contiguous Tracts That Can Be Among the Nominated Tracts (5% of Column C) if the State Maximizes the Number of its Nominations	Number of LIC Tracts Nominated (2011-2015 ACS	Number of LIC Tracts Nominated (2012-2016 ACS	Number of In-State Eligible Non-LIC Contiguous Tracts Nominat	3) Number of Cross-State Eligible Non-LIC Contiguous Tracts Nominated	Total Tracts Nominated	DOES OPPORTUNITY ZONE PASS 25% TEST? (Number of tracts designated may not exceed 25% of number of LICs in the State)	DOES OPPORTUNITY ZONE PASS 5% TEST? (Not more than 5% of tracts designated may be Non-LIC Contiguous tracts
3	Alabama	629	158	8	0	0	0	0	0		
4	Alaska	55	25	2	0	0	0	0	0		
5	American Samoa	16	25	See Note	0	0	0	0	0		
6	Arizona	671	168	9	0	0	0	0	0		
7	Arkansas	340	85	5	0	0	0	0	0		
8	California	3516	879	44	0	0	0	0	0		
9	Colorado	501	126	7	0	0	0	0	0		
10	Connecticut	286	72	4	0	0	0	0	0		
11	Delaware	80	25	2	0	0	0	0	0		
12	District of Columbia	97	25	2	0	0	0	0	0		

This worksheet will also auto-populate based on the number and type of census tracts a State selects for nomination and can be used to test whether the nomination falls within the statutory limits on the number of nominations. (See additional instruction below.)

4.1.3 Nominating LIC Tracts

To nominate an LIC Tract, States should use the worksheet in the Nomination Tool labeled "1) LICs." This worksheet includes a list of all LIC Tracts and can be filtered by State. To nominate a specific LIC Tract, find the census tract and type or select the word "Yes" next to that census tract in Column C (labeled "Enter "YES" Below to Nominate LIC).

The example below shows that an Authorized Representative has selected the State "District of Columbia" (using the Filter in the red square below and typing the name of the State in the text box) and has nominated census tracts 11001000201 and 11001000202 by typing the word "YES" in the adjacent column.

Figure 3: 1) LICs

A	B	C
Click arrow to filter state		
State	Low Income Communities (LICs)	Enter "YES" Below to Nominate LIC
District of Columbia	11001000201	YES
District of Columbia	11001000202	YES

4.1.4 Nominating Eligible Non-LIC Contiguous Tracts

To nominate an Eligible Non-LIC Contiguous Tract, States should use the worksheet in the Nomination Tool, labeled "2) Contiguous." This worksheet includes a list that can be filtered by State, of all Eligible Non-LIC Contiguous Tracts. Next to the list of Eligible Non-LIC Contiguous Tracts is a list of all LIC Tracts whose status as a QOZ would make the contiguous tract eligible for nomination and designation. In cases where an Eligible Non-LIC Contiguous Tract is adjacent to more than one LIC Tract, at least one of the listed LIC Tracts must be nominated to make the non-LIC Tract eligible for nomination. Column D notes whether the Eligible Non-LIC Contiguous Tract may include eligibility based on contiguity with an LIC Tract in a different State.

AMERICAN OVERSIGHT

To nominate a specific Eligible Non-LIC Contiguous Tract within the same State, find the census tract and type or select the word “Yes” in Column E (labeled “Enter "YES" Below to Nominate Eligible Non-LIC Contiguous Tract). In addition, in Column F, enter the tract number of the corresponding contiguous LIC Tract that the State is nominating. The contiguous LIC Tract also must be nominated in the “1) LICs” worksheet, following the steps for nominating LIC Tracts described above.

The example below shows that a user has selected the State “District of Columbia” (using the filter feature and typing the name of the State in the text box) and has nominated census tracts 11001000100 and 11001000202 by typing the word “YES” in Column E. In addition, for the nomination of census tract 11001002102, the user identified census tract 11001009508 in Column F as the contiguous LIC Tract that is also being nominated and has been selected in the “1) LICs” worksheet.

Figure 4: 2) Contiguous

A	B	C	D	E	F
Click arrow to filter state State	Eligible Non-LIC Contiguous Tracts	Contiguous LICs (NOTE: An Eligible Non-LIC Contiguous Tract may be nominated only if one or more of its corresponding Contiguous LICs is also nominated)	Additional Cross-State LIC Tract?	Enter "YES" Below to Nominate Eligible Non-LIC Contiguous Tract	Enter the Tract Number of Corresponding Contiguous LIC Nominated
District of Columbia	11001000100	11001000202,11001005600	NO	YES	11001000202
District of Columbia	11001002102	11001009508,11001001901,11001002201	NO	YES	11001009508

States may also nominate Eligible Non-LIC Contiguous Tracts whose eligibility is based on a LIC Tract in another State by using the worksheet in the Nomination Tool, labeled “3) Cross-State.” This worksheet includes a list that can be filtered by State of all such tracts, next to a list of the LIC Tracts, and the State in which each tract is located, whose status as a QOZ would make the contiguous tract eligible for nomination and designation. Column E notes whether the Eligible Non-LIC Contiguous Tract may also be eligible based on contiguity with an LIC Tract in the same State.

IMPORTANT: Please note that an Eligible Non-LIC Contiguous Tract that qualifies based on contiguity with another State may be nominated only if the corresponding contiguous LIC Tract is nominated by the State in which the contiguous LIC Tract is located. Cross-state nominations will require coordination and confirmation that the contiguous State has nominated the contiguous LIC Tract.

To nominate a specific Eligible Non-LIC Contiguous Tract, find the census tract and type or select the word “Yes” in Column F (labeled “Enter "YES" Below to Nominate Eligible Cross-State Non-LIC Contiguous Tract). In addition, in Column G, enter the tract number of the corresponding contiguous cross-state LIC Tract that has been or will be nominated by the contiguous State.

The example below shows that a user selected the State “Alabama” (using the filter feature and typing the name of the State in the text box) and nominated census tract 01069041800 in Alabama by typing the word “YES” in Column F and 12063210100 in Column G. For this tract

AMERICAN OVERSIGHT

to be eligible for nomination, the State should confirm that Florida has also nominated the LIC Tract 12063210100.

Figure 5: 3) Cross-State

A	B	C	D	E	F	G
Click arrow to filter state		NOTE: An Eligible Non-LIC Contiguous Tract may be nominated only if one or more of its corresponding Contiguous LICs is also nominated. Cross-state nominations require confirmation that the contiguous state has nominated the Contiguous LIC.				
Eligible Non-LIC Contiguous Tract State	Eligible Non-LIC Contiguous Tract	Contiguous Cross-State LICs	LIC State	Contiguous In-State LIC Available?	Enter "YES" Below to Nominate Eligible Cross-State Non-LIC Contiguous Tract	Enter the Tract Number of Corresponding Contiguous Cross-State LIC Nominated
Alabama	01069041800	12063210100, 13099090500	Florida, Georgia	NO	YES	12063210100

4.1.5 Nominating LIC Tracts Based on 2012-2016 ACS Data

As noted above, the census tracts listed in the Nomination Tool are based on 2011-2015 ACS 5-Year data and are eligible tracts for the purposes of IRC §1400Z-1, meaning that if a State nominates one of the tracts identified in the Nomination Tool as being either an eligible LIC Tract or an Eligible Non-LIC Contiguous Tract, a State's nomination of that tract will not fail to be certified on the grounds that the tract is no longer eligible under the 2012-16 ACS 5-Year data.

If a State wishes to nominate an LIC Tract that is not identified in the Nomination Tool but that is eligible under the 2012-2016 ACS 5-Year data, the State may do so using the worksheet labeled "4) 2012-2016 ACS."

Please note that 2012-2016 ACS 5-Year data may be used to nominate only LIC Tracts that meet the definition of an LIC Tract based on poverty and/or the median family income of that tract. Nominations of Eligible Non-LIC Contiguous Tracts must be based on the 2011-2015 ACS 5-Year data as presented in the Nomination Tool.

To nominate a specific LIC Tract based on the 2012-2016 ACS 5-Year data, select the State and census tract in Columns A and B, and type or select the word "Yes" next to that census tract in Column C (labeled "Enter "YES" Below to Nominate LIC). In addition, to support the State's claim that the selected census tract meets the definition of an LIC, enter the following additional information on that tract (see Census Factfinder for ACS 2012-2016 data sources[1]):

- 2012-2016 Tract Poverty Rate (Column E)[2]
- 2012-2016 Tract Median Family Income (Column F)[3]
- 2012-2016 State Median Family Income (Column G)[4]
- 2012-2016 Core Based Statistical Area (CBSA) Median Family Income (Column H)[5]

[1] https://factfinder.census.gov/faces/nav/jsf/pages/index.xhtml
[2] U.S. Census Bureau ACS variable S1701.
[3] U.S. Census Bureau ACS variable B19113 for census tracts.
[4] U.S. Census Bureau ACS variable B19113 for states.
[5] U.S. Census Bureau ACS variable B19113 for Core Based Statistical Areas.

AMERICAN OVERSIGHT

- Metro/Non-Metro (Column I) [6]

4.1.6 Tract Number Changes

The worksheet labeled "Tract Number Changes" includes a list of selected census tracts whose numbering was changed by the US Census Bureau between the 2010 census tract definitions and the 2015 census tract definitions. States may use either set of numbers. These changes do not include tracts with post-2010 geographic boundary changes.

4.1.7 Testing Nominations in the Summary Worksheet

After the State selects its nominations by completing the worksheets in the Nomination Tool, the nomination can be tested by returning to the Summary worksheet and clicking the "Refresh All" button in the "Data" tab in the menu ribbon. The Summary table will then indicate the number of LIC Tracts and Eligible Non-LIC Contiguous Tracts nominated and whether the nomination falls within the statutory limits.

Figure 6: Data Menu Ribbon, "Refresh All"

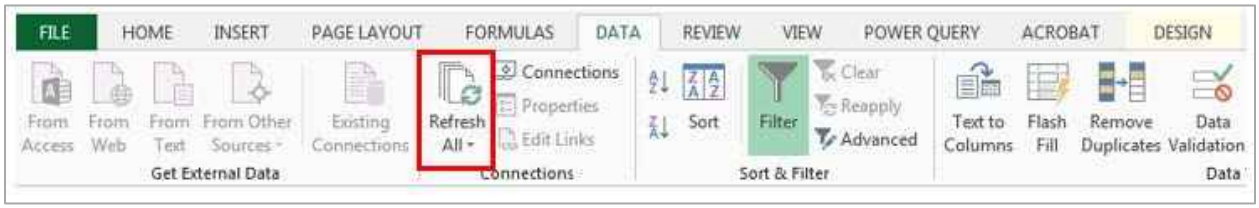

If the total number of tracts nominated (as determined by adding the numbers in Columns E through H, and as indicated in Column I) do not exceed the statutory limit indicated in Column B, then Column J will show that the nomination passes the 25 percent test. Similarly, if the total number of Eligible Non-LIC Contiguous Tracts nominated (as determined by adding the numbers in Columns G and H) do not exceed the statutory limit indicated in Column D (or 5 percent of the total tracts nominated if the State does not maximize its nomination), Column K will indicate that the nomination passes the 5 percent test. In contrast, if in either case the number of tracts nominated exceed the statutory limits, the worksheet will indicate that the nomination fails one or both tests.

The example below shows that the District of Columbia nominated 16 LIC Tracts and two Eligible Non-LIC Contiguous Tracts. The worksheet indicates that this passes the 25 percent test because the 18 tracts nominated is less than the maximum of 25 tracts allowable for the State. In this case, the State still can nominate seven additional tracts. However, the worksheet also indicates that the nomination fails the 5 percent Contiguous Tracts test. The two Eligible Non-LIC Contiguous Tracts nominated exceeds the statutory limit of Eligible Non-LIC Contiguous Tracts, which can make up no more than 5 percent (rounded up to the next whole number) of the total nomination (or no more than two Eligible Non-LIC Contiguous Tract for the District of Columbia if the total nomination consists of at least 21 tracts).

[6] See OMB BULLETIN NO. 17-01: Revised Delineations of Metropolitan Statistical Areas, Micropolitan Statistical Areas, and Combined Statistical Areas, and Guidance on Uses of the Delineations of These Areas. https://www.whitehouse.gov/omb/bulletins/

AMERICAN OVERSIGHT

Figure 7: Refreshed Summary Tab

Please note that the worksheet tests provided below are solely for the convenience of the State and to provide assistance with the nomination process, and are not determinative. The Internal Revenue Service will make the final determination and designation of each State's Opportunity Zones after reviewing the State's nomination.										
CLICK "DATA" MENU "REFRESH ALL" State	A) Total Number of LIC Tracts in State	B) Maximum Number of Tracts That Can Be Nominated (the greater of 25% of All LICs or 25 if State has fewer than 100 LICs)	C) Maximum Number of Eligible Non-LIC Contiguous Tracts That Can Be Among the Nominated Tracts (5% of Column C) if the State Maximizes the Number of its Nominations	Number of LIC Tracts Nominated (2011-2015 ACS	Number of LIC Tracts Nominated (2012-2016 ACS	Number of In-State Eligible Non-LIC Contiguous Tracts Nominat	3) Number of Cross-State Eligible Non-LIC Contiguous Tracts Nominated	Total Tracts Nominated	DOES OPPORTUNITY ZONE PASS 25% TEST? (Number of tracts designated may not exceed 25% of number of LICs in the State)	DOES OPPORTUNITY ZONE PASS 5% TEST? (Not more than 5% of tracts designated may be Non-LIC Contiguous tracts
District of Columbia	97	25	2	16	0	2	0	18	PASS	FAIL

In this case, the State could return to the Contiguous worksheet of the Nomination Tool and deselect one of the nominated tracts, and nominate an additional LIC Tract in its place, or nominate at least two additional LIC Tracts. After doing so, returning to the Summary worksheet and refreshing the results the worksheet would indicate that the new nomination passes the test.

Figure 8: Revised Refreshed Summary Tab

Please note that the worksheet tests provided below are solely for the convenience of the State and to provide assistance with the nomination process, and are not determinative. The Internal Revenue Service will make the final determination and designation of each State's Opportunity Zones after reviewing the State's nomination.										
CLICK "DATA" MENU "REFRESH ALL" State	A) Total Number of LIC Tracts in State	B) Maximum Number of Tracts That Can Be Nominated (the greater of 25% of All LICs or 25 if State has fewer than 100 LICs)	C) Maximum Number of Eligible Non-LIC Contiguous Tracts That Can Be Among the Nominated Tracts (5% of Column C) if the State Maximizes the Number of its Nominations	Number of LIC Tracts Nominated (2011-2015 ACS	Number of LIC Tracts Nominated (2012-2016 ACS	Number of In-State Eligible Non-LIC Contiguous Tracts Nominat	3) Number of Cross-State Eligible Non-LIC Contiguous Tracts Nominated	Total Tracts Nominated	DOES OPPORTUNITY ZONE PASS 25% TEST? (Number of tracts designated may not exceed 25% of number of LICs in the State)	DOES OPPORTUNITY ZONE PASS 5% TEST? (Not more than 5% of tracts designated may be Non-LIC Contiguous tracts
District of Columbia	97	25	2	19	0	1	0	20	PASS	PASS

Please note that the worksheet test is provided solely for the convenience of the State and to provide assistance with the nomination process and is not determinative. The Internal Revenue Service will make the final determination and designation of each State's Opportunity Zones.

4.2 Letter from the State CEO

Once the Nomination Tool is complete, the State CEO must confirm that the census tracts identified in the Nomination Tool represent the official nomination of the State CEO. This may be done in the form of a letter, on executive letterhead, signed by the State CEO. The letter from the State CEO should include the following language:

[Title]
[State CEO]
[Address]

The Honorable Steven T. Mnuchin
Secretary
U.S. Department of the Treasury
1500 Pennsylvania Avenue, NW
Washington, DC 20220

Dear Mr. Secretary:

AMERICAN OVERSIGHT

Section 1400Z-1(b)(1) of the Internal Revenue Code provides that a State's chief executive officer may nominate a limited number of low-income community population census tracts and population census tracts that are contiguous to low-income communities for designation as qualified opportunity zones not later than the end of the determination period. The determination period ends March 21, 2018, unless there has been a request for an extension until April 20, 2018, by the chief executive officer of a State under section 1400Z-1(b)(2) of the Code. This letter serves as notification to the Secretary that the [State/Commonwealth/District/Territory] of [State] formally nominates the tracts identified in the accompanying Opportunity Zone Nomination Tool for designation as qualified opportunity zones based on Revenue Procedure 2018-16 published in the Internal Revenue Bulletin 2018-9 on February 26, 2018.

5. Visualizing Individual Census Tracts

As an added convenience and tool for selecting their nominations, States may use the CDFI Fund's Community Investment Mapping System (CIMS) to visualize LIC Tracts and Eligible Non-LIC Contiguous Tracts on a map. To use CIMS, click the link above or go to https://www.cims.cdfifund.gov/preparation/?config=config_nmtc.xml.

Figure 9: CIMS



To view LIC Tracts, click on the "Layers" tab on the menu on the right hand side of the screen and select "2011-2015 LIC Census Tract."

AMERICAN OVERSIGHT

Figure 10: Selecting the 2011-2015 LIC Census Tract Layer

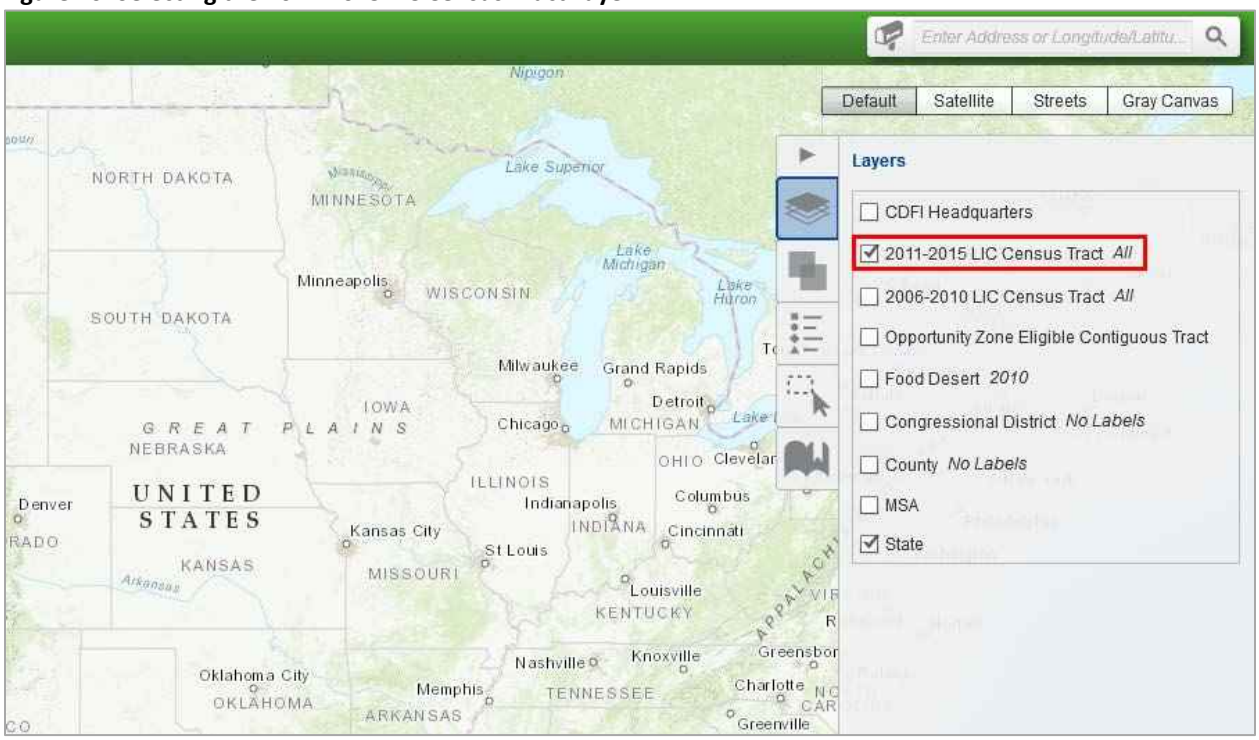

After zooming in to a specific area on the map, LIC Tracts will appear in green.

Figure 11: 2011-2015 LIC Census Tract View

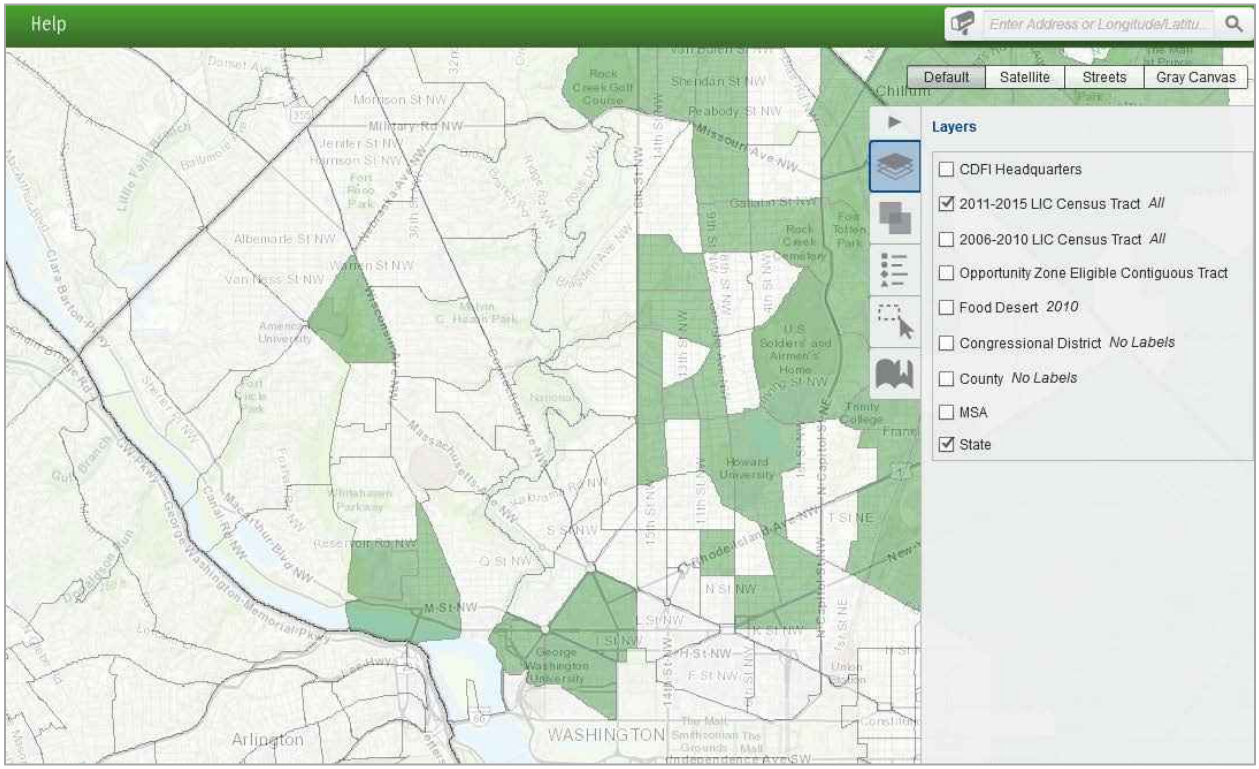

AMERICAN OVERSIGHT

Layers are the mechanism used to display geographic datasets in the CIMS mapping application. The Layers tab allows users to show the list of available map layers and toggle the visibility (on or off) of any of the available layers. Users should be aware that in CIMS numerous layers of geography (county, tract, and individual addresses, for instance) can be displayed on the screen at the same time.

To view Eligible Non-LIC Contiguous Tracts, click on the "Layers" tab and select "Opportunity Zone Eligible Contiguous Tract." Eligible Non-LIC Contiguous Tracts will appear in red.

To view census tract numbers select "All (with labels)" next to the "2011-2015 LIC Census Tract" option within the Layers tab. The 11-digit census tract numbers will appear labeled in the CIMS map as shown in the figure below.

Figure 12: Opportunity Zone Eligible Contiguous Tracts with Labels

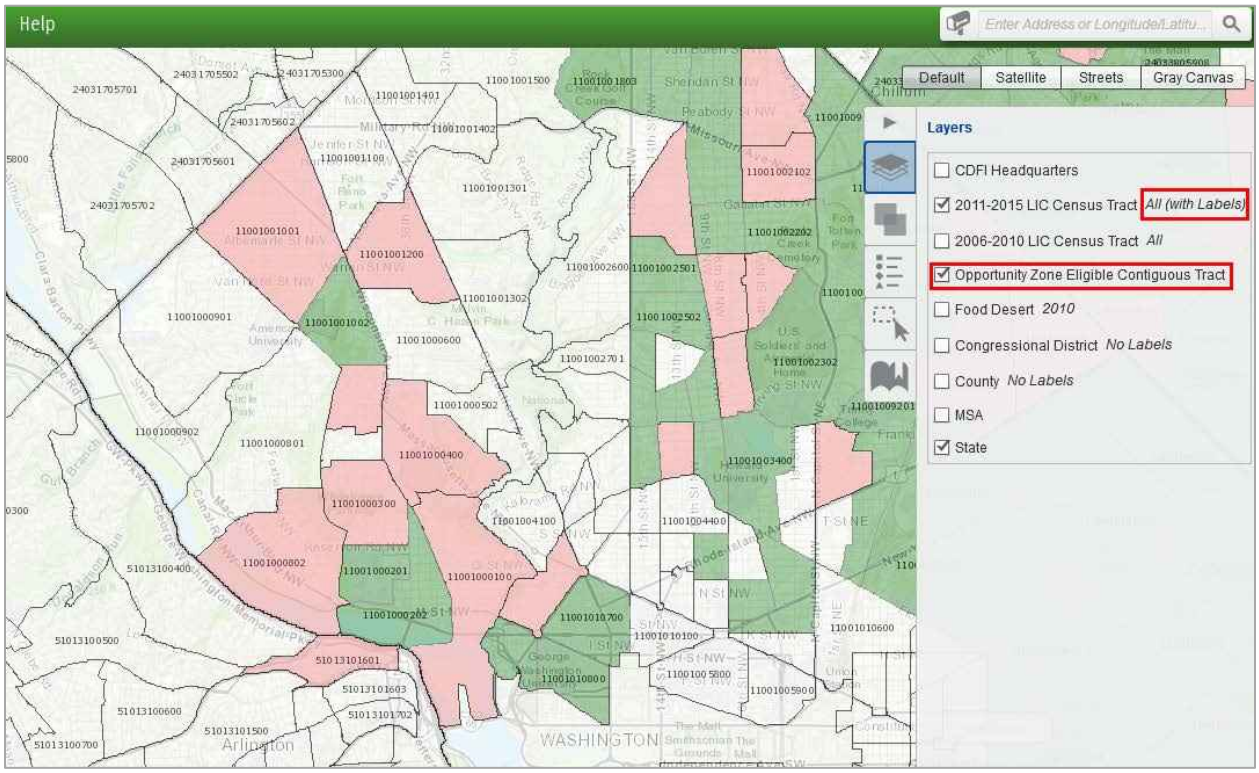

5.1 Selecting a Census Tract

To select and zoom in to a specific census tract, click on the mailbox on the left side of the search bar and select "2011-2015 LIC Census Tract." Enter one of the 11-digit census tract numbers for a LIC Tract or Eligible Non-LIC Contiguous Tract, found in the Nomination Tool. In the example below, census tract 11001009400 in the District of Columbia was entered in the search bar and 2011-2015 LIC Census Tract was selected. After clicking on the magnifying glass, one tract was found.

AMERICAN OVERSIGHT

Figure 13: Searching for a Census Tract

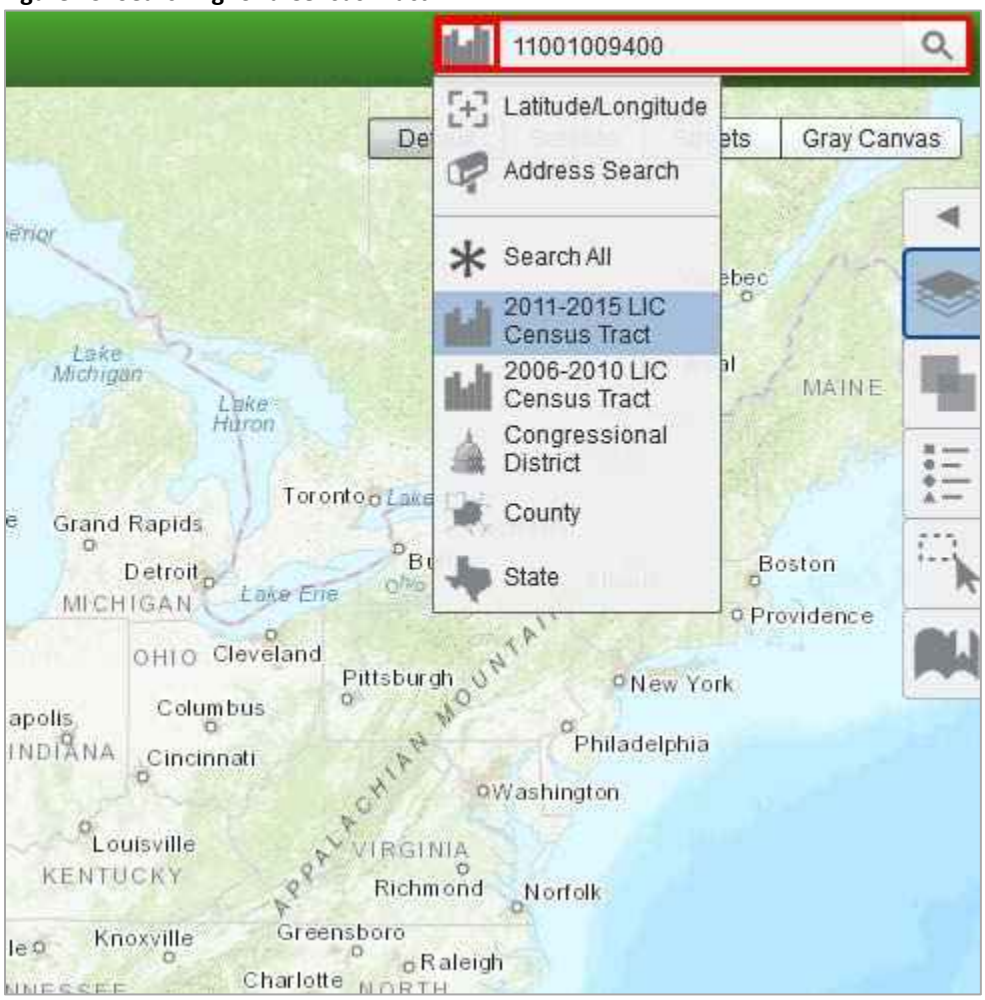

AMERICAN OVERSIGHT

Figure 14: Selecting a Census Tract

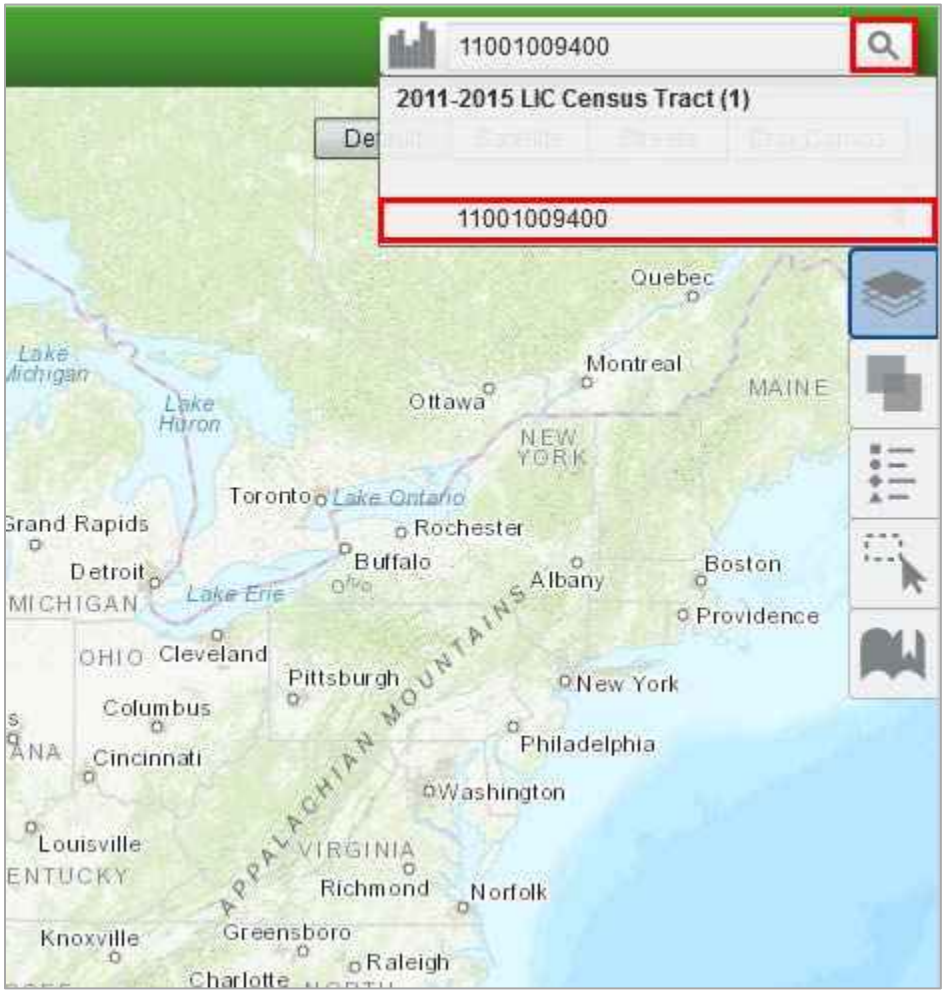

5.2 Map of a Census Tract

By clicking on the tract number under "2011-2015 LIC Census Tract (1)", the map will zoom in on the results of the 11-digit census tract ID entered in the search bar as shown in the figure below.

AMERICAN OVERSIGHT

Figure 15: Map of Census Tract

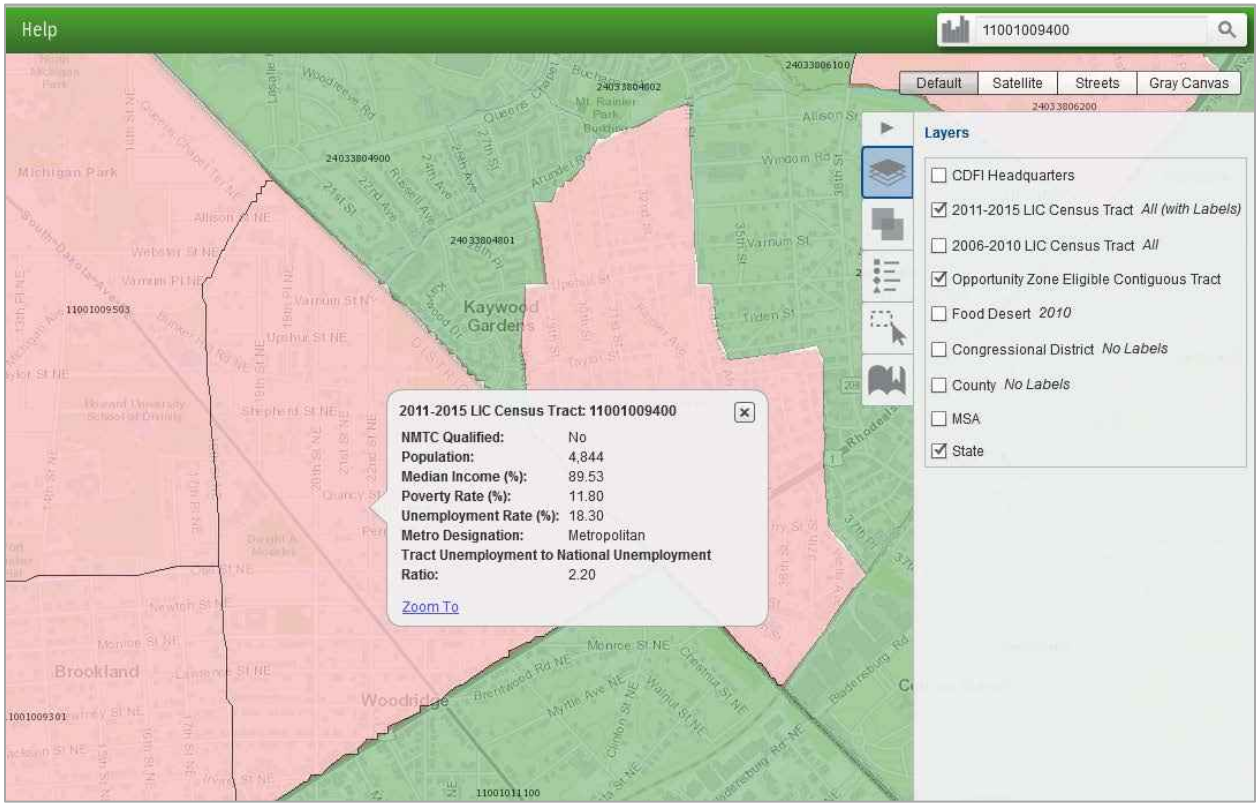

AMERICAN OVERSIGHT

6. Submitting a Nomination

The CDFI Fund is using its Awards Management Information System (AMIS) for States to submit their QOZ nominations. States will use the AMIS Service Request feature to submit all required documentation, including the Opportunity Zone Nomination Tool.

In order to use the AMIS Service Request feature, a State must register an organization in AMIS. The organization may be the office of the State CEO or the office or agency of the Authorized Representative completing the Nomination Tool. Additionally, Authorized Representatives submitting the QOZ nominations must be registered as organization "Contacts" in AMIS. This document provides step-by-step instructions, along with screen shots, to explain and guide the registration and submission processes.

If you encounter any problems with the registration or submission processes, please contact the CDFI Fund AMIS Help Desk at AMIS@cdfi.treas.gov or 202-653-0422.

6.1 The AMIS Registration Process

6.1.1 Registering a New Organization and the First Contact

To register a new organization in AMIS, the registering user accesses the AMIS Landing Page and selects the login tab in the top right corner. This will display the AMIS "Terms of Use and Acceptance" and the text boxes for logging into AMIS.

Figure 16: AMIS Login Screen

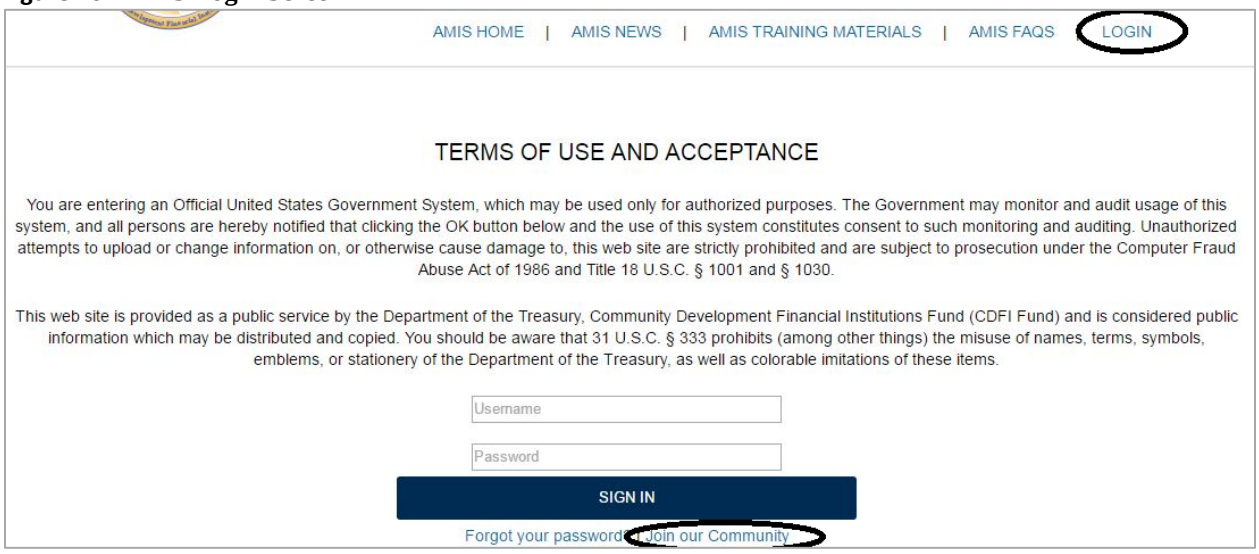

Underneath the "Sign In" button, the registering user selects the "Join our Community" link to begin the registration process. AMIS displays the New User Registration form.

AMERICAN OVERSIGHT

Figure 17: New User Registration Form

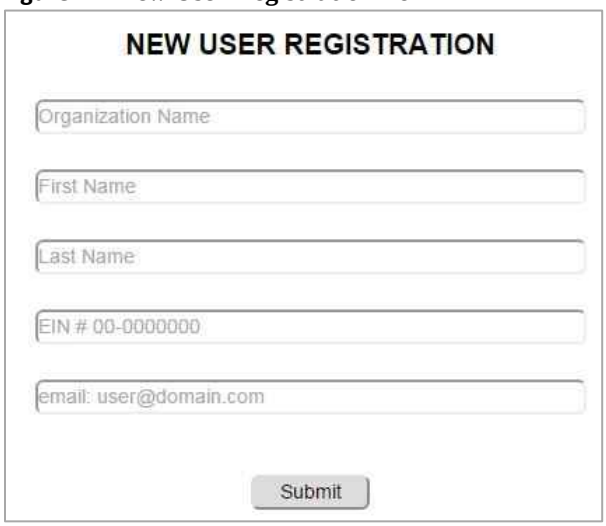

The registering user completes and submits the registration form, including Organization Name, First and Last Name of the Contact, the Organization's EIN, and **a State government email address** for the Authorized Representative. **(Note: Accounts created with a non-State government email address will not be recognized as that of an Authorized Representative for the purposes of submitting a QOZ nomination on behalf of a State CEO.)** Upon submission, AMIS displays a "Thank you for registering" message and sends the following "create password email message" to the email address provided on the registration form. Note that the email address must be unique within AMIS. The AMIS Username for the registering user is the user's email address with four digits appended to it. The Username is included in the email message.

Figure 18: Create Password Email Message

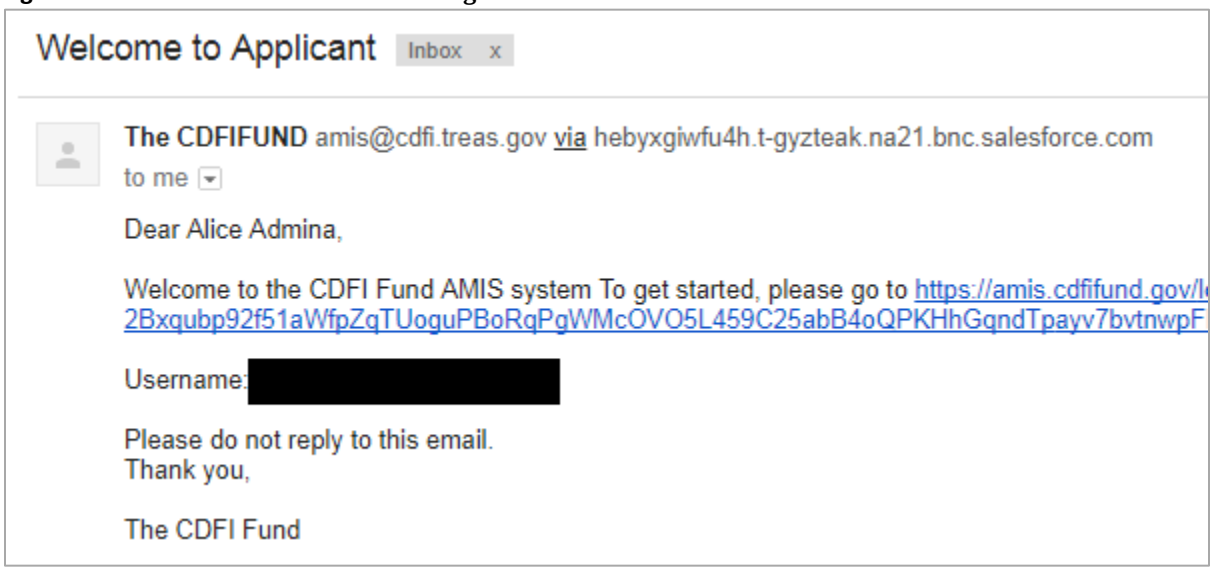

AMERICAN OVERSIGHT

Selecting the link in the email displays the AMIS "Change Your Password" page, where the registering user creates the password for the AMIS account. The password must be at least 8 characters, and contain letters, numbers, and at least one special character from the following:

! # $ % - _ = + < >

After entering the new password, the registering user is logged into AMIS. Note that there are three Contact types in AMIS: Admin User (full control); User (same as Admin User, but cannot create or change the permissions of other Contacts); and Viewer (read-only). The registering user is made an Admin User Contact for the newly created organization.

6.1.2 Changing the Organization's Time Zone

AMIS creates all users in the Eastern Standard Time Zone (i.e., GMT-05:00). The CDFI Fund recommends that States not on Eastern Standard Time correct their time zone. To change the organization's time zone, perform the following steps:

1. Select the My Settings option from the drop-down list that appears under your name in the top right corner of the screen.

Figure 19: My Settings Selection

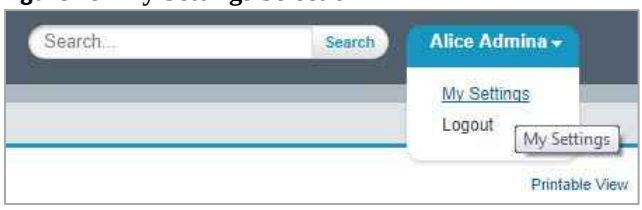

Figure 20.

2. This displays the AMIS Settings options. Select Location Settings.

Figure 20: My Settings Screen

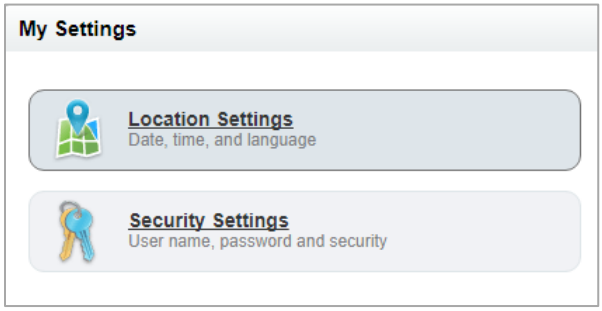

3. This displays the Location Settings option. Select the relevant time zone from the drop-down and click Save.

AMERICAN OVERSIGHT

Figure 21: Location Settings Screen

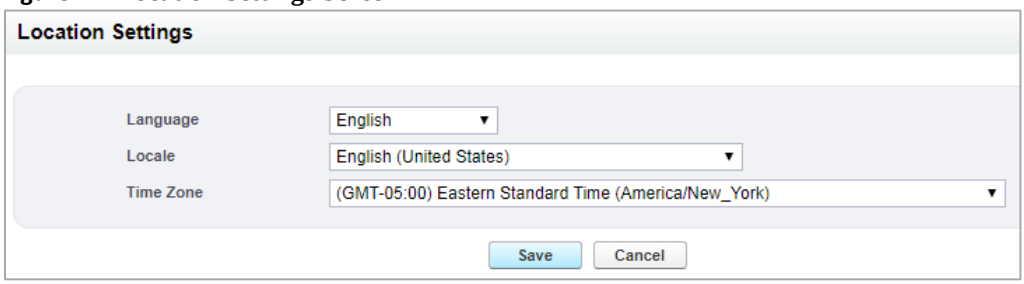

6.1.3 Registering Additional Contacts

Additional Contacts for an organization can be created in one of two ways. The preferred way is for the new user to go to the AMIS Login Page and click the "Join our Community" link. This will display the New User Registration page (see Figure 17: New User Registration Form).

The new user completes and submits the registration form. Upon submission, AMIS creates a Contact record (profile of Viewer) for that user for the organization requested. The new Contact has read-only permissions until an Admin User elevates the Profile to User or Admin User.

To elevate the Profile, the Admin User performs the following steps:

1. Go to the Contacts tab, select All Contacts from the drop-down, and click the Go! Button.

Figure 22: All Contacts View

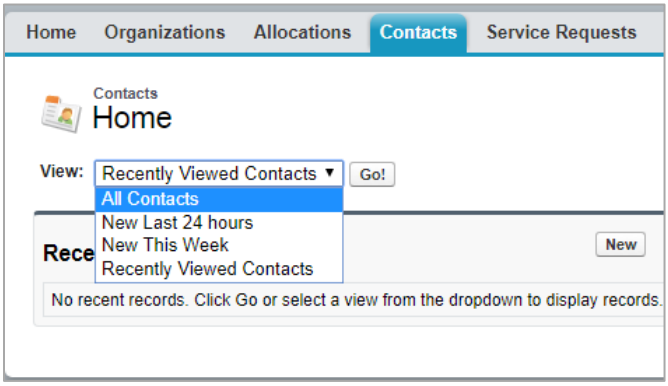

2. Click on the name of the Contact.

Figure 21: Organization List of Contacts

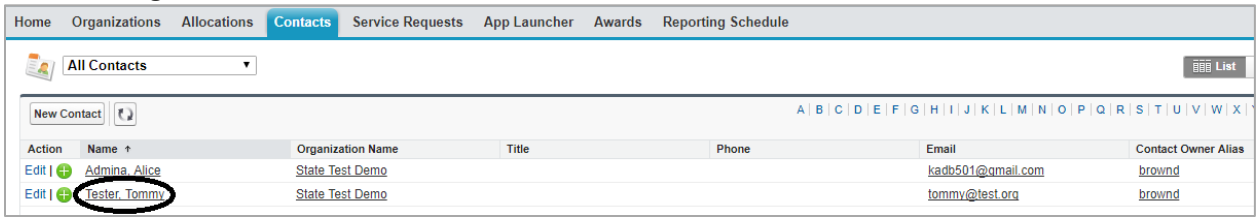

3. This displays the Contact Detail Page. Select View Partner User from the Manage External User drop-down.

AMERICAN OVERSIGHT

Figure 22: Manage External User Options – View Partner User

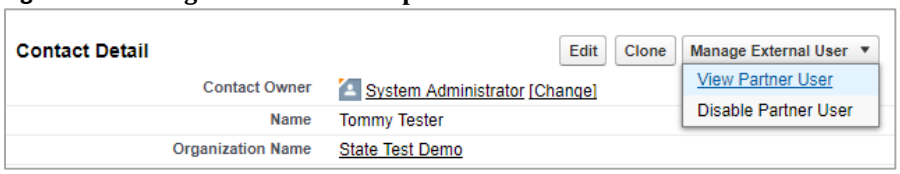

4. This displays the User Detail page. Click Edit, change the Profile setting, and click Save. For purposes of submitting designated Opportunity Zones, the CDFI Fund recommends that all Contacts be made Admin Users.

Figure 23: Manage External User Edit Screen

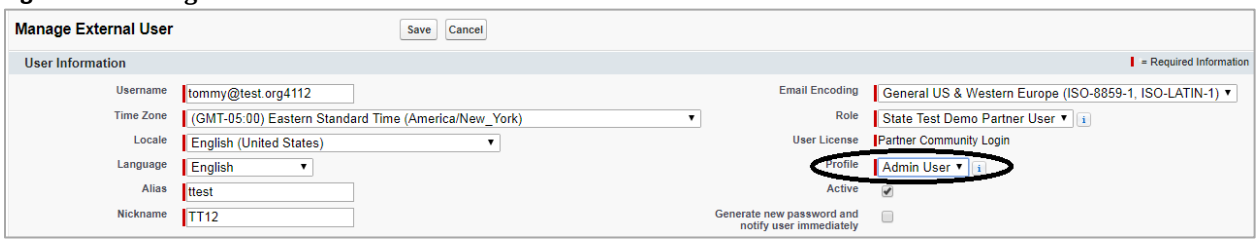

The new user will now have the appropriate type of access based on the Profile selected.

6.1.4 Creating a New Contact Manually

The second way to create a new Contact is for an Admin User to create the Contact manually. To create a new Contact, the Admin User performs the following steps:

1. Go to Contacts tab and click on the New button.

Figure 26: New Contact Button

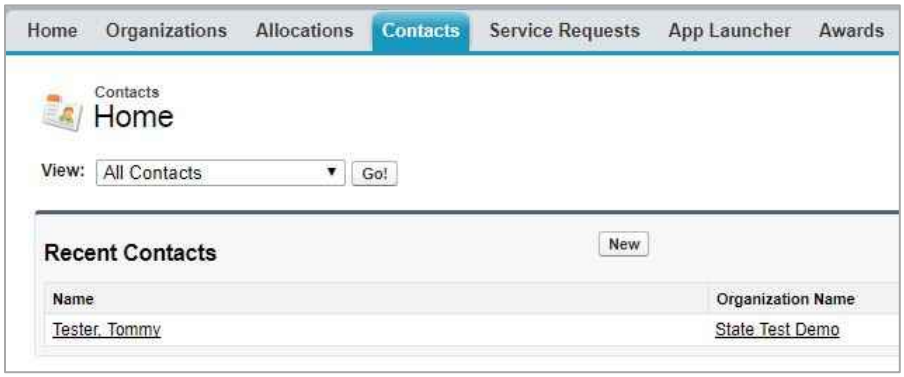

2. This displays the Contact Edit page. Complete the information for the new Contact and click Save. In AMIS, the red bar indicates a required field.

AMERICAN OVERSIGHT

Figure 24: Contact Edit Page



3. This creates the new Contact, but does not assign a Profile to the new Contact. Follow the steps in section 6.1.3 to make the new Contact an Admin User, User, or Viewer.

6.1.5 Disabling Contacts

Within AMIS, Contacts cannot be deleted or removed, but they can be disabled by an Admin User. A disabled Contact cannot log into AMIS. To disable a Contact, the Admin User performs the following steps:

1. Follow steps 1 and 2 from Section 6.1.3 to select the Contact to be disabled.
2. This displays the Contact Detail Page. Select Disable Partner User from the Manage External User drop-down.

Figure 25: Manage External User Options – Disable Partner User

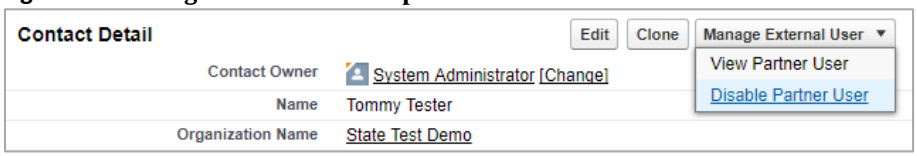

The Contact no longer has access to AMIS.

6.2 The Nomination Submission Process

Once a State has registered an organization in AMIS and the relevant Contacts have been created, a Service Request can be submitted with the State's nomination of Qualified Opportunity Zones.

Once logged into AMIS, a user performs the following steps to create and submit a Service Request.

1. Go to the Service Request tab and select the New Service Request button.

AMERICAN OVERSIGHT
NV-DA-20-0615-A-001402

Figure 29: Creating a Service Request

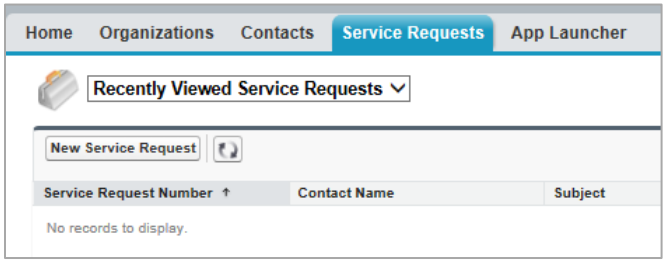

2. The Select Service Request Record Type page is displayed. Leave the default Record Type of "General Inquiry" and click the Continue button.

Figure 30: Select Service Request Record Type Page

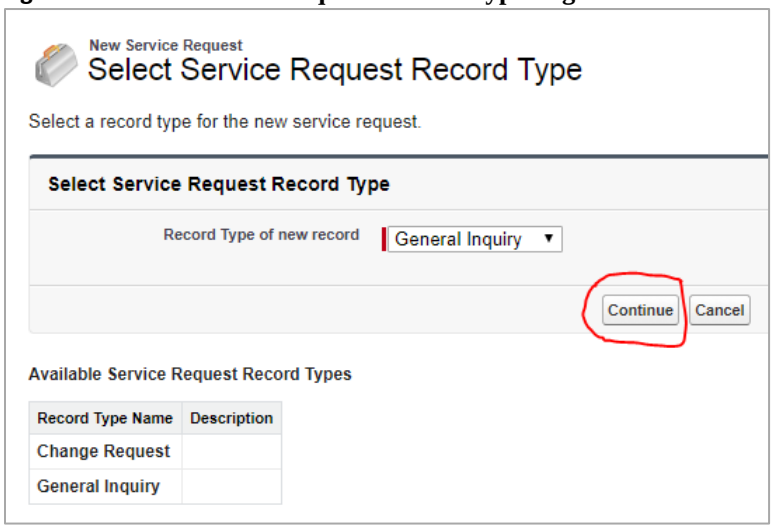

3. The Service Request Detail page is displayed. AMIS initializes some fields for you. AMIS sets the Contact Name and Organization Name to your name and organization. AMIS also sets the Status to *New*, the Service Request Origin to *Web*, and the Priority to *Medium*. You need only to complete three fields, plus attach documents. The first field is Type, and it is located in the Additional Information section. For the Type field, select the value "Opportunity Zones Designation" from the drop-down list. Leave the Status, Service Request Origin, and Priority fields to their default values.

Figure 26: Service Request Additional Information



4. The last two required fields are the Subject and the Description. Enter "Qualified Opportunity Zone Nomination by <<State Name>>" for both the subject and the description.

AMERICAN OVERSIGHT

Figure 27: Service Request Description Information

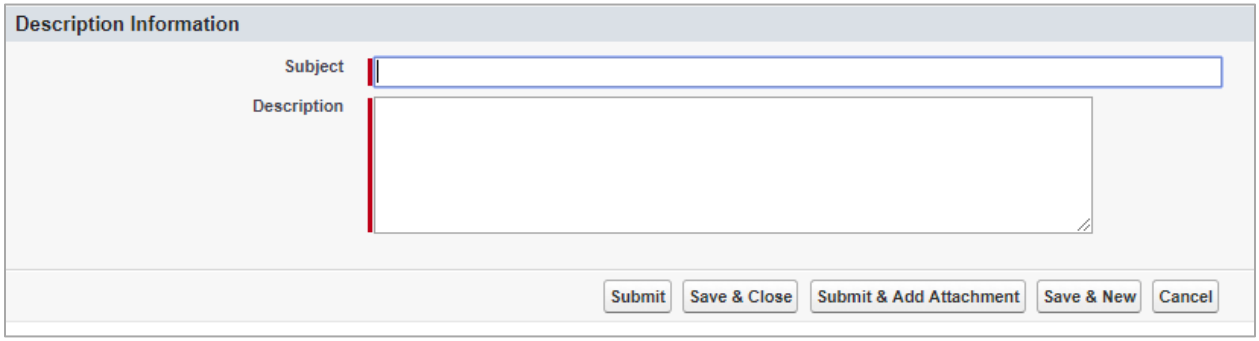

5. Click the "Submit & Add Attachment" button, which gives you the option to add attachments to the Service Request prior to submission. The Attach File to Service Request page is displayed. It provides the unique Service Request ID for your submission (i.e., 00010889 in the example below).

Figure 28: Attach File to Service Request Page

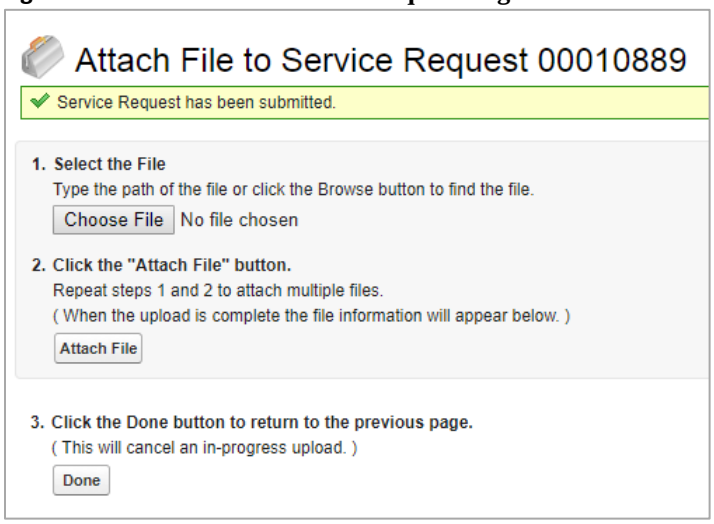

<u>DOCUMENTS TO ATTACH:</u> States should attach a completed Opportunity Zone Nomination Tool along with a letter from the State CEO, on executive letterhead, confirming the nomination.

6. To attach a document, click the Choose File button. This allows you to browse your computer for the document to attach. Once chosen, click the Attach File button. You will receive a message that the file is being attached, then you will see the name of the document displayed below the instructions, as shown in Figure 35. With a Service Request, you can attach only one document at a time; however, you can repeat the process (Figure 33, Steps 1 and 2) as many times as needed.

AMERICAN OVERSIGHT

Figure 29: Attach File Page Showing an Attached Document

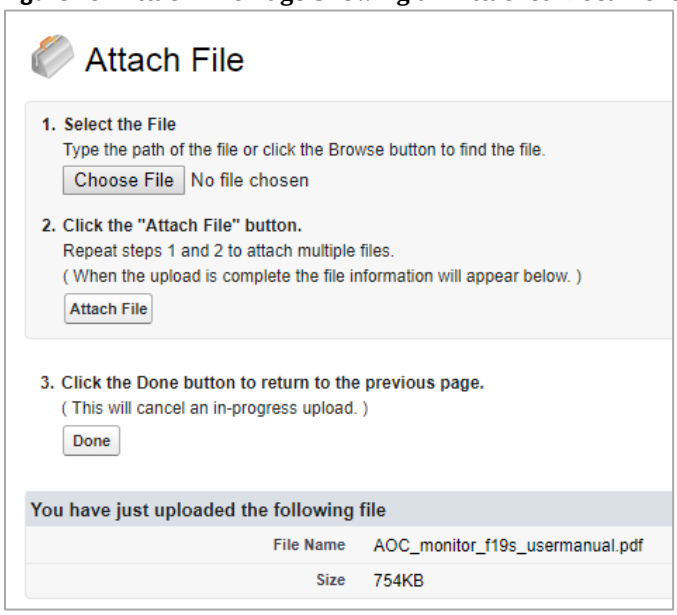

7. Once all of the required documents have been attached, verify that the file name(s) is displayed below the instructions and then click the Done button. Please do not click the Done button until you see the file name displayed below the instructions. Clicking Done before the files are properly attached will cancel the attachment, but you will not receive any message that the attachment was canceled.

This completes the submission of your Opportunity Zones nomination. As stated above, if you encounter any problems with the registration or submission processes, please contact the CDFI Fund AMIS Help Desk at AMIS@cdfi.treas.gov or 202-653-0422.

AMERICAN OVERSIGHT
NV-DA-20-0615-A-001405

Stephanie M. Klapstein

From: KSchnog@business.nv.gov
Sent: Wednesday, April 10, 2019 12:08 PM
To: Olivia.P.Imhoff2@who.eop.gov
Subject: FW: RSVP Confirmation

Good Afternoon Olivia,

The Nevada Governor's Office of Economic Development has requested that I represent the state at the Opportunity Zone Conference on April 17th. As you can see from the confirmation below, I have completed the registration. Still, due to the late completion I wanted to reach out directly to you to ensure there are no other details you may need from me in order to be able to attend the conference. I would like to confirm attendance before I expend state funds on travel plans.

Thank you sincerely,

Karen Schnog
State of Nevada Department of Business & Industry
3300 W. Sahara, Suite 425, Las Vegas, NV. 89102
Direct: (702) 486-3755; Email: kschnog@business.nv.gov
Web: www.business.nv.gov

Nevada Department of Business and Industry
"Growing business in Nevada"

From: The White House [mailto:noreply@whitehouse.gov]
Sent: Wednesday, April 10, 2019 11:49 AM
To: Karen Schnog <KSchnog@business.nv.gov>
Subject: RSVP Confirmation

AMERICAN OVERSIGHT

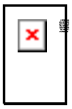

Dear Karen,

Thank you for submitting your RSVP. We have received your information. Please reach out to your point of contact with any questions.

Sincerely,
The White House



The White House • 1600 Pennsylvania Avenue, N.W. • Washington, D.C. 20500 • 202-456-1111

AMERICAN OVERSIGHT

Stephanie M. Klapstein

From: MicrosoftExchange329e71ec88ae4615bbc36ab6ce41109e@nv.onmicrosoft.com on behalf of Andrew Clinger <aclinger@gov.nv.gov>
Sent: Tuesday, March 20, 2018 8:29 AM
To: Paul Anderson; CJ Manthe
Subject: FW: [EXTERNAL]State of Nevada request
Attachments: FW: [EXTERNAL]State of Nevada request

Sender: aclinger@gov.nv.gov
Subject: FW: [EXTERNAL]State of Nevada request
Message-Id: <EF8329988738E146B40255A48CE4D0DF24FC57E9@CCEXCH01.STATE.NV.US>
Recipient: paul.anderson@diversifynevada.com

AMERICAN OVERSIGHT

Stephanie M. Klapstein

From: Andrew Clinger <aclinger@gov.nv.gov>
Sent: Tuesday, March 20, 2018 8:28 AM
To: Paul Anderson; CJ Manthe
Subject: FW: [EXTERNAL]State of Nevada request

FYI

Andrew Clinger
Senior Advisor
Office of Governor Brian Sandoval
101 North Carson Street
Carson City, NV 89701
T: 775-684-5670 | D: 775-684-5667 | F: 775-684-5683 | E: aclinger@gov.nv.gov

---

From: Michele Vietti
Sent: Tuesday, March 20, 2018 8:16 AM
To: Andrew Clinger <aclinger@gov.nv.gov>
Subject: FW: [EXTERNAL]State of Nevada request

I received the email below regarding the letter submitted requesting an extension.

Michele Vietti
Senior Administrative Assistant
Office of Governor Brian Sandoval

From: Opportunity Zone [mailto:ZoneO@cdfi.treas.gov]
Sent: Tuesday, March 20, 2018 6:52 AM
To: Michele Vietti <michelevietti@gov.nv.gov>; Opportunity Zone <ZoneO@cdfi.treas.gov>
Subject: RE: [EXTERNAL]State of Nevada request

Hi, Michele – thank you for your email and the letter from Governor Sandoval requesting to extend the determination period to nominate a population census tract for designation as a qualified opportunity zone for an additional 30 days. This email acknowledges receipt of the request and that the deadline for the State of Nevada to submit such a nomination has been extended to April 20, 2018.

Jeff Merkowitz
Senior Advisor
Community Development Financial Institutions Fund
U.S. Department of the Treasury
202-653-0329
www.cdfifund.gov

AMERICAN OVERSIGHT

From: Michele Vietti [mailto:michelevietti@gov.nv.gov]
Sent: Monday, March 19, 2018 7:56 PM
To: Opportunity Zone <ZoneO@cdfi.treas.gov>
Subject: [EXTERNAL]State of Nevada request

Dear Mr. Secretary,

Please find the attached request from the State of Nevada.
Should you have any questions, please feel free to contact our office.

Thank you,

Michele L. Vietti
Senior Administrative Assistant
Office of Governor Brian Sandoval
101 N. Carson St.
Carson City, NV 89701
T: 775-684-5670 D: 775-684-7124 F: 775-684-5683 E: michelevietti@gov.nv.gov

AMERICAN OVERSIGHT

Stephanie M. Klapstein

From: L-CASTRO@nvdetr.org
Sent: Monday, September 17, 2018 9:59 AM
To: dlsoderberg@nvdetr.org
Cc: m-vonseydewitz@nvdetr.org
Subject: FW: *Update* September 20, 2018 GOED Board Meeting - Agenda & Materials
Attachments: 4. GOED Board Meeting Minutes - August 14, 2018.pdf; 4. GOED Board Meeting Minutes - July 11, 2018.pdf; 1. September 2018 - Agenda.pdf

Don:
Let us know if you would like us to print this for you.

Lynn

From: Mariah Heriman
Sent: Monday, September 17, 2018 9:07 AM
Subject: *Update* September 20, 2018 GOED Board Meeting - Agenda & Materials

Good morning All,

Attached please find an updated agenda for the September 20, 2018 GOED Board meeting, with a corrected amount for Item 8B.

The materials are also posted and available on our website: http://www.diversifynevada.com/meetings/goed-board-meeting-1-1-1-1-1-1-1#agendas.

Please note, the materials for agenda item 8C. will be distributed tomorrow.

I have also attached the draft minutes from the July 11, 2018 and the August 14, 2018 meetings for your review.

Please also be reminded of the change in location for this meeting:

North
The Legislative Building
Legislative Counsel Bureau
401 South Carson St. Room 3137
Carson City, NV 89701

South
Grant Sawyer Building
Legislative Counsel Bureau
555 E. Washington Ave, Room 4412
Las Vegas, NV 89101

Thank you,
Mariah Heriman
Asst. to Paul Anderson
Program Management Specialist

AMERICAN OVERSIGHT

Nevada Governor's Office of Economic Development
555 East Washington Ave. Suite 5400
Las Vegas, NV 89101
Main: (702) 486-2700
Direct: (702) 486-2119
Cell: (702) 271-4296
www.diversifynevada.com
mheriman@diversifynevada.com

Nevada Governor's Office of
ECONOMIC DEVELOPMENT
Empowering Success

AMERICAN OVERSIGHT

STATE OF NEVADA
GOVERNOR'S OFFICE OF ECONOMIC DEVELOPMENT
BOARD MEETING
July 11, 2018

The meeting of the Board of Economic Development was called to order by Governor Brian Sandoval at the Legislative Counsel Bureau, 401 South Carson Street, Room 3137, Carson City, Nevada, 89701; and via video conference at the Grant Sawyer Building, Legislative Counsel Bureau, Room 4412, 555 E. Washington Avenue, Las Vegas, Nevada, 89101.

1. CALL TO ORDER, ROLL CALL AND ESTABLISH QUORUM

VOTING BOARD MEMBERS PRESENT
Governor Brian Sandoval, State of Nevada
Secretary of State Barbara Cegavske, State of Nevada
Dr. Weldon Havins, Director, Medical Jurisprudence and Ophthalmology, Touro University Nevada
Mr. Adam Kramer, Executive Vice President of Strategy, Switch, Inc.
Mr. James Barrett, Jr., President and Founder, The JABarrett Company
Dr. Dana Bennett, President, Nevada Mining Association
Mr. Dan Klaich, Voting Member at Large

BOARD MEMBERS ABSENT AND EXCUSED
Lieutenant Governor Mark Hutchison, State of Nevada
Mr. Raymond Specht, Founder and CEO, Specht Leadership Consulting

NON-VOTING BOARD MEMBERS PRESENT
Mr. Don Soderberg, Director, Department of Employment Rehabilitation and Training

NON-VOTING BOARD MEMBERS ABSENT AND EXCUSED
Dr. Thom Reilly, Chancellor and Chief Executive Officer, Nevada System of Higher Education

STAFF MEMBERS PRESENT
Paul Anderson, Executive Director, GOED, Secretary of Board
Derek Armstrong, Deputy Director, GOED
Matt Moore, Deputy Director, GOED
Karsten Heise, Director of Technology Commercialization, GOED
Bob Potts, Director of Research, GOED
Stacey Bostwick, Workforce Development Program Coordinator, GOED
Gillian Barclay, Healthcare Industry Specialist, GOED
Michelle Sibley, Executive Assistant / HR Coordinator, GOED
Melanie Sheldon, Program Manager, GOED
Mariah Heriman, Executive Assistant / Program Management Specialist, GOED

AMERICAN OVERSIGHT

GUESTS PRESENT
Assemblywoman Irene Bustamante-Adams
Sonia Mendez, Office of Assemblywoman Irene Bustamante-Adams
Scott Anderson, Secretary of State's Office
Henna Rasul, Attorney General's Office
Christine Guerci, Special Counsel to the Colorado River Commission and GOED
Shelli Long, Department of Taxation
Lezlie Helget, Department of Taxation
Phil Klevorick, Clark County Economic Development
Dave Mendiola, Humboldt County
Bill Arent, City of Las Vegas
Michelle Lindsey, NV Energy
Nate McKinnon, Nevada System of Higher Education
Michael Buis, Pacific States Communications
Bailey Schulz, Las Vegas Review Journal
Stan Thomas, EDAWN
Jared Smith, LVGEA
Michael Walsh, LVGEA
Kylie Rowe, LVGEA
Anthony Ruiz, LVGEA
Andrew Haskin, NNDA
Sheldon Mudd, NNRDA
Jan Morrison, NNRDA
Eric Fletcher, Allegiant Travel Company
Hilarie Grey, Allegiant Travel Company
Johnathan Jackson, Allegiant Travel Company
Scott Sheldon, Allegiant Travel Company
Paul Eickoff, Polaris Industries, Inc.
Carlo Luri, Bently Heritage, LLC
Bryan Davis, Bently Heritage, LLC
Blair Bigelow, Bigelow Aeorspace
Paul Rostek, Cyanco Company, LLC
Alana Ackerson, Figure Technologies, Inc.
June Ou, Figure Technologies, Inc.
Tony Hnat, Figure Technologies, Inc.

AMERICAN OVERSIGHT

2. PUBLIC COMMENT

Governor Brian Sandoval asked if anyone from the public sought to make public comment. No public comment was provided.

3. GOVERNOR SANDOVAL'S COMMENTS

Governor Sandoval advised he had led a State trade mission to the Basque region of Spain in June 2018 and had signed MOUs with the President of Bizkaia and the President of Navarra. The MOUs encourage closer ties, collaboration and trade in the areas of smart grid technology, renewable energy, blockchain technology, water technology, and agri-food industries.

In addition to many productive meetings, the trade delegation toured a facility where a key piece of the future of Southern Nevada's access to water is in the process of being built. Headquartered in the Basque Country of Spain, Indar, a world leader in rotating electrical machines, is manufacturing massive, cutting-edge submersible pumps to draw water from Lake Mead through the unprecedented infrastructure project known as the third straw.

The trade delegation also met with a manufacturer of cell phone-controlled door locks. The Governor noted a direct application to school safety and the ability for staff and teachers to have increased control in the event of an emergency. Governor Sandoval advised he had established a Statewide School Safety Task Force, charged with the safety of Nevada's schoolchildren and was excited about the potential application of this product.

The Governor's Office of Economic Development (GOED) International Trade division recently announced the creation of a new initiative aimed at attracting international, high-growth companies looking to establish U.S. footholds and expand. Nevada Global will partner with economic development agencies abroad to identify candidate businesses and connect them to Nevada's startup accelerator community.

4. APPROVAL OF THE MAY 17, 2018 BOARD MEETING MINUTES

A MOTION WAS MADE BY SECRETARY OF STATE BARBARA CEGAVSKE TO APPROVE THE MAY 17, 2018 MEETING MINUTES. THIS MOTION WAS SECONDED BY MR. JAMES BARRETT. THE MOTION PASSED UNANIMOUSLY.

AMERICAN OVERSIGHT

5. ABATEMENT APPLICATIONS FOR BOARD APPROVAL

A. BENTLY HERITAGE, LLC

- **SALES TAX ABATEMENT**
- **MODIFIED BUSINESS TAX ABATEMENT**
- **PERSONAL PROPERTY TAX ABATEMENT**

Mr. Andrew Haskin, Director of Business Development, Northern Nevada Development Authority (NNRDA), presented Bently Heritage and provided an overview of the company and abatements sought. Bently Heritage, LLC is a distilled spirits manufacturing business established in April 2016. The company had created a sustainable estate distillery in two historic properties located near downtown Minden. The company's products included premium spirits such as whiskey, gin, and vodka from local grains and botanicals. The company planned to hire an additional six employees at an average wage of $21.95 per hour and make a capital equipment investment of approximately $4.2 million. Mr. Haskin was joined by Mr. Carlos Luri, Director of Government Affairs and Mr. Bryan Davis, Marketing Director, Bentley Heritage, LLC.

Mr. Luri advised Bently Heritage, LLC would be expanding its current facility by building two new rickhouses, for whiskey storage and adding a bottling line. The distillery was also expected to open for public tours and tastings in the fall of 2018. Mr. Luri noted the recent public interest in craft distilling and historical tourism was anticipated to create a hub of activity in downtown Minden. This hub was expected to draw visitors from the Tahoe Basin and beyond which would bring additional revenues to local retailers, lodging and dining establishments.

Governor Sandoval asked if the botanicals and grains used in the company’s products were from Nevada. Mr. Davis confirmed and advised the company was constructing greenhouses on its ranch property to allow sustainable growth and harvesting of winter rye, wheat, and barley which would be malted in-house on the company’s own malting floor.

Governor Sandoval noted the company’s repurposing of two historic properties and asked the date these buildings were first constructed. Mr. Luri advised the Flour Mill had been built in 1906 and the Butter Factory was also over 100 years old.

Governor Sandoval commended the company for its commitment to Nevada’s history and noted that morning he’d had the privilege of being a part of a blessing ceremony at the Stewart Indian School, which was constructed in 1890 and was also undergoing a renovation and revitalization development.

A MOTION WAS MADE BY SECRETARY OF STATE CEGAVSKE TO APPROVE THE ABATEMENT APPLICATION OF BENTLY HERITAGE, LLC, FOR A SALES TAX ABATEMENT, MODIFIED BUSINESS TAX ABATEMENT, AND PERSONAL PROPERTY TAX ABATEMENT AS PRESENTED IN AGENDA ITEM 5A.

AMERICAN OVERSIGHT

THIS MOTION WAS SECONDED BY MR. DAN KLAICH. THE MOTION PASSED UNANIMOUSLY.

B. BIGELOW AEROSPACE

- **AVIATION SALES & USE TAX ABATEMENT**
- **AVIATION PERSONAL PROPERTY TAX ABATEMENT**

Ms. Kylie Rowe, Vice President of Economic Development, Las Vegas Global Economic Alliance (LVGEA) presented Bigelow Aerospace and provided an overview of the company and abatements sought. Bigelow Aerospace was founded in 1999, and their global headquarters is in North Las Vegas. The company is considering expanding its current operations. The expansion would accommodate the company's new project: the development and manufacture of Bigelow Aerospace's flagship spacecraft, the B330, an entirely autonomous platform outfitted with two dissimilar propulsion systems and entire suite of environmental life support systems. The B330 is the only spacecraft of its kind being developed in the world. Within the first year, the expansion would create five new jobs at an average hourly wage of $25 per hour and include capital investments of approximately $51 million in capital equipment and $6.5 billion investment in aviation parts over the forthcoming 20 years. Ms. Rowe was joined by Ms. Blair Bigelow, Vice President of Corporate Strategy, Bigelow Aerospace.

Ms. Bigelow advised Bigelow Aerospace was a relatively small outfit focused on accomplishing extraordinary things. The company hoped to be a symbol to Nevada for entrepreneurship, innovation, and technology advancement. To accommodate a new, groundbreaking project, the company was considering expanding its current North Las Vegas operations.

Governor Sandoval noted Bigelow Aerospace employed cutting edge aeronautical and mechanical engineers and asked if the company had a relationship with the University of Las Vegas (UNLV) and the University of Reno (UNR) engineering schools. Ms. Bigelow confirmed the company enjoyed a relationship with both schools and hoped to partner with them in the future.

Governor Sandoval inquired about the specific skill sets sought in employees. Ms. Bigelow advised the company sought skills in specialized avionics along with structural, electrical and mechanical engineering.

Governor Sandoval thanked the company for the innovation it bought to the state and noted Bigelow Aerospace was a Nevadan company set to play an important role in in the history of mankind.

A MOTION WAS MADE BY SECRETARY OF STATE CEGAVSKE TO APPROVE THE ABATEMENT APPLICATION OF BIGELOW AEROSPACE FOR AN AVIATION SALES AND USE TAX ABATEMENT AND AN AVIATION PERSONAL PROPERTY TAX ABATEMENT AS PRESENTED IN AGENDA ITEM

AMERICAN OVERSIGHT

5B. THIS MOTION WAS SECONDED BY MR. ADAM KRAMER. THE MOTION PASSED UNANIMOUSLY.

C. CYANCO COMPANY, LLC

- **SALES TAX ABATEMENT**
- **MODIFIED BUSINESS TAX ABATEMENT**
- **PERSONAL PROPERTY TAX ABATEMENT**

D. CYANCO COMPANY, LLC – CATALYST FUND

Mr. Sheldon Mudd, Executive Director, Northeastern Nevada Regional Development Authority (NNRDA), presented Cyanco Company, LLC and provided a brief overview of the company and abatements sought. Cyanco Company, LLC manufactures and markets chemicals products. The company produced solid to liquid systems, cyanide control systems, peroxide assisted leaches, analyzers and sodium cyanide for the gold mining industry. The company started producing liquid sodium cyanide in 1990 at a single plant in Winnemucca, Nevada. The original plant was designed to produce 28 million pounds of product annually. A second plant came online in 1997 and investments had been made in both plants over the years to debottleneck, implement improvements and enhancements and increase production. Today, the two plants had production capacity of over 240 million pounds annually. The company's expansion would generate 20 full-time jobs at an average of $44.53 per hour and an approximate capital equipment investment of $11 million. Mr. Mudd was joined by Paul Rostek, President and General Manager, Cyanco Company, LLC.

Mr. Paul Rostek advised Cyanco Company, LLC was considering expanding its Humboldt County facility. The project would involve the establishment of a new solid sodium cyanide manufacturing facility with an annual production capacity of 60 million pounds. The company would export 100% of product from its new solids facility to serve its customers in Canada, Mexico, Texas and other locations outside of Nevada. Over the company's history in Nevada, it has delivered more than two billion pounds of product safely without incident. Mr. Rostek advised the company also provided annual training exercises for employees, mines and first responders.

Governor Sandoval noted the company was considering both Texas and Nevada and asked about the company's next steps should it be awarded the abatements sought. Mr. Rostek advised the company anticipated making its decision very swiftly and advised the company was still in discussions regarding incentives at the local level.

Mr. Kramer asked what led the company to consider expanding in Winnemucca. Mr. Rostek advised Cyanco Company, LLC has been a proud member of the Winnemucca and Humboldt County communities for more than 25 years and enjoyed an excellent working relationship with the city and the county. Additionally, the company currently had two solution trains. If the Nevada mining requirements increased, the solids plant could accommodate a third train for converting excess into solids for global shipping. Therefore,

AMERICAN OVERSIGHT

the Winnemucca location represented a much broader strategic importance than just the initial solids plant. It could also be the launching pad for further expansions in Winnemucca.

Secretary of State Cegavske highlighted the company's letters of support for the application and noted the local communities were very supportive of the company's potential expansion.

Dr. Dana Bennett advised she would be abstaining from voting on Agenda items 5C and 5D as Cyanco Company, LLC was a member of Nevada Mining Association's governing board of directors.

A MOTION WAS MADE BY SECRETARY OF STATE CEGAVSKE TO APPROVE THE ABATEMENT APPLICATION OF CYANCO COMPANY, LLC FOR A SALES TAX ABATEMENT, MODIFIED BUSINESS TAX ABATEMENT AND PERSONAL PROPERTY TAX ABATEMENT AS PRESENTED IN AGENDA 5C AND CATALYST FUND GRANT IN AN AMOUNT NOT TO EXCEED $100,000, AS DESCRIBED IN AGENDA ITEM 5D. THIS MOTION WAS SECONDED BY MR. KLAICH. THE MOTION PASSED UNANIMOUSLY.

E. G4 WORKS, LLC

- **AVIATION SALES TAX ABATEMENT**
- **AVIATION PERSONAL PROPERTY TAX ABATEMENT**

Mr. Michael Walsh, Vice President of Economic Development, LVGEA, presented G4 Works, LLC and provided a brief overview of the company and abatements sought. G4 Works, LLC operated as a subsidiary of Allegiant Travel Company (Allegiant). Allegiant operated an airline founded in 1998 and was now as one of America's premier ultra-low-cost-carriers, offering non-stop air service to leisure travelers from under-served small and medium-sized communities to world-class destinations. Allegiant provides nonstop, scheduled service from 120 U.S. cities. In addition to its scheduled service, the airline also operated charter service throughout the U.S., Mexico and Canada Within the first year, the expansion would create seven new jobs at an average hourly wage of $20.52 per hour and include capital investments of approximately $6.2 million in capital equipment and $595,564 investment in aviation parts over the forthcoming 20 years. Mr. Walsh was joined by Mr. Scott Sheldon, Chief Financial Officer and Mr. Jonathan Jackson, Specialist, Government Affairs, Allegiant Travel Company.

Mr. Sheldon advised G4 Works, LLC was considering establishing an aircraft maintenance and distribution center in southern Nevada. The project would create a stock warehouse in Las Vegas. This warehouse would contain aircraft parts and tools capable of servicing Allegiant Travel Company's planes at the Las Vegas McCarran International Airport, as well as at other airports across the Allegiant network and strengthen the operational efficiency of Allegiant's aircraft maintenance in the region.

AMERICAN OVERSIGHT

Governor Sandoval inquired about the specific skill sets sought for the jobs in the company's application. Mr. Sheldon advised the company would be seeking to fill a variety of positions including parts clerks, technical purchasing skill sets and other technical expertise in the areas of parts procurement.

Governor Sandoval asked if the company planned to do the maintenance on its new western fleet in Las Vegas. Mr. Sheldon advised the parts and tooling support would be housed out of Las Vegas. Currently, Allegiant was at the tail end of a complete fleet transition from an MD-80 operator to an all airbus operator. This would involve significant network configuration changes. The company planned to use Las Vegas as a launching ground and support base for its western destinations. Historically, the company has used Arizona as a teardown facility for its MD-80 fleet in addition to its parts support. The fleet transition provided an opportunity and enhance its Southern Nevada activities and operations.

Mr. Kramer commended Governor Sandoval and Director Anderson, for their involvement in passing the aviation abatement legislation. G4 Works, LLC's application was in complete alignment with the intent of attracting, retaining, and growing aviation operations in Nevada.

Governor Sandoval concurred on the importance of the bill and noted it had greatly increased Nevada's competitiveness in this area.

A MOTION WAS MADE BY DR. BENNETT TO APPROVE THE ABATEMENT APPLICATION OF G4 WORKS, LLC, FOR AN AVIATION SALES TAX ABATEMENT AND AN AVIATION PERSONAL PROPERTY TAX ABATEMENT AS PRESENTED IN AGENDA ITEM 5E. THIS MOTION WAS SECONDED BY DR. WELDON HAVINS. THE MOTION PASSED UNANIMOUSLY.

6. ABATEMENT APPLICATIONS FOR DIRECTOR APPROVAL

A. FIGURE TECHNOLOGIES, INC.

- **SALES TAX ABATEMENT**
- **PERSONAL PROPERTY TAX ABATEMENT**

Mr. Stan Thomas, Executive Vice President, Economic Development Authority of Western Nevada (EDAWN) presented Figure Technologies, Inc. and provided an overview of the company and abatements sought. Figure Technologies, Inc. is a financial technology company with the mission of leveraging blockchain, AI, and advanced analytics to unlock new access points for consumer credit products that can transform the financial lives of its customers. The company provides home equity release solutions, including home equity lines of credit, home improvement loans and home buy-lease back offerings for retirement. Concurrently, Figure Technologies, Inc. is building a blockchain protocol for the origination, custody, trading and securitization of whole loans and other assets. The company had significantly de-risked capital for equity release takeout, with participation from multiple leading buy and sell side firms who will transact using the blockchain. The company also provided its members with financial literacy products via content and support

AMERICAN OVERSIGHT

on its site. The products were built on the three pillars of financial literacy, financial empowerment and action. Figure Technologies, Inc. currently had offices in San Francisco, CA and Bozeman, MT. The company planned to hire 65 employees at $30.01 per hour and make and approximate capital investment of $264,615. Mr. Thomas was joined by Ms. June Ou, Chief Operating Officer, Figure Technologies, Inc.

Ms. Ou advised Figure Technologies, Inc. was considering locating a facility in downtown Reno. The proposed facility would house the company's customer service, loan servicing, financial advisory and engineering operations. Ms. Ou noted the company had been pleased with Reno thus far and generally impressed with the local and state government in terms of their commitment to the residents of Nevada.

Governor Sandoval inquired about the company's workforce and recruitment requirements. Ms. Ou advised the company sought to fill a variety of positions. There would be customer service positions which may be of interest to graduates of UNR. These jobs could also provide pathways to certified financial planning certifications or registered investment advisors. The company would also be hiring positions in asset management, marketing and engineering.

Governor Sandoval noted the company has already made an initial connection with UNR and suggested the company also connect with UNLV. Ms. advised the company planned to be involved in the local community and engaged with the universities. Engineers at the company's Montana facility often volunteered to teach University classes.

Governor Sandoval asked about the company's next steps should it be awarded the abatements sought. Ms. Ou advised the company had already put recruitment plans in place for the Reno facility.

Mr. Kramer suggested the company might, at some point, be interested in connecting with an existing Reno based company called Filament, an innovative startup that develops blockchain solutions to leverage industrial internet of things data.

Director Anderson advised the company would be returning with a Catalyst Application for the September 20, 2018 Board Meeting. There would also be discussions around WINN funding to assist in building a pipeline of qualified employees.

Governor Sandoval noted it was tremendous to have a company of this caliber see Reno and Nevada as a place to locate, grow and thrive.

DIRECTOR ANDERSON APPROVED THE APPLICATION FOR A SALES TAX ABATEMENT AND A PERSONAL PROPERTY TAX ABATEMENT AS DESCRIBED IN AGENDA ITEM 6A.

AMERICAN OVERSIGHT

B. POLARIS INDUSTRIES, INC. – Catalyst Fund

Mr. Haskin, NNDA, presented Polaris Industries, Inc.'s Catalyst Fund application. Polaris Industries, Inc. designs, engineers, manufactures and markets power sports vehicles worldwide. The company offers ORVs, including all-terrain vehicles and side-by-side vehicles for recreational and utility use; snowmobiles; motorcycles; and low emission, light duty hauling, passenger, commercial and industrial vehicles, as well as snow bike conversion kit systems. Polaris Industries, Inc. also produces or supplies various replacement parts and accessories and manufactures, distributes, retails, and installs aftermarket parts and accessories for light trucks, jeeps, sport-utility vehicles, and other four-wheel drive vehicles. The project would create 64 new jobs at an average hourly wage of $21.95 an hour with an approximate investment of $13.6m in capital equipment. The company's catalyst application was in addition to its application for standard abatements at the March 15, 2018 GOED Board Meeting where the company was approved for a Modified Business Tax abatement, Sales and Use Tax abatement, and a Personal Property tax abatement. Mr. Haskin was joined by Mr. Paul Eickhoff, Senior Director of Distribution, Polaris Industries, Inc.

Mr. Eickhoff advised Polaris Industries, Inc. would be establishing a new western United States distribution center in Fernley, Nevada. The company currently had existing distribution centers in Ohio and South Dakota and was looking for western United States presence to maximize efficiency and delivery speed to the company's customers. Mr. Eickhoff noted the company appreciated being considered for the Catalyst Fund grant and looked forward to a continued partnership with the state of Nevada, Lyon County, and city of Fernley.

Director Anderson noted Polaris Industries, Inc. was creating quality jobs with good wages and he looked forward to seeing the continued growth of the company in Nevada. Director Anderson also thanked Lyon County for its assistance in the Catalyst Fund grant process.

DIRECTOR ANDERSON APPROVED THE CATALYST FUND GRANT IN AN AMOUNT NOT TO EXCEED $100,000, AS DESCRIBED IN AGENDA ITEM 6B.

7. WORKFORCE INNOVATION FOR THE NEW NEVADA (WINN) FUND PROGRAM FOR BOARD APPROVAL

A. RATIFICATION OF SUPPLEMENTAL NUTRITION ASSISTANCE PROGRAM (SNAP) RECIPIENT PILOT PROGRAM – Requesting funding for pilot program, not to exceed $210,000 – approved by Director at March 15 Board meeting, now to be approved by Board.

Director Anderson advised this item had initially been approved at the March 15, 2018 Board Meeting. However, the dollar amount exceeded Director approval. Therefore, today's agenda item would comprise an update and a ratification of the item. Director Anderson introduced Ms. Stacey Bostwick, Workforce Development Program Coordinator, GOED

AMERICAN OVERSIGHT

Ms. Bostwick advised this application pertained to phase two of the project. The GOED Board had also approved an appropriation for phase one which was launched in January 2018. Western Nevada College was the primary education provider in phase one with an initial plan to serve 20 individuals on SNAP. Phase two is a program expansion to offer an additional 100 placements. Both Truckee Meadows Community College and Western Nevada College were gaining impetus with these programs. Therefore, there would be robust program data available next quarter. Ms. Bostwick advised that utilizing state funding, such as WINN, or local funding for investments in workforce training, produced potential to unlock federal funding for educational institutions and generate opportunities for program development and expansion to meet the demands of local employers.

Governor Sandoval asked if the program would also be made available in Southern Nevada. Ms. Bostwick advised all existing WINN funded projects in manufacturing, technology and health would be used as a platform to expand on a wider level.

Governor Sandoval commended the program and noted it provided individuals an opportunity to enter or re-enter the workforce and access quality employment, wages and benefits.

A MOTION WAS MADE BY MR. BARRETT TO APPROVE THE RATIFICATION OF THE SNAP PILOT PROGRAM AS PRESENTED IN AGENDA ITEM NUMBER 7. THIS MOTION WAS SECONDED BY DR. HAVINS. THE MOTION PASSED UNANIMOUSLY.

8. WORKFORCE INNOVATION FOR NEW NEVADA (WINN) FUND PROGRAM FOR DIRECTOR APPROVAL.

A. GROWING THE NURSING WORKFORCE TO IMPROVE POPULATION HEALTH OUTCOMES AND CREATE JOBS IN THE STATE OF NEVADA
Request for approval to enter into a WINN Grant agreement not to exceed $90,000.

Ms. Bostwick advised Agenda item 8. would be moved to the September 20, 2018 GOED Board Meeting. The project scope had recently changed due to additional employer partners wishing to participate.

9. PERFORMANCE MEASURES REPORT

Bob Potts, Research Director, GOED presented the GOED Performance Measures report covering economic development activity in Q2 of 2018.

There were 35 assisted companies reported in the first half of 2018. Of these, 21 are new to Nevada and 14 are existing companies expanding operations. These companies are expected to add 2,294 jobs to Nevada's economy in the next two years and to more than double that count once they are fully staffed.

AMERICAN OVERSIGHT

Of the 35 companies, 34 percent were manufacturers followed by logistics and operations (33 percent), and information technology (11 percent). The remaining 20 percent were essentially evenly split between the aerospace, tourism, healthcare and finance sectors.

The average hourly wage paid by companies assisted this year stands at $28.59. This reflects a $7.71 improvement over what it was for the same period last year when they stood at $20.88.

Capital investment by the 35 companies assisted this year currently stands at $329.8 million. This reflects a $153.2 million, or 86.7 percent improvement over what it was the same period last year.

Regarding recruitment activity, there were 23 wins in the first quarter of 2018. This represents a 53.3 percent increase from both the previous quarter and the first quarter of 2017. Activity in the earlier stages of the recruitment pipeline also showed marked improvement. When compared to last quarter, New Leads and Prospects were up by 52.8 and 8.4 percent, respectively; when compared to last year, they were up by 91.9 and 38.5 percent, respectively.

In the first quarter, there were an additional 10 leads and two prospects added to the Global Recruiting Pipeline. After removing those which have become inactive, the current inventory of all active global leads and prospects now stands at 46 and 12, respectively.

Performance activity for the Nevada Procurement Technical Assistance Center (PTAC) through the first nine months of this fiscal year had been exceptionally strong. Year to-date, the number of contracts was already 43.5 percent above last year's total and the contract amount even greater at 125.6 percent. The number of clients had slipped slightly in the most recent quarter, but the year-to-date average was still well above historic annual counts. The Nevada PTAC credits much of its recent success to resource partners like the U.S. Small Business Administration, the Nevada Department of Business and Industry, the Nevada Small Business Development Center and local chambers of commerce in promoting their free counseling services, training seminars and networking events.

In 2017, the number of Certified Emerging Small Businesses (ESB's) expanded by 34.2 percent and now stands at 1,139. For the year, the number of ESB's solicited to submit a quote, bid, or proposal on a contract improved by 335.0 percent when compared to 2016. This significant growth was largely the result of a broad outreach campaign by the Clark County School District. From 2016 to 2017, the number, amount, and average contract amount grew by 4.3, 7.9, and 3.4 percent, respectively.

Over the past two quarters, customers responded with perfect scores to the Nevada Film Office (NFO) Client Satisfaction Survey. Only once before in 2014 was customer satisfaction with the NFO this high. The Index is an aggregate measure on how customers

AMERICAN OVERSIGHT

rated their experience on availability, responsiveness, knowledge, willingness to help, and overall level of service. Since inception in 2014, client responses to the Nevada Film Office's Satisfaction Survey have consistently been very good.

The Community Development Block Grant Program (CDGB) underwent some big changes in 2017 when Carson City reverted to the state's CDBG program. As an Entitlement program, Carson City's focus is urban with different priorities than that of the GOED-CDBG rural programs. In 2018, there were 14 grants totaling $3,524,603. Rural Nevada received 9 grants with a total allocation of $3,061,919 and Urban Nevada received five grants with a total allocation of $462,684.

The number of workers in Nevada's economy continues to set record levels and currently stands at 1,374,200. This reflects a gain of 261,600 jobs since the recessionary low and 76,900 above the pre-recession high. Nevada currently has the fastest private sector job growth in the country. The unemployment rate currently stands at 4.8 percent; a 0.3 percentage point improvement from this time last year and 8.9 points below the recessionary high of 13.7 percent. The prerecession unemployment low was 3.9 percent.

With the addition of 210 jobs, there are currently 14,300 workers employed in Nevada's Aerospace and Defense sector. Average annual earnings also improved by $380 and now stand at $85,500. When compared to last year, there had been a 5.9 percent increase in jobs and a 1.8 percent increase in earnings.

The number of jobs in Nevada's Business Information Technology sector expanded in the second quarter with the addition of 220 positions. Average earnings were essentially unchanged with only a slight improvement of $80 per year. For the year, job counts had improved by 3.8 percent and earnings by 1.7 percent.

When compared to last quarter, an additional 1,200 jobs were added to Nevada's Health and Medical sector for a total of 111,800 workers employed. Growth in earnings, however, was flat and currently stands at $56,400. When compared to last year, job counts in Nevada's healthcare sector had expanded by 5.0 percent and earnings by 0.6 percent.

There are currently 54,200 workers in Nevada's Natural Resource Technologies sector with the addition of 1,760 jobs in the second quarter. Average annual earnings had been unchanged and currently stand at $66,400. When compared to last year, job counts had improved by 8.7 percent and earnings by 1.2 percent.

Although there was a slight annual earnings improvement of $110 in Nevada's Manufacturing and Logistics sector, job counts improved by more than 2,700 workers in the second quarter. Overall, the sector now employs 125,100 workers with average annual earnings of $59,400. For the year, jobs had grown by 6.29 percent and earnings by 3.2 percent.

Growth has been strong in Nevada's Manufacturing sector with the addition of 1,340 workers in the second quarter. Currently there are 46,200 workers employed in the sector

AMERICAN OVERSIGHT

making, on average, $55,900 per year. Since last year, job counts had grown by 7.2 percent and average annual earnings by 1.8 percent.

10. DIRECTOR'S REPORT – REVIEW AND DISCUSSION

Director Anderson advised the Governor led Basque Region Trade Mission had proved very productive. The delegation had the opportunity to meet with a large group of commercial entities in conjunction with higher education institutions.

A month prior to the launch of Nevada Global, GOED implemented a soft launch/pilot which generated a significant amount of interest. As part of the soft launch Nevada Global conducted its first recruiting trip to Poland led by GOED's Director of Special Projects, Pawel Pietrasienski. Mr. Pietrasienski conducted a one-week boot camp for thirty companies in Lublin, Poland in partnership with the Lubelskie Government and the Polish American Chamber of Commerce of Nevada. Five of the companies that participated in the boot camp would visit Nevada for one week in July for an orientation of Nevada Global.

In the forthcoming months, an inbound delegation will be visiting from Spain. This delegation would also participate in a Nevada Global boot camp as preparation to enter the U.S. market

In June 2018, GOED signed an MOU with the World Trade Center (WTC), which was owned and operated by the Las Vegas Convention and Visitors Authority. This would further enhance collaboration to build the Las Vegas brand as a global business destination and grow international visitation to both the destination and to tradeshows like CES. Additionally, the MOUs provided the opportunity to expand business opportunities across several industry sectors.

During the months of May and June 2018, GOED International Trade Division provided financial assistance awards through the State Trade Expansion Program Grant to 9 companies for a total amount of $43,000. The financial assistance awards are used to assist companies by offsetting the cost of engaging in export sales activities. GOED had applied for additional funding in order to expand the program in the next biennium.

Nevada Institute for Autonomous Systems (NIAS) has intensified human resource efforts to stand up the Nevada Drone Center of Excellence (NDCOE) for Public Safety and recently completed a Nevada Drone Industry State-wide survey that reflected strong support toward the State of Nevada and NIAS to open the NDCOE. NIAS is in the process of conducting sponsorship reach outs and standing up a fund-raising capability from ground zero. Safe and successful UAS operations rely on quality training, end user education and maximizing public safety processes.

GOED and Bank of Nevada approved two more Nevada Opportunity Fund Loans totaling $150,000. Senate Bill 126 created the Nevada Opportunity Fund. The Nevada Opportunity

AMERICAN OVERSIGHT

Fund was created during the last legislative session to help provide small business owners access to funding. One million dollars of state funds were set aside and available through the Governor's Office of Economic Development to assist businesses unable to meet conventional small business loan qualifications. The Opportunity Loan program had now approved 4 of 5 applicants for a total of $225K. GOED and Bank of Nevada were developing the program and marketing to expand into rural areas.

The Community Development Block Grant (CDBG) approved eight projects for full funding, one project approved for partial funding with conditions. An additional six entitlement projects for ~$500K for Carson City were also approved. This was a great investment in the rural communities, and certainly more community development focused versus pure economic development. This was an important piece of the puzzle when looking at rural communities and the opportunities for CDBG grants and the Main Street Program.

The IRS certified Nevada's 61 Opportunity Zone census tracts. GOED was currently looking to build a task force to ensure investment opportunities are highlighted to as many people as possible and to encourage local investment.

The Nevada Film Office's new online locations directory was completed and online. The Directory was designed to better connect potential film locations around Nevada with production companies, giving local businesses more control and more opportunity.

Together with the Nevada Department of Transportation (NDOT), Nevada Procurement Technical Assistance Center (PTAC) went on an outreach trip at the beginning of May to Winnemucca, Lovelock, Elko, Battle Mountain, Ely and Eureka. The purpose was to promote PTAC's free procurement technical assistance regarding public sector contracting and subcontracting, provide training on how to do business with the government, and deliver training on how to do business with NDOT. A total of 11 business representatives attended the workshops.

The Workforce Innovations for New Nevada (WINN) program is expanding and growing. A focus issue was establishing a pipeline of nursing and health professionals. The first stage of the solution strategy would be rolled out from July to December 2018 and would target faculty development for the Certified Nursing Assistant (CAN) programs offered at the high school level. Director Anderson highlighted Ms. Bostwick as a tremendous resource for the WINN program.

Director Anderson commended Mr. Potts, GOED's Research Director, for his contribution to the state and the nation regarding workforce development. Director Anderson noted Mr. Potts' comprehensive understanding of workforce development, how it affects the ability to grow in a sustainable way, and how to build the infrastructure and pipelines for employers immediate and future needs.

AMERICAN OVERSIGHT

In June 2018 GOED welcomed Mr. Joel Lenz as its new Mining Industry Specialist. Mr. Lenz had over 35 years of Nevada mining and leadership experience culminating as the General Manager of the Newmont Phoenix mine. Mr. Lenz was based in GOED's Elko office.

11. STATE OF NEVADA UNEMPLOYMENT RATE UPDATE ABATEMENT APPLICATIONS FOR BOARD APPROVAL as established by the Research and Analysis Division of the Nevada Department of Employment, Training and Rehabilitation.

Agenda item 11. was for information only. GOED is committed to providing this information for each Board meeting. There were no questions or comments regarding this item.

12. PUBLIC COMMENT

Governor Sandoval asked if anyone from the public sought to make public comment. No public comment was provided.

13. ADJOURNMENT

A MOTION WAS MADE BY SECRETARY CEGAVSKE TO ADJOURN THE MEETING. THIS MOTION WAS SECONDED BY DR. BENNETT. THE MOTION PASSED UNANIMOUSLY.

AMERICAN OVERSIGHT

STATE OF NEVADA
GOVERNOR'S OFFICE OF ECONOMIC DEVELOPMENT
BOARD MEETING
August 14, 2018

The meeting of the Board of Economic Development was called to order by Governor Brian Sandoval at the Grant Sawyer Building, Governor's Conference Room, 555 E. Washington Avenue, Room 5100, Las Vegas, Nevada, 89101; and via video conference at the Capitol Building, 101 N. Carson Street, Carson City, Nevada 89701.

1. CALL TO ORDER, ROLL CALL AND ESTABLISH QUORUM

VOTING BOARD MEMBERS PRESENT
Governor Brian Sandoval, State of Nevada
Lieutenant Governor Mark Hutchison, State of Nevada
Dr. Weldon Havins, Touro University, Nevada
Mr. James Barrett, Jr., President and Founder, The JABarrett Company
Dr. Dana Bennett, President, Nevada Mining Association
Mr. Dan Klaich, voting member at large
Mr. Raymond Specht, Founder & CEO Specht Leadership Consulting

BOARD MEMBERS ABSENT AND EXCUSED
Secretary of State Barbara Cegavske, State of Nevada
Mr. Adam Kramer, Executive Vice President of Strategy, Switch, Inc.

NON-VOTING BOARD MEMBERS PRESENT
Mr. Don Soderberg, Director, Department of Employment Rehabilitation and Training

NON-VOTING BOARD MEMBERS ABSENT AND EXCUSED
Dr. Thom Reilly, Chancellor and Chief Executive Officer, Nevada System of Higher Education

STAFF MEMBERS PRESENT
Paul Anderson, Executive Director, GOED, Secretary of Board
Derek Armstrong, Deputy Director, GOED
Matt Moore, Deputy Director, GOED
Bob Potts, Director of Research, GOED
Jessica Sanders, Program Specialist – CDBG, GOED
Melanie Sheldon, Program Manager, GOED
Mariah Heriman, Executive Assistant / Program Management Specialist, GOED

GUESTS PRESENT
Assemblywoman Irene Bustamante-Adams
Sonia Mendez, Office of Assemblywoman Irene Bustamante-Adams

AMERICAN OVERSIGHT

Nicole Linan, Lieutenant Governor's Office
Scott Anderson, Secretary of State's Office
Lori Chatwood, State Treasurer's Office
Henna Rasul, Attorney General's Office
Michelle Briggs, Attorney General's Office
Russell Guindon, Legislative Council Bureau
Pat Whitten, Storey County
Hugh Gallagher, Storey County
Bob Sader, TRIC General Improvement District Management
Brian Gordon, Applied Analysis
Paul Taggert, Taggert & Taggert, Ltd.
Alise Porto, Switch, Inc.
Patricia Mulroy, Switch, Inc.
Gary Milliken, Switch, Inc
Chris Reilly, Tesla, Inc.
Brian Scelfo, Tesla, Inc.
Martin Johnson, JNA Consulting Group, LLC
Randall W. Aleman, Emerald Lake T.C.
Kendra Follett, Sherman & Howard, LLC
Matthew Digesti, Blockchains
Leo Drozdoff, Drozdoff Group, LLC
Alex Samuelson, The Griffin Company, LLC

2. PUBLIC COMMENT

Governor Sandoval asked if anyone from the public sought to make public comment. No public comment was provided.

3. GOVERNOR SANDOVAL'S COMMENTS

Governor Sandoval noted he had recently led a trade mission to Ghana and South Africa. The trip had been focused on collaboration and trade in the areas of water technology, education and mining. More details would be provided at the next full Governor's Office of Economic Development (GOED) Board meeting.

4. REVIEW AND APPROVAL OF ECONOMIC DEVELOPMENT FINANCING PROPOSAL (EDFP) TAHOE RENO INDUSTRIAL CENTER (TRIC) EFFLUENT WATER PIPELINE

Director Paul Anderson, Executive Director, GOED provided an overview of the TRIC Effluent Pipeline Project and the request for bonding authority of $35 million to facilitate construction of the pipeline.

AMERICAN OVERSIGHT

The authority from GOED came out of SB 1, often referred to as the Faraday Special Session, that referenced a development at Apex Industrial Park, North Las Vegas. One of the qualifiers to access bonding authority was the presence of a qualified project making a capital investment of over $1 billion. TRIC's qualifying project was the Tesla Gigafactory. Given the strategic positioning of TRIC relative to the Truckee Meadows Water Reclamation Facility (TMWRF) and the needs of TRIC's tenants, the objective of this financing proposal was to develop an approximate 13-mile effluent water pipeline from TMWRF to TRIC, as well as several storage, advanced treatment and transmission components at TRIC. The entire project will be known as the "Effluent Project'; the pipeline from TMWRF to TRIC as the 'off-site Effluent Project' and the on-site improvements as the 'onsite Effluent Project'. Only the off-site Effluent Project will be considered for financing as part of an Economic Development Financing Proposal (EDFP). Increased availability of Process Water at TRIC from the Effluent Project is expected to resolve short and long-term load and capacity issues for TMWRF, improve water quality in the Truckee River and facilitate continued major future economic development benefitting all of northern Nevada.

Director Anderson introduced Mr. Pat Whitten, Storey County Manager. Mr. Whitten advised Storey County appeared before the Board a year prior, asking the Board to consider the EDFP as a means to further stimulate economic growth and build out in TRIC. Subsequently, selected project and financing elements had been modified and Storey County was back with a revised approach to finance the off-site Effluent Project.

Instead of one developer involved, there would now be six, including corporate giants such as Google, Tesla and Switch. The new developers brought a desire and a willingness to provide up-front funding through a Special Assessment District (SAD) process. Having low cost water available to these companies, coupled with the recent inclusion of TRIC in the Federal Government Opportunity Zone Program provided the catalyst these companies needed to fully develop their TRIC properties. On August 7, 2018, The Storey County Board of Commissioners voted unanimously to forward the proposal for consideration.

Mr. Whitten was joined by Mr. Martin Johnson, President, JNA Consulting Group, LLC. Mr. Johnson advised JNA Consulting Group, LLC were the financial advisors to Storey County and had been asked to assist the county with this project. Mr. Johnson noted, selected landowners would agree to self-assess the cost of the off-site Effluent Project by way of a special assessment district (SAD) to support approximately $35 million in bonds for the development of the off-site Effluent Project. The SAD bonds would be sourced to infrastructure bonding capacity allocated to GOED for economic development purposes. The $35 million off-site Effluent Project bond financing was also expected to comply with Storey County's SAD guidelines. In addition to the financing of the off-site Effluent Project, Storey County would create a tax increment area pursuant to Senate Bill 442 (SB442) of the 2017 Session of the Nevada Legislature that would allow for a cumulative reimbursement up to an amount equivalent to the debt service, including principal and interest, of the off-site Effluent Project SAD financing.

AMERICAN OVERSIGHT

Mr. Brian Gordon, Principal, Applied Analysis was introduced and advised, in addition to the off-site Effluent Project, the SAD participants intended to privately finance (either directly or through a third-party) the on-site Effluent Project. The on-site Effluent Project is expected to be segmented into two individual phases. The first phase focuses on common infrastructure shared among the SAD participants, and it will include water transmission and storage infrastructure, including wells and a reservoir. This first phase of the on-site Effluent Project is estimated to cost approximately $30 million. In addition to this phase of the project, selected water users require more advanced water treatment to generate water suitable for use in their operations. This second phase of the onsite Effluent Project is estimated to cost between $35 million and $85 million, depending on the number of participants, the technology employed and the costs associated with a potential third-party operator of these facilities. The combined cost of the total Effluent Project is expected to range from $100 million to $150 million.

As far as environmental benefits, the Truckee Meadows water shed had been fragile and one of the most litigated water sources in the western United States. This included the Truckee River. This project would divert 4,000 acre-feet, of high nitrate water, that would typically go into the Truckee River. This water would be diverted to TRIC where it would then be utilized by the landowners. If the project didn't move forward, TMWRF at some point, would be required to invest in water treatment infrastructure and this would entail an estimated capital cost of $30-40 million, in conjunction with annual recurring maintenance costs of approximately $1.5 million.

Ms. Patricia Mulroy, Consultant, Switch, Inc. was introduced and advised the pipeline would remove nitrates causing TMWRF to be out of compliance with EPA Clean Water Standards. Additionally, it would allow TMWFF to discharge without causing nitrate issues that are problematic for the endangered cui-ui fish species in river. The Pyramid Lake Paiute Tribe were also reliant on the river as a water source.

Two agreements were negotiated. The first was the effluent agreement, with the cities of Sparks and Reno, who control the TMWRF facility. In terms of ownership, the water will stay within the Reno Sparks area. TRIC will simply lease the water supply for the term of 50-60 years. TRIC would reimburse the City of Sparks and the TMWRF facilities for all extraneous expenses, and any capital improvements required in order to facilitate this endeavor and make the Reno Sparks area whole. The second agreement was recently approved by Truckee Meadows Water Authority (TMWA) which is the return flow management agreement. The agreement requires the TRIC landowners to turn over their Truckee River Rights of 1,500 acre-feet, to manage the river for instream flows for use by TMWA during the course of this agreement. The landowners will also pay for an adjudication process on ground water rights that are available through State right-of-ways with the Department of Transportation. The cost of that adjudication will be borne by the landowners and the water as well will be turned over to TMWA for management purposes to make the river whole.

AMERICAN OVERSIGHT

Governor Sandoval inquired if TMWA rate payers would incur savings as they would not be required to pay for the water treatment in years to come. Ms. Mulroy advised the rate payers would benefit. The mitigated cost of $40 million would prevent the wastewater rates from increasing. The larger benefit for TMWA and the Reno Sparks area, is the provision of maximum flexibility to TMWA in terms of managing the flows in the river regardless what the hydrology looked like in the system.

Governor Sandoval asked if the Pyramid Lake Paiute Tribe would receive a higher quality of water. Ms. Mulroy advised the tribe would receive a greatly improved quality of water and noted all parties were committed to making sure the Tribe would not be negatively affected by this agreement.

Governor Sandoval asked is there was any type of return discharge from TRIC back to the river. Ms. Mulroy advised the Nevada Department of Environmental Protection (NDEP) had been clear there could be no discharge back into the river. The intent was to have a second pass-thru for reuse. Water not put to full consumptive use would once again enter the recycle process and be utilized. The water would stay contained in the TRIC area, thus saving water.

Lieutenant Governor Mark Hutchinson asked for clarification on the term of the lease. Ms. Mulroy stated the original term was 40 years with the option to extend.

Lieutenant Governor Hutchinson asked how the lease terms coincided with the infrastructure life expectation. Ms. Mulroy stated the bonds should be paid off before the lease expired and it would be a 20-25-year window for the bonding. The life of the infrastructure extends past the anticipated date timeframes for the bonds to be paid off. This could potentially be 80-90 years.

Lieutenant Governor Hutchinson asked Ms. Mulroy if she foresaw any additional challenges or objections from third parties. Ms. Mulroy advised there had been several public forums held and, to date, no issues had been raised.

Mr. James Barrett asked about the project's permitting process. Ms. Mulroy noted the permit process was still to occur. However, there was full commitment to being compliant with all the conditions around those permits.

Governor Sandoval asked if there were any environmental concerns associated with the construction portion of the project. Mr. Bob Sader, TRIC Improvement District, was introduced and advised he had been very involved in the right-of-way process for the path of the pipeline. There had been three or four different alignments and the alignment with the least environmental impacts had been selected. Additionally, there were no wetlands, the pipeline would not cross the Truckee River, nor would it enter Federal Lands. There were two state parcels, owned by the State of Nevada and there had been discussions with the Public Lands around the application for that. There had also been a high-degree of engineering on the right-of-way.

AMERICAN OVERSIGHT

Mr. Dan Klaich asked if the agreements with Reno and Sparks had been finalized. Ms. Mulroy confirmed this was the case. The agreements were approved by both the Sparks City Council and the Reno City Council, in terms of the lease agreement and the return flow management agreement.

Mr. Paul Taggert, Senior Partner, Taggart & Taggart, Ltd., was introduced and advised the return flow management agreement had been approved by Reno, Sparks and TMWA.

Mr. Klaich asked Mr. Taggert if he believed the agreements provided substantial economic benefits to the cities of Reno and Sparks. Mr. Taggert confirmed this was the case. There would be a cost mitigation in upgrading the TMWRF facility for treating effluent as capacity would be created in the facilities by taking this water out of the river. This changed the timeline for required facility improvements.

Mr. Klaich inquired if the easement or right-of-way been acquired. Mr. Taggart advised the easement had not yet been acquired and the right-of-way would be deferred until all agreements were completed and approved.

Mr. Klaich inquired if the off-site Effluent Project' project could be completed within the $35 million range. Mr. Taggart advised the $35 million was the best estimate at this point. Costs would be refined as the engineering was completed. If there was a surplus, the assessment payors would incur this.

Mr. Gordon provided an overview of the benefits related to TRIC. There were 12,700 developable acres in TRIC itself. The proposed projects would free up future development activity, as well as the intensity of development activity. These types of developments generally led to higher yields and higher levels of investment. These landowners were also creators of higher than average wage employment. In terms of financing, the underlying real estate value would be required to have a 3.5 times value, relative to the amount being considered for bonding. It would be 3.5 times $35 million under the SAD. Currently, the current appraisal is suggesting a 7 times value, when the project is completed. This provides significant security as it relates to the financing side of the equation. Additionally, the group is also requesting a Tax Increment Area (TIA) be developed. A portion of the incremental tax dollars would inure back to the landowners, as reimbursement up to the amount of the offsite improvements, or the $35 million. This is the maximum amount to be reimbursed under a potential TIA. This aligns with NRS 278C.150-Developer Reimbursements for Construction of Wastewater Infrastructure Projects. If there was no future development activity and no additional investments made, there would be no additional tax dollars going back to the private sector development.

The existence of the pipeline itself would add additional value in Storey County and open-up properties for future development and higher intense. All of this would increase economic opportunity within Storey County. The TIA would be a reimbursement of a portion of the pipeline and overall infrastructure costs. It would exclude any taxes that were

AMERICAN OVERSIGHT

scheduled to go to special districts such as the school districts as these were excluded from any increment or reimbursement back as part of this project. Fifty percent of the sales and use taxes were eligible for reimbursement. Fifty percent would stay with the original taxing entities as they were currently scheduled and only half of the modified business tax or payroll tax would be eligible for reimbursement back towards the infrastructure costs.

Once the $35 million reimbursement was made, as it relates to the off-site Effluent Project, one hundred percent of all incremental taxes would go back to the original taxing entities and no more would go to the private sector for reimbursement under the project. The pipeline would also provide a stable source of water and provide increased stability in terms of the overall economic activity for Storey County as a whole.

Governor Sandoval asked if property owners and homeowners of Storey County had any risk associated with this project and the bonding. Mr. Gordon advised all property owners would continue to pay the normal taxes and operate as usual. The exposure related to the SAD which required one hundred percent consent of all property owners within that district. An assessment was a lien on the property and co-equal to property taxes. If an assessment is not paid, foreclosure can occur on the property. Assessment districts and bonds can incur foreclosures for delinquencies. The assessments would be billed and collected semi-annually. The assessments, under statute, could go for a term of up to 30 years. Under the current proposal, the county would issue assessment district bonds and those bonds would then be purchased by the State through the Bond Bank Program. This allowed the interest rate on the state bonds to be passed through to the County bonds, which provided the lowest possible cost to capital for a Nevada local government. The bonds would be paid first from the assessment payments. Every six months there would be a bill for those assessments. Approximately two months later the bond payments would be made. To the extent the assessment payments are insufficient, there were other resources within the SAD. In addition to the other resources and cash available, there would be a reserve fund that is funded out of bond proceeds, the day of closing of the bond transaction, equal to one year's debt service. Theoretically, if all the property owners were delinquent, there would be enough money in the bank to make the payment for at least one year. If those three resources were insufficient, the county would be responsible for the amount of its uncommitted General Fund balance or the amount of the annual payment.

Governor Sandoval noted Storey County's approval was a significant factor and asked Mr. Whitten if there had been any opposition from the residents of the county. Mr. Whitten advised the vast majority were in favor of the pipeline although it had also been labelled 'corporate welfare.'

Lieutenant Governor Hutchison inquired about the geographic area of the SAD. Mr. Gordon advised there were two parcels located in TRIC within the SAD, but not within the TIA. One was owned by Switch and the other by Tesla.

AMERICAN OVERSIGHT

Lieutenant Governor Hutchison inquired if the TIA would entail developers fronting the money and receiving reimbursement, through various taxes that are going to be used to pay the $35 million. Mr. Gordon confirmed this was the case.

The Lieutenant Governor noted if the vacant land was never developed, the developers would assume all the risk. Mr. Gordon confirmed this was the case.

Mr. Klaich asked if the approval of the project would limit the state's ability to fund other projects. Lori Chatwood, Deputy Treasurer of Debt Management, Nevada State Treasurer's Office advised the maximum annual debt service was slightly more than $2 million a year. Therefore, this should not limit funding other projects.

Mr. Klaich asked Ms. Chatwood if she anticipated anything limiting the bonding capacity reported to the Governor as being available for additional CIP Projects. Ms. Chatwood advised that to the extent all of the revenues were sufficient, there would be no impact. Being that the project comprised a natural resource, it did not fall under the 2% constitutional debt limit. Therefore, the amount of capacity of bonding under the constitution was not affected.

Governor Sandoval asked Ms. Chatwood if she had reached any conclusions or opinions regarding the transaction. Ms. Chatwood noted, at first blush, the proposal looked solid. Ms. Chatwood advised, for the record, if the proposal were to be approved, the bond would be issued through the authority of SB 1 which had a blanket limit of $200 million. Therefore, the $35 million would go under that capacity, reducing that $200 million authority in the future.

Mr. Barrett inquired about matching between the SAD and the TIA. Mr. Johnson advised the SAD would be created by the County Commission at the September 18th meeting and bonds could be issued once a bond ordinance was adopted. This would take two readings from the Storey County Commission. Subsequently, the State Board of Finance would need to approve the issuance of the State bonds, which would be in November 2018. the County could not start forming the TIA prior to receiving Interim Finance Committee (IFC) approval. Assuming this was to happen in time for the September 18th meeting, the process to form a TIA could commence.

Dr. Havins inquired about the anticipated impacts, should the project not be approved. Mr. Johnson advised there would not be any additional revenue raised as, without the water, there could not be further development at TRIC.

Mr. Specht inquired about the pipeline's capacity. Ms. Mulroy advised it would be 4,000 acre-feet annually. Mr. Specht asked if that meant this the pipeline is 100% maximized at that point. Ms. Mulroy stated there was an oversizing component on the pipeline. If Reno, Sparks or Washoe County wished to lease additional effluent TRIC in the future, the pipeline would afford that opportunity. Mr. Sader advised it was initially estimated the pipe would need to be 18-inches. It was increased to 24 inches when it was determined the flows

AMERICAN OVERSIGHT

from TMWRF and the Reno Sparks Sewer Plant would be variable during the year. Currently, the decision was to go up to 30-inches in diameter, in order to be able to accommodate additional flows in the future

Mr. Klaich asked how the $35 million construction budget was calculated Mr. Sader advised the district engineers were from Farr West Engineering (Farr West). The firm had substantial experience building infrastructure and providing similar services to water and sewer systems all over northern Nevada. Farr West had made the $35 million estimate.

Mr. Klaich asked about additional funding, should the project cost more than $35 million. Mr. Sader advised the private parties involved would cover any overrun costs. It would not be borne by the county or by the state.

Mr. Klaich inquired about the ownership of the pipeline. Mr. Sader advised ownership of the pipeline would transfer to TRIGID upon completion.

Governor Sandoval asked if the private entity participants, in attendance, wished to make any comments. Mr. Chris Reilly, Workforce Development and Education Lead, Tesla, Inc. and Mr. Brian Scelfo, Senior Director, Corporate Development, Tesla, Inc. advised they were in in full support of the project and saw this as exciting for long-term growth at the Tesla Gigafactory.

Lieutenant Governor Hutchison inquired about future plans for the Tesla, Inc. parcels that were part of the TIA. Mr. Scelfo advised the Gigafactory is separated into different parcels. Currently, only the largest parcel had been developed. However, the company planned to expand onto the other parcels swiftly.

Lieutenant Governor Hutchison inquired about the impacts of the pipeline project on the Gigafactory expansion plans. Mr. Scelfo advised future expansion would not be possible without approval of the project.

Dr. Bennett asked when water would start flowing through that pipeline. Mr. Sader advised the current schedule would commence construction of the pipeline, and other facilities necessary, in the first quarter of 2019 with a completion date of late 2020.

Governor Sandoval noted he was comfortable with the financing proposal and felt there was extraordinary protection for the citizens of both Storey County and the State of Nevada Ultimately, the responsibility would fall upon the entities within the SAD. Regarding environmental issues, Governor Sandoval noted the people of Washoe County would benefit from the avoided costs of facilities necessary to clean the water that would otherwise be redirected to TRIC. The water coming into the river would also be beneficial to the Pyramid Lake Paiute Tribe. It was of great importance the Tribe be protected in conjunction with receiving higher quality water.

AMERICAN OVERSIGHT

Governor Sandoval noted the water would be recycled at TRIC which would actually save water. This would be another benefit to the residents of Washoe County, Storey County and the region. Regarding economic development, the project continued the New Nevada story of bringing some of the best jobs in the country to Nevada. Tesla, Inc. had exceeded its initial commitments to the state. At a recent Cimarron Memorial High School press conference, Tesla, Inc. made a $1.5 million contribution to support the development of robotics teams and STEM education throughout Nevada. Switch, Inc. had built the world's largest data center and planned to build another facility in northern Nevada. Google had already been providing training, free of cost, to citizens of Washoe County.

Governor Sandoval noted significantly trusted and experienced individuals had testified on behalf of the project. Ms. Mulroy had impeccable knowledge regarding the water situation and water quality. Mr. Taggert was a prominent water lawyer in the state and had worked on the project in consultation with Washoe County, Storey County, the City of Sparks and City of Reno. Mr. Sader, was a well-respected member of Nevada's Legislature, a former Chairman of the Judiciary Committee and had an extensive public service career. Governor Sandoval also noted Applied Analysis was an entity he knew and trusted and had provided expertise and guidance on some of the most complex issues associated with economic development in the state.

The proposed Effluent Pipeline project was a transformational project and would allow the State of Nevada to lead. Nevada had generated tremendous economic results. It was the most improved state in the country in terms of employment. The state was at a record level of employers. Clark County was the fastest growing metropolitan area in the United States of America. Nevada's average wage was the highest it's ever been, and 175,000 jobs lost, in the Great Recession, had been replaced with 260,000 jobs. Governor Sandoval noted he had full faith in the companies participating in the project.

Governor Sandoval said the form of the motion for Agenda Item 4 would be:

- To approve the TRIC EDFP submitted by Storey County.
- To approve the submission of the proposal to the IFC of the Nevada Legislature.
- To approve to enter into one or more agreements with Storey County or another local government to administer any districts and carry out the projects identified in the proposal as deemed necessary by the Executive Director.
- To approve the provision of notice of the approval of the proposal to the Board of County Commissioners of Storey County and the State Board of Finance and that the motion include to take all action necessary or appropriate to effectuate the approval of the proposal and provisions of NRS 360.981 to 360.992.

A MOTION WAS MADE BY MR. KLAICH TO APPROVE THE FIVE-PART MOTION FORMULATED BY GOVERNOR SANDOVAL. THIS MOTION WAS SECONDED BY LIEUTENANT GOVERNOR HUTCHISON. THE MOTION PASSED UNANIMOUSLY.

AMERICAN OVERSIGHT

5. REVIEW AND APPROVAL OF STOREY COUNTY RESOLUTIONS 501 & 502

Ms. Kendra Follett, Bond Counsel to Storey County, provided the following information: Resolution 501 is a resolution approving the financing proposal. This is adopted by the Board of County Commissioners of Storey County and it directed notification to the Governor's Office of Economic Development and the IFC pursuant to the provisions of NRS 278C and NRS 360. Resolution 502, also concerns the same project and it directs notice to the IFC under a different provision of 278C which specifically relates to the tax increment area.

Mr. Whitten advised the Storey County Board of Commissioners unanimously approved both Resolutions 501 and 502 a week ago.

The Governor said he would accept a motion to approve Storey County Resolutions 501 and 502, as presented in Agenda Item Number 5.

A MOTION WAS MADE BY MR. SPECHT TO APPROVE STOREY COUNTY RESOLUTIONS 501 & 502 AS PRESENTED IN AGENDA ITEM NUMBER 5. THIS MOTION WAS SECONDED BY MR. KLAICH. THE MOTION PASSED UNANIMOUSLY.

6. PUBLIC COMMENT

Governor Sandoval asked if anyone from the public sought to make public comment. No public comment was provided.

7. ADJOURNMENT

A MOTION WAS MADE BY DR. HAVINS TO ADJOURN THE MEETING. THIS MOTION WAS SECONDED BY MR. BARRETT. THE MOTION PASSED UNANIMOUSLY

AMERICAN OVERSIGHT

Nevada Governor's Office of
ECONOMIC DEVELOPMENT
Empowering Success

BOARD MEETING

September 20, 2018
1:00 p.m.

Main Location:
Grant Sawyer Building
Legislative Counsel Bureau
555 E. Washington Ave., Room 4412
Las Vegas, NV 89101

Public Location for Video Conference:
Legislative Counsel Bureau
401 South Carson St, Room 3137
Carson City, NV 89701

---

1. **Call to Order, Roll Call and Establish Quorum**
2. **Public Comment**
3. **Governor Sandoval's Comments**

For Possible Action

4. **Approval of the July 11, 2018 and August 14, 2018 Board Meeting Minutes**

5. **New Nevada Economic Overview** - Bob Potts, Research Director

For Possible Action

6. **Abatement Applications for Board Approval:**
   - **A. Air Liquide Advanced Technologies US, LLC** - Sales Tax Abatement - Modified Business Tax Abatement - Personal Property Tax Abatement – Real Property Tax Abatement
   - **B. Amami Systems, LLC –** Sales Tax Abatement – Modified Business Tax Abatement – Personal Property Tax Abatement
   - **C. ARES Nevada, LLC** - Sales Tax Abatement - Modified Business Tax Abatement - Personal Property Tax Abatement
   - **D. Cyanco Company, LLC** - Catalyst Fund
   - **E. Figure Technologies, Inc.** - Catalyst Fund
   - **F. Schlosser Forge Company dba Arconic** - Sales Tax Abatement - Modified Business Tax Abatement - Personal Property Tax Abatement
   - **G. SendCutSend, LLC –** Aviation Sales Tax Abatement **–** Aviation Personal Property Tax Abatement
   - **H. Zuffa, LLC dba Ultimate Fighting Championship** - Sales Tax Abatement - Modified Business Tax Abatement - Personal Property Tax Abatement

AMERICAN OVERSIGHT

For Possible Action **7. Abatement Applications for Director Approval:**

A. Fresenius Kabi, LLC - Sales Tax Abatement - Modified Business Tax Abatement - Personal Property Tax Abatement

B. The Power-Sonic Corporation -Sales Tax Abatement - Modified Business Tax Abatement - Personal Property Tax Abatement

For Possible Action **8.**

A. Workforce Innovation for the New Nevada (WINN) Fund Program for Board Approval – Request approval to enter into agreement with Great Basin College for Diesel Technology Program expansion in Ely, Nevada – Funding not to exceed $500,000

B. Workforce Innovation for the New Nevada (WINN) Fund Program for Board Approval – Request approval to enter into agreement with Multnomah University – Reno Technology Academy for development of CyberSecurity program – Funding not to exceed $500,000

C. Workforce Innovation for the New Nevada (WINN) Fund Program for Board Approval – Request approval to enter into agreement with Multnomah University – Reno Technology Academy for development of Internet of Things (IoT) program – Funding not to exceed $600,000

9. Director's Report - Review and Discussion

10. State of Nevada Unemployment Rate Update - as established by the Research and Analysis Division of the Nevada Department of Employment, Training and Rehabilitation

11. Public Comment

For Possible Action **12. Adjournment**

NOTE (1) THIS AGENDA HAS BEEN POSTED NO LATER THAN THREE WORKING DAYS PRIOR TO THE MEETING AT THE FOLLOWING LOCATIONS:

a. City of Boulder, City Hall, 401 California Avenue, Boulder City, NV
b. City of Fallon, 55 W. Williams Ave., Fallon, NV
c. City of Fernley, 595 Silver Lace Boulevard Fernley, NV 89408
d. City of Henderson, City Hall, 240 Water St., Henderson, NV
e. City of Las Vegas, City Hall, 400 E. Stewart Ave., Las Vegas, NV
f. City of Mesquite, City Hall, 10 E. Mesquite Boulevard, Mesquite, NV
g. City of North Las Vegas, City Hall, 2250 Las Vegas Boulevard North, North Las Vegas, NV
h. Clark County Government Center, 500 S. Grand Central Pkwy., Las Vegas, NV
i. Douglas County Assessor, Old Historic Courthouse, 1616 Eighth St., Minden, NV 89423
j. EDAWN, 5190 Neil Rd, Suite 110, Reno, NV
k. Elko County, 569 Court St., Elko, NV
l. Esmeralda County Assessor, 233 Crook St. Goldfield, NV 89013

AMERICAN OVERSIGHT

m. GOED website www.diversifynevada.com
n. GOED, 808 W. Nye Ln, Carson City, NV
o. Humboldt County Assessor, 50 W. Fifth St. Winnemucca, NV 89445
p. Humboldt Development Authority, 90 W. Fourth Street, Winnemucca, NV 89445
q. Lander County Assessor- 50 State Route 305 Battle Mountain, NV 89820
r. Lander County Economic Development Authority, 50 State Route 305, Battle Mountain, NV 89820
s. Lincoln County Assessor- 181 North Main St. Suite 203, Pioche, NV 89043
t. Lincoln County Regional Development Authority, Caliente City Hall 100 Depot Ave, Caliente, NV 89008
u. LVGEA, 6700 Via Austi Pkwy., Suite B, Las Vegas, NV
v. Mineral County Assessor- 105 South A Street, Suite 3 Hawthorne, NV 89415
w. Nevada Department of Taxation, 1550 College Parkway, Suite 115, Carson City, NV
x. Nevada Gaming Control Board, 1919 E College Pkwy, Carson City, NV 89706
y. Nevada Public Notice website http://notice.nv.gov
z. Nevada State Capitol, 101 S. Carson St., Carson City, NV
aa. Nevada State Library, 100 N. Stewart St., Carson City, NV
bb. NNDA, 704 W. Nye Lane, Carson City, NV
cc. NNRDA, 1500 College Pkwy, McMullen Hall, Room 120, Elko, NV
dd. Nye County Assessor- 160 N. Floyd Dr. Pahrump, NV 89060
ee. Nye County Assessor- 1010 Radar Rd. Tonopah, NV 89049
ff. Nye County Regional Economic Development Authority, 1301 S. Highway 160, 2nd Floor, Pahrump, NV 89048
gg. Pershing County Assessor- 398 Main St. Lovelock, NV 89419
hh. Sawyer Building, 555 E. Washington Avenue, Las Vegas, NV
ii. Storey County Assessor-26 S. B St. Virginia City, NV 89440
jj. White Pine County Economic Diversification Council, 801 Clark St. Suite 5, Ely, NV 89301
kk. Clark County School District Board of Trustees- 5100 W. Sahara Ave., Las Vegas, NV 89146
ll. Storey County School District Board of Trustees- 124 South E Street, Virginia City, NV 89440
mm. Washoe County School District Board of Trustees- P.O. Box 30425 Reno, NV 89520
nn. Nye County School District Board of Trustees- 484 S. West St., Pahrump, NV 89048
oo. Humboldt County School District Board of Trustees- 310 E. Fourth Street, Winnemucca, NV 89445

NOTE (2) Persons with disabilities who require special accommodations or assistance at the meeting should notify Mariah Heriman, Governor's Office of Economic Development, 555 E. Washington Ave., Suite 5400, Las Vegas, Nevada 89101 or by calling 702-486-2700 on or before the close of business two business days prior to the meeting date.

NOTE (3) The Board reserves the right to take items in a different order, combine items for consideration and/or pull or remove items from the agenda at any time to accomplish business in the most efficient manner.

NOTE (4) All comments will be limited to 3 minutes per speaker. Comment based on viewpoint may not be restricted. No action may be taken upon a matter raised under the public comment period unless the matter itself has been specifically included on an agenda as an action item. Prior to the commencement and conclusion of a contested case or quasi-judicial proceeding that may affect the due process of individuals, the Board may refuse to consider public comment. See NRS 233b.126.

AMERICAN OVERSIGHT

NOTE (5) For supporting material please contact Mariah Heriman, 555 E. Washington Avenue, Suite 5400, Las Vegas, Nevada 89101, (702) 486-2700, mheriman@diversifynevada.com. Materials may be obtained at the following public locations: Governor's Office of Economic Development, 555 E. Washington Avenue, Suite 5400, Las Vegas, Nevada 89101 or Governor's Office of Economic Development, 808 W. Nye Lane, Carson City, Nevada 89703.

AMERICAN OVERSIGHT

Stephanie M. Klapstein

From: Krmpotic, Mark <MKrmpotic@lcb.state.nv.us>
Sent: Thursday, August 02, 2018 2:06 PM
To: Mike Willden (mwillden@gov.nv.gov)
Subject: FW: IFC August Agenda

From: Krmpotic, Mark
Sent: Thursday, August 2, 2018 1:59 PM
To: 'Paul Anderson' <paul.anderson@diversifynevada.com>
Cc: Jones, Cindy <Cindy.Jones@lcb.state.nv.us>
Subject: RE: IFC August Agenda

Paul,

Thanks for your e-mail.

To have any chance of being considered by the IFC at its August 16 meeting, an action item needs to be sent over on a parallel basis with the Economic Development Board and any other government bodies required to approve the item. Having said this, we are already two weeks past the deadline date set with the Governor's Finance Office. It is important for both Legal and Fiscal Staff to have time to review this item as staff to the Interim Finance Committee. Any effort you can undertake in this regard is appreciated.

Mark

From: Paul Anderson <paul.anderson@diversifynevada.com>
Sent: Thursday, August 2, 2018 1:40 PM
To: Krmpotic, Mark <MKrmpotic@lcb.state.nv.us>
Cc: Jones, Cindy <Cindy.Jones@lcb.state.nv.us>
Subject: IFC August Agenda

Mark, hope all is well. I have reached out to Assemblywoman Carlton and Chairwoman Woodhouse on the below request and understand you are under a tight timeline to post the agenda for the August 16th meeting. This issue has been boiling for a bit but only recently became a priority. Bond issuing and county commission approval processes have pushed us into an accelerated timeline. I am currently traveling abroad on a trade mission but can circle back with any details you need as long as I have cell coverage. I am back in country on the 8th and will continue to brief as needed.

We are requesting the Chair's approval for the late submission of an agenda item for action at the August 16 IFC meeting. This item will include review and potential approval of an Economic Development Financing Proposal (per SB1 of the Faraday special session), as well as review and potential approval of a related Tax Increment Area. This is a project of critical importance for Google, Tesla, Switch and several other companies including potential future expansion and growth of the TRIC park. GOED and its Board are scheduled to review and potentially approve this application on August 14th. If approved, GOED will then formally submit the EDFP application to IFC through the Governor's Finance Office. In the meantime, and recognizing that time is of the essence, with the Chair's approval, we will immediately begin working with the Governor's Finance Office and your team, including Cindy, to ensure that they are fully briefed on these items.

AMERICAN OVERSIGHT

Thank you for your consideration.

Sincerely,

Paul Anderson

Paul Anderson | Executive Director
Governors Office of Economic Development | GOED
paul.anderson@diversifynevada.com

AMERICAN OVERSIGHT

Stephanie M. Klapstein

From: Susan K. Stewart <SStewart@ag.nv.gov>
Sent: Monday, May 07, 2018 3:16 PM
To: Ward Patrick; 'Patrick Cates'; jcartwright@admin.nv.gov; Ron B. Cothran
Cc: Jerry Walker
Subject: Fw: Invite to Tahoe and MLWS Oversight Committee

FYI. I will make sure representatives from Storey County and Carson City are aware of the meeting. I will keep you in the loop. Thank you, Susan _____
From: McDonald, Jered <Jered.McDonald@lcb.state.nv.us>
Sent: Monday, May 7, 2018 2:47 PM
To: 'Jerry Walker'
Cc: Susan K. Stewart; Gardner, Lisa
Subject: RE: Invite to Tahoe and MLWS Oversight Committee

Good afternoon,

Just wanted to touch base with you on the Tahoe Oversight Committee meeting and tour scheduled for June 5. With the approval of Chair Sprinkle, we moving the meeting from the TRPA building in Stateline to Carson City to accommodate a tour of the Marlette System. As you recommended, we will be requesting a tour on the east side, going up Hobart Rd. We are also pushing back the meeting start time to 2:00 PM, so we can see as much as possible in about 4.5 to 5 hours.

Following the tour, there will be a meeting at the Legislative Building. The chair is hoping to get a brief presentation regarding the long term viability and needs of the system, including any financial estimates beyond the regular bonding capacity for maintenance. He may be interested in seeking a fiscal request in the next legislature.

Also, are you aware of any Storey County representatives that we could invite to talk about the importance of the system and the necessity for seeking upgrades? If not, we can call the county manager, Pat Whitten, to see if he has any recommendations.

We'll need to work out the final details, like where to meet and transportation up the hill. We should know the total numbers attendees over the next couple of weeks.

Thanks for all your help and talk to you soon,

Jered

Jered McDonald
Principal Policy Analyst
Research Division
Nevada Legislative Counsel Bureau
Tel: (775) 684-6825
Fax:(775) 684-6400
jered.mcdonald@lcb.state.nv.us

ATTENTION

AMERICAN OVERSIGHT

The information contained in this message is a confidential communication from the Nevada Legislative Counsel Bureau. It is intended to be read only by the person or entity to whom it is addressed or by the designee of such person or entity. If the reader of this message is not the intended recipient, you are on notice that distribution of this message in any form is strictly prohibited.

If you have received this message in error, please immediately notify the sender and/or the Research Division of the Legislative Counsel Bureau by telephone at (775) 684-6825 and delete or destroy any copy of this message as well as any attachments.

-----Original Message-----
From: Jerry Walker [mailto:JerryWalker@admin.nv.gov]
Sent: Tuesday, March 06, 2018 7:15 AM
To: McDonald, Jered
Subject: RE: Invite to Tahoe and MLWS Oversight Committee

Hello Jered,
We have had some changes from that December meeting. Tom Federici has step down, Ron Cothran has replaced him as Deputy Administrator for Buildings & Grounds. So with that said, we look forward to meeting with you and the oversight committee. I have a concern the time for the tour is short, if we want to see the complete system. Our complete Tours that we give are all day! This allows a complete overview and operation of this system. I know that the committees time is limited, but I would recommend Tour and presentation at the same time. The date you have set June 5th works, weather permitting.
Thanks for this opportunity,
Jerry

Sincerely,

Jerry Walker
Water Systems Manager
State Public Works Division
Marlette Water System
775-687-1022 Office
775-690-8214 Cell
775-687-8223 Fax
jerrywalker@admin.nv.gov<mailto:jerrywalker@admin.nv.gov>

_____
From: McDonald, Jered [Jered.McDonald@lcb.state.nv.us]
Sent: Thursday, March 1, 2018 11:20 AM
To: Thomas P. Federici
Cc: Jerry Walker

AMERICAN OVERSIGHT

Subject: RE: Invite to Tahoe and MLWS Oversight Committee

Good morning,

Just wanted to say thanks again for making a presentation to the Tahoe Oversight committee back on December 19. I personally really enjoyed your presentation.

As Chair Sprinkle mentioned in the hearing, he would like to devote a whole day to the Marlette Lake Water System. Under his instructions, I'm writing to see if we can begin coordinating a tour of the system and request another presentation. We have the date of June 5 set aside to specifically focus on Marlette. We would like to tour the system in the morning and then hold a roughly 1.5 hour meeting to discuss the future and needs of the system in the afternoon.

Please let me know how best we can proceed. I'd be happy to come meet with you to discuss the tour and meeting.

Thank you,

Jered

Jered McDonald
Principal Policy Analyst
Research Division
Nevada Legislative Counsel Bureau
Tel: (775) 684-6825
Fax:(775) 684-6400
jered.mcdonald@lcb.state.nv.us<mailto:jered.mcdonald@lcb.state.nv.us>

ATTENTION
The information contained in this message is a confidential communication from the Nevada Legislative Counsel Bureau. It is intended to be read only by the person or entity to whom it is addressed or by the designee of such person or entity. If the reader of this message is not the intended recipient, you are on notice that distribution of this message in any form is strictly prohibited.

If you have received this message in error, please immediately notify the sender and/or the Research Division of the Legislative Counsel Bureau by telephone at (775) 684-6825 and delete or destroy any copy of this message as well as any attachments.

From: Thomas P. Federici [mailto:tfederici@admin.nv.gov]
Sent: Monday, November 27, 2017 10:12 AM
To: Gus Nunez; McDonald, Jered
Cc: Jerry Walker
Subject: RE: Invite to Tahoe and MLWS Oversight Committee

Jared,

AMERICAN OVERSIGHT

Jerry Walker, Marlette Water System Manager, and I will be making the presentation on Monday, December 18 as requested.
Attached are the presentation materials for your review.
If you have any questions or comments, please do not hesitate to contact me.

Sincerely,

Thomas P. Federici, P.E.
Deputy Administrator
Buildings & Grounds
Direct: (775) 684-1807
Cell: (775) 690-8207
Email: tfederici@admin.nv.gov<UrlBlockedError.aspx>

From: Gus Nunez
Sent: Tuesday, October 31, 2017 12:40 PM
To: McDonald, Jered
Cc: Thomas P. Federici; Jerry Walker
Subject: RE: Invite to Tahoe and MLWS Oversight Committee

Yes, we'll be there.

Gustavo Nunez, PE
Administrator
State Public Works Division
775.684.4100 (O)
775.720.5242 (C)
My new e-mail address is gnunez@admin.nv.gov<mailto:gnunez@admin.nv.gov>

From: McDonald, Jered [mailto:Jered.McDonald@lcb.state.nv.us]
Sent: Tuesday, October 31, 2017 12:03 PM
To: Gus Nunez
Subject: RE: Invite to Tahoe and MLWS Oversight Committee

Hi Gus,

Thank you for previously agreeing to make a presentation to the Tahoe Oversight committee, unfortunately, due to a scheduling conflict, we had to move the meeting date to December. The new date is Monday, December 18. I hope you (or a staff member) can still provide presentation on the new date. Please let me know if you have any issues with the new meeting date.

Thanks,

Jered

Jered McDonald
Principal Research Analyst
Research Division
Nevada Legislative Counsel Bureau
Tel: (775) 684-6825
Fax:(775) 684-6400

AMERICAN OVERSIGHT

jered.mcdonald@lcb.state.nv.us<mailto:jered.mcdonald@lcb.state.nv.us>

ATTENTION
The information contained in this message is a confidential communication from the Nevada Legislative Counsel Bureau. It is intended to be read only by the person or entity to whom it is addressed or by the designee of such person or entity. If the reader of this message is not the intended recipient, you are on notice that distribution of this message in any form is strictly prohibited.

If you have received this message in error, please immediately notify the sender and/or the Research Division of the Legislative Counsel Bureau by telephone at (775) 684-6825 and delete or destroy any copy of this message as well as any attachments.

From: McDonald, Jered
Sent: Tuesday, October 17, 2017 1:04 PM
To: 'Gus Nunez'
Subject: RE: Invite to Tahoe and MLWS Oversight Committee

Thank you, Gus.

We'll need you presentation materials roughly on the 21st of November. I imagine a presentation similar to last interim would work out great.

I'll reach out to you again once we get closer to the meeting.

From: Gus Nunez [mailto:gnunez@admin.nv.gov]
Sent: Tuesday, October 17, 2017 12:09 PM
To: McDonald, Jered
Subject: RE: Invite to Tahoe and MLWS Oversight Committee

I reserved the date on my calendar.

Gustavo Nunez, PE
Administrator
State Public Works Division
775.684.4100 (O)
775.720.5242 (C)
My new e-mail address is gnunez@admin.nv.gov<mailto:gnunez@admin.nv.gov>

From: McDonald, Jered [mailto:Jered.McDonald@lcb.state.nv.us]
Sent: Tuesday, October 17, 2017 7:59 AM
To: Gus Nunez
Subject: Invite to Tahoe and MLWS Oversight Committee

Good morning Gus,

I hope you are doing well.

As I'm sure you are aware, the 2017-2018 Legislative Interim is getting under way. The Tahoe and MLWS Oversight Committee is holding its first meeting on November 28 in Carson City at the Legislative Building. On behalf of the

AMERICAN OVERSIGHT

Committee, I would like to invite you (or a designee) to make a roughly 15 to 20 minute presentation on the Marlette Lake Water System.

The Committee for this interim includes the following members:

Senator Parks
Senator Ratti
Senator Settelmeyer
Assemblywoman Jauregui
Assemblyman Kramer
Assemblyman Sprinkle

Since three of the members are new to the Committee, it may be appropriate to include an overview and some background information in your presentation, as well as an update on any recent improvements or changes in the system.

Please let me if you are available to make a presentation on November 28 or if you have any questions regarding this request.

Thank you,

Jered McDonald
Principal Research Analyst
Research Division
Nevada Legislative Counsel Bureau
Tel: (775) 684-6825
Fax:(775) 684-6400
jered.mcdonald@lcb.state.nv.us<mailto:jered.mcdonald@lcb.state.nv.us>

ATTENTION
The information contained in this message is a confidential communication from the Nevada Legislative Counsel Bureau. It is intended to be read only by the person or entity to whom it is addressed or by the designee of such person or entity. If the reader of this message is not the intended recipient, you are on notice that distribution of this message in any form is strictly prohibited.

If you have received this message in error, please immediately notify the sender and/or the Research Division of the Legislative Counsel Bureau by telephone at (775) 684-6825 and delete or destroy any copy of this message as well as any attachments.

AMERICAN OVERSIGHT

Stephanie M. Klapstein

From: Tyler Klimas <tyler@nevadadc.org>
Sent: Tuesday, August 21, 2018 2:01 PM
To: Christina Davis
Subject: FW: Letter for Governor Sandoval from Australian Prime Minister [SEC=UNCLASSIFIED]
Attachments: PM letter National Governors Association Winter Meeting.pdf

For Governor. No follow up required.

Tyler Klimas | Nevada Washington Office

From: "Storey, Sarah" <Sarah.Storey@dfat.gov.au>
Date: Tuesday, August 21, 2018 at 4:45 PM
To: Tyler Klimas <tyler@nevadadc.org>
Cc: "Gillis, Lauren" <Lauren.Gillis@dfat.gov.au>, "Hill, Philip" <Philip.Hill@dfat.gov.au>
Subject: Letter for Governor Sandoval from Australian Prime Minister [SEC=UNCLASSIFIED]

UNCLASSIFIED

Hi Tyler,

We haven't yet met, but in June I took up the Congressional Liaison Chief job at the Australian Embassy.

I was fortunate enough to connect with the Governor again briefly at the NGA Summer Meeting, with Lauralyn. It was lovely news to hear of their recent wedding!

The **attached letter has just come through to us from the Australian Prime Minister.** Would you be so kind as to pass this on to him?

Hope to connect soon – we look forward to continued Australia-Nevada connections!

I will be visiting Nevada in the next few weeks, with my colleague Lauren.

Best regards, Sarah

Sarah Storey
Minister-Counsellor

Congressional Liaison Chief
Embassy of Australia
1601 Massachusetts Ave NW
Washington DC

E sarah.storey@dfat.gov.au
T +1 202 797 3244
M +1 202 486 2310
W www.dfat.gov.au

MATESHIP

Celebrating the first 100 years *| 1918 – 2018*
#100YrsMateship

AMERICAN OVERSIGHT

PRIME MINISTER

Reference: MC18-101558

18 AUG 2018

The Honorable Brian Sandoval
Governor of Nevada
Suite 267, 444 North Capitol Street NW
WASHINGTON D.C. 20001-1512

Dear Governor Sandoval

It was a great pleasure and privilege to give the keynote speech at the National Governors Association Winter Meeting in February in Washington.

Australia and the United States are the closest of friends. As I said in my address to your members "this is a partnership, an alliance that is built on shared values. Values which are all too rare in the world today. But values which Australians and Americans understand more keenly than most".

My Government is firmly committed to building on that partnership by strengthening links, not just in Washington D.C. but also in State capitals. Australia's business leaders, as well as the Premiers and Chief Ministers who accompanied me to Washington, have made new friends and allies in the US Governors they met.

We look forward to continued engagement with the NGA and encourage you and all members to visit Australia. It would be an excellent opportunity to advance our shared interests and for you to enjoy our hospitality.

You can be assured you have a friend in Australia's Ambassador, H.E. the Hon Joe Hockey, and his team looks forward to working with the NGA to progress our shared values.

I have shared a copy of this letter with the current chair of the NGA, Governor Steve Bullock.

Yours sincerely

MALCOLM TURNBULL

Parliament House CANBERRA ACT 2600
Telephone (02) 6277 7700
www.pm.gov.au

AMERICAN OVERSIGHT

Stephanie M. Klapstein

From: MicrosoftExchange329e71ec88ae4615bbc36ab6ce41109e@nv.onmicrosoft.com on behalf of Patrick Cates <pcates@admin.nv.gov>
Sent: Wednesday, June 06, 2018 12:09 PM
To: Ward Patrick
Subject: FW: Marlette NV Appeal June 5, 2018.pdf
Attachments: FW: Marlette NV Appeal June 5, 2018.pdf

Sender: pcates@admin.nv.gov
Subject: FW: Marlette NV Appeal June 5, 2018.pdf
Message-Id: <EEFF39F196BE6C46B383AA35BA29C612010852D57B@CCEXCH01.STATE.NV.US>
Recipient: wpatrick@admin.nv.gov

AMERICAN OVERSIGHT

Stephanie M. Klapstein

From: Patrick Cates <pcates@admin.nv.gov>
Sent: Wednesday, June 06, 2018 12:08 PM
To: Ward Patrick
Subject: FW: Marlette NV Appeal June 5, 2018.pdf

FYI

From: Connie Lucido <clucido@admin.nv.gov>
Sent: Wednesday, June 06, 2018 12:02 PM
To: Patrick Cates <pcates@admin.nv.gov>; Michael J. Willden <mwillden@gov.nv.gov>; Mary Woods <mwoods@admin.nv.gov>; Mary-Sarah Kinner <mkinner@gov.nv.gov>
Subject: RE: Marlette NV Appeal June 5, 2018.pdf

Good morning all,

The grant office has been engaged to look at federal funding for the Marlette system. We have encouraged Ward and his shop to have the Marlette Water System added to the State's Mitigation Plan (housed within Division of Emergency Management) which will open another stream of federal money (pre-disaster funding). Additionally, we do expect a large Infrastructure appropriation from the Omnibus bill which could potentially be used to fund the project (or phases of the project).

Lastly, just about every funding opportunity asks how the project will be sustained after federal money is no longer available – as a result I encourage solutions for future maintenance as it will provide for a more competitive application – once we find one to apply for.

Please let me know if you have any additional questions or concerns

Best,
Connie

From: Patrick Cates
Sent: Wednesday, June 06, 2018 11:31 AM
To: Michael J. Willden <mwillden@gov.nv.gov>; Mary Woods <mwoods@admin.nv.gov>; Connie Lucido <clucido@admin.nv.gov>; Mary-Sarah Kinner <mkinner@gov.nv.gov>
Subject: FW: Marlette NV Appeal June 5, 2018.pdf

An article on Marlette ran yesterday. I was not aware any press communication was going on at the staff level. I am aware Public Works has been engaging in dialogue with Carson and Storey on funding improvements to the system.

From: Jenni Cartwright <j.cartwright@admin.nv.gov>
Sent: Wednesday, June 06, 2018 9:03 AM
To: Patrick Cates <pcates@admin.nv.gov>; Connie Lucido <clucido@admin.nv.gov>; Ward Patrick <wpatrick@admin.nv.gov>
Cc: Julie Kidd <j.kidd@admin.nv.gov>
Subject: Marlette NV Appeal June 5, 2018.pdf

AMERICAN OVERSIGHT

Hi. Jerry took several people including Julie & I on a tour of Marlette yesterday. He stopped by the office this morning & this article - I wanted to make sure you all were aware of it.

AMERICAN OVERSIGHT

Stephanie M. Klapstein

From: Ryan McGinness <ryan@nevadadc.org>
Sent: Thursday, March 08, 2018 11:03 AM
To: Christina Davis
Subject: FW: May 16/May 17--Fulcrum

See below. Kind of a pre-invite, it seems. Fulcrum is the biofuels project at TRIC utilizing Lockwood landfill source material.

Ryan McGinness | Nevada Washington Office

From: Ryan Mulvenon <rmulvenon@cassidy.com>
Date: Thursday, March 8, 2018 at 1:59 PM
To: Ryan McGinness <ryan@nevadadc.org>
Cc: Kai Anderson <kanderson@cassidy.com>
Subject: May 16/May 17--Fulcrum

Ryan: as we discussed a few months ago—Fulcrum is preparing for the ground-breaking event at their facility in TRIC.

In order to best accommodate Governor Sandoval, Fulcrum would like to know if Governor Sandoval has any conflicts on either May 16 or May 17?

If not, we will follow-up with a formal invite, but the object here is to have their Board commit to one of those dates at a meeting on Tuesday and we want to ensure we're working to accommodate Governor Sandoval's schedule as best we possibly can.

The sooner we can get answer back on this—the better. And obviously, please keep this close as we haven't shared this with anyone else at this point.

Best,

****

Ryan Mulvenon
Vice President
Cassidy & Associates
733 10th Street, NW, Suite 400
Washington DC 20001
D: 202-585-2305
C: 202-257-6555
rmulvenon@cassidy.com

CASSIDY&ASSOCIATES

AMERICAN OVERSIGHT

Stephanie M. Klapstein

From: Ryan McGinness <ryan@nevadadc.org>
Sent: Monday, May 14, 2018 6:17 PM
To: Pam Robinson
Subject: FW: May 16/May 17--Fulcrum

FYSA

Ryan McGinness | Nevada Washington Office

From: Ryan Mulvenon <rmulvenon@cassidy.com>
Date: Thursday, March 29, 2018 at 5:55 PM
To: Ryan McGinness <ryan@nevadadc.org>
Subject: FW: May 16/May 17--Fulcrum

Ryan, just FYI, below.

From: Ryan Mulvenon
Sent: Thursday, March 29, 2018 5:47 PM
To: 'Christina Davis' <cmdavis@gov.nv.gov>
Subject: RE: May 16/May 17--Fulcrum

Christina: thanks for your patience on the formal invite. We are expecting to get that in your hands on/around April 9th.

For your information, we are looking to start the ceremony at 10:30 or 11:00 am on May 16th. We expect the speeches and groundbreaking to take about an hour followed by lunch. Expecting a crowd of about 150 to 175. We are also working with a PR firm to make sure everything goes off without a hitch on May 16.

In the meantime, do you need anything from us beyond the formal invite?

From: Christina Davis <cmdavis@gov.nv.gov>
Sent: Tuesday, March 20, 2018 1:00 PM
To: Ryan Mulvenon <RMulvenon@cassidy.com>
Subject: RE: May 16/May 17--Fulcrum

Hi Ryan, thank you for your patience on this. It looks like the 16th of May will work.

Christina Davis
Special Assistant to the Governor
Nevada Governor Brian Sandoval

From: Ryan Mulvenon [mailto:rmulvenon@cassidy.com]
Sent: Monday, March 19, 2018 2:22 PM
To: Christina Davis <cmdavis@gov.nv.gov>
Subject: RE: May 16/May 17--Fulcrum

Hi Christina: just circling back to see if you've had time last week to connect re: any potential conflicts with May 16 and/or May 17.

AMERICAN OVERSIGHT

From: Christina Davis <cmdavis@gov.nv.gov>
Sent: Thursday, March 08, 2018 2:14 PM
To: Ryan Mulvenon <RMulvenon@cassidy.com>
Subject: FW: May 16/May 17--Fulcrum

Hi Ryan, thank you for the e-mail. The soonest I am able to discuss this with the Governor is next week and I will get back to you once I've had an opportunity to do so. Thank you and have a great day.

Christina Davis
Special Assistant to the Governor
Nevada Governor Brian Sandoval

From: Ryan Mulvenon <rmulvenon@cassidy.com>
Date: Thursday, March 8, 2018 at 1:59 PM
To: Ryan McGinness <ryan@nevadadc.org>
Cc: Kai Anderson <kanderson@cassidy.com>
Subject: May 16/May 17--Fulcrum

Ryan: as we discussed a few months ago—Fulcrum is preparing for the ground-breaking event at their facility in TRIC.

In order to best accommodate Governor Sandoval, Fulcrum would like to know if Governor Sandoval has any conflicts on either May 16 or May 17?

If not, we will follow-up with a formal invite, but the object here is to have their Board commit to one of those dates at a meeting on Tuesday and we want to ensure we're working to accommodate Governor Sandoval's schedule as best we possibly can.

The sooner we can get answer back on this—the better. And obviously, please keep this close as we haven't shared this with anyone else at this point.

Best,

****

Ryan Mulvenon
Vice President
Cassidy & Associates
733 10th Street, NW, Suite 400
Washington DC 20001
D: 202-585-2305
C: 202-257-6555
rmulvenon@cassidy.com



AMERICAN OVERSIGHT

Stephanie M. Klapstein

From: Malfabon, Rodolfo <RMalfabon@dot.nv.gov>
Sent: Wednesday, February 07, 2018 10:34 AM
To: Andrew Clinger
Cc: Miller, Douglas L
Subject: FW: NDOT U.S. 50 Wild Horse Information- Photo of Wild Horse Crossing Attached
Attachments: IMG_1472.jpg

Importance: High

Here's what we've been telling reporters.

From: Ragonese, Meg
Sent: Friday, January 26, 2018 9:19 AM
To: Malfabon, Rodolfo <RMalfabon@dot.nv.gov>
Cc: Sever, Sean A <SSever@dot.nv.gov>
Subject: FW: NDOT U.S. 50 Wild Horse Information- Photo of Wild Horse Crossing Attached

Horse vs. Vehicle Crashes Increase on Hwy. 50

http://www.ktvn.com/story/37354309/horse-collisions-increase-on-highway-50

Hello Rudy.
Regarding the following news story about wild horse crashes on U.S. 50, I wanted to forward along the following synopsis of our U.S. 50 wild horse mitigation efforts that Nova and I put together and sent to the reporter.
I wanted to forward this bullet-pointed breakdown to you in case it is a helpful resource and synopsis of our efforts.

From: Ragonese, Meg
Sent: Thursday, January 25, 2018 2:56 PM
To: 'pnelson@ktvn.com' <pnelson@ktvn.com>
Subject: NDOT U.S. 50 Wild Horse Information- Photo of Wild Horse Crossing Attached

Hello Paul.
I hope this information will help:

ROADWAY FENCING

U.S. 50
In Lyon County, a majority of the U.S. 50 corridor between the Dayton area and Stagecoach is fenced.

Specifically, we have approximately ten miles of U.S. 50 fenced in two separate sections:
Six and and a half miles fenced between east Dayton and Stagecoach
Three miles fenced between USA Parkway and 95A in Silver Springs
That leaves a remaining area of U.S. 50 between Stagecoach and USA Parkway to be fenced, and we will fence that when we widen that section of highway this fall.

AMERICAN OVERSIGHT

Primarily, this fence is four-strand wire fencing which stands four feet high to help prevent wild horses and cattle from entering the highway.

USA PARKWAY
15+ miles of USA Parkway is fenced from the U.S. 50 junction in Lyon County to the Tahoe Reno Industrial Center.
Being fenced on both sides, that adds up to approximately 31 miles, of wildlife fencing installed on the USA Parkway.

FENCE MAINTENANCE
Our NDOT road maintenance crews put priority on quickly mending any roadside fence that might be, for example, cut by recreationists.

WILDLIFE UNDERPASSES
A wildlife underpass underneath U.S. 50 constructed in 2013 east of Dayton helps keep both motorists and horses safe by reducing potential collisions.
There are also two wildlife undercrossings on USA Parkway.

ROADWAY SIGNAGE
NDOT also has signs urging caution and alerting motorists to the possible presence of horses near the road: NDOT has ten wild horse crossing signs on the U.S. 50 corridor. Roughly half of those are flashing signs which read "major horse crossing" signs placed in areas of highly-concentrated horse crossings.

ANIMAL CROSSING SAFETY STUDIES
In conjunction with the Nevada Department of Wildlife, NDOT is conducting research to prioritize potential safety enhancements at the most concentrated and critical areas of vehicle-animal collisions statewide. In addition to this study, NDOT will also lead a pooled-fund research project on reducing wildlife-vehicle collisions with seven other state DOTs and the Ontario Ministry of Transportation.
We want to remind all motorists to remain attentive when driving near the Virginia Range or anywhere they might be in Nevada. That means focusing on the road, always looking out for other vehicles, pedestrians, and wildlife on the road.

Meg Ragonese
Nevada Department of Transportation Public Information Officer
mragonese@dot.state.nv.us
Office: (775) 888-7777 or (775) 888-7172 Cell: (775) 443-5926

NEVADA DOT
SAFE AND CONNECTED

www.nevadadot.com
Follow us on:

AMERICAN OVERSIGHT

NV-DA-20-0615-A-001462

AMERICAN OVERSIGHT



AMERICAN OVERSIGHT

Stephanie M. Klapstein

From: Sherry Wagner <swagner@renolandinc.com>
Sent: Wednesday, July 18, 2018 3:58 PM
To: christine.smith@red.nv.gov
Cc: Chip Bowlby; Paris Fruscione
Subject: FW: Nevada Real Estate Division

Importance: High

Christine,

Chip Bowlby forwarded your email to me. Please change your records to reflect our address as follows:

Rancharrah Holdings, LLC
6001 Talbot Lane
Reno, NV 89509

Thank you for your time.

RL RENO LAND INC.
Sherry A. Wagner
Vice President of Operations
6001 Talbot Lane
Reno, Nevada 89509
(D) 775-432-7117
(F) 775-800-1174
(C) 775-434-4375
swagner@renolandinc.com
http://www.renolandinc.com

From: Chip Bowlby
Sent: Wednesday, July 18, 2018 3:52 PM
To: Sherry Wagner <swagner@renolandinc.com>; Paris Fruscione <pfruscione@renolandinc.com>
Subject: Fwd: Nevada Real Estate Division

See below and handle please

Sent from my iPad

Begin forwarded message:

> **From:** "Christine D. Smith" <christine.smith@red.nv.gov>
> **Date:** July 18, 2018 at 3:19:36 PM PDT
> **To:** "'cbowlby@renolandinc.com'" <cbowlby@renolandinc.com>
> **Subject: Nevada Real Estate Division**

AMERICAN OVERSIGHT

RANCARRAH (VILLAGE B)
EX.5032486.ADM
ANNUAL RENEWAL DUE

Good afternoon Chip,

I am writing to inform you that your annual renewal form was sent out by us on May 25th and was returned. If you could please let me know your new mailing address, that would be great.

Thank you,

Christine Smith
Projects Department Assistant
Nevada Real Estate Division
3300 W. Sahara Avenue, Suite 350
Las Vegas, NV 89102
702-486-3791
christine.smith@red.nv.gov
http://red.nv.gov/



NOTHING IN THIS E-MAIL SHOULD BE CONSIDERED A LEGAL OPINION OR LEGAL ADVICE.

AMERICAN OVERSIGHT

Stephanie M. Klapstein

From: Carol Lloyd <celloyd@churchillcountylibrary.org>
Sent: Thursday, January 03, 2019 11:36 AM
To: Patrick Cates
Cc: 'Tammy Westergard'
Subject: FW: Nevada State Library, Archives and Public Records Position Announcement

Importance: High

Patrick:

This is great news!

Happy New Year.

Carol

Carol Lloyd, MLIS

Director
Churchill County Library
553 South Maine Street
Fallon, NV 89406
Phone: 775.423.7581x 6
www.churchillcountylibrary.org

From: Sulin Jones <SulinJones@admin.nv.gov>
Sent: Thursday, January 03, 2019 10:50 AM
To: Caprice.Roberson@CSN.EDU; Dani Porter-Lansky <library@sierranevada.edu>; David McClure - William S Boyd School of Law <david.mcclure@unlv.edu>; Denise Frohlich <denise.frohlich@wnc.edu>; eric.walsh@gbcnv.edu; Jill Channing - TMCC <jchanning@tmcc.edu>; June Simms - Touro University Nevada <june.simms@tun.touro.edu>; Kathlin L. Ray - UNR <kray@unr.edu>; Kitti Canepi - University of Southern Nevada <kcanepi@roseman.edu>; Maggie Farrell - UNLV <Maggie.farrell@unlv.edu>; Mary Shultz - UNR Medical Library <mshultz@medicine.nevada.edu>; Nathaniel King - Nevada State College <nathaniel.king@nsc.edu>; Neil Siegel - TMCC <nsiegel@tmcc.edu>; Norma Fowler <nfowler@admin.nv.gov>; Sulin Jones <SulinJones@admin.nv.gov>; Tammy Westergard <twestergard@admin.nv.gov>; Tod Colegrove <tcolegrove@admin.nv.gov>; aelsea@esmeraldacountynv.org; amargosalibrary@gmail.com; Amy Dodson - Douglas <adodson@douglas.lib.nv.us>; Bleeker, Jeanne - Smoky Valley <jeanneb@svld.net>; coberhansli@mineralcountynv.org; Diane Ryals - Tonopah <dryals@clan.lib.nv.us>; Diehm, Kimberly - Boulder City <bcdirector@bclibrary.org>; director@pahrumplibrary.org; Faehling, Sharron <piochelibrary@yahoo.com>; Geddes, Amy - Lyon <ageddes@lyon-county.org>; Heezen, Ron - LVCC-LD <Heezenr@lvccld.org>; Jennings, Sharon - Beatty <spjennin@clan.lib.nv.us>; Jessica.anderson@hcnv.us; Kassie Antonucci (krkincai@elkocountynv.net) <krkincai@elkocountynv.net>; kbrinkerhoff@pershingcounty.net; Lewis, Forrest - North Las Vegas <lewisf@cityofnorthlasvegas.com>; Lloyd, Carol - Churchill <celloyd@churchillcountylibrary.org>; Lori Romero (lromero@whitepinecountynv.gov) <lromero@whitepinecountynv.gov>; Madziarek, Andrea - Smoky Valley

AMERICAN OVERSIGHT

<andream@svld.net>; Marcie Smedley <mlsmedley@hdpl.org>; nwhite@esmeraldacountynv.org; Scott, Jeff - Washoe <jscott@washoecounty.us>; sloyd@carson.org; tonopahlibrary@hotmail.com; abrueher@lyoncsd.org; Ananda Campbell - Carson City School District <acampbell@carson.k12.nv.us>; bsmith@landernv.net; Carol Glynn - Storey County School District <caglynn@storey.k12.nv.us>; Deborah Fiedler - Churchill County School District <fiedlerd@churchillcsd.com>; Holly Esposito - Washoe County School District <hesposito@washoeschools.net>; Holly McPherson - Churchill County School District <mcphersonh@churchillcsd.com>; Kindra Fox - Washoe County School District <kcfox@washoeschools.net>; Pamela Bidart - Humboldt County School District <pbidart@hcsdnv.com>; Pete Peterson <ppeterson@lcsdnv.com>; Robbie Nickel - Elko County School District <rnickel@ecsdnv.net>; Robert Jones - Clark County School District <jonesrr2@nv.ccsd.net>; Romelle Cronin - Douglas County School District <rcronin@dcsd.k12.nv.us>; Sheena Barnes - Nye County School District <sbarnes@nye.k12.nv.us>; Shelley Nee - Pershing County School District <snee@pershing.k12.nv.us>; weaverh@mineral.k12.nv.us; Asteriadis, Stephanie - Nevada Prevention Resource Center <sasteriadis@casat.org>; Byrd, Karen - Clark County Law Library <byrdkj@clarkcountynv.gov>; Carter, Amber - Sunrise Hospital <amber@sunrisecme.com>; Catherine Magee <cmagee@nevadaculture.org>; Chanteyl.Hasse@ClarkCountyNV.gov; Cheryl Bjerke, Cheryl - US Courts Library Reno <cheryl_bjerke@lb9.uscourts.gov>; cjacobs@blm.gov; cmo@clan.lib.nv.us; Frantz, Sara - Museum of Art <sara.frantz@nevadaart.org>; Sheryln Hayes-Zorn <SHayesZorn@nevadaculture.org>; Hope Williams <HWilliams@admin.nv.gov>; Jason Sowards, Director NV Supreme Court Library <jsowards@nvcourts.nv.gov>; jclarke@nevadaculture.org; Dennis McBride <Dennis.McBride@nevadaculture.org>; McGee, Sherry - Renown Medical Library <smcgee@renown.org>; Morton, Maureen - UNR Nell J. Redfield Learning & Resource Center <mmorton@unr.edu>; Reed, Emily - Washoe County Law library <emily.reed@washoecourts.us>; S. Youngquist <syoungquist@clarkcountynv.gov>; Steele, Richard - US EPA Library <steele.richard@epamail.epa.gov>; Stimka, Alicia - Supreme Court <astimka@nvcourts.nv.gov>; Wilt, Teresa - LCB Research Library <twilt@lcb.state.nv.us>; Wines, Claudia - Northeastern Nevada Museum <director@museumelko.org>; Bill Boster <weboster@sbcglobal.net>; Connie Lucido <clucido@admin.nv.gov>; David Ortlipp <david@ortlipp.com>; Ian Salzman <salzmim@nv.ccsd.net>; Jeanne Price <jeanne.price@unlv.edu>; Joan Dalusung <JDalusung@washoecounty.us>; Karsten Heise <kheise@diversifynevada.com>; Kathleen Galland-Collins <kgcollins@doe.nv.gov>; Kimberly Petersen <kspetersen@doc.nv.gov>; Margot Chappel <MChappel@health.nv.gov>; Matthew Erwin <merwin@admin.nv.gov>; Nancy Schmidt <nroot56@gmail.com>; Nicole Andazola 2 <nicole@mysolutionsatwork.com>
Subject: Nevada State Library, Archives and Public Records Position Announcement
Importance: High

January 2, 2019



Patrick Cates, Director of the Department of Administration, is pleased to announce the appointment of Patrick 'Tod' Colegrove, PhD, MSLIS as the new Administrator for the Nevada State Library, Archives and Public Records.

Colegrove comes to the State from the University of Nevada, Reno, where he has served as Director of the DeLaMare Science & Engineering Library since 2010. Colegrove, a fourth generation Nevadan, is a tenured professor with extensive leadership, planning, and management experience. Nationally, he serves on multiple library professional boards and committees across several library association.

Colegrove earned his doctorate and master's degrees in physics working with researchers at the Hubble Space Telescope Sciences Institute. He worked for over fourteen years as executive-level management in high-tech private industry; coming back to the University, he taught physics, astronomy, and honors courses for over a decade. After earning his master's degree in Library and Information Science, he led the transformation of the DeLaMare Library into a vibrant hub of innovation and has become an internationally recognized leader in library transformation and impact. A product of rural Nevada himself, Colegrove credits libraries for the success he has enjoyed in his own career and is optimistic about their future. "Libraries change lives," Colegrove said. "I look forward to connecting with and supporting that work throughout the state."

AMERICAN OVERSIGHT

Tammy Westergard, interim administrator of the Nevada State Library, Archives and Public Records, said the respect Colegrove has earned from librarians across the state will be key to the continued transformation of the state library. “Tod understands why libraries matter,” Westergard said. “He is very authentic and a consummate professional.”

AMERICAN OVERSIGHT

Stephanie M. Klapstein

From: Chip Bowlby <cbowlby@renolandinc.com>
Sent: Friday, March 02, 2018 7:23 AM
To: Bruce Breslow; 'Bruce Breslow(Breslow@business.nv.gov)'
Subject: FW: New Opportunity Zone Tax Program

I sent you something on the below this morning. I had Joel reach out to Karen Schnog below. Anything you can inform me on ?? Thanks

Chip Bowlby
President & CEO
6001 Talbot Lane
Reno, Nevada 89509
775-432-7110 x818
775-690-4866 Cell
775-800-1174 Fax
cbowlby@renolandinc.com
http://www.renolandinc.com

From: Joel Grace
Sent: Friday, March 2, 2018 7:16 AM
To: Karen Schnog <KSchnog@business.nv.gov>
Cc: Chip Bowlby <cbowlby@renolandinc.com>; Tom Merschel <tmerschel@renolandinc.com>
Subject: RE: New Opportunity Zone Tax Program

Karen,

I have looked at the website and the resources, very interesting program. I looked in the state resource section and didn't see anything for NV? How do we go about applying…Is this as simple as discussing with your group, GOED, and the Governor? Please advise at your earliest convenience so we meet the deadline of March 22nd. Thank you for thinking of us.

All the best.

Joel

Joel Grace
V.P. of Development
6001 Talbot Lane
Reno, Nevada 89509

AMERICAN OVERSIGHT

(D) 775-372-6487
(C) 775-343-8304

From: Karen Schnog [mailto:KSchnog@business.nv.gov]
Sent: Wednesday, February 7, 2018 7:57 AM
To: Joel Grace <jgrace@renolandinc.com>
Subject: FW: New Opportunity Zone Tax Program

Hi Joel,

There has been a lot of buzz on Opportunity Zones which is a new program added to the recently passed tax bill.

I am sending this email to share information regarding the program. The goal of the Opportunity Zones is to encourage investment in low-income census tracts by decreasing tax on capital gains. Since the program is so new the details have not been fully clarified. Here is just one (of many) links if you are interested in finding out more.
http://eig.org/opportunityzones

In this act the state governor is charged with nominating census tracts to be designated as opportunity zones where these dollars can be invested and receive tax benefit. As the state agency that works with NMTC, B&I is working to assist in defining the list of nominated zones with an eye on low-income tracts that are already attracting investment to further leverage and catalyze progress. Still, we will not make the final decision as to which zones will be nominated and we are only charged with defining eligible zones. In addition, because only 25% of the low-income zones in the state can be nominated, and due to the fact that the governor has a very limited timeframe, the zone nominations are due March 22nd, 2018, time is critical in this process. Time for outreach is limited. Discussion of zone designation should be directed to GOED at this time. Further it should be understood by all interested parties that if the state fails to make nominations then the US Treasury will make the zone designation without our input. In my respectful and unsolicited opinion, although input should be encouraged, understanding of the limitations and cooperation should be the emphasis for all parties in this process so our state is able to nominate the tracts that will maximize the outcomes to low income communities for these investment. Furthermore, it is truly unknown how much investment this program will generate given that the details of how these investments are made and tracked are still unclear (hundreds of people much smarter than me with legal and accounting degrees are working diligently on this clarification).

Finally, “opportunity” seems to be the hot word this year. There are Opportunity Funds, Opportunity Zones, Opportunity Investments, and several many “opportunities” about there. I believe it will take an effort to not get one confused with the other.

It is my hope that this information is helpful to you as a collaborative partner to support economic growth and diversity in Nevada.

Sincerely,

Karen Schnog
Management Analyst
State of Nevada Department of Business & Industry
Director’s Office of Business Finance and Planning
3300 W. Sahara, Suite 425
Las Vegas, NV. 89102
Direct: (702) 486-3755
Email: kschnog@business.nv.gov
Web: www.business.nv.gov

AMERICAN OVERSIGHT

AMERICAN OVERSIGHT

Stephanie M. Klapstein

From: Jag Office <jagoffice@jagnv.org>
Sent: Monday, September 24, 2018 3:05 PM
To: Abney Tray (tray@abneytauchen.com); Don Asher(don@donaldasher.com); kcbrekken@gmail.com; Hannah Brown (hannahb4@cox.net); Nancy Brune (nbrune@guinncenter.org); Rene Cantu; Chelsea Capurro; Kirk Clausen; Davey, Jeff (BHGE); TraciDavis ; Jennifer Day (jen_britt72@yahoo.com); Olivia Diaz (olivia.diaz@asm.state.nv.us); Juanita Fain (juanita.fain@unlv.edu); mgatti@mgmresorts.com; ggonzalez.edu@gmail.com; ben.kieckhefer@sen.state.nv.us; LibertyLeavitt (leavil1@nv.ccsd.net); punam@pumannathur.com; tmoore@doe.nv.gov; pmoradkhan@lvchamber.com; Sandra Morgan(sandra.morgan@att.com); Matt Morris; Janice Newman; nolsen@doe.nv.gov; bart.patterson@nsc.edu; daperea@nvdetr.org; skorklvnv@gmail.com; Tyrone Thompson(tyronethompsonnlv@yahoo.com); kris.wells@att.com
Cc: frank_woodbeck@nshe.nevada.edu; AnnWozniak; Debbie Tarantino
Subject: FW: October 11 & 25 Events Honoring Governor Sandoval
Attachments: Invitee List - DiscoveringNevada's Treasure as of 9-24-2018.xlsx

---

From: Frank Woodbeck <fwoodbeck@nshe.nevada.edu>
Sent: Monday, September 24, 2018 1:34 PM
To: Rene Cantu <rcantu@jagnv.org>; Jag Office <jagoffice@jagnv.org>
Subject: October 11 & 25 Events Honoring Governor Sandoval

Dear Board Members, please RSVP for the October 11 and / or October 25 event honoring Governor Sandoval's vision for JAG Nevada, and the success-to-date Dr. Cantu and his team have accomplished. Also, please invite one or more individuals you believe would be interested in the JAG Nevada goals and accomplishments, with an eye toward our goal of additional private sector investors. We have attached the current list of guests who have been invited, many of whom have responded to our invitation. Please peruse the list to see if your intended invitee(s) have already been approached.

I appreciate your support, and look forward to extending the JAG Nevada family of support. See you soon.

Regards, Frank

Frank R. Woodbeck
Executive Director
Workforce Development
Nevada System of Higher Education (NSHE)
4300 South Maryland Parkway
Las Vegas, NV 89119

E-Mail: fwoodbeck@nshe.nevada.edu

(702) 889-8426 - Office
(702) 343-0984 - Cell

AMERICAN OVERSIGHT

(702) 889-8492 - Fax

"The important thing is to not stop questioning. Curiosity has its own reason for existing" – Albert Einstein

PUBLIC RECORDS NOTICE: In accordance with NRS Chapter 239, this email and responses, unless otherwise made confidential by law, may be subject to the Nevada Public Records laws and may be disclosed to the public upon request.

AMERICAN OVERSIGHT

First	Last	Organization	Email Address	Mailing address	City	Stat	Zip	Host	Which Event	Em'd In	Mailed Invite	RSVP - LV	Mailed	RSVP - Reno	
Sean	Smith	100 Black Men Nevada	B52g01@aol.com	P. O. Box 271296	Las Vegas	NV	89127-129	Pat Roe	Las Vegas	9/6	Y		X		
Steve	Miller	Agassi Foundation		1120 N Town Center Dr, # 16	Las Vegas	NV	89169	Kris Wells & Sandra	Las Vegas		Y		X		
Laurie	Weaver	Al Phillips The Cleaner Inc		3250 W Ali Baba Lane Ste C-	Las Vegas	NV	89118	Pat Roe	Las Vegas		Y		X		
Cheryl	Crazybull	American Indian College	ccrazybull@collegefund.org	8333 Greenwood Blvd	Denver	CO	80221	Pat Roe	Las Vegas	9/6	Y		X		
Bo Charles	Abiodun	Aristocrat Technologies	bo.abiodun@aristocrat.com	7230 Amigo St	Las Vegas	NV	89119	Frank Woodbeck	Las Vegas	9/6	Y		X		
Anastasia	Ahumada	Aristocrat Technologies	anastasia.ahumada@aristocrat.com	7230 Amigo St	Las Vegas	NV	89119	Frank Woodbeck	Las Vegas	9/6	Y	1	X		
Sally	Allen	Aristocrat Technologies	sally.allen@aristocrat.com	7230 Amigo St	Las Vegas	NV	89119	Frank Woodbeck	Las Vegas	9/6	Y	1	X		
Sheila	Bangalore	Aristocrat Technologies	sheila.bangalore@aristocrat.com	7230 Amigo St	Las Vegas	NV	89119	Heidi Cook	Las Vegas	9/6	Y				
Dan	Little	Aristocrat Technologies	dan.little@aristocrat-inc.com	7230 Amigo St	Las Vegas	NV	89119	Frank Woodbeck	Las Vegas	9/6	Y				
Noel	Harmon	Asian & Pacific Islander	nharmon@apiasf.org	2025 M St NW, # 610	Washington	DC	20036	Pat Roe	Las Vegas	9/6	Y	2	X		
Leilani	Pimentel	Asian & Pacific Islander	lpimentel@apiasf.org					Pat Roe	Las Vegas	9/12					
Amy	Tabor	Assistance League Las V	amylouisetabor@gmail.com	6446 W Charleston Blvd	Las Vegas	NV	89146	JAG Nevada	Las Vegas				X		
Sandra	Morgan	AT&T	sandra.morgan@att.com	10550 W Charleston Blvd #B	Las Vegas	NV	89135	JAG Nevada	Las Vegas	9/6	Y		X		
John	Bailey	Bailey Kennedy	jbailey@baileykennedy.com	8984 Spanish Ridge Ave	Las Vegas	NV	89148	Frank Woodbeck	Las Vegas	9/6	Y				
Dan	Giraldo	Bank of America	daniel.giraldo@bankofamerica.com	300 S Fourth St 3rd Fl	Las Vegas	NV	89101	Punam Mathur	Las Vegas	9/6	y		X		
John	Guedry	Bank of Nevada	jguedry@bankofnevada.com	2700 W Sahara Ave	Las Vegas	NV	89102	Bart Patterson	Las Vegas	9/6	Y		X		
Jerrie	Merritt	Bank of Nevada		2700 W Sahara Ave	Las Vegas	NV	89102	Rene Cantu	Las Vegas				X		
Michael	Brown	Barrick Gold	mbrown@barrick.com	2270 Corporate Circle #100	Henderson	NV	89074	Punam Mathur	Las Vegas	UND	Y		X		
Blair	Bigelow	Bigelow Aerospace	blair@bigelowaerospace.com	1899 W Brooks Ave	N. Las Vegas	NV	89032	Frank Woodbeck	Las Vegas	9/6	Y		X		
Erin	McMullen	Boyd Gaming	erinmcmullen@boydgaming.com	3883 Howard Hughes Pkwy	Las Vegas	NV	89169	Kris Wells & Sandra	Las Vegas	9/6	Y		X		
Bill	Noonan	Boyd Gaming	billnoonan@boydgaming.com	3883 Howard Hughes Pkwy 9	Las Vegas	NV	89169	Punam Mathur	Las Vegas	9/6	Y		X		
Karlos	LaSane	Caesars Entertainment	klasane@caesars.com	One Caesars Palace Dr	Las Vegas	NV	89109	Kris Wells	Las Vegas	9/6	Y				
John	Maddox	Caesars Entertainment	jmaddox@caesars.com	2100 Caesars Palace Dr	Las Vegas	NV	89109	Liberty Leavitt	Las Vegas	9/10	Y				
Prem	Kittusamy	Cardiologist		401 N. Buffalo Drive	Las Vegas	NV	89145	Jennifer Day	Las Vegas			1			
Dr Mike	Barton	CCSD	bartowr@nv.ccsd.net	5100 W Sahara Ave	Las Vegas	NV	89146	Pat Skorkowsky	Las Vegas	9/6	Y		X		
Dr and Mrs	Jara	CCSD	jarajf@nv.ccsd.net	5100 W Sahara Ave	Las Vegas	NV	89146	Pat Skorkowsky	Las Vegas	9/6	Y		X		
Liberty	Leavitt	CCSD Community Partn	leavil1@nv.ccsd.net	4601 W Bonanza Rd	Las Vegas	NV	89107	JAG Nevada	Las Vegas	9/6	Y		X		
Lola	Brooks	CCSD Trustee	brookla@nv.ccsd.net	5100 W Sahara Ave	Las Vegas	NV	89146	Pat Skorkowsky	Las Vegas	9/6	Y		X		
Linda	Cavazos	CCSD Trustee		5100 W Sahara Ave	Las Vegas	NV	89146	Pat Skorkowsky	Las Vegas		Y		X		
Kevin	Child	CCSD Trustee		5100 W Sahara Ave	Las Vegas	NV	89146	Pat Skorkowsky	Las Vegas		Y		X		
Carolyn	Edwards	CCSD Trustee		5100 W Sahara Ave	Las Vegas	NV	89146	Pat Skorkowsky	Las Vegas		Y		X		
Chris	Garvey	CCSD Trustee		5100 W Sahara Ave	Las Vegas	NV	89146	Pat Skorkowsky	Las Vegas		y		X		
Deanna	Wright	CCSD Trustee		5100 W Sahara Ave	Las Vegas	NV	89146	Pat Skorkowsky	Las Vegas		Y		X		
Dr Linda	Young	CCSD Trustee		5100 W Sahara Ave	Las Vegas	NV	89146	Pat Skorkowsky	Las Vegas		Y		X		
Randy	Robison	Centurylink Communica	Randy.Robison@centurylink.com	6700 Via Austi Pkwy	Las Vegas	NV	89119	Kris Wells & Sandra	Las Vegas	9/6	Y		X		
Marian	Jackson	Charter Communication	marian.jackson@charter.com					Kris Wells & Sandra	Las Vegas	9/6			UND		
Richard	Derrick	City of Henderson	richard.derrick@cityofhenderson.co	PO Box 95050	Henderson	NV	89009	Liberty Leavitt	Las Vegas	9/10	y				
Mayor Debr	March	City of Henderson	Abigail.Wade@CityofHenderson.co	PO Box 95050	Henderson	NV	89009	Bart Patterson	Las Vegas	9/6	Y		X		
Javier	Trujillo	City of Henderson	javier.trujillo@cityofhenderson.com	PO Box 95050	Henderson	NV	89009	Liberty Leavitt	Las Vegas	9/10	Y				
Mayor Caro	Goodman	City of Las Vegas	crusso@lasvegasnevada.gov	495 S. Main St	Las Vegas	NV	89101	Frank Woodbeck	Las Vegas	UND	Y		X		
Dr Lisa	Morris-Hibler	City of Las Vegas	lmorris@lasvegasnevada.gov	495 S. Main St	Las Vegas	NV	89101	Liberty Leavitt	Las Vegas	9/10	Y				
Councilman	Barron	City of North Las Vegas	barroni@cityofnorthlasvegas	2250 Las Vegas Blvd N, # 910	N Las Vegas	NV	89030	Bart Patterson	Las Vegas	9/6	Y		X		
Mayor John	Lee	City of North Las Vegas	leej@cityofnorthlasvegas.com	2250 Las Vegas Blvd. N	N Las Vegas	NV	89030	Liberty Leavitt	Las Vegas	9/10	Y				
Micaela	Moore	City of North Las Vegas	moorem@cityofnorthlasvegas.com	2250 Las Vegas Blvd. N, # 81	N Las Vegas	NV	89030	JAG Nevada	Las Vegas	9/6	Y		X		
Chris	Giunchigliani	Clark County Commission		500 S Grand Central Pkwy, B	Las Vegas	NV	89155	JAG Nevada	Las Vegas				X		
Marilyn	Kirkpatrick	Clark County Commissio	marilyn.kirkpatrick@cox.net	500 S Grand Central Pkwy, 6	Las Vegas	NV	89155	Rene Cantu	Las Vegas	9/6	y				

AMERICAN OVERSIGHT

Jon	Bilstein	Comprehensive Cancer	jon.bilstein@usoncology.com	400 N Stephanie St #300	Henderson	NV	89014	Jennifer Day	Las Vegas	9/6	Y				
Barbara	Molasky	CORE		701 S Ninth St	Las Vegas	NV	89101	Rene Cantu	Las Vegas				X		
Michael F.	Bolognini	Cox Communications	michael.bolognini@cox.com	1700 Vegas Dr	Las Vegas	NV	89106	Bart Patterson	Las Vegas	9/6	Y	0	X		
Tamar	Hoapili	Cox Communications	tamar.hoapili@cox.com	1700 Vegas Dr	Las Vegas	NV	89106	Liberty Leavitt	Las Vegas	9/10	Y				
Craig	Stevens	Cox Communications	Craig.Stevens@cox.com	1700 Vegas Dr	Las Vegas	NV	89106	Kris Wells & Sandra	Las Vegas	9/6	Y		X		
Margo	Martin	CSN	Margo.Martin@csn.edu	6375 W Charleston Blvd	Las Vegas	NV	89146	Frank Woodbeck	Las Vegas	9/6	Y		X		
Federico	Zaragoza	CSN	federico.zaragoza@csn.edu	6375 W Charleston Blvd	Las Vegas	NV	89146	Frank Woodbeck	Las Vegas	9/6	Y	1			
Matt	Grimes	Desert Radiologists	mgrimes@desertrad.com	2020 Palomino Lane, Ste 100	Las Vegas	NV	89106	Jennifer Day	Las Vegas	9/6	Y		X		
Dennis	Perea	DETR	daperea@nvdetr.org	2800 St Louis Ave	Las Vegas	NV	89104	JAG Nevada	Las Vegas	9/6	Y		X		
Lawrence	Barnard	Dignity Health	Lawrence.Barnard@DignityHealth.c	St. Rose Dominican Hosp - 3(	Henderson	NV	89052	JAG Nevada	Las Vegas	9/6	Y				
Eugene	Bassett	Dignity Health	Eugene.Bassett@DignityHealth.org	St. Rose Dominican Hosp - 3(	Henderson	NV	89052	JAG Nevada	Las Vegas	UND	Y				
Holly	Lyman	Dignity Health	Holly.Lyman@DignityHealth.org	St. Rose Dominican Hosp - 3(	Henderson	NV	89052	JAG Nevada	Las Vegas	9/6	Y				
Sr Katie	McGrail	Dignity Health	Katie.McGrail@DignityHealth.org	St. Rose Dominican Hosp - 3(	Henderson	NV	89052	JAG Nevada	Las Vegas	9/6	Y				
Sr Phyllis	Sikora	Dignity Health	Phyllis.Sikora@DignityHealth.org	St. Rose Dominican Hosp - 3(	Henderson	NV	89052	JAG Nevada	Las Vegas	9/6	Y	1			
Teressa	Conley	Dominican, Rose de	Teressa.Conley@dignityhealth.org	102 E Lake Mead Pkwy	Henderson	NV	89015	Bart Patterson	Las Vegas	9/6	Y	1	X		
Erika	Webb-Hughes	Director of Pubic Affairs	erika.webb-hughes@pearson.com	ASKED VIA EMAIL 9/4	Sacramento	CA		Janelle Duray	Las Vegas	9/6		1			
Punam	Mathur	Elaine Wynn Foundatio	punam@punammathur.com	2406 Alpine Meadows Ave	Henderson	NV	89074	JAG Nevada	Las Vegas	9/6	Y	1	X		
Laura	Hennum	Emerus	Laura.Hennum@Emerus.com	St. Rose Dominican Hosp - 3(	Henderson	NV	89052	JAG Nevada	Las Vegas	9/6	Y				
Jeff	Cooper	Engelstad Foundation	jcooper@bradshawsmith.com	5851 W Charleston Blvd	Las Vegas	NV	89146	Frank Woodbeck	Las Vegas	9/6	Y		X		
Kris	Engelstad McGarry	Engelstad Foundation	KrisMcgarry@yahoo.com	851 Rampart Blvd #150	Las Vegas	NV	89145-488	Punam Mathur	Las Vegas	9/6	Y		X		
Sean	McGarry	Engelstad Foundation	seanmcgarry@gmail.com	851 S Rampart Blvd #150	Las Vegas	NV	89145	Rene Cantu	Las Vegas	UND	Y		X		
Tyre	Gray	Fennemore Craig	tgray@fclaw.com	300 S Fourth St #1400	Las Vegas	NV	89101	JAG Nevada	Las Vegas	9/6	Y		X		
Justin	Findlay	Findlay Auto	jfindlay@findlayauto.com	310 N. Gibson Rd	Henderson	NV	89014	Liberty Leavitt	Las Vegas	9/10	y				
Doug	Fleming	Findlay Chevrolet	dfleming@findlayauto.com	6800 S Torrey Pines Dr	Las Vegas	NV	89118	JAG Nevada	Las Vegas	9/6	y		X		
Susan	Somers	FM Marketing	susan@fmmpr.com	7473 W Lake Mead Blvd	Las Vegas	NV	89128	KC Brekken	Las Vegas	9/6	Y		X		
Xavier de Sc	Briggs	Ford Foundation	X.Briggs@fordfoundation.org	320 E 43rd St	New York	NY	10017	Pat Roe	Las Vegas	9/6	Y		X		
Lindy	Schumacher	Fulfillment Fund	lschumacher@fulfillmentfund.org	3850 Annie Oakley Dr	Las Vegas	NV	89121	Liberty Leavitt	Las Vegas	9/10	Y				
Kar	Shanmugam	General Electric	karthikeyan.shanmugam@ge.com	5406 E El Camp Grande Ave	Las Vegas	NV	89115	Rene Cantu	Las Vegas	9/6	Y				
Maggie	Arias-Petrel	Global Professional Con	Maggie@globalpromed.com	23 Holston Hills Rd	Henderson	NV	89052	Bart Patterson	Las Vegas	UND	Y		X		
Paul	Anderson	GOED		555 E Washington #5400	Las Vegas	NV	89101	Liberty Leavitt	Las Vegas	9/10	Y		X		
Terri	Janison	Grant a Gift Autism Fdtr	tjanison@grantagiftautismfoundati	630 S Rancho Dr, Ste D.	Las Vegas	NV	89106	JAG Nevada	Las Vegas	9/6	Y	2	X		
Robin	Greenspun	Greenspun Family Foun	robin.greenspun@vegas.com	2275 Corporate Cir #300	Henderson	NV	89074	Liberty Leavitt	Las Vegas	9/10	Y				
Chelsea	Capurro	Griffin 3 Company	chelsea@g3nv.com	7525 Tara Ave	Las Vegas	NV	89117	JAG Nevada	Las Vegas	9/6	Y	2	X		
Douglas	Coombs	Habitat Las Vegas	dougc@lasvegashabitat.org	4580 W Sahara #120	Las Vegas	NV	89102	Terri Janison	Las Vegas	9/6	Y		X		
Nate	Bigler	HCA	nate.bigler@hcahealthcare.com	2360 Corporate Circle #125	Henderson	NV	89074	Janelle Duray	Las Vegas	9/6	Y		X		
Craig	Kirkland	Henderson Chamber of	Craig.Kirkland@nsbank.com	400 N Green Valley Pkwy 2n	Henderson	NV	89074	Liberty Leavitt	Las Vegas	9/10	y				
Scott	Muelrath	Henderson Chamber of Commerce		400 N Green Valley Pkwy 2n	Henderson	NV	89074	JAG Nevada	Las Vegas				X		
Fidel	Vargas	Hispanic Scholarship Fu	fidel@hsf.net	1411 W 190th St, # 700	Gardena	CA	90248	Pat Roe	Las Vegas	9/6	Y		X		
Tony	Kass	Honeywell	TonyKass@Honeywell.com	2925 E Patrick Lane Ste F	Las Vegas	NV	89120	JAG Nevada	Las Vegas	9/6	y		X		
Dave	Newton	Hospitality Resources	davenewton@hospitalityresources.	9420 Salt Water Ct	Las Vegas	NV	89117	Janice Newman	Las Vegas	9/6	Y	1	X		
Ken	Bossingham	IGT	ken.bossingham@igt.com	6355 S Buffalo Dr	Las Vegas	NV	89113	Heidi Cook	Las Vegas	9/6	Y				
Lisa	Levine	IGT	lisa.levine@igt.com	6355 S Buffalo Dr	Las Vegas	NV	89113	Tray Abney	Las Vegas	9/6	Y		X		
Jennifer	Day	Independent Consultan	jen_britt72@yahoo.com	5951 NW 63rd Terrace # 144	Kansas City	MO	64151	JAG Nevada	Las Vegas	9/6	Y	1	X		
Patricia	Andrews	JAG	birdiemasterpatty55@gmail.com	9024 Alpine Peaks Ave	Las Vegas	NV	89147	Rene Cantu	Las Vegas	9/14/	Y	2	X		
Janelle	Duray	JAG National	JDuray@sp2lc.com	1729 King St, # 100	Alexandria	VA	22314	JAG Nevada	Las Vegas	9/6	Y		X		
Ken	Smith	JAG National	ken.smith@sp2lc.com	1729 King St, # 100	Alexandria	VA	22314	JAG Nevada	Las Vegas	9/6	Y		X		
Rene	Cantu	JAG Nevada							Las Vegas			1	X		
Michele	Cody	JAG Nevada							Las Vegas				X		

AMERICAN OVERSIGHT

Mavis	Long	JAG Nevada							Las Vegas				X		
Peggy	Oliver	JAG Nevada							Las Vegas				X		
Maurice	Senters	JAG Nevada							Las Vegas				X		
Marcus	Sherfield	JAG Nevada							Las Vegas				X		
Sherrie	Smith	JAG Nevada							Las Vegas				X		
Debbie	Tarantino	JAG Nevada							Las Vegas				X		
Kandy	Zappa-Sanchez	JAG Nevada							Las Vegas				X		
Dr. Nancy	Brune	Kenny Guinn Center	nancybrune@gmail.com	3281 S Highland Dr # 810	Las Vegas	NV	89109	JAG Nevada	Las Vegas	9/6	Y		X		
Denise	Carver	Kinross	Denise.Carver@Kinross.com	PO Box 480	Round Mountain	NV	89045	Rene Cantu	Las Vegas	9/6	Y				
Emily	Hendrickson	Kinross	emily.hendrickson@kinross.com	PO Box 480	Round Mountain	NV	89045	Rene Cantu	Las Vegas	9/6	Y		X		
Dave	Hendriks	Kinross	david.hendriks@kinross.com	PO Box 480	Round Mountain	NV	89045	Rene Cantu	Las Vegas	9/6	Y		X		
William	Moses	Kresge Foundation	wflmoses@kresge.org	3215 W Big Beaver Rd	Troy	MI	48084	Pat Roe	Las Vegas	9/6	Y		X		
Debra	Guedry	Landmark Commercial (	dguedry@cox.net	8112 Moonstone Circle	Las Vegas	NV	89128	Frank Woodbeck	Las Vegas	9/6	Y		X		
Paul	Moradkhan	Las Vegas Chamber of C	pmoradkhan@lvchamber.com	575 Symphony Park Ave # 20	Las Vegas	NV	89106	JAG Nevada	Las Vegas	9/6	Y		X		
Douglas	Geinzer	Las Vegas HEALS	doug.geinzer@lasvegasheals.org	PO Box 80808	Las Vegas	NV	89180	Terri Janison	Las Vegas	9/6	y	1	X		
Brett	Lashbrook	Las Vegas Lights FC	brett.lashbrook@lasvegaslightsfc.c	231 S 3rd St #110	Las Vegas	NV	89101	JAG Nevada	Las Vegas	9/6	Y		X		
Hannah	Brown	Las Vegas Urban Chamb	hannahb4@cox.net	4160 Squaw Creek Ct	Las Vegas	NV	89120	JAG Nevada	Las Vegas	9/6	Y	1	X		
Peter	Guzman	Latin Chamber of Comn	peter@lvlcc.com	300 N 13th St	Las Vegas	NV	89101	Rene Cantu	Las Vegas				X		
Christina	Hixson	Lied Foundation Trust		3907 W Charleston Blvd	Las Vegas	NV	89102	JAG Nevada	Las Vegas				X		
Pamela	Teel	Lincoln County School D	pteel@lcsdnv.com	PO Box 118	Panaca	NV	89042	Rene Cantu	Las Vegas	9/6	Y		X		
Danette Ger	Howard	Lumina Foundation	dhoward@luminafoundation.org	30 S Meridian St	Indianapolis	IN	46204	Pat Roe	Las Vegas	9/6	Y		X		
Mary Beth	Sewald	LV Metro Chamber of C	mbsewald@lvchamber.com	575 Symphony Park Ave #10	Las Vegas	NV	89106	JAG Nevada	Las Vegas	9/6	Y		X		
Jim	Prather	LV Review Journal	jprather@ktnv.com	1111 W Bonanza	Las Vegas	NV	89106	Frank Woodbeck	Las Vegas	9/6	Y		X		
Steve	Hill	LVCVA	shill@lvcva.com	3150 Paradise Rd	Las Vegas	NV	89109	Frank Woodbeck	Las Vegas	9/6	Y	1	X		
Andy	Belanger	LVVWD	andybelanger@gmail.com	1001 S Valley View Blvd	Las Vegas	NV	89153	JAG Nevada	Las Vegas	9/6	Y				
Patricia	Navarro-Issel	McDonald's Corporatio	patricia.navarro-issel@partners.mc	4215 N Las Vegas Blvd	N Las Vegas	NV	89125	Janelle Duray	Las Vegas	9/6	Y	1			
Nige	Holman	Merrill Lynch, Pierce, Fe	nigelenn.holman@ml.com	400 S Rampart Blvd #300	Las Vegas	NV	89145	JAG Nevada	Las Vegas				X		
Alan and Ch	Feldman	MGM Resorts Internatio	afeldman@mgmresorts.com	3600 S Las Vegas Blvd	Las Vegas	NV	89109	Punam Mathur	Las Vegas	9/6	y	2	X		
Maria Jose	Gatti	MGM Resorts Internatio	mgatti@mgmresorts.com	3799 S Las Vegas Blvd	Las Vegas	NV	89109	JAG Nevada	Las Vegas	9/6	y		X		
Shelley	Gitomer	MGM Resorts Internatio	sgitomer@mgmresorts.com	3600 S Las Vegas Blvd	Las Vegas	NV	89109	Punam Mathur	Las Vegas	9/6	Y		X		
Denice	Miller	MGM Resorts Internatio	dmiller@mgmresorts.com	3600 S Las Vegas Blvd	Las Vegas	NV	89109	Punam Mathur	Las Vegas	9/6	Y		X		
Michael E.	Minden	Michael E. Minden and Co Jewelers		3200 S Las Vegas Blvd, #247	Las Vegas	NV	89109	Frank Woodbeck	Las Vegas	9/6	Y				
David	Schmall	Microsoft	david.schmall@microsoft.com	ASKED VIA EMAIL 9/4				Terri Janison	Las Vegas	9/6		0			
Mark	Brown	Miracle Flights	mbrown@miracleflights.org	5740 S Eastern Ave # 240	Las Vegas	NV	89119	JAG Nevada	Las Vegas	9/6	Y				
Christina	Moon	Miracle Flights	cmoon@miracleflights.org	5740 S Eastern Ave # 240	Las Vegas	NV	89119	JAG Nevada	Las Vegas	9/6	Y		X		
Jonathan	Ullman	Mob Museum	jullman@themobmuseum.org	300 Stewart Ave	Las Vegas	NV	89101	Liberty Leavitt	Las Vegas	9/10	Y				
Kristy	Keller	Moonridge Group		706 S Eighth St	Las Vegas	NV	89101	Rene Cantu	Las Vegas				X		
Julie	Murray	Moonridge Group	Jmurray@moonridgegroup.com	706 S Eighth St	Las Vegas	NV	89101	Punam Mathur	Las Vegas	9/6	Y		X		
Lee	Quick	My Brother's Keeper	lquick@lasvegasnevada.gov	1830 N M.L.K. Blvd #103	Las Vegas	NV	89106	Liberty Leavitt	Las Vegas	9/10	Y				
Carole	Hattar	NBA Summer League	hattar@cox.net	5329 Cameron St #113	Las Vegas	NV	89118	Liberty Leavitt	Las Vegas	9/10	Y				
Andy	MacKay	Nevada Auto Foundatio	amackay@nfada.net	P O Box 7320	Reno	NV	89510	Jennifer Day	Las Vegas	9/6	Y		X		
Connie	Brennan	Nevada Business Maga	connie@nevadabusiness.com	375 N Stephanie St Bldg 22 #	Henderson	NV	89014	Frank Woodbeck	Las Vegas	9/6	Y				
Gian	Brosco	Nevada Community Fou	gian.brosco@nevadacf.org	410 S Rampart Blvd #390	Las Vegas	NV	89145	Terri Janison	Las Vegas	9/6	Y		X		
Virginia	Valentine	Nevada Resort Assoc	valentine@nevadaresorts.org	10000 W Charleston Blvd #1	Las Vegas	NV	89135	Frank Woodbeck	Las Vegas	9/6	Y	1	X		
Dallas	Haun	Nevada State Bank	dallas.haun@nsbank.com	PO Box 990	Las Vegas	NV	89125	Frank Woodbeck	Las Vegas	9/6	Y		X		
Bart	Patterson	Nevada State College	Bart.patterson@nsc.edu	1300 Nevada State Dr RSC 3	Henderson	NV	89002	JAG Nevada	Las Vegas	9/6	Y		X		
Janice	Newman	Newman HR, LLC	jnewman@NewmanHR.com	2764 Marnay Lane	Henderson	NV	89044	JAG Nevada	Las Vegas	9/6	Y	1	X		
Constance	Brooks	NSHE	constance_brooks@nshe.nevada.edu	4300 S Maryland Pkwy	Las Vegas	NV	89119	JAG Nevada	Las Vegas	9/6	Y				

AMERICAN OVERSIGHT

Michael	Flores	NSHE	mflores@nshe.nevada.edu	4300 S Maryland Pkwy	Las Vegas	NV	89119	Frank Woodbeck	Las Vegas	9/6	y	1			
Thom	Reilly	NSHE	treilly@nshe.nevada.edu	4300 S Maryland Pkwy	Las Vegas	NV	89119	Frank Woodbeck	Las Vegas	9/6	Y				
Frank	Woodbeck	NSHE	frank_woodbeck@nshe.nevada.edu	4300 S Maryland Pkwy	Las Vegas	NV	89119	JAG Nevada	Las Vegas	9/6	Y	1	X		
Paul	Caudill	NV Energy	pcaudill@nvenergy.com	6226 W Sahara Ave	Las Vegas	NV	89146	Kris Wells	Las Vegas	9/6	Y				
Doretha	Graham-Easler	NV Energy	deasler@nvenergy.com	6226 W Sahara Ave	Las Vegas	NV	89146	Bart Patterson	Las Vegas	9/6	Y		X		
Steffanie	McCaffrey	NV Energy						Heidi Cook	Las Vegas						
Gabriel	Gonzalez	NV Virtual Acad.-CCSD	ggonzalez.edu@gmail.com	912 Wilson Cliffs Rd	Las Vegas	NV	89128	JAG Nevada	Las Vegas	9/6	Y		X		
Dale A	Norton	Nye County School Distr	dnorton@nyeschools.org	484 S West Street	Pahrump	NV	89048	Rene Cantu	Las Vegas	9/6	Y	1	X		
Miguel	Davila	Office of Senator Cather	miguel_davila@cortezmasto.senate	333 S Las Vegas Blvd #8016	Las Vegas	NV	89101	Frank Woodbeck	Las Vegas	9/6		1	X		
John	Piro	Office of the Public Defe	johnjpiro@gmail.com	309 S Third St #226	Las Vegas	NV	89101	JAG Nevada	Las Vegas	9/6	Y		X		
Robert	McBeath M.D.	OptumCare Nevada	robert.mcbeath@swmed.com	3150 N Tenaya Way, Ste 165	Las Vegas	NV	89128	Kris Wells & Sandra	Las Vegas	9/6	Y		X		
Mauricia	Baca	Outside Las Vegas	mbaca@outsidelasvegas.org	919 E Bonneville Ave, # 200	Las Vegas	NV	89101	Bart Patterson	Las Vegas	9/6	Y		X		
Diana	Bennett	Paragon Gaming	dbennett@paragongaming.com	6650 Via Austi Pkwy #150	Las Vegas	NV	89119	Punam Mathur	Las Vegas	9/6	Y		X		
Bob & Sand	Ellis	R & S Investment Prope	rp@beauto.com	979 Camelia Dr	Henderson	NV	89011	JAG Nevada	Las Vegas	9/6	Y		X		
Jennifer	Simich	Republic Services	jsimich@republicservices.com	770 E Sahara Ave	Las Vegas	NV	89104	Liberty Leavitt	Las Vegas	9/10	Y				
Sylvia	Lazos	Rogers Foundation	sylvia.lazos@unlv.edu	2410 Eagleridge Dr	Henderson	NV	89074	Rene Cantu	Las Vegas	9/6	Y				
Rory	Reid	Rogers Foundation	rory@roryreidlaw.com	701 S Ninth St	Las Vegas	NV	89101	Punam Mathur	Las Vegas	9/6	Y		X		
Jordan	Sacca	Sacca Insurance							Las Vegas						
J.T.	Foley	Sands Corporation	jt.foley@sands.com	3355 Las Vegas Blvd S, 2nd F	Las Vegas	NV	89109	Liberty Leavitt	Las Vegas	9/10	y				
Anna	Schmid	Sands Corporation	anna.schmid@sands.com	3355 Las Vegas Blvd S, 2nd F	Las Vegas	NV	89109	JAG Nevada	Las Vegas	9/6	Y		RET	1	
Stephanie	Stanton	Sands Corporation	stephanie.stanton@sands.com	3355 Las Vegas Blvd S, 2nd F	Las Vegas	NV	89109	JAG Nevada	Las Vegas	9/6	Y		X		
Jennifer	Martinez	Scientific Games	jennifer.martinez@scientificgames.	6601 Bermuda Rd	Las Vegas	NV	89119	Frank Woodbeck	Las Vegas	9/6	Y		X		
Connye	Harper	SHRM	connyeharper@gmail.com	451 Crestdale #184	Las Vegas	NV	89144	China Gorman	Las Vegas	9/6	Y				
William	Stanley	So NV Building and Con	stanley@snbtu.org	1701 Whitney Mesa Dr #10	Henderson	NV	89014	Terri Janison	Las Vegas	9/6	Y		X		
Jackie	Thompson	Southwest Airlines	Jackie.thompson@wnco.com	1959 S Power Road #103	Mesa	AZ	85206	Tray Abney	Las Vegas	9/6	Y		X		
Scott	Leedom	Southwest Gas Corpora	scott.leedom@swgas.com	5241 Spring Mountain Rd	Las Vegas	NV	89150	Kris Wells & Sandra	Las Vegas	9/6	Y		X		
John	Hester	Southwest Gas Corporation		5241 Spring Mountain Rd	Las Vegas	NV	89150	KC Brekken	Las Vegas		Y				
Charlie	Guida	St. Rose Dominican Hea	Charlie.Guida@Dignity.Health.org	3001 St Rose Pkwy	Henderson	NV	89052	JAG Nevada	Las Vegas	9/6	Y				
Irene	Bustamante Adams	State of Nevada		3800 Reflection Way	Las Vegas	NV	89147	Rene Cantu	Las Vegas				X		
Senator Mo	Dennis	State of Nevada	Moises.Denis@sen.state.nv.us	3204 Osage Avenue	Las Vegas	NV	89101	JAG Nevada	Las Vegas	9/6	y		X		
Assemblywo	Diaz	State of Nevada	olivia.diaz@asm.state.nv.us	2224 Jansen Ave	Las Vegas	NV	89101	JAG Nevada	Las Vegas	9/6	Y		X		
Mark	Hutchison	State of Nevada		555 E Washington Ave, #550	Las Vegas	NV	89101	JAG Nevada	Las Vegas		Y				
Assemblywo	Miller	State of Nevada	Brittney.Miller@asm.state.nv.us	9030 W Sahara, #364	Las Vegas	NV	89117	JAG Nevada	Las Vegas	9/6	Y		X		
Governor Bi	Sandoval	State of Nevada	cmdavis@gov.nv.gov	101 N Carson St #1	Carson City	NV	89701	JAG Nevada	Las Vegas	9/6	Y		X		
Senator Pat	Spearman	State of Nevada	Pat.Spearman@sen.state.nv.us	5575 Simmons Street, #1-17	N Las Vegas	NV	89031	JAG Nevada	Las Vegas	9/6	Y		X		
Assemblym	Thompson	State of Nevada	tyronethompsonnlv@yahoo.com	117 Fox Crossing Ave	N Las Vegas	NV	89084	JAG Nevada	Las Vegas	9/6	Y		X		
Senator Joy	Woodhouse	State of Nevada	Joyce.Woodhouse@sen.state.nv.us	246 Garfield Dr	Henderson	NV	89074	JAG Nevada	Las Vegas	9/6	Y		X		
Lori	Nelson	Stations Casinos	lori.nelson@stationcasinos.com	1505 S Pavilion Center Dr	Las Vegas	NV	89135	Kris Wells & Sandra	Las Vegas	9/6	Y		X		
Dr. David	Steinberg	Steinberg Diagnostic Medical Imaging		7301 Peak Dr, #200	Las Vegas	NV	89128	Jennifer Day	Las Vegas		Y		X		
Dr. Mark	Winkler	Steinberg Diagnostic Medical Imaging		7301 Peak Dr, #200	Las Vegas	NV	89128	Jennifer Day	Las Vegas		Y		X		
Pat	Roe	Strada Education Netwo	pat.roe@stradaeducation.org	9998 Crosspoint Blvd. #400	Indianapolis	IN	46256	JAG Nevada	Las Vegas	9/6	Y		X		
K.S.	Kumar	Sutherland Global Servi	ks.kumar@sutherlandglobal.com	1160 Pittsford Victor Rd	Pittsford	NY	14534	Frank Woodbeck	Las Vegas	9/6	Y		X		
Betsy	Fretwell	Switch	betsy@switch.com	7135 S Decatur Blvd	Las Vegas	NV	89118	Frank Woodbeck	Las Vegas	9/6	Y		X		
Kristi	Overgaard	Switch	ko@supernap.com	7135 S Decatur Blvd	Las Vegas	NV	89118	Frank Woodbeck	Las Vegas	9/6	Y	1	X		
Rob	Roy	Switch	robroy@switchlv.com	6795 Edmond St	Las Vegas	NV	89118	Frank Woodbeck	Las Vegas	9/6	Y				
Missy	Young	Switch	missy@supernap.com	7135 S Decatur Blvd	Las Vegas	NV	89118	Frank Woodbeck	Las Vegas	9/6	Y	1	X		
Colin	Robertson	Switch Works	colin@switch.com					Frank Woodbeck	Las Vegas		Y		X		
Kyle	Sullivan	Tamarac						Heidi Cook	Las Vegas						

AMERICAN OVERSIGHT

Alex	Bybee	Teach Plus	abybee@teachplus.org	3821 San Angelo Ave	Las Vegas	NV	89102	Chelsea Capurro	Las Vegas	9/6	Y	2			
Loni	Bordoloi	Teagle Foundation	bordoloi@teaglefoundation.org	570 Lexington Ave Fl 38	New York	NY	10022	Pat Roe	Las Vegas	9/6	Y		X		
Russell	Rowe	The Capitol Company	rrowe@rowelawnv.com	10100 W Charleston Blvd, #	Las Vegas	NV	89135	Frank Woodbeck	Las Vegas	UND	Y				
LaToya	Bembry	The Ferraro Group		9205 W Russell #340	Las Vegas	NV	89148	Rene Cantu	Las Vegas				X		
Tyler	Collins	The Ferraro Group		9205 W Russell #340	Las Vegas	NV	89148	Rene Cantu	Las Vegas				X		
Greg	Ferraro	The Ferraro Group		9205 W Russell #340	Las Vegas	NV	89148	Rene Cantu	Las Vegas				X		
Holly	Silvestri	The Ferraro Group		9205 W Russell #340	Las Vegas	NV	89148	Rene Cantu	Las Vegas				X		
Myron	Martin	The Smith Center	mmartin@thesmithcenter.com	361 Symphony Park Ave	Las Vegas	NV	89106	Frank Woodbeck	Las Vegas	UND	Y		X		
Jennifer	Childress	UNCF LA serving Southe	jennifer.childress@uncf.org	3699 Wilshire Blvd # 675	Los Angeles	CA	90010	Pat Roe	Las Vegas	9/6	Y		X		
Kenya	Gray	UNCF LA serving Southe	kenya.gray@uncf.org	3699 Wilshire Blvd # 675	Los Angeles	CA	90010	Pat Roe	Las Vegas	9/6	Y		X		
Hays	Berry	UNCF San Francisco, Se	hays.berry@uncf.org	220 Montgomery St # 1120	San Francisco	CA	94104	Pat Roe	Las Vegas	9/6	Y		X		
Stavan	Corbett	United Way	stavanc@uwsn.org	5830 W Flamingo Rd	Las Vegas	NV	89103	JAG Nevada	Las Vegas			1	X		
Marie	Tasker	United Way	mariet@uwsn.org	5830 W Flamingo Rd	Las Vegas	NV	89103	JAG Nevada	Las Vegas			1	X		
Scott	Emerson	United Way of Southern	scotte@uwsn.org	5830 W Flamingo Rd	Las Vegas	NV	89103	Terri Janison	Las Vegas	9/6	Y	1	X		
Mary	Croughan	UNLV	mary.croughan@unlv.edu	4505 S Maryland Pkwy MC 1	Las Vegas	NV	89154	Terri Janison	Las Vegas	9/6	Y	0	X		
Juanita	Fain	UNLV	juanita.fain@unlv.edu	4505 S Maryland Pkwy	Las Vegas	NV	89154	JAG Nevada	Las Vegas	9/6	Y		X		
Marta	Meana	UNLV	president@unlv.edu	4505 S Maryland Pkwy Box 4	Las Vegas	NV	89154	Frank Woodbeck	Las Vegas	9/6	Y	1	X		
Donald	Snyder	UNLV	donald.snyder@unlv.edu	4505 S Maryland Pkwy MS 6	Las Vegas	NV	89154	Frank Woodbeck	Las Vegas	9/6	Y				
John	Starkey	UNLV	starkey6@unlv.nevada.edu	4505 S Maryland Pkwy Box 4	Las Vegas	NV	89154	JAG Nevada	Las Vegas	9/6	Y	2	X		
Barbara	Atkinson	UNLV School of Medicin	barbara.atkinson@unlv.edu	2040 W Charleston Blvd 3rd	Las Vegas	NV	89102	Liberty Leavitt	Las Vegas	9/10	Y				
Kerry	Bubolz	Vegas Golden Knights	k.bubolz@vegasgoldenknights.com	1550 S Pavilion Center Dr	Las Vegas	NV	89135	JAG Nevada	Las Vegas	9/6	Y		X		
Tom	Axtell	Vegas PBS	taxtell@vegaspbs.org	3050 E Flamingo Rd	Las Vegas	NV	89121	Bart Patterson	Las Vegas	9/6	Y		X		
Glenn	Christenson	Velstand Investments	velstand@cox.net	1450 W Horizon Ridge Pkwy	Henderson	NV	89012	Bart Patterson	Las Vegas	9/6	Y		X		
Scott	Voeller	Voeller Group	svoeller@gmail.com	6600 Amelia Earhart Ct Ste C	Las Vegas	NV	89119	JAG Nevada	Las Vegas	9/6	Y		X		
Cora	Gaane	Wells Fargo	gaanec@wellsfargo.com	6000 Freedom Square Dr #5	Independence	OH	44131	Pat Roe	Las Vegas	9/6	y		RET		
Adam	Young	White Pine School Distr	adam.young@wpcnvadmin.com	1135 Avenue C	Ely	NV	89301	Rene Cantu	Las Vegas	9/6	Y		X		
Autumn	Spicer	WNBA	aspicer@lasvegasaces.com	980 Kelly Johnson Dr #140	Las Vegas	NV	89119	Liberty Leavitt	Las Vegas	9/10	Y				
Jaime	Cruz	Workforce Connections	jcruz@nvworkforceconnections.org	6330 W Charleston Blvd #15	Las Vegas	NV	89146	Terri Janison	Las Vegas	9/6	Y	1	X		
Monica	Moradkhan	Wynn Foundation	Monica.Moradkhan@WynnResorts	3131 Las Vegas Blvd S	Las Vegas	NV	89109	Paul Moradkhan	Las Vegas	9/6			X		
Todd	Mason	Wynn Resorts	todd.mason@wynnresorts.com	3131 Las Vegas Blvd S	Las Vegas	NV	89109	Punam Mathur	Las Vegas	9/6	Y		X		
Jamie	Naughton	Zappos	jnaughton@zappos.com	400 Stewart Ave	Las Vegas	NV	89101	Liberty Leavitt	Las Vegas	9/10	Y				
KC	Brekken		Kc.brekken@gmail.com	1305 Windycliff Ct	Las Vegas	NV	89117	JAG Nevada	Las Vegas	9/6	Y	1	X		
Takiyah	Butler		takiyah.butler@gmail.com		Las Vegas	NV		JAG Nevada	Las Vegas	9/6					
Kirk	Clausen		capnkirk22@aol.com	3230 Porto Vittoria Ave	Henderson	NV	89044	JAG Nevada	Las Vegas	9/6	Y	0	X	0	
China	Gorman		china@chinagorman.com	4702 Blue Mesa Way	Las Vegas	NV	89129	JAG Nevada	Las Vegas	9/6	Y		X		
Becky	Harris		becky@beckyharrisnv.com					Liberty Leavitt	Las Vegas	9/10					
Barrett & Ka	Henzel		katie.henzel@gmail.com	10083 Liberty View Rd	Las Vegas	NV	89148	JAG Nevada	Las Vegas	9/6					
James	Hsu		hsu.m.james@gmail.com	222 Karen Ave #3105	Las Vegas	NV	89109	Jennifer Day	Las Vegas	9/6	Y				
Gard	Jameson		Gardj@me.com	PO Box 60250	Boulder City	NV	89006	Terri Janison	Las Vegas	9/6	Y		X		
Jacki and Jo	Miller		jmiller@smartcity.com	11 Cloud Chaser	Henderson	NV	89012	JAG Nevada	Las Vegas	9/6	Y				
Michael	Roberson		mroberson.law@gmail.com	PO Box 530940	Henderson	NV	89053	Liberty Leavitt	Las Vegas	9/10	Y				
Shahram	Siddiqui		Shahram.siddiqui@gmail.com					Jennifer Day	Las Vegas	9/6					
Pat	Skorkowsky		skorklvnv@gmail.com	1804 Plaza de Cordero	Las Vegas	NV	89102	JAG Nevada	Las Vegas	9/6	Y		X		
Vince & Kat	Telles		tellesv@aol.com	116 N Ring Dove Dr	Las Vegas	NV	89144	JAG Nevada	Las Vegas	9/6	Y				
Shauna	Walch		vegaswalch@aol.com					JAG Nevada	Las Vegas						
Kent	Wong		kentwong@mpmvsm.com	6032 Autumn Rose Way	Las Vegas	NV	89142	Jennifer Day	Las Vegas	9/6	Y		X		
Ann	Wozniak		amwoz@cox.net	10629 Whitebrush Ave	Las Vegas	NV	89144	Jennifer Day	Las Vegas		Y	1	X		
Zach	Kumler	Alpha Roster	zach@alpha-roster.com	1600 Granite Chief Dr	Reno	NV	89521	JAG Nevada	Reno						

AMERICAN OVERSIGHT

April	Mastroluca	april@alsanv.org							Reno						
Don	Asher	Asher Association	don@donaldasher.com	PO Box 270	Gerlach	NV	89412	JAG Nevada	Reno				X		
Leilani	Pimentel	Asian & Pacific Islander	lpimentel@apiasf.org					Pat Roe	Reno	9/12					
Stephanie	Tyler	AT&T	st1424@att.com	645 E Plumb Lane	Reno	NV	89502	JAG Nevada	Reno				X		
Kris	Wells	AT&T	kris.wells@att.com	645 E Plumb Lane	Reno	NV	89502	JAG Nevada	Reno				X		
John	Farahi	Atlantis Casino Resort		3800 S Virginia St	Reno	NV	89502	Kris Wells & Sandra	Reno				X		
Michael	Brown	Barrick Gold	mbrown@barrick.com	460 W 50 North # 500	Salt Lake City	UT	84101	Kris Wells & Sandra	Reno				X		
Don	Tatro	Builders Association of	don@thebuilders.com	5484 Reno Corporate Dr	Reno	NV	89511	Kris Wells & Sandra	Reno				X		
Richard	Stokes	Carson City School	rstokes@carson.k12.nv.us	PO Box 603	Carson City	NV	89702	Rene Cantu	Reno				X		
Mike	Marvel	Carson Valley Inn	mikema@carsonvalleyinn.com	1627 US HWY 395 N	Minden	NV	89423	Heidi Cook	Reno				X		
Dr. Summer	Stephens	Churchill County School	stephenss@churchillcsd.com	690 S Maine St	Fallon	NV	89406	Rene Cantu	Reno				X	1	
Paul	McKenzie	City of Reno	mckenziep@reno.gov	7975 Imall Ct	Reno	NV	89506	Tray Abney	Reno				X		
Mayor Hilla	Schieve	City of Reno	schieveh@reno.gov	PO Box 1900	Reno	NV	89505	Traci Davis	Reno				X		
Alex	Woodley	City of Reno	woodleya@reno.gov	PO Box 1900	Reno	NV	89505	Traci Davis	Reno				X	1	
Mayor Geno	Martini	City of Sparks	gmartini@cityofsparks.us	PO BOX 857	Sparks	NV	89432	Traci Davis	Reno				X		
Kevin	Stroupe	Clark and Sullivan Const	KStroupe@clarksullivan.com	905 Industrial Way	Sparks	NV	89431	Tray Abney	Reno				X		
Collie	Hutter	Click Bond Inc	collie@clickbond.com	2151 Lockheed Way	Carson City	NV	89706	Frank Woodbeck	Reno				X		
Chris	Askin	Community Foundation	caskin@cfwnv.org	50 Washington St	Reno	NV	89503	Kris Wells & Sandra	Reno				X		
Mike	Cate	Construction Developm	mike@cdsincnv.com	1601 Lewis St.	Reno	NV	89502	Traci Davis	Reno				X		
Michael	Dermody	Dermody Properties	mdermody@dermody.com	5500 Equiity Ave	Reno	NV	89502	JAG Nevada	Reno				X		
Teri	White	Douglas County School	twhite@dcsd.k12.nv.us	1638 Mono Ave	Minden	NV	89423	Rene Cantu	Reno				X		
Joe	Bradley	E.L Cord Foundation		320 W Liberty St	Reno	NV	89501	Kris Wells	Reno						
Raymond	Avansino Jr	E.L. Weigand Foundation		165 W Liberty St	Reno	NV	89501	Kris Wells	Reno				X		
Mike	Kazmierski	Economic Development	kazmierski@edawn.org	5190 Neil Rd, # 110	Reno	NV	89502	Traci Davis	Reno				X		
Cindy	Carano	Eldorado Casino Resorts	CaranoC@eldoradoreno.com	345 N Virginia St	Reno	NV	89501	Kris Wells & Sandra	Reno				X		
Kara	Player Harris	Eldorado Casino Resorts	kplayer@silverlegacy.com	3581 Hemlock Way	Reno	NV	89509	Tray Abney	Reno				X		
Todd	Pehrson	Elko County School Dist	tpehrson@ecsdnv.net	PO Box 1012	Elko	NV	89803	Rene Cantu	Reno				X		
Greg	Peek	ERGS Properties	gregory@ergsinc.com	9345 Lemmon Dr	Reno	NV	89506	Traci Davis	Reno				X		
Dr Neil	Terhune	Esmeralda County Scho	nterhune@esmeraldacountyschool	PO Box 560	Goldfield	NV	89013	Rene Cantu	Reno				X		
Dan	Wold	Eureka County School D	dwold@eureka.k12.nv.us	PO Box 249	Eureka	NV	89316	Rene Cantu	Reno				X		
Joselyn	Cousins	Federal Reserve Bank of	joselyn.cousins@sf.frb.org	101 Market St, MS 215	San Francisco	CA	94120-770	Jennifer Day	Reno				X		
Fank	Lepori	Frank Lepori Constructi	frank@leporiconstruction.com	1580 Hymer Ave #100	Sparks	NV	89431	Tray Abney	Reno				X		
Tom	Pfoh	GE Oil and Gas		1617 Water St	Minden	NV	89423	Kris Wells	Reno				X		
Andrew	Diss	Grand Sierra Resort	andrew.diss@grandsierraresort.cor	2500 E 2nd St	Reno	NV	89595	Tray Abney	Reno				X		
Joyce	Helens	Great Basin College	mardell.wilkins@gbcnv.edu	1500 College Pkwy	Elko	NV	89801	Frank Woodbeck	Reno				X	1	
Nate	Bigler	HCA	nate.bigler@hcahealthcare.com	2360 Corporate Circle #125	Henderson	NV	89074	Janelle Duray	Reno				X		
Dr Dave	Jensen	Humboldt County Schoo	djensen@humboldt.k12.nv.us	310 E Fouth St	Winnemucca	NV	89445	Rene Cantu	Reno				X		
Jennifer	Day	Independent Consultan	jen_britt72@yahoo.com	5951 NW 63rd Terrace # 144	Kansas City	MO	64151	JAG Nevada	Reno				X	1	
Steve	Bennet	Intuit		6888 Sierra Center Pkwy Bld	Reno	NV	89511	Kris Wells	Reno				X		
Favian	Perez	JAG			Reno	NV		Jennifer Day	Reno					1	
Rene	Cantu	JAG Nevada							Reno				X	1	
Nancy	Silver	JAG Nevada							Reno						
Debbie	Tarantino	JAG Nevada							Reno				X		
Ann	Wozniak	JAG Nevada							Reno						
Russ	Klein	Lander County School D	rklein@landernv.net	PO Box 1300	Battle Mountain	NV	89820	Rene Cantu	Reno				X		
Wayne	Workman	Lyon County School Dist	mheim@lyoncsd.org	25 E Goldfield Ave	Yerington	NV	89447	Rene Cantu	Reno				X		
Dr Luther	Mack	Mack Associates	luthermackjr@aol.com	321 Broadway Blvd	Reno	NV	89502	Frank Woodbeck	Reno				X		
Josh	Hicks	McDonald Carano Wilso	jhicks@mcwlaw.com	100 W Liberty St 10th Fl	Reno	NV	89501	Tray Abney	Reno				X		

AMERICAN OVERSIGHT

Lindsay	Knox	McDonald Carano Wilso	lknox@mcwlaw.com	100 W Liberty St 10th Fl	Reno	NV	89501	Tray Abney	Reno				X		
Dennis	Williams	Meadows Bank	dwilliams@meadowsbank.com	6518 S McCarran Blvd	Reno	NV	89509	Tray Abney	Reno				X		
Owen	Roberts	Microsoft Corporation	owenr@microsoft.com	6100 Neil Rd	Reno	NV	89511	Kris Wells & Sandra	Reno				X		
Karen	Watson	Mineral County School I	watsonk@mineral.k12.nv.us	PO Box 2016	Hawthorne	NV	89415	Rene Cantu	Reno				X		
Gerald	Smith	Nell J. Redfield Foundation		1755 E Plumb Ln	Reno	NV	89502	Kris Wells	Reno				X		
Jenny	Reese	Nevada Assoc of Realto	jenny@carraranv.com	226 California Ave	Reno	NV	89509	Tray Abney	Reno				X		
Craig	Madole	Nevada Associated Gen	craigm@nevadaagc.org	5400 Mill St	Reno	NV	89502	Kris Wells & Sandra	Reno				X		
Aaron	West	Nevada Builders Allianc	aaron@nevadabuilders.org	1000 N. Division St #102	Carson City	NV	89703	Tray Abney	Reno				X		
Terri	Clark	Nevada Health Center	elkoterri@gmail.com	169 Rockin Chair Rd. Unit #7	Spring Creek	NV	89815	JAG Nevada	Reno				X		
Dana	Bennett	Nevada Mining Associat	dana@nevadamining.org	201 W Liberty St, # 300	Reno	NV	89501	Kris Wells & Sandra	Reno				X		
Sheldon	Mudd	Northeastern Nevada E	smudd@nnrda.com	1500 College Pkwy McMulle	Elko	NV	89801	Frank Woodbeck	Reno				X		
Frank	Woodbeck	NSHE	frank_woodbeck@nshe.nevada.edu	4300 S Maryland Pkwy	Las Vegas	NV	89119	JAG Nevada	Reno				X	1	
Steve	Canavero	NV Dept. of Education	scanavero@doe.nv.gov	700 E Fifth St	Carson City	NV	89701	Frank Woodbeck	Reno				X		
Tracy	Moore	NV Dept. of Education	tmoore@doe.nv.gov	755 N Roop St # 201	Carson City	NV	89701	JAG Nevada	Reno				X		
Nancy	Olsen	NV Dept. of Education	nolsen@doe.nv.gov	2490 Eastshore Pl # H208	Reno	NV	89509	JAG Nevada	Reno				X		
Kristine	Nelson	NV DOE - Office of Care	knelson@doe.nv.gov	755 N Roop St # 201	Carson City	NV	89701	Frank Woodbeck	Reno				X		
Mary	Simmons	NV Energy	msimmons@nvenergy.com	PO Box 10100	Reno	NV	89520	Kris Wells & Sandra	Reno				X		
Lisa	Jansen	One Nevada Credit Unic	LisaJ@OneNevada.org	1296 Plumb Ln, Ste A	Reno	NV	89502	Kris Wells & Sandra	Reno				X		
Tammy	Richardson	Panasonic	tammy.richardson@us.panasonic.c	1 Electric Ave	Sparks	NV	89434	Frank Woodbeck	Reno				X		
Patrick	McNaught	pbmcnaught@gmail.com							Reno						
Erika	Webb-Hughes	Pearson	erika.webb-hughes@pearson.com					Janelle Duray	Reno						
Stephen	Ascuaga	Peppermill Casinos	sascuaga@gmail.com	90 W Grove St #600	Reno	NV	89509	Tray Abney	Reno				X		
Russell	Fecht	Pershing County School	rfecht@pershing.k12.nv.us	PO Box 389	Lovelock	NV	89419	Rene Cantu	Reno				X		
Lance	Semenko	Q & D Construction	lsemenko@qdconstruction.com	PO Box 10865	Reno	NV	89510	Tray Abney	Reno				X		
Ann	Silver	Reno + Sparks Chamber	asilver@thechambernv.org	449 S Virginia St # 200	Reno	NV	89501	Traci Davis	Reno				X		
Chip	Bowlby	Reno Land Inc.	cbowlby@renolandinc.com	6001 Talbot Lane	Reno	NV	89509	Traci Davis	Reno				X	2	(Joel)
Scott	Turek	Renown Health Founda	rturek@renown.org	1300 Mill St	Reno	NV	89502	Kris Wells & Sandra	Reno				X		
Mary	Lau	Retail Association of Ne	marylau@rannv.org	410 S Minnesota St	Carson City	NV	89703	Tray Abney	Reno				X		
Steve	Thompson	Ryder Nevada Managen	steve@ryderhomes.com	985 Damonte Ranch Pkwy, #	Reno	NV	89521	Tray Abney	Reno				X		
Blake	Smith	S3 Development Co.	jchapman@somersett.com	1 E Liberty # 444	Reno	NV	89501	Tray Abney	Reno				X		
Kendra	Straw	Sierra Nevada Corporat	kendra.straw@sncorp.com	444 Salomon Circle	Sparks	NV	89434	Tray Abney	Reno				X		
Darrell	Plummer	Sierra Nevada Propertie	darrell@snphomes.com	6990 S. McCarran Blvd, Ste 3	Reno	NV	89509	Kris Wells & Sandra	Reno				X		
Jackie	Thompson	Southwest Airlines	Jackie.thompson@wnco.com	1959 S Power Road #103	Mesa	AZ	85206	Tray Abney	Reno						
Assemblywo	Benitez-Thompson	State of Nevada	Teresa.BenitezThompson@asm.sta	PO Box 5730	Reno	NV	89513	JAG Nevada	Reno				X		
Senator Dor	Gustavson	State of Nevada	Don.Gustavson@sen.state.nv.us	PO Box 51601	Sparks	NV	89435	JAG Nevada	Reno				X		
Mark	Hutchison	State of Nevada		101 N Carson Street, #2	Carson City	NV	89701	JAG Nevada	Reno						
Senator Ber	Kieckhefer	State of Nevada	ben.kieckhefer@sen.state.nv.us	10045 Goler Wash Ct	Reno	NV	89521	Traci Davis	Reno				X		
Senator Juli	Ratti	State of Nevada	julia.ratti@sen.state.nv.us	431 Prater Way	Sparks	NV	89431	Traci Davis	Reno				X	1	
Governor Bi	Sandoval	State of Nevada	cmdavis@gov.nv.gov	101 N Carson St #1	Carson City	NV	89701	JAG Nevada	Reno				X		
Assemblywo	Thompson	State of Nevada	Teresa.benitezthompson@asm.stat	PO BOX 20637	Carson City	NV	89515	Traci Davis	Reno				X		
Assemblywo	Tolles	State of Nevada	jill.tolles@asm.state.nv.us	4315 Water Hole Rd	Reno	NV	89519	Traci Davis	Reno				X		
Todd	Hess	Storey County School Di	thess@storey.k12.nv.us	PO Box C	Virginia City	NV	89440	Rene Cantu	Reno				X		
Adam	Kramer	Switch	adam@supernap.com	450 Sinclair St	Reno	NV	89501	Tray Abney	Reno						
Caryn	Swobe	Swobe Strategies	cswobe@yahoo.com	1019 La Rue Ave	Reno	NV	89509	Traci Davis	Reno				X	1	
Chris	Reilly	Tesla	creilly@tesla.com	1 Electric Ave	Sparks	NV	89434	Frank Woodbeck	Reno				X		
Tray	Abney	The Abney Tauchen Grc	tray@abneytauchen.com	11140 Parma Way	Reno	NV	89521	JAG Nevada	Reno				X	1	
Dr. Karin	Hilgersom	TMCC	khilgersom@tmcc.edu	7000 Dandini Blvd RDMT 20	Reno	NV	89512	Frank Woodbeck	Reno				X	1	

AMERICAN OVERSIGHT

Heidi	Gansert	UNR	hgansert@unr.edu	1664 N Virginia St MS 0001	Reno	NV	89557	Frank Woodbeck	Reno				X	1	
Dr. Marc	Johnson	UNR	marc.johnson@unr.edu	1664 N Virginia St Clark Adn	Reno	NV	89557	Frank Woodbeck	Reno				X		
Patty	Wade	Wade Development Cor	pmwade@wadedevelopment.com	5525 Kietzke Ln, #102	Reno	NV	89511	Frank Woodbeck	Reno				X		
Chairwoma	Berkbigler	Washoe County Commi	mberkbigler@washoecounty.us	1001 E 9th St	Reno	NV	89512	Traci Davis	Reno				X		
Michonne	Ascuaga	Washoe K-12 Education	mascuaga@gmail.com	695 Juniper Hill Rd	Reno	NV	89519	Tray Abney	Reno				X		
Natha	Anderson	WCSD	ncanderson@washoeschools.net	1890 Donald St # A	Reno	NV	89502	Traci Davis	Reno				X		
Tom	Brown	WCSD	tcbrown@washoeschools.net	3600 Butch Cassidy Way	Reno	NV	89511	Traci Davis	Reno				X		
Traci	Davis	WCSD	tdavis@washoeschools.net	425 E Ninth St	Reno	NV	89512	JAG Nevada	Reno				X		
Kendal	Inskip	WCSD	kinskip@washoeschools.net	5450 Riggins Ct # 4	Reno	NV	89502	Traci Davis	Reno				X	1	
Leah	Keuscher	WCSD	lkeuscher@washoeschools.net	1331 E Plumb Lane	Reno	NV	89502	Traci Davis	Reno				X		
Dana	Ryan	WCSD	dryan@washoeschools.net	380 Edison Way	Reno	NV	89502	Traci Davis	Reno				X		
Debra	Feemster	WCSD Board of Trustee	Debra.Feemster@washoeschools.n	425 E Ninth St	Reno	NV	89512	Traci Davis	Reno				X		
Verónica	Frenkel	WCSD Board of Trustee	vfrenkel@washoeschools.net	425 E Ninth St	Reno	NV	89512	Traci Davis	Reno				X		
Katy	Holland	WCSD Board of Trustee	Kathryn.Holland@washoeschools.n	425 E Ninth St	Reno	NV	89512	Traci Davis	Reno				X		
Scott	Kelley	WCSD Board of Trustee	SGKelley@washoeschools.net	425 E Ninth St	Reno	NV	89512	Traci Davis	Reno				X		
John	Mayer	WCSD Board of Trustee	jmayer@washoeschools.net	425 E Ninth St	Reno	NV	89512	Traci Davis	Reno				X		
Malena	Raymond	WCSD Board of Trustee	Malena.Raymond@washoeschools.	425 E Ninth St	Reno	NV	89512	Traci Davis	Reno				X		
Angie	Taylor	WCSD Board of Trustee	Ataylor@washoeschools.net	425 E Ninth St	Reno	NV	89512	Traci Davis	Reno				X		
Richard	Jay	Wells Fargo Advisors	richardljayreno@yahoo.com	6005 Plumas St, # 200	Reno	NV	89519	Traci Davis	Reno				X	2	
Rick	Reviglio	Western Nevada Supply	rreviglio@goblueteam.com	950 S Rock Blvd	Sparks	NV	89431	Tray Abney	Reno				X		
Bob	Cashell		bootscashell@gmail.com	4450 Juniper Trail	Reno	NV	89509	Kris Wells & Sandra	Reno				X		
Heidi	Cook		Heidi.cook@aristocrat.com					JAG Nevada	Reno						
Dan	Klaich		klaichdan@gmail.com	4210 Longknife Rd	Reno	NV	89519	Frank Woodbeck	Reno					1	
Matt	Morris		matt_morris7134@yahoo.com	1845 Wind Ranch Rd Unit A	Reno	NV	89521	JAG Nevada	Reno				X		
Phil	Satre		phil@psatre.net	95 Bear Mountain Pl	Reno	NV	89519	Tray Abney	Reno				X		
Larry	Mosley	100 Black Men Nevada		3793 Winter Whitetail St.	Las Vegas	NV	89127					1			
Joe	Coe	Boyd													
Kathie	Smith	Signature Academies	kksmith@washoeschools.net	380 Edison Way	Reno	NV	89502							1	
Lawrence	Weekly												X		
TOTAL RSVP												45		20	

AMERICAN OVERSIGHT

Stephanie M. Klapstein

From: MicrosoftExchange329e71ec88ae4615bbc36ab6ce41109e@nv.onmicrosoft.com on behalf of Lance Gilman <lance@lancegilman.com>
Sent: Tuesday, April 24, 2018 7:39 AM
To: Jeffrey K. Berns; dberns@blockchains.com; 'Chip Bowlby'; 'Cory Hunt'; 'Adam Kramer'
Cc: Pat Whitten; Dan Mauer | Porter Group
Subject: FW: Opportunity Zone Conference Call Follow-Up
Attachments: FW: Opportunity Zone Conference Call Follow-Up

Sender: lance@lancegilman.com
Subject: FW: Opportunity Zone Conference Call Follow-Up
Message-Id: <020101d3dbd9$fca9f7e0$f5fde7a0$@lancegilman.com>
Recipient: cory.hunt@diversifynevada.com

AMERICAN OVERSIGHT

Stephanie M. Klapstein

From: Lance Gilman <lance@lancegilman.com>
Sent: Tuesday, April 24, 2018 7:39 AM
To: Jeffrey K. Berns; dberns@blockchains.com; 'Chip Bowlby'; 'Cory Hunt'; 'Adam Kramer'
Cc: Pat Whitten; Dan Mauer | Porter Group
Subject: FW: Opportunity Zone Conference Call Follow-Up

All,

This e mail arrived this morning. It's the first follow up I have received following my call with Mr. Kirkland.

Lance

From: Kirkland, William H. EOP/WHO [mailto:William.H.Kirkland@who.eop.gov]
Sent: Tuesday, April 24, 2018 7:07 AM
Subject: Opportunity Zone Conference Call Follow-Up

Thank you all very much for taking the time to join us and take part in the Opportunity Zone call last week hosted by the White House Office of Intergovernmental Affairs. We have pulled together some notes from the call below as well as guidance from the bill sponsors. We are excited to continue partnering with your communities on this important issue and keep you up to date as new developments occur. Please see the below information and feel free to reach out to us in the future.

Opportunity Zones Program
The Opportunity Zones Program has been introduced as an innovative approach to unlocking long-term private investment to support low-income urban and rural communities in every U.S. state and territory. Investors are eligible to receive certain tax benefits on unrealized capital gains reinvested in Opportunity Zones through pooled Opportunity Funds. The program is designed to minimize cost and risk to the taxpayer. Investors bear the risk on all their originally deferred capital gains, minus a modest reduction for long-term holdings, regardless of whether subsequent investments have increased or decreased in value. Neither tax credits nor public-sector financing is involved.

The program uses low-income community census tracts as the basis for determining areas eligible for an Opportunity Zone designation. [Section 45D(e)].
• Low-income census tracts are places with an individual poverty rate of at least 20 percent and median family income no greater than 80 percent of the area median.
• A census tract that is not a low-income community may be designated as a qualified Opportunity Zone if the tract is contiguous with the low-income community designated as a qualified Opportunity Zone, and the median family income of the tract does not exceed 125 percent of the median family income of the low-income community contiguous with the tract. Up to 5 percent of the population census tracts designated as Opportunity Zones may qualify under this exemption.
• Per state/territory, up to 25 percent of the total number of census tracts that qualify as an Opportunity Zone can be designated as an Opportunity Zone. Governors will determine which low-income community census tracts qualify as an Opportunity Zone. This approach was intended to help ensure local needs and opportunities are being met as well as to encourage concentration of capital in targeted, geographically contiguous areas in each state or territory.
• Governors have 90 days (Determination Period) from the date of enactment to submit a list of designated census tracts for approval.
    o Treasury must approve or provide feedback within 30 days of the governor's submission (Consideration Period).

AMERICAN OVERSIGHT

o Both the Determination Period and Consideration Period can be extended for a period of 30 days. o Opportunity Zone designations last for a period of 10 years (Designation Period).

Opportunity Funds Opportunity Funds are a new class of investment vehicles (organized as a corporation or a partnership) that specialize in aggregating private investment and deploying that capital in Opportunity Zones to support Opportunity Zone Property.

• A minimum of 90 percent of Opportunity Fund assets must be invested in Opportunity Zones.
• Opportunity Funds are envisioned as a market solution for investors who lack the information and wherewithal to execute investments in rural and low-income urban communities.
• The statute does not limit the number of funds that can be created, nor does it provide instruction on the nature of investments (i.e., risk/return profile).
• Pooling capital through a fund structure provides an opportunity for a broad array of investors throughout the country to engage in the program.

Opportunity Zones Property Opportunity Funds invest in Opportunity Zone Property, which are defined as:

• Qualified opportunity zone stock – any stock in a domestic corporation.
• Qualified opportunity zone partnership interest – any capital or profits interest in a domestic partnership.
• Qualified opportunity zone business property – tangible property used in a trade or business of the qualified opportunity fund that substantially improves the property.

Incentives for Activating Passive Holdings
The Opportunity Zones Program provides an incentive for investors to reinvest unrealized capital gains into Opportunity Funds in exchange for a temporary tax deferral and other benefits tied to long-term holdings. With trillions of dollars in unrealized capital gains sitting on the sidelines in stocks and mutual funds, U.S. investors can now roll passive holdings of capital into investments in distressed communities. No upfront subsidy is provided to investors; all incentives are linked to the duration of the qualified investment. The provision has two main tax incentives to encourage investment:

• Allows for the temporary deferral of inclusion in gross income for capital gains that are reinvested. o The basis of an investment immediately after its acquisition is equal to zero.
o The basis is increased by 10 to 15 percent of the original gain (five- to seven-year holds, respectively).
o If the investment is held through December 31, 2026, the basis in the investment increases by the remaining 85 percent of the deferred gain.
• Excludes from gross income the post-acquisition capital gains on investments held for at least 10 years.

Required Impact Reporting
The provision requires Treasury to report annually to Congress on the Opportunity Zone incentives beginning five years after the date of enactment. The report is to include an assessment of investments held by the Opportunity Fund nationally and at the state level.

• To the extent the information is available, the report is to include:
o Number of Opportunity Funds o Amount of assets held in Opportunity Funds.
o Composition of Opportunity Fund investments by asset class o Percentage of Opportunity Zones that have received investments.
• The report also must provide an assessment of the impacts and outcomes of the investments in economic indicator areas, including job creation, poverty reduction and new business starts, and other metrics as determined by the secretary.

STEPS TOWARD IMPLEMENTATION

AMERICAN OVERSIGHT

NV-DA-20-0615-A-001485

As explained below, there are currently multiple efforts happening in tandem as the administration and states work to implement the Opportunity Zones Program, including:
1) Designating Opportunity Zones
2) Providing guidance on Opportunity Fund certification
3) Finalizing the law

Designating Opportunity Zones

Each governor is authorized to designate a certain number of Opportunity Zones into which private investment can flow through Opportunity Funds. Governors have 90 days from the date of enactment (December 22, 2017) to submit a list of designated census tracts for approval, although they can request a 30-day extension. Once approved, these designations will remain in place for 10 years. Currently, governors are awaiting guidance from Treasury regarding the process for submitting recommended designations. It is anticipated that this guidance will be delivered in the coming weeks (late January/early February 2018).

Providing Guidance on Opportunity Fund Certification

Once the zones are designated, Treasury will turn its focus to providing guidance on Opportunity Fund certification. The statute outlines two requirements regarding structure and intent of these funds:

1) must be organized as a corporation or a partnership
2) invest a minimum of 90 percent of assets in Opportunity Zones. Given the straightforward nature of statute requirements, it is unclear whether additional qualifications will be considered. It is anticipated that the process for certification will analogue that of a Community Development Entity (CDE). The timeline for the availability of the guidance is not yet known.

Finalizing the Law

In addition to providing guidance on the processes for submitting Opportunity Zone designations and certifying Opportunity Funds, the Treasury must follow formal administrative procedures to finalize the law, which will dictate ongoing administration of the Opportunity Zones Program. The process typically goes as follows:

• Treasury will propose a structure for implementing the new rule, after which it will issue a notice of proposed rulemaking and will request public comments on the proposal.
• The comment period typically lasts from 30 to 60 days. Upon reviewing the comments and making any necessary changes to the rule, Treasury will issue a final rule that formalizes the program.

file:///C:/Users/WHKirkland/AppData/Local/Microsoft/Windows/INetCache/Content.Outlook/2XMZ65R9/Investing%20In%20Opportunity%20Act%20Primer%20(002).pdf

file:///C:/Users/WHKirkland/AppData/Local/Microsoft/Windows/INetCache/Content.Outlook/2XMZ65R9/The%20Investing%20in%20Opportunity%20Act%20Factsheet%20(002).pdf

https://www.cdfifund.gov/pages/opportunity-zones.aspx

Opportunity Zones Resources

Page Content
Opportunity Zones

AMERICAN OVERSIGHT

The authority to implement IRC 1400Z-1 and 1400Z-2 has been delegated to the IRS. The CDFI Fund is supporting the IRS with the Opportunity Zone nomination and designation process under IRC 1400Z-1 only.

- **IRS Revenue Procedure**

- **List of designated Qualified Opportunity Zones** (QOZs): This list is current as of **April 18, 2018** and will be updated regularly as new designations are made.
  Please note that the list of designated tracts on this website is not the official list. The official list will be published in the Internal Revenue Bulletin at a later date.

- For a **map** of all designated QOZs, **click here**.
  - To view all designated QOZs, click on the "Layers" tab on the menu on the right hand side of the screen. Select "Opportunity Zone Tract" and unselect "2011-2015 LIC Census Tract," and zoom in to a specific area on the map. Designated QOZs will appear in **blue**.
  - To view census tract numbers select "All (with labels)" next to the "2011-2015 LIC Census Tract" option within the Layers tab.
  - The map may also be used to view all census tracts eligible for designation as a QOZ.
  - To view all census tracts eligible for designation as a QOZ, click on the "Layers" tab. Select "2011-2015 LIC Census Tract" and select the "All Eligible" option next to "Opportunity Zone Tract," and zoom in to a specific area on the map. LICs will appear in **brown** and Eligible Non-LIC Contiguous Tracts will appear in **red**.
  - To view a specific census tract, enter the tract number in the search bar, select "2011-2015 Census Tract" by clicking on the mailbox symbol on the left of the search bar, click search, and select the census tract number that appears in the results below.

- **Opportunity Zones Information Resource**, with sortable lists by State of all census tracts eligible for designation as a QOZ.

For questions on the Opportunity Zone nomination and designation process:

Phone: (202) 653-0406

E-mail: OpportunityZone@cdfi.treas.gov

Opportunity Funds

The IRS is currently working on guidance under IRC 1400Z-2 (including the certification of Qualified Opportunity Funds and eligible investments in Qualified Opportunity Zones) and welcomes comments. Please send any comments to:

Internal Revenue Service
Attn: Scott Dinwiddie, Associate Chief Counsel (Income Tax and Accounting)
Room 4500
P.O. Box 7604
Ben Franklin Station
Washington, DC 20044

AMERICAN OVERSIGHT

Thanks,

Billy Kirkland
Special Assistant to the President & Deputy Director
White House Intergovernmental Affairs
William.H.Kirkland@who.eop.gov
202-456-8491 - office
202-881-8628 - cell

AMERICAN OVERSIGHT

Stephanie M. Klapstein

From: Lance Gilman <lance@lancegilman.com>
Sent: Tuesday, April 24, 2018 7:39 AM
To: Jeffrey K. Berns; dberns@blockchains.com; 'Chip Bowlby'; 'Cory Hunt'; 'Adam Kramer'
Cc: Pat Whitten; Dan Mauer | Porter Group
Subject: FW: Opportunity Zone Conference Call Follow-Up

All,

This e mail arrived this morning. It's the first follow up I have received following my call with Mr. Kirkland.

Lance

From: Kirkland, William H. EOP/WHO [mailto:William.H.Kirkland@who.eop.gov]
Sent: Tuesday, April 24, 2018 7:07 AM
Subject: Opportunity Zone Conference Call Follow-Up

Thank you all very much for taking the time to join us and take part in the Opportunity Zone call last week hosted by the White House Office of Intergovernmental Affairs. We have pulled together some notes from the call below as well as guidance from the bill sponsors. We are excited to continue partnering with your communities on this important issue and keep you up to date as new developments occur. Please see the below information and feel free to reach out to us in the future.

Opportunity Zones Program
The Opportunity Zones Program has been introduced as an innovative approach to unlocking long-term private investment to support low-income urban and rural communities in every U.S. state and territory. Investors are eligible to receive certain tax benefits on unrealized capital gains reinvested in Opportunity Zones through pooled Opportunity Funds. The program is designed to minimize cost and risk to the taxpayer. Investors bear the risk on all their originally deferred capital gains, minus a modest reduction for long-term holdings, regardless of whether subsequent investments have increased or decreased in value. Neither tax credits nor public-sector financing is involved.

The program uses low-income community census tracts as the basis for determining areas eligible for an Opportunity Zone designation. [Section 45D(e)].
• Low-income census tracts are places with an individual poverty rate of at least 20 percent and median family income no greater than 80 percent of the area median.
• A census tract that is not a low-income community may be designated as a qualified Opportunity Zone if the tract is contiguous with the low-income community designated as a qualified Opportunity Zone, and the median family income of the tract does not exceed 125 percent of the median family income of the low-income community contiguous with the tract. Up to 5 percent of the population census tracts designated as Opportunity Zones may qualify under this exemption.
• Per state/territory, up to 25 percent of the total number of census tracts that qualify as an Opportunity Zone can be designated as an Opportunity Zone. Governors will determine which low-income community census tracts qualify as an Opportunity Zone. This approach was intended to help ensure local needs and opportunities are being met as well as to encourage concentration of capital in targeted, geographically contiguous areas in each state or territory.
• Governors have 90 days (Determination Period) from the date of enactment to submit a list of designated census tracts for approval.
    o Treasury must approve or provide feedback within 30 days of the governor's submission (Consideration Period).

AMERICAN OVERSIGHT

o Both the Determination Period and Consideration Period can be extended for a period of 30 days. o Opportunity Zone designations last for a period of 10 years (Designation Period).

Opportunity Funds Opportunity Funds are a new class of investment vehicles (organized as a corporation or a partnership) that specialize in aggregating private investment and deploying that capital in Opportunity Zones to support Opportunity Zone Property.

• A minimum of 90 percent of Opportunity Fund assets must be invested in Opportunity Zones.
• Opportunity Funds are envisioned as a market solution for investors who lack the information and wherewithal to execute investments in rural and low-income urban communities.
• The statute does not limit the number of funds that can be created, nor does it provide instruction on the nature of investments (i.e., risk/return profile).
• Pooling capital through a fund structure provides an opportunity for a broad array of investors throughout the country to engage in the program.

Opportunity Zones Property Opportunity Funds invest in Opportunity Zone Property, which are defined as:

• Qualified opportunity zone stock – any stock in a domestic corporation.
• Qualified opportunity zone partnership interest – any capital or profits interest in a domestic partnership.
• Qualified opportunity zone business property – tangible property used in a trade or business of the qualified opportunity fund that substantially improves the property.

Incentives for Activating Passive Holdings
The Opportunity Zones Program provides an incentive for investors to reinvest unrealized capital gains into Opportunity Funds in exchange for a temporary tax deferral and other benefits tied to long-term holdings. With trillions of dollars in unrealized capital gains sitting on the sidelines in stocks and mutual funds, U.S. investors can now roll passive holdings of capital into investments in distressed communities. No upfront subsidy is provided to investors; all incentives are linked to the duration of the qualified investment. The provision has two main tax incentives to encourage investment:

• Allows for the temporary deferral of inclusion in gross income for capital gains that are reinvested. o The basis of an investment immediately after its acquisition is equal to zero.
o The basis is increased by 10 to 15 percent of the original gain (five- to seven-year holds, respectively).
o If the investment is held through December 31, 2026, the basis in the investment increases by the remaining 85 percent of the deferred gain.
• Excludes from gross income the post-acquisition capital gains on investments held for at least 10 years.

Required Impact Reporting
The provision requires Treasury to report annually to Congress on the Opportunity Zone incentives beginning five years after the date of enactment. The report is to include an assessment of investments held by the Opportunity Fund nationally and at the state level.

• To the extent the information is available, the report is to include:
o Number of Opportunity Funds o Amount of assets held in Opportunity Funds.
o Composition of Opportunity Fund investments by asset class o Percentage of Opportunity Zones that have received investments.
• The report also must provide an assessment of the impacts and outcomes of the investments in economic indicator areas, including job creation, poverty reduction and new business starts, and other metrics as determined by the secretary.

STEPS TOWARD IMPLEMENTATION

AMERICAN OVERSIGHT

As explained below, there are currently multiple efforts happening in tandem as the administration and states work to implement the Opportunity Zones Program, including:
1) Designating Opportunity Zones
2) Providing guidance on Opportunity Fund certification
3) Finalizing the law

Designating Opportunity Zones

Each governor is authorized to designate a certain number of Opportunity Zones into which private investment can flow through Opportunity Funds. Governors have 90 days from the date of enactment (December 22, 2017) to submit a list of designated census tracts for approval, although they can request a 30-day extension. Once approved, these designations will remain in place for 10 years. Currently, governors are awaiting guidance from Treasury regarding the process for submitting recommended designations. It is anticipated that this guidance will be delivered in the coming weeks (late January/early February 2018).

Providing Guidance on Opportunity Fund Certification

Once the zones are designated, Treasury will turn its focus to providing guidance on Opportunity Fund certification. The statute outlines two requirements regarding structure and intent of these funds:

1) must be organized as a corporation or a partnership
2) invest a minimum of 90 percent of assets in Opportunity Zones. Given the straightforward nature of statute requirements, it is unclear whether additional qualifications will be considered. It is anticipated that the process for certification will analogue that of a Community Development Entity (CDE). The timeline for the availability of the guidance is not yet known.

Finalizing the Law

In addition to providing guidance on the processes for submitting Opportunity Zone designations and certifying Opportunity Funds, the Treasury must follow formal administrative procedures to finalize the law, which will dictate ongoing administration of the Opportunity Zones Program. The process typically goes as follows:

• Treasury will propose a structure for implementing the new rule, after which it will issue a notice of proposed rulemaking and will request public comments on the proposal.
• The comment period typically lasts from 30 to 60 days. Upon reviewing the comments and making any necessary changes to the rule, Treasury will issue a final rule that formalizes the program.

file:///C:/Users/WHKirkland/AppData/Local/Microsoft/Windows/INetCache/Content.Outlook/2XMZ65R9/Investing%20In%20Opportunity%20Act%20Primer%20(002).pdf

file:///C:/Users/WHKirkland/AppData/Local/Microsoft/Windows/INetCache/Content.Outlook/2XMZ65R9/The%20Investing%20in%20Opportunity%20Act%20Factsheet%20(002).pdf

https://www.cdfifund.gov/pages/opportunity-zones.aspx

Opportunity Zones Resources

Page Content
Opportunity Zones

The authority to implement IRC 1400Z-1 and 1400Z-2 has been delegated to the IRS. The CDFI Fund is supporting the IRS with the Opportunity Zone nomination and designation process under IRC 1400Z-1 only.

- **IRS Revenue Procedure**

- **List of designated Qualified Opportunity Zones** (QOZs): This list is current as of **April 18, 2018** and will be updated regularly as new designations are made.
  Please note that the list of designated tracts on this website is not the official list. The official list will be published in the Internal Revenue Bulletin at a later date.

- For a **map** of all designated QOZs, **click here**.
  - To view all designated QOZs, click on the "Layers" tab on the menu on the right hand side of the screen. Select "Opportunity Zone Tract" and unselect "2011-2015 LIC Census Tract," and zoom in to a specific area on the map. Designated QOZs will appear in **blue**.
  - To view census tract numbers select "All (with labels)" next to the "2011-2015 LIC Census Tract" option within the Layers tab.
  - The map may also be used to view all census tracts eligible for designation as a QOZ.
  - To view all census tracts eligible for designation as a QOZ, click on the "Layers" tab. Select "2011-2015 LIC Census Tract" and select the "All Eligible" option next to "Opportunity Zone Tract," and zoom in to a specific area on the map. LICs will appear in **brown** and Eligible Non-LIC Contiguous Tracts will appear in **red**.
  - To view a specific census tract, enter the tract number in the search bar, select "2011-2015 Census Tract" by clicking on the mailbox symbol on the left of the search bar, click search, and select the census tract number that appears in the results below.

- **Opportunity Zones Information Resource**, with sortable lists by State of all census tracts eligible for designation as a QOZ.

For questions on the Opportunity Zone nomination and designation process:

Phone: (202) 653-0406

E-mail: OpportunityZone@cdfi.treas.gov

Opportunity Funds

The IRS is currently working on guidance under IRC 1400Z-2 (including the certification of Qualified Opportunity Funds and eligible investments in Qualified Opportunity Zones) and welcomes comments. Please send any comments to:

Internal Revenue Service
Attn: Scott Dinwiddie, Associate Chief Counsel (Income Tax and Accounting)
Room 4500
P.O. Box 7604
Ben Franklin Station
Washington, DC 20044

AMERICAN OVERSIGHT

NV-DA-20-0615-A-001492

Thanks,

Billy Kirkland
Special Assistant to the President & Deputy Director
White House Intergovernmental Affairs
William.H.Kirkland@who.eop.gov
202-456-8491 - office
202-881-8628 - cell

AMERICAN OVERSIGHT

Stephanie M. Klapstein

From: MicrosoftExchange329e71ec88ae4615bbc36ab6ce41109e@nv.onmicrosoft.com on behalf of Christina Davis <cmdavis@gov.nv.gov>
Sent: Monday, March 19, 2018 10:30 AM
To: Paul Anderson
Cc: Andrew Clinger
Subject: FW: Opportunity Zone Conference Call
Attachments: FW: Opportunity Zone Conference Call

Sender: cmdavis@gov.nv.gov
Subject: FW: Opportunity Zone Conference Call
Message-Id: <D9D5F7087D1F214480C5E9A0408CCCB22C1E48AA@CCEXCH01.STATE.NV.US>
Recipient: paul.anderson@diversifynevada.com

AMERICAN OVERSIGHT

Stephanie M. Klapstein

From: Christina Davis <cmdavis@gov.nv.gov>
Sent: Monday, March 19, 2018 10:29 AM
To: Paul Anderson
Cc: Andrew Clinger
Subject: FW: Opportunity Zone Conference Call
Attachments: image001.jpg

Good morning Paul – Governor agrees with Andrew's suggestion below, in that they should meet with you and your folks. Can you reach out to Mayor Goodman's office to arrange? Thanks!

Christina Davis
Special Assistant to the Governor
Nevada Governor Brian Sandoval

From: Andrew Clinger
Sent: Thursday, March 15, 2018 3:37 PM
To: Christina Davis <cmdavis@gov.nv.gov>
Subject: Re: Opportunity Zone Conference Call

Yes, it is. My recommendation is to send them to GOED unless he really wants to meet with them. I'm happy to participate either way.

Andrew Clinger
Senior Advisor
Office of Governor Brian Sandoval
101 North Carson Street
Carson City, NV 89701
T: 775-684-5670|D: 775-684-5667|F: 775-684-5683|E: aclinger@gov.nv.gov

On Mar 15, 2018, at 3:34 PM, Christina Davis <cmdavis@gov.nv.gov> wrote:

> Is this the same "opportunity zones" that you were mentioning in Leadership yesterday?
>
> *Christina Davis*
> *Special Assistant to the Governor*
> *Nevada Governor Brian Sandoval*
>
> ---
>
> **From:** Esthefany Arochi [mailto:earochi@LasVegasNevada.GOV]
> **Sent:** Thursday, March 15, 2018 2:46 PM
> **To:** Christina Davis <cmdavis@gov.nv.gov>
> **Subject:** Opportunity Zone Conference Call
> **Importance:** High
>
> Hi Christina,
>
> I am reaching out to you on behalf of Mayor Goodman of Las Vegas in regards to setting up a conference call with Governor Sandoval. The Mayor along with Mayor Pro Tempore, Lois Tarkanian and Economic

AMERICAN OVERSIGHT

Development Director, Bill Arent would like to speak to the Governor regarding Opportunity Zones in the city of Las Vegas.

I look forward to hearing from you so we can work on setting up a time that is convenient for the Governor.

Thank you,

Esthefany Arochi
Special Assistant to Mayor Goodman
Office of the Mayor
Phone: 702-229-6241
Fax: 702-385-7960
495 S. Main St. | Las Vegas, NV 89101
<image001.jpg>
lasvegasnevada.gov

AMERICAN OVERSIGHT

Stephanie M. Klapstein

From: MicrosoftExchange329e71ec88ae4615bbc36ab6ce41109e@nv.onmicrosoft.com on behalf of Andrew Clinger <aclinger@gov.nv.gov>
Sent: Thursday, April 19, 2018 2:47 PM
To: Cory Hunt
Subject: FW: Opportunity Zone Designation - West Wendover
Attachments: FW: Opportunity Zone Designation - West Wendover

Sender: aclinger@gov.nv.gov
Subject: FW: Opportunity Zone Designation - West Wendover
Message-Id: <EF8329988738E146B40255A48CE4D0DF25BF292F@CCEXCH02.STATE.NV.US>
Recipient: cory.hunt@diversifynevada.com

AMERICAN OVERSIGHT

Stephanie M. Klapstein

From: Andrew Clinger <aclinger@gov.nv.gov>
Sent: Thursday, April 19, 2018 2:47 PM
To: Cory Hunt
Subject: FW: Opportunity Zone Designation - West Wendover
Attachments: GOED Opportunity Zone Designation 4-19-2018.pdf

Andrew Clinger
Senior Advisor
Office of Governor Brian Sandoval
101 North Carson Street
Carson City, NV 89701
T: 775-684-5670|D: 775-684-5667|F: 775-684-5683|E: aclinger@gov.nv.gov

---

From: Pam Robinson
Sent: Thursday, April 19, 2018 10:31 AM
To: Michael J. Willden <mwillden@gov.nv.gov>; Andrew Clinger <aclinger@gov.nv.gov>
Subject: FW: Opportunity Zone Designation - West Wendover

Forgot to include the attachment.

Pam Robinson
Policy Director
Governor Brian Sandoval

From: Chris Melville [mailto:cmelville@westwendovercity.com]
Sent: Thursday, April 19, 2018 10:15 AM
To: Pam Robinson <probinson@gov.nv.gov>
Subject: Opportunity Zone Designation - West Wendover

Hi Pam,

First, let me thank you for your help in getting a new Welcome to Nevada sign here on Interstate 80 at the Utah/Nevada border. The new sign which went up roughly 6 months or so ago, was overdue and, looks great. Thank you!

Second, have attached a copy for Governor Sandoval a letter that has been sent to GOED concerning the process of selecting Opportunity Zone areas. West Wendover would like due consideration of that designation believing that it could definitely help us in attracting business and other investments.

I appreciate if you could pass the letter on to Governor Sandoval.

And yes... Amtrak is still on our dream board. With the loss of Greyhound service recently, we now have no public transportation access to the national transportation system. Solutions are never easy, especially in our case... :)

AMERICAN OVERSIGHT

Hope all is well with you, please make sure to stop in and say hello if you are in the area, would be nice to see you again.

Chris

--

CHRIS J. MELVILLE

CITY MANAGER

Office: (775) 664-3081

www.westwendovercity.com

PO Box 2825 – 1111 N. Gene L. Jones Way

West Wendover, NV 89883

"An Equal Opportunity Provider"

AMERICAN OVERSIGHT

Stephanie M. Klapstein

From: Tyler Klimas <tyler@nevadadc.org>
Sent: Monday, March 19, 2018 6:20 AM
To: Andrew Clinger; CJ Manthe
Subject: FW: Opportunity Zone Designation Nomination

FYI – passing along.

Tyler Klimas | Nevada Washington Office

From: "Pottebaum, Nicholas D. EOP/WHO" <Nicholas.D.Pottebaum@who.eop.gov>
Date: March 19, 2018 at 7:59:41 AM EDT
Cc: "Hoelscher, Douglas L. EOP/WHO" <Douglas.L.Hoelscher@who.eop.gov>, "'Baylor.Myers@treasury.gov'" <Baylor.Myers@treasury.gov>
Subject: Opportunity Zone Designation Nomination

State-Federal Relations Directors,

As of Friday, March 16, the Department of Treasury had not received your state's Opportunity Zones designation nomination or 30-day extension request. The deadline to submit is Wednesday, March 21, 2018.

A designation nomination or extension request must come from you Governor. Your Governor has until Wednesday, March 21, 2018, to issue a designation nomination or request a 30-day extension (*Pursuant to § 1400Z–1(b)(1)(A) and (c)(2)(B) of the Code, the CEO of the State in which a tract is located may nominate the tract to be a QOZ, and any such nomination must be made no later than March 21, 2018. Under § 1400Z-1(b)(2), however, the State CEO may request, and receive, a 30- day extension of this deadline* - IRS).

You can find additional information here: https://home.treasury.gov/news/press-release/sm0283.

Please let us know if you have any questions.

Thanks,
Nic

--
Nicholas D. Pottebaum
Associate Director
White House Office of Intergovernmental Affairs
O: 202-456-2132 | C: 202-881-7803| E: Nicholas.D.Pottebaum@who.eop.gov

AMERICAN OVERSIGHT

Stephanie M. Klapstein

From: MicrosoftExchange329e71ec88ae4615bbc36ab6ce41109e@nv.onmicrosoft.com on behalf of Derek Armstrong <darmstrong@diversifynevada.com>
Sent: Thursday, June 14, 2018 1:32 PM
To: Mary-Sarah Kinner; Andrew Clinger
Subject: FW: Opportunity Zone Designations
Attachments: FW: Opportunity Zone Designations

Sender: darmstrong@diversifynevada.com
Subject: FW: Opportunity Zone Designations
Message-Id: <BYAPR09MB2629A2C451BB341F9DDD1E3DCC7D0@BYAPR09MB2629.namprd09.prod.outlook.com>
To: mkinner@gov.nv.gov
To: aclinger@gov.nv.gov

AMERICAN OVERSIGHT

Stephanie M. Klapstein

From: Derek Armstrong <darmstrong@diversifynevada.com>
Sent: Thursday, June 14, 2018 1:32 PM
To: Mary-Sarah Kinner; Andrew Clinger
Subject: FW: Opportunity Zone Designations

Mary-Sarah,

Here is the link you are waiting for.

From: Brian Baluta
Sent: Thursday, June 14, 2018 1:28 PM
To: Derek Armstrong <darmstrong@diversifynevada.com>
Subject: RE: Opportunity Zone Designations

Here's the link on our website:

http://diversifynevada.com/documents/NV_Designated_OZ.pdf

AMERICAN OVERSIGHT

Stephanie M. Klapstein

From: MicrosoftExchange329e71ec88ae4615bbc36ab6ce41109e@nv.onmicrosoft.com on behalf of Andrew Clinger <aclinger@gov.nv.gov>
Sent: Thursday, April 19, 2018 4:37 PM
To: Cory Hunt; Derek Armstrong
Subject: FW: Opportunity Zone Nomination Information
Attachments: FW: Opportunity Zone Nomination Information

Sender: aclinger@gov.nv.gov
Subject: FW: Opportunity Zone Nomination Information
Message-Id: <EF8329988738E146B40255A48CE4D0DF25BF2C4B@CCEXCH02.STATE.NV.US>
Recipient: darmstrong@diversifynevada.com
Recipient: cory.hunt@diversifynevada.com

AMERICAN OVERSIGHT

Stephanie M. Klapstein

From: Andrew Clinger <aclinger@gov.nv.gov>
Sent: Thursday, April 19, 2018 4:37 PM
To: Cory Hunt; Derek Armstrong
Subject: FW: Opportunity Zone Nomination Information
Attachments: NV.pdf

FYI

Andrew Clinger
Senior Advisor
Office of Governor Brian Sandoval
101 North Carson Street
Carson City, NV 89701
T: 775-684-5670|D: 775-684-5667|F: 775-684-5683|E: aclinger@gov.nv.gov

---

From: Michael J. Willden
Sent: Thursday, April 19, 2018 3:26 PM
To: Andrew Clinger <aclinger@gov.nv.gov>
Subject: FW: Opportunity Zone Nomination Information

From: Opportunity Zone [mailto:ZoneO@cdfi.treas.gov]
Sent: Thursday, April 19, 2018 11:44 AM
To: Michael J. Willden <mwillden@gov.nv.gov>; 'ryan@nevadadc.org' <ryan@nevadadc.org>
Subject: FW: Opportunity Zone Nomination Information

Resending per request. The attached letter includes the State's Opportunity Zone Unique Code that must be entered in the Nominating Tool. Please let me know if you have any questions.

Jeff Merkowitz
Senior Advisor
Community Development Financial Institutions Fund
U.S. Department of the Treasury
202-653-0329
www.cdfifund.gov

From: Opportunity Zone
Sent: Monday, March 05, 2018 12:24 PM
To: 'ryan@nevadadc.org' <ryan@nevadadc.org>; 'mwillden@gov.nv.gov' <mwillden@gov.nv.gov>
Subject: Opportunity Zone Nomination Information

AMERICAN OVERSIGHT

Attached is a letter informing your governor or chief executive officer as to how they can nominate eligible census tracts for designation as Opportunity Zones. Titles II and V of the concurrent resolution on the budget for fiscal year 2018, signed into law on December 22, 2017, added Subchapter Z—Opportunity Zones to the Internal Revenue Code and provides certain tax benefits for private investment in distressed areas. The authority to implement these sections of the new tax law has been delegated to the Internal Revenue Service (IRS). The Community Development Financial Institutions Fund (CDFI Fund) is supporting the IRS with the Opportunity Zone nomination and designation process.

In order for investors to take advantage of the tax benefits, the law requires governors or chief executive officers of States and possessions to nominate census tracts in their jurisdictions as Opportunity Zones.

To assist in the nomination process, the CDFI Fund has developed a Nomination Tool, which can be used to identify and select eligible census tracts to nominate for designation as Opportunity Zones. The Nomination Tool as well as Nomination Instructions on completing and submitting a nomination, can be found at https://www.cdfifund.gov/Pages/ozonestateresource.aspx.

Jason Boehlert
Program Manager, Legislative and External Affairs
Community Development Financial Institutions (CDFI) Fund
U.S. Department of the Treasury
1801 L Street, NW
Washington, DC 20036
Direct: 202.653.0330
Mobile: 202.549.4994
www.cdfifund.gov

AMERICAN OVERSIGHT

NV-DA-20-0615-A-001505

DEPARTMENT OF THE TREASURY
COMMUNITY DEVELOPMENT FINANCIAL INSTITUTIONS FUND
1500 PENNSYLVANIA AVENUE, NW
WASHINGTON, D.C. 20220

March 5, 2018

The Honorable Brian Sandoval
Governor
State of Nevada
Capitol Building
101 North Carson Street
Carson City, NV 89701

Dear Governor Sandoval:

I am writing to inform you as to how you can nominate eligible census tracts for designation as Opportunity Zones. As noted in a letter sent to you from Assistant Secretary for Tax Policy David J. Kautter dated February 8, 2018, P.L. 115-97, an Act to provide for reconciliation pursuant to titles II and V of the concurrent resolution on the budget for fiscal year 2018 (the "Act"), signed into law on December 22, 2017, added Subchapter Z—Opportunity Zones to the Internal Revenue Code ("Code") and provides certain tax benefits for private investment in distressed areas of Nevada. The authority to implement these sections of the new tax law has been delegated to the Internal Revenue Service (IRS). The Community Development Financial Institutions Fund (CDFI Fund) is supporting the IRS with the Opportunity Zone nomination and designation process.

In order for investors to take advantage of the tax benefits, the law requires governors or chief executive officers (CEOs) of States and possessions to nominate census tracts in their jurisdictions as Opportunity Zones.

To assist you with your nomination, the CDFI Fund has developed a Nomination Tool through which you can identify and select the eligible census tracts in Nevada you wish to nominate for designation as Opportunity Zones. The Nomination Tool as well as Nomination Instructions on completing and submitting your nomination, can be found at https://www.cdfifund.gov/Pages/ozonestateresource.aspx.

To ensure that the information submitted reflects the official nomination of Nevada as authorized by the governor or CEO of Nevada, the CDFI Fund is providing each State with a State Unique Opportunity Zone Code that must be entered in the Information section of the Nomination Tool, per the Nomination Instructions. The State Unique Opportunity Zone Code for Nevada is kffp10283f.

The statute imposes a deadline for the nominations of 90 days from its enactment. Thus governors and chief executive officers have until ***March 21, 2018,*** to submit nominations. A 30-day extension can be requested, as described in Revenue Procedure 2018–16, 2018-9 I.R.B. 383. Instructions on how to request an extension are included in the Nomination Instructions. The statute requires that ***failure to submit timely nominations results in loss of the ability to designate any Opportunity Zones*.**

AMERICAN OVERSIGHT

The census tracts eligible for designation as Opportunity Zones include some of the most distressed areas in the country. If such a community becomes an Opportunity Zone, the resulting tax benefits may attract new investment into the community to create jobs, stimulate growth, and provide hope to the individuals and families living there. I encourage you to consider this opportunity and to make timely nominations.

If you or your staff have any questions, please do not hesitate to contact Jeff Merkowitz at merkowitzj@cdfi.treas.gov or (202) 653-0300.

Sincerely,



Annie Donovan
Director

AMERICAN OVERSIGHT

Stephanie M. Klapstein

From: Tyler Klimas <tyler@nevadadc.org>
Sent: Friday, March 16, 2018 8:43 AM
To: CJ Manthe; Andrew Clinger
Subject: FW: Opportunity Zone Nomination Information

I'm sure you are aware, but just passing along FYI.

Tyler Klimas | Nevada Washington Office

From: Opportunity Zone <ZoneO@cdfi.treas.gov>
Date: Thursday, March 15, 2018 at 5:36 PM
To: Opportunity Zone <ZoneO@cdfi.treas.gov>
Subject: RE: Opportunity Zone Nomination Information

This email is a reminder that your State has until 11:59 p.m., March 21, 2018, to submit either a nomination of eligible census tracts for designation as Opportunity Zones, or to request a one-time, 30-day extension (to April 20, 2018). Per statute, failure to submit timely nominations results in loss of the ability to designate any Opportunity Zones.

For States planning to submit a nomination on March 21, 2018, requesting an extension does not limit the ability to submit the nomination on or prior to that date, but may give the State additional flexibility in the event of any last minute changes or technical difficulties

If you believe your State already has submitted its nomination or an extension request and that you are receiving this reminder in error, please let me know. Thank you, and please also do not hesitate to reach out to me with any questions.

Jeff Merkowitz
Senior Advisor
Community Development Financial Institutions Fund
U.S. Department of the Treasury
202-653-0329
www.cdfifund.gov

From: Opportunity Zone
Sent: Monday, March 05, 2018 2:13 PM
Subject: Opportunity Zone Nomination Information

Attached is a letter informing your governor or chief executive officer as to how they can nominate eligible census tracts for designation as Opportunity Zones. Titles II and V of the concurrent resolution on the budget for fiscal year 2018, signed into law on December 22, 2017, added Subchapter Z—Opportunity Zones to the Internal Revenue Code and

AMERICAN OVERSIGHT

provides certain tax benefits for private investment in distressed areas. The authority to implement these sections of the new tax law has been delegated to the Internal Revenue Service (IRS). The Community Development Financial Institutions Fund (CDFI Fund) is supporting the IRS with the Opportunity Zone nomination and designation process.

In order for investors to take advantage of the tax benefits, the law requires governors or chief executive officers of States and possessions to nominate census tracts in their jurisdictions as Opportunity Zones.

To assist in the nomination process, the CDFI Fund has developed a Nomination Tool, which can be used to identify and select eligible census tracts to nominate for designation as Opportunity Zones. The Nomination Tool as well as Nomination Instructions on completing and submitting a nomination, can be found at https://www.cdfifund.gov/Pages/ozonestateresource.aspx.

Jason Boehlert
Program Manager, Legislative and External Affairs
Community Development Financial Institutions (CDFI) Fund
U.S. Department of the Treasury
1801 L Street, NW
Washington, DC 20036
Direct: 202.653.0330
Mobile: 202.549.4994
www.cdfifund.gov

AMERICAN OVERSIGHT

NV-DA-20-0615-A-001509

Stephanie M. Klapstein

From: MicrosoftExchange329e71ec88ae4615bbc36ab6ce41109e@nv.onmicrosoft.com on behalf of Paul Anderson <paul.anderson@diversifynevada.com>
Sent: Thursday, February 01, 2018 11:54 AM
To: Andrew Clinger
Subject: FW: Opportunity Zones
Attachments: FW: Opportunity Zones

Sender: paul.anderson@diversifynevada.com
Subject: FW: Opportunity Zones
Message-Id: <05EE6B38-8F8E-4AE9-A897-479FFF14E394@diversifynevada.com>
To: aclinger@gov.nv.gov

AMERICAN OVERSIGHT

Stephanie M. Klapstein

From: Paul Anderson <paul.anderson@diversifynevada.com>
Sent: Thursday, February 01, 2018 11:54 AM
To: Andrew Clinger
Subject: FW: Opportunity Zones
Attachments: Tax-Benefits-of-Investing-in-Opportunity-Zones.pdf; Census Tract Information.xlsx

See below and attached for any details on the Opportunity Zones. We are working on it and will have some information shortly.

Best regards,

Paul Anderson
Executive Director

Nevada Governor's Office of
ECONOMIC DEVELOPMENT
555 E. Washington Suite 5400
Las Vegas, Nevada 89101
702-486-2070

www.diversifynevada.com

From: Derek Armstrong <darmstrong@diversifynevada.com>
Date: Thursday, February 1, 2018 at 11:51 AM
To: Paul Anderson <paul.anderson@diversifynevada.com>
Cc: Cory Hunt <cory.hunt@diversifynevada.com>
Subject: Opportunity Zones

Paul,

Just a little primer from the info I found online to supplement what Cory send yesterday.

- Opportunity zones were included in the Tax Cuts and Jobs Act by Senator Tim Scott, a South Carolina Republican, and based on a bill he co-sponsored in 2017 with several Democrats. The effort to create the zones was pushed by an upstart Washington think tank, the Economic Innovation Group, and its patron, the tech mogul Sean Parker, of Napster and Facebook fame, who enlisted Mr. Scott and others to sponsor the legislation. https://www.nytimes.com/2018/01/29/business/tax-bill-economic-recovery-opportunity-zones.html

- The Opportunity Zones program offers three tax benefits for investing in low-income communities:

AMERICAN OVERSIGHT

NV-DA-20-0615-A-001511

- 1. A temporary deferral of inclusion in taxable income for capital gains reinvested in an Opportunity Fund. The deferred gain must be recognized on the earlier of the date on which the opportunity zone investment is disposed of or December 31, 2026.
- 2. A step-up in basis for capital gains reinvested in an Opportunity Fund. The basis is increased by 10% if the investment in the Opportunity Fund is held by the taxpayer for at least 5 years and by an additional 5% if held for at least 7 years, thereby excluding up to 15% of the original gain from taxation.
- 3. A permanent exclusion from taxable income of capital gains from the sale or exchange of an investment in an Opportunity Fund if the investment is held for at least 10 years. (summary attached)

- Requirements for Designation
  - "Qualified opportunity zone" means a population census tract this is a low-income community that is designated as a qualified opportunity zone if:
    - CEO of the state nominates the designation, and notifies the Secretary of treasury of nomination and
    - Secretary certifies nomination and designates tract as qualified opportunity zone
  - Low- Income Community means
    - IN GENERAL The term "low-income community" means any population census tract if—
      - The poverty rate for such tract is at least 20 percent, or
      - In the case of a tract not located within a metropolitan area, the median family income for such tract does not exceed 80 percent of statewide median family income, or
      - In the case of a tract located within a metropolitan area, the median family income for such tract does not exceed 80 percent of the greater of statewide median family income or the metropolitan area median family income.
  - Number of Designations
    - Up to 25% of the number of low-income communities in the state
    - Exceptions
      - A census tract that is not a low-income community may be designated as a qualified opportunity zone if the census tract is continuous with a low-income community that is designated as a qualified opportunity zone and the median family income of the tract does not exceed 125% of the median family income of the low-income community with which the tract is contiguous.
      - The period of the designation lasts 10 years from the designation date.
  - Determination period
    - The CEO of the State has 90 days beginning on the date of the enactment of the Tax Cuts and Jobs Act. The current deadline is March 22nd, but the CEO of the state can request a 30-day extension.
- Major differences between Opportunity Zones and NMTC (https://www.novoco.com/periodicals/articles/2017-tax-legislation-creates-new-tool-community-development)
  - NMTC is generally used to subsidize loans to qualified businesses in low-income communities, while Opportunity Funds are required to use funds from deferred gains to make equity investments or acquire property in Opportunity Zones.

- The NMTC program is also subject to an annual allocation limit, which in recent years has been $3.5 billion. Opportunity Zones have no such limit; volume will be set only by investor appetite. But the fact that 25 percent of each state's low-income communities will be in Opportunity Zones means that the number of areas eligible to benefit will be significantly less than the NMTC program.

- There is a significant question about who will make up the Opportunity Zone investor class. The NMTC program tends to draw major banks, but Opportunity Zones might see more high-net-worth individuals making investments, even though the investments will likely be in areas in which banks can get Community Reinvestment Act credit.

I'm attaching serval documents. One is an excel spreadsheet with the census tract information for every census tract in Nevada. Additionally, I'm attaching the summary of tax benefits done by the Economic Innovation Group.

R/s

Derek Armstrong
Deputy Director
Nevada Governor's Office of Economic Development
555 E. Washington Ave., Suite 5400, Las Vegas, NV 89101
Main: (702) 486-2700
Office: (702) 486-2709
Cell: (702) 769-2836
darmstrong@diversifynevada.com
www.diversifynevada.com

Nevada Governor's Office of
ECONOMIC DEVELOPMENT
Empowering Success

AMERICAN OVERSIGHT

ECONOMIC INNOVATION GROUP

The Tax Benefits of Investing in Opportunity Zones

January 2018

The Opportunity Zones program offers three tax benefits for investing in low-income communities through a qualified Opportunity Fund[i]:

1. A **temporary deferral** of inclusion in taxable income for capital gains reinvested in an Opportunity Fund. The deferred gain must be recognized on the earlier of the date on which the opportunity zone investment is disposed of or December 31, 2026.

2. A **step-up in basis** for capital gains reinvested in an Opportunity Fund. The basis is increased by 10% if the investment in the Opportunity Fund is held by the taxpayer for at least 5 years and by an additional 5% if held for at least 7 years, thereby excluding up to 15% of the original gain from taxation.

3. A **permanent exclusion** from taxable income of capital gains from the sale or exchange of an investment in an Opportunity Fund if the investment is held for at least 10 years. This exclusion only applies to gains accrued *after* an investment in an Opportunity Fund.

Figure 1. Investing in an Opportunity Fund vs. a Standard Stock Portfolio
Scenario: A Capital Gain of $100 is Reinvested in 2018

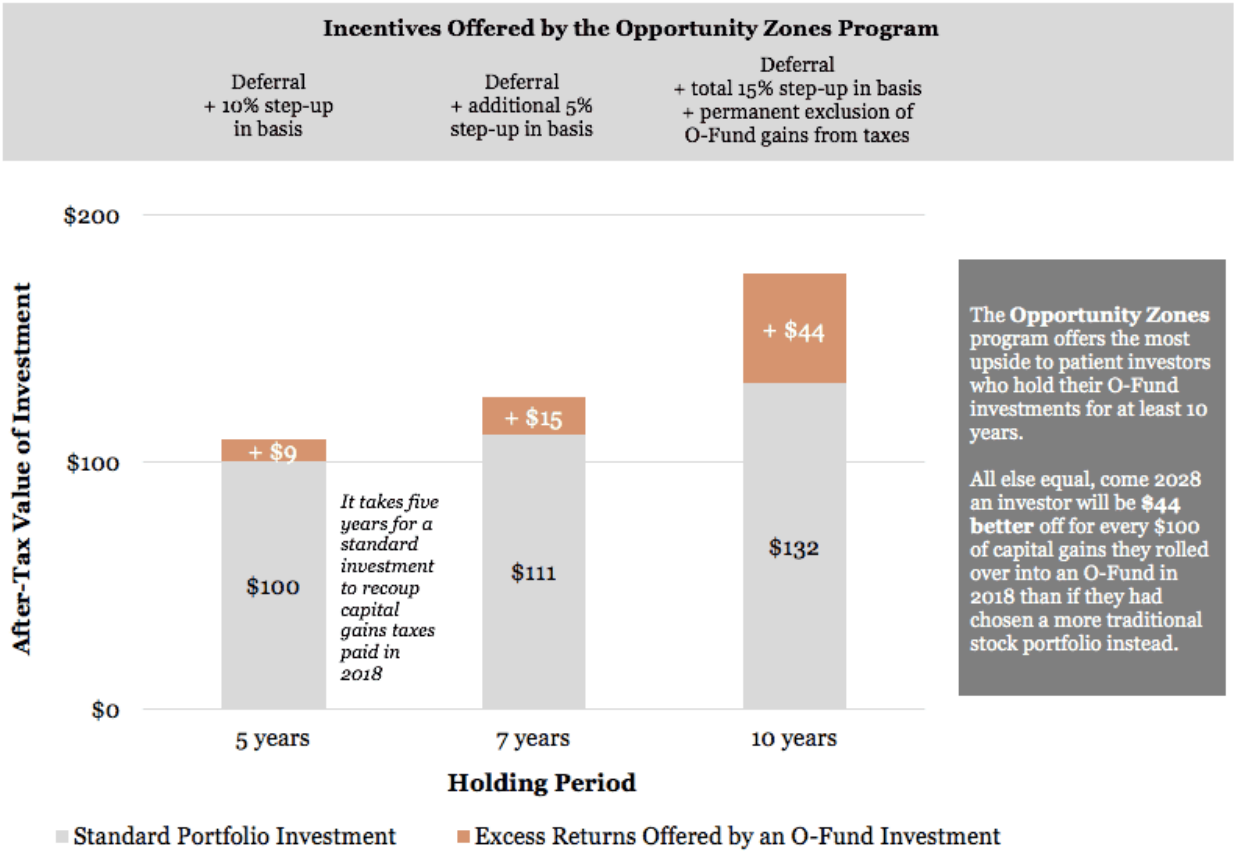

** Note: Assumes long-term federal capital gains tax rate of 23.8%, no state income tax, and annual appreciation of 7% for both the O-Fund and alternative investment.*

AMERICAN OVERSIGHT

How does the incentive work in practice? Illustrative examples:

The figure above, along with the table and examples below, show how an investor's after-tax funds available compare under different scenarios, assuming various holding periods, annual investment appreciation of 7%, and a long-term capital gains tax rate of 23.8% percent (federal capital gains tax of 20% and net investment income tax of 3.8%). The table provides additional information on the tax liabilities and differences in the after-tax annual rates of return. As is clear, the incentives built into the Opportunity Zones program are designed to reward *long-term* investments in distressed communities the most.

Table 1. Investing in an Opportunity Fund (O-Fund) vs. a Standard Stock Portfolio
Scenario: A Capital Gain of $100 is Reinvested in 2018

Holding Period	Appreciation Rate	Investment in a Stock Portfolio		Investment in an Opportunity Fund		Difference in After-Tax Annual Rate of Return
		Total Tax Liability	After-Tax Funds Available	Total Tax Liability	After-tax Funds Available	
5 years	**7%**	$31	$100	$31	$109	**1.9%**
7 years	**7%**	$35	$111	$35	$126	**1.8%**
10 years	**7%**	$41	$132	$20	$176	**3.0%**

Example 1: Investor holds the O-Fund stake for 10 years

Susie has $100 of unrealized capital gains in her stock portfolio. She decides in 2018 to reinvest those gains into an O-Fund that invests in distressed areas of her home state, and she holds that investment for 10 years. Susie is able to defer the tax she owes on her original $100 of capital gains until 2026. Further, the basis is increased by 15% (effectively reducing her $100 of taxable capital gains to $85). Thus, she will owe $20 (23.8% of $85) of tax on her original capital gains when the bill finally comes due. In addition, since she holds her O-Fund investment for at least 10 years, she owes no capital gains tax on its appreciation. Assuming that her O-Fund investment grows 7% annually, the after-tax value of her original $100 investment in 2028 is $176. Susie has enjoyed a 5.8% effective annual return, compared to the 2.8% an equivalent non-O-Fund investment would have delivered.

Total tax bill in 2028: ***$20***
After-tax value of investment in 2028: ***$176***
Effective after-tax annual return on $100 capital gain in 2018: ***5.8%***

AMERICAN OVERSIGHT

Example 2: Investor holds the O-Fund stake for 7 years

As in Example 1, in 2018 Susie rolls over $100 of capital gains into an O-Fund. She holds the investment for 7 years, selling in 2025. As in Example 1, she temporarily defers the tax she owes on her original capital gains and steps-up her basis by 15%, so that in 2025 she will owe $20 (23.8% of $85) of tax on her original capital gains. Unlike Example 1, however, Susie will owe capital gains tax on the appreciation of her O-Fund investment, since she holds the investment for less than 10 years. Assuming that her O-Fund investment grows 7% annually, in 2025 Susie will owe $15 (23.8% of $61) of tax on the O-Fund investment's capital gain. Susie did not take full advantage of the Opportunity Zone program but nevertheless received a 3.3% effective annual return compared to the 1.5% an equivalent non-O-Fund investment would have delivered.

Total tax bill in 2025: ***$35***
After-tax value of investment in 2025: ***$126***
Effective after-tax annual return on $100 capital gain in 2018: ***3.3%***

Example 3: Investor holds the O-Fund stake for 5 years

As in Example 1, in 2018 Susie rolls over $100 of capital gains into an O-Fund. She holds the investment for 5 years, selling in 2023. As in Example 1, she can temporarily defer the tax she owes on her original capital gains, but her step-up in basis is only 10%, so that in 2023 she will owe $21 (23.8% of $90) of tax on her original capital gains. As in Example 2, Susie enjoys no exemption from capital gains tax on the appreciation of her O-Fund investment, since she holds the investment for less than 10 years. Assuming that her O-Fund investment grows 7% annually, in 2023 Susie will owe $10 (23.8% of $40) of tax on the O-Fund investment's capital gain. Susie did not take full advantage of the Opportunity Zone program but nevertheless received a 1.8% effective annual return on her initial capital gains compared to the -0.1% effective annual return an equivalent non-O-Fund investment would have delivered.

Total tax bill in 2023: ***$31***
After-tax value of investment in 2023: ***$109***
Effective after-tax annual return on $100 capital gain in 2018: ***1.8%***

For more information visit eig.org/opportunityzones or email john@eig.org

[i] A qualified Opportunity Fund is a privately managed investment vehicle organized as a corporation or a partnership for the purpose of investing in qualified opportunity zone property (the vehicle must hold at least 90 percent of its assets in such property). Governors (or the Mayor in the case of the District of Columbia) may designate 25 percent of their state's low-income census tracts as qualified opportunity zones, subject to certification by the U.S. Secretary of the Treasury. Low-income census tracts are defined in Internal Revenue Code Section 45D(d). If the number of low-income census tracts in a state is less than 100, then a Governor may designate a total of 25 tracts. Qualified opportunity zone property includes any qualified opportunity zone business stock, any qualified opportunity zone partnership interest, and any qualified opportunity zone business property. Only taxpayers who roll over capital gains of non-zone assets before Dec. 31, 2026, will be able to take advantage of the special treatment under the provision.

AMERICAN OVERSIGHT

2010 Census Tract Number FIPS code. GEOID	OMB Metro/Non-metro Designation, July 2015 (OMB 15-01)	Does Census Tract Qualify For NMTC Low-Income Community (LIC) on Poverty or Income Criteria?	Census Tract Poverty Rate % (2011-2015 ACS)	Does Census Tract Qualify on Poverty Criteria>=20% ?	Census Tract Percent of Benchmarked Median Family Income (%) 2011-2015 ACS	Does Census Tract Qualify on Median Family Income Criteria<=80% ?	Census Tract Unemployment Rate (%) 2011-2015
32005990000	Non-Metropolitan	No	N/A	No	N/A	No	N/A
32023980500	Non-Metropolitan	No	N/A	No	N/A	No	N/A
32031980000	Metropolitan	No	N/A	No	N/A	No	N/A
32031980100	Metropolitan	No	N/A	No	N/A	No	N/A
32031980200	Metropolitan	No	N/A	No	N/A	No	N/A
32031980300	Metropolitan	No	N/A	No	N/A	No	N/A
32031990000	Metropolitan	No	N/A	No	N/A	No	N/A
32031990100	Metropolitan	No	N/A	No	N/A	No	N/A
32510990000	Metropolitan	No	N/A	No	N/A	No	N/A
32031002212	Metropolitan	Yes	57.60	Yes	38.15	Yes	9.00
32003004301	Metropolitan	Yes	57.50	Yes	29.92	Yes	20.20
32003002207	Metropolitan	Yes	56.20	Yes	38.89	Yes	14.40
32003000401	Metropolitan	Yes	55.70	Yes	37.71	Yes	37.40
32003000302	Metropolitan	Yes	55.10	Yes	33.00	Yes	27.80
32031000102	Metropolitan	Yes	53.90	Yes	39.27	Yes	25.30
32003002404	Metropolitan	Yes	53.30	Yes	33.69	Yes	15.50
32003000523	Metropolitan	Yes	52.00	Yes	29.01	Yes	20.70
32003004402	Metropolitan	Yes	49.20	Yes	49.61	Yes	13.50
32003000402	Metropolitan	Yes	47.60	Yes	39.53	Yes	22.00
32003004712	Metropolitan	Yes	46.70	Yes	35.99	Yes	25.00
32003000522	Metropolitan	Yes	46.60	Yes	43.52	Yes	19.90
32003003431	Metropolitan	Yes	46.20	Yes	44.80	Yes	15.10
32003004302	Metropolitan	Yes	46.10	Yes	38.52	Yes	14.00
32003000513	Metropolitan	Yes	45.40	Yes	55.01	Yes	13.10
32003001100	Metropolitan	Yes	44.20	Yes	40.07	Yes	18.10
32031001701	Metropolitan	Yes	44.10	Yes	38.18	Yes	16.70
32003003800	Metropolitan	Yes	44.00	Yes	42.78	Yes	11.40
32003004713	Metropolitan	Yes	43.70	Yes	41.62	Yes	18.90
32003005421	Metropolitan	Yes	43.40	Yes	54.17	Yes	21.00
32003000521	Metropolitan	Yes	43.10	Yes	36.77	Yes	17.60
32003000403	Metropolitan	Yes	42.80	Yes	36.28	Yes	17.10
32003000524	Metropolitan	Yes	42.30	Yes	58.39	Yes	12.10
32003004710	Metropolitan	Yes	42.00	Yes	41.13	Yes	19.00
32003004401	Metropolitan	Yes	41.90	Yes	52.37	Yes	14.10
32003004601	Metropolitan	Yes	41.70	Yes	40.67	Yes	19.70
32003002204	Metropolitan	Yes	41.60	Yes	47.20	Yes	17.10
32031001502	Metropolitan	Yes	41.50	Yes	N/A	No	16.20
32031000900	Metropolitan	Yes	41.20	Yes	39.54	Yes	13.10
32003001401	Metropolitan	Yes	41.10	Yes	53.76	Yes	19.80
32003000800	Metropolitan	Yes	38.50	Yes	48.95	Yes	22.10
32003007800	Metropolitan	Yes	38.50	Yes	52.24	Yes	20.20

AMERICAN OVERSIGHT

32003000301	Metropolitan	Yes	38.30	Yes	59.30	Yes	12.80
32003000516	Metropolitan	Yes	38.20	Yes	57.86	Yes	14.90
32003002405	Metropolitan	Yes	38.20	Yes	43.72	Yes	18.60
32003007100	Metropolitan	Yes	37.90	Yes	57.46	Yes	20.10
32003004709	Metropolitan	Yes	37.00	Yes	54.74	Yes	11.60
32003006201	Metropolitan	Yes	36.30	Yes	58.18	Yes	24.70
32003001501	Metropolitan	Yes	36.00	Yes	54.70	Yes	21.30
32003001804	Metropolitan	Yes	36.00	Yes	49.25	Yes	9.70
32003000106	Metropolitan	Yes	35.70	Yes	49.15	Yes	17.40
32031001400	Metropolitan	Yes	35.60	Yes	65.34	Yes	5.90
32003000600	Metropolitan	Yes	35.40	Yes	51.55	Yes	13.10
32003005614	Metropolitan	Yes	35.40	Yes	75.41	Yes	14.80
32019960301	Non-Metropolitan	Yes	35.30	Yes	83.72	No	11.90
32003000528	Metropolitan	Yes	35.20	Yes	52.93	Yes	14.30
32003002708	Metropolitan	Yes	35.10	Yes	52.96	Yes	13.80
32003000203	Metropolitan	Yes	34.70	Yes	66.16	Yes	14.30
32031002611	Metropolitan	Yes	34.70	Yes	86.03	No	14.60
32003002406	Metropolitan	Yes	34.50	Yes	71.08	Yes	17.90
32003004602	Metropolitan	Yes	34.50	Yes	48.37	Yes	21.30
32031001901	Metropolitan	Yes	34.20	Yes	42.68	Yes	13.30
32003004000	Metropolitan	Yes	34.10	Yes	57.91	Yes	14.60
32001950301	Non-Metropolitan	Yes	34.00	Yes	51.94	Yes	19.60
32003002605	Metropolitan	Yes	33.70	Yes	45.88	Yes	23.70
32003004100	Metropolitan	Yes	33.70	Yes	58.16	Yes	13.00
32003004200	Metropolitan	Yes	33.70	Yes	57.41	Yes	14.00
32003003500	Metropolitan	Yes	33.60	Yes	62.19	Yes	18.80
32031940200	Metropolitan	Yes	33.50	Yes	52.17	Yes	21.00
32031000101	Metropolitan	Yes	33.30	Yes	77.74	Yes	17.60
32003000700	Metropolitan	Yes	33.00	Yes	N/A	No	13.30
32003003420	Metropolitan	Yes	33.00	Yes	71.25	Yes	17.80
32003004707	Metropolitan	Yes	32.90	Yes	64.38	Yes	10.00
32031002107	Metropolitan	Yes	32.60	Yes	62.45	Yes	16.80
32003003415	Metropolitan	Yes	32.40	Yes	59.40	Yes	13.90
32003000519	Metropolitan	Yes	31.70	Yes	57.31	Yes	13.00
32003003102	Metropolitan	Yes	31.50	Yes	64.90	Yes	17.40
32031002211	Metropolitan	Yes	31.40	Yes	54.10	Yes	15.20
32031000202	Metropolitan	Yes	31.30	Yes	37.09	Yes	11.30
32510001001	Metropolitan	Yes	31.30	Yes	53.10	Yes	17.80
32003000514	Metropolitan	Yes	31.20	Yes	56.06	Yes	15.10
32003000518	Metropolitan	Yes	31.00	Yes	51.44	Yes	17.00
32003004715	Metropolitan	Yes	31.00	Yes	62.04	Yes	11.00
32003001607	Metropolitan	Yes	30.80	Yes	51.86	Yes	24.30
32003005005	Metropolitan	Yes	30.80	Yes	52.69	Yes	20.40
32003000526	Metropolitan	Yes	30.70	Yes	71.71	Yes	23.70
32003002403	Metropolitan	Yes	30.50	Yes	51.56	Yes	15.60
32031001801	Metropolitan	Yes	30.50	Yes	50.01	Yes	16.00
32031001902	Metropolitan	Yes	30.40	Yes	41.16	Yes	12.30

AMERICAN OVERSIGHT

32003002966	Metropolitan	Yes	30.10	Yes	50.15	Yes	13.50
32003003428	Metropolitan	Yes	29.70	Yes	73.05	Yes	20.70
32003005702	Metropolitan	Yes	29.60	Yes	46.89	Yes	25.60
32003007200	Metropolitan	Yes	29.60	Yes	69.60	Yes	19.50
32003001402	Metropolitan	Yes	29.50	Yes	57.17	Yes	13.80
32003001609	Metropolitan	Yes	29.40	Yes	91.45	No	10.00
32003002201	Metropolitan	Yes	29.40	Yes	53.94	Yes	12.10
32003002603	Metropolitan	Yes	29.20	Yes	55.40	Yes	14.20
32003003418	Metropolitan	Yes	29.20	Yes	60.67	Yes	14.60
32003003429	Metropolitan	Yes	29.20	Yes	63.93	Yes	11.00
32003001718	Metropolitan	Yes	29.10	Yes	62.44	Yes	21.30
32003006800	Metropolitan	Yes	28.80	Yes	56.28	Yes	12.40
32021970800	Non-Metropolitan	Yes	28.70	Yes	67.84	Yes	24.40
32031001702	Metropolitan	Yes	28.70	Yes	68.08	Yes	11.40
32001950500	Non-Metropolitan	Yes	28.60	Yes	76.69	Yes	17.00
32007951500	Non-Metropolitan	Yes	28.50	Yes	69.02	Yes	6.60
32510000502	Metropolitan	Yes	28.40	Yes	55.55	Yes	18.30
32003000520	Metropolitan	Yes	28.10	Yes	54.63	Yes	11.20
32003001200	Metropolitan	Yes	28.00	Yes	75.04	Yes	9.50
32019960202	Non-Metropolitan	Yes	28.00	Yes	60.79	Yes	24.90
32031001008	Metropolitan	Yes	27.90	Yes	46.80	Yes	16.90
32003000515	Metropolitan	Yes	27.80	Yes	54.30	Yes	15.50
32003003006	Metropolitan	Yes	27.70	Yes	83.97	No	12.10
32003000201	Metropolitan	Yes	27.60	Yes	56.64	Yes	7.00
32023960403	Non-Metropolitan	Yes	27.50	Yes	66.03	Yes	21.10
32003001902	Metropolitan	Yes	27.40	Yes	73.47	Yes	10.00
32003002505	Metropolitan	Yes	27.30	Yes	62.24	Yes	16.80
32003004500	Metropolitan	Yes	27.30	Yes	62.37	Yes	14.00
32003006202	Metropolitan	Yes	27.30	Yes	61.28	Yes	20.00
32003003104	Metropolitan	Yes	27.20	Yes	62.98	Yes	17.10
32003002203	Metropolitan	Yes	27.00	Yes	53.43	Yes	13.70
32003001612	Metropolitan	Yes	26.90	Yes	44.73	Yes	23.80
32003004703	Metropolitan	Yes	26.90	Yes	66.05	Yes	17.00
32003004924	Metropolitan	Yes	26.90	Yes	71.65	Yes	13.80
32003001901	Metropolitan	Yes	26.70	Yes	52.36	Yes	16.70
32003004911	Metropolitan	Yes	26.70	Yes	71.82	Yes	22.20
32003005200	Metropolitan	Yes	26.70	Yes	83.11	No	25.50
32003005423	Metropolitan	Yes	26.70	Yes	89.64	No	12.00
32007951700	Non-Metropolitan	Yes	26.70	Yes	66.37	Yes	12.20
32023960405	Non-Metropolitan	Yes	26.70	Yes	68.61	Yes	17.80
32003002501	Metropolitan	Yes	26.60	Yes	68.82	Yes	12.70
32003005011	Metropolitan	Yes	26.60	Yes	75.51	Yes	12.80
32003002995	Metropolitan	Yes	26.30	Yes	58.00	Yes	14.10
32003004714	Metropolitan	Yes	26.20	Yes	75.86	Yes	13.70
32003004912	Metropolitan	Yes	26.20	Yes	74.58	Yes	13.90
32003005703	Metropolitan	Yes	26.20	Yes	54.77	Yes	6.00
32031001802	Metropolitan	Yes	26.10	Yes	63.16	Yes	6.50

AMERICAN OVERSIGHT

32003004920	Metropolitan	Yes	25.90	Yes	69.22	Yes	17.40
32003005848	Metropolitan	Yes	25.90	Yes	74.93	Yes	16.40
32003003700	Metropolitan	Yes	25.80	Yes	66.55	Yes	18.60
32031001300	Metropolitan	Yes	25.80	Yes	92.83	No	8.20
32003006103	Metropolitan	Yes	25.70	Yes	70.22	Yes	10.20
32003002706	Metropolitan	Yes	25.50	Yes	53.76	Yes	9.50
32003002905	Metropolitan	Yes	25.50	Yes	70.36	Yes	17.80
32003001801	Metropolitan	Yes	25.40	Yes	59.42	Yes	18.80
32003002604	Metropolitan	Yes	25.00	Yes	52.48	Yes	10.40
32003003421	Metropolitan	Yes	24.90	Yes	77.21	Yes	16.90
32003003638	Metropolitan	Yes	24.80	Yes	84.45	No	11.10
32031002902	Metropolitan	Yes	24.70	Yes	74.79	Yes	20.30
32003006001	Metropolitan	Yes	24.60	Yes	73.92	Yes	12.80
32003004716	Metropolitan	Yes	24.40	Yes	74.12	Yes	12.80
32003002000	Metropolitan	Yes	24.30	Yes	90.14	No	12.20
32003002937	Metropolitan	Yes	24.20	Yes	67.64	Yes	11.50
32003002506	Metropolitan	Yes	24.10	Yes	54.48	Yes	11.10
32003003419	Metropolitan	Yes	24.10	Yes	68.49	Yes	19.30
32003006203	Metropolitan	Yes	24.10	Yes	74.28	Yes	18.10
32003005704	Metropolitan	Yes	23.90	Yes	62.96	Yes	8.10
32003001712	Metropolitan	Yes	23.70	Yes	94.19	No	13.10
32003004921	Metropolitan	Yes	23.70	Yes	81.31	No	18.90
32031002704	Metropolitan	Yes	23.70	Yes	51.57	Yes	6.50
32510000501	Metropolitan	Yes	23.70	Yes	83.67	No	15.20
32003003616	Metropolitan	Yes	23.20	Yes	69.15	Yes	8.10
32031002705	Metropolitan	Yes	23.20	Yes	61.28	Yes	11.70
32019960900	Non-Metropolitan	Yes	23.00	Yes	71.14	Yes	18.20
32031001009	Metropolitan	Yes	23.00	Yes	67.76	Yes	6.70
32003003430	Metropolitan	Yes	22.90	Yes	75.63	Yes	17.40
32003002206	Metropolitan	Yes	22.70	Yes	60.74	Yes	11.60
32031000201	Metropolitan	Yes	22.70	Yes	49.91	Yes	4.10
32003003422	Metropolitan	Yes	22.60	Yes	73.92	Yes	12.40
32003002919	Metropolitan	Yes	22.30	Yes	92.71	No	14.20
32003000527	Metropolitan	Yes	22.20	Yes	68.41	Yes	14.70
32003002964	Metropolitan	Yes	22.20	Yes	56.77	Yes	17.80
32003005010	Metropolitan	Yes	22.20	Yes	79.56	Yes	10.80
32031000400	Metropolitan	Yes	22.20	Yes	106.67	No	4.80
32003003228	Metropolitan	Yes	22.10	Yes	96.55	No	14.70
32023960402	Non-Metropolitan	Yes	21.90	Yes	88.80	No	10.50
32031002204	Metropolitan	Yes	21.90	Yes	60.85	Yes	5.20
32003003423	Metropolitan	Yes	21.80	Yes	76.56	Yes	16.20
32003004916	Metropolitan	Yes	21.80	Yes	85.93	No	11.00
32031002612	Metropolitan	Yes	21.80	Yes	99.40	No	10.50
32003002954	Metropolitan	Yes	21.70	Yes	47.96	Yes	8.30
32003001502	Metropolitan	Yes	21.60	Yes	45.13	Yes	9.80
32003002825	Metropolitan	Yes	21.60	Yes	96.70	No	18.00
32003005422	Metropolitan	Yes	21.60	Yes	75.37	Yes	20.70

AMERICAN OVERSIGHT

32510000600	Metropolitan	Yes	21.60	Yes	69.61	Yes	7.90
32003000108	Metropolitan	Yes	21.30	Yes	63.67	Yes	14.70
32003001300	Metropolitan	Yes	21.30	Yes	71.36	Yes	15.50
32003001613	Metropolitan	Yes	21.10	Yes	70.21	Yes	11.10
32003001709	Metropolitan	Yes	21.10	Yes	83.45	No	19.80
32003002821	Metropolitan	Yes	21.00	Yes	93.54	No	10.50
32031001201	Metropolitan	Yes	20.90	Yes	85.59	No	8.80
32003003617	Metropolitan	Yes	20.80	Yes	61.56	Yes	5.50
32005001100	Non-Metropolitan	Yes	20.80	Yes	90.52	No	9.60
32031002406	Metropolitan	Yes	20.80	Yes	96.62	No	10.10
32003001715	Metropolitan	Yes	20.70	Yes	78.18	Yes	10.90
32003005439	Metropolitan	Yes	20.70	Yes	64.27	Yes	13.10
32031001202	Metropolitan	Yes	20.70	Yes	59.54	Yes	13.90
32003002504	Metropolitan	Yes	20.60	Yes	73.80	Yes	7.30
32005002400	Non-Metropolitan	Yes	20.60	Yes	73.87	Yes	17.00
32003000103	Metropolitan	Yes	20.40	Yes	65.84	Yes	15.20
32003002965	Metropolitan	Yes	20.40	Yes	64.30	Yes	17.50
32031002619	Metropolitan	Yes	20.40	Yes	81.03	No	6.10
32003000517	Metropolitan	Yes	20.30	Yes	68.62	Yes	10.90
32003002962	Metropolitan	Yes	20.30	Yes	108.76	No	15.10
32031002703	Metropolitan	Yes	20.30	Yes	48.34	Yes	10.80
32003001611	Metropolitan	Yes	20.20	Yes	78.84	Yes	15.20
32003003215	Metropolitan	Yes	20.20	Yes	110.76	No	12.40
32003006204	Metropolitan	Yes	20.20	Yes	94.07	No	14.90
32003001608	Metropolitan	Yes	20.10	Yes	76.20	Yes	8.90
32003004914	Metropolitan	Yes	20.10	Yes	87.67	No	12.80
32031000700	Metropolitan	Yes	20.10	Yes	63.21	Yes	8.60
32023960404	Non-Metropolitan	Yes	20.00	Yes	77.72	Yes	16.60
32003000510	Metropolitan	Yes	19.90	No	75.04	Yes	11.50
32003003426	Metropolitan	Yes	19.80	No	68.09	Yes	19.40
32003000525	Metropolitan	Yes	19.70	No	56.28	Yes	13.10
32003002941	Metropolitan	No	19.70	No	96.31	No	8.20
32031002707	Metropolitan	No	19.70	No	82.75	No	11.80
32003002810	Metropolitan	Yes	19.60	No	63.18	Yes	13.90
32003002996	Metropolitan	Yes	19.50	No	52.53	Yes	9.00
32031003510	Metropolitan	No	19.30	No	106.95	No	9.60
32031003101	Metropolitan	Yes	19.20	No	60.95	Yes	11.30
32031002706	Metropolitan	No	19.20	No	83.85	No	13.00
32510000900	Metropolitan	Yes	19.10	No	71.14	Yes	10.70
32003000900	Metropolitan	No	19.00	No	199.96	No	9.70
32003001716	Metropolitan	No	19.00	No	92.88	No	12.40
32003003644	Metropolitan	No	19.00	No	81.86	No	10.10
32019960303	Non-Metropolitan	No	19.00	No	101.00	No	6.90
32031002500	Metropolitan	No	19.00	No	111.09	No	7.40
32003003220	Metropolitan	Yes	18.80	No	76.07	Yes	12.10
32019960201	Non-Metropolitan	Yes	18.70	No	76.53	Yes	27.70
32003002974	Metropolitan	No	18.70	No	82.90	No	3.60

AMERICAN OVERSIGHT

32003003411	Metropolitan	No	18.70	No	82.93	No	9.90
32031002802	Metropolitan	Yes	18.50	No	58.66	Yes	13.70
32003001610	Metropolitan	No	18.50	No	81.94	No	10.80
32003002845	Metropolitan	No	18.50	No	87.12	No	8.30
32031003306	Metropolitan	No	18.50	No	126.96	No	11.40
32003001004	Metropolitan	No	18.20	No	87.04	No	21.80
32001950302	Non-Metropolitan	Yes	18.10	No	77.22	Yes	14.70
32003005607	Metropolitan	Yes	18.10	No	67.89	Yes	14.70
32003003643	Metropolitan	No	18.00	No	91.54	No	10.90
32003005803	Metropolitan	No	18.00	No	113.42	No	8.90
32003002847	Metropolitan	Yes	17.90	No	70.64	Yes	9.20
32019960103	Non-Metropolitan	Yes	17.90	No	77.44	Yes	8.80
32003005014	Metropolitan	Yes	17.70	No	76.06	Yes	15.60
32019960302	Non-Metropolitan	No	17.60	No	93.12	No	10.40
32031001501	Metropolitan	No	17.60	No	81.70	No	9.50
32003004925	Metropolitan	No	17.50	No	86.21	No	10.30
32027960100	Non-Metropolitan	No	17.50	No	80.95	No	9.50
32003001711	Metropolitan	Yes	17.40	No	67.67	Yes	12.80
32003001003	Metropolitan	No	17.40	No	80.31	No	5.80
32003005105	Metropolitan	No	17.40	No	99.76	No	12.80
32023960300	Non-Metropolitan	No	17.40	No	87.21	No	2.80
32003002948	Metropolitan	Yes	17.10	No	76.07	Yes	11.50
32003003103	Metropolitan	Yes	17.10	No	67.37	Yes	23.30
32003003633	Metropolitan	Yes	17.10	No	72.03	Yes	26.70
32009950100	Non-Metropolitan	Yes	17.10	No	70.45	Yes	11.90
32003000101	Metropolitan	No	17.10	No	81.79	No	10.70
32003002831	Metropolitan	No	17.10	No	97.47	No	9.90
32003003628	Metropolitan	No	17.10	No	95.36	No	14.20
32003003613	Metropolitan	No	17.00	No	87.97	No	10.30
32003003427	Metropolitan	No	16.90	No	100.49	No	17.00
32003003625	Metropolitan	No	16.90	No	97.69	No	9.50
32003004717	Metropolitan	No	16.90	No	80.07	No	11.50
32003005006	Metropolitan	Yes	16.80	No	61.00	Yes	19.30
32003002946	Metropolitan	No	16.80	No	118.33	No	12.20
32031002801	Metropolitan	No	16.80	No	89.31	No	8.20
32023960401	Non-Metropolitan	Yes	16.70	No	70.33	Yes	17.60
32003000204	Metropolitan	No	16.60	No	119.10	No	9.80
32003002967	Metropolitan	Yes	16.50	No	65.38	Yes	10.70
32003005825	Metropolitan	No	16.50	No	83.14	No	13.40
32017950100	Non-Metropolitan	No	16.50	No	84.17	No	13.10
32003003409	Metropolitan	Yes	16.40	No	78.15	Yes	16.30
32021970700	Non-Metropolitan	No	16.40	No	103.51	No	11.80
32007951300	Non-Metropolitan	Yes	16.30	No	78.18	Yes	5.00
32003000109	Metropolitan	No	16.30	No	80.38	No	17.30
32003000105	Metropolitan	Yes	16.20	No	73.50	Yes	13.50
32003002936	Metropolitan	Yes	16.20	No	69.97	Yes	9.40
32003002970	Metropolitan	No	16.20	No	80.12	No	8.70

AMERICAN OVERSIGHT

32005001500	Non-Metropolitan	No	16.10	No	82.08	No	14.30
32031002614	Metropolitan	Yes	16.00	No	76.92	Yes	3.40
32003002979	Metropolitan	No	16.00	No	143.38	No	6.50
32003003615	Metropolitan	No	16.00	No	86.18	No	10.80
32031001005	Metropolitan	No	16.00	No	86.32	No	9.30
32003002828	Metropolitan	No	15.90	No	112.03	No	8.50
32031002407	Metropolitan	No	15.80	No	101.23	No	8.20
32003003631	Metropolitan	Yes	15.60	No	72.75	Yes	15.10
32003002975	Metropolitan	No	15.60	No	106.82	No	8.40
32003003250	Metropolitan	No	15.50	No	140.74	No	11.90
32003004915	Metropolitan	No	15.50	No	94.91	No	20.50
32003003254	Metropolitan	No	15.30	No	84.70	No	6.40
32003005806	Metropolitan	No	15.30	No	135.25	No	5.70
32023960200	Non-Metropolitan	No	15.30	No	100.27	No	9.40
32003001710	Metropolitan	Yes	15.20	No	77.25	Yes	11.60
32019960102	Non-Metropolitan	No	15.20	No	83.93	No	17.20
32031003000	Metropolitan	Yes	15.10	No	74.59	Yes	13.60
32003002707	Metropolitan	No	15.10	No	81.75	No	6.30
32003005312	Metropolitan	No	15.10	No	122.66	No	6.40
32031003106	Metropolitan	No	15.10	No	81.13	No	12.80
32031003307	Metropolitan	No	15.10	No	171.89	No	1.60
32003002938	Metropolitan	No	15.00	No	115.60	No	8.70
32003002822	Metropolitan	Yes	14.90	No	74.58	Yes	17.20
32031002205	Metropolitan	Yes	14.90	No	73.03	Yes	6.20
32003002827	Metropolitan	No	14.90	No	91.88	No	6.00
32003002951	Metropolitan	No	14.90	No	92.06	No	10.50
32007951202	Non-Metropolitan	No	14.80	No	126.33	No	8.80
32003003004	Metropolitan	Yes	14.70	No	54.80	Yes	11.80
32003003636	Metropolitan	No	14.70	No	130.71	No	6.30
32003005336	Metropolitan	No	14.70	No	85.57	No	10.70
32031002401	Metropolitan	No	14.70	No	101.62	No	5.50
32003005013	Metropolitan	Yes	14.60	No	79.64	Yes	11.80
32510000200	Metropolitan	No	14.60	No	109.20	No	4.80
32003007500	Metropolitan	No	14.50	No	133.67	No	8.20
32003005017	Metropolitan	No	14.40	No	109.57	No	9.60
32003002823	Metropolitan	Yes	14.30	No	72.85	Yes	9.80
32003001706	Metropolitan	No	14.30	No	98.30	No	16.40
32005001200	Non-Metropolitan	No	14.20	No	89.02	No	7.70
32003004917	Metropolitan	No	14.10	No	83.11	No	15.30
32003002942	Metropolitan	No	13.90	No	93.20	No	15.30
32003005351	Metropolitan	No	13.80	No	104.98	No	4.30
32005001400	Non-Metropolitan	No	13.80	No	106.93	No	6.60
32003002958	Metropolitan	Yes	13.70	No	74.20	Yes	8.30
32003005318	Metropolitan	No	13.70	No	197.37	No	5.00
32003005346	Metropolitan	No	13.70	No	106.59	No	5.50
32003005438	Metropolitan	Yes	13.60	No	64.98	Yes	12.10
32003000107	Metropolitan	No	13.60	No	101.01	No	11.00

AMERICAN OVERSIGHT

32003001707	Metropolitan	No	13.60	No	86.48	No	19.10
32003002944	Metropolitan	No	13.60	No	114.59	No	12.90
32003003240	Metropolitan	No	13.60	No	117.11	No	11.70
32003003626	Metropolitan	No	13.60	No	117.33	No	12.80
32003005355	Metropolitan	No	13.60	No	128.94	No	10.00
32003003413	Metropolitan	Yes	13.50	No	79.57	Yes	12.00
32003003001	Metropolitan	No	13.50	No	100.18	No	11.50
32003003229	Metropolitan	No	13.50	No	125.01	No	9.80
32031002901	Metropolitan	No	13.40	No	82.87	No	14.80
32031002106	Metropolitan	No	13.30	No	93.25	No	11.70
32003005102	Metropolitan	No	13.20	No	127.82	No	9.70
32003005104	Metropolitan	No	13.20	No	123.85	No	15.00
32003005705	Metropolitan	No	13.20	No	87.43	No	14.50
32003005842	Metropolitan	No	13.20	No	209.34	No	7.30
32031002105	Metropolitan	No	13.20	No	88.86	No	10.00
32003002961	Metropolitan	No	13.10	No	99.86	No	4.60
32003005341	Metropolitan	No	13.10	No	108.01	No	8.90
32003005809	Metropolitan	No	13.10	No	89.15	No	5.60
32003005818	Metropolitan	No	13.10	No	92.98	No	25.20
32013010701	Non-Metropolitan	No	13.10	No	109.44	No	5.60
32003003639	Metropolitan	No	13.00	No	81.41	No	14.70
32003005854	Metropolitan	No	13.00	No	86.48	No	7.80
32510000701	Metropolitan	No	13.00	No	99.35	No	11.70
32003003412	Metropolitan	No	12.90	No	94.98	No	12.00
32033970200	Non-Metropolitan	No	12.90	No	125.03	No	13.00
32510000400	Metropolitan	No	12.90	No	119.74	No	11.20
32003005012	Metropolitan	No	12.70	No	98.41	No	12.80
32031003305	Metropolitan	No	12.60	No	104.56	No	1.00
32003002832	Metropolitan	No	12.50	No	93.31	No	6.10
32003003003	Metropolitan	No	12.50	No	81.49	No	11.70
32003005612	Metropolitan	No	12.50	No	84.13	No	13.50
32031002408	Metropolitan	No	12.50	No	124.78	No	7.70
32003002950	Metropolitan	No	12.40	No	82.35	No	9.10
32003005902	Metropolitan	No	12.40	No	120.04	No	18.10
32031000300	Metropolitan	No	12.40	No	88.24	No	3.30
32003005615	Metropolitan	No	12.30	No	89.50	No	2.90
32003005853	Metropolitan	No	12.30	No	92.24	No	9.50
32023960100	Non-Metropolitan	No	12.30	No	134.41	No	6.70
32003003248	Metropolitan	No	12.20	No	108.76	No	9.30
32003003623	Metropolitan	No	12.20	No	92.25	No	10.00
32003003261	Metropolitan	No	12.10	No	121.24	No	9.10
32003004923	Metropolitan	No	12.10	No	99.45	No	5.90
32003005843	Metropolitan	No	12.10	No	139.05	No	16.10
32003003641	Metropolitan	No	12.00	No	81.98	No	14.70
32003005360	Metropolitan	No	12.00	No	111.48	No	10.70
32003003630	Metropolitan	No	11.90	No	108.81	No	9.40
32003005501	Metropolitan	No	11.90	No	94.99	No	15.90

AMERICAN OVERSIGHT

32003006700	Metropolitan	No	11.90	No	285.23	No	4.20
32001950100	Non-Metropolitan	No	11.80	No	98.06	No	9.50
32003001708	Metropolitan	No	11.80	No	87.55	No	14.70
32003003231	Metropolitan	No	11.80	No	130.83	No	8.60
32007950900	Non-Metropolitan	No	11.80	No	141.95	No	8.20
32003002949	Metropolitan	No	11.70	No	102.87	No	9.20
32005002500	Non-Metropolitan	No	11.70	No	85.86	No	16.60
32003003303	Metropolitan	No	11.60	No	89.24	No	12.80
32003005319	Metropolitan	No	11.60	No	119.80	No	11.70
32003002835	Metropolitan	No	11.50	No	99.29	No	12.50
32003005103	Metropolitan	No	11.50	No	102.09	No	12.30
32013010500	Non-Metropolitan	No	11.50	No	111.92	No	10.00
32015000300	Non-Metropolitan	No	11.50	No	128.79	No	12.00
32003005435	Metropolitan	No	11.40	No	112.40	No	14.70
32003005905	Metropolitan	No	11.40	No	91.80	No	5.20
32003003237	Metropolitan	No	11.30	No	118.85	No	5.10
32003003253	Metropolitan	No	11.30	No	98.63	No	12.70
32003005807	Metropolitan	No	11.30	No	111.00	No	9.30
32003002976	Metropolitan	No	11.20	No	118.45	No	3.00
32003005845	Metropolitan	No	11.20	No	133.41	No	8.20
32003006104	Metropolitan	No	11.20	No	105.63	No	8.80
32003002916	Metropolitan	No	11.10	No	95.29	No	5.30
32003005847	Metropolitan	No	11.10	No	107.11	No	13.20
32003005855	Metropolitan	No	11.10	No	133.55	No	4.10
32007950702	Non-Metropolitan	No	11.10	No	134.57	No	10.10
32003001803	Metropolitan	No	11.00	No	91.88	No	18.60
32003002838	Metropolitan	No	11.00	No	108.47	No	7.40
32003002968	Metropolitan	No	11.00	No	85.70	No	5.40
32003005829	Metropolitan	No	10.90	No	95.52	No	8.30
32031002616	Metropolitan	No	10.90	No	89.95	No	9.10
32003003306	Metropolitan	No	10.80	No	116.96	No	14.10
32003003642	Metropolitan	No	10.80	No	116.39	No	8.50
32003005832	Metropolitan	No	10.80	No	118.65	No	3.90
32031002411	Metropolitan	No	10.80	No	99.69	No	5.50
32003003632	Metropolitan	No	10.70	No	92.85	No	8.10
32003004910	Metropolitan	No	10.70	No	84.32	No	11.20
32003005352	Metropolitan	No	10.70	No	138.51	No	7.50
32007950701	Non-Metropolitan	No	10.70	No	162.35	No	3.90
32510000800	Metropolitan	No	10.70	No	117.45	No	11.60
32003005316	Metropolitan	No	10.60	No	125.87	No	10.40
32003005354	Metropolitan	No	10.60	No	133.95	No	8.70
32003005504	Metropolitan	No	10.60	No	100.67	No	12.40
32031003501	Metropolitan	No	10.60	No	114.47	No	9.50
32003005349	Metropolitan	No	10.50	No	133.17	No	7.80
32003005503	Metropolitan	No	10.50	No	108.27	No	14.40
32005002000	Non-Metropolitan	No	10.50	No	95.49	No	11.50
32031002617	Metropolitan	No	10.40	No	84.77	No	10.50

AMERICAN OVERSIGHT

32003003637	Metropolitan	No	10.30	No	82.67	No	4.90
32003003238	Metropolitan	No	10.20	No	104.37	No	2.40
32003003311	Metropolitan	No	10.20	No	109.69	No	9.60
32003005109	Metropolitan	No	10.20	No	105.71	No	5.00
32031002610	Metropolitan	No	10.20	No	97.53	No	8.50
32003001714	Metropolitan	No	10.10	No	111.72	No	12.00
32003002808	Metropolitan	No	10.10	No	134.71	No	7.50
32003002953	Metropolitan	No	10.10	No	100.33	No	7.30
32003003609	Metropolitan	No	10.10	No	109.78	No	7.00
32031002615	Metropolitan	No	10.10	No	113.41	No	6.60
32001950700	Non-Metropolitan	No	10.00	No	116.21	No	9.50
32003002940	Metropolitan	No	10.00	No	118.54	No	8.60
32003003315	Metropolitan	No	10.00	No	120.68	No	8.00
32003003618	Metropolitan	No	10.00	No	110.57	No	8.70
32033970100	Non-Metropolitan	No	10.00	No	92.85	No	5.40
32003003408	Metropolitan	No	9.90	No	124.35	No	13.10
32003005321	Metropolitan	No	9.90	No	153.90	No	9.20
32033970300	Non-Metropolitan	No	9.90	No	105.34	No	8.60
32003002978	Metropolitan	No	9.80	No	104.15	No	5.50
32003005347	Metropolitan	No	9.80	No	139.41	No	9.20
32017950200	Non-Metropolitan	No	9.80	No	95.21	No	10.40
32031002206	Metropolitan	No	9.80	No	115.27	No	6.40
32031002410	Metropolitan	No	9.80	No	93.95	No	12.80
32003003005	Metropolitan	No	9.70	No	102.60	No	17.90
32003003235	Metropolitan	No	9.70	No	99.08	No	10.70
32003003245	Metropolitan	No	9.70	No	127.99	No	6.70
32003005343	Metropolitan	No	9.70	No	114.91	No	11.40
32011000100	Non-Metropolitan	No	9.70	No	155.95	No	4.70
32003002814	Metropolitan	No	9.60	No	141.18	No	9.60
32003004918	Metropolitan	No	9.60	No	111.18	No	14.40
32031003110	Metropolitan	No	9.60	No	122.43	No	11.70
32003002983	Metropolitan	No	9.50	No	105.36	No	7.30
32003002833	Metropolitan	No	9.40	No	107.35	No	7.80
32003003230	Metropolitan	No	9.40	No	118.28	No	6.60
32003005108	Metropolitan	No	9.40	No	101.15	No	9.60
32003005311	Metropolitan	No	9.40	No	119.43	No	9.80
32003002947	Metropolitan	No	9.30	No	145.69	No	5.70
32003004919	Metropolitan	No	9.30	No	138.40	No	7.30
32003003260	Metropolitan	No	9.20	No	80.84	No	13.10
32003003634	Metropolitan	No	9.20	No	86.46	No	17.30
32003005813	Metropolitan	No	9.10	No	81.59	No	11.20
32510000100	Metropolitan	No	9.10	No	118.53	No	9.60
32003003249	Metropolitan	No	9.00	No	161.90	No	10.80
32003003251	Metropolitan	No	9.00	No	179.37	No	5.20
32013010600	Non-Metropolitan	No	9.00	No	99.92	No	9.70
32003002830	Metropolitan	No	8.90	No	116.17	No	12.70
32003003227	Metropolitan	No	8.90	No	145.28	No	11.30

AMERICAN OVERSIGHT

32003003241	Metropolitan	No	8.90	No	126.84	No	10.40
32003002956	Metropolitan	Yes	8.80	No	65.05	Yes	11.00
32003001713	Metropolitan	No	8.80	No	108.37	No	9.30
32003002981	Metropolitan	No	8.80	No	118.75	No	3.70
32023960406	Non-Metropolitan	No	8.80	No	90.63	No	11.30
32003002969	Metropolitan	Yes	8.70	No	57.38	Yes	5.20
32003002935	Metropolitan	No	8.70	No	85.00	No	11.20
32003003307	Metropolitan	No	8.70	No	108.53	No	10.90
32003003316	Metropolitan	No	8.70	No	169.71	No	8.80
32003003318	Metropolitan	No	8.70	No	116.59	No	9.70
32003005107	Metropolitan	No	8.70	No	116.67	No	8.50
32003003219	Metropolitan	No	8.60	No	122.85	No	5.90
32003003414	Metropolitan	No	8.60	No	131.16	No	9.20
32031003514	Metropolitan	No	8.60	No	141.42	No	7.40
32510000702	Metropolitan	No	8.60	No	116.79	No	7.50
32003002826	Metropolitan	No	8.50	No	101.16	No	13.10
32005002100	Non-Metropolitan	No	8.50	No	118.70	No	2.60
32003005333	Metropolitan	No	8.40	No	169.02	No	7.70
32003005437	Metropolitan	No	8.40	No	142.92	No	10.10
32003005502	Metropolitan	No	8.40	No	152.13	No	8.10
32003003607	Metropolitan	No	8.30	No	115.94	No	10.30
32031002603	Metropolitan	No	8.30	No	130.98	No	9.80
32003002848	Metropolitan	No	8.20	No	102.37	No	13.00
32003003309	Metropolitan	No	8.20	No	147.44	No	9.80
32003003416	Metropolitan	No	8.20	No	124.56	No	4.70
32005001700	Non-Metropolitan	No	8.10	No	100.76	No	4.40
32003005851	Metropolitan	No	8.00	No	97.57	No	5.60
32031001012	Metropolitan	No	8.00	No	132.64	No	4.30
32003001006	Metropolitan	No	7.90	No	113.18	No	10.80
32003005007	Metropolitan	No	7.90	No	118.40	No	5.30
32003005101	Metropolitan	No	7.90	No	94.56	No	10.60
32003005808	Metropolitan	No	7.90	No	112.53	No	9.20
32003005827	Metropolitan	No	7.90	No	147.28	No	8.80
32510001002	Metropolitan	No	7.90	No	131.89	No	6.40
32003003410	Metropolitan	No	7.70	No	106.49	No	7.10
32003004926	Metropolitan	No	7.70	No	100.82	No	8.00
32003005840	Metropolitan	No	7.70	No	103.56	No	6.40
32003003305	Metropolitan	No	7.60	No	116.35	No	10.60
32003005357	Metropolitan	No	7.60	No	122.99	No	4.00
32003005856	Metropolitan	No	7.60	No	130.35	No	3.30
32031003309	Metropolitan	No	7.60	No	178.78	No	8.60
32003002843	Metropolitan	No	7.50	No	113.79	No	7.30
32003005805	Metropolitan	No	7.50	No	162.45	No	6.50
32003005849	Metropolitan	No	7.50	No	96.74	No	6.10
32029970200	Metropolitan	No	7.50	No	103.77	No	10.30
32031003105	Metropolitan	No	7.50	No	112.31	No	8.80
32003003319	Metropolitan	No	7.40	No	118.36	No	7.60

AMERICAN OVERSIGHT

32003003627	Metropolitan	No	7.40	No	87.54	No	12.00
32003004907	Metropolitan	No	7.40	No	158.77	No	9.90
32003005322	Metropolitan	No	7.40	No	136.59	No	9.40
32003005826	Metropolitan	No	7.40	No	121.58	No	7.10
32003005833	Metropolitan	No	7.40	No	128.60	No	4.30
32003002952	Metropolitan	No	7.30	No	100.79	No	9.50
32003003210	Metropolitan	No	7.30	No	109.53	No	10.90
32003003610	Metropolitan	No	7.30	No	110.92	No	12.90
32003003624	Metropolitan	No	7.30	No	85.67	No	5.10
32003005320	Metropolitan	No	7.30	No	126.29	No	10.60
32003005834	Metropolitan	No	7.30	No	142.98	No	6.90
32003002939	Metropolitan	No	7.20	No	190.32	No	12.40
32003005811	Metropolitan	No	7.20	No	106.22	No	9.00
32003005831	Metropolitan	No	7.20	No	162.57	No	8.00
32031001101	Metropolitan	No	7.20	No	143.87	No	9.70
32003003232	Metropolitan	No	7.10	No	186.16	No	7.50
32003003242	Metropolitan	No	7.10	No	235.14	No	11.40
32031003308	Metropolitan	No	7.10	No	223.56	No	3.50
32003002302	Metropolitan	No	7.00	No	100.37	No	10.30
32003002842	Metropolitan	No	7.00	No	123.22	No	8.80
32003003252	Metropolitan	No	7.00	No	140.34	No	10.30
32003003321	Metropolitan	No	7.00	No	207.25	No	3.40
32003005348	Metropolitan	No	7.00	No	166.32	No	5.30
32019960101	Non-Metropolitan	No	7.00	No	103.84	No	10.20
32019960800	Non-Metropolitan	No	7.00	No	97.25	No	6.70
32031002104	Metropolitan	No	7.00	No	108.75	No	4.60
32003002982	Metropolitan	No	6.90	No	134.43	No	5.40
32003003640	Metropolitan	No	6.90	No	90.69	No	10.50
32031001010	Metropolitan	No	6.90	No	156.63	No	5.00
32003005337	Metropolitan	No	6.80	No	157.18	No	10.70
32003005850	Metropolitan	No	6.80	No	98.07	No	6.00
32031001103	Metropolitan	No	6.80	No	220.13	No	5.00
32003005433	Metropolitan	No	6.70	No	124.11	No	12.90
32003007600	Metropolitan	No	6.70	No	108.76	No	12.10
32003002915	Metropolitan	No	6.60	No	117.99	No	6.30
32003002980	Metropolitan	No	6.60	No	104.90	No	4.80
32003003310	Metropolitan	No	6.50	No	175.04	No	11.40
32003005837	Metropolitan	No	6.50	No	137.12	No	8.30
32005001600	Non-Metropolitan	No	6.50	No	198.51	No	6.20
32001950600	Non-Metropolitan	No	6.40	No	136.06	No	6.00
32003002985	Metropolitan	No	6.40	No	119.92	No	6.70
32003005824	Metropolitan	No	6.40	No	192.89	No	3.10
32005001300	Non-Metropolitan	No	6.30	No	132.05	No	13.60
32003003629	Metropolitan	No	6.20	No	116.49	No	7.30
32003005434	Metropolitan	No	6.20	No	126.54	No	10.20
32003005830	Metropolitan	No	6.20	No	108.65	No	9.60
32013010702	Non-Metropolitan	No	6.20	No	164.74	No	5.20

AMERICAN OVERSIGHT

32003001717	Metropolitan	No	6.10	No	130.33	No	13.10
32003003234	Metropolitan	No	6.10	No	114.99	No	11.10
32031001014	Metropolitan	No	6.10	No	126.20	No	3.00
32003005015	Metropolitan	No	6.00	No	120.84	No	4.70
32007951402	Non-Metropolitan	No	6.00	No	172.16	No	1.60
32003002836	Metropolitan	No	5.90	No	110.42	No	13.10
32003005359	Metropolitan	No	5.90	No	161.40	No	7.60
32007950200	Non-Metropolitan	No	5.90	No	104.65	No	6.80
32003005841	Metropolitan	No	5.80	No	225.67	No	8.70
32005001800	Non-Metropolitan	No	5.80	No	149.07	No	5.20
32003002977	Metropolitan	No	5.70	No	129.76	No	4.80
32003003247	Metropolitan	No	5.70	No	126.64	No	13.10
32003002811	Metropolitan	No	5.60	No	124.39	No	12.30
32003005836	Metropolitan	No	5.60	No	151.08	No	9.90
32003002824	Metropolitan	No	5.50	No	120.04	No	13.00
32003003239	Metropolitan	No	5.50	No	122.66	No	6.00
32003003612	Metropolitan	No	5.50	No	96.74	No	6.10
32003005317	Metropolitan	No	5.50	No	118.20	No	9.80
32003006900	Metropolitan	No	5.50	No	143.13	No	9.60
32031003203	Metropolitan	No	5.50	No	169.70	No	7.70
32003003244	Metropolitan	No	5.40	No	98.46	No	7.60
32003005436	Metropolitan	No	5.40	No	102.40	No	8.40
32003005711	Metropolitan	No	5.40	No	148.10	No	2.10
32031002412	Metropolitan	No	5.40	No	144.66	No	8.70
32003003312	Metropolitan	No	5.30	No	202.65	No	8.30
32003005338	Metropolitan	No	5.30	No	111.95	No	13.60
32031002409	Metropolitan	No	5.30	No	136.21	No	2.60
32510000300	Metropolitan	No	5.30	No	159.03	No	14.60
32003005315	Metropolitan	No	5.20	No	122.58	No	6.90
32005002300	Non-Metropolitan	No	5.20	No	156.82	No	5.70
32031003202	Metropolitan	No	5.20	No	117.35	No	9.90
32003002837	Metropolitan	No	5.10	No	133.38	No	9.70
32003003213	Metropolitan	No	5.10	No	132.78	No	17.80
32003003243	Metropolitan	No	5.10	No	161.92	No	7.50
32003003308	Metropolitan	No	5.10	No	148.11	No	11.50
32003005715	Metropolitan	No	5.10	No	195.30	No	3.40
32003005822	Metropolitan	No	5.10	No	185.11	No	11.70
32007951000	Non-Metropolitan	No	5.10	No	117.76	No	5.90
32031001015	Metropolitan	No	5.10	No	184.36	No	7.40
32003003226	Metropolitan	No	5.00	No	191.61	No	5.70
32003003262	Metropolitan	No	5.00	No	111.27	No	8.40
32003005712	Metropolitan	No	5.00	No	122.52	No	8.70
32003005804	Metropolitan	No	5.00	No	144.78	No	9.90
32007950800	Non-Metropolitan	No	5.00	No	113.68	No	3.60
32003003620	Metropolitan	No	4.90	No	170.98	No	7.60
32003005335	Metropolitan	No	4.90	No	140.27	No	13.00
32003005852	Metropolitan	No	4.90	No	115.67	No	N/A

AMERICAN OVERSIGHT

32031002208	Metropolitan	No	4.90	No	120.48	No	6.20
32003005350	Metropolitan	No	4.80	No	167.52	No	8.80
32003005613	Metropolitan	No	4.80	No	126.90	No	8.40
32003005713	Metropolitan	No	4.80	No	135.01	No	5.40
32003005716	Metropolitan	No	4.80	No	134.42	No	8.50
32003005838	Metropolitan	No	4.80	No	124.63	No	4.50
32003005839	Metropolitan	No	4.80	No	171.55	No	4.90
32003003635	Metropolitan	No	4.70	No	122.95	No	9.80
32031002103	Metropolitan	No	4.70	No	98.54	No	8.20
32031002210	Metropolitan	No	4.70	No	149.39	No	4.70
32031002302	Metropolitan	No	4.70	No	158.34	No	7.00
32031003508	Metropolitan	No	4.70	No	153.05	No	7.20
32031003513	Metropolitan	No	4.60	No	109.77	No	4.50
32031002618	Metropolitan	No	4.50	No	106.05	No	14.40
32003002846	Metropolitan	No	4.40	No	122.97	No	7.70
32003005106	Metropolitan	No	4.40	No	118.37	No	8.00
32003002834	Metropolitan	No	4.30	No	100.49	No	5.90
32003003313	Metropolitan	No	4.30	No	118.74	No	9.70
32003005904	Metropolitan	No	4.30	No	108.91	No	7.70
32005001000	Non-Metropolitan	No	4.30	No	115.24	No	8.70
32031001013	Metropolitan	No	4.30	No	204.88	No	1.90
32031003109	Metropolitan	No	4.30	No	98.50	No	11.30
32031003512	Metropolitan	No	4.30	No	139.56	No	6.20
32003002844	Metropolitan	No	4.20	No	101.79	No	5.20
32003005356	Metropolitan	No	4.20	No	172.93	No	10.10
32003005903	Metropolitan	No	4.20	No	95.33	No	7.90
32031003511	Metropolitan	No	4.20	No	131.52	No	4.50
32005002200	Non-Metropolitan	No	4.10	No	128.48	No	3.20
32031001105	Metropolitan	No	4.10	No	198.75	No	3.80
32003003208	Metropolitan	No	4.00	No	186.32	No	5.90
32003003223	Metropolitan	No	4.00	No	199.80	No	6.70
32003003622	Metropolitan	No	4.00	No	131.81	No	3.30
32003005342	Metropolitan	No	4.00	No	109.71	No	12.40
32031003504	Metropolitan	No	4.00	No	139.00	No	11.90
32003003214	Metropolitan	No	3.90	No	85.16	No	11.20
32003005353	Metropolitan	No	3.90	No	122.27	No	8.60
32003003246	Metropolitan	No	3.80	No	124.96	No	8.60
32003005846	Metropolitan	No	3.80	No	158.22	No	3.80
32031003515	Metropolitan	No	3.80	No	156.15	No	9.20
32003001005	Metropolitan	No	3.70	No	218.39	No	2.80
32003002303	Metropolitan	No	3.70	No	198.09	No	1.70
32003002829	Metropolitan	No	3.70	No	137.16	No	8.60
32003003222	Metropolitan	No	3.70	No	122.36	No	9.40
32003003233	Metropolitan	No	3.70	No	154.98	No	6.40
32003003621	Metropolitan	No	3.70	No	98.59	No	8.60
32003005314	Metropolitan	No	3.70	No	171.58	No	12.70
32003005828	Metropolitan	No	3.70	No	138.47	No	3.30

AMERICAN OVERSIGHT

32007951401	Non-Metropolitan	No	3.70	No	126.20	No	4.60
32031003108	Metropolitan	No	3.70	No	120.22	No	7.10
32003005313	Metropolitan	No	3.50	No	139.41	No	5.20
32003002841	Metropolitan	No	3.40	No	159.65	No	3.10
32031003503	Metropolitan	No	3.40	No	105.43	No	5.60
32003003619	Metropolitan	No	3.30	No	225.93	No	4.90
32007951600	Non-Metropolitan	No	3.30	No	136.02	No	5.80
32031002613	Metropolitan	No	3.30	No	113.30	No	13.50
32031003204	Metropolitan	No	3.30	No	164.04	No	8.80
32003003211	Metropolitan	No	3.20	No	85.62	No	13.20
32003003320	Metropolitan	No	3.20	No	125.89	No	4.00
32003005844	Metropolitan	No	3.20	No	141.91	No	8.80
32031002209	Metropolitan	No	3.10	No	160.84	No	4.10
32001950400	Non-Metropolitan	Yes	3.00	No	69.77	Yes	14.80
32003002984	Metropolitan	No	2.90	No	135.64	No	2.00
32003003317	Metropolitan	No	2.90	No	130.54	No	6.70
32003005714	Metropolitan	No	2.90	No	124.77	No	17.30
32031001104	Metropolitan	No	2.80	No	150.25	No	5.50
32003005016	Metropolitan	No	2.70	No	81.31	No	11.70
32031002301	Metropolitan	No	2.70	No	139.68	No	5.70
32003005823	Metropolitan	No	2.60	No	231.30	No	7.20
32003005358	Metropolitan	No	2.40	No	152.33	No	4.40
32031003509	Metropolitan	No	2.40	No	115.49	No	7.60
32003003204	Metropolitan	No	2.30	No	147.79	No	6.80
32031001011	Metropolitan	No	2.30	No	189.90	No	4.70
32031002207	Metropolitan	No	2.20	No	150.85	No	4.30
32005001900	Non-Metropolitan	No	2.10	No	217.13	No	10.00
32003005835	Metropolitan	No	1.70	No	215.92	No	2.90
32003005432	Metropolitan	No	1.60	No	137.44	No	5.90
32003003314	Metropolitan	No	1.40	No	135.26	No	5.60
32031003507	Metropolitan	No	1.30	No	119.14	No	4.90
32003003236	Metropolitan	No	1.10	No	106.07	No	4.90
32003003218	Metropolitan	No	1.00	No	187.86	No	8.10
32007951201	Non-Metropolitan	No	0.90	No	176.11	No	1.40
32003002957	Metropolitan	No	0.60	No	209.17	No	1.80

AMERICAN OVERSIGHT

County Code	State Abbreviation	State Name	County Name	Census Tract Unemployment to National Unemployment Ratio	Is Tract Unemployment to National Unemployment Ratio >1.5?	Population for whom poverty status is determined 2011-2015 ACS
32005	NV	Nevada	Douglas	N/A	No	-
32023	NV	Nevada	Nye	N/A	No	-
32031	NV	Nevada	Washoe	N/A	No	-
32031	NV	Nevada	Washoe	N/A	No	-
32031	NV	Nevada	Washoe	N/A	No	-
32031	NV	Nevada	Washoe	N/A	No	-
32031	NV	Nevada	Washoe	N/A	No	-
32031	NV	Nevada	Washoe	N/A	No	-
32510	NV	Nevada	Carson City	N/A	No	-
32031	NV	Nevada	Washoe	1.08	No	4,787
32003	NV	Nevada	Clark	2.43	Yes	1,551
32003	NV	Nevada	Clark	1.73	Yes	4,220
32003	NV	Nevada	Clark	4.51	Yes	1,998
32003	NV	Nevada	Clark	3.35	Yes	4,820
32031	NV	Nevada	Washoe	3.05	Yes	2,694
32003	NV	Nevada	Clark	1.87	Yes	4,688
32003	NV	Nevada	Clark	2.49	Yes	2,284
32003	NV	Nevada	Clark	1.63	Yes	3,880
32003	NV	Nevada	Clark	2.65	Yes	2,957
32003	NV	Nevada	Clark	3.01	Yes	4,942
32003	NV	Nevada	Clark	2.40	Yes	2,651
32003	NV	Nevada	Clark	1.82	Yes	3,278
32003	NV	Nevada	Clark	1.69	Yes	3,330
32003	NV	Nevada	Clark	1.58	Yes	4,024
32003	NV	Nevada	Clark	2.18	Yes	2,217
32031	NV	Nevada	Washoe	2.01	Yes	3,827
32003	NV	Nevada	Clark	1.37	No	3,865
32003	NV	Nevada	Clark	2.28	Yes	4,038
32003	NV	Nevada	Clark	2.53	Yes	3,470
32003	NV	Nevada	Clark	2.12	Yes	3,463
32003	NV	Nevada	Clark	2.06	Yes	2,297
32003	NV	Nevada	Clark	1.46	No	1,781
32003	NV	Nevada	Clark	2.29	Yes	7,234
32003	NV	Nevada	Clark	1.70	Yes	2,633
32003	NV	Nevada	Clark	2.37	Yes	4,523
32003	NV	Nevada	Clark	2.06	Yes	4,184
32031	NV	Nevada	Washoe	1.95	Yes	3,957
32031	NV	Nevada	Washoe	1.58	Yes	4,156
32003	NV	Nevada	Clark	2.39	Yes	2,885
32003	NV	Nevada	Clark	2.66	Yes	1,958
32003	NV	Nevada	Clark	2.43	Yes	1,564

AMERICAN OVERSIGHT

32003	NV	Nevada	Clark	1.54	Yes	2,626
32003	NV	Nevada	Clark	1.80	Yes	4,564
32003	NV	Nevada	Clark	2.24	Yes	4,648
32003	NV	Nevada	Clark	2.42	Yes	3,328
32003	NV	Nevada	Clark	1.40	No	6,324
32003	NV	Nevada	Clark	2.98	Yes	3,578
32003	NV	Nevada	Clark	2.57	Yes	2,777
32003	NV	Nevada	Clark	1.17	No	3,715
32003	NV	Nevada	Clark	2.10	Yes	4,370
32031	NV	Nevada	Washoe	0.71	No	3,246
32003	NV	Nevada	Clark	1.58	Yes	2,417
32003	NV	Nevada	Clark	1.78	Yes	2,388
32019	NV	Nevada	Lyon	1.43	No	2,055
32003	NV	Nevada	Clark	1.72	Yes	2,978
32003	NV	Nevada	Clark	1.66	Yes	2,639
32003	NV	Nevada	Clark	1.72	Yes	4,087
32031	NV	Nevada	Washoe	1.76	Yes	6,645
32003	NV	Nevada	Clark	2.16	Yes	2,985
32003	NV	Nevada	Clark	2.57	Yes	2,605
32031	NV	Nevada	Washoe	1.60	Yes	5,018
32003	NV	Nevada	Clark	1.76	Yes	3,399
32001	NV	Nevada	Churchill	2.36	Yes	3,784
32003	NV	Nevada	Clark	2.86	Yes	724
32003	NV	Nevada	Clark	1.57	Yes	5,602
32003	NV	Nevada	Clark	1.69	Yes	4,643
32003	NV	Nevada	Clark	2.27	Yes	3,022
32031	NV	Nevada	Washoe	2.53	Yes	1,541
32031	NV	Nevada	Washoe	2.12	Yes	2,863
32003	NV	Nevada	Clark	1.60	Yes	1,271
32003	NV	Nevada	Clark	2.14	Yes	4,842
32003	NV	Nevada	Clark	1.20	No	2,879
32031	NV	Nevada	Washoe	2.02	Yes	1,787
32003	NV	Nevada	Clark	1.67	Yes	6,768
32003	NV	Nevada	Clark	1.57	Yes	4,715
32003	NV	Nevada	Clark	2.10	Yes	5,449
32031	NV	Nevada	Washoe	1.83	Yes	4,039
32031	NV	Nevada	Washoe	1.36	No	2,571
32510	NV	Nevada	Carson City	2.14	Yes	4,406
32003	NV	Nevada	Clark	1.82	Yes	6,335
32003	NV	Nevada	Clark	2.05	Yes	5,526
32003	NV	Nevada	Clark	1.33	No	5,993
32003	NV	Nevada	Clark	2.93	Yes	4,735
32003	NV	Nevada	Clark	2.46	Yes	4,035
32003	NV	Nevada	Clark	2.86	Yes	3,005
32003	NV	Nevada	Clark	1.88	Yes	3,701
32031	NV	Nevada	Washoe	1.93	Yes	3,592
32031	NV	Nevada	Washoe	1.48	No	4,441

AMERICAN OVERSIGHT

32003	NV	Nevada	Clark	1.63	Yes	4,678
32003	NV	Nevada	Clark	2.49	Yes	1,990
32003	NV	Nevada	Clark	3.08	Yes	3,259
32003	NV	Nevada	Clark	2.35	Yes	4,826
32003	NV	Nevada	Clark	1.66	Yes	4,135
32003	NV	Nevada	Clark	1.20	No	4,768
32003	NV	Nevada	Clark	1.46	No	4,205
32003	NV	Nevada	Clark	1.71	Yes	2,784
32003	NV	Nevada	Clark	1.76	Yes	4,454
32003	NV	Nevada	Clark	1.33	No	5,443
32003	NV	Nevada	Clark	2.57	Yes	2,466
32003	NV	Nevada	Clark	1.49	No	4,666
32021	NV	Nevada	Mineral	2.94	Yes	1,413
32031	NV	Nevada	Washoe	1.37	No	5,427
32001	NV	Nevada	Churchill	2.05	Yes	1,518
32007	NV	Nevada	Elko	0.80	No	4,656
32510	NV	Nevada	Carson City	2.20	Yes	3,078
32003	NV	Nevada	Clark	1.35	No	2,173
32003	NV	Nevada	Clark	1.14	No	3,821
32019	NV	Nevada	Lyon	3.00	Yes	3,080
32031	NV	Nevada	Washoe	2.04	Yes	4,375
32003	NV	Nevada	Clark	1.87	Yes	4,865
32003	NV	Nevada	Clark	1.46	No	3,867
32003	NV	Nevada	Clark	0.84	No	4,343
32023	NV	Nevada	Nye	2.54	Yes	5,007
32003	NV	Nevada	Clark	1.20	No	3,837
32003	NV	Nevada	Clark	2.02	Yes	1,734
32003	NV	Nevada	Clark	1.69	Yes	4,597
32003	NV	Nevada	Clark	2.41	Yes	3,897
32003	NV	Nevada	Clark	2.06	Yes	3,921
32003	NV	Nevada	Clark	1.65	Yes	5,319
32003	NV	Nevada	Clark	2.87	Yes	6,990
32003	NV	Nevada	Clark	2.05	Yes	5,295
32003	NV	Nevada	Clark	1.66	Yes	3,833
32003	NV	Nevada	Clark	2.01	Yes	5,819
32003	NV	Nevada	Clark	2.67	Yes	3,717
32003	NV	Nevada	Clark	3.07	Yes	3,293
32003	NV	Nevada	Clark	1.45	No	4,534
32007	NV	Nevada	Elko	1.47	No	3,288
32023	NV	Nevada	Nye	2.14	Yes	3,368
32003	NV	Nevada	Clark	1.53	Yes	6,747
32003	NV	Nevada	Clark	1.54	Yes	3,143
32003	NV	Nevada	Clark	1.70	Yes	2,671
32003	NV	Nevada	Clark	1.65	Yes	5,437
32003	NV	Nevada	Clark	1.67	Yes	5,614
32003	NV	Nevada	Clark	0.72	No	931
32031	NV	Nevada	Washoe	0.78	No	3,399

AMERICAN OVERSIGHT

32003	NV	Nevada	Clark	2.10	Yes	5,582
32003	NV	Nevada	Clark	1.98	Yes	3,939
32003	NV	Nevada	Clark	2.24	Yes	2,946
32031	NV	Nevada	Washoe	0.99	No	3,504
32003	NV	Nevada	Clark	1.23	No	3,109
32003	NV	Nevada	Clark	1.14	No	3,382
32003	NV	Nevada	Clark	2.14	Yes	4,487
32003	NV	Nevada	Clark	2.27	Yes	6,605
32003	NV	Nevada	Clark	1.25	No	2,049
32003	NV	Nevada	Clark	2.04	Yes	3,335
32003	NV	Nevada	Clark	1.34	No	3,074
32031	NV	Nevada	Washoe	2.45	Yes	4,709
32003	NV	Nevada	Clark	1.54	Yes	5,429
32003	NV	Nevada	Clark	1.54	Yes	3,173
32003	NV	Nevada	Clark	1.47	No	4,093
32003	NV	Nevada	Clark	1.39	No	5,129
32003	NV	Nevada	Clark	1.34	No	3,684
32003	NV	Nevada	Clark	2.33	Yes	6,917
32003	NV	Nevada	Clark	2.18	Yes	3,073
32003	NV	Nevada	Clark	0.98	No	1,927
32003	NV	Nevada	Clark	1.58	Yes	3,996
32003	NV	Nevada	Clark	2.28	Yes	5,691
32031	NV	Nevada	Washoe	0.78	No	4,344
32510	NV	Nevada	Carson City	1.83	Yes	6,141
32003	NV	Nevada	Clark	0.98	No	4,561
32031	NV	Nevada	Washoe	1.41	No	4,886
32019	NV	Nevada	Lyon	2.19	Yes	5,553
32031	NV	Nevada	Washoe	0.81	No	2,452
32003	NV	Nevada	Clark	2.10	Yes	2,755
32003	NV	Nevada	Clark	1.40	No	3,604
32031	NV	Nevada	Washoe	0.49	No	2,895
32003	NV	Nevada	Clark	1.49	No	5,126
32003	NV	Nevada	Clark	1.71	Yes	3,758
32003	NV	Nevada	Clark	1.77	Yes	3,859
32003	NV	Nevada	Clark	2.14	Yes	4,729
32003	NV	Nevada	Clark	1.30	No	5,049
32031	NV	Nevada	Washoe	0.58	No	5,278
32003	NV	Nevada	Clark	1.77	Yes	4,501
32023	NV	Nevada	Nye	1.27	No	4,852
32031	NV	Nevada	Washoe	0.63	No	5,536
32003	NV	Nevada	Clark	1.95	Yes	6,419
32003	NV	Nevada	Clark	1.33	No	2,701
32031	NV	Nevada	Washoe	1.27	No	3,674
32003	NV	Nevada	Clark	1.00	No	3,713
32003	NV	Nevada	Clark	1.18	No	3,753
32003	NV	Nevada	Clark	2.17	Yes	3,132
32003	NV	Nevada	Clark	2.49	Yes	4,183

AMERICAN OVERSIGHT

32510	NV	Nevada	Carson City	0.95	No	5,362
32003	NV	Nevada	Clark	1.77	Yes	3,922
32003	NV	Nevada	Clark	1.87	Yes	5,346
32003	NV	Nevada	Clark	1.34	No	3,856
32003	NV	Nevada	Clark	2.39	Yes	1,542
32003	NV	Nevada	Clark	1.27	No	4,736
32031	NV	Nevada	Washoe	1.06	No	2,296
32003	NV	Nevada	Clark	0.66	No	1,339
32005	NV	Nevada	Douglas	1.16	No	5,405
32031	NV	Nevada	Washoe	1.22	No	5,225
32003	NV	Nevada	Clark	1.31	No	2,964
32003	NV	Nevada	Clark	1.58	Yes	3,604
32031	NV	Nevada	Washoe	1.67	Yes	4,434
32003	NV	Nevada	Clark	0.88	No	3,763
32005	NV	Nevada	Douglas	2.05	Yes	1,596
32003	NV	Nevada	Clark	1.83	Yes	5,668
32003	NV	Nevada	Clark	2.11	Yes	4,191
32031	NV	Nevada	Washoe	0.73	No	6,180
32003	NV	Nevada	Clark	1.31	No	5,392
32003	NV	Nevada	Clark	1.82	Yes	1,142
32031	NV	Nevada	Washoe	1.30	No	2,491
32003	NV	Nevada	Clark	1.83	Yes	4,313
32003	NV	Nevada	Clark	1.49	No	4,442
32003	NV	Nevada	Clark	1.80	Yes	4,667
32003	NV	Nevada	Clark	1.07	No	1,619
32003	NV	Nevada	Clark	1.54	Yes	2,553
32031	NV	Nevada	Washoe	1.04	No	5,177
32023	NV	Nevada	Nye	2.00	Yes	8,029
32003	NV	Nevada	Clark	1.39	No	4,473
32003	NV	Nevada	Clark	2.34	Yes	3,516
32003	NV	Nevada	Clark	1.58	Yes	2,618
32003	NV	Nevada	Clark	0.99	No	4,682
32031	NV	Nevada	Washoe	1.42	No	4,796
32003	NV	Nevada	Clark	1.67	Yes	3,480
32003	NV	Nevada	Clark	1.08	No	5,086
32031	NV	Nevada	Washoe	1.16	No	3,284
32031	NV	Nevada	Washoe	1.36	No	3,945
32031	NV	Nevada	Washoe	1.57	Yes	4,690
32510	NV	Nevada	Carson City	1.29	No	5,135
32003	NV	Nevada	Clark	1.17	No	1,101
32003	NV	Nevada	Clark	1.49	No	1,764
32003	NV	Nevada	Clark	1.22	No	4,364
32019	NV	Nevada	Lyon	0.83	No	4,297
32031	NV	Nevada	Washoe	0.89	No	4,878
32003	NV	Nevada	Clark	1.46	No	6,479
32019	NV	Nevada	Lyon	3.34	Yes	4,294
32003	NV	Nevada	Clark	0.43	No	5,404

AMERICAN OVERSIGHT

32003	NV	Nevada	Clark	1.19	No	3,770
32031	NV	Nevada	Washoe	1.65	Yes	5,543
32003	NV	Nevada	Clark	1.30	No	3,113
32003	NV	Nevada	Clark	1.00	No	4,895
32031	NV	Nevada	Washoe	1.37	No	1,546
32003	NV	Nevada	Clark	2.63	Yes	6,982
32001	NV	Nevada	Churchill	1.77	Yes	5,041
32003	NV	Nevada	Clark	1.77	Yes	3,582
32003	NV	Nevada	Clark	1.31	No	5,201
32003	NV	Nevada	Clark	1.07	No	4,272
32003	NV	Nevada	Clark	1.11	No	3,726
32019	NV	Nevada	Lyon	1.06	No	1,302
32003	NV	Nevada	Clark	1.88	Yes	5,735
32019	NV	Nevada	Lyon	1.25	No	9,234
32031	NV	Nevada	Washoe	1.14	No	4,402
32003	NV	Nevada	Clark	1.24	No	6,143
32027	NV	Nevada	Pershing	1.14	No	4,749
32003	NV	Nevada	Clark	1.54	Yes	3,700
32003	NV	Nevada	Clark	0.70	No	4,069
32003	NV	Nevada	Clark	1.54	Yes	8,582
32023	NV	Nevada	Nye	0.34	No	2,391
32003	NV	Nevada	Clark	1.39	No	3,399
32003	NV	Nevada	Clark	2.81	Yes	3,396
32003	NV	Nevada	Clark	3.22	Yes	3,953
32009	NV	Nevada	Esmeralda	1.43	No	1,133
32003	NV	Nevada	Clark	1.29	No	6,736
32003	NV	Nevada	Clark	1.19	No	3,847
32003	NV	Nevada	Clark	1.71	Yes	8,656
32003	NV	Nevada	Clark	1.24	No	7,643
32003	NV	Nevada	Clark	2.05	Yes	3,652
32003	NV	Nevada	Clark	1.14	No	8,332
32003	NV	Nevada	Clark	1.39	No	3,376
32003	NV	Nevada	Clark	2.33	Yes	5,127
32003	NV	Nevada	Clark	1.47	No	2,167
32031	NV	Nevada	Washoe	0.99	No	4,647
32023	NV	Nevada	Nye	2.12	Yes	5,443
32003	NV	Nevada	Clark	1.18	No	976
32003	NV	Nevada	Clark	1.29	No	3,512
32003	NV	Nevada	Clark	1.61	Yes	5,785
32017	NV	Nevada	Lincoln	1.58	Yes	2,360
32003	NV	Nevada	Clark	1.96	Yes	6,374
32021	NV	Nevada	Mineral	1.42	No	3,069
32007	NV	Nevada	Elko	0.60	No	2,558
32003	NV	Nevada	Clark	2.08	Yes	3,787
32003	NV	Nevada	Clark	1.63	Yes	4,043
32003	NV	Nevada	Clark	1.13	No	3,354
32003	NV	Nevada	Clark	1.05	No	3,847

AMERICAN OVERSIGHT

32005	NV	Nevada	Douglas	1.72	Yes	5,493
32031	NV	Nevada	Washoe	0.41	No	4,248
32003	NV	Nevada	Clark	0.78	No	2,327
32003	NV	Nevada	Clark	1.30	No	2,820
32031	NV	Nevada	Washoe	1.12	No	2,723
32003	NV	Nevada	Clark	1.02	No	3,589
32031	NV	Nevada	Washoe	0.99	No	3,978
32003	NV	Nevada	Clark	1.82	Yes	3,758
32003	NV	Nevada	Clark	1.01	No	6,119
32003	NV	Nevada	Clark	1.43	No	5,583
32003	NV	Nevada	Clark	2.47	Yes	3,334
32003	NV	Nevada	Clark	0.77	No	3,874
32003	NV	Nevada	Clark	0.69	No	3,657
32023	NV	Nevada	Nye	1.13	No	2,325
32003	NV	Nevada	Clark	1.40	No	3,757
32019	NV	Nevada	Lyon	2.07	Yes	7,815
32031	NV	Nevada	Washoe	1.64	Yes	6,746
32003	NV	Nevada	Clark	0.76	No	3,540
32003	NV	Nevada	Clark	0.77	No	2,540
32031	NV	Nevada	Washoe	1.54	Yes	7,435
32031	NV	Nevada	Washoe	0.19	No	1,182
32003	NV	Nevada	Clark	1.05	No	1,437
32003	NV	Nevada	Clark	2.07	Yes	3,984
32031	NV	Nevada	Washoe	0.75	No	4,762
32003	NV	Nevada	Clark	0.72	No	2,585
32003	NV	Nevada	Clark	1.27	No	7,360
32007	NV	Nevada	Elko	1.06	No	3,347
32003	NV	Nevada	Clark	1.42	No	2,266
32003	NV	Nevada	Clark	0.76	No	2,701
32003	NV	Nevada	Clark	1.29	No	3,882
32031	NV	Nevada	Washoe	0.66	No	3,460
32003	NV	Nevada	Clark	1.42	No	4,048
32510	NV	Nevada	Carson City	0.58	No	3,792
32003	NV	Nevada	Clark	0.99	No	1,211
32003	NV	Nevada	Clark	1.16	No	5,075
32003	NV	Nevada	Clark	1.18	No	3,515
32003	NV	Nevada	Clark	1.98	Yes	2,938
32005	NV	Nevada	Douglas	0.93	No	2,804
32003	NV	Nevada	Clark	1.84	Yes	3,123
32003	NV	Nevada	Clark	1.84	Yes	4,522
32003	NV	Nevada	Clark	0.52	No	4,498
32005	NV	Nevada	Douglas	0.80	No	3,025
32003	NV	Nevada	Clark	1.00	No	5,757
32003	NV	Nevada	Clark	0.60	No	3,273
32003	NV	Nevada	Clark	0.66	No	5,511
32003	NV	Nevada	Clark	1.46	No	2,155
32003	NV	Nevada	Clark	1.33	No	3,666

AMERICAN OVERSIGHT

32003	NV	Nevada	Clark	2.30	Yes	1,502
32003	NV	Nevada	Clark	1.55	Yes	3,648
32003	NV	Nevada	Clark	1.41	No	3,835
32003	NV	Nevada	Clark	1.54	Yes	3,936
32003	NV	Nevada	Clark	1.20	No	5,117
32003	NV	Nevada	Clark	1.45	No	4,949
32003	NV	Nevada	Clark	1.39	No	3,990
32003	NV	Nevada	Clark	1.18	No	2,640
32031	NV	Nevada	Washoe	1.78	Yes	3,252
32031	NV	Nevada	Washoe	1.41	No	3,352
32003	NV	Nevada	Clark	1.17	No	4,868
32003	NV	Nevada	Clark	1.81	Yes	3,335
32003	NV	Nevada	Clark	1.75	Yes	2,619
32003	NV	Nevada	Clark	0.88	No	2,138
32031	NV	Nevada	Washoe	1.20	No	4,577
32003	NV	Nevada	Clark	0.55	No	2,190
32003	NV	Nevada	Clark	1.07	No	2,341
32003	NV	Nevada	Clark	0.67	No	3,902
32003	NV	Nevada	Clark	3.04	Yes	1,050
32013	NV	Nevada	Humboldt	0.67	No	4,691
32003	NV	Nevada	Clark	1.77	Yes	3,806
32003	NV	Nevada	Clark	0.94	No	10,021
32510	NV	Nevada	Carson City	1.41	No	3,897
32003	NV	Nevada	Clark	1.45	No	4,318
32033	NV	Nevada	White Pine	1.57	Yes	4,535
32510	NV	Nevada	Carson City	1.35	No	3,935
32003	NV	Nevada	Clark	1.54	Yes	2,961
32031	NV	Nevada	Washoe	0.12	No	1,321
32003	NV	Nevada	Clark	0.73	No	5,831
32003	NV	Nevada	Clark	1.41	No	5,508
32003	NV	Nevada	Clark	1.63	Yes	1,381
32031	NV	Nevada	Washoe	0.93	No	3,246
32003	NV	Nevada	Clark	1.10	No	4,681
32003	NV	Nevada	Clark	2.18	Yes	1,576
32031	NV	Nevada	Washoe	0.40	No	3,602
32003	NV	Nevada	Clark	0.35	No	1,806
32003	NV	Nevada	Clark	1.14	No	7,804
32023	NV	Nevada	Nye	0.81	No	2,758
32003	NV	Nevada	Clark	1.12	No	3,489
32003	NV	Nevada	Clark	1.20	No	5,673
32003	NV	Nevada	Clark	1.10	No	2,594
32003	NV	Nevada	Clark	0.71	No	4,143
32003	NV	Nevada	Clark	1.94	Yes	2,671
32003	NV	Nevada	Clark	1.77	Yes	6,054
32003	NV	Nevada	Clark	1.29	No	4,739
32003	NV	Nevada	Clark	1.13	No	6,285
32003	NV	Nevada	Clark	1.92	Yes	4,020

AMERICAN OVERSIGHT

32003	NV	Nevada	Clark	0.51	No	798
32001	NV	Nevada	Churchill	1.14	No	2,407
32003	NV	Nevada	Clark	1.77	Yes	2,952
32003	NV	Nevada	Clark	1.04	No	7,929
32007	NV	Nevada	Elko	0.99	No	2,174
32003	NV	Nevada	Clark	1.11	No	3,268
32005	NV	Nevada	Douglas	2.00	Yes	2,030
32003	NV	Nevada	Clark	1.54	Yes	5,404
32003	NV	Nevada	Clark	1.41	No	2,624
32003	NV	Nevada	Clark	1.51	Yes	2,628
32003	NV	Nevada	Clark	1.48	No	5,161
32013	NV	Nevada	Humboldt	1.20	No	6,183
32015	NV	Nevada	Lander	1.45	No	5,892
32003	NV	Nevada	Clark	1.77	Yes	3,390
32003	NV	Nevada	Clark	0.63	No	2,414
32003	NV	Nevada	Clark	0.61	No	4,147
32003	NV	Nevada	Clark	1.53	Yes	3,918
32003	NV	Nevada	Clark	1.12	No	4,304
32003	NV	Nevada	Clark	0.36	No	4,397
32003	NV	Nevada	Clark	0.99	No	4,064
32003	NV	Nevada	Clark	1.06	No	3,920
32003	NV	Nevada	Clark	0.64	No	2,743
32003	NV	Nevada	Clark	1.59	Yes	1,849
32003	NV	Nevada	Clark	0.49	No	6,489
32007	NV	Nevada	Elko	1.22	No	5,290
32003	NV	Nevada	Clark	2.24	Yes	2,625
32003	NV	Nevada	Clark	0.89	No	4,917
32003	NV	Nevada	Clark	0.65	No	2,808
32003	NV	Nevada	Clark	1.00	No	7,022
32031	NV	Nevada	Washoe	1.10	No	4,527
32003	NV	Nevada	Clark	1.70	Yes	4,183
32003	NV	Nevada	Clark	1.02	No	4,476
32003	NV	Nevada	Clark	0.47	No	4,428
32031	NV	Nevada	Washoe	0.66	No	4,230
32003	NV	Nevada	Clark	0.98	No	3,299
32003	NV	Nevada	Clark	1.35	No	3,042
32003	NV	Nevada	Clark	0.90	No	3,250
32007	NV	Nevada	Elko	0.47	No	6,268
32510	NV	Nevada	Carson City	1.40	No	3,043
32003	NV	Nevada	Clark	1.25	No	5,032
32003	NV	Nevada	Clark	1.05	No	5,592
32003	NV	Nevada	Clark	1.49	No	3,319
32031	NV	Nevada	Washoe	1.14	No	3,804
32003	NV	Nevada	Clark	0.94	No	4,263
32003	NV	Nevada	Clark	1.73	Yes	3,123
32005	NV	Nevada	Douglas	1.39	No	3,656
32031	NV	Nevada	Washoe	1.27	No	6,003

AMERICAN OVERSIGHT

32003	NV	Nevada	Clark	0.59	No	4,744
32003	NV	Nevada	Clark	0.29	No	6,936
32003	NV	Nevada	Clark	1.16	No	3,716
32003	NV	Nevada	Clark	0.60	No	7,198
32031	NV	Nevada	Washoe	1.02	No	5,543
32003	NV	Nevada	Clark	1.45	No	3,287
32003	NV	Nevada	Clark	0.90	No	1,988
32003	NV	Nevada	Clark	0.88	No	4,632
32003	NV	Nevada	Clark	0.84	No	4,842
32031	NV	Nevada	Washoe	0.80	No	3,454
32001	NV	Nevada	Churchill	1.14	No	5,566
32003	NV	Nevada	Clark	1.04	No	3,766
32003	NV	Nevada	Clark	0.96	No	4,256
32003	NV	Nevada	Clark	1.05	No	8,148
32033	NV	Nevada	White Pine	0.65	No	1,673
32003	NV	Nevada	Clark	1.58	Yes	4,758
32003	NV	Nevada	Clark	1.11	No	4,125
32033	NV	Nevada	White Pine	1.04	No	2,383
32003	NV	Nevada	Clark	0.66	No	3,362
32003	NV	Nevada	Clark	1.11	No	5,277
32017	NV	Nevada	Lincoln	1.25	No	2,459
32031	NV	Nevada	Washoe	0.77	No	6,479
32031	NV	Nevada	Washoe	1.54	Yes	4,149
32003	NV	Nevada	Clark	2.16	Yes	3,437
32003	NV	Nevada	Clark	1.29	No	3,147
32003	NV	Nevada	Clark	0.81	No	4,773
32003	NV	Nevada	Clark	1.37	No	4,515
32011	NV	Nevada	Eureka	0.57	No	1,664
32003	NV	Nevada	Clark	1.16	No	5,079
32003	NV	Nevada	Clark	1.73	Yes	4,106
32031	NV	Nevada	Washoe	1.41	No	5,156
32003	NV	Nevada	Clark	0.88	No	3,074
32003	NV	Nevada	Clark	0.94	No	5,634
32003	NV	Nevada	Clark	0.80	No	8,062
32003	NV	Nevada	Clark	1.16	No	3,853
32003	NV	Nevada	Clark	1.18	No	2,979
32003	NV	Nevada	Clark	0.69	No	2,944
32003	NV	Nevada	Clark	0.88	No	4,436
32003	NV	Nevada	Clark	1.58	Yes	3,527
32003	NV	Nevada	Clark	2.08	Yes	4,426
32003	NV	Nevada	Clark	1.35	No	4,430
32510	NV	Nevada	Carson City	1.16	No	3,122
32003	NV	Nevada	Clark	1.30	No	3,726
32003	NV	Nevada	Clark	0.63	No	2,380
32013	NV	Nevada	Humboldt	1.17	No	2,438
32003	NV	Nevada	Clark	1.53	Yes	6,164
32003	NV	Nevada	Clark	1.36	No	3,275

AMERICAN OVERSIGHT

32003	NV	Nevada	Clark	1.25	No	4,056
32003	NV	Nevada	Clark	1.33	No	2,531
32003	NV	Nevada	Clark	1.12	No	3,070
32003	NV	Nevada	Clark	0.45	No	4,850
32023	NV	Nevada	Nye	1.36	No	7,928
32003	NV	Nevada	Clark	0.63	No	1,466
32003	NV	Nevada	Clark	1.35	No	1,540
32003	NV	Nevada	Clark	1.31	No	6,323
32003	NV	Nevada	Clark	1.06	No	5,767
32003	NV	Nevada	Clark	1.17	No	4,983
32003	NV	Nevada	Clark	1.02	No	4,155
32003	NV	Nevada	Clark	0.71	No	6,150
32003	NV	Nevada	Clark	1.11	No	2,166
32031	NV	Nevada	Washoe	0.89	No	2,795
32510	NV	Nevada	Carson City	0.90	No	3,209
32003	NV	Nevada	Clark	1.58	Yes	2,960
32005	NV	Nevada	Douglas	0.31	No	2,045
32003	NV	Nevada	Clark	0.93	No	2,468
32003	NV	Nevada	Clark	1.22	No	2,610
32003	NV	Nevada	Clark	0.98	No	4,416
32003	NV	Nevada	Clark	1.24	No	7,569
32031	NV	Nevada	Washoe	1.18	No	1,543
32003	NV	Nevada	Clark	1.57	Yes	3,411
32003	NV	Nevada	Clark	1.18	No	4,074
32003	NV	Nevada	Clark	0.57	No	3,007
32005	NV	Nevada	Douglas	0.53	No	2,009
32003	NV	Nevada	Clark	0.67	No	6,057
32031	NV	Nevada	Washoe	0.52	No	3,172
32003	NV	Nevada	Clark	1.30	No	4,039
32003	NV	Nevada	Clark	0.64	No	2,624
32003	NV	Nevada	Clark	1.28	No	7,998
32003	NV	Nevada	Clark	1.11	No	3,115
32003	NV	Nevada	Clark	1.06	No	6,634
32510	NV	Nevada	Carson City	0.77	No	3,771
32003	NV	Nevada	Clark	0.86	No	5,485
32003	NV	Nevada	Clark	0.96	No	3,544
32003	NV	Nevada	Clark	0.77	No	9,763
32003	NV	Nevada	Clark	1.28	No	5,636
32003	NV	Nevada	Clark	0.48	No	6,504
32003	NV	Nevada	Clark	0.40	No	4,455
32031	NV	Nevada	Washoe	1.04	No	2,558
32003	NV	Nevada	Clark	0.88	No	9,173
32003	NV	Nevada	Clark	0.78	No	2,936
32003	NV	Nevada	Clark	0.73	No	3,682
32029	NV	Nevada	Storey	1.24	No	3,915
32031	NV	Nevada	Washoe	1.06	No	2,333
32003	NV	Nevada	Clark	0.92	No	6,387

AMERICAN OVERSIGHT

32003	NV	Nevada	Clark	1.45	No	4,447
32003	NV	Nevada	Clark	1.19	No	3,592
32003	NV	Nevada	Clark	1.13	No	1,365
32003	NV	Nevada	Clark	0.86	No	3,839
32003	NV	Nevada	Clark	0.52	No	7,131
32003	NV	Nevada	Clark	1.14	No	2,720
32003	NV	Nevada	Clark	1.31	No	2,561
32003	NV	Nevada	Clark	1.55	Yes	5,842
32003	NV	Nevada	Clark	0.61	No	6,509
32003	NV	Nevada	Clark	1.28	No	2,667
32003	NV	Nevada	Clark	0.83	No	2,276
32003	NV	Nevada	Clark	1.49	No	1,740
32003	NV	Nevada	Clark	1.08	No	8,694
32003	NV	Nevada	Clark	0.96	No	4,559
32031	NV	Nevada	Washoe	1.17	No	2,888
32003	NV	Nevada	Clark	0.90	No	5,881
32003	NV	Nevada	Clark	1.37	No	1,738
32031	NV	Nevada	Washoe	0.42	No	2,185
32003	NV	Nevada	Clark	1.24	No	899
32003	NV	Nevada	Clark	1.06	No	5,771
32003	NV	Nevada	Clark	1.24	No	4,815
32003	NV	Nevada	Clark	0.41	No	2,377
32003	NV	Nevada	Clark	0.64	No	5,311
32019	NV	Nevada	Lyon	1.23	No	10,044
32019	NV	Nevada	Lyon	0.81	No	3,632
32031	NV	Nevada	Washoe	0.55	No	3,137
32003	NV	Nevada	Clark	0.65	No	7,050
32003	NV	Nevada	Clark	1.27	No	5,114
32031	NV	Nevada	Washoe	0.60	No	2,829
32003	NV	Nevada	Clark	1.29	No	3,173
32003	NV	Nevada	Clark	0.72	No	4,023
32031	NV	Nevada	Washoe	0.60	No	4,867
32003	NV	Nevada	Clark	1.55	Yes	4,659
32003	NV	Nevada	Clark	1.46	No	3,840
32003	NV	Nevada	Clark	0.76	No	4,746
32003	NV	Nevada	Clark	0.58	No	6,776
32003	NV	Nevada	Clark	1.37	No	4,784
32003	NV	Nevada	Clark	1.00	No	4,691
32005	NV	Nevada	Douglas	0.75	No	1,173
32001	NV	Nevada	Churchill	0.72	No	4,788
32003	NV	Nevada	Clark	0.81	No	4,472
32003	NV	Nevada	Clark	0.37	No	3,110
32005	NV	Nevada	Douglas	1.64	Yes	1,517
32003	NV	Nevada	Clark	0.88	No	6,245
32003	NV	Nevada	Clark	1.23	No	4,909
32003	NV	Nevada	Clark	1.16	No	3,813
32013	NV	Nevada	Humboldt	0.63	No	3,513

AMERICAN OVERSIGHT

32003	NV	Nevada	Clark	1.58	Yes	1,412
32003	NV	Nevada	Clark	1.34	No	4,684
32031	NV	Nevada	Washoe	0.36	No	2,442
32003	NV	Nevada	Clark	0.57	No	4,299
32007	NV	Nevada	Elko	0.19	No	6,500
32003	NV	Nevada	Clark	1.58	Yes	3,810
32003	NV	Nevada	Clark	0.92	No	7,989
32007	NV	Nevada	Elko	0.82	No	1,807
32003	NV	Nevada	Clark	1.05	No	5,001
32005	NV	Nevada	Douglas	0.63	No	1,970
32003	NV	Nevada	Clark	0.58	No	3,169
32003	NV	Nevada	Clark	1.58	Yes	3,920
32003	NV	Nevada	Clark	1.48	No	3,953
32003	NV	Nevada	Clark	1.19	No	4,289
32003	NV	Nevada	Clark	1.57	Yes	1,752
32003	NV	Nevada	Clark	0.72	No	3,495
32003	NV	Nevada	Clark	0.73	No	7,407
32003	NV	Nevada	Clark	1.18	No	5,126
32003	NV	Nevada	Clark	1.16	No	1,823
32031	NV	Nevada	Washoe	0.93	No	5,025
32003	NV	Nevada	Clark	0.92	No	3,740
32003	NV	Nevada	Clark	1.01	No	8,086
32003	NV	Nevada	Clark	0.25	No	4,745
32031	NV	Nevada	Washoe	1.05	No	2,800
32003	NV	Nevada	Clark	1.00	No	3,775
32003	NV	Nevada	Clark	1.64	Yes	1,897
32031	NV	Nevada	Washoe	0.31	No	4,222
32510	NV	Nevada	Carson City	1.76	Yes	3,523
32003	NV	Nevada	Clark	0.83	No	5,022
32005	NV	Nevada	Douglas	0.69	No	3,468
32031	NV	Nevada	Washoe	1.19	No	6,242
32003	NV	Nevada	Clark	1.17	No	5,886
32003	NV	Nevada	Clark	2.14	Yes	2,041
32003	NV	Nevada	Clark	0.90	No	4,516
32003	NV	Nevada	Clark	1.39	No	3,020
32003	NV	Nevada	Clark	0.41	No	4,366
32003	NV	Nevada	Clark	1.41	No	6,472
32007	NV	Nevada	Elko	0.71	No	1,501
32031	NV	Nevada	Washoe	0.89	No	4,087
32003	NV	Nevada	Clark	0.69	No	2,474
32003	NV	Nevada	Clark	1.01	No	2,853
32003	NV	Nevada	Clark	1.05	No	8,920
32003	NV	Nevada	Clark	1.19	No	3,809
32007	NV	Nevada	Elko	0.43	No	1,703
32003	NV	Nevada	Clark	0.92	No	5,370
32003	NV	Nevada	Clark	1.57	Yes	4,584
32003	NV	Nevada	Clark	N/A	No	4,321

AMERICAN OVERSIGHT

32031	NV	Nevada	Washoe	0.75	No	3,234
32003	NV	Nevada	Clark	1.06	No	3,573
32003	NV	Nevada	Clark	1.01	No	4,789
32003	NV	Nevada	Clark	0.65	No	5,935
32003	NV	Nevada	Clark	1.02	No	3,840
32003	NV	Nevada	Clark	0.54	No	6,069
32003	NV	Nevada	Clark	0.59	No	4,110
32003	NV	Nevada	Clark	1.18	No	5,903
32031	NV	Nevada	Washoe	0.99	No	2,975
32031	NV	Nevada	Washoe	0.57	No	2,455
32031	NV	Nevada	Washoe	0.84	No	2,215
32031	NV	Nevada	Washoe	0.87	No	2,988
32031	NV	Nevada	Washoe	0.54	No	2,416
32031	NV	Nevada	Washoe	1.73	Yes	6,381
32003	NV	Nevada	Clark	0.93	No	7,756
32003	NV	Nevada	Clark	0.96	No	3,202
32003	NV	Nevada	Clark	0.71	No	6,741
32003	NV	Nevada	Clark	1.17	No	3,178
32003	NV	Nevada	Clark	0.93	No	2,285
32005	NV	Nevada	Douglas	1.05	No	2,623
32031	NV	Nevada	Washoe	0.23	No	6,775
32031	NV	Nevada	Washoe	1.36	No	3,167
32031	NV	Nevada	Washoe	0.75	No	4,651
32003	NV	Nevada	Clark	0.63	No	6,404
32003	NV	Nevada	Clark	1.22	No	2,593
32003	NV	Nevada	Clark	0.95	No	2,326
32031	NV	Nevada	Washoe	0.54	No	5,139
32005	NV	Nevada	Douglas	0.39	No	6,539
32031	NV	Nevada	Washoe	0.46	No	3,884
32003	NV	Nevada	Clark	0.71	No	2,959
32003	NV	Nevada	Clark	0.81	No	2,969
32003	NV	Nevada	Clark	0.40	No	6,097
32003	NV	Nevada	Clark	1.49	No	3,437
32031	NV	Nevada	Washoe	1.43	No	7,306
32003	NV	Nevada	Clark	1.35	No	1,574
32003	NV	Nevada	Clark	1.04	No	3,860
32003	NV	Nevada	Clark	1.04	No	3,943
32003	NV	Nevada	Clark	0.46	No	5,139
32031	NV	Nevada	Washoe	1.11	No	6,650
32003	NV	Nevada	Clark	0.34	No	1,564
32003	NV	Nevada	Clark	0.20	No	562
32003	NV	Nevada	Clark	1.04	No	4,057
32003	NV	Nevada	Clark	1.13	No	4,562
32003	NV	Nevada	Clark	0.77	No	4,122
32003	NV	Nevada	Clark	1.04	No	3,114
32003	NV	Nevada	Clark	1.53	Yes	2,694
32003	NV	Nevada	Clark	0.40	No	7,660

AMERICAN OVERSIGHT

32007	NV	Nevada	Elko	0.55	No	4,636
32031	NV	Nevada	Washoe	0.86	No	3,209
32003	NV	Nevada	Clark	0.63	No	5,987
32003	NV	Nevada	Clark	0.37	No	2,720
32031	NV	Nevada	Washoe	0.67	No	4,553
32003	NV	Nevada	Clark	0.59	No	3,361
32007	NV	Nevada	Elko	0.70	No	2,182
32031	NV	Nevada	Washoe	1.63	Yes	5,576
32031	NV	Nevada	Washoe	1.06	No	2,409
32003	NV	Nevada	Clark	1.59	Yes	3,298
32003	NV	Nevada	Clark	0.48	No	4,820
32003	NV	Nevada	Clark	1.06	No	6,114
32031	NV	Nevada	Washoe	0.49	No	6,353
32001	NV	Nevada	Churchill	1.78	Yes	769
32003	NV	Nevada	Clark	0.24	No	5,355
32003	NV	Nevada	Clark	0.81	No	2,546
32003	NV	Nevada	Clark	2.08	Yes	5,525
32031	NV	Nevada	Washoe	0.66	No	4,491
32003	NV	Nevada	Clark	1.41	No	5,836
32031	NV	Nevada	Washoe	0.69	No	5,349
32003	NV	Nevada	Clark	0.87	No	4,600
32003	NV	Nevada	Clark	0.53	No	2,953
32031	NV	Nevada	Washoe	0.92	No	5,480
32003	NV	Nevada	Clark	0.82	No	5,623
32031	NV	Nevada	Washoe	0.57	No	3,585
32031	NV	Nevada	Washoe	0.52	No	4,475
32005	NV	Nevada	Douglas	1.20	No	1,553
32003	NV	Nevada	Clark	0.35	No	5,082
32003	NV	Nevada	Clark	0.71	No	5,846
32003	NV	Nevada	Clark	0.67	No	7,213
32031	NV	Nevada	Washoe	0.59	No	3,996
32003	NV	Nevada	Clark	0.59	No	2,207
32003	NV	Nevada	Clark	0.98	No	5,400
32007	NV	Nevada	Elko	0.17	No	4,876
32003	NV	Nevada	Clark	0.22	No	1,902

AMERICAN OVERSIGHT

Stephanie M. Klapstein

From: MicrosoftExchange329e71ec88ae4615bbc36ab6ce41109e@nv.onmicrosoft.com on behalf of Cory Hunt <cory.hunt@diversifynevada.com>
Sent: Friday, April 20, 2018 8:57 AM
To: Mary-Sarah Kinner; Andrew Clinger
Subject: Fw: Opportunity Zones
Attachments: Fw: Opportunity Zones

Sender: cory.hunt@diversifynevada.com
Subject: Fw: Opportunity Zones
Message-Id: <MWHPR09MB151813D47676F2D3D5E4B8ABEBB40@MWHPR09MB1518.namprd09.prod.outlook.com>
To: mkinner@gov.nv.gov
To: aclinger@gov.nv.gov

AMERICAN OVERSIGHT

Stephanie M. Klapstein

From: Cory Hunt <cory.hunt@diversifynevada.com>
Sent: Friday, April 20, 2018 8:57 AM
To: Mary-Sarah Kinner; Andrew Clinger
Subject: Fw: Opportunity Zones

FYI

From: Brian Baluta
Sent: Friday, April 20, 2018 8:51 AM
To: Mary-Sarah Kinner; Derek Armstrong; Cory Hunt; Andrew Clinger
Subject: Re: Opportunity Zones

Looping in rest of team.

On Apr 20, 2018, at 8:34 AM, Brian Baluta <bbaluta@diversifynevada.com> wrote:

> Mary-Sarah, As per the request, here is some verbiage on the methodology for nominating opportunity zones. We're also looking to DETR to run some numbers on the 61 tracts for the release. — BB
>
> To identify the state's 61 priority tracts for Opportunity Zone designations, the Nevada Governor's Office of Economic Development (GOED) and the Nevada Department of Business and Industry solicited input from local governments, regional development authorities, the general public and other interested parties. GOED then utilized indices to measure market traction, social need, and investment opportunity. The methodology incorporates information including:
>
> - % population below poverty
> - % households with rent or mortgages greater than 30% of income
> - % population not in the labor force
> - % of population with less than a high school degree
> - Concentrated income (Gini Index)
> - Commercial lending
> - Multifamily lending
> - Small business lending
> - Socioeconomic change
> - Concentration of jobs
>
> Summary:

AMERICAN OVERSIGHT

The Tax Cuts and Jobs Act of 2017 established an Opportunity Zone tax incentive, which allows taxpayers to defer paying federal tax on capital gains from the sale of property if those gains are invested in Qualified Opportunity Funds that invest 90% of their assets in businesses located or property used in a designated low-income community. Investors receive modest reductions in their eventual tax bill if they maintain their Opportunity Fund investments for at least five and then seven years. Investors that hold capital in those funds for a full ten years also do not have to pay capital gains tax on the appreciation of their Opportunity Zone investments.

Sent from my iPhone

AMERICAN OVERSIGHT

Stephanie M. Klapstein

From: Chip Bowlby <cbowlby@renolandinc.com>
Sent: Friday, March 02, 2018 7:31 AM
To: 'Bruce Breslow (Breslow@business.nv.gov)'
Subject: FW: Park Lane Geothermal

Another subject that I would like to get your thoughts on as it relates to State Funding sources. Thanks

Chip Bowlby
President & CEO
6001 Talbot Lane
Reno, Nevada 89509
775-432-7110 x818
775-690-4866 Cell
775-800-1174 Fax
cbowlby@renolandinc.com
http://www.renolandinc.com

From: Chris Barrett [mailto:cbarrett@qdgroupinvesco.com]
Sent: Tuesday, February 27, 2018 2:07 PM
To: Matt Rosenfeld <Matt.Rosenfeld@avalongeothermal.com>; Sherry Wagner <swagner@renolandinc.com>; Joel Grace <jgrace@renolandinc.com>
Cc: Jeff Bean <jbean@qdconstruction.com>
Subject: RE: Park Lane Geothermal

Thanks for everyone's quick turn around on this.

Matt nice assessment in sizing this up. Let us know what you need from us. – Chris.

From: Matt Rosenfeld [mailto:Matt.Rosenfeld@avalongeothermal.com]
Sent: Tuesday, February 27, 2018 12:15 PM
To: Sherry Wagner <swagner@renolandinc.com>; Joel Grace <jgrace@renolandinc.com>
Cc: Chris Barrett <cbarrett@qdgroupinvesco.com>
Subject: RE: Park Lane Geothermal

Sherry and Joel,

I hope you both had nice weekends. Thanks again for sending over the drawings so quickly. We've had a chance to review them and here is where we are now:

The Good News:

> You have a central boiler plant design (e.g. no individual units) and you're circulating hot water. The design makes integrating geothermal very straightforward. We would essentially bring our hot water pipe right into

AMERICAN OVERSIGHT

that boiler plant and you would distribute our hot water throughout the building rather than hot water you make yourself. This has implications for savings on multiple levels that I'll get to shortly.

The Bad News:

The current design calls for 180°F hot water. If push came to shove, we could get you 180° water, but it would be a stretch for us. We would much prefer a design point temperature of 165° or 170°. There are a few ways that the existing design can be altered to accommodate lower hot water temperatures. We could beef up the coil design a bit, increase the flow rate and velocity of the hot water through the pipes, increase the air flow rate over the coils, or some combination of the three. The fastest way to figure this out would be to set up a call with Ivan Dodov, your mechanical engineer**.** Luckily, I don't think any of these changes are major and my hope is that we can offset capex increases by some capex savings at the boiler plant.

Sources of Savings:

Capital Cost Savings: There is the potential for savings in the boiler plant. You could go from a two boiler design to a single boiler design where that boiler is just serving as a backup. Reducing boiler capacity could save on ancillary equipment. Since the gas fired plant would be for redundancy, some of the redundancies in the original plant design could be eliminated.

Operational Cost Savings:

17.5% savings on heat. The dollar amount will vary based on actual usage and rates. In 2018, the savings amount to about $0.076 per therm. The boiler plant in the current design can provide about 40 therms per hour of heat. If the average usage throughout the year was 25 therms per hour, the savings would be $16,615. This is just for Wrap 1A, as more buildings and swimming pools are integrated into the system, the savings will grow quite substantially from there. In addition to savings on the rates, Avalon could potentially lock in rates with a fixed price long term contract. Any such contract would have to be approved by the PUCN.

Electric savings – Avalon delivers its hot water at pressure. Therefore, you can expect savings on your pumping load. The exact savings here would depend on the final system design.

Capital Cost Increases: The two main sources of additional CapEx would be the underground water pipe connecting to Avalon's main and whatever coil design changes need to be integrated to accept lower hot water temperatures. There would also need to be either a manual or automated controls switch to toggle between the geothermal system and the natural gas backup.

Given the time sensitivity here, I'd like to try to set up a brief call this week with Ivan. Then I hope it's not long before you have all the information you need to make a decision. If that sounds good to you, I'll look out for a note regarding that call. If you have any questions or would like to hop on the phone to discuss this first, feel free to call me directly on my cell.

Best,

Matt Rosenfeld
General Manager
Avalon Geothermal
Office (775) 332-3362
Cell (914) 815-2858

AMERICAN OVERSIGHT

From: Sherry Wagner [mailto:swagner@renolandinc.com]
Sent: Friday, February 23, 2018 12:22 PM
To: Matt Rosenfeld <Matt.Rosenfeld@avalongeothermal.com>; Joel Grace <jgrace@renolandinc.com>
Subject: RE: Park Lane Geothermal

You're welcome.

Sincerely,
Sherry A. Wagner

Sherry A. Wagner
Vice President of Operations
6001 Talbot Lane
Reno, Nevada 89509
775-432-7117 Direct
775-800-1174 Fax
775-434-4375 Cell
swagner@renolandinc.com
http://www.renolandinc.com

From: Matt Rosenfeld [mailto:Matt.Rosenfeld@avalongeothermal.com]
Sent: Friday, February 23, 2018 9:13 AM
To: Sherry Wagner <swagner@renolandinc.com>; Joel Grace <jgrace@renolandinc.com>
Subject: Re: Park Lane Geothermal

Thanks Sherry and Joel,

I'll start crunching away here and will circle back next week.

Have a nice weekend,

Matt

From: Sherry Wagner <swagner@renolandinc.com>
Sent: Friday, February 23, 2018 8:06:25 AM
To: Joel Grace; Matt Rosenfeld
Subject: RE: Park Lane Geothermal

AMERICAN OVERSIGHT

As requested the Dropbox link for Park Lane.

https://www.dropbox.com/sh/042m7qg74g66jfx/AADySyxIW_OwFQfsGYwUj4LEa?dl=0

Sincerely,

Sherry A. Wagner
Vice President of Operations
6001 Talbot Lane
Reno, Nevada 89509
775-432-7117 Direct
775-800-1174 Fax
775-434-4375 Cell
swagner@renolandinc.com
http://www.renolandinc.com

From: Joel Grace
Sent: Friday, February 23, 2018 8:01 AM
To: Matt Rosenfeld <Matt.Rosenfeld@avalongeothermal.com>
Cc: Sherry Wagner <swagner@renolandinc.com>
Subject: RE: Park Lane Geothermal

Thanks Matt,
I have asked Sherry (copied hereto) to send the link for the drop box. Let me know if you have any questions. Thanks.

Joel Grace
Vice President-Development
6001 Talbot Lane
Reno, Nevada 89509
775-372-6487 Direct
775-343-8304 Cell
775-800-1174 Fax
jgrace@renolandinc.com
http://www.renolandinc.com

From: Matt Rosenfeld [mailto:Matt.Rosenfeld@avalongeothermal.com]
Sent: Thursday, February 22, 2018 4:58 PM
To: Joel Grace <jgrace@renolandinc.com>
Subject: Park Lane Geothermal

AMERICAN OVERSIGHT

Hi Joel,

It was a pleasure meeting you earlier today. Sounds like you have a lot of really exciting work going on and I hope we can find a way for Avalon to be involved. Following our meeting, I spoke with Chris and our engineer, Tim, in a bit more detail on what a construction schedule of our pipeline extension might look like. They both seemed to think it'd take us around 3-4 months to do the work and probably a similar amount of time for the permitting and approvals. I found that encouraging given the timeline you mentioned for the 1A building.

Per our discussion, I've attached a copy of the slides from today to this email. I realize I didn't include the current rates on there. Our current rates are pegged at 82.5% of Sierra Pacific's natural gas rate. If you were interested in some sort of fixed price deal, that could certainly be part of the conversation.

I'll keep a lookout for the Dropbox link with the drawings package. Once you send that over, I'll get to work with our engineer and Q&D on a high level assessment of what would be involved in hooking up to our system.

Thanks,

Matt Rosenfeld
General Manager
Avalon Geothermal
(775) 332-3362

AMERICAN OVERSIGHT

Stephanie M. Klapstein

From: Mike Kazmierski <kazmierski@edawn.org>
Sent: Wednesday, March 28, 2018 10:47 AM
To: Andrew Clinger (aclinger@gov.nv.gov)
Subject: FW: Pop Estimates

Andrew

This is impacting on the planning for the region and the state. Our demographer is out of touch and the position should just be eliminated (like many other states) as the census data is much more accurate and it would give the local governments better data to work with as they are required to use the inaccurate demographer's numbers.

Thanks

Mike

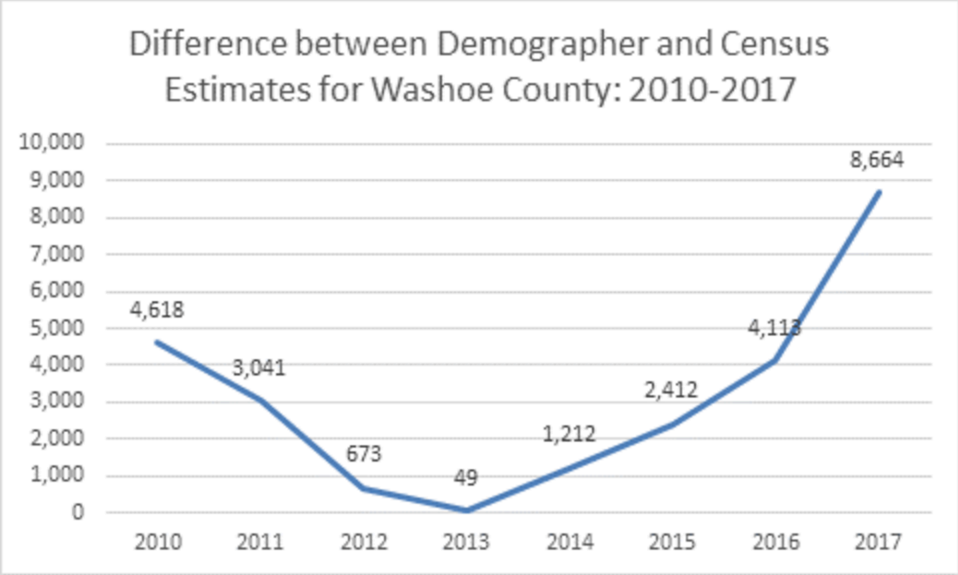

Bob Potts
Research Director
808 W. Nye Lane
Carson City, NV 89703
(Main) 775-687-9900 (Direct) 775-687-9907 (Fax) 775-687-9925
Toll Free 800-336-1600
bpotts@diversifynevada.com
www.DiversifyNevada.com

AMERICAN OVERSIGHT

Yesterday Census released their 2017 county population estimates. Attached is a quick comparison of the growth difference (2017/2016) between Demographer and Census estimates. Those charts were based on this data:

Demographer	**2010**	**2011**	**2012**	**2013**	**2014**	**2015**	**2016**	**2017**
Nevada	2,724,634	2,721,794	2,750,217	2,800,967	2,843,301	2,897,584	2,953,375	2,986,656
Clark County	1,968,831	1,967,722	1,988,195	2,031,723	2,069,450	2,118,353	2,166,181	2,193,818
Carson City	55,850	56,066	55,441	54,668	53,969	54,273	55,182	55,438
Douglas County	49,242	47,661	48,015	48,478	48,553	48,223	48,235	48,300
Lyon County	52,334	52,443	52,245	52,960	53,344	53,277	53,644	54,657
Storey County	4,234	4,123	4,103	4,017	3,974	3,984	4,043	4,084
Washoe County	417,379	421,593	427,704	432,324	436,797	441,946	448,316	451,923
Northern Nevada	579,039	581,886	587,508	592,448	596,637	601,703	609,420	614,403
Census								
Nevada	2,702,797	2,718,170	2,752,410	2,786,547	2,831,730	2,883,057	2,939,254	2,998,039
Clark County, Nevada	1,952,906	1,966,521	1,996,290	2,026,056	2,064,991	2,110,330	2,156,724	2,204,079
Carson City, Nevada	54,988	54,703	54,362	53,791	54,155	54,123	54,283	54,745
Douglas County, Nevada	47,035	46,984	46,936	46,971	47,434	47,501	47,947	48,309
Lyon County, Nevada	52,043	51,399	50,998	51,124	51,384	52,032	52,854	54,122
Storey County, Nevada	3,994	3,902	3,835	3,790	3,798	3,872	3,989	4,006
Washoe County, Nevada	421,997	424,634	428,377	432,373	438,009	444,358	452,429	460,587
Northern Nevada	580,057	581,622	584,508	588,049	594,780	601,886	611,502	621,769

AMERICAN OVERSIGHT

Stephanie M. Klapstein

From: John McLain <john@rci-nv.com>
Sent: Monday, April 30, 2018 8:31 AM
To: BOYD SPRATLING (bspratling75@gmail.com); andrea; Ann Bollinger; Benny Romero(romero2555 @ymail.com); Bill H. ; blister8@yahoo.com; bordenb@unr.edu; bperryman@cabnr.unr.edu; cane1102 @aol.com; Charlie.clements@ars.usda.gov; ChrisCollis Jr; countymanager@churchillcounty.org; Dave Baker; Dick Grosskopf (dick@montanaranches.com); djhunewill@hotmail.com; docrange@gmail.com; Elwood Miller; Fred Fulstone; Gerry Emm; Hank Vogler(needmoresheepco@yahoo.com); harrell@clearpath.org; Jacob Carter; James Linebaugh (linebah@charter.net); Jenny Clemmons (clemmonsj@yahoo.com); John Langford; kluhart@gmail.com; Laurel Marshall(lmarshall4097 @gmail.com); lewis_mendive@yahoo.com; Michael_Lienhard@heller.senate.gov; mikefordtcf@aol.com; Neena Laxalt (nlaxalt@msn.com); painer2@yahoo.com; Pam Robinson; Payne, Bill; Pete Anderson; Pete Goicoechea; Pete Paris(pr_paris@yahoo.com); Rex Cleary (rexalc@msn.com); rjtausch@att.net; rshane@forestry.nv.gov; saulisberry@att.net; Shane, Tracy; Sheila KayAnderson; sswanson@cabnr.unr.edu; stephanie.walker@mail.house.gov; 'Steven Fulstone'; steverobinson@reagan.com; tdyhr@nevadacopper.com; tendoy@aol.com; Thomas R Harris; tnrfransway@icloud.com; Varlin Higbee; VirgilArellano; Weltz, Mark; Wes Henderson
Subject: FW: Public Lands News Bulletin: Roadless exemption for Tongass?; aggressive ANWR leasing
Attachments: PLNBulletinApril30.pdf; 4-25FSroadlessUSDA.pdf

FYI

John McLain

Excellence is the result of caring more than others think is wise, risking more than others think is safe, dreaming more than others think is practical, and expecting more than others think is possible.

Subject: Public Lands News Bulletin: Roadless exemption for Tongass?; aggressive ANWR leasing

PUBLIC LANDS NEWS BULLETIN #7: April 30, 2018

Dear Subscriber:
The attached bulletin from *Public Lands News* newsletter reports on the following:

*** Alaska, USDA discussing Tongass roadless rule exemption**
*** ANWR O&G scoping begins under threat of major lawsuit**

NOTE: This bulletin is a supplement to your regular edition of Public Lands News. It is NOT your regular issue. The next issue will be published May 4.

Note: In addition to the newsletter, attached is a letter from Secretary of Agriculture Sonny Perdue to Alaska in re the possible exemption of the Tongass National Forest from a national forest roadless rule.

———————————————————————————————————————
———————————————————————————————————————

AMERICAN OVERSIGHT

NV-DA-20-0615-A-001557

United States Department of Agriculture

Office of the Secretary
Washington, D.C. 20250

APR 25 2018

The Honorable Andrew Mack
Commissioner
Department of Natural Resources
550 West 7th
Suite 1400
Anchorage, Alaska 99501

Dear Commissioner Mack:

Thank you for your letter of January 19, 2018, regarding the request from the State of Alaska to consider a petition for rulemaking on the applicability of the 2001 Roadless Rule to the Tongass National Forest. I apologize for the delayed response.

Thank you for including the petition and the exhibits illustrating the history of the exemption and ensuing legal challenges. We share your interest in exploring options to help create jobs and prosperity for rural communities in Southeast Alaska, and the forest-products sector has long been part of this economy. We want to ensure that we continue to contribute to the health of the rural economy in Alaska by investing in the sustainability, health, and productivity of our National Forest.

We look forward to working with you in the future to explore and discuss the petition and the options to address application of the 2001 Roadless Rule on the Tongass National Forest. Additionally, Interim Chief Victoria Christiansen is reviewing your concerns regarding the 2016 Tongass Forest Plan and is working to address them.

Again, thank you for writing. If you have any further questions, please have a member of your staff contact the Office of External and Intergovernmental Affairs at (202) 720–7095.

Sincerely,

Sonny Perdue

Sonny Perdue
Secretary

AMERICAN OVERSIGHT

An Equal Opportunity Employer

Public Lands News

Bulletin #7: April 30, 2018

Dear Subscriber:

This bulletin from Public Lands News newsletter reports on the following:

*** Alaska, USDA discussing Tongass roadless rule exemption**
*** ANWR O&G scoping begins under threat of major lawsuit**

NOTE: This bulletin is a supplement to your regular edition of Public Lands News. It is NOT your regular issue. The next issue will be published May 4.

The Editors

FS may – or may not – exempt Tongass from roadless rule

The Department of Agriculture April 25 did not outright promise to act on a State of Alaska's request to write a new regulation exempting the Tongass National Forest from a 2001 roadless area rule.

But Secretary of Agriculture Sonny Perdue did agree to examine the petition. "We look forward to working with you in the future to explore and discuss the petition and the options to address application of the 2001 Roadless Rule on the Tongass National Forest," he wrote the state in a letter obtained by *PLN.*

Alaska Gov. Bill Walker (I-Alaska) on January 19 petitioned Perdue to exempt the state from the roadless rule to give Alaskans access to the Tongass for a host of reasons. "We see this as one of many significant opportunities to work with you to support a diverse and robust forest products sector in Southeast Alaska," Walker wrote in a 235-page petition.

The State of Alaska Congressional delegation has been campaigning for 15 years to exempt the Tongass from the roadless rule. The Clinton administration's Jan. 12,

Public Land News is published by Resources Publishing Co.,
P.O. Box 41320 • Arlington, VA 22204
Phone: (703) 553-0552 • Fax: (703) 553-0558 • E-Mail: james@resourcespublishing.com • www.publiclandsnews.com

AMERICAN OVERSIGHT
NV-DA-20-0815-A-001659

2001, roadless regulation limits road building and other activities on 58.5 million acres of national forest.

Under President George W. Bush the Forest Service in 2003 posted a separate rule exempting the 17 million-acre Tongass National Forest (not all of it roadless) from the Clinton rule. But in 2005 the U.S. Supreme Court left in place an appeals court decision that denied the exemption for the Tongass.

Senate Energy Committee Chairman Lisa Murkowski (R-Alaska) this winter came within a whisker of persuading Congress to exempt the Tongass from the roadless area rule. She included in a draft fiscal year 2018 pubic lands appropriations bill on Nov. 20, 2017, a provision that would exempt the Tongass and the 5.4 million-acre Chugach National Forest from the Clinton rule. A House-Senate conference committee killed the provision in March.

Murkowski's amendment was one sentence long: "The Roadless Area Conservation Rule established under part 294 of title 36, Code of Federal Regulations (or successor regulations), shall not apply with respect to any National Forest System land in the State of Alaska."

At an April 24 Senate Energy Committee hearing on the Forest Service's fiscal year 2019 budget Murkowski again made her case for exempting the Tongass from the roadless rule.

She told Forest Service Acting Chief Vicki Christiansen, "As I have said many times before, the Roadless Rule has never made sense in the Tongass, a forest made up of 32 island communities. In my mind, more access starts with restoring the Roadless exemption in the Tongass, and you have a state petition that asks you to do just that. We hear a lot of talk about keeping public lands accessible to the public, but in Alaska, that's often very different from the public's experience."

Christiansen responded, "We are working very closely with the State of Alaska to look at all of the options to address the Roadless issues. A response is being submitted in the matter of a day from Secretary Perdue back to the State of Alaska. We want to look for success in how we can assure southeast Alaska citizens have the needs met as you identified, and we will support the state in numerous ways on those various options."

The response Christiansen mentioned is contained in Perdue's April 25 letter.

Although Christiansen and Perdue said they would cooperate with the state, neither said outright the Forest Service would attempt to provide a total exemption to the Tongass from the roadless rule.

In its petition to Perdue the State of Alaska argued that, for the purposes of a Tongass exemption rule, it is immaterial that the courts have rejected such an exemption in the past. The state said it is just good policy to approve the exemption.

"Rationales for exempting the Tongass from the Roadless Rule in a new USDA rulemaking are not entirely equivalent to Alaska's legal claims and arguments challenging the Roadless Rule in federal court," the state said. "The most important difference is that USDA can enact or change policy via a rulemaking whether such action is legally mandated or just good policy as determined by the agency."

Perdue in a brief four-paragraph letter told Alaska Department of Natural Resources Commissioner Andrew Mack, "We share your interest in exploring options to help create jobs and prosperity for rural communities in Southeast Alaska, and the forest-products sector has long been part of this economy."

Environmentalists who have contested the Tongass exemption from the beginning did not let the Alaska petition go uncontested. They wrote Perdue April 10 and argued that the Clinton rule does allow access to the Tongass, except for a couple of uses.

A letter signed by dozens of national and state environmental groups said, "The petition ignores the fact that USDA narrowly tailored the Roadless Rule to limit only two activities in roadless areas, road construction/reconstruction and logging, because those activities pose the greatest likelihood of irretrievably altering and fragmenting roadless landscapes. The petition also ignores the Rule's series of established exceptions that 'honor existing law or address social or economic concerns.'"

Tongass land management plan: At the April 24 Senate committee hearing Murkowski paired the roadless rule dispute with a complaint that an Obama administration Tongass land management plan deprives timber companies of wood.

On Dec. 9, 2016, the Forest Service approved a plan to transfer Tongass National Forest timber sales to younger trees. Murkowski argued then and argues now that the service should complete an ongoing inventory of young growth before implementing the plan.

Indeed in the fiscal 2018 appropriations law (PL 115-141 of March 23) Murkowski successfully persuaded Congress to stay implementation of the Obama plan until the inventory was completed. "Until the Service has determined, based on a completed stand-level inventory, the timing and supply of economic young growth needed for a successful final transition and whether the 2016 Forest Plan should be amended or revised, the Service is directed not to implement a final transition away from its Tongass old growth timber program to a program based primarily on young growth," the law says.

At the April 24 Senate committee hearing Murkowski also pressed Christiansen to revise the management plan. "So we are working now top to put together the most effective method to get those fixes in an amendment while we look at other options for potentially addressing the transition period when the inventory is completed at the end of the summer," she said.

Christiansen said the Forest Service was working on the fixes and hoped to complete the inventory of young growth by the end of the summer.

AMERICAN OVERSIGHT

The state petition is here: https://presspage-production-content.s3.amazonaws.com/uploads/1963/document-gw-05.pdf?10000.

The environmentalist response is here: https://earthjustice.org/sites/default/files/files/Letter%20to%20Sec.%20Perdue%20Opposing%20State%20Petition%204-10-18.pdf.

BLM begins ANWR scoping despite fierce green attacks

In the face of a barrage of criticism from Democrats and environmentalists, BLM April 20 officially took the first step toward an initial oil and gas lease sale in the Arctic National Wildlife Refuge (ANWR).

BLM announced it will accept public advice through June 20 on environmental documentation of the lease sale of at least 400,000 acres. Although the law authorizing leasing (PL 115-97 of Dec. 22, 2017) calls for an initial sale within four years, Democratic critics anticipate BLM will hold the sale next year.

Exactly what sort of leasing EIS BLM prepares is an open and important issue. That's because PL 115-97 sort of fudged the question. The law implies that the environmental review should follow standards put down by the National Petroleum Reserve Act.

It says, "Except as otherwise provided in this section, the Secretary shall manage the oil and gas program on the Coastal Plain *in a manner similar to* the administration of lease sales under the Naval Petroleum Reserves Production Act of 1976 (42 U.S.C. 6501 et seq.) (including regulations)." Our emphasis.

Thus, in its Federal Register scoping notice BLM says, "In accordance with Section 20001 of the Tax Cuts and Jobs Act of 2017 (PL 115-97), and the National Environmental Policy Act of 1969, as amended, and *in a manner similar to* the administration of lease sales under the Naval Petroleum Reserves Production Act of 1976, as amended, (BLM) intends to prepare a Leasing (EIS)." Again, our emphasis.

That appears to give BLM some leeway in what it puts into an EIS.

Environmentalists strongly hinted at a lawsuit. "The Trump Administration's frantic scramble to sell oil leases in the coastal plain of the Arctic National Wildlife Refuge is a direct threat to the traditional lifestyle of the Gwich'in people and an assault on the wildlife and habitat of America's greatest intact natural heritage," said Dr. David Raskin, president of the Friends of Alaska National Wildlife Refuges. "It is a violation of the laws and requirements for management of this iconic refuge that belongs to every American, not just the oil industry and their political supporters."

Eight House Democrats led by Raúl M. Grijalva (D-Ariz.), the ranking member

of the House Natural Resources Committee, objected to the speed with which BLM is preparing the sale.

"We remain staunchly opposed to oil and gas activities on the Coastal Plain, and believe that inclusion of the Arctic Refuge leasing provision in H.R. 1 behind closed doors was improper and contrary to the majority sentiment in Congress and among the American people regarding leasing and drilling in the Refuge," they wrote Secretary of Interior Ryan Zinke April 19. "Attempting to rush the leasing process, as DoI is doing, is unnecessary, inappropriate, and likely to result in serious harm to one of our nation's last remaining truly wild areas."

By "behind closed doors" the Democrats were referring to a House-Senate conference committee in December on the big tax law to which ANWR leasing was attached.

For all the complaints of the critics the Alaska Congressional delegation and Gov. Bill Walker (I-Alaska) are solidly behind the leasing plan.

The delegation – Senate Energy Committee Chairman Lisa Murkowski (R-Alaska), Sen. Dan Sullivan (R-Alaska) and Rep. Don Young (R-Alaska) - put out a joint statement endorsing BLM's action. "We welcome this scoping announcement and the Department's continued work to implement our legislation opening the Coastal Plain to responsible energy development," the delegation said.

Walker put out his own statement, saying the state was on board. "This is an important priority for my administration given the potential for significant new revenues from lease sales and production," he said. "The State of Alaska will work with the U.S. Department of Interior to support their efforts to prepare for these lease sales and ensure that local input is taken into consideration."

The law anticipates raising just over $900 million from two lease sales – one within four years of at least 400,000 acres from the 1.5 million-acre coastal plain and the other within seven years. An Interior Department Royalty Advisory Committee has recommended an accelerated schedule for the initial sale.

Advocates for leasing in the coastal plain - the State of Alaska, the Trump administration and the Alaska Congressional delegation – may have suffered a setback in January when the International Energy Agency ran up a caution flag. The agency told the Senate Energy Committee that Murkowski chairs that, given existing markets, production probably wouldn't be likely until the year 2030. Again, the legislation authorizes two lease sales, one within four years (by 2022) and one within seven years (by 2025).

In its analysis of the legislation authorizing leasing the Congressional Budget Office estimated receipts of $900 million over the 2018-2027 period, well short of the period when the International Energy Agency projects production will begin in earnest.

The liberal/progressive group Center for American Progress has done its own analysis, and anticipates minimal returns from a sale. The group said it estimates "that offering oil and gas leases in the Arctic Refuge is likely to yield no more than $37.5 million in revenue for the U.S. Treasury over the next 10 years — far short of the $1 billion to $1.8 billion that drilling proponents claim could be raised."

Pro-development forces received a boost on Dec. 23, 2017, when the U.S. Geological Survey (USGS) increased its estimate of onshore oil reserves on the North Slope of Alaska from 1.5 billion barrels in 2010 to 8.7 billion barrels. In the report USGS based the increase on new oil discoveries in and near the National Petroleum Reserve Alaska that is close to the coastal plain of ANWR. The USGS report is available here: https://pubs.er.usgs.gov/publication/fs20173088.

BLM said that it would hold environmental scoping hearings in Alaska in Anchorage, Arctic Village, Fairbanks, Kaktovik and Utqiagvik. Public comments may be submitted by e-mail to blm_ak_coastalplain_EIS@blm.gov, at the BLM website www.blm.gov/alaska/coastal-plain-eis or by mail to BLM, Alaska State Office, Attention—Coastal Plain EIS, 222 West 7th Avenue, #13, Anchorage, AK 99513–7599.

Public Lands News is published by Resources Publishing Co., P.O. Box 41320, Arlington, VA 22204. EIN 52-1363538. Phone (703) 553-0552. FAX (703) 553-0558. E-mail james@resourcespublishing.com. Website: http://www.plnfpr.com.

AMERICAN OVERSIGHT

Stephanie M. Klapstein

From: Renee James <rjames@ngomunis.com> on behalf of Wade Norris <wnorris@ngomunis.com>
Sent: Wednesday, January 10, 2018 6:08 AM
To: 'Steve Aichroth (saichroth@housing.nv.gov)'; 'Danielle J. Amorena-Kenny Esq. (Danielle.Amorena@KutakRock.com)'; 'Jeff Baker (Jeffrey.baker@db.com)'; 'Deepa Balavijayan Esq.(Deepa.Balavijayan@KutakRock.com)'; 'James Becker - Zions First National Bank (james.becker@zionsbancorp.com)'; 'Andi Beebe (beebea@pfm.com)'; 'Maati Benmbarek (maati@klein-financial.com)'; 'Alan Bogomilsky(abogomilsky@klein-financial.com)'; 'Chip Bowlby (cbowlby@renolandinc.com)'; 'DanDixon (daniel.dixon@zionsbank.com)'; Tom Downey; 'Christian Dubois Esq. (cdubois@coxcastle.com)'; 'Fred Eoff (eofff@pfm.com)'; 'Fabiola Fernandes (fabiola.fernandes@zionsbank.com)'; Ryan George; 'John P. Gleber (john.gleber@db.com)'; 'MichaelHolliday (mholliday@housing.nv.gov)'; 'SandiKinney (sandi.kinney@zionsbank.com)'; 'bobklein@klein-financial.com'; 'TomMerschel (tmerschel@renolandinc.com)'; 'O'Malley Miller (omiller@allenmatkins.com)'; 'Philip C. Morgan Esq.(pmorgan@orrick.com)'; 'David Nix Esq.(david.nix@kutakrock.com)'; Wade Norris; Reggie Norris; 'ColleenPlatt Esq. (plattlawgroup@outlook.com)'; 'Leslie A. Powell Esq. (leslie.powell@kutakrock.com)'; 'Gayle Rice (gayle.rice@db.com)'; 'Rabecca Rich (rabecca.rich@ticortitle.com)'; 'Steve Ryan Esq. (sryan@coxcastle.com)'; 'Greg Salter (salterg@reno.gov)'; 'Shelly Saltz (ssalz@ticortitle.com)'; 'CylusScarbrough (scarbroughc@reno.gov)'; 'CharlesSeymour (charles.seymour@db.com)'; 'MichaelSfregola (msfregola@gibsondunn.com)'; 'Roma I.Shupe (rishupe@orrick.com)'; 'Eric Steiglitz(esteiglitz@gibsondunn.com)'; 'Tim Whitright(twhitright@housing.nv.gov)'; 'Elaine Wiseman(wisemane@reno.gov)'
Subject: FW: Sierra Summit - Revised Bond Documents -- NGO Comments
Attachments: 2018_01_09 Sierra Summit NGO Bond Doc Cmnts.pdf

Ladies and Gentlemen:

It was brought to our attention that some individuals were not included on this email yesterday. We are resending to the entire working group to be sure that everyone receives it.

Thank you.

Please note my new contact information below, as of 10-01-17.

Renee James on behalf of Wade Norris
Legal Secretary
Norris George & Ostrow PLLC
Direct: (240) 888-4301
Office: (202) 973-0103
Email: rjames@ngomunis.com
www.ngomunis.com

From: Wade Norris
Sent: Tuesday, January 9, 2018 10:28 AM
To: 'Nix, David A.' <David.Nix@KutakRock.com>; Alan Bogomilsky <alan@klein-financial.com>; Balavijayan, Deepa <Deepa.Balavijayan@KutakRock.com>; Robert Klein <bobklein@klein-financial.com>; Maati Benmbarek <maati@klein-financial.com>; 'cdubois@coxcastle.com' <cdubois@coxcastle.com>; 'wnorris@ennbonds.com' <wnorris@ennbonds.com>; 'John.gleber@db.com' <John.gleber@db.com>; Britschgi, Richard F. <Richard.Britschgi@KutakRock.com>; Amorena, Danielle J. <Danielle.Amorena@KutakRock.com>;

AMERICAN OVERSIGHT

'Charles.seymour@db.com' <Charles.seymour@db.com>; 'Jeffrey.baker@db.com' <Jeffrey.baker@db.com>; 'Gayle.rice@db.com' <Gayle.rice@db.com>; 'rnorris@ennbonds.com' <rnorris@ennbonds.com>
Cc: Ryan George <rgeorge@ngomunis.com>; Tom Downey <tdowney@ngomunis.com>; Reggie Norris <rnorris@ngomunis.com>
Subject: RE: Sierra Summit - Revised Bond Documents -- NGO Comments

Ladies and Gentlemen,

Our comments on the Bond documents are attached. For the provision of the Reg Agreement which governs a proposed transfer of the Project, we'd suggest the following language. This language has been used in Regulatory Agreements on over the past 10 years or more on many financings in the western US and elsewhere. Please note that Cox Castle, as outside co counsel to the Borrower, will have further comments on this language and possibly other comments on the Bond Docs, but we wanted to get these basic comments around for the group's review. Thanks. Wade Norris

Transfer of the Project

. For the Compliance Period, the Owner shall not Transfer the Project, in whole or in part, without the prior written consent of the Issuer, which consent shall not be unreasonably withheld or delayed if the following conditions are satisfied: (A) the receipt by the Issuer of evidence acceptable to the Issuer that (1) the Owner shall not be in default hereunder or under the Loan Agreement, if in effect (which may be evidenced by a Certificate of Continuing Program Compliance), or the transferee undertakes to cure any defaults of the Owner to the reasonable satisfaction of the Issuer; (2) the continued operation of the Project shall comply with the provisions of this Regulatory Agreement; (3) either (a) the transferee or its Manager has at least three years' experience in the ownership, operation and management of similar size rental housing projects, and at least one year's experience in the ownership, operation and management of rental housing projects containing below-market-rate units, without any record of material violations of discrimination restrictions or other state or federal laws or regulations or local governmental requirements applicable to such projects, or (b) the transferee agrees to retain a Manager with the experience and record described in subclause (a) above, or (c) the transferring Owner or its management company will continue to manage the Project, or another management company reasonably acceptable to the Issuer will manage, for at least one year following such Transfer and, if applicable, during such period the transferring Owner or its management company will provide training to the transferee and its manager in the responsibilities relating to the Low Income Units; and (4) the person or entity that is to acquire the Project does not have pending against it, and does not have a history of significant and material building code violations or complaints concerning the maintenance, upkeep, operation, and regulatory agreement compliance of any of its projects as identified by any local, state or federal regulatory agencies; (B) the execution by the transferee of any document reasonably requested by the Issuer with respect to the assumption of the Owner's obligations under this Regulatory Agreement and the Loan Agreement (if then in effect), including without limitation an instrument of assumption hereof and thereof, and delivery to the Issuer of an opinion of such transferee's counsel to the effect that each such document and this Regulatory Agreement are valid, binding and enforceable obligations of such transferee, subject to bankruptcy and other standard limitations affecting creditor's rights; (C) receipt by the Issuer and the Trustee of an opinion of Bond Counsel to the effect that any such Transfer will not adversely affect the Tax-Exempt status of interest on the Bonds; and (D) receipt by the Issuer of all fees and/or expenses then currently due and payable to the Issuer by the Owner.

It is hereby expressly stipulated and agreed that any Transfer of the Project in violation of this Section 12 shall be null, void and without effect, shall cause a reversion of title to the Owner, and shall be ineffective to relieve the Owner of its obligations under this Regulatory Agreement. The written consent of the Issuer to any Transfer of the Project shall constitute conclusive evidence that the Transfer is not in violation of this Section 12. Nothing in this Section shall affect any provision of any other document or instrument between the Owner and any other party which requires the Owner to satisfy certain conditions or obtain the prior written consent of such other party in order to Transfer the Project. Upon any Transfer that complies with this Regulatory

AMERICAN OVERSIGHT

Agreement, the Owner shall be fully released from its obligations hereunder to the extent such obligations have been fully assumed in writing by the transferee of the Project.

The foregoing notwithstanding, the Project may be transferred pursuant to a foreclosure, exercise of power of sale or deed in lieu of foreclosure or comparable conversion under the Deed of Trust without the consent of the Issuer or compliance with the provisions of this Section 12. The Issuer hereby approves the transfer of limited partnership interests in the Owner to affiliates of the investor limited partner of the Owner, including, without limitation, the transfer of partnership interests in the Owner from the investor limited partner and non-managing [membership/partnership] interests in the limited partner of Owner.

For the Compliance Period, the Owner shall not: (1) encumber any of the Project or grant commercial leases of any part thereof, or permit the conveyance, transfer or encumbrance of any part of the Project, except for (A) Permitted Encumbrances, or (B) a Transfer in accordance with the terms of this Regulatory Agreement, in each case upon receipt by the Issuer and the Trustee of an opinion of Bond Counsel to the effect that such action will not adversely affect the Tax-Exempt status of interest on the Bonds (provided that such opinion will not be required with respect to any encumbrance, lease or transfer relating to a commercial operation or ancillary facility that will be available for tenant use and is customary to the operation of multifamily housing developments similar to the Project); (2) demolish any part of the Project or substantially subtract from any real or personal property of the Project, except to the extent that what is demolished or removed is replaced with comparable property or such demolition or removal is otherwise permitted by the Loan Agreement or the Deed of Trust; or (3) permit the use of the dwelling accommodations of the Project for any purpose except rental residences.

AMERICAN OVERSIGHT

DRAFT
~~9~~12/~~15~~14/2017

NEVADA HOUSING DIVISION,
as Issuer

and

ZB, NATIONAL ASSOCIATION DBA ZIONS BANK,
as Trustee

NGO Comments
1/9/18

TRUST INDENTURE

Dated as of December 1, 2017

$[Par Amount]
Nevada Housing Division
Multi-Unit Housing Revenue Bonds
(Summit Club Apartments) Series 2017

~~[Add Taxable Series of Bonds?]~~

Deleted?

OHSUSA:~~767328000.3~~ 767328000.4

AMERICAN OVERSIGHT

DRAFT
~~9~~12/~~15~~14/2017

LOAN AGREEMENT

between

NEVADA HOUSING DIVISION,
as Issuer

and

~~SUMMIT CLUB APARTMENTS, LP~~DWF V Summit Club Holdings, LLC,
a ~~Nevada~~Delaware limited ~~partnership~~liability company,
as Borrower

relating to

$[Par Amount]
Nevada Housing Division
Multi-Unit Housing Revenue Bonds
(Summit Club Apartments) Series 2017

~~[Add Taxable Series?]~~ Deleted?

Dated as of ~~_____~~December 1, 2017

AMERICAN OVERSIGHT

"*Investment Securities*" means any of the following obligations or securities:

(a) Government Obligations;

(b) bonds, notes or other obligations rated in one of the two highest investment grade ratings available from Moody's or S&P;

(c) commercial paper with a rating of P-1 from Moody's or A-1 from S&P;

(d) certificates of deposit or time deposits to the extent insured by the Federal Deposit Insurance Corporation;

(e) repurchase agreements with a term not greater than thirty (30) days which are fully secured by obligations of the type specified in (a) above with banks or financial institutions rated in one of the two highest investment grade ratings available from Moody's or S&P; and

(f) money market mutual funds, including those for which the Trustee or any Affiliate receives compensation with respect to such investment, which are either (i) rated in the highest rating category by a Nationally Recognized Rating Agency or (ii) comprised in their entirety of Government Obligations; and

(g) any investment approved by the Bondholder Representative~~;provided, that, in addition to the foregoing limitations, any investment of proceeds of the Bonds in mortgage obligations on single family dwellings purchased from a state or federally chartered bank or savings and loan association pursuant to a repurchase agreement under which the bank or savings and loan association will repurchase the mortgage obligation on or before a specified date and for a specified amount, shall be insured by a mortgage insurance company licensed to insure mortgages in the State of Nevada and qualified to provide insurance on mortgages purchased by the Federal Home Loan Mortgage Corporation or the Federal National Mortgage Association~~.

Does this trigger a federally guaranteed prohibition. ? Delete? I think we agreed it is not needed.

"*Investor Letter*" means an Investor Letter executed by any Approved Institutional Buyer substantially in the form attached to this Indenture as Exhibit C.

"*Issuer*" means Nevada Housing Division, a division of the Department of Business and Industry of the State.

"*Loan*" means the loan made by the Issuer to the Borrower pursuant to the Loan Agreement for the purpose of providing funds to the Borrower to finance the acquisition, construction and equipping of the Project.

"*Loan Agreement*" means the Loan Agreement, dated as of _____ 1, 2017, between the Issuer and the Borrower, providing for the funding of the Loan, as amended, restated and/or supplemented from time to time.

AMERICAN OVERSIGHT

NV-DA-20-0615-A-001570

REGULATORY AGREEMENT
AND DECLARATION OF RESTRICTIVE COVENANTS

by and among

NEVADA HOUSING DIVISION,
as Issuer

and

ZB, NATIONAL ASSOCIATION DBA ZIONS BANK,
as Trustee

and

DWF V SUMMIT CLUB ~~APARTMENTS, LP,~~
~~a Nevada~~HOLDINGS, LLC,
a Delaware limited ~~partnership,~~
~~as Borrower~~liability company,

and

SUMMIT CLUB AFFORDABLE PARTNERS, LP

Dated as of ~~———~~December 1, 2017

relating to

$[_____]
Nevada Housing Division
Multi-Unit Housing Revenue Bonds
(Summit Club Apartments)
Series 2017

AMERICAN OVERSIGHT

(i) The Master Lease or the grant of a leasehold interest in a part of the Project of three years or less (or such longer lease term as the Issuer may permit by prior written approval) not containing an option to purchase;

(ii) sales or transfers of fixtures or any personal property in connection with the weatherization, preservation or maintenance of the Project pursuant to: (A) paragraph (e) of Section 6 of this Regulatory Agreement, or (B) the preservation and maintenance provisions of the Loan Agreement or the Deed of Trust; or

(iii) transfers by devise or descent or by operation of law upon the death of a joint tenant or a partner of the Borrower; provided however, that the delivery of evidence and opinions pursuant to paragraph (a) of this Section 12 shall be required in connection with transfers under this sub-paragraph (iii) of this paragraph (c).

(d) [The Borrower hereby covenants and agrees that~~, except as provided below in paragraph (e) of this Section 12,~~ any sale or other transfer of the ~~partnership~~entities constituting the Borrower or any change in ~~a general partner or investor limited partner~~the ownership of such entities of the Borrower shall be subject to the prior written consent of the Issuer.]

~~(e) The Investor Limited Partner's interests of the Borrower shall also be transferable with the prior written consent of the Issuer (which consent shall not be unreasonably withheld) to any entity whose long-term debt obligations are rated "A-" or higher by Standard and Poor's or "A3" or higher by Moody's Investors Service (a "Corporate Investor"). Transfer of Investor Limited Partner's interests in the Borrower to any other person or entity shall be subject to the prior written consent of the Issuer in its reasonable discretion. Amendments to the Borrower's Limited Partnership Agreement may be executed in connection with any such transfers permitted under this paragraph (e) of this Section 12 without the approval of the Issuer, provided that such amendment does not materially change the Borrower Limited Partnership Agreement except to the extent necessary to effect such transfer.~~

~~Notwithstanding anything to the contrary contained hereby, the Borrower's Investor Limited Partner shall be permitted to remove a general partner thereof for cause in accordance with the Borrower Limited Partnership Agreement without the consent of the Issuer so long as, concurrently therewith, the replacement general partner is approved by the Issuer. If the Investor Limited Partner of the Borrower exercises its right to remove a general partner thereof, the Issuer shall not unreasonably withhold its consent if the substitute general partner is a Corporate Investor, and the Issuer's consent shall not be required if the Investor Limited Partner or an entity that controls, is controlled by or is under common control with the Investor Limited Partner, is the substitute general partner. The prior written consent of the Issuer in its reasonable discretion shall be required if any other person or entity is the substitute general partner. Any request for the Issuer's consent to a removal and substitution shall be promptly given to the Issuer and a copy of any amendment to the Borrower Limited Partnership Agreement shall be promptly submitted to the Issuer.~~

Upon written request of the Borrower to the Issuer, the Issuer may waive the foregoing restrictions in its sole and absolute discretion.

AMERICAN OVERSIGHT

NV-DA-20-0615-A-001572

Stephanie M. Klapstein

From: Joel Grace <jgrace@renolandinc.com>
Sent: Monday, July 23, 2018 4:19 PM
To: Robert Klein
Cc: Chip Bowlby; mholliday@housing.nv.gov
Subject: FW: Sierra Summit Club (Inova)

Bob,

See the email below. Let me know if you need anything else.

All the best.

Joel

RL RENO LAND INC.
Joel Grace
V.P. of Development
6001 Talbot Lane
Reno, Nevada 89509
(D) 775-372-6487
(C) 775-343-8304

From: Burke, Cori <CBurke@washoecounty.us>
Sent: Monday, July 23, 2018 9:42 AM
To: Joel Grace <jgrace@renolandinc.com>
Subject: FW: Sierra Summit Club (Inova)

Joel,

Below is the email that was sent to Jacob LaRow. Again, please accept my apologizes. It was my belief that it would be forwarded to the necessary parties. Please forward to Mr. Holiday if you don't mind.

Respectfully,

Cori Burke
Chief Deputy Assessor | Assessor's Office
cburke@washoecounty.us | Office: 775.328.2203 | Fax: 775-328-3641
PO Box 11130, Reno, NV 89520-0027
1001 E. Ninth St, Bldg. D, Reno, NV 89512

AMERICAN OVERSIGHT

From: Jacob LaRow [mailto:jlarow@housing.nv.gov]
Sent: Tuesday, July 10, 2018 3:58 PM
To: Burke, Cori
Subject: RE: Sierra Summit Club (Inova)

Hi Cori-

That looks great. Thanks for your help!

Sincerely,

Jacob LaRow
Deputy Administrator
Nevada Housing Division
3300 W. Sahara Avenue, Ste. 300
Las Vegas, Nevada 89102
702.486.5990 (p)
702.486.7227 (f)
jlarow@housing.nv.gov



Confidentiality Notice: This e-mail is intended for the use of the individual or entity named herein. If you are not the intended recipient, you are hereby notified that any disclosure, copying, distribution or taking of any action in the reliance on the contents of this e-mail is strictly prohibited. If you have received this e-mail in error, please notify the Division immediately.

From: Burke, Cori [mailto:CBurke@washoecounty.us]
Sent: Tuesday, July 10, 2018 3:55 PM
To: Jacob LaRow <jlarow@housing.nv.gov>
Subject: Sierra Summit Club (Inova)

Jacob,

This email is in response to a request for information on the administration of tax exemptions for low income housing projects in Washoe County. Our interpretation, and therefore application, is a three part test as follows:

1. The property must have been funded in part by federal money appropriated pursuant to 42 USC §§ 12701 et seq. for the year that the exemption is applied. (NRS 361.082[1])
2. Only the portion of the property that is rent & income restricted is eligible for the exemption. (NRS 361.082[2])
3. Of that portion, the units must meet either the 20-50 test or the 40-60 test as described in NAC 361.089(9)(a) and (b).

If all three tests are met, all rent & income restricted units on that property would qualify for the tax exemption.

Please let me know if I can be of further assistance.

Sincerely,

AMERICAN OVERSIGHT

Cori Burke
Chief Deputy Assessor | Assessor's Office
cburke@washoecounty.us | Office: 775.328.2203 | Fax: 775-328-3641
PO Box 11130, Reno, NV 89520-0027
1001 E. Ninth St, Bldg. D, Reno, NV 89512

AMERICAN OVERSIGHT

Stephanie M. Klapstein

From: MicrosoftExchange329e71ec88ae4615bbc36ab6ce41109e@nv.onmicrosoft.com on behalf of Paul Anderson <paul.anderson@diversifynevada.com>
Sent: Wednesday, July 18, 2018 11:21 AM
To: Andrew Clinger
Subject: FW: Storey County Effluent Water Pipeline | Special GOED Board Meeting
Attachments: FW: Storey County Effluent Water Pipeline | Special GOED Board Meeting

Sender: paul.anderson@diversifynevada.com
Subject: FW: Storey County Effluent Water Pipeline | Special GOED Board Meeting
Message-Id: <AC830F0E-4F0A-4146-811C-6B159E54178C@diversifynevada.com>
To: aclinger@gov.nv.gov

AMERICAN OVERSIGHT

Stephanie M. Klapstein

From: Paul Anderson <paul.anderson@diversifynevada.com>
Sent: Wednesday, July 18, 2018 11:21 AM
To: Andrew Clinger
Subject: FW: Storey County Effluent Water Pipeline | Special GOED Board Meeting
Attachments: GOED - Storey County Presentation FINAL.pdf; Storey County Effluent PipelineProject Summary 2018 _06_29 - JNAx.pdf

Attached is the pipeline primer and previous slide deck. Some things have changed but most of it is similar.

Best regards,

Paul Anderson
Executive Director

Nevada Governor's Office of
ECONOMIC DEVELOPMENT
555 E. Washington Suite 5400
Las Vegas, Nevada 89101
702-486-2700

www.diversifynevada.com

From: Brian Gordon <bgordon@appliedanalysis.com>
Date: Tuesday, July 17, 2018 at 12:23 PM
To: Paul Anderson <paul.anderson@diversifynevada.com>
Subject: RE: Storey County Effluent Water Pipeline | Special GOED Board Meeting

Paul – No problem. Please see attached. Note, we have shifted from revenue bonds (sourced to tax increment as indicated in the presentation from a year ago) to SID bonds (secured by real estate in the current structure).

Let me know if I can help in any way.

Brian

Brian R. Gordon, CPA, Principal
Applied Analysis / SalesTraq
6385 S. Rainbow Blvd.; Suite 105; Las Vegas, Nevada 89118
Tel: 702.967.3333 | Fax: 702.314.1439
bgordon@appliedanalysis.com | www.appliedanalysis.com

AMERICAN OVERSIGHT

From: Paul Anderson <paul.anderson@diversifynevada.com>
Sent: Tuesday, July 17, 2018 10:08 AM
To: Brian Gordon <bgordon@appliedanalysis.com>
Subject: Re: Storey County Effluent Water Pipeline | Special GOED Board Meeting

Will you send over the previous slide deck for reference? I understand much of it has likely changed.

Thank you.

Paul Anderson | Executive Director
Governors Office of Economic Development | GOED
paul.anderson@diversifynevada.com

On Jul 17, 2018, at 9:51 AM, Brian Gordon <bgordon@appliedanalysis.com> wrote:

> Paul –
>
> Attached is a current summary/overview, if helpful. We had previously given a presentation to the GOED board back in August 2017, but the form/structure of the transaction has changed. We are actively working on the revised Economic Development Financing Proposal (EDFP), but that won't be ready for review for about a week or so. Let me know if there is anything else I can provide.
>
> Sincerely,
>
> Brian
> ---
> **Brian R. Gordon, CPA, Principal**
> **Applied Analysis / SalesTraq**
> 6385 S. Rainbow Blvd.; Suite 105; Las Vegas, Nevada 89118
> Tel: 702.967.3333 | Fax: 702.314.1439
> bgordon@appliedanalysis.com | www.appliedanalysis.com
> ---

From: Paul Anderson <paul.anderson@diversifynevada.com>
Sent: Tuesday, July 17, 2018 9:45 AM
To: Brian Gordon <bgordon@appliedanalysis.com>
Subject: Re: Storey County Effluent Water Pipeline | Special GOED Board Meeting

Meeting with Gov today to confirm date and see if there are any questions or concerns. Please forward any docs you have prepared to make the case.

Paul Anderson | Executive Director
Governors Office of Economic Development | GOED
paul.anderson@diversifynevada.com

On Jul 14, 2018, at 9:17 AM, Brian Gordon <bgordon@appliedanalysis.com> wrote:

> Paul –
>
> I wanted to circle back on our email exchange from below. The team working on the Economic Development Financing Proposal (EDFP) is trying to stick to the schedule we discussed. Can you let me know what is needed to put the wheels in motion for a special meeting of the GOED board to receive a report and take

AMERICAN OVERSIGHT

possible action to approve Storey County's EDFP application on August 14, 2018. The timing and scope of the EDFP may be impacted by appraisal reports and assessment engineer analyses, but this targeted timing seems to make the most sense given what we know today.

Let me know if it would be easier to talk, or if we should reach out to your staff directly to coordinate the details.

Sincerely,

Brian

Brian R. Gordon, CPA, Principal
Applied Analysis / SalesTraq
6385 S. Rainbow Blvd.; Suite 105; Las Vegas, Nevada 89118
Tel: 702.967.3333 | Fax: 702.314.1439
bgordon@appliedanalysis.com | www.appliedanalysis.com

From: Paul Anderson <paul.anderson@diversifynevada.com>
Sent: Tuesday, July 10, 2018 3:58 PM
To: Brian Gordon <bgordon@appliedanalysis.com>
Subject: Re: Storey County Effluent Water Pipeline | Special GOED Board Meeting

That day currently works just fine. That week and the following I'm in town before the next trade mission.

Thank you. Look forward to getting this thing done and moving forward.

Paul Anderson | Executive Director
Governors Office of Economic Development | GOED
paul.anderson@diversifynevada.com

On Jul 10, 2018, at 3:53 PM, Brian Gordon <bgordon@appliedanalysis.com> wrote:

> Paul –
>
> I hope your travels are going well.
>
> I wanted to follow-up on our conversation from a few weeks ago about the Storey County Effluent Water Pipeline project. We are assembling all of the elements and working with the county, their advisors and the development team on the project. We are still considering a special GOED board meeting during the window we talked about in August. If that is still a possibility, can you let me know how Tuesday, August 14th works as a possible date? This would be two days before the regularly scheduled Interim Finance Committee meeting on August 16th and would work well with the overall project calendar. We can explore alternative dates if necessary.
>
> I didn't want to be presumptive, so I thought it was best to check with you before reaching out to Mariah or anyone else on your team. Let me know your thoughts when time permits.
>
> Sincerely,

AMERICAN OVERSIGHT

Brian

Brian R. Gordon, CPA, Principal
Applied Analysis / SalesTraq
6385 S. Rainbow Blvd.; Suite 105; Las Vegas, Nevada 89118
Tel: 702.967.3333 | Fax: 702.314.1439
bgordon@appliedanalysis.com | www.appliedanalysis.com

<Storey County Effluent Pipeline Project Summary 2018_06_29 - JNAx.pdf>

AMERICAN OVERSIGHT

Stephanie M. Klapstein

From: Ryan McGinness <ryan@nevadadc.org>
Sent: Tuesday, February 13, 2018 6:55 AM
To: Christina Davis
Subject: FW: WH Invite: Opportunity Zones

LMK what he's thinking re: WH and I'll get back to them one way or the other this morning.

Ryan McGinness | Nevada Washington Office

On 2/12/18, 8:01 PM, "Michael J. Willden" <mwillden@gov.nv.gov> wrote:

My guess is that the Gov will not attend this event. We are working with Director Manthe and others to better understand the OZ designation process.

So far...I am aware of requests from the City of Henderson and the Pyramid Lake Indian Tribe for designations.

Christina will have to advise if the Gov would attend the WH event.

-----Original Message-----
From: Ryan McGinness [mailto:ryan@nevadadc.org]
Sent: Monday, February 12, 2018 4:30 PM
To: Michael J. Willden <mwillden@gov.nv.gov>; Mari N. St. Martin <mstmartin@gov.nv.gov>; Christina Davis <cmdavis@gov.nv.gov>; Pam Robinson <probinson@gov.nv.gov>; Andrew Clinger <aclinger@gov.nv.gov>; Kathryn E. Reynolds <kreynolds@gov.nv.gov>; Tyler Klimas <tyler@nevadadc.org>
Subject: WH Invite: Opportunity Zones

Gov has been invited to a small event at the WH with POTUS on WEDNESDAY at 215p re: opportunity zones.

OZ was a program created by tax reform to allow govs to designate census tracts in their states for private investment in affordable housing and other similar projects. I know CJ has been working on it - copying Tyler who has been talking with her about it.

WH knows it's short notice and he'd need to be on a plane tomorrow eve at the latest to make it work. LMK.

Ryan McGinness | Sent Wirelessly

AMERICAN OVERSIGHT

Stephanie M. Klapstein

From: Andrew Clinger <aclingernv@gmail.com>
Sent: Friday, April 20, 2018 9:02 AM
To: Mary-Sarah Kinner; Mary-Sarah Kinner
Subject: Fwd: email down

Sent from my iPhone

Begin forwarded message:

> **From:** Cory Hunt <hunt.cory@gmail.com>
> **Date:** April 20, 2018 at 9:01:05 AM PDT
> **To:** "aclingernv@gmail.com" <aclingernv@gmail.com>
> **Subject: email down**
>
> press release
>
> On Apr 20, 2018, at 8:34 AM, Brian Baluta <bbaluta@diversifynevada.com> wrote:
>
> > Mary-Sarah, As per the request, here is some verbiage on the methodology for nominating opportunity zones. We're also looking to DETR to run some numbers on the 61 tracts for the release. — BB
> >
> > To identify the state's 61 priority tracts for Opportunity Zone designations, the Nevada Governor's Office of Economic Development (GOED) and the Nevada Department of Business and Industry solicited input from local governments, regional development authorities, the general public and other interested parties. GOED then utilized indices to measure market traction, social need, and investment opportunity. The methodology incorporates information including:
> >
> > - % population below poverty
> > - % households with rent or mortgages greater than 30% of income
> > - % population not in the labor force
> > - % of population with less than a high school degree
> > - Concentrated income (Gini Index)

AMERICAN OVERSIGHT

- Commercial lending
- Multifamily lending
- Small business lending
- Socioeconomic change
- Concentration of jobs

Summary:

The Tax Cuts and Jobs Act of 2017 established an Opportunity Zone tax incentive, which allows taxpayers to defer paying federal tax on capital gains from the sale of property if those gains are invested in Qualified Opportunity Funds that invest 90% of their assets in businesses located or property used in a designated low-income community. Investors receive modest reductions in their eventual tax bill if they maintain their Opportunity Fund investments for at least five and then seven years. Investors that hold capital in those funds for a full ten years also do not have to pay capital gains tax on the appreciation of their Opportunity Zone investments.

AMERICAN OVERSIGHT

Stephanie M. Klapstein

From: Ryan McGinness <ryan@nevadadc.org>
Sent: Friday, April 20, 2018 6:47 PM
To: Doug Hoelscher
Cc: Mike Willden
Subject: Fwd: Governor Sandoval Nominates 61 Opportunity Zones

Ryan McGinness | Sent Wirelessly

Begin forwarded message:

From: Mary-Sarah Kinner <mkinner@gov.nv.gov>
Date: April 20, 2018 at 6:14:12 PM PDT
To: Mary-Sarah Kinner <mkinner@gov.nv.gov>
Subject: Governor Sandoval Nominates 61 Opportunity Zones

Nevada Governor
Brian Sandoval

For Immediate Release:
April 20, 2018

Contact:
Mary-Sarah Kinner
mkinner@gov.nv.gov

GOVERNOR SANDOVAL NOMINATES 61 OPPORTUNITY ZONES

CARSON CITY, NV – Governor Brian Sandoval today nominated 61 opportunity zones, pursuant to the Tax Cuts and Jobs Act of 2017, which established an Opportunity Zone tax incentive, designed to encourage long-term private investment in low-income communities.

"During my time as Governor, we have invested significant resources in Nevada," Governor Brian Sandoval said. "While we have seen substantial returns, there are still parts of our state that need additional assistance. It is my hope that by nominating these 61 low-income opportunity zones, private investors will choose to fund projects in these areas that benefit the Nevadans who need it most. What's more, we believe that communities surrounding the 61 opportunity zones will also benefit from investment in the zones."

The 61 opportunity zone nominations directly impact more than 230,000 Nevadans in some of Nevada's most disadvantaged communities.

In the 61 tracts:
Average family income is approximately $37,000

AMERICAN OVERSIGHT

(Just 60% of median statewide family income of approximately $62,500)
Average unemployment rate from 2011-2015 is16%
Nearly 2x greater than the national unemployment rate

The Opportunity Zone program runs on essentially two tracks – first, Governors in each state nominate opportunity zones, which are low-income community census tracts that could benefit from significant private investment. Second, once the zones are certified by the U.S. Treasury Department, interested private investors must invest in opportunity funds, specialized vehicles that can then be utilized to invest in the certified opportunity zones.

# # #

Mary-Sarah Kinner
Communications Director
Governor Brian Sandoval
mkinner@gov.nv.gov

AMERICAN OVERSIGHT

NV-DA-20-0615-A-001585

Stephanie M. Klapstein

From: Andrew Clinger <aclingernv@gmail.com>
Sent: Friday, April 20, 2018 9:01 AM
To: Mary-Sarah Kinner; Mary-Sarah Kinner
Subject: Fwd: Info - State email down

Sent from my iPhone

Begin forwarded message:

> **From:** Cory Hunt <hunt.cory@gmail.com>
> **Date:** April 20, 2018 at 9:00:08 AM PDT
> **To:** "aclingernv@gmail.com" <aclingernv@gmail.com>
> **Subject: Info - State email down**
>
> Hi Andrew-
>
> Here's a paragraph for inclusion in the Governor's letter, as well as supporting information from the ACS.
>
> Please let us know if you have any questions.
>
> Thanks,
> -Cory
>
> # # #
>
> Census Tract 32029970200 meets the qualifications established by H.R. 1 SEC. 1400Z(e) as a census tract contiguous with a low-income community. First, Census tract 32029970200 is contiguous with Census Tract 32019960201, a low-income community that is being submitted for designation as an Opportunity Zone. Second, the attached 2012-2016 American Community Survey demonstrates that the median family income of tract 32029970200 does not exceed 125 percent of the median family income of low-income community tract 32019960201. I nominate census tract 32029970200 as a qualified opportunity zone; my office stands ready to answer any questions or provide additional supporting information upon request. In the event that you do not designate this tract, I reserve my right to provide a substitute tract in its place.

AMERICAN OVERSIGHT

Stephanie M. Klapstein

From: Sonia Mendez <info.iba42@gmail.com>
Sent: Friday, July 06, 2018 8:06 AM
To: Melanie Sheldon
Subject: Fwd: July 11, 2018 GOED Board Meeting - Agenda & Materials
Attachments: 4. GOED Board Meeting - May 17, 2018 - Minutes.pdf

Good Morning Melanie,

Can I please request to have a binder prepared for Assemblywoman Bustamante Adams.

Thank you,
Sonia
---------- Forwarded message ----------
From: **Mariah Heriman** <mheriman@diversifynevada.com>
Date: Thu, Jul 5, 2018 at 4:50 PM
Subject: July 11, 2018 GOED Board Meeting - Agenda & Materials
To:

Good Afternoon GOED Board Members,

The Agenda and materials for the July 11, 2018 GOED Board meeting are posted and available on our website: http://www.diversifynevada.com/meetings/goed-board-meeting-july-11

I have also attached the draft May 17, 2018 meeting minutes for your review.

Please note, we are still awaiting the materials for agenda items **8A**.- WINN Fund Growing the Nursing Workforce to Improve Population Health Outcomes and Create Jobs in the State of Nevada and item **11.**- Performance Measures Report. We will upload and distribute those materials to everyone upon receipt.

Please also be reminded of the change in location for this meeting:

North

The Legislative Building

Legislative Counsel Bureau

401 South Carson St. Room 3137

Carson City, NV 89701

South

Grant Sawyer Building

AMERICAN OVERSIGHT

Legislative Counsel Bureau

555 E. Washington Ave, Room 4412

Las Vegas, NV 89101

Have a great evening!

Thank you,

Mariah Heriman

Program Management Specialist

Nevada Governor's Office of Economic Development

555 East Washington Ave. Suite 5400

Las Vegas, NV 89101

Main: (702) 486-2700

Direct: (702) 486-2119

Cell: (702) 271-4296

www.diversifynevada.com

mheriman@diversifynevada.com

Nevada Governor's Office of
ECONOMIC DEVELOPMENT
Empowering Success

AMERICAN OVERSIGHT

NV-DA-20-0615-A-001588

STATE OF NEVADA
GOVERNOR'S OFFICE OF ECONOMIC DEVELOPMENT
BOARD MEETING
May 17, 2018

The meeting of the Board of Economic Development was called to order by Governor Brian Sandoval at the Legislative Counsel Bureau, 401 South Carson St, Room 3137, Carson City, Nevada, 89701; and via video conference at the Grant Sawyer Building, Legislative Counsel Bureau, Room 4412, 555 E. Washington Avenue, Las Vegas, Nevada, 89101.

1. CALL TO ORDER, ROLL CALL AND ESTABLISH QUORUM

VOTING BOARD MEMBERS PRESENT

Governor Brian Sandoval, State of Nevada
Lieutenant Governor Mark Hutchison, State of Nevada
Secretary of State Barbara Cegavske, State of Nevada
Dr. Weldon Havins, Director, Medical Jurisprudence and Ophthalmology, Touro University Nevada
Mr. Adam Kramer, Executive Vice President of Strategy, Switch, Inc.
Mr. James Barrett, Jr., President and Founder, The JABarrett Company
Dr. Dana Bennett, President, Nevada Mining Association
Mr. Dan Klaich, Voting Member at Large
Mr. Raymond Specht, Founder and CEO, Specht Leadership Consulting

NON-VOTING BOARD MEMBERS PRESENT

Mr. Don Soderberg, Director, Department of Employment Rehabilitation and Training

NON-VOTING BOARD MEMBERS ABSENT AND EXCUSED

Dr. Thom Reilly, Chancellor and Chief Executive Officer, Nevada System of Higher Education

STAFF MEMBERS PRESENT

Paul Anderson, Executive Director, GOED, Secretary of Board
Derek Armstrong, Deputy Director, GOED
Karsten Heise, Director of Technology Commercialization, GOED
Ryan Smith, Director of Business Operations, GOED
Brian Baluta, Director of Communications, GOED
Bob Potts, Director of Research, GOED
Stacey Bostwick, Workforce Development Program Coordinator, GOED
Gillian Barclay, Healthcare Industry Specialist, GOED
Michelle Sibley, Executive Assistant / HR Coordinator, GOED

AMERICAN OVERSIGHT

Melanie Sheldon, Program Manager, GOED
Mariah Heriman, Executive Assistant / Program Management Specialist, GOED

GUESTS PRESENT

Assemblywoman Irene Bustamante-Adams
Scott Anderson, Secretary of State's Office
Peter Keegen, Attorney General's Office
Shelli Long, Department of Taxation
Lezlie Helget, Department of Taxation
Lieutenant J. Wilson, Nevada Department of Corrections
Jeannette Calderan, Nevada State Board of Nursing
Catherine Prato-Lefkowitz, Nevada State Board of Nursing
Phil Klevorick, Clark County Economic Development
Bill Arent, City of Las Vegas
Barbara Coffee, City of Henderson
Peter Goldberg, City of North Las Vegas
Michelle Lindsey, NV Energy
Frank Woodbeck, Nevada System of Higher Education
Rhea Gustafson, Nevada Industry Excellence
Monica Moya, University of Phoenix
Luz Castro, College of Southern Nevada
Heather Maye, Truckee Meadows Community College
Barbara Walden, Truckee Meadows Community College
Camille Vega, Truckee Meadows Community College
Julia Millard, Brightwood College
Vasily Kamyshanov, NCLab
Cynthia Knight, Homewatch Caregivers
Robyn Ruelas, Eastridge Workforce Solutions
Brian Wilcox, Blackridge Technology, Inc.
Jonathan Wilson, Northern Nevada Transitional Housing
Billy Owensby, Quality Plastics, Inc.
Lea Tauchen, Abney Tauchen Group
Bailey Schulz, Las Vegas Review Journal
Arne Wagley, Nevada Citizen
Carol Wagley, Nevada Citizen
Nancy McCormick, EDAWN
Stan Thomas, EDAWN
Chris Ault, Jr., EDAWN
Jonas Peterson, LVGEA
Jared Smith, LVGEA
Michael Walsh, LVGEA
Perry Ursem, LVGEA
Anthony Ruiz, LVGEA
Andrew Haskin, NNDA

AMERICAN OVERSIGHT

Mark Newcomer, 3PEA International, Inc.
Chris Mueller, 3PEA International, Inc.
Jesse Bugarin, Alpha Guardian
Jason Palmberg, Alpha Guardian
Roger Jenkins, Alpha Guardian
Thomas Wendt, Axion Corporation
Tina Wendt, Axion Corporation
Peter Vrettas, Axion Corporation
Alan Larson, Axion Corporation
Elizabeth van den Abeelen, Axion Corporation
Charles van den Abeelen, Axion Corporation
Werner van den Abeelen, Axion Corporation
Richard Cox, Cannae Holdings, Inc.
Gary Amico, Amico and Associates, Inc.
Dean Pardee, Fortress Innovations, Inc.
Jeanne Benedetti, Fulcrum Sierra Biofuels, LLC
Robert Hagineros, Fulcrum Sierra Biofuels, LLC
Rob Sitterly, KRS Global Biotechnology, Inc.
Rick Roscetti, KRS Global Biotechnology, Inc.
Rob Sitterly, KRS Global Biotechnology, Inc.
Mirtha Fonte, KRS Global Biotechnology, Inc.
Robert Ronzio, KRS Global Biotechnology, Inc.
Craig Miller, Pictographics
Paul Eickhoff, Polaris Industries, Inc.
Conner Humphrey, Ritchie Bros. Auctioneers (America), Inc.
Randy Berry, Ritchie Bros. Auctioneers (America), Inc.

2. PUBLIC COMMENT

Mr. Brian Wilcox, Chief Information Security Officer (CISO), BlackRidge Technology (BlackRidge), provided public comment in Carson City. Mr. Wilcox advised he was the former CISO for the State of Nevada prior to joining Blackridge, a military grade cyber defense security company headquartered in Reno, Nevada. Mr. Wilcox noted his previous role had awarded him a unique vantage point to understanding the strengths, weaknesses, threats, and opportunities of the state's cyber defenses. Mr. Wilcox advised he'd come in front of the Board as an extension of his public trust obligation fostered while in official capacity with the state. Mr. Wilcox noted BlackRidge was unique in providing a solution that forever changed safe internet communications. Transport Access Control (TAC), the primary of seven patents held by BlackRidge, acts as the liaison between the chaos of the internet and organizational networks, preventing unapproved traffic from being initiated. The solution authenticates every connection on the first packet of data, resulting in an immediate reduction in malicious, unwanted traffic that poses the bulk of cyber threats. Mr. Wilcox would continue informing Nevada's state entities that the next generation of cyber defenses had arrived and BlackRidge would be managing efforts through the Nevada Office of Cyber Defense Coordination.

AMERICAN OVERSIGHT

Mr. Jared Smith, Chief Operating Officer, Las Vegas Global Economic Alliance (LVGEA) provided public comment from Las Vegas. Mr. Smith noted the May 17 meeting agenda comprised the most projects LVGEA had ever represented at a GOED Board meeting. Mr. Smith commended the companies, Nevada's Economic Development infrastructure staff, and the state's incentive and abatement programs.

3. GOVERNOR SANDOVAL'S COMMENTS

Governor Brian Sandoval opened the meeting and welcomed new Nevada Governor's Office of Economic Development (GOED) Board member Mr. Adam Kramer, Executive Vice President of Strategy, Switch, Inc. Mr. Kramer thanked Governor Sandoval and noted he was greatly appreciative for the opportunity to serve on the Board.

Governor Sandoval noted the meeting's robust agenda and thanked the GOED Board, Regional Development Authorities, local governments, and Nevada's institutions of higher learning for their work with companies considering Nevada for relocation or expansion.

4. APPROVAL OF THE MARCH 15, 2018 BOARD MEETING MINUTES

A MOTION WAS MADE BY MR. DAN KLAICH TO APPROVE THE MARCH 15, 2018 MEETING MINUTES; THIS MOTION WAS SECONDED BY MR. KRAMER. THE MOTION PASSED UNANIMOUSLY.

5. ABATEMENT APPLICATIONS FOR BOARD APPROVAL:

A. ADVANCED TECHNOLOGIES MANAGEMENT, INC. DBA PICTOGRAPHICS

- **SALES TAX ABATEMENT**
- **MODIFIED BUSINESS TAX ABATEMENT**
- **PERSONAL PROPERTY TAX ABATEMENT**

Mr. Perry Ursem, Vice President of Business Retention and Expansion, LVGEA presented Advanced Technologies Management, Inc. dba Pictographics (Pictographics), and provided a brief overview of the company and abatements sought. Pictographics is an industry leader in print technology, utilizing the latest hardware to deliver the highest quality products. The company produced graphics for events, trade shows, interior design, and architectural installations and is was a manufacturer for strategic partners. The expansion would add 27 new jobs, producing an average hourly wage of $27.35, and capital investment projections of $17.6m. Mr. Ursem was joined by Mr. Craig Miller, President and Chief Executive Officer, Pictograhics.

Mr. Miller advised Pictographics planned to expand its existing southern Nevada manufacturing facility in conjunction with leasing or purchasing a second facility. The company started as a family-run, suburban home-based, credit-card-financed business and evolved into a 'world class' company. The company has been the principal graphics provider for the Fiesta Bowl, BCS

AMERICAN OVERSIGHT

National Championship, NBA All Star Games, and for key exhibitors at the Consumer Electronics Show (CES) including Intel, Nokia, and LG Electronics. Pictographics continued to expand its market by becoming a total solution provider and by partnering with other solutions companies. Mr. Miller noted the company was currently forming an alliance with Hewlett-Packard (HP) to become a manufacturing center for 3D printing. Pictographics had been named the beta site for HP's new 580 color printer and the beta site for Mimaki USA's 3DUJ-553 photorealistic 3D printer.

Lieutenant Governor Mark Hutchison asked whether the company's technology was intellectual property (IP) protected. Mr. Miller confirmed Pictographics had several patents and initial access to certain products and technologies. To support this the company had teamed up with high schools, and the university system, to develop the talent pipeline required for the progressive additive manufacturing sector. Additionally, the company planned to grow its intern program to offer internships to UNLV undergraduate and graduate students. Mr. Miller highlighted the University of Las Vegas' (UNLV) engineering program and noted the company had excellent experiences working with Mr. Rama Venkat, Dean, UNLV Howard R. Hughes College of Engineering.

A MOTION WAS MADE BY MR. KLAICH TO APPROVE THE APPLICATION FOR A SALES TAX ABATEMENT, MODIFIED BUSINESS TAX ABATEMENT, AND PERSONAL PROPERTY TAX ABATEMENT AS DESCRIBED IN AGENDA ITEM 5A. THIS MOTION WAS SECONDED BY SECRETARY OF STATE BARBARA CEGAVSKE. THE MOTION PASSED UNANIMOUSLY.

B. AXION CORPORATION

- **SALES TAX ABATEMENT**
- **MODIFIED BUSINESS TAX ABATEMENT**
- **PERSONAL PROPERTY TAX ABATEMENT**

Mr. Stan Thomas, Executive Vice President, Economic Development Authority of Western Nevada (EDAWN), presented Axion Corporation and provided a brief overview of the company and abatements sought. Axion Corporation is a provider of satellite-based entertainment services for the consumer and commercial markets. Axion Corporation is considering establishing a facility in Reno, NV. The northern Nevada facility would house the company's engineering, manufacturing, distribution, headquarters, and satellite support services. The company planned to invest over $27m in capital equipment and anticipated hiring 205 employees with an average wage over $40.00 an hour. Mr. Thomas was joined by Mr. Thomas Wendt, Chief Executive Officer, Axion Corporation

Mr. Wendt advised Axion Corporation provided advanced satellite technologies and services that enabled consumer and residential access to a new generation of high throughput satellites. Axion Corporation would initially deliver products in the United States however the first satellite's coverage would include North America, Mexico, Latin America, the Caribbean. The company's initial target market was the 14 million households in the United States currently with little or no

AMERICAN OVERSIGHT

access to residential broadband services. The economic incentives and dynamic business climate were important reasons Axion Corporation had reviewed as a Nevada location.
Governor Sandoval inquired whether the company's service would be accessible in rural Nevada. Mr. Wendt confirmed this was accurate and advised the first three spot beams to be launched would be in northern Nevada. Thus, providing broadband capabilities to any citizen in the State of Nevada.

Governor Sandoval inquired about the specific skill sets sought in employees. Mr. Wendt advised approximately half of the company's employees would be required to have engineering skillsets. However, the company would also be seeking to fill roles in manufacturing, distribution, IT, business development, and corporate headquarter positions.

Governor Sandoval inquired whether the company planned to work with Nevada learning institutions for recruitment purposes. Mr. Wendt noted the company anticipated collaborating with the University of Reno (UNR) and UNLV for hiring and employment program purposes.

Secretary of State Cegavske inquired whether the company also planned to reach out to community colleges. Mr. Wendt advised EDAWN had connected the company with local community colleges and Axion Corporation was exploring the opportunity to develop a 12-week training process.

A MOTION WAS MADE BY LIEUTENANT GOVERNOR HUTCHISON TO APPROVE THE APPLICATION FOR A SALES TAX ABATEMENT, A MODIFIED BUSINESS TAX ABATEMENT AND A PERSONAL PROPERTY TAX ABATEMENT AS DESCRIBED IN AGENDA ITEM 5B. THIS MOTION WAS SECONDED BY DR. WELDON HAVINS. THE MOTION PASSED UNANIMOUSLY.

C. CAREMARK, LLC
- **SALES TAX ABATEMENT**
- **MODIFIED BUSINESS TAX ABATEMENT**
- **PERSONAL PROPERTY TAX ABATEMENT**

D. CAREMARK, LLC
- **CATALYST FUND**

Governor Sandoval advised Agenda Items 5C and 5D would be heard together.

Mr. Michael Walsh, Vice President of Economic Development, LVGEA, presented Caremark, LLC, and provided a brief overview of the company and abatements sought. Caremark, LLC, operates as a subsidiary of the American retail and health care company CVS Health (CVS). CVS is a Fortune 10 company and is presently the largest pharmacy chain in the United States in terms of number of locations and total prescription revenues. Caremark, LLC offers prescription benefits management services in the United States. The company designs and fulfills prescription drug benefit plans. The company offers prescription benefit services, including local retail pharmacy and home delivery options; specialty pharmacy services, such as pharmaceuticals and other therapeutic services for participants with chronic or genetic disorders; and care patterns

AMERICAN OVERSIGHT

disease management programs, which provide participant care for complex conditions. Caremark, LLC anticipates hiring 102 new employees in the first 24 months of operations, with an average hourly wage of $25.73. The company anticipated making a capital investment of $5m in equipment. Mr. Walsh thanked Mr. Gustavo Perez, Senior Manager - Indirect Tax, Ernst & Young for bringing this opportunity to the State of Nevada. Mr. Walsh was joined by Mr. Dan Klein, Director of Engineering, Caremark, LLC.

Mr. Klein advised CVS/Caremark, LLC had recently been focused on the creation of a prescription management service center that would provide innovative tools and strategies to help improve clinical outcomes for client plan members while assisting them in managing pharmacy overall health care costs. The company was seeking the most operationally efficient and cost-effective location to accommodate its business needs as the company was planning for large capital and hiring commitments. Mr. Klein highlighted the company's commitment to community engagement and corporate citizenship via event sponsorship, volunteerism, and disaster relief. The company is also committed to leveraging local universities to increase high-paying positions in the pharmaceutical sector, which in turn would drive industry growth. Mr. Klein noted the opportunity for partnerships and collaborations with UNLV, the College of Southern Nevada (CSN), and other southern Nevada institutions.

Governor Sandoval requested additional information on the role of a prescription management service. Mr. Klein advised the center would be staffed with employees versed in handling high-touch patient counseling, coaching, and therapy management. In the specialty pharmacy business there was a significant volume of high-touch patients requiring nursing, pharmacist intervention, and additional specialized medical services. The services provided by the new facility would be focused nationally and delivered telephonically.

Governor Sandoval inquired about the specific skill sets sought in employees. Mr. Klein advised the company would primarily be seeking pharmacy technicians, pharmacists, and nurses.

Governor Sandoval asked about the company's next steps should it be awarded the abatements sought. Mr. Klein advised the company would make it final decision, on the location for its prescription management service center, within a week.

Governor Sandoval inquired whether Nevada's incentive packages were important in terms of the company's decision to locate in Nevada. Mr. Klein confirmed this was a critical factor in the company's decision-making process.

A MOTION WAS MADE BY MR. RAYMOND SPECHT TO APPROVE THE APPLICATION FOR A SALES TAX ABATEMENT, A MODIFIED BUSINESS TAX ABATEMENT, A PERSONAL PROPERTY TAX ABATEMENT AS DESCRIBED IN AGENDA ITEM 5C, AND A CATALYST FUND GRANT IN AN AMOUNT NOT TO EXCEED $350,000, AS DESCRIBED IN AGENDA ITEM 5D. THIS MOTION WAS SECONDED BY MR. KRAMER. THE MOTION PASSED UNANIMOUSLY.

AMERICAN OVERSIGHT

E. FORTRESS INNOVATIONS, INC.

- **SALES TAX ABATEMENT**
- **MODIFIED BUSINESS TAX ABATEMENT**
- **PERSONAL PROPERTY TAX ABATEMENT**

Mr. Ursem, LVGEA, presented Fortress Innovations, Inc. and provided a brief overview of the company and abatements sought. Fortress Innovations, Inc. is a vertically integrated company that manufactures and sells a proprietary structural wall system named the "1WallSystem™ which allows construction to be done faster, stronger, less-expensive and with the highest energy-efficiency and fire ratings in the market. The company also manufactures steel framing components, steel trusses and distributes a suite of proprietary insulation paints/coatings for commercial, industrial and domestic/residential use that significantly increase energy performance by deflecting over 98% of the sun's heat and ultraviolet rays and significantly reduces acoustic levels while providing a protective "skin" over the structure to protect it against the elements over a 25-year life-cycle. The project would include 30 new hires at an average hourly wage of $25.18, and a capital investment of approximately $5.6m. Mr. Ursem was joined by Mr. Dean Pardee, Chief Executive Officer, Fortress Innovations, Inc.

Mr. Pardee advised the Fortress Innovations, Inc. planned to build a 275,000-square-foot permanent manufacturing facility in southern Nevada. In order to commence production while its manufacturing plant was built, the company would lease 10,000 to 20,000 square feet in a Nevada location. Mr. Pardee noted the company was a US military veteran 1st hiring company and would actively participate in military support, environmental, affordable housing, homelessness, and animal therapy support initiatives.

Governor Sandoval asked if the company planned to do its own development or sell its projects to developers. Mr. Pardee advised the company planned to do both. The company was currently speaking with several large builders and companies directly involved with the residential and commercial construction industry in Nevada. There may be opportunity build a client base, or form joint ventures in addition to the company's own projects.

Mr. James Barrett inquired about the specific skill sets sought in employees. Mr. Pardee advised, from a framing standpoint, a team could be trained within 48 hours. The company had significantly simplified the building process to enable this. The Los Angeles Department of Building and Safety had stated it was the best technology seen in 30 years.

Mr. Specht asked about the company's employment projection of 180 new jobs created in five-years. Mr. Pardee advised there would be employment across all areas of the company including factory workers, field construction, developers, and construction managers.

A MOTION WAS MADE BY MR. BARRETT TO APPROVE THE APPLICATION FOR A SALES TAX ABATEMENT, A MODIFIED BUSINESS TAX ABATEMENT, AND A PERSONAL PROPERTY TAX ABATEMENT AS DESCRIBED IN AGENDA ITEM 5E. THIS MOTION WAS SECONDED BY MR. KLAICH. THE MOTION PASSED UNANIMOUSLY.

AMERICAN OVERSIGHT

F. FULCRUM SIERRA BIOFUELS, LLC

- **SALES TAX ABATEMENT**
- **MODIFIED BUSINESS TAX ABATEMENT**
- **PERSONAL PROPERTY TAX ABATEMENT**
- **REAL PROPERTY TAX ABATEMENT**

Ms. Nancy McCormick, Senior Vice President of Retention and Expansion, EDAWN, presented Fulcrum Sierra Biofuels, LLC and provided a brief overview of the company and abatements sought. Fulcrum Sierra BioFuels, LLC (Fulcrum) is a wholly-owned subsidiary of Fulcrum BioEnergy, Inc (FBE). FBE was formed to develop a reliable and efficient process for converting municipal solid waste (MSW) into renewable transportation fuels. Fulcrum Sierra BioFuels, LLC's existing Feedstock Processing Facility in Storey County processes MSW-derived feedstock to be shredded and compacted for transport to the company's Biorefinery, where it would be converted into renewable transportation fuels, including jet fuel and diesel. The Biorefinery, also in Storey County, would produce transportation fuel that competed directly with high-priced fossil fuels, and was expected to have a lower cost, lower carbon, and lower emissions than traditional fossil fuel alternatives. Collectively the Feedstock Processing Facility and Biorefinery would convert approximately 175,000 tons per year of MSW, or household garbage, into approximately 10.5 million gallons per year (800 barrels per day) of renewable Syncrude that would be upgraded and processed into low-carbon transportation fuel products. The project would include an equipment investment of approximately $13.25m, and building costs exceeding $12.9m. The company would add 13 positions at an average hourly rate of $22.04. Ms. McCormick was joined by Ms. Jeanne Benedetti, Senior Director Project Development, Fulcrum Sierra Biofuels, LLC.

Ms. Benedetti advised Fulcrum planned to commence the Stage 2 expansion of its Feedstock Processing Facility located in Storey County, Nevada. This will include an additional 29,000 square-feet of building to accommodate the installation of additional processing equipment.

Governor Sandoval inquired whether the waste streams came directly to the company, or through a waste management organization. Ms. Benedetti advised, the trash went through the local waste management transfer station. When Fulcrum was ready to receive a trash shipment it turned on a green light at the front of its facility. The route trucks going past would turn into Fulcrum’s facility rather than continuing a quarter mile to the scale house.

Governor Sandoval asked whether the company’s process could make landfills obsolete. Ms. Benedetti noted the company could not accept trash such as tires and mattresses, however the process contributed to a significant landfill reduction.

Mr. Klaich asked about the economics of this process. Ms. Benedetti advised Fulcrum’s product costs approximately one dollar a gallon to produce. As the feedstock was free the production costs were significantly less than those of fossil fuel.

A MOTION WAS MADE BY MR. KRAMER TO APPROVE THE APPLICATION FOR A SALES TAX ABATEMENT, A MODIFIED BUSINESS TAX ABATEMENT, A PERSONAL PROPERTY TAX ABATEMENT, AND A REAL PROPERTY

AMERICAN OVERSIGHT

ABATEMENT AS DESCRIBED IN AGENDA ITEM 5F. THIS MOTION WAS SECONDED BY MR. KLAICH. THE MOTION PASSED UNANIMOUSLY.

G. KRS GLOBAL BIOTECHNOLOGY, INC.

- **SALES TAX ABATEMENT**
- **MODIFIED BUSINESS TAX ABATEMENT**
- **PERSONAL PROPERTY TAX ABATEMENT**

H. KRS GLOBAL BIOTECHNOLOGY, INC.

- **CATALYST FUND**

Governor Sandoval advised Agenda Items 5G and 5H would be heard together.

Mr. Walsh, LVGEA, presented KRS Global Biotechnology, Inc., and provided a brief overview of the company and abatements sought. KRS Global Biotechnology, Inc. makes custom pharmaceuticals; sterile products such as syringes and IV bags; purified water for drug manufacturing; and a kit used by hospitals and other compounding pharmacies to test their technicians. The company provides its services to patients, surgery centers, ophthalmology clinics, hospitals, universities, and veterinarians nationwide and is committed to being the top provider of these compounding services while developing quality processes that facilitate the highest level of safety for patients of parenteral, enteral, oral, and topical preparations. KRS Global Biotechnology, Inc. is a FDA registered medical device manufacturer and registered 'outsourcer of human drugs' under The Drug Quality and Security Act, a law designed to help protect consumers from exposure to pharmaceutical drugs that may be counterfeit, stolen, contaminated, or otherwise harmful. The project would involve the hire of 50 new employees in at an average hourly wage of $25.00 and a capital investment of $34.5m. Mr. Walsh was joined by Mr. Riccardo Roscetti, President and Chief Operating Officer, KRS Global Biotechnology, Inc.

Mr. Roscetti advised, as a result of the increased demand for the company's products and services, KRS Global Biotechnology, Inc. would be expanding capacity to provide additional manufacturing, research and development, and warehousing operations. The company is currently evaluating the construction of a licensed pharmaceutical manufacturing facility. The new facility would be 150,000 square foot of newly constructed space housing clean rooms, production lines, and warehousing.

Governor Sandoval asked about the roles to be filled at the company’s new facility. Mr. Roscetti advised there were various skill sets sought, one of these being technicians. The company had previously set up a technician training school, in Florida, for pharmacy tech certifications. Mr. Roscetti noted the company would seek opportunities to work with local colleges and universities to train the workforce for its new facility.

Governor Sandoval asked, assuming favorable consideration of its application, would the company be likely to select Nevada. Mr. Roscetti confirmed the company was committed to a Nevada location and noted the company had been attracted to Nevada for its well-trained

AMERICAN OVERSIGHT

workforce, attractive economic environment, and commitment to the biotechnology pharmaceutical space via the UNLV Medical School.

Lieutenant Governor Hutchison asked if UNLV's Medical School has been an integral factor in the company's decision to consider Nevada. Mr. Roscetti confirmed and advised generally, strong medical schools had the talent, production capabilities, and products sought by the company.

Lieutenant Governor Hutchison asked if the company had been in contact with the UNLV Medical School thus far. Mr. Roscetti advised the company planned to make contact regarding collaboration opportunities

A MOTION WAS MADE BY MR. BARRETT TO APPROVE THE APPLICATION FOR A SALES TAX ABATEMENT, A MODIFIED BUSINESS TAX ABATEMENT, A PERSONAL PROPERTY TAX ABATEMENT AS DESCRIBED IN AGENDA ITEM 5G, AND A CATALYST FUND GRANT IN AN AMOUNT NOT TO EXCEED $640,000, AS DESCRIBED IN AGENDA ITEM 5H. THIS MOTION WAS SECONDED BY MR. KLAICH. THE MOTION PASSED UNANIMOUSLY.

I. POLARIS INDUSTIRES, INC.

- **SALES TAX ABATEMENT**
- **MODIFIED BUSINESS TAX ABATEMENT**
- **PERSONAL PROPERTY TAX ABATEMENT**

Mr. Andrew Haskin, Director of Business Development, Northern Nevada Development Authority (NNDA), presented Polaris Industries, Inc., and provided a brief overview of the company and abatements sought. Polaris Industries, Inc. designs, engineers, manufactures, and markets power sports vehicles worldwide. The company offers ORVs, including all-terrain vehicles and side-by-side vehicles for recreational and utility use; snowmobiles; motorcycles; and low emission, light duty hauling, passenger, commercial, and industrial vehicles, as well as snow bike conversion kit systems. Polaris Industries, Inc. also produces or supplies various replacement parts and accessories and manufactures, distributes, retails, and installs aftermarket parts and accessories for light trucks, jeeps, sport-utility vehicles, and other four-wheel drive vehicles. In addition, the company sells recreational apparel through a network of dealers and distributors, as well as online. The project would create 64 new jobs at an average hourly wage of $21.95 an hour with an approximate investment of $13.6m in capital equipment. Mr. Haskin was joined by Mr. Paul Eickhoff, Senior Director of Distribution, Polaris Industries, Inc.

Mr. Eickhoff advised Polaris Industries, Inc. was considering building a 500,000 square-foot facility in the Lyon County. The proposed project would establish the company's first western United States distribution center.

Governor Sandoval asked whether the company would seek a new or existing facility. Mr. Eickhoff advised the company would be seeking a green field, ground up build.

AMERICAN OVERSIGHT

Governor Sandoval asked, assuming favorable consideration of its application, would the company be likely to select Nevada. Mr. Eickhoff advised a decision was anticipated within the forthcoming few weeks.

Mr. Kramer noted the company's application listed the City of Fernley, as a potential location, and highlighted that the Mayor of Fernley was a committed partner in economic development, and would be a great local partner for the company.

A MOTION WAS MADE BY MR. KLAICH TO APPROVE THE APPLICATION FOR A SALES TAX ABATEMENT, A MODIFIED BUSINESS TAX ABATEMENT, AND A PERSONAL PROPERTY TAX ABATEMENT AS DESCRIBED IN AGENDA ITEM 5H. THIS MOTION WAS SECONDED BY SECRETARY OF STATE CEGAVSKE. THE MOTION PASSED UNANIMOUSLY.

J. RITCHIE BROS. AUCTIONEERS (AMERICA), INC.

- **SALES TAX ABATEMENT**
- **MODIFIED BUSINESS TAX ABATEMENT**
- **PERSONAL PROPERTY TAX ABATEMENT**

Mr. Ursem, LVGEA presented Ritchie Bros. Auctioneers (America) Inc. (RBA), and provided a brief overview of the company and abatements sought. RBA is the world's largest industrial auctioneer. The company is headquartered in Burnaby, Vancouver, and has 110 locations in 25 countries and 44 auction sites worldwide. RBA has been operating in the State of Nevada since October 29, 1997. The company operates across multiple sectors including transportation, agricultural, material handling, mining, forestry, petroleum, and marine industries. RBA sells, through unreserved public auctions, a broad range of used and unused industrial assets such as equipment, trucks and other assets utilized in the construction. The expansion would include 25 new jobs at an average hourly wage of $22.94 and project capital investment of $3m. Mr. Ursem thanked Ms. Gina Gavin, Director of Economic Development, City of North Las Vegas (NLV), NLV's Economic Development team, and Mayor John Lee for their letter support of RBA's application. Mr. Ursem was joined by Mr. Randy Berry, Senior Vice President of Digital Operations, RBA, and Mr. Connor Humphrey, Vice President, GovPlanet.

Mr. Berry advised the company planned to expand its southern Nevada operations to establish a 169,080 square-foot warehouse facility that would be used to manage the storage and distribution of equipment. The warehouse will be the central processing center in the region handling storage, logistics, inventory management, auction management, and delivery orders.

Governor Sandoval asked, assuming favorable consideration of its application, would the company be likely to expand in Nevada. Mr. Berry confirmed this was the case.

Governor Sandoval where the company new facility would be located. Mr. Humphrey confirmed the new facility would be located in NLV, close enough to leverage the company's existing auction site for certain asset types not requiring significant indoor storage and handling.

AMERICAN OVERSIGHT

Governor Sandoval asked about the company's hiring and recruitment plans. Mr. Berry advised the company would initially seek to fill key warehouse operations positions and would continue to hire warehouse staff as the company built out its operation. This would include supervisors, inventory management coordinators, merchandising, coordinators, receiving clerks, shipping clerks, and other support personnel.

Lieutenant Governor Hutchison inquired about the online aspect of the business. Mr. Berry noted the company had multiple online selling platforms including IronPlanet selling core heavy equipment, construction, and trucks, and GovPlanet which is focused on government assets.

Mr. Kramer abstained from the vote due to potential conflicts.

A MOTION WAS MADE BY DR. HAVINS TO APPROVE THE APPLICATION FOR A SALES TAX ABATEMENT, A MODIFIED BUSINESS TAX ABATEMENT, AND A PERSONAL PROPERTY TAX ABATEMENT AS DESCRIBED IN AGENDA ITEM 5J. THIS MOTION WAS SECONDED BY MR. SPECHT. THE MOTION PASSED UNANIMOUSLY.

K. SEPHORA USA, INC.

- **SALES TAX ABATEMENT**
- **MODIFIED BUSINESS TAX ABATEMENT**
- **PERSONAL PROPERTY TAX ABATEMENT**

Mr. Walsh, LVGEA, presented Sephora USA, Inc. and provided a brief overview of the company and abatements sought. Sephora USA, Inc. is a French chain of cosmetics stores founded in 1969. Featuring nearly 300 brands, along with its own private label, Sephora offers beauty products including makeup, skincare, body, fragrance, nail color, and haircare. Sephora is owned by luxury conglomerate Moet Hennessy Louis Vuitton as of 1997. Sephora USA, Inc. operates approximately 1,900 locations in 33 countries worldwide, with an expanding base of over 430 stores across the Americas. The company also had 590 Sephora locations in JCPenney stores across the US. In addition to the company's number of stores, Sephora offered its products for sale on its website. The project would comprise approximately $36m in capital investment and the hire of 60 employees at an average wage of $24.05. Mr. Walsh was joined by Mr. Jeff Ritacco, Vice President of Logistics, Sephora USA, Inc. and John Lenio, Executive Vice President, CBRE Group.

Mr. Ritacco advised Sephora USA, Inc. was considering opening a 715,000 square-foot distribution facility in NLV. The proposed project would include a new regional distribution center which would ship products to stores and customers located in 11 western states. At full operations, the new distribution center would process approximately $100m in goods a year. Additionally, all employees would be new and there would be no transfer of jobs from one distribution center to another.

AMERICAN OVERSIGHT

Governor Sandoval asked about the company's next steps should it be awarded the abatements sought. Mr. Ritacco advised the company was keen to decide swiftly and noted the Board's approval of tax incentives would greatly assist the company's decision to locate in Nevada.

Governor Sandoval asked when the company planned to be operational at its new site. Mr. Ritacco advised operations were anticipated to commence by July of 2019.

Mr. Specht highlighted the company's focus on hiring veterans or persons with a disability status. Mr. Lenio advised such hires currently made up 15% of the company's Mississippi facility's workforce and the company frequently worked with states and counties to develop and implement training programs. Mr. Specht noted the potential for partnerships with Opportunity Village.

A MOTION WAS MADE BY SECRETARY OF STATE CEGAVSKE TO APPROVE THE APPLICATION FOR A SALES TAX ABATEMENT, A MODIFIED BUSINESS TAX ABATEMENT, AND A PERSONAL PROPERTY TAX ABATEMENT AS DESCRIBED IN AGENDA ITEM 5K. THIS MOTION WAS SECONDED BY LIEUTENANT GOVERNOR HUTCHISON. THE MOTION PASSED UNANIMOUSLY.

6. ABATEMENT APPLICATIONS FOR DIRECTOR APPROVAL:

A. 3PEA INTERNATIONAL, INC.

- **SALES TAX ABATEMENT**
- **MODIFIED BUSINESS TAX ABATEMENT**
- **PERSONAL PROPERTY TAX ABATEMENT**

Mr. Ursem, LVGEA, presented 3PEA International, Inc., and provided a brief overview of the company and abatements sought. 3PEA International, Inc. designs and develops payment solutions, prepaid card programs, and processing services under the PaySign® brand name for corporate, consumer, and government applications. The company offers various services, including transaction processing, cardholder enrollment, value loading, cardholder account management, reporting, and customer service through PaySign® platform, a proprietary card processing platform. It also develops prepaid card programs for healthcare reimbursement payments, pharmaceutical co-pay assistance, corporate expense and per diem payments, and donor payments for source plasma and automobile dealership incentives, as well as payroll cards, general purpose re-loadable cards, travel cards, and loyalty rewards cards for the hospitality industry. In addition, the company offers Buy and Bill programs for patients to purchase directly from physician's office or through an infusion center for physician administered therapies; and Survey Instant Rewards card programs for organizations to gather survey data. The company's principal target markets for processing services comprise prepaid card issuers, retail and private-label issuers, small third-party processors, and small and mid-size financial institutions in the United States and internationally. The project would hire 35 new employees at an average hourly wage of $40.20 with a projected $828,000 in capital investment. Mr. Ursem was joined by Mr. Christian Mueller, Controller, 3PEA International, Inc., and Mr. Mark Newcomer, President and Chief Operating Office, 3PEA International, Inc.

AMERICAN OVERSIGHT

Mr. Newcomer advised, in order to accommodate its southern Nevada expansion plans, 3PEA International, Inc. was seeking to relocate from its current 11,541 square-foot space to a 21,000 square-foot facility. The company relocated to Nevada in 2004 with a total of three employees. Since that time, Nevada had afforded the company a great climate to grow in.

Governor Sandoval asked about the company's recruitment and hiring plans. Mr. Newcomer advised, so far, the company had been able to successfully source its workforce locally. These roles had included customer service relationship management, and front and back-end development, and biopharmaceutical sales.

Director Anderson noted the company's approval for an MBT abatement was contingent upon the Department of Taxation's pending determination on the company's status as a financial institution.

DIRECTOR ANDERSON APPROVED THE APPLICATION FOR A SALES TAX ABATEMENT, AND A PERSONAL PROPERTY TAX ABATEMENT AS DESCRIBED IN AGENDA ITEM 6A. DIRECTOR ANDERSON APPROVED THE COMPANY'S APPLICATION FOR A MODIFIED BUSINESS TAX ABATEMENT, PENDING THE OUTCOME OF THE DEPARTMENT OF TAXATION'S DETERMINATION OF THE COMPANY'S STATUS, AS DESCRIBED IN AGENDA ITEM 6A.

B. ALPHA GUARDIAN

- **SALES TAX ABATEMENT**
- **MODIFIED BUSINESS TAX ABATEMENT**
- **PERSONAL PROPERTY TAX ABATEMENT**

Mr. Walsh, LVGEA, presented Alpha Guardian and provided a brief overview of the company and abatements sought. Alpha Guardian is a leader in the residential safe, security and storage industry. The company was established in August 2017 following the announcement that MidOcean Partners was partnering with Cannon Safe, Inc. and simultaneously combining it with Stack-On Products to create a market leader in the residential safe and secure storage sector. Cannon and Stack-On bring together two highly complementary operations. The project would hire 35 new employees at an average wage of $26.92. The company planned to make a capital investment of $181,530. Mr. Walsh was joined by Mr. Jesse Bugarin, Chief Project Office Alpha Guardian and Mr. Roger Jenkins, Vice President of Finance, Alpha Guardian.

Mr. Bugarin advised Alpha Guardian was planning to expand its current Nevada operations. The company was currently renting a 24,000 square-foot facility in southern Nevada. The planned expansion would require a facility of at least 100,000 square feet. The company was also considering relocating its Chicago Stack-On brand operations from Illinois to Las Vegas.

Lieutenant Governor Hutchison asked about the operations at the expanded facility. Mr. Bugarin advised the expansion would primarily accommodate distribution.

AMERICAN OVERSIGHT

Mr. Jenkins noted the company had experienced great success working with UNLV to offer internship programs. One participant in the internship program had been hired by the company upon graduating. Mr. Jenkins also noted the company had a commitment to supporting its employees' learning and growth and had implemented a program called Alpha Guardian University. The program focused on adult literacy. Alpha Guardian University has executed 1,300 hours of training between 2016 and 2018.

DIRECTOR ANDERSON APPROVED THE APPLICATION FOR A SALES TAX ABATEMENT, A MODIFIED BUSINESS TAX ABATEMENT, AND A PERSONAL PROPERTY TAX ABATEMENT AS DESCRIBED IN AGENDA ITEM 6B.

C. CANNAE HOLDINGS, INC.

- **SALES TAX ABATEMENT**
- **MODIFIED BUSINESS TAX ABATEMENT**
- **PERSONAL PROPERTY TAX ABATEMENT**

Mr. Walsh, LVGEA, presented Cannae Holdings, Inc., and provided a brief overview of the company and abatements sought. Cannae Holdings, Inc. is a diversified investment company headquartered in Las Vegas. The firm primarily invests in restaurants, technology enabled healthcare services, financial services and more. Cannae's strategic acquisitions contain a mix of majority and minority owned businesses with significant underlying value. These holdings include majority and minority equity investment stakes in a number of entities, including American Blue-Ribbon Holdings, LLC (ABRH), and Ceridian Holding, LLC (Ceridian). In October 2017, the company purchased the shares of T-System Holding, LLC. T-System is a provider of clinical documentation and coding solutions to hospital-based and free-standing emergency departments and urgent care facilities. The project would hire 50 new employees at $36.90. The company planned to make a capital investment of approximately $1.1m. Mr Walsh was joined by Mr. Richard Cox, Executive Vice President and Chief Financial Officer, Cannae Holdings, Inc. and Mr. Gary Amico, Amico and Associates, Inc.

Mr. Cox advised Cannae Holdings, Inc. was considering building headquarter operations adjacent to its existing Las Vegas facility. The project would involve hiring of financial, information technology, and accounting personnel.

Mr. Cox highlighted the company's commitment to Las Vegas and the local community and noted the company was involved in various corporate citizenship and community engagement activities. The executive group of Cannae included Mr. Bill Foley, the lead person of the ownership group responsible for bringing the National Hockey League to Las Vegas and Nevada. The Vegas Golden Knights were associated with the Golden Knights Foundation, an organization that serves as the primary charitable link between the Vegas Golden Knights and the Las Vegas community.

The Folded Flag Foundation was also an organization with an executive board that included Mr. Bill Foley and Mr. Richard Cox, the CFO of Cannae Holdings, Inc. The Folded Flag Foundation's mission was to provide educational scholarships and support grants to the spouses and children of the United States military and governmental personnel who died as a result of

AMERICAN OVERSIGHT

hostile action or in an accident related to U.S. combat operations. The Folded Flag Foundation recently held an event at The Cosmopolitan on March 29, 2018 where it raised more than $50k to help support the families of fallen heroes.

Director Anderson asked whether the company intended to hire locally. Mr. Cox advised the company initially sought to recruit locally. So far, most of the company's workforce had been sourced from Las Vegas, and the company anticipated this continuing to the extent the required talent was available.

Director Anderson inquired whether the company worked with any of the universities for recruiting purposes. Mr. Cox advised the company offered entry level roles and was currently looking at partnerships with UNLV and other local learning institutions. The company also planned to explore collaborations with UNLV to develop internship programs.

DIRECTOR ANDERSON APPROVED THE APPLICATION FOR A SALES TAX ABATEMENT, A MODIFIED BUSINESS TAX ABATEMENT, AND A PERSONAL PROPERTY TAX ABATEMENT AS DESCRIBED IN AGENDA ITEM 6C.

7. WORKFORCE INNOVATION FOR THE NEW NEVADA (WINN) FUND PROGRAM APPLICATIONS - FOR BOARD APPROVAL

A. RENO AREA DATA ANALYTICS - REQUEST FOR APPROVAL TO ENTER INTO A WINN GRANT AGREEMENT NOT TO EXCEED $300,000

Ms. Stacey Bostwick, Workforce Development Program Coordinator, GOED, introduced Agenda Item 7A and noted GOED has been working with its partners Truckee Meadows Community College (TMCC), NCLab, and Desert Research Institute's AIC to develop a first building block of the Machine Learning option within the Advanced Automation and Robotics track of LEAP Advanced ICT (Information Communications Technology). This building block would address the growing workforce requirements for skills in Data Analytics and would be a decisive contribution to add to and considerably strengthen the talent pool in this field benefitting effectively every industry in Nevada as well as attracting 21st century technology heavy companies to locate in the state. This project was now seeking funding to develop a completely online, hands-on and self-paced learning program (non-credit) and make it available to 500 workers and job seekers, in the Reno area, to provide the skills and knowledge necessary for employment and growth in analytical professions. Ms. Bostwick was joined by Ms. Barbara Walden, Director of Applied Technologies, TMCC, Mr. Vasily Kamyshanov, the Chief Operating Officer, NCLab, and Mr. Russ Riggs, the Chief Operating Officer, Lift 361.

Ms. Walden noted, as Nevada's economy became more diverse, it brought the challenge of upskilling the workforce. The Panasonic Preferred Pathway (P3) training program was an example of meeting those workforce challenges via innovative programs and delivery methods. This had enabled Panasonic to hire the trained employees it required at the Tesla Gigafactory and allowed for Nevadans with no advanced manufacturing experience to receive the training necessary to work in one of Nevada's most promising and emerging industries. Another

AMERICAN OVERSIGHT

identified challenge was building Nevada's technology sector pipeline. Coding, cyber security, and data analytics were greatly in-demand skill sets. Additionally, these skills were not unique to technology, and crossed every industry sector including marketing, health care, business, and government.

Mr. Kamyshanov advised NCLab had developed online courses for STEM disciplines and was currently part of a Nevada Ready 21 Program for middle schools. NCLab is also working with Clark County, Washoe County, and rural areas of Nevada. This project would enable NCLab to qualify students to become workforce ready for technology based careers.

Mr. Riggs advised his company focused exclusively on analytics. The company offered custom analytics based on client's specific needs. The company's services were highly specialized and attracting talent had been difficult in the past. Mr. Riggs stated the project would introduce more data analytics into schools and equip more students with skills in this area.

Governor Sandoval inquired about the process of signing up for the program. Ms. Walden advised, for the purposes of the WINN funds, there would be an intake process including an application for the funding and assessment of an applicant's overall objective in participating and completing the program.

Director Anderson inquired about the program development and maintenance costs. Mr. Kamyshanov advised online education has a solid propriety platform to deliver complex knowledge to people, and this course would be developed together with participating companies to really match the job demand. Once the set was developed the costs to support it would be low. Once developed, it could easily scale to an unlimited number of students.

Director Anderson about the program timeframes. Ms. Waldon noted promotion and intake would commence within two months with a targeted course commencing by October 2018. Each course would take 80-120 hours for completion and it was estimated funding will be fully utilized by June 30, 2019. Program outcomes would be reported and evaluated using self-reported data gathered from participants and employer partners to understand the placement and wage gains experienced as a result of program completion.

A MOTION WAS MADE BY DR. DANA BENNETT TO APPROVE THE REQUEST OF RENO AREA DATA ANALYTICS TO ENTER INTO A WINN GRANT AGREEMENT NOT TO EXCEED $300,000 AS DESCRIBED IN AGENDA ITEM 7A. THIS MOTION WAS SECONDED BY MR. KLAICH. THE MOTION PASSED UNANIMOUSLY.

B. CLARK COUNTY HEALTH AND TECHNOLOGY - REQUEST FOR APPROVAL TO ENTER INTO A WINN GRANT AGREEMENT NOT TO EXCEED $700,000

Ms. Bostwick introduced Agenda Item 7B. Ms. Bostwick advised this program proposed to develop both a workforce increase in nursing and home health and infuse new technology training and the necessary skills to become effective bridges between clinical and community

AMERICAN OVERSIGHT

settings. This would help improve transitions from clinical to community settings, with strong potential to improve population health outcomes, reduce health disparities, and to control health care costs. Partners of the program include BrightStar Home Health, Hallmark Home Care, Homewatch Caregivers, Home Care Assistance, and the Nevada State Board of Nursing. The proposed strategy established increased capacity to on-ramp into healthcare through Home Healthcare or Nursing Assistant programs with new infusions of technology certifications. Beyond the strong economic value of creating new health jobs in southern Nevada, this approach would support efforts to mitigate the current economic burden incurred by the state due to chronic diseases and hospital readmissions. Students completing the program would represent the future of health care with skills and competencies in the use of technology to improve patient and community health outcomes. Ms. Bostwick was joined by Ms. Luz Castro, Health Care Specialist, College of Southern Nevada (CSN), Ms. Catherine Prato-Lefkowitz, Director of Nursing Education, Nevada State Board of Nursing, and Ms. Cynthia Knight, Director of Client and Caregiver Services, Homewatch Caregivers.

Ms. Castro explained the CSN Division of Workforce and Economic Development program strived to deliver a high-standard curriculum that taught and promoted all competencies and principles required for qualified home health aides and Certified Nursing Assistants (CNA). CNA programs are highly recognized by industry leaders and home health aides were among the fastest growing jobs in the industry. There were several barriers to the required education, the the primary being tuition. CSN also needed to innovate its programs with technology competencies to upskill and deliver a high-quality service to employers and the community. As the program certificates would be offered both online and in-person, students would have flexibility regarding different modes of matriculation. Several employers had already expressed interest in partnering with CSN and hiring its students upon completion of this program.

Ms. Knight advised there was currently a severe shortage of qualified candidates and this had inhibited growth of the business. Homewatch Caregivers had a contract with the Veterans Administration to provide care for veterans in their own home and the company was looking to CSN to develop qualified candidates as quickly as possible.

Ms. Catherine Prato-Lefkowitz advised a CNA certification was a valuable entry point into any health care occupation or profession. Many CNA students, particularly in high schools, had goals of becoming nurses, physicians, or dentists. Increasing the technological literacy for CNAs and nurses would be an effective path to increase competencies. Technology is commonplace in health care. However, it is not as commonplace in the training that CNAs and nurses receive.

Dr. Havins inquired about the tuition costs for a CNA program and the portion of this to be covered under the WINN program. Ms. Bostwick advised tuition for the CNA program was approximately $2,400. The program was structured to cover 100% of this fee.

Lieutenant Governor Hutchison asked how many tuitions would be covered by the program application. Ms. Bostwick advised the current application would cover 250 individuals. However, the objective would be to consistently seek opportunities for integration. In conjunction with WINN there may be scope to leverage additional funding sources for tuitions and increases in technology infusion and certification.

AMERICAN OVERSIGHT

A MOTION WAS MADE BY MR. BARRETT TO APPROVE THE REQUEST BY THE CLARK COUNTY HEALTH AND TECHNOLOGY TO ENTER INTO A WINN GRANT AGREEMENT NOT TO EXCEED $700,000 AS DESCRIBED IN AGENDA ITEM 7B. THIS MOTION WAS SECONDED BY DR. HAVINS. THE MOTION PASSED UNANIMOUSLY.

8. WORKFORCE INNOVATION FOR THE NEW NEVADA (WINN) FUND PROGRAM APPLICATIONS - FOR DIRECTOR APPROVAL

A. RENO AREA LOGISTICS AND MANUFACTURING RE-ENTRY INITIATIVE-REQUEST FOR APPROVAL TO ENTER INTO A WINN GRANT AGREEMENT NOT TO EXCEED $75,000

Ms. Bostwick introduced Agenda Item 8A and advised the objective of this program was to provide career development opportunities to individuals involved in the justice system, in northern Nevada, with a direct pathway to higher wage employment. This proposal would create trained, professional individuals, who otherwise may not have the opportunity to work in these industries, and who would meet the needs of local employers to expand their businesses. Quality Plastics, High Mountain Door and Trim, Reno Custom Crating, Sierra Meat and Seafood and Iron had all expressed a need for trained and skilled employees to sustain and expand their Manufacturing and Logistics businesses. Phase One would be launched in May 2018 and include a cohort of 30 participants. Ms. Bostwick was joined by Ms. Camille Vega, Re-Entry Coordinator, TMCC, Mr. Jonathan Wilson, Facility Manager, Northern Nevada Transitional Housing, and Mr. Bill Owensby, IT Director, Quality Plastics.

Ms. Vega stated current data showed one in three Americans had some sort of criminal record. These individuals had minimal support in re-entering society post incarceration. One-half of those released were incarcerated within their first year. Two-thirds were re-incarcerated within three years, and over five years, three-quarters were re-incarcerated. One of the greatest factors in reducing re-incarceration was meaningful employment.

Mr. Wilson advised he joined northern Nevada Transitional Housing in August 2017. Prior to this he'd been with the Department of Corrections for almost 15 years and had noted the lack of transitional support for inmates. Mr. Wilson and Ms. Vega had discussed the potential for certificate programs. Additionally, Mr. Wilson noted he had identified employers interested in participating in the program. Sought after skills pertained to manufacturing, logistics, food preparation, and food safety.

Mr. Bill Owensby advised Quality Plastics advocated for inmate re-entry with 40% of its currently staff being previously incarcerated. The typical new hires from these re-entry programs were reliable and consistent. Additionally, being gainfully employed could contribute to elevated self-worth and lower risks of reoffending. Mr. Owensby advised the company hired him from a restitution center two-years earlier. He now held the position of IT Director.

AMERICAN OVERSIGHT

Governor Sandoval highlighted his position as Chairman of the Board of Prison Commissioners and noted at times parole eligible inmates would select not to parole as they had no job or place to go. Governor Sandoval thanked the employers involved in the application and noted the importance of providing resources, tools and skills for a productive life.

Mr. Don Soderberg commended the program and noted the Nevada Department of Employment, Training and Rehabilitation (DETR) had also been involved in re-entry initiatives. Feedback often highlight how dependable and enthusiastic these employees were with some of the best employees being participants of re-entry programs.

Governor Sandoval asked if the program would also be available to women. Ms. Vega stated the first cohort would solely include 30 males. Best practices in re-entry program development and implementation had identified that men and women were best supported in separate training programs. Ms. Vegas advised the intention was to have a cohort of women in the second semester, pending additional funding.

Governor Sandoval thanked Ms. Vega and encouraged the group to come back to present a second application. Ms. Vega noted the objective was to do so in four months.

DIRECTOR ANDERSON APPROVED THE REQUST FOR RENO AREA LOGISTICS AND MANUFACTURING RE-ENTRY INITIATIVE TO ENTER INTO A WINN GRANT AGREEMENT NOT TO EXCEED $75,000.

9. DIRECTOR'S REPORT - REVIEW AND DISCUSSION

Director Anderson advised GOED's International Trade Division recently completed an advanced planning trip to Ghana, Botswana, and South Africa to prepare for a Governor-led trade mission that would take place in summer 2018. The trip was a success as partnership opportunities were identified in several sectors including trade, water technology, higher education, smart city technology, technology transfer, and good governance.

At the National Governors Association North America Summit in May 2018, Governor Sandoval and Premier Rachel Notley of Alberta, Canada signed an MOU focused on collaboration in the development, testing, and commercialization of drone technology. This followed a successful trade mission to Nevada of over fifty Alberta businesses in February 2018.

Mr. Randy Walden, GOED's Advanced Manufacturing Industry Specialist and Chair of State Apprenticeship Council; oversaw the approval of over 600 apprenticeships which included a recently announced 425 Panasonic employees. The apprentices would be attending classes at TMCC utilizing the flexible delivery manufacturing courses developed for the P3 program last year. This would be the first group of apprentices and would followed in the upcoming months by participants from Tesla as well as other manufacturers in Northern Nevada. Apprenticeships played a vital role in providing a highly qualified workforce for new and existing companies in Nevada.

AMERICAN OVERSIGHT

On April 20, 2018 GOED submitted a list of recommended census tracts, Governor Sandoval, to be designated as Opportunity Zones. Nevada's identification process has been held up as a 'best practice' by Policy Map who was involved in the creation of opportunity zone policy.

The Nevada Film Office (NFO) was working on revamping its online locations directory. The new online locations directory had been designed to better connect potential film locations around Nevada with production companies, giving local businesses more control and more opportunity. The directory was in the final stages and should launch in late May 2018 with an associated marketing campaign commercial promoted on Facebook, Twitter, and potentially local television.

Dr. Barclay was working with the Touro Center for Disaster Life Support, UNLV, the College of Southern Nevada, health industry corporate employers and other stakeholders to develop a series of certificates in Technology for Emergency Preparedness and Disaster Response. These certificates will be offered from high school to graduate level and will contribute to building and strengthening a technology-ready workforce.

Director Anderson welcomed Ms. Bostwick, as GOED's new WINN Coordinator. Ms. Bostwick is based in GOED's Las Vegas office.

10. STATE OF NEVADA UNEMPLOYMENT RATE UPDATE - as established by the Research and Analysis Division of the Nevada Department of Employment, Training and Rehabilitation.

Agenda item 10. was for information only. GOED is committed to providing this information for each Board meeting. There were no questions or comments regarding this item.

11. PUBLIC COMMENT

Mr. Cory Hunt, Deputy Director, GOED provided public comment from Carson City. Mr. Hunt stated May 18, 2018 would be his last day at GOED. Mr. Hunt thanked Governor Sandoval for the great privilege of serving the State of Nevada during his roles with the Governor's Office and GOED. Mr. Hunt also thanked Mr. Steve Hill, Mr. Paul Anderson, Mr. Bob Potts, the GOED Board, Nevada's RDA's, and GOED's staff. Mr. Hunt noted he looked forward to continuing opportunities and projects that would support Nevada's growth.

Governor Sandoval wished Mr. Hunt the best in his future endeavors and commended his contribution to the State of Nevada and dedication to the multiple projects he'd been involved in.

Assemblywoman Irene Bustamante-Adams, Chief Strategy Officer, Workforce Connections, provided comment from Las Vegas and thanked the GOED Board for supporting the Clark County Health and Technology WINN Fund application. Assemblywoman Bustamante-Adams also thanked Dr. Gillian Barclay, Healthcare Industry Specialist, GOED for bringing a global vision to Nevada and competitively positioning the state in terms of serving the employer.

AMERICAN OVERSIGHT

12. ADJOURNMENT

A MOTION WAS MADE BY DR. HAVINS TO ADJOURN THE BOARD MEETING. THIS MOTION WAS SECONDED BY MR. KLAICH. THE MOTION PASSED UNANIMOUSLY.

AMERICAN OVERSIGHT

Stephanie M. Klapstein

From: probinson@gov.nv.gov
Sent: Friday, November 02, 2018 5:49 AM
To: steverobinson@reagan.com
Subject: Fwd: MORNING NEWS CLIPS: 11/02/18

Sent from my Sprint Samsung Galaxy S® 6 edge.

-------- Original message --------
From: Mary-Sarah Kinner <mkinner@gov.nv.gov>
Date: 11/2/18 5:47 AM (GMT-08:00)
To: Mary-Sarah Kinner <mkinner@gov.nv.gov>
Subject: MORNING NEWS CLIPS: 11/02/18

MORNING NEWS CLIPS: 11/02/18

GOVERNOR BRIAN SANDOVAL NEWS:
Op-Ed: Sandoval's legacy: the 'New Nevada': RENO GAZETTE JOURNAL

NEVADA NEWS:
Nevada jury: $250K per mental patient dumped to other states: ASSOCIATED PRESS
Clark County students who refuse searches face discipline: LAS VEGAS REVIEW JOURNAL
Jury rules against Nevada in patient dumping case: LAS VEGAS REVIEW JOURNAL
Las Vegas stadium to have Caesars-branded entrance: LAS VEGAS REVIEW JOURNAL
Las Vegas substance-use treatment center to open this month: LAS VEGAS REVIEW JOURNAL
Open enrollment for Nevada Health Link begins Nov. 1: NEVADA APPEAL
Blockchains company makes big promises, including e-sports arena and master-planned community, at unveiling in Prague: THE NEVADA INDEPENDENT

NATIONAL NEWS:
Federal health care website up and running after slow start: ASSOCIATED PRESS

Sandoval's legacy: the 'New Nevada'
Op-Ed by Mark Hutchison
Reno Gazette Journal
https://www.rgj.com/story/opinion/voices/2018/11/01/sandovals-legacy-new-nevada-hutchison/1847337002/

Nevadans soon will cast their final ballots for a host of candidates and issues, but none will be more meaningful or important to the health and welfare of Nevada than our next governor. Tuesday, we look to the future with hope. Today, let’s recall how far we’ve come and appreciate who championed our cause along the way.

AMERICAN OVERSIGHT

Historian Jon Meacham once observed, "One of the mysteries of history is why is it that certain moments produce exactly the right human beings?" I believe that history will record that Brian Sandoval was exactly the right Nevadan to serve at exactly the right time as our state's 29th governor.

In September 2009, he left a lifetime appointment as a federal district court judge, the pinnacle of any legal career and a job he loved, and announced he would run for governor of Nevada. In 2010, he took on and defeated an incumbent Republican governor in the primary election and then prevailed in the general election against the most prominent and powerful Democratic family in the state.

When Brian Sandoval was inaugurated, Nevada's economy was dismal at best. Our unemployment rate was ranked the highest in the nation at 14 percent. One out of every 11 housing units fell into foreclosure. Our residents filed for bankruptcy at twice the rate of the national average. Governor Sandoval and his administration went to work over the next eight years to implement policies and champion legislation that created what he called the "New Nevada."

This New Nevada is stronger than ever. Nevada's unemployment rate currently stands at 4.5 percent, the lowest since 2007. We lead the country in private sector job growth, and as of last month, we've added more than 276,000 jobs since the Great Recession by producing opportunities in advanced manufacturing, logistics and operations, information technology, health and medical, and aerospace and defense. This kind of economic diversification is something we Nevadans only dreamed about before Governor Sandoval assumed the reins of government. And we did this while strengthening our traditional core industries of gaming, hospitality, conventions, mining, construction and agriculture.

Economic diversification and job growth have been an important part of the New Nevada, but no more so than education funding and reforms, environmental improvements, transportation innovations, social services transformations, health care accessibility and advancements, public safety enhancements, and so much more that the Sandoval administration has accomplished.

As someone with a front-row seat to the building of the New Nevada, I firmly believe that Governor Sandoval gets out of bed every morning with one objective in mind: What's in the best interest of the people of the state of Nevada? One of my first significant events with Governor Sandoval was in October 2013 when I served as the master of ceremonies for the Boy Scouts' annual luncheon where Governor Sandoval was being awarded the Good Scout of the Year award. I was honored to introduce the governor and recognize him as a more-than-worthy recipient of the award. Brian Sandoval truly embodies the Scout Law: trustworthy, loyal, helpful, friendly, courteous, kind, obedient, cheerful, thrifty, brave, clean and reverent.

We left the hotel ballroom together, and I accompanied the governor as he walked through the hotel and to the parking area. As we walked, the governor greeted with his trademark graciousness the many hotel employees who wanted to meet him. We talked about the events of the day, the most prominent being the shutdown of the federal government that morning. The governor said he hoped that Congress could reach an agreement to restore the government's operations. Then he revealed what I consider his governing philosophy. He said that as governor, his job was to ensure that government works for the benefit of all Nevadans.

It has been the privilege of a lifetime to serve my fellow Nevadans as lieutenant governor at the side of Governor Brian Sandoval. To me, he is and will always be exactly the right Nevadan who served at exactly the right time. As we cast our votes on Tuesday, may we all consider applying the Sandoval philosophy of

AMERICAN OVERSIGHT

government and vote for candidates who we believe will get up on Wednesday morning and subsequent mornings with one objective in mind: what's in the best interest of the people of the state of Nevada? If we do, the New Nevada will continue to thrive and will remain the place we are so proud to call home.

Mark Hutchison is Nevada's lieutenant governor.

Nevada jury: $250K per mental patient dumped to other states
Ken Ritter
Associated Press
http://www.startribune.com/nevada-jury-250k-per-mental-patient-dumped-to-other-states/499357681/

LAS VEGAS — A Nevada jury put the state and a former mental hospital administrator on the hook Thursday for class-action damages that could range from about $9 million to more than $22 million for putting patients on buses in Las Vegas for one-way trips to cities around the country.

An eight-woman jury deliberated less than three hours after a two-week trial before deciding unanimously that every Rawson-Neal Psychiatric Hospital patient who was given a Greyhound bus ticket to another city and no other arrangements for care after June 2011 should receive $250,000.

State law could cap damages at $100,000 per plaintiff, or $8.9 million.

State Department of Health and Human Services spokeswoman Martha Framsted said the jury decision will be appealed.

The judgment could top $22.5 million if the cap is waived, said attorney Mark Merin, a Sacramento, California, lawyer who represented plaintiff James Flavy Coy Brown.

Brown was the subject of an award-winning investigation in 2013 by the Sacramento Bee that brought to light what the lawsuit derides as "Greyhound therapy."

"There are at least 371 people in the class. We have been personally in touch with 89 of them," said Merin, who took the case to Clark County District Court after a federal judge dismissed an American Civil Liberties Union lawsuit in 2014.

Brown, then 48, and diagnosed with psychosis, told reporters in Las Vegas in 2013 that he arrived "homeless, confused and anxious" in Sacramento after a 15-hour bus ride from Las Vegas. After a day on the streets, hospital emergency room officials found him space at a psychiatric hospital. Brown was later reunited with his daughter in North Carolina.

Merin said he heard similar stories of indigent patients arriving in strange cities in every U.S. state and sleeping in bus stations, under benches and on the street if they were not arrested or hospitalized.

"Maybe now the state will talk about a settlement," the attorney said. "If they don't win on appeal, they're going to have to face this verdict."

AMERICAN OVERSIGHT

State Attorney General Adam Laxalt's office issued a statement noting the issue came to light before Laxalt took office in 2015, and that his "client" defendants included Southern Nevada Mental Health Services and the state Health and Human Services Department.

The jury found negligence on the part of officials including the now-retired mental health services administrator Chelsea Szklany.

Laxalt, a Republican, is running for governor to replace term-limited GOP Gov. Brian Sandoval, who reached a $400,000 settlement of a lawsuit that San Francisco officials filed in 2013 over similar patient dumping allegations involving 24 people.

Rawson-Neal opened in 2006 as the only state psychiatric facility in Las Vegas following years of complaints that mentally ill people were clogging emergency rooms at for-profit hospitals in southern Nevada.

The region now has 2.2 million of Nevada's nearly 3 million residents.

State officials reported in 2014 that Rawson-Neal treated an average of more than 6,000 people per year during a five-year span, and that nearly 1,500 patients had been provided bus transportation out of the state.

Clark County students who refuse searches face discipline
Amelia Pak-Harvey
Las Vegas Review Journal
https://www.reviewjournal.com/news/education/clark-county-students-who-refuse-searches-face-discipline-1516523/

Students who refuse to submit to a random search for weapons will face disciplinary action and may be removed from school property, the Clark County School District announced Thursday.

The announcement to randomly search middle- and high-school students with handheld metal detectors follows the fatal shooting of a student outside Canyon Springs High School in September and the confiscation of 11 guns found on students this year.

Searches, which will start in the coming weeks, will be conducted as students arrive to school and while in class. A computer program will decide which school, classroom and students to search, the district said.

When a school is randomly selected, the program will generate a random number, such as 3 or 5, according to the district. That will determine which students to search as they arrive at school — every third student, for example, or every fifth student.

Students entering school will be directed to a search area, advised of the purpose of the search and told to place their belongings on a table.

Students who don’t consent to the search will be disciplined “as they would for breaking any other school rule,” according to district spokeswoman Melinda Malone.

“We will ask them and their parents to come in to meet with the school administrator,” she said in an email.

Staff will search the belongings "only to the degree necessary to affirm that no weapons are concealed therein," according to procedures.

After removing metal objects from their pockets, students will be scanned with a metal detector.

"Staff conducting the search must use an identical scanning technique/pattern for each student," the procedures state. "The handheld device should not touch the student's body during the search."

If the detector activates, the student will be asked if they have any metal objects. They will either remove the object or the staff member will confirm the object is not a weapon either visually or by "lightly touching" the activated area.

If a search requires physical contact, it will be conducted by someone of the same gender as the student. Students who indicate that they identify with another gender will have a choice on who will search them at that point.

Students who have any prohibited items — not just weapons, but drugs or alcohol, for example — may face disciplinary action.

Students who are searched in randomly selected classrooms will be directed to stand, carry their belongings and form a line near the door. Students will wait to be directed to a search area in the hallway, and teachers will remain in the classroom to monitor behavior of students waiting in line.

The district will document every student searched, as well as the date, time, location and staff member who conducted the search.

"Our goal as educators is always to discover concerns before they become problems by developing strong relationships," Superintendent Jesus Jara wrote in a letter to parents on Thursday. "I encourage students to report any rumors of weapons, potential fights, and other safety concerns to school police or to the SafeVoice app."

Jury rules against Nevada in patient dumping case
David Ferrara
Las Vegas Review Journal
https://www.reviewjournal.com/crime/courts/jury-rules-against-nevada-in-patient-dumping-case-1516619/

A Las Vegas jury on Thursday handed down what could amount to a multimillion-dollar penalty against Nevada for busing mental patients out of state without support services awaiting them.

Rawson-Neal Psychiatric Hospital came under scrutiny in early 2013 after media reports about patients receiving one-way tickets to unfamiliar parts of the country.

A jury of eight women awarded $250,000 to James Flavy Coy Brown in a class-action lawsuit against Southern Nevada Adult Mental Health Services, the hospital, its administrator and others after a trial over the practice. That same dollar amount should be given to each of the patients, their lawyers said.

AMERICAN OVERSIGHT

A deputy attorney general, representing the defendants, declined to comment on the verdict, but a spokeswoman for the state Department of Health and Human Services said in an email to the Review-Journal that the department will ask the attorney general's office to appeal the decision.

"Rawson Neal hospital continues to be committed to providing safe and appropriate discharges," spokeswoman Martha Framsted also said in the email.

The plaintiffs' lawyers had contacted 89 people who were bused out of state, including 11 who testified during the trial, according to Sacramento attorney Mark Merin. At least 371 had been identified in the class, he said.

Upward of 1,500 people treated at the facility had been sent to states across the country and to Washington, D.C., Merin said after the verdict was reached.

State law caps lawsuits against government agencies at $100,000, but another lawyer for the patients, Allen Lichtenstein, said that cap may not be in play against the hospital's administrator, Chelsea Szklany, who was sued individually.

Through the trial that started last month, witnesses, including Brown, described their troubles after being dropped off in unfamiliar towns in testimony that Merin called "just mind-blowing."

Some of the patients immediately became homeless, sleeping under benches, in bus stations and on curbs, the lawyer said. Others told of arrests, hospitalization, "everything you can imagine."

The Sacramento Bee first reported that Brown spent 72 hours at Rawson-Neal before he was picked up by a taxi, driven to a bus station and placed on a bus traveling to Northern California without any form of identification or ability to obtain medication for his mental illness.

In their verdict, jurors found that Southern Nevada Adult Mental Health Services violated state law regarding indigent residents who had recovered from mental illnesses by failing to return them to their families, previous residences or to the counties where they had been involuntarily committed.

The jury decided that those patients were harmed because of the violation and that state agents, including Szklany, breached their duties to psychiatric patients who were discharged and sent by taxi to a Greyhound Bus station, before being carried out of state. The hospital staff also failed to arrange for follow-up care and housing, and provide medical documentation, the jury found.

"I think the jury listened very carefully," Merin said.

"Maybe now the state will actually talk about settling," he said. "They have to recognize that if they don't win on appeal, they're going to have to face this verdict."

Las Vegas stadium to have Caesars-branded entrance
Richard N. Velotta
Las Vegas Review Journal
https://www.reviewjournal.com/business/stadium/las-vegas-stadium-to-have-caesars-branded-entrance-1516255/

AMERICAN OVERSIGHT

Caesars Entertainment Corp., the operator of Caesars Palace and eight other Las Vegas casino properties, has signed a 15-year agreement to be a founding partner of the $1.8 billion Las Vegas stadium.

Financial terms of the deal announced Thursday weren't disclosed.

As a founding partner, Caesars will host a branded stadium entrance and drop-off zone, digital signage, media, radio and print assets in addition to alumni, player and cheerleader appearances.

"We are honored to align with a company that shares the Raiders' values of improving the local community and delivering exceptional customer service in creating this transformative project," Raiders President Marc Badain said.

The partnership is the first Raiders deal with a gaming and hospitality company and will give Caesars customers and members of their Total Rewards loyalty club access to exclusive experiences.

High-rollers will have access to the customized Caesars-branded owners suite at the 50-yard line of the Las Vegas stadium, VIP dinners on the field, training facility events, fantasy camp participation, stadium tours and tickets to home games and most stadium events.

The Las Vegas stadium will have five entrances that could potentially have branded sponsorships, similar to the design of U.S. Bank Stadium in Minneapolis.

At that stadium, the home of the Minnesota Vikings, entrances are referred to as "gates" and are sponsored by suburban Minneapolis corporations Ecolab, Pentair and Polaris as well as Verizon and Legacy.

The Caesars partnership deal is different from a stadium naming rights sponsorship the Raiders are pursuing. The team is quietly discussing naming rights to the stadium with a number of companies the team has not named. In September, team officials indicated talks are with the types of companies that have typically sponsored stadiums in the past — airlines, telecommunications companies, financial institutions and other large corporations. A team official had no comment on the status of those negotiations Thursday.

"With this deep partnership, Caesars will become an essential part of the game time ritual for Raiders fans everywhere," said Chris Holdren, chief marketing officer for Caesars. "From activations to exclusive experiences, fans of the silver and black will see Caesars as their home on game day."

Caesars may elaborate further later Thursday when the company has a conference call to announce its third-quarter earnings.

Casino and sports betting operators including MGM, Caesars and William Hill US, have been pursuing partnerships with leagues and teams since the U.S. Supreme Court overturned a law in May that banned wagering in most states.

Partnership announcements have been trickling since May, and it's just the beginning, said Irwin Raij, co-chair of the sports group at New York-based O'Melveny & Myers, whose clients include professional teams.

"We are going to see a lot more deals at the team level," Raij said in response to the recent MGM-Jets partnership.

AMERICAN OVERSIGHT

Becky Harris, chairwoman of the state Gaming Control Board, had not seen details of the Caesars deal, but said she was doubtful that regulators would have any concerns since the deal doesn't involve gambling.

Las Vegas substance-use treatment center to open this month
Jessie Bekker
Las Vegas Review Journal
https://www.reviewjournal.com/life/health/las-vegas-substance-use-treatment-center-to-open-this-month-1516554/

A substance-use treatment facility will open in mid-November with the promise of providing a continuum of care, from detoxification to transitional living.

CrossRoads of Southern Nevada founder Jeff Iverson, who's in recovery himself, made the announcement Thursday at a ribbon-cutting ceremony at the Las Vegas facility, 2121 W. Charleston Blvd.

"I'm really honored to be a part of a project that is so needed in the community," said Iverson, joined by the center's staff and board of directors, along with health care industry members and public officials.

The opening comes four months after Iverson planned to admit patients. At the time, he had staff members, but contracts with insurers weren't established, and he was waiting on a license from the state for a detoxification facility.

He was working on securing designation from the Southern Nevada Health District as a drop-off site for first responders, too.

He may have contracts with Medicaid-managed care organizations and private insurers, but the state hasn't granted the facility a license as a detox center. Iverson said he's hopeful that piece will come through next week.

Julie Kotchevar, administrator for the state Department of Health and Human Services Division of Public and Behavioral Health, said the department would issue the license after the facility has passed an inspection.

"We can provide all of the services here that are proposed, except for the medical detox," Iverson said. He said he was in talks with fire and police officials about the facility being designated as a drop-off location.

Iverson raised "several million dollars just to get to the point where I am now" in private donations, he told reporters Thursday. He said he would turn to city and county officials to address options for public and grant funding should the need arise.

'I love my community'

Public officials lauded Iverson and his staff Thursday for creating a 172-bed facility to detox substance users and treat them through their transition away from life on drugs. The facility's bed space will be split between patients needing detoxification and those seeking short-term housing.

The facility will also provide on-site medical care and an outpatient clinic.

Without the bed space, those needing mental health and substance use treatment end up in county jails and in hospital emergency rooms instead of in specialized care, said Clark County Commissioner Steve Sisolak, who's running for governor.

"What you're doing here is giving hope to individuals that otherwise didn't have hope," he said to a crowd of about 80 people Thursday. He was joined by Las Vegas Mayor Carolyn Goodman, Las Vegas Metropolitan Police Department Sheriff Joe Lombardo and First Assistant Attorney General J. Brin Gibson.

Iverson said he is in discussion with county officials to determine how to best serve uninsured clients but promised the center would not turn anyone away.

"I love my community, and I want to do things to help," he said. "Hundreds will be going through our continuum."

Open enrollment for Nevada Health Link begins Nov. 1
Nevada Appeal
https://www.nevadaappeal.com/news/local/open-enrollment-for-nevada-health-link-begins-nov-1/

Nevada Health Link, the state's online health insurance marketplace, began open enrollment for 2019 health insurance plans on Thursday. For the next 45 days, Nevada residents can shop for and enroll in a qualified health plan that best fits their budgetary and health circumstances. Nevada Health Link reminds consumers statewide they have access to free in-person assistance from a licensed enrollment professional who can help them navigate the insurance process and determine their eligibility for federal tax credits and cost sharing reduction subsidies. This year's open enrollment ends on Dec. 15.

Last year, Nevada Health Link enrolled a record 91,003 Nevadans. With approximately 9 percent of Nevadans currently uninsured, Nevada Health Link is working to reach all eligible residents throughout the state, especially underserved populations.

"We know how confusing and intimidating it can be to navigate the world of health insurance and find the right plan. That's why we want to remind consumers of the resources available to assist them," said Heather Korbulic, executive director for the Nevada Exchange. "With ongoing changes that continue to affect the healthcare industry, including new rules, federal requirements and various health insurance options saturating the marketplace, now more than ever, Nevadans need to understand what they are purchasing before they buy.

"Qualified health plans sold on the exchange provide comprehensive coverage and you won't be denied because of a pre-existing condition. Nevada Health Link is here to help you navigate the enrollment process. While we have achieved milestone enrollment numbers year-over-year, we remain focused on both uninsured and underinsured Nevadans, particularly those from underserved areas and populations, because no one, regardless of their income, can afford to be without health insurance."

More than 80 percent of Nevadans who enroll in a health plan purchased through Nevada Health Link are eligible for financial assistance from the federal government to help offset monthly health insurance payments.

AMERICAN OVERSIGHT

"This is yet another important example of why in-person assistance can be especially valuable to consumers. We want to ensure Nevadans are taking full advantage of all the assistance programs for which they qualify," Korbulic said.

To find an enrollment assister near you, use the in-person assistance search tool on NevadaHealthLink.com. Residents who are currently insured with exchange-based health plans are also encouraged to shop for new plans, as plans and premiums have changed. Consumers can call 1-855-768-5465 or email customerservicenvhl@exchange.nv.gov for more information.

Blockchains company makes big promises, including e-sports arena and master-planned community, at unveiling in Prague
Riley Snyder
The Nevada Independent
https://thenevadaindependent.com/article/blockchains-company-makes-big-promises-including-e-sports-arena-and-master-planned-community-at-unveiling-in-prague

Eleven months after purchasing a chunk of land nearly the size of Reno, Blockchains LLC is finally going public with its ambitious plans to build a public-focused blockchain-centered tech oasis in the Nevada desert.

At an event in Prague on Thursday, company CEO Jeffrey Berns made a long-awaited announcement about the plans of the enigmatic company, which purchased 67,000 acres of land at the Tahoe-Reno Industrial Park in January but has been mostly tight-lipped about its planned use in the subsequent 11 months.

Berns, who made the presentation alongside a hologram of the young girl who appears in the company's promotional videos, outlined additional details of the company's proposed "Innovation Park" at the conference, which he said would "highlight the power of the public blockchain" through various projects including a blockchain-based master-planned community, a promised e-sports arena and a blockchain-servicing bank.

Berns, a multimillionaire consumer protection attorney, acknowledged that little in his background is related to blockchain development, but said he was enough of a believer in the technology's potential to put up $250 million to get the company off the ground.

"I'm not a developer," he said. "I have no idea how to code. I'm older than most of you in the audience, and I come from a profession that many of you think causes more problems than solutions. But I will tell you this: In all my life, in all of my career as a lawyer, I never saw a technology that I believed in more or one that I thought really could change the balance of power back to us instead of corporations, instead of Wall Street."

In the abstract, blockchain technology is essentially a public digital ledger open to users and distributed across the internet. Bitcoin, the digital cryptocurrency, is probably the best known example of the technology, but Blockchains relies on another platform called Ethereum that allows users to develop and build applications for various purposes, from executing contracts to tracking a supply chain.

"No government, no bank, no corporation," Berns said Thursday. "Just trusting in math."

Berns said that one of his biggest fears would be seeing established financial and banking players decide to use their own private blockchain technology and requiring their customers use it as well, which he said went against the point of the technology. To that end, he said 90 percent of the company's ownership and 100

AMERICAN OVERSIGHT

percent of its voting rights would be shared between five or six "stakeholder groups," one of which would include developers, which will allow them to create their own governance structures and corporate models.

"It's not really even a company," he said. "I think, really, this is me trying to create a movement to use the public blockchain to empower the individual. To change the way we do things. And all I've done is wrapped a company inside it in order to monetize and perpetuate this movement that I hope we'll all share in."

Several details of the company's plans have trickled out over the past year, including an initiative to develop a high-speed fiber network in rural Storey County and to hire between 10,000 and 20,000 people within the next decade to build the "blockchain center of the universe."

Additional plans include creation of a residential living space on company land that would use blockchain technology to develop houses, apartments, banks, markets, stores and schools. The New York Times reported Thursday that the company is working with Storey County on a master-planned community with thousands of homes and a school, but that construction isn't scheduled to begin until late 2019.

Berns also announced a lightly-detailed plan to create an "immersive content creation studio" that he described as a cross between a movie studio, recording studio and game developer, highlighting his own experience as the publisher of a blockchain-based news website.

As part of the company's commitment to custody of digital records, Berns said it had put up the funds to purchase nuclear bomb-resistant storage bunkers in Georgia and Wyoming and planned to construct another one in Nevada. He said the company had also purchased space at similar high-security facilities in Switzerland and Sweden.

"What we will be able to do is provide security that is unmatched, that no bank, no single government will be able to offer to the people that want to put their digital assets in storage here," he said. Berns said that he had purchased an unnamed bank, and planned to make it the most "consumer-friendly, transparent" banking institution that would cater to blockchain users and companies.

He also highlighted a somewhat controversial designation of Storey County as an "Opportunity Zone," a creation of the tax overhaul legislation designed to spur development and investment in zip codes with low prosperity by providing capital gains tax breaks to investors who place their money in qualified funds in that area.

Berns also referenced the company's Wednesday announcement of a memorandum of understanding with NV Energy to develop blockchain-based energy products, and said to expect similar announcements coming out in the next six months.

On a more local level, the company appears to be contracting with prominent advertising firm R&R Partners, and two company executives — Pete Ernaut and Michon Martin — could be seen greeting Berns after the event.

Federal health care website up and running after slow start
Associated Press
https://www.reviewjournal.com/life/health/federal-health-care-website-up-and-running-after-slow-start-1516451/

AMERICAN OVERSIGHT

WASHINGTON — The federal website where consumers can get health insurance under the Affordable Care Act was up and running Thursday after a slow start as sign-up season for 2019 opened days before the midterm elections.

During early morning hours, people accessing the site were directed to a screen that said work was underway. A recording at the HealthCare.gov call center conveyed a similar message. Things seemed to be running normally by about 9 a.m. EDT.

With health care a major issue in Tuesday's elections, this sign-up season under the Trump administration is getting close scrutiny.

In earlier years, technical problems with the site created major headaches for the Obama administration. Some Democrats cited HealthCare.gov's meltdown after its 2013 debut as one of the reasons they lost control of the Senate the following year.

Since those initial problems were fixed, the website serving people in 39 states has worked fairly smoothly, first under President Barack Obama and now under Donald Trump. The rest of the states and the District of Columbia run their own sign-ups.

A spokesperson for the Centers for Medicare and Medicaid Services said Thursday morning that HealthCare.gov was open for business.

Before the site went live for sign-ups at the start of a new coverage year, technicians had to load up details on thousands of changes in plans and premiums.

"Prior to every open enrollment, final preparations must take place ahead of the start of the open enrollment period to ensure the website runs smoothly for consumers," said a statement from the agency. The statement said the agency's commitment had been that the site would be ready "in the morning."

The health law's sixth sign-up season began with stabilizing premiums and more choices for consumers.

Nationally, average premiums are going up only by low single-digit percentages for 2019. In some states, and for some types of plans, premiums will decline. Fewer areas will see increases. Insurers also are expanding their participation.

But Republicans have not backed off their pledge to fully repeal the health law, despite failing to do so in Trump's first year. Still, other changes by the GOP-run Congress and the administration for next year may result in fewer people signing up.

Congress did get rid of the unpopular requirement that most people carry health insurance or risk fines, starting Jan. 1. The administration has opened the way for insurers to offer alternatives to the law's comprehensive coverage, including plans that don't have to cover pre-existing conditions.

Democrats have made maintaining protections for pre-existing conditions a major issue in the elections, forcing Republicans on the defensive. They also accuse Trump of trying to "sabotage" the health law, and a core group of former Obama administration officials has kept close tabs on sign-up season.

Despite all the political drama, enrollment has remained remarkably stable.

About 10 million people have private policies through HealthCare.gov and state-run insurance markets, with roughly 9 in 10 getting taxpayer-financed help to pay their premiums. An estimated 12 million more are covered through the law's Medicaid expansion, aimed at low-income adults.

Income-based subsidies that protect consumers from high premiums remain available for next year, as has been the case since the overhaul went into effect. Open enrollment ends Dec. 15 for coverage starting Jan. 1.

Mary-Sarah Kinner
Communications Director
Governor Brian Sandoval
mkinner@gov.nv.gov

AMERICAN OVERSIGHT

NV-DA-20-0615-A-001624

Stephanie M. Klapstein

From: Andrew Clinger <aclingernv@gmail.com>
Sent: Friday, April 20, 2018 9:02 AM
To: Mary-Sarah Kinner; Mary-Sarah Kinner
Subject: Fwd: email down

Sent from my iPhone

Begin forwarded message:

> **From:** Cory Hunt <hunt.cory@gmail.com>
> **Date:** April 20, 2018 at 9:01:05 AM PDT
> **To:** "aclingernv@gmail.com" <aclingernv@gmail.com>
> **Subject: email down**
>
> press release
>
> On Apr 20, 2018, at 8:34 AM, Brian Baluta <bbaluta@diversifynevada.com> wrote:
>
> > Mary-Sarah, As per the request, here is some verbiage on the methodology for nominating opportunity zones. We're also looking to DETR to run some numbers on the 61 tracts for the release. — BB
> >
> > To identify the state's 61 priority tracts for Opportunity Zone designations, the Nevada Governor's Office of Economic Development (GOED) and the Nevada Department of Business and Industry solicited input from local governments, regional development authorities, the general public and other interested parties. GOED then utilized indices to measure market traction, social need, and investment opportunity. The methodology incorporates information including:
> >
> > - % population below poverty
> > - % households with rent or mortgages greater than 30% of income
> > - % population not in the labor force
> > - % of population with less than a high school degree
> > - Concentrated income (Gini Index)

AMERICAN OVERSIGHT

- Commercial lending
- Multifamily lending
- Small business lending
- Socioeconomic change
- Concentration of jobs

Summary:

The Tax Cuts and Jobs Act of 2017 established an Opportunity Zone tax incentive, which allows taxpayers to defer paying federal tax on capital gains from the sale of property if those gains are invested in Qualified Opportunity Funds that invest 90% of their assets in businesses located or property used in a designated low-income community. Investors receive modest reductions in their eventual tax bill if they maintain their Opportunity Fund investments for at least five and then seven years. Investors that hold capital in those funds for a full ten years also do not have to pay capital gains tax on the appreciation of their Opportunity Zone investments.

AMERICAN OVERSIGHT

Stephanie M. Klapstein

From: Ryan McGinness <ryan@nevadadc.org>
Sent: Friday, April 20, 2018 6:47 PM
To: Doug Hoelscher
Cc: Mike Willden
Subject: Fwd: Governor Sandoval Nominates 61 Opportunity Zones

Ryan McGinness | Sent Wirelessly

Begin forwarded message:

From: Mary-Sarah Kinner <mkinner@gov.nv.gov>
Date: April 20, 2018 at 6:14:12 PM PDT
To: Mary-Sarah Kinner <mkinner@gov.nv.gov>
Subject: Governor Sandoval Nominates 61 Opportunity Zones

Nevada Governor
Brian Sandoval

For Immediate Release:
April 20, 2018

Contact:
Mary-Sarah Kinner
mkinner@gov.nv.gov

GOVERNOR SANDOVAL NOMINATES 61 OPPORTUNITY ZONES

CARSON CITY, NV – Governor Brian Sandoval today nominated 61 opportunity zones, pursuant to the Tax Cuts and Jobs Act of 2017, which established an Opportunity Zone tax incentive, designed to encourage long-term private investment in low-income communities.

"During my time as Governor, we have invested significant resources in Nevada," Governor Brian Sandoval said. "While we have seen substantial returns, there are still parts of our state that need additional assistance. It is my hope that by nominating these 61 low-income opportunity zones, private investors will choose to fund projects in these areas that benefit the Nevadans who need it most. What's more, we believe that communities surrounding the 61 opportunity zones will also benefit from investment in the zones."

The 61 opportunity zone nominations directly impact more than 230,000 Nevadans in some of Nevada's most disadvantaged communities.

In the 61 tracts:
Average family income is approximately $37,000

AMERICAN OVERSIGHT

(Just 60% of median statewide family income of approximately $62,500)
Average unemployment rate from 2011-2015 is16%
Nearly 2x greater than the national unemployment rate

The Opportunity Zone program runs on essentially two tracks – first, Governors in each state nominate opportunity zones, which are low-income community census tracts that could benefit from significant private investment. Second, once the zones are certified by the U.S. Treasury Department, interested private investors must invest in opportunity funds, specialized vehicles that can then be utilized to invest in the certified opportunity zones.

# # #

Mary-Sarah Kinner
Communications Director
Governor Brian Sandoval
mkinner@gov.nv.gov

AMERICAN OVERSIGHT

NV-DA-20-0615-A-001628

Stephanie M. Klapstein

From: Andrew Clinger <aclingernv@gmail.com>
Sent: Friday, April 20, 2018 9:01 AM
To: Mary-Sarah Kinner; Mary-Sarah Kinner
Subject: Fwd: Info - State email down

Sent from my iPhone

Begin forwarded message:

> **From:** Cory Hunt <hunt.cory@gmail.com>
> **Date:** April 20, 2018 at 9:00:08 AM PDT
> **To:** "aclingernv@gmail.com" <aclingernv@gmail.com>
> **Subject: Info - State email down**
>
> Hi Andrew-
>
> Here's a paragraph for inclusion in the Governor's letter, as well as supporting information from the ACS.
>
> Please let us know if you have any questions.
>
> Thanks,
> -Cory
>
> # # #
>
> Census Tract 32029970200 meets the qualifications established by H.R. 1 SEC. 1400Z(e) as a census tract contiguous with a low-income community. First, Census tract 32029970200 is contiguous with Census Tract 32019960201, a low-income community that is being submitted for designation as an Opportunity Zone. Second, the attached 2012-2016 American Community Survey demonstrates that the median family income of tract 32029970200 does not exceed 125 percent of the median family income of low-income community tract 32019960201. I nominate census tract 32029970200 as a qualified opportunity zone; my office stands ready to answer any questions or provide additional supporting information upon request. In the event that you do not designate this tract, I reserve my right to provide a substitute tract in its place.

AMERICAN OVERSIGHT

Stephanie M. Klapstein

From: MicrosoftExchange329e71ec88ae4615bbc36ab6ce41109e@nv.onmicrosoft.com on behalf of Patrick Cates <pcates@admin.nv.gov>
Sent: Wednesday, June 06, 2018 3:59 PM
To: Ward Patrick
Subject: Fwd: Marlette NV Appeal June 5, 2018.pdf
Attachments: Fwd: Marlette NV Appeal June 5, 2018.pdf

Sender: pcates@admin.nv.gov
Subject: Fwd: Marlette NV Appeal June 5, 2018.pdf
Message-Id: <D67E77EA-A805-49EF-9AD0-0BB7F23BF03F@admin.nv.gov>
Recipient: wpatrick@admin.nv.gov

AMERICAN OVERSIGHT

Stephanie M. Klapstein

From: Patrick Cates <pcates@admin.nv.gov>
Sent: Wednesday, June 06, 2018 3:58 PM
To: Ward Patrick
Subject: Fwd: Marlette NV Appeal June 5, 2018.pdf

Begin forwarded message:

> **From:** Connie Lucido <clucido@admin.nv.gov>
> **Date:** June 6, 2018 at 12:02:27 PM PDT
> **To:** Patrick Cates <pcates@admin.nv.gov>, "Michael J. Willden" <mwillden@gov.nv.gov>, Mary Woods <mwoods@admin.nv.gov>, Mary-Sarah Kinner <mkinner@gov.nv.gov>
> **Subject: RE: Marlette NV Appeal June 5, 2018.pdf**
>
> Good morning all,
>
> The grant office has been engaged to look at federal funding for the Marlette system. We have encouraged Ward and his shop to have the Marlette Water System added to the State's Mitigation Plan (housed within Division of Emergency Management) which will open another stream of federal money (pre-disaster funding). Additionally, we do expect a large Infrastructure appropriation from the Omnibus bill which could potentially be used to fund the project (or phases of the project).
>
> Lastly, just about every funding opportunity asks how the project will be sustained after federal money is no longer available – as a result I encourage solutions for future maintenance as it will provide for a more competitive application – once we find one to apply for.
>
> Please let me know if you have any additional questions or concerns
>
> Best,
> Connie

From: Patrick Cates
Sent: Wednesday, June 06, 2018 11:31 AM
To: Michael J. Willden <mwillden@gov.nv.gov>; Mary Woods <mwoods@admin.nv.gov>; Connie Lucido <clucido@admin.nv.gov>; Mary-Sarah Kinner <mkinner@gov.nv.gov>
Subject: FW: Marlette NV Appeal June 5, 2018.pdf

An article on Marlette ran yesterday. I was not aware any press communication was going on at the staff level. I am aware Public Works has been engaging in dialogue with Carson and Storey on funding improvements to the system.

From: Jenni Cartwright <j.cartwright@admin.nv.gov>
Sent: Wednesday, June 06, 2018 9:03 AM
To: Patrick Cates <pcates@admin.nv.gov>; Connie Lucido <clucido@admin.nv.gov>; Ward Patrick

AMERICAN OVERSIGHT

<wpatrick@admin.nv.gov>
Cc: Julie Kidd <j.kidd@admin.nv.gov>
Subject: Marlette NV Appeal June 5, 2018.pdf

Hi. Jerry took several people including Julie & I on a tour of Marlette yesterday. He stopped by the office this morning & this article - I wanted to make sure you all were aware of it.

AMERICAN OVERSIGHT

Stephanie M. Klapstein

From: Ryan McGinness <ryan@nevadadc.org>
Sent: Monday, May 07, 2018 3:44 PM
To: Pam Robinson; Andrew Clinger
Subject: Fwd: YM

Pam - calling you.

Ryan McGinness | Sent Wirelessly

Begin forwarded message:

> **From:** "Thomas, Kyle" <Kyle.Thomas@mail.house.gov>
> **Date:** May 7, 2018 at 6:23:05 PM EDT
> **To:** Ryan McGinness <ryan@nevadadc.org>
> **Cc:** "Walker, Stephanie" <Stephanie.Walker@mail.house.gov>
> **Subject: RE: YM**
>
> He is now pursuing an amendment to be filed tomorrow morning. Here is a summary while it is still being worked out with Counsel. These are policy goals he has be open and transparent about and will continue to work beyond House consideration.
>
> 1.**Interstate 11 Intermountain West Corridor:** Further authorizes the I-11 route more specifically from Luning to the vicinity of Hawthorne and realignment with Nevada State Road 839 to 50 to 80 through Fallon. The section also requires each agency with land near the route to coordinate and plan with NDOT.
>
> 2.**Higher Education Eligibility Fix:** Prioritizes institutions in the Nevada System of Higher Education to receive research and development funding, and further priority and oversight for institutions with experience in such research, such as DRI and UNLV.
>
> 3. **Tracking Federal Research Projects:** Requires a report identifying potential Federal projects to be located, or proposed to be located, in such State, including a plan for such federal projects by September, 2019.
>
> 4. **UNR Building:** Provides a transfer of $10 million from the Nuclear Waste Fund for remediation for facilities contaminated with radium.
>
> 5. **State 911 Coordinator:** Tells the state to designate a 911 Emergency coordinator.
>
> 6. **Storey County Zip Code:** Sec. 211 of the Postal Service Reform Act of 2017 (H.R. 756), for a zip code for Storey County.
>
> 7. **Reprocessing Study:** Requires DOE, in consultation with higher education institutions with reprocessing research, to produce a study locating reprocessing or recycling facilities for spent nuclear fuel at or near the Yucca Mountain site; and a recommendation for an authorization of appropriations for such facilities.

AMERICAN OVERSIGHT

From: Thomas, Kyle
Sent: Friday, May 04, 2018 7:07 PM
To: Ryan McGinness
Subject: Re: YM

We were caught off guard by the announcement but if he does any amendment you'll be one of the first to know.

Kyle Thomas
Senior Advisor
Congressman Mark E. Amodei (NV-02)
202-225-6155
Cannon HOB 332

On May 4, 2018, at 5:59 PM, Ryan McGinness <ryan@nevadadc.org> wrote:

> Kyle – anything we should be aware of from your boss next week on the Shimkus bill? Just want to coordinate and prepare in case he is pursuing any amendments. Thanks!
>
> **Ryan McGinness | Director**
> State of Nevada, Washington Office
> D: (202) 624-5426 | M: (202) 297-8934
> E: ryan@nevadadc.org

AMERICAN OVERSIGHT

Stephanie M. Klapstein

From: Tureman, Alexander <Alexander.Tureman@dfat.gov.au>
Sent: Monday, February 19, 2018 1:02 PM
To: DeAngelo, Michelle; Christina Davis; Carney, Brenda
Cc: ahunter@nga.org; Read, William; McKenna, Laura; Schinzinger, Alexandra; Storey, Sarah; Allen, Rebecca; Cicchinelli, Arianna
Subject: Gift Protocol and Scheduling [SEC=UNCLASSIFIED]

UNCLASSIFIED

Hi All –

On this email I've included the folks I worked with from the respective Governors' offices on gift exchanges. I've also included two NGA representatives in Abigail Hunter and Arianna Cicchinelli, who've helped immensely with coordinating all things Winter Meeting. Finally, I've cc-ed the Embassy's gift officer/liaison Will Read.

Protocol for exchanging gifts is done at a staff level in Australia, so the purpose of this email is to find the best time that Will Read can exchange gifts with Governors' staff. He'll have the PM's gifts for Governors Sandoval, Bullock and Murphy in hand by Thursday afternoon.

We're hoping to have any gift exchanges completed on Friday as the PM is departing Washington directly from the NGA Winter Meeting at the JW Marriott on Saturday. Two options we discussed:

1) Will Read exchanging any gifts with a NGA representative and/or Governors' staff on Friday at the JW Marriott.
2) Will Read exchanging any gifts with a NGA representative and/or Governors' staff on Friday at the Embassy Reception.

Finally, the PM is required to declare gifts from foreign officials with Australian customs. He also must report the "cost in country" (cost with no sales tax) of the gift with Parliament. If your Governor is planning to provide the PM with a gift, please let Will know the cost of the gift, so we can alert the PM's team.

There are several parties involved here, so if we can find a time to do all of the swaps at once that would be preferable.

Please don't hesitate to let Will or myself know if y'all have any questions.

Best -
Alex

Alex Tureman
Senior Congressional Liaison Officer

Embassy of Australia
1601 Massachusetts Avenue NW
Washington DC 20036-2273

Phone: +1 (202) 797-3279
Cell: +1 (904) 514-6309
Email: Alexander.Tureman@dfat.gov.au

AMERICAN OVERSIGHT



AMERICAN OVERSIGHT

Stephanie M. Klapstein

From: jaime@alwaysontime.biz
Sent: Saturday, September 01, 2018 9:07 AM
To: 'Mariah Heriman'
Subject: GOED Meeting - August 14th
Attachments: GOED Board Meeting - 8-14-18 Transcript.doc; GOED Minutes August 14, 2018 - Special Session.docx

Hi Mariah,

Please find the transcript and the minutes attached for the Special Session you had on 8/14.

Please let me know if you need any changes.

Thanks much!

Jaime Caris
Always On Time
www.AlwaysOnTime.biz

Toll Free: 800-921-3259
Las Vegas: 702-434-8368

AMERICAN OVERSIGHT

NV-DA-20-0615-A-001637

STATE OF NEVADA
GOVERNOR'S OFFICE OF ECONOMIC DEVELOPMENT
BOARD MEETING
August 14, 2018

The meeting of the Board of Economic Development was called to order by Governor Brian Sandoval at the Capitol Building, 101 N. Carson Street, Carson City, Nevada, 89701; and via video conference at the Grant Sawyer Building, Governor's Conference Room, 555 E. Washington Avenue, Room 5100, Las Vegas, Nevada, 89101.

1. CALL TO ORDER, ROLL CALL AND ESTABLISH QUORUM

VOTING BOARD MEMBERS PRESENT
Governor Brian Sandoval, State of Nevada
Lieutenant Governor Mark Hutchison, State of Nevada
Dr. Weldon Havins, Touro University, Nevada
Mr. James Barrett, Jr., President and Founder, The JABarrett Company
Dr. Dana Bennett, President, Nevada Mining Association
Mr. Dan Klaich, voting member at large
Mr. Raymond Specht, Founder & CEO Specht Leadership Consulting

NON-VOTING BOARD MEMBERS PRESENT
Mr. Don Soderberg, Director, Department of Employment Rehabilitation and Training

STAFF MEMBERS PRESENT
Bob Potts, Research Director, GOED
Michelle Sibley, Executive Assistant / HR Coordinator, GOED
Matt Moore, GOED
Jessica Sanders, GOED
Derek Armstrong, GOED

GUESTS PRESENT
Alise Porta, Switch
Pat Mulroy, Switch
Gary Milliken, Switch
Martin Johnson, J&A Consulting
Randel W. Aleman, Emerald Lake T.C.
Pat Whitten, Storey County Manager
Lyla Gallagher, Storey County
Kendra Follett, Sherman & Howard
Henna Rasul Soac, AGO
Michelle Briggs, AGO
Lori Chatwood, Deputy Treasurer of Debt Management, STO

AMERICAN OVERSIGHT

Nicole Linan, Lt. Gov.
Matthew Digesti, Blockchains
Paul Taggert, Taggert & Taggert, Ltd.
Leo Drazdoff, Drazdoff Group, LLC.
Alex Samuelson, Griffin Company
Bob Sader, TRI General Improvement District
Scott Anderson, Secretary of State's Office
Russell Guindon, LCB – Fiscal
Assemblywoman Irene Bustamonte
Sonja Mez
Brian Gordon, Applied Analysis
Chris Riley, Tesla
Brian Scelfo, Tesla

2. PUBLIC COMMENT

Governor Sandoval asked if there were any members of the public present or on the telephone who wanted to provide public comment to the Board. There were none.

3. GOVERNOR SANDOVAL'S COMMENTS

Governor Sandoval said they had a very fruitful trade mission to Ghana and South Africa, in no small part due to Director Anderson and his staff's hard work and preparation. It was a successful trip on the water front, the education front, and the business front. More details will be provided at the next full meeting.

4. REVIEW AND APPROVAL OF ECONOMIC DEVELOPMENT FINANCING PROPOSAL (EPFP) TAHOE RENO INDUSTRIAL CENTER EFFLUENT WATER PIPELINE

Director Anderson gave an overview of the Effluent Pipeline Project and the request for bonding authority of $35 million in order to facilitate the construction of this pipeline.

The authority from the Governor's Office of Economic Development came out of SB 1, what is often referred to as the Faraday Special Session that referenced a development out at Apex Industrial Park. At the time, there was not the infrastructure to support such a project so bonding authority was needed in order to facilitate the construction of that infrastructure. Authority was afforded to this office.

One of the qualifiers is having a qualified project; which means an entity that is willing to do a capital investment of over $1 billion. Currently, the area that we're

AMERICAN OVERSIGHT

talking about, the Tahoe Regional Industrial Complex, or TRIC, has a single qualifying entity, which is the Tesla Gigafactory. They qualify under those rules to be to, in conjunction with other partners, to access the bonding authority in this office.

The qualifiers that come into play have to do with what is the public good, what are the environmental impacts, and what are the economic development benefits. As we look at TRIC and the economic catalyst it's been, we see its continued development is important to our State and we recognize the benefits as well.

The benefits are such that we felt so inclined to utilize some of the bonding authority that this office has with the Governor's Counsel and discussion, in order to help facilitate the building of an effluent pipeline that will utilize water that's non-potable, that's been treated and sent via this 13-mile pipeline up to TRIC, to be used according to the needs of the development there. It's important that we understand the benefits both to the public and to the residents of northern Nevada, as well as Nevada as a whole, to keep that project running smoothly. There are opportunities that, pending approval and development, that can't take place without water. It's important to keep in mind both the short-term and long-term impact that this pipeline will have for the future development up there.

Director Anderson then turned the floor over to Pat Whitten, Storey County Manager.

Pat Whitten introduced himself and reminded Members that Storey County appeared before the Board a year ago, asking the Board to consider their Economic Development Financing Proposal, structured to bring 4,000 acre-feet of partially treated effluent water from the Truckee Meadows Water Reclamation Facility to the Tahoe Reno Industrial Center as a means to further stimulate economic growth and build out. Subsequent to their submittal, they found it necessary to withdraw and regroup in order to find the best way to structure financing in accordance with provisions of SB 1 of the 2015 Special Session. Today, Storey County was back with an "even better" approach to finance the offsite portion of the project, which entails building approximately 13-miles of pipeline from Sparks to the Industrial Park.

The structure has changed somewhat and the parties, except the State and Storey County, have changed substantially. Instead of one developer involved, there now are six, including corporate giants such as Google, Tesla and Switch. The new developers bring a desire and a willingness to pay upfront through the special assessment district process. Having low cost water available to these companies, coupled with the Governor's recent actions to include all of TRIC as eligible for the Federal Government Opportunity Zone Program should provide the catalyst these companies need to fully develop the properties they own in Nevada. The Storey

AMERICAN OVERSIGHT

County Board of Commissioners voted unanimously last Tuesday to forward this proposal to you for your consideration.

Mr. Whitten introduced Mr. Marty Johnson, who gave more details of the proposal.

Mr. Marty Johnson with J&A Consulting Group explained that J&A are the financial advisors to Storey County; they were asked to assist the county with this project. Mr. Johnson ran through a presentation that was given to the Storey County Commission last week that lays out the specific details of this proposal and the project.

Storey County has proposed to fund offsite improvements through an effluent pipeline with bonds issued by Storey County that are paid from a special assessment district on the property that these companies own. The onsite distribution and treatment of those additional facilities, treatment facilities, the distribution lines that will take it from the pipeline to the various parcels where the water is used, all of those would be financed and paid for by the private companies. They are not asking for the State or the County to help participate in those. In conjunction with this process but outside of what is used to repay the bonds, they are asking the County to form a tax increment area. Those revenues would be used solely to reimburse the parcel owners, the property owners, for the assessments that they pay. Unlike the proposal that happened a year ago where those were the revenues that secured the bonds, here it is solely a reimbursement mechanism that would be used.

Mr. Brian Gordon with Applied Analysis went into further detail and had the following to say. "We've been working with the private sector development team, as well as all of the folks up North in Storey County and the consultants for Storey County as part of this process. This offsite pipeline carries a development cost of about $35 million. That's what is being contemplated as part of a special assessment district. A fully 100% consent of those property owners that are committing to make those payments under that special assessment district. In addition to that, there's a portion of the project which we have been calling the onsite portion of the project which, the first phase of that would be another $30 million, which would bring that effluent water into—that would include storage as well as, transmission for that water. Then there's a second phase of that onsite portion of the project, which would be the advanced treatment facilities, to bring that water up to a standard that would be suitable for the users within the TRI Center itself, companies like, Tesla, Google, Switch.

What we're talking about is the financing of the $35 million through a special assessment district. The balance of the project, fairly significant, would be fully financed by private development, private financing through the developers and property owners within that district.

AMERICAN OVERSIGHT

Some of the benefits, really, we looked at three different areas as part of the benefits. The benefits, both to Washoe County as well as Storey County, as well as TRI Center itself. As far as environmental benefits, the Truckee Meadows water shed has been somewhat of a fragile and one of the most litigated water sources in the Western United States. That includes the Truckee River. This project would divert 4,000 acre-feet of water that would typically go into the Truckee River. That would tend to be high nitrate type of water. That requires additional environmental fixes, if you will, as it relates to the quality of that water. So, what this project would do is divert that water through this pipeline, up to Storey County, in the Tahoe Reno Industrial Center which would then be used for some of these other uses by some of those major companies that we've been talking about.

This would resolve one of those environmental issues, certainly, TMWRF, the Truckee Meadows Water Reclamation Facility would not be giving up this 4,000 acre-feet necessary. There would be reimbursements for the same amount of water. So, on a net/net basis, it would be a wash, if you will, for them. If the project didn't move forward, TMWRF at some point, would be required to invest in its infrastructure to treat the water there, that would entail an estimated capital cost of about $30-40 million down at TMWRF, as well as annual recurring maintenance costs of about $1.5 million."

Pat Mulroy from Switch gave further details about the project:
"Obviously, since this is one of the most litigated rivers in the west, this was not an easy jigsaw puzzle to put together from a water resource standpoint. Even though there are significant water quality improvements to the end of the system, if you will, for the Cui-Ui fish and for the Tribe. We sit at the end of this system because you are removing these nitrates that are on any number of occasions during the course of the year, causing the Truckee Meadows Water Reclamation Facility to be out of compliance with EPA Clean Water Standards. They knew they had to invest a significant amount in order to get up there. It removes those and allows this facility to discharge without causing those nitrate issues that are problematic for the fish at the other end. There was a need to replace that source of water because the Truckee is completely subscribed for. What leaves the Reno area, goes down to the Fallon area where the Fallon farmers are reliant on this water source. Then at the end of the system, you have the Indian Tribe and you have an endangered fish, also dependent on this water source.

Two agreements were negotiated. The first was the actual effluent agreement with the Cities of Sparks and Reno who control the TMWRF facility. And in it, their reimbursements are identified. It's a 50-year lease, a lease that can go up to 50-60 years. We do not own the water. We never own the water. No one—neither TRIC nor any of the companies will hold title to the water. The water stays, in terms of ownership, with the Reno Sparks area. The TRIC is simply leasing that water supply for the term of 50-60 years. Then, they will reimburse the City of Sparks and the TMWRF facilities for all extraneous expenses, any capital improvements that need

AMERICAN OVERSIGHT

to be made to that facility, in order to facilitate this endeavor and make essentially, the Reno Sparks area whole.

The second agreement was a little trickier, but it was just recently approved by TMWA, which is the return flow management agreement. In it, the companies, TRIC has committed that they will turn over for use by TMWA during the course of this agreement their Truckee River Rights of 1,500 acre-feet, to manage the river for instream flows. The companies will also pay for an adjudication process on ground water rights that are available through State right-of-ways with the Department of Transportation. Those will be adjudicated. The cost of that adjudication will be borne by the companies. And that water as well will be turned over to TMWA for management purposes to make the river whole.

The objective was that no one loses in this proposition. During the course of this, I know that I've participated in one meeting with the Tribe, but I know that Mr. Taggert has participated in a number of meetings with the Tribe. We stay committed to continue our conversation with the Tribe, as we go through the water rights process on the ground water portion of this.

So, from a water resource perspective in the west, this is one of the most creative and forward thinking projects anywhere in the Western United States today. For an industrial complex to take effluent water, be willing to pay for the infrastructure, $35 million offsite, $30 million plus, it could go quite high in terms of treatment costs for the onsite, so you could easily break the $100 million mark on the cost of this and be willing to make that kind of an investment in order to be environmentally sustainable and to be responsible in terms of their water use really has no equals in the west today. So, Nevada is standing proud in being able to deliver this kind of a project to the western water resource dialogue and development."

Governor Sandoval asked if the TMWA rate payers, likely will save money because they won't have to pay for the treatment of all that water in the years to come? Ms. Mulroy responded by saying that they would benefit in two ways.

"TMWA rate payers, also TMWRF rate payers in many ways. That avoided cost of $40 million is going to prevent the wastewater rates from having to go up. And, to the extent that the companies will be reimbursing TMWA for their management, water management, of the River, there will be a benefit to the TMWA rate payers as well. The bigger benefit for TMWA and for the larger Reno Sparks area is that it provides maximum flexibility to TMWA, to be able to manage the flows in that river, no matter what the hydrology looks like in the system. The companies have stepped forward as full and equal partners in that endeavor and are going to take their seat at the table."

Governor Sandoval asked if Pyramid Lake and the Tribe would receive the same amount of water, but a higher quality of water? Ms. Mulroy responded, "They will

AMERICAN OVERSIGHT

have a much improved quality of water, which will significantly help the fish, help the Cui-Ui fish, up there. And, we are committed to making sure that the Tribe is not negatively affected by this agreement."

Then Governor Sandoval asked is there was any type of discharge that comes from TRIC back to the river? Ms. Mulroy responded, "NDEP has been quite clear, there can be no discharge from TRIC, back into the river. What the intent is, is to have a second pass-thru for reuse. So, water that is not put to full consumptive use will once again enter the recycle process and be used once again. So, it will all stay contained in the TRIC area which saves that much more water."

Governor Sandoval asked if there were any other questions or comments, and Lieutenant Governor Hutchinson had some. First the Lieutenant Governor asked for clarification on the term of the lease. Ms. Mulroy stated the original term was 40 years and it can be extended. The Lieutenant Governor then asked how does the lease term coincide with the infrastructure life expectation and were they satisfied that those match up? Ms. Mulroy stated the bonds should be paid off before the lease expires, so it's a 20-25 year window for the bonding. And then as far as the life of the infrastructure, so it's even after the bonds are paid off. It's 80-90 years.

Ms. Mulroy assured the Members, "With proper maintenance and to the extent that TMWA is a full partner and the companies are committed to bringing in professional management for the system. I don't have a concern in the world that that system won't be managed appropriately."

Lieutenant Governor Hutchinson asked Ms. Mulroy, "Just based on your experience and having acknowledged that this is a highly litigious area and a place that is often challenged. You've met with lots of different interest groups. Do you foresee any challenge to this project, beyond the parties that you've spoken to, other interested parties that you anticipate? Any environmental groups, that sort of thing that could come in and try to challenge this?"

Ms. Mulroy responded, "There have been several public forums in which those would've emerged and to date, no one has raised their head and said anything. I think the proof is going to be in moving through the groundwater adjudication process and through the TMWA water resource management process, in managing the river. It will be iterative, it will be year to year. I think the big partner whose needs have to be addressed is the Tribe. I think they appreciate that we're being sincere. That they're not going to get rolled in this process. That we know what our obligations are to the river and that we have to keep them whole. So, they really stand to benefit."

Mr. Barrett posed a question about the permitting process for such a challenging undertaking; what was the status? Ms. Mulroy's answer was, "There is a permitting process that is still ahead of us. Brent Farr from Farr Engineering, who is overseeing

AMERICAN OVERSIGHT

the construction of this project is up north and can answer those questions in greater detail. Some of the land is owned by the City of Sparks, so obviously that permitting has to happen. Some of it's owned by the State of Nevada, so that permitting, it has to happen. There is a small section where we have to cross Core of Engineer Land, so you're going to have to get a 404 Permit. But that is standard. You can't do anything in the State of Nevada without getting those permits. And obviously, we're fully committed to being compliant with all the conditions around those permits."

Governor Sandoval asked a follow-up environmental question, "That 13 miles is going to be crisscrossing some of the most sensitive land in northern Nevada, given it's adjacent to the Truckee River. Are there any environmental concerns associated with the construction portion of the project?"

Mr. Bob Sader, an Officer in TRI general improvement district, which will be the entity that builds and operates this pipeline answered, "In that capacity, to address the question, I've been very involved in the right-of-way process for the path of the pipeline which generally speaking, goes down the east Truckee Canyon, until it goes over a mountain and into TRI Center.

We've been working on the right-of-way for a couple of years. We have gone through three or four different alignments and we have consciously chosen the alignment that has the least environmental impacts. We, so far, in the process of actually physically inspecting each of these parcels, each—all of the alignment, we do not believe that we have any significant environmental issues.

We have no wetlands. We do not cross the Truckee River. We do not enter into Federal Lands. There are two state parcels, owned by the State of Nevada. We've had discussions with the Public Lands about the application for that. We've had a lot of engineering, a high-degree of engineering on this right-of-way. We do not believe we have any significant environmental problems."

Mr. Klaich asked if the agreements with Reno and Sparks had been finalized? Ms. Mulroy affirmed they had been finalized. They were approved by both the Sparks City Council and the Reno City Council, in terms of the lease agreement and then for the agreement on the return flow management agreement. That has gone through TMWA and is awaiting final approval from Reno and Sparks.

Mr. Klaich went on to say that not having the agreements in hand gave him a little discomfort. Mr. Paul Taggert responded to Mr. Klaich by saying, "The return flow management agreement has been approved by both Reno Sparks and TMWA. We can provide you with a copy of that, but that was a very detailed agreement on how we'll manage the return flows to the river, to accommodate changes made by this treated effluent pipeline. So, we went through the effort of first getting the initial agreement approved by those entities, those two cities, and then also getting the

AMERICAN OVERSIGHT

subsequent agreement approved by them and the water manager in the Truckee Meadows."

Mr. Klaich asked if it was Mr. Taggert's representation that those agreements provide substantial economic benefits to the Cities of Reno and Sparks? Mr. Taggert responded, "Yes, that's—it's certainly true. And the main idea is that there is a voided cost in upgrading the TMWRF facility for treating effluent, because simply, capacity is being created in those facilities by taking this water out of the river. It changes the timeline for when they would otherwise need to do more improvements to their facilities."

Mr. Klaich asked, "Is it your belief that the easement can be acquired and the property or the project can be completed, this offsite project can be completed within the $35 million of the bond proceeds? Has that easement or right-of-way been acquired?" Mr. Sader confirmed the easement had not yet been acquired; they didn't want to go forward with the right-of-way until all the agreements were completed and approved. As to the $35 million figure, it is the best estimate at this point. It's an engineer's estimate. Costs will be refined as all of the engineering is completed. They believe it is in the $35 million range and if there is a surplus, the assessment payors are going to have to pay the surplus.

Governor Sandoval asked if there were other questions or comments, and there were none. The presentation continued.

Mr. Gordon gave an overview of the benefits related to the TRI Center:
The idea here is that there's 12,700 developable acres in the Center itself. This water would essentially free up future development activity, as well as the intensity of that development activity. We've talked about some of the companies,
Tesla, you're very familiar with. We have some representatives in the room here today, in the Gigafactory and all of the investment being made there. Switch, as it relates to their 1.5 million square feet that's in the ground today, in their Citadel Campus within the Center and potential plans for an excess of 7 million square feet of data center facilities up in the TRI Center. Google has acquired a significant amount of land, as you're aware, within the TRI Center. They are also evaluating their development plans for the future up in TRI Center. Then you have these other developers, unknown developers, Reno Land, as well as Emerald City, that intend to develop a Town Square, if you will, up in the TRI Center. So, a solid group in terms of the participants in this project.

Essentially, the water infrastructure at TRI will increase the intensity, as well as the timeline for future development activity. So, you're talking about data centers, advanced manufacturing and other future development activity there. These are the types of facilities that require more water than typical distribution or warehouse facilities, which is why there's a need for this particular type of water and this project overall.

AMERICAN OVERSIGHT

These types of developments generally lead to higher yields, higher levels of investment, these are capital intensive types of businesses. I think you've seen some of what's already taken place, in terms of the development activity by Tesla, as well as Switch and then you have other players looking to develop as well.

These projects also generate employment with higher wages than the average. That's also a benefit overall. Just greater overall economic activity is generated by these hi-tech advanced manufacturing types of companies, as opposed to more traditional real estate development.

In terms of the private investment. We talked about the $35 million of this particular project. The storage, transmission and treatment facilities could add another $65-$105 million. So, a total project cost of about $100-$150 million. The private sector is going to be funding the balance of that, in addition to the payments under the special assessment district that the private sector is committing to.

In terms of the financing, I think you may hear more about that as part of this presentation, but essentially, the underlying real estate value will be required to have a 3.5 times value, relative to the amount that's being considered for bonding. So, it would be 3.5 times $35 million we're talking about under the special assessment district.

At present, the current appraisal is suggesting a 7 times value, when this project is completed. So, nearly twice the requirement. That provides a lot of security as it relates to the financing side of the equation.

At the same time, the group is also requesting a tax increment area, through Storey County be developed. Essentially, the idea being that as future development is created and investments are made, there's incremental value that is created with these same property owners that we're talking about under the special assessment district.

So, as increment is generated, they make more investments. Those—a portion of those incremental tax dollars would inure back to those private sector developers, to reimburse them for up to the amount of the offsite improvements, or the $35 million that we're talking about. That would be the maximum amount that would ever be reimbursed under a potential tax increment area, would be the $35 million that's being financed under a special assessment district.

That aligns with State statutes, specifically, if helpful for the record, NRS 278C.150, Developer Reimbursements for Construction of Wastewater Infrastructure Projects. Storey County would create that. Again, these would be the same companies and portions of those incremental revenues, would inure back to the private sector developers.

AMERICAN OVERSIGHT

If there was no future development activity and no additional investments made, there would simply be no additional tax dollars going back to the private sector development. The more they invest, potentially the quicker they get reimbursed on that first $35 million. To the extent they don't, there is no reimbursement and they are fully committing to make the payments on that $35 million special assessment district, regardless if future tax revenues ultimately are generated.

The final leg in the stool, if you will, in terms of the benefits would be Storey County. We'll talk a little bit more here about what that means for the County itself. Obviously, the existence of the pipeline itself would add additional value in Storey County, open up properties for future development and higher intense uses that I've mentioned. All of that would provide increased economic opportunity within Storey County.

With respect to the tax increment area that I mentioned, that would be a reimbursement of a portion of the pipeline and overall infrastructure costs. It would exclude any taxes that are scheduled to go to special districts such as the school districts. Both their operations and capital portions of the property tax rate, those will continue to go there, as currently scheduled. Those are excluded from any increment or reimbursement back as part of this project.

Only 50% of the sales and use taxes are eligible for reimbursement back for this project. 50% would stay with the original taxing entities as they are currently scheduled and only half of the modified business tax or payroll tax would be eligible for reimbursement back towards these infrastructure costs.

Taxes, overall, over the next 20 years that are likely to be generated, assuming a relatively conservative schedule of development for the types of companies that we're talking about. It could be in excess of $1 billion. This $35 million would represent less than 5% of the total taxes being generated so that would mean more than 95% of the taxes being generated would still go back to all of the original taxing entities over the course of the next 20 years.

Once the $35 million reimbursement was made, as it relates to the offsite portion of the pipeline project, 100% of all incremental taxes would go back to the original taxing entities and no more would go to the private sector for reimbursement under the project.

The water will also provide a stable source of water and provide increased stability in terms of the overall economic activity for Storey County as a whole. Again, this infrastructure will be dedicated to the TRI/GID, once completed. So, pretty significant transfer to the GID or public entity.

AMERICAN OVERSIGHT

At the end of the day, overall, there are significant economic and fiscal benefits to the parties involved. We've talked through what it means within Storey County in the local jurisdictions there. Also, as well as what happens in TRI Center and the additional opportunities that are there; the fiscal and economic benefits to Storey County as a whole.

This aligns exactly with the legislation that was designed that Director Anderson mentioned at the outset, as it relates to economic development, bonding capacity and makes a lot of sense for the reasons I've outlined here.

Governor Sandoval asked if property owners, homeowners of Storey County have any risk at all associated with this project and this bonding, in a worse-case scenario?

Mr. Gordon gave this explanation: All property owners are going to continue to pay the normal taxes and operate as usual. The only sort of exposure relates to the special assessment district and that is 100% consent of all the property owners within that district. He went on with the overview.

Assessment Districts are allowed under NRS 271. An assessment is indeed a lien on the property. It is co-equal to property taxes. So, if you do not pay an assessment, we can foreclose on your property. Part of the whole deal with an assessment district and bonds is that, if they are delinquencies, there will be foreclosures. It's not a might be, it's a will be.

The assessments are billed and collected semi-annually. They are not done with the tax bill. So, there is a need to have someone, whether that's a company, the County, whoever it might be, actually manage the billing and collection of the assessments in this process. The assessments, under statute, can go for a term of up to 30 years

Under the current proposal, the County would issue assessment district bonds and those bonds would then be purchased by the State through the Bond Bank Program. That allows the interest rate on the state bonds to be passed through to the County bonds, which provides pretty much the lowest cost to capital we're able to get for a Nevada local government.

Here is the key to how this works. The bonds are paid first and foremost from the assessment payments. So, again, every six months there is a bill that needs to be paid for those assessments. Then typically, two months later and it can be a little bit longer than that depending on how things line up, the bond payments are made. So, the assessments' payments come in. We've got generally at least two months before we need to use those funds to make the bond payments.

To the extent the assessment payments are insufficient, we have other resources within the special assessment district. In addition to these other resources and cash

AMERICAN OVERSIGHT

available, we will have a reserve fund that is funded out of bond proceeds, the day of closing of the bond transaction, equal to one year's debt service. So, theoretically, if all of the property owners were delinquent, we have enough money in the bank to make the payment for at least a year

.

If those three resources are insufficient, then the County is on the hook to the amount of its uncommitted General Fund balance or the amount of the annual payment. So, there is risk, but what we have worked with, the project sponsors to develop, is a plan where that risk is mitigated.

If that uncommitted portion of the County's General Fund, which again our estimate for the end of this current fiscal year will be $2.8 million, if that money was gone, then the State's General Fund would be kicked in, in order to pay the state bonds.

The maximum term allowed for the bonds is 30 years, which is well within the terms of the lease that Ms. Mulroy was describing. The County's guidelines for these types of financing states 20 years but the developer has requested 25 and that is something that we are working with them on.

Foreclosures are an important component in the security for this transaction in trying to make sure that the county's and eventually the State's General Fund would never be hit. If there are delinquencies, we will foreclose.

Kendra Follett detailed foreclosure proceedings using a hypothetical example: Assume there is a June 1 payment date, just for discussion purposes. Sixty-days (60) days prior that June 1 date, a bill is sent to the property owner, notifying them that the payment is due on June 1st. If it continues on in delinquency, three consecutive notices are sent: one on the 5th day of the month, following the payment date and then the next 30 days later, the next 60 days later with the third delinquent bill being mailed. Thereafter, at the time the third delinquent bill is mailed, a lot book is prepared where all of the liens on the parcel are identified. By statute, assessment liens and property taxes have a co-equal lien in foreclosure. The Notice of Sale on the Foreclosure is sent the first of week of September and the foreclosure sale would occur sometime in September. So, all in, it's about a three-month process and this is particular to assessment districts under Chapter 271. The foreclosure procedure happens fairly quickly compared to regular property tax foreclosures.

Mr. Johnson added a few more points:
The foreclosure is initiated on the entire amount of the assessment. So, it's not just the amount that's delinquent. Once that property is sold and that money is received, a corresponding amount of bonds are paid off and so, that parcel is done. We don't care who owns it, if they're delinquent with their property taxes, at least as far as the assessment district is concerned because a portion of those bonds get paid off. But that is the mechanism under which that foreclosure happens.

AMERICAN OVERSIGHT

If you think about the timing between the assessment payment and then approximately two months later, the bond payment, having a one year reserve, having this foreclosure process take three to four months, we will be able to move very quickly to make sure that there are resources there to make payments before we would ever have to get to that uncommitted portion of the County's General Fund.

Governor Sandoval commented that the fact that the local government approved this is important to note. He asked Mr. Whitten how the residents from Storey County felt? Was there any opposition? Mr. Whitten responded that the vast majority were in favor of the pipeline, but some call it "corporate welfare."

Mr. Klaich had a question about the foreclosures. What are you foreclosing on? The property of the defaulting partner within the special assessment district? Kendra Follett explained that you're foreclosing on the property that has the assessment lien on it. When the assessment ordinance is adopted, it will levy assessments which are liens against each of the parcels in the amount of the assessment allocated to each parcel. If they're delinquent, then you process the foreclosure.

The County will hold the foreclosure sale. It will sell the parcel for at least the amount of the assessment and any unpaid property taxes. Then a certificate will be issued to the person who buys it at auction in the foreclosure sale.

Now, thereafter, the County is out of it because the County has been paid the full amount of the assessment and any unpaid property taxes. All the rest of the liens are wiped out, mortgages, second mortgages, you know, whatever other liens are on there that are below property taxes and assessments. And, then that certificate holder who buys it at auction has a certificate and the property owner has a statutory period of time to redeem that certificate from the certificate holder after paying them penalties and fees. But at that point, the County is out.

Mr. Klaich asked for more clarification. Mr. Johnson offered this explanation to help clear things up:
We talked about having a value to lien of at least 3.5:1. So, part of what we do is get an appraisal as to what these various parcels will be worth when the project is complete and compare that to what the amount that is going to be assessed is and we want that ratio to be at least 3.5:1.

With the idea being that in the event we hit an economic downturn and someone does not pay their assessments, that we're not trying to get the dollar that the property was worth when we did it, we're looking for some cents on the dollar, in order to make everything whole.

So, we're not doing this at a 1:1 ratio, we're looking at 3.5:1. So, the equivalent of a, you know, million dollar home would need to go for $350,000 in order to make

AMERICAN OVERSIGHT

this all work. So, that helps create some of the—the security that we'll be able to get the money out of it that we need.

Lieutenant Governor Hutchison wanted to make sure he understands the relationship between the special assessment district and the tax increment area. He asked if those are the same parcels or is the special assessment district larger and if so, what's the geographic area of the special assessment district?

Mr. Gordon responded: There are two parcels located within the TRIC that are within the special assessment district, but not within the tax increment area. They just happened to be two parcels that have improvements on them today. The idea being that, all of the properties in the tax increment area are sitting vacant today.

The participants in the special assessment district and the TIA, they're the same six companies. Two of the parcels, one happens to be owned by Switch, one happens to be owned by Tesla, are in the special assessment district, but not in the tax increment area. So it's the same companies within both.

Lieutenant Governor Hutchison had some questions about the tax increment area. "Within the tax increment area, really what's happening is the developers are fronting the money and then they're getting paid on the back-end, through various taxes that are going to be used to pay the $35 million, correct?" Mr. Gordon concurred.

The Lieutenant Governor then asked, "And then, once those taxes have satisfied that $35 million, it goes back to the government entities that would otherwise receive those taxes, right?" Again Mr. Gordon concurred.

The Lieutenant Governor went on, "And then, the only way that Storey County is on the hook is if the special assessment district does not provide sufficient funding for the repayment of the bonds. That's when Storey County's General Fund would kick in, right?" Mr. Gordon said his understanding was if the payment is under the special assessments district were not made for some reasons, then they would go through the procedures that he outlined.

Mr. Johnson said it's only if the assessments aren't sufficient. We can't foreclose on the property for whatever reason and sell it, the reserve fund is gone. Then the uncommitted portion of the County's General Fund and when that is no longer sufficient or at zero, then the State General Fund kicks in. our goal is to put as many layers in front of the County's General Fund, which by definition means, they're in front of the State's General Fund.

Lieutenant Governor Hutchison had one final question on the tax increment area. The taxes that are going to be coming into this tax increment area are based on future development. Currently, all the property is vacant, right? Mr. Johnson said

AMERICAN OVERSIGHT

the property taxes that are currently paid will continue to go to the local governments as they currently are. It is only the revenues generated by future increases in value for future business activities that are subject to being swept up in the tax increment area. The Lieutenant Governor surmised that if the vacant land is never developed, the developers assume all the risk. If they don't develop that land in the future, there's no tax revenue that could be generated to reimburse them the $35 million. Mr. Johnson said this was correct.
Mr. Klaich asked if this transaction was approved, is the State otherwise limited in its ability to fund other projects that it might wish to?

Lori Chatwood, Deputy Treasurer of Debt Management for the State Treasurer's Office stated that in the proposal that she saw, the maximum annual debt service was a little bit more than $2 million a year so this should not limit funding other projects.

Mr. Klaich asked if it was correct that they have to provide the Governor with estimates on a biennial basis of bonding capacity that he has available to recommend projects for funding to the legislature?

Ms. Chatwood said the affordability provided to the Governor's Office for the building of other bonding programs in the CIP is based upon the property tax, the $0.17 that we collect for those projects. To the extent that this would be General Fund dollars, prior to it being that $0.17 general obligation pledge, it wouldn't affect affordability. To the extent that the General Fund would not be able to make that $2 million payment, then it would share in that $0.17 and projects would be reduced because this debt service would have to go under the affordability.

Mr. Klaich asked Ms. Chatwood if she anticipated that anything would limit the bonding capacity reported to the Governor as being available for other CIP Projects? Ms. Chatwood answered that to the extent that all of the revenues are sufficient, there would be no impact. First of all, on capacity, being that this is a natural resource, it does not fall under the 2% constitutional debt limit. Therefore, the amount of capacity of bonding under the constitution is not affected.

The Governor asked Ms. Chatwood if she had reached any conclusions or opinions about this transaction. She said, "With the information before this Board now and in my position, I think this has belt and suspenders to date. I'm not saying we are through and wouldn't ask GOED for maybe some additional security, but at first blush, this looks very solid from my opinion."

Ms. Chatwood said that Counsel wanted her to state for the record that that they're issuing this bond if this were to be approved, through the authority of SB 1, which has a blanket limit of $200 million. So, this $35 million would go under that capacity, reducing that $200 million authority in the future.

AMERICAN OVERSIGHT

Mr. Specht had some other question about foreclosures: could they really be processed in a matter of weeks and is there ability to be able to assess the delinquent company fees? So, is the county or state made whole? Kendra Follett stated that Chapter 271 of NRS permits both daily penalty rates and daily interest rates during the delinquent process beginning on the day after the payment is due. There are those fees and they increase quite rapidly, the amount of daily interest and daily penalties that are due on delinquent payments.

There is a long history in the State of Nevada, of foreclosure under 271. Local governments in Nevada have pursued this. They typically hire a consultant to both bill and commence the foreclosure proceedings on their behalf and this is done quite expeditiously and has been for years. There are no bond defaults in the State of Nevada for assessment districts.

Mr. Barrett asked a question on the timing and the matching between the SAD and the tax increment fund. When does the TIF start and when do payments start coming in from the TIF that would go back to the property owners?

Mr. Johnson replied that the special assessment district will be created by the County Commission by the September 18th meeting. The assessment district will be in place shortly after that, the assessments can be levied and that would be effective and we'd be able to issue bonds once a bond ordinance is adopted. Now, that takes two readings from the Storey County Commission and then the State Board of Finance would have to approve the issuance of the State bonds, which would be somewhere in the November timeframe. So that's the assessment district part of this.

The tax increment area, the County cannot start forming that until after IFC approval. Assuming that were to happen in time for us to meet on September 18th as a County Commission and start that process, the tax increment area would be formed. At that point in time, it is effective. There will not be any money within that tax increment area until development is made. There are increases in property values that drive the revenues over what the baseline revenues are today.

So that will be up to the companies in when they start construction on those various parcels. It could be a year from now, it could be five years from now, it could be 25 years from now. But the tax increment area will start and the clock will start ticking. It's at least as long as the bond repayment term is. It would mirror the 25 years for the bond repayment. If there are no incremental revenues during that time, then the property owners would not be able to be reimbursed.

Dr. Havins asked what is the alternative to this project? What if this doesn't go forward? What is the effect on Storey County and what is the effect on this area where the businesses are located that are requiring additional water? Mr. Johnson answered that in terms of the impact on Storey County itself, its finances theoretically will go along the way they currently do because there won't be any

AMERICAN OVERSIGHT

additional revenue, because without the water, there really can't be a whole lot more development out at the Industrial Park.

Mr. Gordon said now there is about 6,000 acre-feet of water. The effluent water pipeline would supply another 4,000 acre-feet of water, bringing the total to 10,000 acre-feet. If the pipeline project does not move forward, then 4,000 acre-feet of water is not transferred and moved toward TRI Center. That would limit the amount of development activity that would be available or could potentially be done up in the center itself.

Governor Sandoval added that the avoided costs associated with Truckee Meadows and the added benefit of better water that goes into Pyramid Lake are priceless, and it's important to have that on the record.

Mr. Specht asked once the pipeline is built, what will be its capacity? Ms. Mulroy said it would be 4,000 acre-feet annually. Mr. Specht asked if that meant that the pipeline is 100% maximized at that point? Does that mean that there's future growth beyond what is planned today?

Ms. Mulroy stated she thought there was an oversizing component on this pipeline. If the Reno Sparks or Washoe County want to lease additional effluent TRIC in the future, the pipeline would afford that opportunity. As the water agreements currently stand, now the water will not come as a steady flow. Because of the variability of the river and the necessity to manage the overall water system, TMWA is making some pretty stiff requirements in terms of what the reservoir capacity, the carryover capacity needs to be on the TRIC site in order to give themselves maximum flexibility to meet all the demands on the river. So, it's going to be managed by TMWA. The objective is, it will be on a ramp up schedule, as the companies build up, there will be an up to 4,000 acre-feet a year of water available to TRIC.

Mr. Specht queried if the infrastructure was going to be at full capacity once completed under the current plan, or would there be an opportunity for additional growth down the road? Ms. Mulroy said it was her understanding that there is a slide oversizing component, so the pipeline will have additional capacity, beyond the 4,000 acre-feet.

Mr. Bob Sader, representing TRI General Improvement District, said that Ms. Mulroy was correct and went on to add these specifics: initially they estimated there pipe needs were going to be 18-inches. This is a force main, water will be under substantial pressure. They then went up to 24 when they found out that flows from TMWRF, the Reno Sparks Sewer Plant would be variable during the year. Now, they have recently made a decision to go up to 30-inches in diameter, in order to be able to accommodate additional flows in the future. They're hoping that that occurs. It is not part of the agreement now with the cities, but it seems a fair possibility that there will be additional flows that we can agree on to accept the TRI Center.

AMERICAN OVERSIGHT

An unidentified speaker asked how they arrived at a $35 million construction budget? Mr. Sader stated that the District Engineers are Farr West Engineering. They have substantial experience building infrastructure and providing similar services to water and sewer systems all over Northern Nevada. They made the engineering estimates that currently come to $35 million, and that's the level projected at this point.

The same unidentified speaker asked if the project costs more than $35 million where does that money come from? If the bonds are going to be sold for $35 million, that's all there is, so where's the rest of the money? Mr. Sader said if there is an overrun in costs that the private parties are going to have to pick that up. It's not borne by the County or by the State, that will be part of the financing agreement, or other agreements that will eventually be negotiated and signed before these bonds are used. The speaker asked who is going to be the owner of the pipeline? Mr. Sader said ownership of the pipeline would transfer to TRIGID upon completion.

Governor Sandoval asked if they were going to hear from some of the private entities that are going to be participating in the project?

Two representatives from Tesla, Chris Riley and Brian Scelfo, stated they were in attendance in full support of the project. They see this project as very exciting for long-term growth at Gigafactory, and Mr. Riley shared a quick snapshot of Gigafactory:

We're currently at 5.4 million square feet of operational space at Gigafactory. The current footprint today is about 1.9 million. That's 30%, approximately, of the full buildout that we're seeing.

In addition to cell production, we're up to 20 gigawatt hours of annual production which is an incredible feat for us and a big milestone. We're also producing all Model 3 Electric Motors, as well as our energy products there. And, continuing to build on that. We're seeing our capital spend and our employee head counts are continuing to grow. We have thousands of team members onsite across Tesla, Panasonic and our other partners there.

On the transportation side, we've also been seeing options for our employees continue to grow and we now have a dedicated shuttle network for around 1,600 plus employees who are utilizing daily shuttles to Gigafactory. We're continuing to work on that transportation infrastructure because we see the growth out here at this park. We see the growth in partnership with our other companies and being able to build this infrastructure is really key for that long-term growth to continue and those jobs and this partnership.

AMERICAN OVERSIGHT

Lieutenant Governor Hutchison asked what were the future plans for those parcels that are part of the TIA? Mr. Scelfo said the Gigafactory is separated into different parcels. Right now, they are only built on the largest parcel, but will be expanding into the other parcels ASAP. The Lieutenant Governor asked if the largest parcel upon which the Gigafactory is currently located, that's not subject to the TIA, it's future development on other parcels. And what is the plan for future development on the other parcels? Mr. Scelfo said they would be expanding into parcels as fast as possible. Legally, the Gigafactory is separated into about 15 legal parcels.

Lieutenant Governor Hutchison asked if they had enough water that they've subscribed to, to build out the Gigafactory or did they need this project in order to build it up fully? Mr. Scelfo said they definitely needed the project to go forward or the full Tesla Gigafactory could not be built.

Mr. Gordon asked if anyone needed to hear from Switch, and no one came forth. The other participant, Google, was unable to attend the meeting, but relayed they are in full support of this project and have indicated they are considering their development plans for the future. Without this water, their development plans would be significantly reduced or may not happen at all.

Mr. Gordon went on to say that Blockchains, Reno Land, and Emerald City Empire have also indicated that the water would be a necessary component of their ultimate development plans.

When Governor Sandoval asked if there were any comments, Mr. Klaich gave this address:
"I think anyone who lives in northern Nevada understands that the TRI Center has fundamentally changed the economy in northern Nevada and there may be those who don't think that change is for the better. I am not one of those.

I think that the development of the Center and the corporate citizens that have come to Nevada have benefited the region enormously and benefited the entire State. The Storey County Manager indicated some of the folks that had come before the County Commission meeting last week and used a phrase of 'corporate welfare'. I think if you try to oversimplify this project and look merely at the aspect of it, of the issuance of these bonds, it's possible that a person could come to that conclusion. Again, I'm not a person who would come to that conclusion. I think that Ms. Mulroy described early on in her testimony a very complicated jigsaw puzzle, which this certainly is. But ultimately, it seems to me that what we're asking, what we're being asked to do today is to facilitate the development of a very complex project that has very tangible benefits for the governmental entities involved and the economy of the region as a whole. I haven't heard anything in the presentation or the responses to the questions at this point that would lead me to believe that we should do anything other than support it."

AMERICAN OVERSIGHT

Director Anderson had nothing but praise for the hard work and effort by Mr. Gordon and Ms. Mulroy. He stated this project is important both from the environmental piece, as well as keeping Nevada on the forefront of really innovative ways to get things done.

Dr. Bennett asked when will water start flowing through that pipeline? Mr. Sader said the current schedule is to commence construction of the pipeline and other facilities necessary in the first quarter of 2019 and to be completed by the end of 2020.

Governor Sandoval closed out the discussion giving this speech:
With regard to the financing, I'm comfortable. I think there's been a significant record that has been made that provides comfort to me, that there is not just sufficient, but extraordinary protection for the people of Storey County, for the people of the State of Nevada associated with the General Fund. Given the layers of protection that are part of this record, again, I think that from every direction, that we have the protections that we need.

I think the record has been made to show that the tough questions have been asked. In terms of providing that record, that there is sufficient financial protection for everybody involved and that ultimately the responsibility is going to fall upon the entities that are within that special improvement district.

With regard to environmental issues. I also believe that there's been a substantial record that has been made that with regard to the avoided costs of the people of Washoe County. That they can avoid the construction of tens of millions of dollars for facilities that will be necessary to clean this water that would otherwise be redirected to the Tahoe Regional Industrial Center.

The water that actually is going to come into the river is going to be better for the benefit of the Tribe. The Tribe was something that was an important issue to me, to provide that record that the Tribe will be protected and the quality of water that ultimately makes its way to Pyramid Lake will be high-quality water.

The other component that was mentioned but I think needs to be repeated is the fact that the facilities will recycle water, there at the Tahoe Reno Industrial Center which will actually save water. Which will be another ultimate benefit to the people of Washoe County, of Storey County and that region.

I'm glad that Mr. Whitten was there with regard to Storey County. As I said, the best evidence is those that are going to be affected directly and this matter was presented to the Storey County Commission and was considered and allowed for public input and public comment. I appreciate Mr. Whitten being candid that yes, there were a few negative voices to that, but overall there was great support for that.

AMERICAN OVERSIGHT

Those Commissioners are elected for a reason, to represent their constituencies and they voted in support of this project.

With regard to economic development, this is the difference between a lot of quality jobs in the region and to continue this New Nevada story of bringing literally some of the best, if not the best jobs in the country to Nevada, to allow for the completion of the Gigafactory. Tesla has exceeded everything that it has promised. I'm someone who was here and listened to that testimony and representation. They're far ahead of where they said they were going to be.

I was just at a press conference yesterday at Cimarron Memorial High School where they—initially they said they were going to donate $37.5 million to education in Nevada. The first tranche of that contribution, $1.5 million came yesterday at this announcement at Cimarron Memorial, which is going to be the first of hopefully the development of robotics teams in every high school or every school in the State and the investment into STEM education throughout Nevada.

I know it was a sensitive situation given that Mr. Kramer is a member of this Board and he's an employee of Switch, but Switch is another significant company in this State that has built the world's largest data center here and will build—here in Las Vegas, but will build another one, and is building another one in northern Nevada. They're a significant and generous corporate citizen. They stand or it stands behind this. Google has already been providing training, free of cost, to the citizens of Washoe County. I'm not sure if they've done it in Clark County as well, but they're not even here and they're doing philanthropic things, with regards to certification and training of people who need it.

Finally, I'll close with this, that we have some of the most trusted and experienced individuals who testified on behalf of this project.

Ms. Mulroy, I believe your knowledge and experience is unimpeachable when it comes to your testimony with regard to the water situation there and the water quality which is very important to me.

Mr. Taggert is one of the most preeminent water lawyers in the State and he's involved in this and has worked with Washoe County and Storey County, City of Sparks, City of Reno.

Mr. Sader, who is a very well respected member of our Legislature and a former Chairman of the Judiciary Committee, and somebody who's had a long public service career, is involved with this project.

Applied Analysis is an entity that I personally know and trust and have taken advantage of associated with some of the most complex tax issues and other issues associated with economic development in this State and without exception, all of the

AMERICAN OVERSIGHT

testimony and the projections that they've provided have always been right on the money and honest and to the point.

So, as I look at this global presentation and yes, this has been a long meeting, but this is a transformational project. It is going to allow for the State of Nevada to lead. We've had nothing but good economic news. We're the most improved state in the country when it comes to employment. We're adding 3,000 jobs a month in this state. Clark County is the fastest growing metropolitan area in the United States of America. Our average wage and Mr. Potts, maybe he's there, correct me if I'm wrong, but our average wage is the highest that it has ever been. We've increased the number—we're at a record level with regard to the number of employers in this State. We've replaced 175,000 lost jobs with 260,000 jobs. I believe that we're at a place where we're resilient, with regard to another recession because we have diversified in the economy in a way that is unlike any other state in the country.

I will tell you, you know, this is just me talking, but the other states would be begging to be in the position that we are in now, to be able to build a $35 million project that will help enhance companies like Tesla, and Google, and Switch and Blockchains. They would trade places with us in a heartbeat.

This is incredibly important to the future of this State. Everyone on this Board has, you know, the right to vote any way that you like. I've put a lot of thought into this and I've lived this from 2011 until now and we never conceived that we would be in the position that we are in now, to be able to make a decision to continue unprecedented growth, so that the State of Nevada is at the foundation of the Fourth Industrial Revolution, when it comes to the type of companies that are coming here, that have come here and will come here and will expand here.

So, I've really appreciated the questions that have been asked during the course of this meeting because it is important that we provide a record as to what's happened. I have full faith and the companies that are going to be participating in this, that they're going to do what they say they're going to do and make those payments, so that we never even have to have the conversation that we've had, with regard to foreclosures and—and those types of things. I'm absolutely confident that we'll never have to go there, but again, the record needed to be made.

Lieutenant Governor Hutchison said "Heaven help the next Governor" having to follow in Governor Sandoval's leadership shadow. He thanked the Governor for his direction and dedication to the New Nevada and closed by saying this was a proud moment for the state and its citizens.

Governor Sandoval said the form of the motion for Agenda Item 4 would be:
The form of the motion would be first to approve the Tahoe Reno Industrial Effluent Water Pipeline Economic Development Financing Proposal, submitted by Storey County, Nevada. That we approve the submission of the proposal to the Interim

AMERICAN OVERSIGHT

Finance Committee of the Nevada Legislature. That we approve to enter into one or more agreements with Storey County or another local government to administer any districts and carry out the projects identified in the proposal as deemed necessary by the Executive Director. That we approve the provision of notice of the approval of the proposal to the Board of County Commissioners of Storey County and the State Board of Finance and that we—the motion include to take all action necessary or appropriate to effectuate the approval of the proposal and provisions of NRS 360.981 to 360.992.

A MOTION WAS MADE BY MR. KLAICH TO APPROVE THE FIVE-PART MOTION FORMULATED BY GOVERNOR SANDOVAL. THIS MOTION WAS SECONDED BY LIEUTENANT GOVERNOR HUTCHISON. THE MOTION PASSED UNANIMOUSLY.

5. REVIEW AND APPROVAL OF STOREY COUNTY RESOLUTIONS 501 & 502

Kendra Follett, Bond Counsel to Storey County, provided the following information: Resolution 501 is a resolution approving the financing proposal. This is adopted by the Board of County Commissioners of Storey County and it directed notification to the Governor's Office of Economic Development and the IFC pursuant to the provisions of NRS 278C and NRS 360. Resolution #502, also concerns the same project and it directs notice to the IFC under a different provision of 278C which specifically relates to the tax increment area.

Mr. Whitten informed everyone that the Storey County Board of Commissioners unanimously approved both Resolutions 501 and 502 a week ago.

Governor Sandoval said he thought all the necessary discussion on 501 and 502 had already taken place during the discussion for Agenda Item Number 4, and asked if anyone had any questions or comments. There were none. The Governor said he would accept a motion to approve Storey County Resolutions 501 and 502, as presented in Agenda Item Number 5.

A MOTION WAS MADE BY MR. SPECHT TO APPROVE STOREY COUNTY RESOLUTIONS 501 & 502 AS PRESENTED IN AGENDA ITEM NUMBER 5. THIS MOTION WAS SECONDED BY MR. KLAICH. THE MOTION PASSED UNANIMOUSLY.

6. PUBLIC COMMENT

There was no public comment.

AMERICAN OVERSIGHT

7. ADJOURNMENT

A MOTION WAS MADE BY DR. HAVINS TO ADJOURN THE MEETING. THIS MOTION WAS SECONDED BY MR. BARRETT. THE MOTION PASSED UNANIMOUSLY.

AMERICAN OVERSIGHT

STATE OF NEVADA

GOVERNOR'S OFFICE OF ECONOMIC DEVELOPMENT

BOARD MEETING

Tuesday, August 14, 2018

SANDOVAL: All right, good afternoon, ladies and gentlemen. I will call the Nevada Governor's Office of Economic Development Board Meeting to order. Will Mariah please call the roll?

HERIMAN: Governor Brian Sandoval?

SANDOVAL: Here.

HERIMAN: Lieutenant Governor Hutchison?

HUTCHISON: I'm here.

HERIMAN: Secretary of State Cegavske? Dr. Havins?

HAVINS: Here.

HERIMAN: Mr. Adam Kramer? Mr. Barrett?

BARRETT: Here.

HERIMAN: Dr. Bennett?

BENNETT: Present.

HERIMAN: Thank you. Mr. Klaich?

KLAICH: Here.

HERIMAN: Mr. Specht?

SPECHT: Here.

HERIMAN: Dr. Thom Reilly? And, Mr. Soderberg?

SODERBERG: Here.

AMERICAN OVERSIGHT

HERIMAN: We do have a quorum.

SANDOVAL: All right, thank you very much. We'll proceed with Agenda Item Number 2, Public Comment. Is there any member of the public present in Las Vegas that would like to provide public comment to the Board? I hear and see no one. Is there anyone present in Carson City that would like to provide public comment to the Board? Dr. Bennett, anyone coming forward?

BENNETT: Governor, no one has come forward, thank you.

SANDOVAL: All right, thank you. Agenda Item Number 3, the Governor's Comments. I'm sure—we'll leave it for another day but we had a very successful trade mission to Africa, to Ghana and South Africa and I want to thank all the individuals that participated in the trip.

As I said, on the water front, education front, business front, it really was a successful mission. It was an honor and privilege to represent the State. I wanted to compliment Director Anderson and his staff for the hard work that they put in, in terms of making it such a successful trip. Thank you for that. I'm sure in a full meeting we'll talk about that in more detail.

We'll move to the Main Event which is Agenda Item Number 4 which is Review and Approval of Economic Development Financing Proposal for the Tahoe Reno Industrial Center Effluent Water Pipeline. Director Anderson, I turn it over to you.

AMERICAN OVERSIGHT

ANDERSON: Thank you Governor and Board Members, thank you for coming on a good important meeting, but also not our normal schedule. So, I appreciate you making yourselves available and Governor, and thank you for having this—or, making this available to us.

Today, we're here to talk about the Effluent Pipeline. That is a development that we're looking to—we're seeking bonding authority of $35 million in order to facilitate the construction of this pipeline. I'll just give you some brief background and introductory remarks and then we'll turn it over to some folks that can get as deep in the weeds as you'd like to get into.

The authority from the Governor's Office of Economic Development came out of SB 1 in the, what is often referred to as the Faraday Special Session that referenced a development out at Apex Industrial Park. At the time, there was not the infrastructure to support such a project of the magnitude that we were discussing. And so, bonding authority in order to facilitate the construction of that infrastructure was—was afforded to this office.

One of the qualifiers is having a qualified project; which means an entity that is willing to do a capital investment of over $1 billion. Currently, the area that we're talking about, the Tahoe Regional Industrial Complex, or TRIC, has a single qualifying entity as we speak, which is the Tesla Gigafactory. They qualify under those rules to be able to access the, or in

AMERICAN OVERSIGHT

conjunction with other partners, to access the bonding authority in this office. And, there's some qualifiers of course, and we'll go through those qualifiers as they're presented to you.

Most of them though are, what is the public good that we need to discuss, the environmental impacts, as well as, the economic development benefits. As we look at TRIC and the economic catalyst it's been, not just for Northern Nevada, but for the entire State of Nevada. We see its continued development is important to our State and we recognize the benefits and we'll talk more about those benefits as we move forward in today's meeting.

The benefits are such that we felt so inclined to utilize some of the bonding authority that this office has with the Governor's Counsel and discussion, in order to help facilitate the building of an effluent pipeline that will utilize water that's non-potable, that's been treated and sent via this 13-mile pipeline up to TRIC, to be used according to the needs of the development there.

I think as we go through this and it's been through a lot of hurdles already and we still have a few more to go. I think as—if I could add some advice is to, let's vet this project as appropriately as needed. It's important that we understand the benefits both to the public and to the residents of northern Nevada, as well as, Nevada as a whole, to keep that project running smoothly.

AMERICAN OVERSIGHT

But I think also, keep in mind the future of that project. There is opportunities that, pending approval and development that can't take place without water. We know that's important for advanced manufacturing, for data centers. Not just for logistics and everything else that may take place up there.

So, we need to keep in mind both the short-term and long-term impact that this pipeline will have for the development— future development up there. With that, Governor, if it's okay, I'll turn it over to Pat Whitten, who I'm not sure if he's up North, is he up North? Pat will do an introductory statement about Storey County's submittal, which was an important piece of the process. They applied to us for this bonding authority and then, from there, we'll turn it over to Marty Johnson from there.

WHITTEN: Good afternoon, Governor Sandoval, distinguished GOED Board Members, Mr. Anderson. For the record, Pat Whitten, Storey County Manager. A little over a year ago, Storey County appeared before this esteemed Board and asked you to consider our Economic Development Financing Proposal, structured to bring 4,000 acre-feet of partially treated effluent water from the Truckee Meadows Water Reclamation Facility to the Tahoe Reno Industrial Center, as a means to further stimulate economic growth and build out.

Both then and now, we saw this as a win-win-win situation for the cities of Sparks and Reno, Storey County and the corporate citizens now owning land in TRIC.

AMERICAN OVERSIGHT

Subsequent to our submittal, we found it necessary to withdraw and regroup in order to find the best way to structure financing in accordance with provisions of SB 1 of the 2015 Special Session.

I'm pleased to say we're back and back with what we think is an even better approach to finance the offsite portion of the project, which entails building approximately 13-miles of pipeline from Sparks to the Industrial Park.

The structure has changed somewhat and the parties, excepting the State and Storey County, have changed substantially, instead of one developer involved, we now have six. Including corporate giants such as Google, Tesla and Switch. The new developers bring a desire and a willingness to pay upfront through the special assessment district process. Having low cost water available to these companies, coupled with the Governor's recent actions to include all of TRIC as eligible for the Federal Government Opportunity Zone Program should provide the catalyst these companies need to fully develop the properties they own in Nevada.

In summary, the Storey County Board of Commissioners voted unanimously last Tuesday to forward this proposal to you for your consideration. We appreciate your time and ideally your support. I'd like to now pass this over to our financial advisor, Marty Johnson, who along with I believe, Brian Gordon and Kendra

AMERICAN OVERSIGHT

Follett here with me, we'll brief you on the details of our proposal. And again, I think you all very much.

JOHNSON: Good afternoon. For the record, Marty Johnson with J&A Consulting Group. We're the financial advisors to Storey County and have been asked to assist them with this project. If it is okay with you, what we would like to do is run through a presentation that was given to the Storey County Commission last week that lays out the specific details of this proposal and the project. As part of that, Brian Gordon, who I'm hoping is there in Las Vegas, will run through some of the project details that Mr. Anderson referred to in the environmental/economic aspects of it. Then, Kendra Follett will discuss some of the legal aspects. So, if that is okay with you folks, I would like to start going through that presentation.

So, hopefully all of you have a copy of it. The first page has got the Storey County seal on it. Going to the first slide, is the proposed project. In this presentation, we will use the term "developer", and that term is generically meant to apply to the companies that Pat identified: Google, Tesla, Switch, Block Chains, Empire and Reno Land.

They have proposed to fund offsite improvements through an effluent pipeline with bonds issued by Storey County that are paid from a special assessment district on the property that these companies own. The onsite distribution and treatment of those additional facilities, treatment facilities, the

AMERICAN OVERSIGHT

distribution lines that will take it from the pipeline to the various parcels where the water is used, all of those would be financed and paid for by the private companies. They are not asking for the State or the County to help participate in those.

In conjunction with this process but outside of what is used to repay the bonds, they are asking the County to form a tax increment area. Those revenues would be used solely to reimburse the parcel owners, the property owners, for the assessments that they pay. Again, unlike the proposal that happened a year ago where those were the revenues that secured the bonds, here it is solely a reimbursement mechanism that would be used.

At this point, I'd like to have Brian talk a little bit more in detail about what the project entails and what some of the benefits are to it. Both to Reno, Sparks, Storey County, as well as some of the environmental aspects.

GORDON: Thank you, Mr. Johnson. For the record, Brian Gordon with Applied Analysis. We've been working with the private sector development team, as well as all of the folks up North in Storey County and the consultants for Storey County as part of this process. You've been provided a general overview of how this project is intended to work.

The idea being, this offsite pipeline carries a development cost of about $35 million. That's what is being contemplated as part of a special assessment district. A fully 100% consent of

AMERICAN OVERSIGHT

those property owners that are committing to make those payments under that special assessment district.

In addition to that, there's a portion of the project which we have been calling the onsite portion of the project which, the first phase of that would be another $30 million, which would bring that effluent water into—that would include storage as well as, transmission for that water.

Then there's a second phase of that onsite portion of the project, which would be the advanced treatment facilities, to bring that water up to a standard that would be suitable for the users within the TRI Center itself, companies like, Tesla, Google, Switch.

What we're talking about is the financing of the $35 million through a special assessment district. The balance of the project, fairly significant, would be fully financed by private development, private financing through the developers and property owners within that district.

Some of the benefits, really, we looked at three different areas as part of the benefits. The benefits, both to Washoe County as well as Storey County, as well as TRI Center itself. I'll just hit some of the highlights with respect to some of those benefits overall.

I'll talk a minute about environmental benefits. I feel a little silly doing that when I have somebody sitting here to my left that knows more about this topic than I could ever learn,

AMERICAN OVERSIGHT

but I'll hit the high points and then Ms. Mulroy will fill in the holes if we need to or provide additional clarity if there are questions.

Generally speaking, the Truckee Meadows water shed has been somewhat of a fragile and one of the most litigated water sources in the Western United States. That includes the Truckee River. This project would divert 4,000 acre-feet of water that would typically go into the Truckee River. That would tend to be high nitrate type of water. That requires additional environmental fixes, if you will, as it relates to the quality of that water.

So, what this project would do is divert that water through this pipeline, up to Storey County, in the Tahoe Reno Industrial Center which would then be used for some of these other uses by some of those major companies that we've been talking about.

This would be—resolve one of those environmental issues, certainly, TMWRF, the Truckee Meadows Water Reclamation Facility would not be giving up this 4,000 acre-feet necessary. There would be reimbursements for the same amount of water. So, on a net/net basis, it would be a wash, if you will, for them.

In addition, I talked through the cost of the project, if the project didn't move forward, TMWRF at some point, would be required to invest in its infrastructure to treat the water there, that would entail an estimated capital cost of about $30-40 million down at TMWRF, as well as annual recurring maintenance costs of about $1.5 million.

AMERICAN OVERSIGHT

Certainly, if there are questions for Ms. Mulroy, we can talk about those now. Otherwise, I'll move forward and talk about some of the other benefits of the project, at this time.

SANDOVAL: Thank you. Why don't we break it up, so that if you're going to move on to a different issue, then perhaps, Pat, if you could answer, you've spoken with TMWRF, you've spoken with Washoe County, Sparks and I would assume the Tribe as well.

MULROY: Yes.

SANDOVAL: So, could you provide some detail in that regard?

MULROY: Thank you, Governor. And, Paul Taggert is up in the audience, up in Carson City. He and I have been working on this project together.

Obviously, since this is one of the most litigated rivers in the west, this was not an easy jigsaw puzzle to put together from a water resource standpoint. Even though there are significant water quality improvements to the end of the system, if you will, for the Cui-Ui fish and for the Tribe. We sit at the end of this system because you are removing these nitrates that are on any number of occasions during the course of the year, causing the Reno Sparks—or, the Truckee Meadows Water Reclamation Facility to be out of compliance with EPA Clean Water Standards. They knew they had to invest a significant amount in order to get up there. It removes those and allows this facility

AMERICAN OVERSIGHT

to discharge without causing those nitrate issues that are problematic for the fish at the other end.

There was a need to replace that source of water because the Truckee is completely subscribed for. What leaves the Reno area, goes down to the Fallon area where the Fallon farmers are reliant on this water source. Then at the end of the system, you have the Indian Tribe and you have an endangered fish, also dependent on this water source.

So what Paul and I have negotiated were two agreements. One was the actual effluent agreement with the Cities of Sparks and Reno who control the TMWRF facility. And in it, their reimbursements are identified. It's a 50-year lease, a lease that can go up to 50-60 years.

We do not own the water. We never own the water. No one—neither TRIC nor any of the companies will hold title to the water. The water stays, in terms of ownership, with the Reno Sparks area. The TRIC is simply leasing that water supply for the term of 50-60 years.

Then, they will reimburse the City of Sparks and the TMWRF facilities for all extraneous expenses, any capital improvements that need to be made to that facility, in order to facilitate this endeavor and make essentially, the Reno Sparks area whole.

The trickier agreement was the one that was just recently approved by TMWA, which is the return flow management agreement. In it, the companies, TRIC has committed that they will turn over

AMERICAN OVERSIGHT

for use by TMWA during the course of this agreement their Truckee River Rights of 1,500 acre-feet, to manage the river for instream flows. The companies will also pay for an adjudication process on ground water rights that are available through State right-of-ways with the Department of Transportation. Those will be adjudicated. The cost of that adjudication will be borne by the companies. And that water as well will be turned over to TMWA for management purposes to make the river whole.

The objective was that no one loses in this proposition. During the course of this, I know that I've participated in one meeting with the Tribe, but I know that Mr. Taggert has participated in a number of meetings with the Tribe. We stay committed to continue our conversation with the Tribe, as we go through the water rights process on the ground water portion of this.

So, from a water resource perspective in the west, this is one of the most creative and forward thinking projects anywhere in the Western United States today. For an industrial complex to take effluent water, be willing to pay for the infrastructure, $35 million offsite, $30 million plus, it could go quite high in terms of treatment costs for the onsite, so you could easily break the $100 million mark on the cost of this and be willing to make that kind of an investment in order to be environmentally sustainable and to be responsible in terms of their water use really has no equals in the west today.

AMERICAN OVERSIGHT

So, Nevada is standing proud in being able to deliver this kind of a project to the western water resource dialogue and development.

SANDOVAL: Ms. Mulroy, thank you and congratulations because that is quite the knot and tie in terms of balancing all those interests. Could it be said that the TMWA, rate payers, likely will save money because they won't have to pay for the treatment of all that water in the years to come?

MULROY: The TMWA rate payers, they benefit in two ways. TMWA rate payers, also TMWRF rate payers in many ways. That avoided cost of $40 million is going to prevent the wastewater rates from having to go up. And, to the extent that the companies will be reimbursing TMWA for their management, water management, of the River, there will be a benefit to the TMWA rate payers as well.

The bigger benefit for TMWA and for the larger Reno Sparks area is that it provides maximum flexibility to TMWA, to be able to manage the flows in that river, no matter what the hydrology looks like in the system. The companies have stepped forward as full and equal partners in that endeavor and are going to take their seat at the table.

SANDOVAL: And, for the Tribe, it will receive, and Pyramid Lake will receive, the same amount of water, but higher quality of water.

AMERICAN OVERSIGHT

MULROY: Much improved quality of water, which will significantly help the fish, help the Cui-Ui fish, up there. And, we are committed to making sure that the Tribe is not negatively affected by this agreement.

SANDOVAL: And, is there any discharge—so, that water goes to TRIC. TRIC, the companies there use it. Is there any type of discharge that comes from that back to the river?

MULROY: NDEP has been quite clear, there can be no discharge from TRIC, back into the river. What the intent is, is to have a second pass-thru for reuse. So, water that is not put to full consumptive use will once again enter the recycle process and be used once again. So, it will all stay contained in the TRIC area.

SANDOVAL: Which saves that much more water.

MULROY: Yes, it does.

SANDOVAL: So, that's all I have, questions I have on the environmental side. Board Members, any other questions on the environmental issues?

HUTCHISON: Governor.

SANDOVAL: Mr. Lieutenant Governor.

HUTCHISON: Thank you. Ms. Mulroy, thank you very much for your presentation. All of us have great respect for you and appreciate what you've done for so many years in Southern Nevada and throughout the State. Thank you.

MULROY: Thank you.

AMERICAN OVERSIGHT

HUTCHISON: Just a question on the lease. You said we've got a lease now for, what did you say, 50 or 60 years, can you explain that a little bit?

MULROY: Yeah, it has—I think an original term of 40 years and then it can be extended.

HUTCHISON: Gotcha.

MULROY: Yes, there are extension options to it.

HUTCHISON: Okay. And, how does the—are you—50 or 60 years is a long time, but you're also making a major investment. How does that—how does the lease term coincide with the infrastructure life expectation and are you satisfied that those match up?

MULROY: Actually, the bonds should be paid off before the lease expires. We've got what, a 20 to 25 year—

GORDON: Twenty to 25 year window, we're looking at for the bonding.

MULROY: Yes, for the repayment of the bonds.

HUTCHISON: And then as far as the life of the infrastructure, so it's even after the bonds are paid off. It's—

MULROY: It's 80-90 years.

HUTCHISON: Okay. Okay.

MULROY: With proper maintenance and to the extent that TMWA is a full partner and the companies are committed to bringing in professional management for the system. I don't have

AMERICAN OVERSIGHT

a concern in the world that that system won't be managed appropriately.

HUTCHISON: Just based on your experience and having acknowledged that this is a highly litigious area and a place that is often challenged. You've met with lots of different interest groups. Do you foresee any challenge to this project, beyond the parties that you've spoken to, other interested parties that you anticipate? Any environmental groups, that sort of thing that could come in and try to challenge this?

MULROY: There have been several public forums in which those would've emerged and to date, no one has raised their head and said anything. I think the proof is going to be in moving through the groundwater adjudication process and through the TMWA water resource management process, in managing the river. It will be iterative, it will be year to year. I think the big partner that has—whose needs have to be addressed is the Tribe.

HUTCHISON: And, to the extent that you've worked with the Tribe, do you expect any further issues or challenges from the Tribe?

MULROY: Well, I'm never going to say never. [laughter] I think they are—I think they appreciate that we're being sincere. That they're not going to get rolled in this process. That we know what our obligations are to the river and

AMERICAN OVERSIGHT

that we have to keep them whole. So, they really stand to benefit.

HUTCHISON: Well, again, thank you for all your hard work. [inaudible] comments in the governance of major accomplishments, so thank you for your work, for all your work.

MULROY: Thank you.

HUTCHISON: Thank you. Mr. Barrett, please.

BARRETT: Thank you very much, both of you. I don't know if this is at your desk in this regard, but environmentally building the project, 13-miles is quite a way and there's terrain. Are you aware, is the permitting process yet to be obtained and what—did you have a view on that?

MULROY: There is a permitting process that is still ahead of us. Brent Farr from Farr Engineering, who is overseeing the construction of this project is up north and can answer those questions in greater detail. Some of the land is owned by the City of Sparks, so obviously that permitting has to happen. Some of it's owned by the State of Nevada, so that permitting, it has to happen. There is a small section where we have to cross Core of Engineer Land, so you're going to have to get a 404 Permit.

So, those pieces—but that is standard. You can't do anything in the State of Nevada without getting those permits. And obviously, we're fully committed to being compliant with all the conditions around those permits.

AMERICAN OVERSIGHT

BARRETT: And I appreciate, we can't say "never", but you've seen a lot of large scale projects.

MULROY: Yes.

BARRETT: Do you view this as being doable?

MULROY: Oh, absolutely. I view this as being doable.

BARRETT: Okay, thank you.

MULROY: Yes.

BARRETT: Thank you.

SANDOVAL: If I may follow-up on Mr. Barrett's question that 13 miles is going to be crisscrossing some of the most sensitive land in Northern Nevada, given it's—being adjacent to the Truckee River. Are there any environmental concerns associated with the construction portion of the project?

MULROY: I'm going to—I think Mr. Farr is up in Carson City, is he not? Is he up there?

SPEAKER: Brent is not here today.

MULROY: Okay.

SPEAKER: Bob Sader is here and can address those.

MULROY: Great. Is Mr. Sader up there?

SADER: For the record, Bob Sader. I'm an Officer in TRI general improvement district, which will be the entity that builds and operates this pipeline. In that capacity, to address the question, I've been very involved in the right-of-way process for the path of the pipeline which generally speaking,

AMERICAN OVERSIGHT

goes down the east Truckee Canyon, until it goes over a mountain and into TRI Center.

We've been working on the right-of-way for a couple of years. We have gone through three or four different alignments and we have consciously chosen the alignment that has the least environmental impacts. We, so far, in the process of actually physically inspecting each of these parcels, each—all of the alignment, we do not believe that we have any significant environmental issues.

We have no wetlands. We do not cross the Truckee River. We do not enter into Federal Lands. There are two state parcels, owned by the State of Nevada. We've had discussions with the Public Lands about the application for that. We've had a lot of engineering, a high-degree of engineering on this right-of-way. We do not believe we have any significant environmental problems.

SANDOVAL: That's what I needed to know. Thank you, Mr. Sader. Good to see you.

SADER: Nice to see you, Governor.

SANDOVAL: All right, do we have any questions from Dr. Bennett or Mr. Klaich?

KLAICH: I have a couple of questions, Governor.

SANDOVAL: Please proceed.

KLAICH: When I look at this project in the big picture and Pat, your presentation helped a whole lot, thank you very much. One of the key aspects that we looked at the last

AMERICAN OVERSIGHT

time it was here, admittedly in a different form, was the participation of the Cities of Reno and Sparks and the benefits they and TMWA or the treatment center would get out of it. Did I hear that those agreements with Reno and Sparks have been finalized?

MULROY: Yes, they have been finalized. They were approved by both the Sparks City Council and the Reno City Council, in terms of the lease agreement and then for the agreement on the return flow management agreement. That has gone through TMWA and is awaiting final approval from Reno and Sparks.

KLAICH: Okay. One of the—excuse me, there's a little echo in there. Well, I'm just going to go ahead unless you tell me you can't hear. One of the things that was important to me was to be able to understand the entire project and the benefits to Reno Sparks were very important in that regard. Not having those agreements in front of us, I have to rely on the representations that you're making in this hearing.

That gives me a little bit of discomfort. That's more of a comment than a question. So, I'll just leave that there, unless you'd like to make any comment on that.

MULROY: Taggert is, should be sitting right there in the audience and can speak to those agreements in more detail. They are public records, if you would like a copy of them, we'll be happy to provide them to you.

KLAICH: I appreciate that.

AMERICAN OVERSIGHT

TAGGERT: Thank you. For the record, my name is Paul Taggert. Good afternoon, Mr. Governor and Board Members. The return flow management agreement has been approved by both Reno Sparks and TMWA. We can provide you with a copy of that, but that was a very detailed agreement on how we'll manage the return flows to the river, to accommodate changes made by this treated effluent pipeline.

So, we went through the effort of first getting the initial agreement approved by those entities, those two cities, and then also getting the subsequent agreement approved by them and the water manager in the Truckee Meadows.

KLAICH: And, are you familiar with the general content of those agreements?

TAGGERT: Yes.

KLAICH: And, is it your representation to us that those agreements provide substantial economic benefits to the Cities of Reno and Sparks?

TAGGERT: Yes, that's—it's certainly true. And the main idea is that there is a voided cost in upgrading the TMWRF facility for treating effluent, because simply, capacity is being created in those facilities by taking this water out of the river. It changes the timeline for when they would otherwise need to do more improvements to their facilities.

AMERICAN OVERSIGHT

KLAICH: When those agreements were being negotiated, was there an attempt to monetize that savings? Do you have any idea what those savings might be?

TAGGERT: I apologize for not recalling that off the top of my head, but I recall it being in the tens of millions of dollars.

KLAICH: Governor, could I ask one more question of Mr. Sader while he's still here?

SANDOVAL: Of course.

KLAICH: Included in the $35 million that I understand is the size of the bond issue that is being requested for approval today, is that correct, Kendra?

SADER: That is correct.

KLAICH: Would be the acquisition of the easement that you were just talking about Bob?

SADER: It would include easements for the alignment of the right-of-way through a number of parcels. There are quite a few parcels, but much fewer—a lessor number of land owners.

KLAICH: Okay, that sounded like a yes, to me.

SADER: I'm sorry, that's a yes.

KLAICH: But that easement, that easement or right-of-way has not yet been acquired?

SADER: That's correct. We have not wanted to go forward with the right-of-way until we had these agreements

AMERICAN OVERSIGHT

completed and approved. Otherwise, there's a question, in our minds and in the landowners' minds of whether this pipeline is for real.

KLAICH: Okay. And, is it your belief that the easement can be acquired and the property or the project can be completed, this offsite project can be completed within the $35 million of the bond proceeds?

SADER: The $35 million is our best estimate at this point. It's an engineer's estimate. We'll refine the costs as we get all of the engineering completed. We believe it is in the $35 million range and if there is a surplus, the assessment payors are going to have to pay the surplus.

KLAICH: Okay. Governor, I have other questions, but not related to this area. Thank you very much.

SANDOVAL: Thank you. Dr. Bennett, any questions?

BENNETT: Not at this time, thank you Governor.

SANDOVAL: All right, thank you. So, before we leave the environmental piece, one more opportunity for any of the Board Members to ask questions. All right, then let's move on with the presentation. Thank you.

GORDON: Thank you. So, continuing on with some of the benefits related to the TRI Center, I'll just hit the high points on these as well and then we can certainly talk through any of the details. The idea here is that there's 12,700 developable acres in the Center itself. This water would

AMERICAN OVERSIGHT

essentially free up future development activity, as well as the intensity of that development activity.

We've talked about some of the companies, Tesla, you're very familiar with. We have some representatives in the room here today, in the Gigafactory and all of the investment being made there. Switch, as it relates to their 1.5 million square feet that's in the ground today, in their Citadel Campus within the Center and potential plans for an excess of 7 million square feet of data center facilities up in the TRI Center. Google has acquired a significant amount of land, as you're aware, within the TRI Center. They are also evaluating their development plans for the future up in TRI Center. Then you have these other developers, unknown developers, Reno Land, as well as Emerald City, that intend to develop a Town Square, if you will, up in the TRI Center. So, a solid group in terms of the participants in this project.

Essentially, the water infrastructure at TRI will increase the intensity, as well as the timeline for future development activity. So, you're talking about data centers, advanced manufacturing and other future development activity there. These are the types of facilities that require more water than typical distribution or warehouse facilities, which is why there's a need for this particular type of water and this project overall.

These types of developments generally lead to higher yields, higher levels of investment, these are capital intensive

AMERICAN OVERSIGHT

types of businesses. I think you've seen some of what's already taken place, in terms of the development activity by Tesla, as well as Switch and then you have other players looking to develop as well.

These project also generate employment with higher wages than the average. That's also a benefit overall. Just greater overall economic activity are generated by these hi-tech advanced manufacturing types of companies, as opposed to more traditional real estate development.

In terms of the private investment. We talked about the $35 million of this particular project. The storage, transmission and treatment facilities could add another $65-$105 million. So, a total project cost of about $100-$150 million. The private sector is going to be funding the balance of that, in addition to the payments under the special assessment district that the private sector is committing to.

In terms of the financing, I think you may hear more about that as part of this presentation, but essentially, the underlying real estate value will be required to have a 3.5 times value, relative to the amount that's being considered for bonding. So, it would be 3.5 times $35 million we're talking about under the special assessment district.

At present, the current appraisal is suggesting a 7 times value, when this project is completed. So, nearly twice the

AMERICAN OVERSIGHT

requirement. That provides a lot of security as it relates to the financing side of the equation.

At the same time, the group is also requesting a tax increment area, through Storey County be developed. Essentially, the idea being that as future development is created and investments are made, there's incremental value that is created with these same property owners that we're talking about under the special assessment district.

So, as increment is generated, they make more investments. Those—a portion of those incremental tax dollars would inure back to those private sector developers, to reimburse them for up to the amount of the offsite improvements, or the $35 million that we're talking about. That would be the maximum amount that would ever be reimbursed under a potential tax increment area, would be the $35 million that's being financed under a special assessment district.

That aligns with State statutes, specifically, if helpful for the record, NRS 278C.150, Developer Reimbursements for Construction of Wastewater Infrastructure Projects. Storey County would create that. Again, these would be the same companies and portions of those incremental revenues, would inure back to the private sector developers.

If there was no future development activity and no additional investments made, there would simply be no additional tax dollars going back to the private sector development. The

AMERICAN OVERSIGHT

more they invest, potentially the quicker they get reimbursed on that first $35 million. To the extent they don't, there is no reimbursement and they are fully committing to make the payments on that $35 million special assessment district, regardless if future tax revenues ultimately are generated.

The final leg in the stool, if you will, in terms of the benefits would be Storey County. We'll talk a little bit more here about what that means for the County itself. Obviously, the existence of the pipeline itself would add additional value in Storey County, open up properties for future development and higher intense uses that I've mentioned. All of that would provide increased economic opportunity within Storey County.

With respect to the tax increment area that I mentioned, that would be a reimbursement of a portion of the pipeline and overall infrastructure costs. It would exclude any taxes that are scheduled to go to special districts such as the school districts. Both their operations and capital portions of the property tax rate, those will continue to go there, as currently scheduled. Those are excluded from any increment or reimbursement back as part of this project.

Only 50% of the sales and use taxes are eligible for reimbursement back for this project. 50% would stay with the original taxing entities as they are currently scheduled and only half of the modified business tax or payroll tax would be

AMERICAN OVERSIGHT

eligible for reimbursement back towards these infrastructure costs.

Taxes, overall, over the next 20 years that are likely to be generated, assuming a relatively conservative schedule of development for the types of companies that we're talking about. It could be in excess of $1 billion. This $35 million would represent less than 5% of the total taxes being generated so that would mean more than 95% of the taxes being generated would still go back to all of the original taxing entities over the course of the next 20 years.

Once the $35 million reimbursement was made, as it relates to the offsite portion of the pipeline project, 100% of all incremental taxes would go back to the original taxing entities and no more would go to the private sector for reimbursement under the project.

The water will also provide a stable source of water and provide increased stability in terms of the overall economic activity for Storey County as a whole. Again, this infrastructure will be dedicated to the TRI/GID, once completed. So, pretty significant transfer to the GID or public entity.

At the end of the day, overall, there are significant economic and fiscal benefits to the parties involved. We've talked through what it means within Storey County in the local jurisdictions there. Also, as well as what happens in TRI Center

AMERICAN OVERSIGHT

and the additional opportunities that are there; the fiscal and economic benefits to Storey County as a whole.

This aligns exactly with the legislation that was designed that Director Anderson mentioned at the outset, as it relates to economic development, bonding capacity and makes a lot of sense for the reasons I've outlined here.

I'm happy to answer any questions. I know the balance of the team that works and represents Storey County is up north and can respond to any questions but we're here to answer questions and help as best we can.

SANDOVAL: Thank you. And, I suppose, you've said it and Pat said it, but I just want to make it in its simplest terms. So, the—if I'm a resident of Storey County, I have no risk, correct? If I'm a property owner, homeowner, in Storey County, do I have any risk at all associated with this project and this bonding, in a worse-case scenario?

GORDON: At its essence, all property owners are going to continue to pay the normal taxes and operate as usual. The only sort of exposure, I guess is where you're trying to get to, relates to the special assessment district and that is 100% consent of all the property owners within that district. I think Mr. Johnson and Ms. Follett had intended to walk through what would happen in a "meltdown" scenario or a worse-case scenario and what that looks like. So, if now is the time to have them sort of walk through that, that might be the best approach here.

AMERICAN OVERSIGHT

SANDOVAL: I apologize. I didn't realize you were going to make that portion of the presentation. So, why don't we hold the answer to that question and then, make the presentation and perhaps it will answer itself. Thank you.

JOHNSON: Thank you, Governor. For the record, Marty Johnson again. We will specifically answer that question here in just a moment. As Mr. Gordon went through his presentation, he hit some of these points, so I'll go through some of this a little quickly.

If you'll go back to the presentation that we did for the Storey County Commission and again, recognize the audience for that presentation was indeed the County Commission and the residents of Storey County. On the second slide, titled Assessment Districts, we do talk a little bit about how those work.

They are allowed under NRS 271. An assessment is indeed a lien on the property. It is co-equal to property taxes. So, if you do not pay an assessment, we can foreclose on your property. Part of the whole deal with an assessment district and bonds is that, if they are delinquencies, there will be foreclosures. It's not a might be, it's a will be.

The assessments are billed and collected semi-annually. They are not done with the tax bill. So, there is a need to have someone, whether that's a company, the County, whoever it might

AMERICAN OVERSIGHT

be, actually manage the billing and collection of the assessments in this process.

The assessments, under statute, can go for a term of up to 30 years. We aren't intending to go that long, which we'll talk about here on the next slide. So, if you'll turn to the next page, titled Proposed Bonds, and Governor, this is where we'll get to the answer about the citizens' risk.

Under the current proposal, the County would issue assessment district bonds and those bonds would then be purchased by the State through the Bond Bank Program. That allows the interest rate on the state bonds to be passed through to the County bonds, which provides pretty much the lowest cost to capital we're able to get for a Nevada local government.

Here is the key to how this works and the answer to your question, Governor. The bonds are paid first and foremost from the assessment payments. So, again, every six months there is a bill that needs to be paid for those assessments. Then typically, two months later and it can be a little bit longer than that depending on how things line up, the bond payments are made. So, the assessments' payments come in. We've got generally at least two months before we need to use those funds to make the bond payments.

To the extent the assessment payments are insufficient, we have other resources within the special assessment district and I'll talk about those cash flows on another slide.

AMERICAN OVERSIGHT

In addition to these other resources and cash available, we will have a reserve fund that is funded out of bond proceeds, the day of closing of the bond transaction, equal to one year's debt service. So, theoretically, if all of the property owners were delinquent, we have enough money in the bank to make the payment for at least a year.

If those three resources are insufficient, then the County is on the hook to the amount of its uncommitted General Fund balance or the amount of the annual payment. So, there is risk, but what we have worked with, the project sponsors to develop, is a plan where that risk is mitigated.

And again, under this proposal, if that uncommitted portion of the County's General Fund, which again our estimate for the end of this current fiscal year will be $2.8 million, if that money was gone, then the State's General Fund would be kicked in, in order to pay the state bonds.

Our goal is for that not to happen. The maximum term allowed for the bonds is 30 years, which is well within the terms of that lease that Ms. Mulroy was describing. The County's guidelines for these types of financing states 20 years but the developer has requested 25 and that is something that we are working with them on.

I'm going to skip over the next slide for a moment and go to the slide titled, Foreclosure. Because this is an important component in the security for this transaction in trying to make

AMERICAN OVERSIGHT

sure that the county's and eventually the State's General Fund would never be hit. As I mentioned, if there are delinquencies, we will foreclose. Foreclosure proceedings will initiated on those parcels and I'd like to ask Kendra Follett to run through this foreclosure process with you.

FOLLETT: Good afternoon, Governor and Board Members. This slide, the Foreclosure slide, it assumes a June 1 payment date, just for discussion purposes here. We'll have to determine what the actual payment dates will be. Let's assume a June 1 payment date. Sixty-days (60) days prior that June 1 date, a bill is sent to the property owner, notifying them that the payment is due on June 1st.

It will be then—if it continues on in delinquency, three consecutive notices are sent: one on the 5th day of the month, following the payment date and then the next 30 days later, the next 60 days later. With the third delinquent bill being mailed. Thereafter, at the time the third delinquent bill is mailed, a lot book is prepared where all of the liens on the parcel are identified.

As Marty mentioned before, by statute, assessment liens and property taxes have a co-equal lien in foreclosure. The Notice of Sale on the Foreclosure is sent the first of week of September and the foreclosure sale would occur sometime in September.

So, all in, it's about a three-month process and this is particular to assessment districts under Chapter 271. The

AMERICAN OVERSIGHT

foreclosure procedure happens fairly quickly compared to regular property tax foreclosures.

JOHNSON: Maybe just to add a couple of additional points on that, the foreclosure is initiated on the entire amount of the assessment. So, it's not just the amount that's delinquent. Once that property is sold and that money is received, a corresponding amount of bonds are paid off and so, that parcel is done. We don't care who owns it, if they're delinquent with their property taxes, at least as far as the assessment district is concerned because a portion of those bonds get paid off. But that is the mechanism under which that foreclosure happens.

So, again, if you think about the timing between the assessment payment and then approximately two months later, the bond payment, having a one year reserve, having this foreclosure process take three to four months, we will be able to move very quickly to make sure that there are resources there to make payments before we would ever have to get to that uncommitted portion of the County's General Fund.

So, I see a light on.

SANDOVAL: Thank you. Let me, if I may, Mr. Klaich, let me make a comment or a question and then I'll go to you. I suppose, the best representation is the local government and the fact that it has approved this. They're the ones that are closest to this and so, Mr. Whitten, I would imagine that this

AMERICAN OVERSIGHT

presentation was made to the County Commission and you are the government closest to the people that would affected by some type of a default. So, do you have any comment in that regard? And, were there residents from Storey County who appeared and spoke in support or opposition to this project?

WHITTEN: Thank you Governor. For the record, Pat Whitten. Your statement is fully accurate, relative to the support at this point in the process expressed by the County Commission. I would probably sum it up—first off, to answer your question about residents, yes. Even in Storey County, we have a handful that take a look at this and don't see it for the opportunities it presents and instead of labeling it a—a corporate partnership between the State, Storey County, and the excellent companies that are here, they call it "corporate welfare." So, we do have a handful of those that expressed concern.

I'd be lying if I didn't say, you know, my job as the County Manager, Mr. Gallagher's job, our Comptroller, who is in the audience with me today; our job is to try to reduce that risk as much as we can. I see this—currently what you see is where we are to date with this. It won't materially change in terms of the number of properties, but I will also state for the record that, on behalf of the County, we continue to find ways to layer in other safety nets that hitting the County's, the unreserved

AMERICAN OVERSIGHT

portions of the County's General Fund and also the State's would be the very last recourse that hopefully we never meltdown to.

SANDOVAL: Thank you. Mr. Klaich.

KLAICH: Thank you Governor. So, I understand Marty, that probably your answer to the Governor's question about, is there any risk, is there in fact a risk. Rather modest from your presentation. You've got a year's debt service on the bond's proceeds. If you have to get to the Storey County General Fund, looking at your defeasing [sic] schedule, you've probably got another year of money there.

I do have a question about the foreclosure, you know, I'm just a guy who has written a few Deeds of Trust and so nothing nearly this complex as you're proposing today. And, a three-month foreclosure seems interesting. What are you foreclosing on? The property of the defaulting partner within the special assessment district?

FOLLETT: Governor, if I may?

SANDOVAL: Yes, please proceed.

FOLLETT: Kendra Follett, Bond Counsel. You're foreclosing on the property that has the assessment lien on it. So, when the assessment ordinance is adopted, it will levy assessments which are liens against each of the parcels in the amount of the assessment allocated to each parcel. If they don't—if they're delinquent and you know, they're delinquent for this period of time, then you process the foreclosure.

AMERICAN OVERSIGHT

Now the foreclosure process is, you hold the foreclosure—the County will hold the foreclosure sale. It will sell the parcel for at least the amount of the assessment and any unpaid property taxes. Then a certificate will be issued to the person who buys it at auction in the foreclosure sale.

Now, thereafter, the County is out of it because the County has been paid the full amount of the assessment and any unpaid property taxes. All the rest of the liens are wiped out, mortgages, second mortgages, you know, whatever other liens are on there that are below property taxes and assessments. And, then that certificate holder who buys it at auction has a certificate and the property owner has a statutory period of time to redeem that certificate from the certificate holder after paying them penalties and fees. But at that point, the County is out.

KLAICH: So, if I buy it at a foreclosure sale, I've purchased some certificate that, okay. Let me ask you this absurd question. But, Tesla doesn't pay its assessment. The foreclosure is going to occur on the Gigafactory? Or, if Switch doesn't pay, the foreclosure is going to occur on the Citadel Campus?

FOLLETT: Well, as I understand it, the Tesla Gigafactory is not one of the parcels, but other parcels that they own are in the assessment district. So, whatever—yes,

AMERICAN OVERSIGHT

whoever the property owner is, it's foreclosed on the delinquent property owner.

JOHNSON: And, if I might, again, for the record, Marty Johnson, J&A Consulting Group. This might help answer this question. If you remember as Mr. Gordon was talking, we talked about having a value to lien of at least 3.5:1. So, part of what we do is get an appraisal as to what these various parcels will be worth when the project is complete and compare that to what the amount that is going to be assessed is and we want that ratio to be at least 3.5:1.

With the idea being that in the event we hit an economic downturn and someone does not pay their assessments, that we're not trying to get the dollar that the property was worth when we did it, we're looking for some cents on the dollar, in order to make everything whole.

So, we're not doing this at a 1:1 ratio, we're looking at 3.5:1. So, the equivalent of a, you know, million dollar home would need to go for $350,000 in order to make this all work. So, that helps create some of the—the security that we'll be able to get the money out of it that we need.

KLAICH: So, is Switch's campus in the assessment district?

JOHNSON: I'd have to ask Mr. Gordon, which parcels are which.

[crosstalk, echo]

AMERICAN OVERSIGHT

GORDON: Yes, it is.

KLAICH: Okay. Thank you very much, Governor.

SANDOVAL: Then, if I may follow-up and I think you provided this in your testimony. Whatever lien that is, is that superior to existing liens, on the properties? So, in other words, you're going to have a lien, but what if they already—

HUTCHISON: Yeah, what's the priority?

SANDOVAL: --where's the priority of this lien as opposed to any that may exist already?

FOLLETT: Kendra Follett, property taxes and special assessments by statute have a [inaudible] and everything is below it.

SANDOVAL: Okay, that's good to know.

FOLLETT: Except for federal taxes.

HUTCHISON: Thank you Kendra, can I—I just want to make sure I understand the relationship between the special assessment district and the tax increment area. Are those the same parcels or is the special assessment district larger and if so, what's the geographic area of the special assessment district?

JOHNSON: My understanding—for the record, Marty Johnson and I'll have Brian clarify this if I get it wrong. My understanding is that the special assessment district in the tax increment area will be the same parcel, except for two, I believe, is that correct Brian?

AMERICAN OVERSIGHT

GORDON: That is correct. So, there are two parcels that are within the special assessment district, but not within the tax increment area. They just happened to be two parcels that have improvements on them today. The idea being that, all of the properties in the tax increment area are sitting vacant today.

HUTCHISON: And, are those within TRIC, those two parcels, are they still within TRIC?

GORDON: Yes, they are all located within TRIC.

HUTCHISON: And those two parcel owners have consented to this arrangement?

GORDON: They have.

HUTCHISON: And they would benefit from the effluent project.

GORDON: They would. Those two property owners—

HUTCHISON: Right, because they're within TRIC and that would all be—so, the idea would be—the six developers are part of the tax incremental area, then you've got two additional parcel owners who have consented to this SAD approach, because they're going to benefit from the effluent pipeline, right?

GORDON: I'm sorry, let me just clarify so we're on the same page. The participants in the special assessment district and the TIA, they're the same six companies.

HUTCHISON: Okay.

AMERICAN OVERSIGHT

GORDON: Two of the parcels, one happens to be owned by Switch, one happens to be owned by Tesla, are in the special assessment district, but not in the tax increment area. So it's the same companies within both.

HUTCHISON: Okay. All right. And, so really what the—well, Governor, I was going to go into the tax increment area, if I can talk about that?

SANDOVAL: Yeah, please.

HUTCHISON: Okay. So, within the tax increment area, really what's happening then is these companies, the developers, are fronting the money and then they're getting paid on the back-end, through various taxes that are going to be used to pay the $35 million, correct?

GORDON: That's correct.

HUTCHISON: And then, once that—once those taxes have satisfied that $35 million, it goes back to the government entities that would otherwise receive those taxes, right?

GORDON: That's correct.

HUTCHISON: Okay. And then, the only way that Storey County is on the hook is if the special assessment district does not provide sufficient funding for the repayment of the bonds. That's when Storey County's General Fund would kick in, right?

GORDON: I'll defer to Mr. Johnson, but generally the—the—if the payment is under the special assessments district

AMERICAN OVERSIGHT

were not made for some reasons, then they would go through the procedures that he outlined.

HUTCHISON: And you consume the reserve fund.

GORDON: And any excess cash that's included in that.

HUTCHISON: Right. That's my understanding. That's when the County General Fund kicks in. When, if ever, does the State General Fund kick in?

JOHNSON: This is Marty Johnson for the record. So, Mr. Gordon is correct, it's only if the assessments aren't sufficient. We can't foreclose on the property for whatever reason and sell it, the reserve fund is gone. Then the uncommitted portion of the County's General Fund and when that is no longer sufficient or at zero, then the State General Fund kicks in.

HUTCHISON: Okay.

JOHNSON: But again, as Mr. Whitten said, our goal is to put as many layers in front of the County's General Fund, which by definition means, they're in front of the State's General Fund.

HUTCHISON: And, just a follow-up question again on the tax increment area. The taxes that are going to be coming into this tax increment area are based on future development. Currently, all the property is vacant, right?

AMERICAN OVERSIGHT

JOHNSON: That's correct. Again, for the record, Marty Johnson. The property taxes that are currently paid will continue to go to the local governments as they currently are. It is only the revenues generated by future increases in value for future business activities that are subject to being swept up in the tax increment area.

HUTCHISON: And, assuming the high unlikely, which is those vacant land is not ever developed, then the developers assume all that risk. In other words, if they—they don't develop that land in the future, there's no tax revenue that could be generated to reimburse them the $35 million, they eat that themselves, they assume that risk.

JOHNSON: That would be correct.

HUTCHISON: Okay.

SANDOVAL: Aren't you glad there's a bunch of litigators or former litigators?

KLAICH: Could I ask one more question, Governor?

SANDOVAL: Mr. Klaich, please.

KLAICH: I'd like to follow-up on the Lieutenant Governor's question. Way, way down after all these layers of mitigation you talked about, you indicate that the General Fund could kick in, is that correct?

JOHNSON: Yes, if you look at Slide 3 of this—

KLAICH: I've got it.

JOHNSON: Yeah.

AMERICAN OVERSIGHT

KLAICH: So, my question is, does that highly unlikely but possible incumbrance on the General Fund limit—limit the State's bonding capacity in any fashion? I don't know if there's somebody from the Treasurer's Office here, but if we approve this transaction, is the State otherwise limited in its ability to fund other projects that it might wish to?

CHATWOOD: Thank you, Mr. Klaich. Lori Chatwood, Deputy Treasurer of Debt Management for the State Treasurer's Office. I think the question would fall under what is material to the State. So, in the proposal that I've seen so far, the maximum annual debt service, the reserve fund, we're looking at a little bit more than $2 million a year.

So, to the extent that $2 million is going to inhibit the General Fund from providing those projects, I think that I could defer to Governor Sandoval, but I would say that's immaterial to the extent that year after year after year, the General Fund had to make that payment, then there would be a decision that could be a $20 million project for a CIP down the road.

KLAICH: You all have to provide the Governor with estimates on a biennial basis of bonding capacity that he has available to recommend projects for funding to the legislature, correct?

CHATWOOD: That is correct, Lori Chatwood. The affordability that we provide to the Governor's Office for the

AMERICAN OVERSIGHT

building of other bonding programs in the CIP is based upon the property tax, the $0.17 that we collect for those projects.

To the extent that this would be General Fund dollars, prior to it being that $0.17 general obligation pledge, it wouldn't affect our affordability.

To the extent that the General Fund would not be able to make that $2 million payment, then it would share in that $0.17 and projects would be reduced because this debt service would have to go under the affordability.

KLAICH: Let me try it again. So long as the assessments are being paid, in accordance with the—the project plan as set forth and everything is in good shape going forward, do you anticipate that anything that we're seeing today would limit the bonding capacity that you would report to the Governor as being available for other CIP Projects?

CHATWOOD: Correct. Again, Lori Chatwood, Deputy Treasurer. To the extent that all of the revenues are sufficient, there would be no impact. First of all, on capacity, being that this is a natural resource, it does not fall under the 2% constitutional debt limit. Therefore, the amount of capacity of bonding under the constitution is not affected.

Then, on a monetary basis, for the affordability of future bonds, because we would consider this self-supporting, not having to be—it is backed by the property tax, but not having to levy a

AMERICAN OVERSIGHT

property tax to pay for it because there's other available revenues, it would not impact our affordability.

KLAICH: I appreciate it. Thank you, Governor. I know I'm trying to get yes/no answers to questions on these incredibly complex transactions, but I believe that answers the question to my satisfaction, thank you.

SANDOVAL: Thank you, Mr. Klaich. These are really important questions that I think really—is also important to establish in the record that's necessary for this Board to move forward.

Ms. Chatwood, before you go and a question from me. Have you had the opportunity to review this transaction and have you reached any conclusions or have any opinions?

CHATWOOD: Governor, again, Members of the Board, [inaudible]. I cannot speak for the Treasurer's Office in whole, as we were just received last week the notification that Storey County approved this.

With the information before this Board now and in my position, I think this has belt and suspenders to date. I'm not saying we are through and wouldn't ask GOED for maybe some additional security, but at first blush, this looks very solid from my opinion.

SANDOVAL: Okay, Ms. Chatwood. Thank you, that's all I needed to know. All right, Mr. Specht, yes.

AMERICAN OVERSIGHT

CHATWOOD: Also, if I may add, [inaudible] Counsel also wanted me to also put on record that we're issuing this bond if this were to be approved, through the authority of SB 1, which has a blanket limit of $200 million.

So, this $35 million would go under that capacity, reducing that $200 million authority in the future. Is that correct? So, just to have that on the record.

SANDOVAL: There is another question, Mr. Specht.

SPECHT: Just one question please. One thing that I haven't heard—when I hear the foreclosures and you can foreclose in a few months, that always sounds wonderful but never happens. Whoever owns the property is going to do everything they can to prolong it and keep it as long as they can. So, you get many situations, if we get to the unfortunate situation where they make minimum payments, partial payments. They pay, get current, they go delinquent again.

So, that's a typical situation you see whenever you go through foreclosure. So, my question is, if we ever get to that point, is there ability to be able to assess the delinquent company fees? So, the County/State is made whole in this whole process, if someone goes to delinquency?

FOLLETT: If I may, Kendra Follett. Sherman and Howard, Bond Counsel to the County. Chapter 271 of NRS permits both daily penalty rates and daily interest rates during the

AMERICAN OVERSIGHT

delinquent process. So, you know, beginning on the day after the payment is due.

There are those fees and they—they increase quite rapidly, the amount of daily interest and daily penalties that are due on delinquent payments.

In the 271 process for foreclosure, there is a long history in the State of Nevada, of foreclosure under 271. As I mentioned before, it—local governments in Nevada have pursued this. They typically hire a consultant to both bill and commence the foreclosure proceedings on their behalf and this is done quite expeditiously and has been for years.

With—you know, no—no bond defaults in the State of Nevada for assessment districts that I'm aware of.

SANDOVAL: That's an important one and maybe Ms. Chatwood could—could confirm that. Again, we're talking about worse-case scenarios here, which we should. At least in your experience and Ms. Chatwood, in your experience if she's still there, are you aware of any foreclosure proceedings that resulted from a default in a situation like the one that we're discussing today?

CHATWOOD: Thank you. Again, Lori Chatwood, Deputy Treasurer. Governor, I'm afraid I can't answer that from the State's level because this would be the first assessment district bond that the State would be involved in. Under the current law, most assessment districts and TIAs happen at the local

AMERICAN OVERSIGHT

municipality level, not at the State level. So, I would have to defer to Marty Johnson and Kendra for their experience in local government finance.

SANDOVAL: Yeah. Okay, I appreciate that, Ms. Chatwood. As I said, I think this is an important exercise, in terms of being incredibly thorough. This is obviously an important project, but at the same time, we all—we being the members of this Board—have a duty to ask these kind of questions to make the record that I think is being made to provide us with the comfort, more importantly, an assurance to the constituencies that would be affected by this, that we ask the tough questions and made the record in terms of what the consequences could be.

Again, this—I half joked about litigators on here, but I think it's really important to make the record that we have, associated with the financial piece to this transaction. So, thank you.

All right. Mr. Barrett.

BARRETT: Yes, a question on the timing and the matching between the SAD and the tax increment fund. I think I understand when the SAD starts and the money is pulled down and the payments are due. They're due in, let's just call it 20 years. When does the TIF start and when do payments start coming in from the TIF, that would go back to the property owners?

JOHNSON: This is Marty Johnson. Let me take a first stab at that and then have Kendra follow-up with it. If you'll

AMERICAN OVERSIGHT

actually look at the last page of the presentation; and again, recognize this as just the Commission—the County Commission steps. These have changed a little bit since we're not on the agenda for IFC on Thursday.

The special assessment district, we anticipate will be created by the County Commission, by the September 18th meeting. So, the assessment district will be in place shortly after that, the assessments can be levied and that would be effective and we'd be able to issue bonds once a bond ordinance is adopted. Now, that takes two readings from the Storey County Commission and then the State Board of Finance, of course, would have to approve the issuance of the State bonds, which my guess would be somewhere in the November timeframe. So that's the assessment district part of this.

The tax increment area, we—meaning the County—cannot start forming that until after IFC approval. Assuming that were to happen in time for us to meet on September 18th as a County Commission and start that process, the tax increment area would be formed. And again, recognize I'm using the terms "formed" and "created", probably by November 2nd. Perhaps we could even get it done by October 16th, but more than likely, it's going to be early November.

At that point in time, it is effective. There will not be any money within that tax increment area until development is

AMERICAN OVERSIGHT

made. There are increases in property values that drive the revenues over what the baseline revenues are today.

So that will be up to the companies in when they start construction on those various parcels. It could be a year from now, it could be five years from now, it could be 25 years from now. But the tax increment area will start and the clock will start ticking on the—maximum life of that is 30 years, isn't it Kendra, on the tax increment area?

FOLLETT: Yes.

JOHNSON: It's at least as long as the bond repayment term is. It would mirror the 25 years for the bond repayment. If there are no incremental revenues during that time, then the property owners would not be able to be reimbursed.

Did that answer your question?

SPECHT: It did and it answered the next question which was the life of the TIF. So, thank you.

SANDOVAL: Does that complete that portion of the presentation?

JOHNSON: Yes, it does Governor.

SANDOVAL: Okay. Board Members, any further questions associated with the finance piece to this transaction?

HAVINS: I just have one, Governor.

SANDOVAL: Dr. Havins.

HAVINS: What is the alternative to this? What if this doesn't go forward? What is the effect on Storey County and

AMERICAN OVERSIGHT

what is the effect on this area of—where the businesses are located that are requiring additional water?

JOHNSON: For the record, Marty Johnson. I think I will have to ask Brian to address what the impact on the companies might be. In terms of the impact on Storey County itself, its finances theoretically will go along the way they currently do because there won't be any additional revenue, because without the water, there really can't be a whole lot more development out at the Industrial Park.

So, Brian, maybe you could fill in what the impact might be on the companies.

GORDON: Thank you. Brian Gordon for the record. The reality is, and I'll defer to Ms. Mulroy if she has additional insight, but there is currently about 6,000 acre-feet of water. The effluent water pipeline would supply another 4,000 acre-feet of water, bringing the total to 10,000 acre-feet.

If the pipeline project does not move forward, then 4,000 acre-feet of water is not transferred and moved toward TRI Center. That would limit the amount of development activity that would be available or could potentially be done up in the center itself.

SANDOVAL: And, if I could add to that, the avoided costs for what we discussed associated with Truckee Meadows, the $40 million or whatever tens of millions that it would cost, that I think Ms. Mulroy talked about and the added benefit of better

AMERICAN OVERSIGHT

water that goes into Pyramid Lake, which I don't know if you can put a price on that. So, I just think it's important to have those other pieces as part of the record.

HUTCHISON: Can I ask a follow-up question sir?

SANDOVAL: Yes, Mr. Lieutenant Governor.

HUTCHISON: Is the current 6,000 acre-feet of water available at TRIC being consumed, all of it? Or, is there any excess?

MULROY: It's all subscribed for, yes. In fact, the whole 10,000 is subscribed for. So—

HUTCHISON: So, the effect would be no more development then.

MULROY: No, you would have whatever 4,000 acre-feet within the total of 10,000 is supporting and Mr. Sader, who entered into the various agreements could speak to that in more detail, Pat Mulroy, by the way. That would be the limitation.

So, there would, by definition be some portions of the plan development that would not be able to move forward. Because the water simply isn't there.

HUTCHISON: And the existing facilities that are at TRIC have—have all subscribed to the 6,000 acre-feet.

MULROY: Absolutely.

HUTCHISON: Yeah. Okay.

SANDOVAL: Mr. Specht?

AMERICAN OVERSIGHT

SPECHT: Yes. One question I wanted to ask and I think it fits in well now, maybe I didn't hear it right earlier, but I'm trying to understand. Once this pipeline is built, what capacity is it at?

MULROY: 4,000 acre-feet annually.

SPECHT: Okay. So, someone who doesn't quite understand that, does that mean that the pipeline is 100% maximized at that point? Does that mean that there's future growth beyond what is planned today, with these companies that we're talking to? I'm trying to understand the growth.

MULROY: Right. Pat Mulroy. Mr. Sader can speak to it in greater detail. I think there is an oversizing component on this pipeline. If the Reno Sparks area should in the future, or Washoe County, as part of the larger package in the future would want to lease additional effluent TRIC, I think the pipeline would afford that opportunity. As the water agreements currently stand, now the water will not come as a steady flow. Because of the variability of the river and the necessity to manage the overall water system, TMWA is making some pretty stiff requirements in terms of what the reservoir capacity, the carryover capacity needs to be on the TRIC site in order to give themselves maximum flexibility to meet all the demands on the river.

So, it's going to be managed by TMWA. The objective is, it will be on a ramp up schedule, as the companies build up, there

AMERICAN OVERSIGHT

will be an up to 4,000 acre-feet a year of water available to TRIC.

SPECHT: Okay, follow-up. So, I understand that it's up to the management. I guess what I'm trying to get an understanding of is the fixed asset itself. If I buy the whole infrastructure, is that infrastructure going to be at full capacity once completed under the current plan, or is there an opportunity for additional growth, down the road with the fixed asset, however you want to manage it?

MULROY: Mr. Sader is handling the construction portion of this, but it is my understanding that there is a slide oversizing component, so the pipeline will have additional capacity, beyond the 4,000 acre-feet.

SPECHT: Thank you.

SPEAKER: Round two.

SADER: Bob Sader, representing TRI General Improvement District. Ms. Mulroy is exactly correct in what she's told you. We have looked at the size of this pipeline, initially we estimated our needs at 18-inches. This is a force main, water will be under substantial pressure. We then went up to 24. When we found out that flows from TMWRF, the Reno Sparks Sewer Plant would be variable during the year. Now, we have recently made a decision to go up to 30-inches in diameter, just for the question you're asking, in order to be able to accommodate additional flows in the future.

AMERICAN OVERSIGHT

We're hoping that that occurs. It is not part of our agreement now with the cities, but it seems to us, a fair possibility that there will be additional flows that we can agree on to accept the TRI Center.

SPECHT: Thank you.

SANDOVAL: Thank you. Any other questions on this component of the presentation?

SPEAKER: Governor, I have one more question for Mr. Sader while he's here.

SANDOVAL: All right, please proceed.

SPEAKER: Thank you very much, Governor. Bob, how did you arrive at $35 million? You don't have a contractor yet. You haven't acquired the right-of-way. Whose—can you tell me a little bit about how you arrived at this construction budget?

SADER: The District Engineers—this is Bob Sader again, for TRIGID. The District Engineers are Farr West Engineering. They have substantial experience building infrastructure and providing similar services to water and sewer systems all over Northern Nevada.

We attempted to acquire the best experts we could find, locally. They made the engineering estimates that currently come to $35 million, and that's the level we're projecting at this point. We will refine those as we get further into the engineering, but we're pretty confident that the current estimates are right on the mark.

AMERICAN OVERSIGHT

SPEAKER: And, Governor, if I could, if for example, it's more than $35 million, where does that money come from? If the bonds are going to be sold for $35 million, that's all there is, so where's the rest of the money?

SADER: We have always taken the position, I'm representing the GID, there are the six assessment entities involved. It's always been under discussion that if there is an overrun in costs that the private parties are going to have to pick that up. It's not borne by the County or by the State, that will be part of the—I assume, part of the financing agreement, or other agreements that will eventually be negotiated and signed before these bonds are used.

SPEAKER: You've been working with Farr West directly?

SADER: Yes, daily.

SPEAKER: And, have you seen the assumptions that they have been using and arriving at this construction budget and is it your belief that those are reasonable and can be met within the $35 million that is being discussed today?

SADER: Yes.

SPEAKER: Thank you. Thank you, Governor.

SANDOVAL: Any other questions on this financial component of the presentation? Let's move forward. Brian, did you have anything else?

AMERICAN OVERSIGHT

GORDON: I think we're all set on our end, unless the team up in Northern Nevada has any additional information to present.

JOHNSON: This is Marty Johnson, for the record. I didn't hear exactly what was said, but I think it was asked if we had any additional comments, at this time, I don't believe we do. We're happy to answer any further questions.

SANDOVAL: Were we going to hear from some of the private entities that are going to be participating in the project?

GORDON: We can certainly do that. Some of them are available, some of them were unable to attend here today. If there are specific questions or you want to hear from them, we can certainly do that.

SANDOVAL: I'd like to hear from them.

GORDON: Okay, in that case—

SPEAKER: May I ask one more question, before we move to that?

SANDOVAL: Yes.

SPEAKER: Not on the financial, but somewhat. Who is going to be the owner of the pipeline?

GORDON: So, ownership of the pipeline would transfer to TRIGID.

SPEAKER: When?

AMERICAN OVERSIGHT

GORDON: I'll let Mr. Sader answer that. I believe it would be at the conclusion of the construction of the project.

SADER: For the record, Bob Sader, TRI General Improvement District. We're going to require that the project be built before it's dedicated to the GID. It will be thoroughly inspected before we take ownership.

SPEAKER: Thank you, thank you.

GORDON: So, in terms of the private sector folks that are participating in this project, we have representatives from Tesla that are here, in Las Vegas, that can speak to the project and the benefits of the project.

Governor, Director Anderson, Members of the Board. Chris Riley, for the record. And, accompanied by my colleague here, Brian Scelfo, Senior Director of Corporate Development. For the record, I focus on workforce development and external education partnerships for Tesla. We're both here today in full support of the project. This has been, to the team's points here, a multiyear effort by experts on the engineering side, on you know, the water reclamation side. This has been a project that we see as very exciting for long-term growth at Gigafactory.

To your point, we thought it may also be helpful just to share a quick snapshot of where we are today, as Gigafactory. Talk about construction, production and I think something relative on the infrastructure side would also be a little bit about transportation.

AMERICAN OVERSIGHT

Construction of the facility. We're currently at 5.4 million square feet of operational space at Gigafactory. The current footprint today is about 1.9 million. That's 30%, approximately, of the full buildout that we're seeing.

We are producing both—well, in addition to cell production, we're up to 20 gigawatt hours of annual production which is an incredible feat for us and a big milestone. We're also producing all Model 3 Electric Motors, as well as our energy products there. And, continuing to build on that. We're seeing our capital spend and our employee head counts are continuing to grow. We have thousands of team members onsite across Tesla, Panasonic and our other partners there.

On the transportation side, we've also been seeing options for our employees continue to grow and we now have a dedicated shuttle network for around 1,600 plus employees who are utilizing daily shuttles to Gigafactory. We're continuing to work on that transportation infrastructure because we see the growth out here at this park. We see the growth in partnership with our other companies and being able to build this infrastructure is really key for that long-term growth to continue and those jobs and this partnership. Thank you.

SANDOVAL: Thank you, that's what I needed to know. Board Members, any questions for the Tesla representatives? Mr. Lieutenant Governor.

AMERICAN OVERSIGHT

HUTCHISON: Thank you. Mr. Riley, thank you for being here and for Tesla's contribution to Nevada. We're all, as you know, very excited about Tesla and many of us, I think, if not all of us, very supportive of Tesla and what they're doing in Nevada.

My question for you is, you've heard the testimony—I guess not the testimony, the presentation today about the vacant properties that Tesla owns will be used for the tax incremental area. What are the future plans for those parcels that are part of the TIA?

RILEY: I wouldn't be able to say yet.

SCELFO: Do you want me to speak to that a little bit?

[crosstalk]

SCELFO: So, our current Gigafactory, if you're familiar, a pretty—pretty large area. It's separated into different parcels. Right now, we're built on the largest parcel. As Chris mentioned, Mr. Riley mentioned, we're only a third built out today, so we'll be expanding into those parcels, hopefully as fast as we can.

HUTCHISON: So, is the current parcel, the largest parcel upon which the Gigafactory is currently located, that's not subject to the TIA, as far as you know, it's future development on other parcels.

SCELFO: That's right, yeah.

AMERICAN OVERSIGHT

HUTCHISON: Can you address that future development on the other parcels?

SCELFO: Yeah, so those other parcels are adjacent to where we're built today. We'll be expanding into those as fast as we can.

HUTCHISON: I see. So, as the Gigafactory expands, then it necessarily expands on to those parcels.

SCELFO: Yes, that's right.

HUTCHISON: The Gigafactory isn't on just one big parcel, and then we've got to wait for future development. It's all part of the Gigafactory expansion.

SCELFO: Yeah. When we talk about Gigafactory, legally, it's separated into a bunch of different—about 15 different legal parcels.

HUTCHISON: Okay.

SCELFO: And right now, we're on one large one. And then yes, as we build out, we'll expand it to those vacant parcels.

HUTCHISON: And, what's the rough timeframe for the full expansion, that you think in terms of the Gigafactory?

SCELFO: As fast as we can. [laugher] Yesterday if you ask my boss. Yeah, so—no, it will take several years, but the goal is to get to full capacity as quick as we can get the funding, manpower and water.

[crosstalk]

AMERICAN OVERSIGHT

RILEY: --just over four years ago, for us as a company, that was—you know, we didn't have that, nearly the facility we have now.

HUTCHISON: So, as a quick follow-up, do you have enough water that you've secured and, what's the word, committed to, allocated—

RILEY: Subscribed.

HUTCHISON: --subscribed to, to build out the Gigafactory or do you need this project in order to build it up fully?

SCELFO: No, we need this project. Yeah.

HUTCHISON: So, without this project going forward, the full Tesla Gigafactory could not be built?

SCELFO: That's absolutely right.

HUTCHISON: Okay, thank you.

SANDOVAL: Any other questions from Board Members? Any questions from northern Nevada? All right, thank you gentlemen.

SPEAKER: Thank you.

GORDON: The second participant I just have on my list here would be Switch, if you wanted to hear from them. Obviously, one of your Board Members is also an Employee of Switch, so my sense was he wasn't present for this particular meeting. When I heard the roll call, I'm not sure if anybody is

AMERICAN OVERSIGHT

present up in northern Nevada and wishes to speak on behalf of Switch. I'll leave it at that if they are. I'm seeing nothing.

The other participant that I have next on the list would be Google, who has acquired a significant amount of land in the TRI Center. I—my understanding is they've communicated with staff of GOED regarding their inability to be here at the meeting today. I don't know if they've shared any comments with staff, but my understanding is that they are in full support of this project and have indicated they are considering their development plans for the future and without this water, their development plans would be significantly reduced or may not happen at all, is my understanding.

SANDOVAL: Okay.

GORDON: And then we have Blockchains, who I believe is not present and then two of the other private sector developers, Reno Land, as well as Emerald City Empire. I don't know if they have anything in particular to share or contribute to the conversation, but they've also indicated to us that the water would be a necessary component of their ultimate development plans.

SANDOVAL: Okay. Anything else that you wanted to present?

GORDON: That's all we have for you today, but again, we're happy to answer more questions or provide additional insight to either you or your staff.

AMERICAN OVERSIGHT

SANDOVAL: Okay. Board Members, any further questions or comments? Director Anderson, do you have any concluding—

KLAICH: Governor?

SANDOVAL: Oh, yes, Mr. Klaich?

KLAICH: [inaudible] Okay. I would just like to say, I've asked a lot of questions and I don't want my questions to be misconstrued. I think anyone who lives in northern Nevada understands that the TRI Center has fundamentally changed the economy in northern Nevada and there may be those who don't think that change is for the better. I am not one of those.

I think that the development of the Center and the corporate citizens that have come to Nevada have benefited the region enormously and benefited the entire State.

The Storey County Manager indicated some of the folks that had come before the County Commission meeting last week and used a phrase of "corporate welfare". I think if you try to oversimplify this project and look merely at the aspect of it, of the issuance of these bonds, it's possible that a person could come to that conclusion.

Again, I'm not a person who would come to that conclusion. I think that Ms. Mulroy described early on in her testimony a very complicated jigsaw puzzle, which this certainly is. But ultimately, it seems to me that what we're asking, what we're being asked to do today is to facilitate the development of a very complex project that has very tangible benefits for the

AMERICAN OVERSIGHT

governmental entities involved and the economy of the region as a whole.

I haven't heard anything in the presentation or the responses to the questions at this point that would lead me to believe that we should do anything other than support it. If you entertain a motion to that affect, later in this meeting Governor, I'd be happy to support it.

SANDOVAL: Thank you, Mr. Klaich. We're reaching that point. Do—I've got some concluding remarks that I'd like to make. Director Anderson, did you have anything else that you wanted to say?

ANDERSON: Governor, I think I would just add a thank you to Brian Gordon and his team at Applied Analysis, great job at putting this together. I think Ms. Mulroy put really some fine capping pieces of why this is important both from the environmental piece, as well as keeping Nevada on the forefront of really innovative ways to get things done. Here we are with a great opportunity to look at both the private and public partnerships, seeing good policy in action once again.

I think both this Board and your Office, Governor, has done a tremendous job of making that case, thank you.

SANDOVAL: Thank you. Board Members, do any of the rest of us have any questions or comments?

BENNETT: Governor?

SANDOVAL: Yes, Dr. Bennett?

AMERICAN OVERSIGHT

BENNETT: Thank you very much. I want to concur with my colleague here in the North. Mr. Klaich was much more articulate than I think I could be, talking about what's before us today. I do have one quick question which either, probably Mr. Sader or Ms. Mulroy could answer. Assuming best case scenario, the permits are acquired, the pipeline is constructed relatively smoothly, when will water start flowing through that pipeline?

SADER: Dr. Bennett, Bob Sader, TIR General Improvement District. Our current schedule is to commence construction of the pipeline and other facilities necessary in the first quarter of 2019 and to be completed by the end of 2020.

BENNETT: Great, thank you very much. Thank you, Governor.

SANDOVAL: Thank you, Dr. Bennett. Any other questions or comments? Just a few brief comments by me.

I suppose I'll follow the order of the presentation somewhat. With regard to the financing, I'm comfortable. I think there's been a significant record that has been made that provides comfort to me, that there is not just sufficient, but extraordinary protection for the people of Storey County, for the people of the State of Nevada associated with the General Fund. Given the layers of protection that are part of this record, again, I think that from every direction, that we have the protections that we need.

AMERICAN OVERSIGHT

I think the record has been made to show that the tough questions have been asked. In terms of providing that record, that there is sufficient financial protection for everybody involved and that ultimately the responsibility is going to fall upon the entities that are within that special improvement district.

With regard to environmental issues. I also believe that there's been a substantial record that has been made that with regard to the avoided costs of the people of Washoe County. That they can avoid the construction of tens of millions of dollars for facilities that will be necessary to clean this water that would otherwise be redirected to the Tahoe Regional Industrial Center.

The water that actually is going to come into the river is going to be better for the benefit of the Tribe. The Tribe was something that was an important issue to me, to provide that record that the Tribe will be protected and the quality of water that ultimately makes its way to Pyramid Lake will be high-quality water.

The other component that was mentioned but I think needs to be repeated is the fact that the facilities will recycle water, there at the Tahoe Reno Industrial Center which will actually save water. Which will be another ultimate benefit to the people of Washoe County, of Storey County and that region.

AMERICAN OVERSIGHT

I'm glad that Mr. Whitten was there with regard to Storey County. As I said, the best evidence is those that are going to be affected directly and this matter was presented to the Storey County Commission and was considered and allowed for public input and public comment. I appreciate Mr. Whitten being candid that yes, there were a few negative voices to that, but overall there was great support for that. Those Commissioners are elected for a reason, to represent their constituencies and they voted in support of this project.

With regard to economic development, this is the difference between a lot of quality jobs in the region and to continue this New Nevada story of bringing literally some of the best, if not the best jobs in the country to Nevada, to allow for the completion of the Gigafactory. Tesla has exceeded everything that it has promised. I'm someone who was here and listened to that testimony and representation. They're far ahead of where they said they were going to be.

I was just at a press conference yesterday at Cimarron Memorial High School where they—initially they said they were going to donate $37.5 million to education in Nevada. The first tranche of that contribution, $1.5 million came yesterday at this announcement at Cimarron Memorial, which is going to be the first of hopefully the development of robotics teams in every high school or every school in the State and the investment into STEM education throughout Nevada.

AMERICAN OVERSIGHT

I know it was a sensitive situation given that Mr. Kramer is a member of this Board and he's an employee of Switch, but Switch is another significant company in this State that has built the world's largest data center here and will build—here in Las Vegas, but will build another one, and is building another one in northern Nevada. They're a significant and generous corporate citizen. They stand or it stands behind this. Google, hopefully they'll make the decision to go here, but that is a company that has been providing training—if you've been looking in the Reno newspaper, they've already been providing training, free of cost, to the citizens of Washoe County. I'm not sure if they've done it in Clark County as well, but they're not even here and they're doing philanthropic things, with regards to certification and training of people who need it.

Finally, I'll close with this, that we have some of the most trusted and experienced individuals who testified on behalf of this project.

Ms. Mulroy, I believe your knowledge and experience is unimpeachable when it comes to your testimony with regard to the water situation there and the water quality which is very important to me.

Mr. Taggert is one of the most preeminent water lawyers in the State and he's involved in this and has worked with Washoe County and Storey County, City of Sparks, City of Reno.

AMERICAN OVERSIGHT

Mr. Sader, who is a very well respected member of our Legislature and a former Chairman of the Judiciary Committee, and somebody who's had a long public service career, is involved with this project.

Applied Analysis. Mr. Aguero couldn't be here today, but it is an entity that I personally know and trust and have taken advantage of associated with some of the most complex tax issues and other issues associated with economic development in this State and without exception, all of the testimony and the projections that you've provided have always been right on the money and honest and to the point. So, same thing.

So, as I look at this global presentation and yes, this has been a long meeting, but this is a transformational project. It is going to allow for the State of Nevada to lead. We've had nothing but good economic news. We're the most improved state in the country when it comes to employment. We're adding 3,000 jobs a month in this state. Clark County is the fastest growing metropolitan area in the United States of America. Our average wage and Mr. Potts, maybe he's there, correct me if I'm wrong, but our average wage is the highest that it has ever been. We've increased the number—we're at a record level with regard to the number of employers in this State. We've replaced 175,000 lost jobs with 260,000 jobs. I believe that we're at a place where we're resilient, with regard to another recession because we have

AMERICAN OVERSIGHT

diversified in the economy in a way that is unlike any other state in the country.

I will tell you, you know, this is just me talking, but the other states would be begging to be in the position that we are in now, to be able to build a $35 million project that will help enhance companies like Tesla, and Google, and Switch and Blockchains. They would trade places with us in a heartbeat.

This is incredibly important to the future of this State. Everyone on this Board has, you know, the right to vote any way that you like. I've put a lot of thought into this and I've lived this from like, 2011 until now and we never conceived that we would be in the position that we are in now, to be able to make a decision to continue unprecedented growth, so that the State of Nevada is at the foundation of the Fourth Industrial Revolution, when it comes to the type of companies that are coming here, that have come here and will come here and will expand here.

So, I know I'm kind of preaching here, but you know, I'm really passionate about this. We are lucky—we are lucky that we have the ability to make a decision on a project like this.

So, I've really appreciated the questions that have been asked during the course of this meeting because it is important that we provide a record as to what's happened. I have full faith and the companies that are going to be participating in this, that they're going to do what they say they're going to do

AMERICAN OVERSIGHT

and make those payments, so that we never even have to have the conversation that we've had, with regard to foreclosures and—and those types of things. I'm absolutely confident that we'll never have to go there, but again, the record needed to be made.

So, that's my speech. That's my comments with regard to this. Sometimes those issues or those thoughts and facts—I shouldn't say thoughts, they're facts, sometimes get lost in these conversations. So, again, I don't need to have the last word. If anybody else has any comments, that sits on this Board, I'm happy to take them before I accept a motion.

I'm looking at you Mr. Lieutenant Governor, because I know you always have something to say. [laughter]

HUTCHISON: There's no one left to cross-examine, you're the Judge. [laughter] Well, Governor, I just appreciate the opportunity to be on this Board and to see this kind of progress and development. I was just thinking to myself, you don't want to hear this, but Heaven help the next Governor. I don't know what you do to beat the record that this Governor has and the leadership that we've seen come out of Governor Sandoval. We only have a few more months left with you, Governor, and we're going to miss you. I think this project and this meeting underscores how fortunate we've all been serve with you. As we've seen the New Nevada, this is, I think, a nice little encapsulation, this meeting of what we've seen over the last, almost eight years now.

AMERICAN OVERSIGHT

So, I don't have to have the last word either, but I would certainly be happy to make a motion, whenever you're ready for that, Governor. Again, this is just, I think a proud moment for us here in Nevada and for all Nevadans. Thank you, Governor.

SANDOVAL: Thank you, Mr. Lieutenant Governor. So, if there are no—we still have a bunch of things to go on the agenda. If there are no further questions, this is—I don't think it's as simple as approving the financial—finance proposal, Mr. Klaich, you had asked to make the motion. If I could lay down the form of the motion and if you would be wiling to make it, I'll proceed.

KLAICH: I would yield to the Lieutenant Governor.

HUTCHISON: No, no. You—Mr. Klaich, you've got the motion on this one. You'd spoken on it early. I was just saying, I'll support it 100%.

SANDOVAL: So, if I may, Mr. Klaich, what I would be looking the form of the motion to be would be first to approve the Tahoe Reno Industrial Effluent Water Pipeline Economic Development Financing Proposal, submitted by Storey County, Nevada. That we approve the submission of the proposal to the Interim Finance Committee of the Nevada Legislature. That we approve to enter into one or more agreements with Storey County or another local government to administer any districts and carry out the projects identified in the proposal as deemed necessary by the Executive Director. That we approve the provision of

AMERICAN OVERSIGHT

notice of the approval of the proposal to the Board of County Commissioners of Storey County and the State Board of Finance and that we—the motion include to take all action necessary or appropriate to effectuate the approval of the proposal and provisions of NRS 360.981 to 360.992.

KLAICH: Governor, I request that the five-part motion that you read, be made part of the record. I would motion for approval.

SANDOVAL: Thank you. Mr. Klaich has moved for approval of the motion as I just stated it. I'm not going to read it all again. Is there a second?

HUTCHISON: I'll second.

SANDOVAL: Lieutenant Governor seconded the motion. Are there any questions or discussion on the motion? I hear none. All those in favor, please say aye. [ayes around] Those opposed, say no. That motion passes unanimously. Congratulations.

All right, we have the Agenda Item Number 5 which is the review and approval of Storey County Resolutions 501 and 502. Director Anderson, are you going to cover that agenda item?

ANDERSON: Mr. Gordon, would you like to cover those or do we have someone that would like to speak to the resolutions?

AMERICAN OVERSIGHT

GORDON: I didn't have anything prepared for those particular items but I'm happy to read them into the record, if that's what you're looking for.

SANDOVAL: We don't need them—excuse me. I don't know if we need them read into the record. We have before us Resolution 18-501 and 18-502. If there's anyone present that could explain the contents of those resolutions and what they mean, that would be beneficial for our record.

GORDON: I would suggest that Ms. Follett introduce those two items.

FOLLETT: Kendra Follett, Bond Counsel to Storey County. Resolution 501 is a resolution approving the financing proposal. This is adopted by the Board of County Commissioners of Storey County and it directed notification to this—the Governor's Office of Economic Development and the IFC pursuant to the provisions of NRS 278C and NRS 360.

Resolution #502, it also concerns the same project and it directs notice to the IFC under a different provision of 278C which specifically relates to the tax increment area.

WHITTEN: And, if I may, Governor, Board Members. Pat Whitten, Storey County Manager, I can attest that the Storey County Board of Commissioners, a week ago from today, so last Tuesday, unanimously approved both Resolutions 501 and 502.

SANDOVAL: Thank you. And, I will incorporate all of our questions and answers from our prior discussion on Agenda

AMERICAN OVERSIGHT

Item Number 4 into this agenda item. I don't think we need to go over those, but those are obviously relevant to the approval of these resolutions.

So, Board Members, any questions associated with this agenda item? If there are none, the Chair will accept a motion to approve Storey County Resolutions 501 and 502, as presented in Agenda Item Number 5.

SPECHT: Motion—[crosstalk]

KLAICH: I would move for approval Governor.

SANDOVAL: Mr. Specht moved for approval. May I take your comment as a second, Mr. Klaich?

KLAICH: Yes, please, Governor.

SANDOVAL: Okay. Mr. Klaich has seconded the motion. Any questions or discussion on the motion? I hear none. All those in favor, please say aye. [ayes around] Those opposed, say no. That motion passes unanimously.

We'll move to Agenda Item Number 6, Public Comment. Is there any member of the public present in Las Vegas that would like to provide public comment to the Board? I hear and see no one. Is there anyone present in Carson City that would like to provide public comment to the Board?

KLAICH: No one coming to the table, Governor.

SANDOVAL: Thank you, Mr. Klaich. Is there a motion to adjourn, Agenda Item Number 7?

HAVINS: So moved.

AMERICAN OVERSIGHT

SANDOVAL: Dr. Havins has moved to adjourn. Mr. Barrett has seconded the motion. All in favor say aye. [ayes around] the motion passes unanimously. Thank you, ladies and gentlemen, this meeting is adjourned.

[end of meeting]

AMERICAN OVERSIGHT

Stephanie M. Klapstein

From: Jarad Van Wagoner <jarad.vanwagoner@rrpartners.com>
Sent: Wednesday, October 03, 2018 3:40 PM
To: Andrew Clinger; Christina Davis
Subject: Governor's Tech Summit - Itinerary and Documents
Attachments: Tech Summit_Draft Governor's Itinerary.docx; Draft_Governor Opening Remarks_Tech Summit.docx; Tech Summit - Draft Panel Script.docx; TRIC-Blockchains Proclamation.docx

Andrew and Christina

I've attached some documents for the Governor's review for the upcoming Tech Summit. There may be some changes to the timeline of the event and the Chief Brand Officer of Switch may join the panel. I'll provide any updates on Friday. For the panel script, some of the questions may change.

As of today, Elon indicated that he is still planning to be at the Tech Summit. His team is working on the dialogue between the Governor and Elon. The topics are highlighted in the attached itinerary. I will send the script as soon as I receive it from Tesla.

Also, I've attached a draft proclamation for the Governor's review. The plan, if he's good with it, is to have him read it at the end of his opening remarks. The proclamation addresses the renaming of TRIC to "Innovation Park" and designating a portion of "Innovation Park" as "Blockchains City."

We are expecting 40 to 50 attendees at the event.

The following documents are attached:

1. Draft Governor's Itinerary for the Tech Summit
2. Draft Opening Remarks
3. Draft Panel Script
4. Draft Proclamation

Please let me know if there are any questions or desired changes. I'm coordinating closely with the panelists, and especially Tesla since they are hosting the event.

Thank you for your help!
Jarad

Jarad Van Wagoner
Director of International Business & Policy
900 South Pavilion Center Drive, Las Vegas, NV 89144
jarad.vanwagoner@rrpartners.com | rrpartners.com
D 702.318.4378 M 719.651.0709

AMERICAN OVERSIGHT

A PROCLAMATION DESIGNATING THE TAHOE-RENO INDUSTRIAL CENTER "INNOVATION PARK" AND CREATING A HOME WITHIN THE PARK FOR BLOCKCHAIN-POWERED IDEAS, VENTURES AND BUSINESSES

Whereas, our everyday lives have become complicated by innumerous digital transactions, data privacy issues and mistrust about our presence in the virtual world; and

Whereas, a better world will be created through innovative solutions to these issues; and

Whereas, the State of Nevada has always welcomed visionaries ready to apply hard work and creativity to solve the toughest challenges; and

Whereas, the Tahoe-Reno Industrial Center is already a proven home for some of the world's most inventive and creative companies such as Tesla, Google and Switch; and

Whereas, today over 100 different companies use the Tahoe-Reno Industrial Center to power their business success; and

Whereas, the world is in need of a welcoming center of interaction, collaboration and incubation for additional innovators and ideas, such as blockchain technology; and

Whereas, blockchain technology has a near limitless potential to provide solutions to the world's most complex challenges, across every industry and sector; and

Whereas, this administration has endeavored to make the State of Nevada the physical center and most conducive home to the greatest innovators, including those embarking on the blockchain revolution; and

Whereas, as Governor I am proud to support Nevada's future as the worldwide center of blockchain thought and development, with all the benefits this will bring to every corner of our state.

Now, Therefore, I, Brian Sandoval, Governor of the State of Nevada do hereby designate the Tahoe-Reno Industrial Center as "Innovation Park" to honor this home of the talented and hard-working minds who are helping to power Nevada's economy of tomorrow. I further designate a portion of Innovation Park as "Blockchains City" dedicated to the worldwide movement to develop blockchain-powered ideas, ventures and businesses.

AMERICAN OVERSIGHT

GOVERNOR'S TECH SUMMIT - ITINERARY
TESLA'S GIGAFACTORY 1
OCTOBER 9TH, 2018

Time	Event/Description	Venue
2:00 – 3:45PM	Other Attendees Arrive **Expecting 40 to 50 attendees.* - Check in - Tours of Gigafactory and Panasonic manufacturing - Refreshments in Lobby	Tesla's Gigafactory 1 Electric Avenue Sparks NV 89434
3:45PM	Governor Arrive at Tesla's Gigfactory 1	Tesla's Gigafactory 1 Electric Avenue Sparks NV 89434
3:45PM	Governor enters Green Room - Meet and greet other panelists	Green Room
3:55PM	Governor transitions to just offstage in Tesla Lobby	Lobby Tesla's Gigafactory 1
4:00PM	Tech Summit Begins Welcome Remarks: Paul Anderson, GOED - Welcoming Remarks - Introduces Governor Sandoval	Lobby Tesla's Gigafactory 1
4:05-4:15PM	Opening Remarks: Governor Sandoval - Decision to run in the face of economic crisis - Status of Nevada's economy at the depths of the recession - Steps taken to make changes - Highlight wins - Current status of Nevada's economy at the end of two terms. - ***Proclamation – Rename TRIC to Innovation Park and announce the formation of Blockchains City.***	Lobby Tesla's Gigafactory 1
4:15 – 4:20PM	Transition to Discussion Between Governor Brian Sandoval and Elon Musk Paul Anderson: Brief Intro of Elon Musk and the impact of the Tesla Gigafactory on the Nevada economy Stage is switched out with two chairs in the middle	Lobby Tesla's Gigafactory 1

AMERICAN OVERSIGHT

GOVERNOR'S TECH SUMMIT - ITINERARY
TESLA'S GIGAFACTORY 1
OCTOBER 9TH, 2018

4:20 – 4:35PM	Discussion: Why Tesla chose Nevada for the Gigafactory? - Governor Brian Sandoval - Elon Musk, CEO, Tesla **Tesla is scripting a discussion around the story of how the decision was made to put the Gigafactory 1 in northern Nevada. Here are the likely topics:* -why did Tesla pick Nevada for Gigafactory -what does Gigafactory do for Tesla -how has Tesla contributed to the community -	Lobby Tesla's Gigafactory 1
4:35 – 4:40PM	Transition to Panel Discussion Paul Anderson: Brief intro of panel members and their companies Stage is switched to four, possibly five chairs with Governor Sandoval off to one side.	Lobby Tesla's Gigafactory 1
4:40 – 5:15PM	Tech Summit: Panel Discussion - Governor Brian Sandoval, Moderator - JB Straubel, CTO, Tesla - Jeff Berns, CEO, Blockchains, LLC - Shawn Watanabe, President, Panasonic Energy of North America - CBO, Switch – likely, not confirmed Questions & Answers Closing remarks by Governor Sandoval (2-3 minutes) **See separate document for panel script with questions. As of now the plan is to ask each panel member two to three questions.* **Jeff Berns will show a short 1-2 minute video as part of the answer to one of his questions. This will be to announce their upcoming event at DevCon4 in Prague later in October.* **Shawn Watanabe will have a translator to help with the Japanese/English. This will slow down questions and answers a bit.*	Lobby Tesla's Gigafactory 1

AMERICAN OVERSIGHT

GOVERNOR'S TECH SUMMIT - ITINERARY
TESLA'S GIGAFACTORY 1
OCTOBER 9TH, 2018

5:15 – 5:30PM	Company Announcement - There may be an announcement by Tesla regarding a transportation/carpool initiative.	Lobby Tesla's Gigafactory 1
5:30PM	Tech Summit Ends	
5:30 – 5:45PM	Governor Sandoval available to press for questions	
5:45PM	Governor Sandoval departs Gigafactory	

AMERICAN OVERSIGHT

GOVERNOR SANDOVAL:
GENTLEMAN, THANK YOU FOR YOUR WILLINGNESS TO PARTICIPATE IN TODAY'S PANEL DISCUSSION. I KNOW EACH OF YOU ARE BUSY MAKING GREAT THINGS HAPPEN AT YOUR RESPECTIVE COMPANIES. I'D LIKE TO TAKE THIS OPPORTUNITY TO ASK EACH OF YOU TWO OR THREE QUESTIONS REGARDING YOUR SUCCESSES AND FUTURE PLANS, OPPORTUNITIES, AND CHALLENGES.

JB, WE'LL START WITH YOU. THANK YOU AGAIN FOR HOSTING US AT THIS AMAZING, GROWING FACILITY. EVERYWHERE I TRAVEL, I'M ASKED ABOUT HOW WE GOT THE TESLA FACTORY IN NEVADA. I LOVE TO SHARE THE STORY. I ALSO LIKE TO TALK ABOUT THE CLOSE PARTNERSHIP BETWEEN TESLA AND THE STATE OF NEVADA ON WORKFORCE DEVELOPMENT. ***WHAT HAS BEEN DONE TO MEET YOUR NEEDS WITH THE TRAINING AND EDUCATION OF YOUR WORKFORCE?***

JB STRAUBEL:
3-5 MINUTE ANSWER.

GOVERNOR SANDOVAL:
THANK YOU, JB.
JEFFREY, IT'S EXCITING TO HAVE YOU ON THE PANEL. WITH YOUR RECENT LARGE LAND PURCHASE – 60,000 ACRES! - NEVADA AND THE WORLD IS EXCITED TO LEARN MORE ABOUT WHAT YOU PLAN TO DO TO CHANGE THE WORLD. **SO, WHY NEVADA AND WHAT ARE YOU PLANNING?**

JEFFREY BERNS:
THANK YOU, GOVERNOR SANDOVAL….
****BLOCKCHAINS WILL PLAY A 2 MINUTE VIDEO. JEFFREY WILL ANNOUNCE THEIR EVENT AT DEVCON4 IN PRAGUE.***

AMERICAN OVERSIGHT

GOVERNOR SANDOVAL:

THAT'S EXCITING NEWS, JEFFREY. I LOOK FORWARD TO LEARNING MORE.

MR. WATANABE, IT IS WONDERFUL TO HAVE PANASONIC IN NEVADA PARTNERING WITH TESLA IN THE MANUFACTURING OF CYLINDRICAL LITHIUM-ION CELLS. **RELATED TO THE QUESTION THAT I ASKED JB, WHAT IS YOUR CHALLENGE IN FINDING TALENT IN NORTHERN NEVADA?**

MR. WATANABE:

ANSWER

GOVERNOR SANDOVAL:

THANK YOU, MR. WATANABE. ONE MORE QUESTION FOR YOU. **WHAT INFRASTRUCTURE IS NEEDED TO ALLOW PANASONIC TO CONTINUE TO EXCEL IN ITS OPERATIONS?**

MR. WATANABE:

ANSWER

GOVERNOR SANDOVAL:

JEFFREY AND JB, SAME QUESTION TO EACH OF YOU. ***WHAT DO YOU SEE AS THE MOST PRESSING INFRASTRUCTURE NEED FOR THE TENANTS AT TRIC?***

JEFFREY BERNS:

ANSWER

JB STRAUBEL:

ANSWER

GOVERNOR SANDOVAL:

THANK YOU. I LOOK FORWARD TO SEEING THE IMPROVEMENTS MADE AND THEIR IMPACT.

JEFFREY, THERE ARE A LOT OF QUESTIONS ABOUT BLOCKCHAIN TECHNOLOGY AND HOW IT

AMERICAN OVERSIGHT

CAN BE USED. WE KNOW IT'S MORE THAN JUST CRYPTOCURRENCY. THE GOVERNMENT OF ESTONIA USES BLOCKCHAIN TECHNOLOGY FOR OFFICIAL GOVERNMENT RECORDS AND TRANSACTIONS. ***WHEN YOU THINK ABOUT THE POTENTIAL USES OF BLOCKCHAIN TECHNOLOGY, WHAT CURRENT OR POTENTIAL USE EXCITES YOU THE MOST?***

JEFFREY BERNS:

ANSWER

GOVERNOR SANDOVAL:

I WILL BE WATCHING CLOSELY AS THE USE OF BLOCKCHAIN TECHNOLOGY CONTINUES TO DEVELOP AND SPREAD.

JB, AS PRODUCTION AND OPERATIONS GROW AT GIGAFACTORY ONE, YOU WILL REQUIRE MORE ENERGY AND MORE RESOURCES. I KNOW THAT SUSTAINABILITY IS IMPORTANT TO TESLA. ***HOW DOES TESLA PLAN TO CONTINUE TO MEET IT'S SUSTAINABILITY GOALS?***

JB STRAUBEL:

ANSWER

GOVERNOR SANDOVAL:

THANK YOU. ONE LAST QUESTION FOR EACH OF YOU. ***IN TWO OR THREE SENTENCES WHAT DO YOU THINK IS THE MOST EXCITING CHALLENGE OR OPPORTUNITY THAT WILL BE ADDRESSED BY NEW TECHNOLOGY THAT IS ALREADY BEING DEVELOPED?***

MR. WATANABE:

ANSWER

JEFFREYREY BERNS:

ANSWER

AMERICAN OVERSIGHT

JB STRAUBEL:

ANSWER

GOVERNOR SANDOVAL:

GENTLEMEN, THANK YOU FOR YOUR TIME TODAY AND YOUR WONDERFUL INSIGHTS. THANK YOU FOR YOU WILLINGNESS TO DO BUSINESS IN NEVADA AND FOR YOUR GLOBAL OUTLOOK IN THE WAY YOU APPROACH THE MARKET. YOU ARE THE NEW NEVADA!

LADIES AND GENTLEMEN, THANK YOU FOR BEING HERE TODAY. EACH OF YOU ARE DIRECT PARTICIPANTS IN THIS EFFORT TO CREATE THE NEW NEVADA, WHILE PRESERVING THE BEST OF WHAT CAME BEFORE. IT'S AN HONOR AND PLEASURE TO WORK WITH YOU.

THANK YOU! AND GOD BLESS!

AMERICAN OVERSIGHT

THANK YOU, PAUL FOR THE KIND INTRODUCTION.

LADIES AND GENTLEMEN, IT IS AN HONOR TO BE HERE AT TESLA'S GIGAFACTORY ONE. TO CELEBRATE THE ACHIEVEMENTS OF THE PAST EIGHT YEARS. IT IS EQUALLY EXCITING TO LOOK TO WHAT THE FUTURE WILL BRING. THIS TECH SUMMIT IS AN OPPORTUNITY FOR US TO DO JUST THAT – CELEBRATE WHAT WE HAVE ACCOMPLISHED WITH AN EYE FOCUSED ON THE FUTURE – THE FUTURE THAT WILL BE CREATED AND DRIVEN BY THE DEMAND FOR NEW TECHNOLOGIES THAT WILL DRIVE JOB GROWTH AND IMPROVE THE LIVES OF NEVADANS.

EIGHT YEARS AGO, AT THIS TIME, I WAS IN THE FINAL MONTH OF MY CAMPAIGN FOR THE OFFICE OF GOVERNOR. FRIENDS AND COLLEAGUES ASKED ME WHY I WOULD EVER CONSIDER LEAVING A LIFETIME APPOINTMENT ON THE FEDERAL BENCH TO RUN FOR OFFICE IN THE MIDDLE OF A DESTRUCTIVE RECESSION. NEVADA WAS THE HARDEST HIT STATE. IN 2011, THE UNEMPLOYMENT RATE IN NEVADA SPIKED AT OVER 14%. NEVADA LOST OVER 175,000 JOBS. WE LED THE NATION IN HOME FORECLOSURES. I DECIDED TO RUN BECAUSE I LOVE NEVADA AND KNEW WE COULD DO BETTER.

UPON TAKING OFFICE, HARD DECISIONS HAD BE MADE, BUT AT THE SAME TIME WE HAD TO LOOK TO THE FUTURE. WE HAD TO SET A NEW PATH; I KNEW WE NEEDED TO DIVERSIFY OUR ECONOMY. TRADITIONALLY, OUR ECONOMY WAS DRIVEN BY MINING AND GAMING AND HOSPITALITY. THOSE HAD TO REMAIN A VITAL PART OF THE ECONOMY GOING FORWARD, BUT WE HAD TO EXPAND BEYOND THAT.

AMERICAN OVERSIGHT

AS GOVERNOR, I CREATED THE GOVERNOR'S OFFICE OF ECONOMIC DEVELOPMENT. PREVIOUSLY, THE RESPONSIBILITY WAS WITH THE LIEUTENANT GOVERNOR. BUT WE HAD TO ELEVATE THE FOCUS ON ECONOMIC DEVELOPMENT – IT BECAME ONE OF MY TOP PRIORITIES. I BROUGHT IN GREAT TALENT TO RUN THE GOVERNOR'S OFFICE OF ECONOMIC DEVELOPMENT – STEVE HILL, WHO NOW HEADS THE LAS VEGAS CONVENTION AND VISITORS AUTHORITY, AND NOW PAUL ANDERSON. WE FOCUSED ON IDENTIFYING SECTORS THAT COULD GROW AND STRENGTHEN THE ECONOMY AND CREATE NEW JOBS. THESE SECTORS INCLUDED DRONE TECHNOLOGY, WATER TECHNOLOGY, AUTOMOUS VEHICLES, AND OTHERS. WE PASSED LEGISLATION TO GOVERN THE TESTING AND USE OF THESE TECHNOLOGIES IN NEVADA IN AN EFFORT TO ATTRACT BUSINESSES AND ENTREPRENEURS. WE CREATED WATERSTART, A WATER TECHNOLOGY CENTER OF EXCELLENCE. NEVADA WAS SELECTED AS ONE OF SIX NATIONAL TEST SITES FOR UNMANNED AERIAL PLATFORMS. WE CREATED THE NEVADA INSTITUTE OF AUTONOMOUS SYSTEMS TO DRIVE GROWTH IN THE DRONE SECTOR.

WORKING WITH THE STATE LEGISLATURE WE ESTABLISHED BUSINESS INCENTIVES TO ATTRACT NEW BUSINESSES. I TRAVELED GLOBALLY TO PROMOTE NEVADA. IN OUR EFFORT TO DIVERSIFY, WE PURSUED NEW OPTIONS THAT MIGHT HAVE SEEMED OUT OF OUR REACH PREVIOUSLY. THE DECISION BY TESLA TO BUILD THE GIGAFACTORY IN NORTHERN NEVADA WAS A MAJOR WIN THAT HAS HAD FAR REACHING RESULTS. IT HAS CAUSED OTHER BUSINESS LEADERS TO ASK: WHY NEVADA?

AMERICAN OVERSIGHT

IN OUR EFFORTS TO DIVERSIFY THE ECONOMY, TO PURSUE JOBS THAT REQUIRED GREATER TECHNICAL SKILLS, AND WITH THE COMING OF TESLA, WE KNEW WE HAD TO FOCUS ON IMPROVING OUR EDUCATION AT ALL LEVELS. IN 2015 WE PASSED SWEEPING CHANGES TO EDUCATION THAT INCLUDED AN INVESTMENT OF $343 MILLION TO PREPARE STUDENTS TO MEET THE NEEDS OF THE NEW NEVADA ECONOMY. I'VE PUSHED FOR ADDITIONAL INVESTMENTS IN HIGHER EDUCATION. HAND-IN-HAND WITH PRIMARY AND HIGHER EDUCATION, I HAVE FOCUSED ON THE NEED FOR COMPREHENSIVE WORKFORCE DEVELOPMENT TO PREPARE OUR NEVADANS FOR JOBS LIKE THOSE AT THE GIGAFACTORY. IN FACT, WE HAVE WORKED DIRECTLY WITH TESLA, PANASONIC, AND OTHER GREAT EMPLOYERS TO MAKE SURE THAT THE STATE IS FOCUSED ON PROVIDING EDUCATION AND TRAINING TO MEET THEIR NEEDS. I CREATED THE GOVERNOR'S OFFICE OF WORKFORCE INNOVATION TO WORK WITH OUR EMPLOYERS AND EDUCATORS TO PREPARE NEVADANS FOR THE NEW NEVADA.

ACROSS THE STATE, OUR EFFORTS ARE PAYING OFF. WE HAVE REPLACED ALL OF THE JOBS THAT WERE LOST AND ADDED MANY MORE. AS OF AUGUST 2018, THE UNEMPLOYMENT RATE FOR NEVADA IS 4.5%. WE ARE IN THE TOP 5 STATES FOR THE BEST BUSINESS CLIMATES. IN SOUTHERN NEVADA, WE HAVE SEEN MORE ADVANCED MANUFACTURERS MOVING IN AND EXPANDING, THE RAIDERS WILL CALL LAS VEGAS HOME IN A NEW STADIUM. HERE IN NORTHERN NEVADA, WE HAVE SEEN COMPANIES LIKE GOOGLE, APPLE, WAL-MART AND OTHERS MOVE IN. TODAY IT'S EXCITING TO WELCOME BLOCKCHAINS, LLC TO THIS COMMUNITY OF CUTTING-EDGE BUSINESSES, INDUSTRY AND WORLD LEADERS. BLOCKCHAINS MADE WAVES BY PURCHASING OVER 60,000 ACRES OF LAND HERE AT TRIC.

AMERICAN OVERSIGHT

TOGETHER THE COMPANIES HERE ARE DEVELOPING AND UTILIZING EXCITING NEW TECHNOLOGIES THAT WILL DRIVE GROWTH AND IMPROVE LIVES ACROSS THE GLOBE.

IT IS THE DEMAND, THE NEED AND THE DEVELOPMENT FOR NEW TECHNOLOGIES THAT HAS BROUGHT US TOGETHER TODAY FOR THIS TECH SUMMIT. I LOOK FORWARD TO OUR DISCUSSIONS TODAY, TO REVIEW HOW WE GOT HEAR, BUT EVEN MORE IMPORTANTLY TO LOOK AHEAD.

AMERICAN OVERSIGHT

File Meeting Help Tell me what you want to do

Delete | Accept | Tentative | Decline | Propose New Time | Respond | Meeting Notes | Calendar | Sheriff | Team Email | Reply & Delete | To Manager | Done | Create New | Move | Rules | Assign Policy | Mark Unread | Categorize | Follow Up | Translate | Find | Related | Select | Read Aloud | Zoom | Insights | Phish Alert Report

Delete | Respond | Meeting Notes | Calendar | Quick Steps | Move | Tags | Editing | Speech | Zoom | Phish Alert

Govs Only Opportunity Zones

JR

Jessica Reed <jessica@nevadadc.org>

Required Pam Robinson; Tyler Klimas

Accept | Tentative | Decline | Propose New Time | ...

None

This meeting has been adjusted to reflect your current time zone. It was initially created in the following time zone: (UTC-07:00) Mountain Time (US & Canada).

Friday, July 20, 2018 2:45 PM-4:00 PM Grand Ballroom B, Eldorado

2 PM

3 PM **Govs Only Opportunity Zones**
Grand Ballroom B, Eldorado
Jessica Reed

4 PM

AMERICAN OVERSIGHT

Stephanie M. Klapstein

From: Robert Klein <bobklein@klein-financial.com>
Sent: Friday, July 20, 2018 5:18 PM
To: Michael Holliday
Cc: Alan Bogomilsky; Elizabeth Tafeen; Chip Bowlby; JoelGrace
Subject: Income Averaging And Property Tax Exemption on Tax Credit Units

Michael,

Have you received an email from the Accessor's office that confirms that tax credit units at 80% of median will receive property tax exemption, in projects receiving Home Funds, as covered by the new IRS Income Averaging Program (with the average affordable unit at 60% of median)? In order to go forward with the program for teachers and veterans we need this confirmation in writing for the Sierra Summit project. Could you please call them and help them with the wording if they have not sent it? They may be hesitating because they do not technically know how to refer to the 80% of median units that were referenced under the Income Averaging Program, again restricted to projects with Home Funds. Thank you in advance for anything you might do. We would like to get this program refined and submitted to your department, for review, prior to releasing it to the Washoe County Schools administration.

Thank you,

Bob Klein
President | Klein Financial Corporation
550 S. California Ave, Suite 330 | Palo Alto, CA 94306
O: (650) 833-0100 | bobklein@klein-financial.com

The information contained in this message (and attachments) is confidential and may be legally privileged. The message is intended solely for the addressee(s). If you are not the intended recipient, you are hereby notified that any use, dissemination, or reproduction is strictly prohibited and may be unlawful. If you are not the intended recipient please contact the sender by return e-mail and destroy all copies of the original message and attachments.

AMERICAN OVERSIGHT

Stephanie M. Klapstein

From: Milken Institute <events@milkeninstitute.org>
Sent: Thursday, December 20, 2018 5:02 AM
To: Daniel Schwartz
Subject: Introducing the 2019 Milken Institute MENA Summit Session & Speaker Highlights

View web version



February 12 - 13, 2019 | St. Regis Saadiyat Island, Abu Dhabi, UAE

Dear Daniel,

The Milken Institute cordially invites you to join us at the second annual **Milken Institute MENA Summit**, February 12-13, 2019, at the St. Regis Saadiyat Island in Abu Dhabi, United Arab Emirates.

This year's theme of *Navigating a World in Transition* will focus on timely and pressing topics such as modernizing economies across the globe, prioritizing investments in health-care systems, adapting regional workforces to technological innovations, and many other provocative issues.

Regional speakers will include:

AMERICAN OVERSIGHT



- **His Excellency Ambassador Yousef Al Otaiba**, Ambassador of the United Arab Emirates to the United States of America
- **His Excellency Khaldoon Khalifa Al Mubarak**, Board of Directors, Group CEO and Managing Director, Mubadala Investment Company
- **Her Excellency Noura bint Mohammed Al Kaabi**, Minister of Culture and Knowledge Development, United Arab Emirates
- **His Excellency Youssef Boutros-Ghali**, Former Minister of Finance, Egypt; Former Chairman, IMF Committee
- **Uche Orji**, Managing Director and CEO, Nigeria Sovereign Investment Authority
- **Mohammed Alardhi**, Executive Chairman, Investcorp; Former Chief, Oman Airforce
- **Naguib Sawiris**, Chairman, Orascom
- **His Excellency Salaheddine Mezouar**, President, General Confederation of Moroccan Enterprises; Former Minister of Foreign Affairs and Former Minister of Finance, Morocco

Sessions at this year's event will include:

- Maintaining Competitiveness Amidst Global Trade Disruption
- Impact of Technological Advancement on Global Capital Markets
- Africa: The Next Frontier for Fund Investors
- World-class Healthcare: Investing in Biomedical Innovation
- Emergence of Venture Capital Mega-Funds

AMERICAN OVERSIGHT

- Global Food Security and the Role of Technology

The event program and full list of regional and international speakers will be made available in January 2019.

Please use the Priority Code below when registering:
GCMAC-MA2019MIG

REGISTER

Unable to attend?

For general inquiries, please visit our FAQ page. Any additional questions can also be directed to events@milkeninstitute.org.

If you'd prefer not to receive emails like this from Milken Institute in the future please click here.

Your privacy is important to us. Please review the Milken Institute Privacy Policy.

#MIGlobal

MILKEN INSTITUTE
SANTA MONICA | WASHINGTON | LONDON | SINGAPORE

© 2018 Milken Institute. All rights reserved.
1250 Fourth Street | Santa Monica, CA 90401 | +1 310 570 4600

AMERICAN OVERSIGHT

Stephanie M. Klapstein

From: Milken Institute <events@milkeninstitute.org>
Sent: Monday, March 12, 2018 12:55 PM
To: Daniel Schwartz
Cc: sldombrowski@nevadatreasurer.gov
Subject: Invitation to the GCMAC Conference Call - Q1 2018



Dear Daniel,

Please join us Tuesday, **March 20, 2018 at 5:00 PM – 6:00 PM PST**, for our **Q1 GCMAC Conference Call**. This is an opportunity to have a wide-ranging conversation on the global markets with **Michael Milken**, chairman of the Milken Institute; **Christopher Ailman**, co-chairman of GCMAC and chief investment officer of the California State Teachers' Retirement System; **Hiromichi Mizuno**, co-chairman of GCMAC, executive managing director and chief investment officer of Japan's GPIF; and featuring perspectives from several of our members.

In addition to quarterly conference calls, GCMAC comes together at our major conferences and summits. The Milken Institute will next be convening GCMAC at our annual **Global Conference (April 29 – May 2 in Los Angeles)**. The theme of this year's conference is "Navigating a World in Transition." In both the Q1 GCMAC Conference Call and Global Conference, GCMAC will be exploring regional developments and the state of global markets, among other topics.

RSVP FOR THE CALL

Unable to attend? Click here

Please also save these dates for Institute events and GCMAC programming coming up:

- **Global Conference** – April 29 – May 2, 2018 (Los Angeles)

AMERICAN OVERSIGHT

- **Asia Summit** – September 13 – 14, 2018 (Singapore)
- **London Summit** – December 4, 2018 (London)

About our speakers:

Michael Milken
Mike Milken, chairman of the Milken Institute, has been at the forefront of successful initiatives in medical research, education, public health and access to capital for more than four decades. *Fortune* magazine called him "The Man Who Changed Medicine" and a recent *Forbes* cover listed him among "Visionaries Reimagining Our Children's Future." In 1982, he formalized previous philanthropy by co-founding the Milken Family Foundation. He also chairs *FasterCures*, which speeds progress against all life-threatening diseases. He hosted the Milken Institute Future of Health Summit in Washington, D.C., October 23-24, 2017, and will host the 21st annual Milken Institute Global Conference, April 29-May 2, 2018, in Los Angeles. The Milken Institute School of Public Health at George Washington University was named to recognize an Institute gift. As a financier, Mike is often said to have revolutionized modern capital markets by pricing and rewarding risk more efficiently. The thousands of companies he financed created millions of jobs.

A graduate of the University of California at Berkeley, Mike earned his M.B.A. at the Wharton School. He and his wife of 48 years, Lori, have three children and nine grandchildren. For more information, see mikemilken.com.

Christopher Ailman
Christopher Ailman is chief investment officer of the $202 billion California State Teachers' Retirement System, the largest teachers' fund and the second-largest pension fund in the United States. As chief investment officer, he leads an investment staff of 155 across eight divisions. Ailman has more than 30 years of institutional investment management experience. He is co-chair of the Milken Institute's Global Capital Markets Advisory Council. Ailman has received numerous awards and recognitions, including the aiCIO Innovation Award, and was named the No. 3 chief investment officer in the world by aiCIO magazine in 2013. He is a regular guest on CNBC and Bloomberg radio and TV. Ailman earned a B.A. in business economics from the University of California, Santa Barbara, and received his certified financial planner designation from the University of Southern California.

Hiromichi Mizuno
Hiromichi Mizuno is executive managing director and chief investment officer of Japan's Government Pension Investment Fund. Previously, he was a partner at Collar Capital, a London based private-equity firm, and

AMERICAN OVERSIGHT
NV-DA-20-0615-A-001761

held senior posts at Sumitomo Trust & Banking Co., Ltd. Mizuno is an executive advisor to the Hiroshima Innovation Platform and to the Japanese Cabinet on Health Care and Medical Promotion Strategy. He is a guest professor at the Osaka University Graduate School of Medicine and the Kindai University Global Economic Research Center. He is also an advisor to Kyoto University's Center for iPS Cell Research and Applications, as well as a senior fellow at the Tel Aviv University Graduate School of Management. Mizuno holds a B.A. from Osaka City University and an M.B.A. from Northwestern University's Kellogg School of Management

Regards,

Sean Sandbach
Director, Business and Program Development
Milken Institute
Office: +1 310 570 4604
Mobile: +1 310 490 9934
milkeninstitute.org

About **GCMAC**: For nearly a decade, GCMAC has provided CIOs of the world's largest pension funds, endowments, foundations, insurance companies and sovereign wealth funds with a private, off-the-record forum to discuss the opportunities and challenges facing institutional investors. Featuring investors who represent more than $20 trillion in assets under management, these curated roundtable discussions are designed to help investors understand immediate and long-term macroeconomic trends. In coming to Global Conference, you will receive an invitation to participate in one of these discussions as well as invitations to a number of private meetings and roundtables that are available to GCMAC members.



© 2018 Milken Institute
1250 Fourth Street | Santa Monica, CA 90401 | +1 (310) 570-4600
Privacy Policy | Unsubscribe from all emails



AMERICAN OVERSIGHT

Stephanie M. Klapstein

From: Milken Institute <events@milkeninstitute.org>
Sent: Friday, April 20, 2018 11:49 AM
To: Daniel Schwartz
Cc: sldombrowski@nevadatreasurer.gov
Subject: Invitation: 2018 Global Conference Private Lunch

View web version

Invitation: Private Welcome Lunch

Saturday, April 28, 2018

We are delighted that you will be attending the **Milken Institute Global Conference**. As part of your itinerary, we would like to extend an invitation to an exclusive lunch, home tour and off-the-record conversation. Past hosts include Frank Luntz, Michael Ovitz, Normal Lear, Jane and Marc Nathanson, among others.

Please indicate below whether you will be able to join us for this exclusive event.

RSVP by Monday, April 23
Registration is required to attend.

Click here to build your personal itinerary

Saturday, April 28, 2018
12:00 PM - 2:00 PM Private Lunch**

Space is limited and advanced registration will be required in order to attend. This invitation is also non-transferable and will be confirmed on a first-come, first-served basis.

AMERICAN OVERSIGHT

Dress: Business Casual Attire

Transportation: Shuttles will be provided from The Beverly Hilton and return guests to the same location at the conclusion of the event.

***For your safety and security, we are unable to release the event location at this time. Registered attendees will be informed of the venue in advance of the event.*

If you'd prefer not to receive emails like this from The Milken Institute in the future click here.

Your privacy is important to us. Please review the Milken Institute Privacy Policy.



#MIGlobal

MILKEN INSTITUTE
SANTA MONICA | WASHINGTON | LONDON | SINGAPORE

© 2018 Milken Institute. All rights reserved.
1250 Fourth Street | Santa Monica, CA 90401 | +1 310 570 4600



AMERICAN OVERSIGHT

Stephanie M. Klapstein

From: Google Calendar <calendar-notification@google.com> on behalf of kaya@kayabromley.com
Sent: Monday, February 18, 2019 4:18 PM
To: darmstrong@diversifynevada.com; jberkich@aol.com; kyle@tdcnv.com; KAThomas@washoecounty.us; asilver@thechambernv.org; mpagni@mcdonaldcarano.com; csantilena@celticbank.com; mike.bosma@claconnect.com; matthew.moore@diversifynevada.com; kelly@audacityfundreno.com; aornelas@cityofsparks.us; thomasb@reno.gov; par@tdcnv.com; drthornley@hollandhart.com; ashley.young@communityventuresre.com; jensena@reno.gov; kazmierski@edawn.org; Joel Grace; erin@cliftand.co; jsolari@jasolariandpartners.com; dsolaro@washoecounty.us; sdriscoll@cityofsparks.us; hlidholm@primehealthcare.com; mcardle@edawn.org; Karen Nichols; Diane Baranowski; david.newell@communityventuresre.com; Tom Ortiz; astettinski@downtownreno.org; jennie@s3devco.com; kaya Bromley; csutherland@primehealthcare.com; jboulware@bhwk.com; kschnog@business.nv.gov; meclark@washoecounty.us; cetem@fclaw.com; christopher.mann@communityventuresre.com; randi@hausofreed.com; ntscheekar@nevadafund.org; Opportunity Summit; Chip Bowlby; carole@rmdnevada.com; mdigesti@blockchains.com; caskin@nevadafund.org; blucey@washoecounty.us; jlarow@housing.nv.gov; bkieckhefer@mcdonaldcarano.com; khightower@gov.nv.gov; Patrick Cashell; chris.coombs@communityventuresre.com; crmyers@hollandhart.com; blake@s3devco.com; sjohns@blockchains.com; limpertj@reno.gov; Allison Gorelick; ethan@cliftand.co; mhix@firstindependentnv.com; erwin@edawn.org; michael.schnabel@communityventuresre.com; weberb@reno.gov; ssciarani@blockchains.com; Stan Thomas; gerrit.hillebrand@communityventuresre.com; kaya.bromley@communityventuresre.com; frank@leporiconstruction.com; dreese@reesekintz.com; chunt@appliedanalysis.com; ahaskin@nnda.org; tyler@tollesdevelopment.com; Abbi Whitaker
Subject: Invitation: OZ Summit - Task Force Meeting Thursday, Feb 21th @9am @ Thu Feb 21, 2019 5pm - 6pm (UTC) (darmstrong@diversifynevada.com)
Attachments: attachment.ics; invite.ics

more details »

OZ Summit - Task Force Meeting Thursday, Feb 21th @9am

When Thu Feb 21, 2019 5pm – 6pm Coordinated Universal Time

Where Bosma Business Center, 401 Ryland Street, Reno, NV 89502 (map)

Joining info meet.google.com/hnc-sprc-cgo

Or dial: +1 413-752-0897 PIN: 465198294#

Calendar darmstrong@diversifynevada.com

Who
- kaya@kayabromley.com - organizer
- jberkich@aol.com
- kyle@tdcnv.com
- KAThomas@washoecounty.us
- asilver@thechambernv.org
- mpagni@mcdonaldcarano.com
- csantilena@celticbank.com
- mike.bosma@claconnect.com
- matthew.moore@diversifynevada.com

AMERICAN OVERSIGHT

- kelly@audacityfundreno.com
- aornelas@cityofsparks.us
- thomasb@reno.gov
- par@tdcnv.com
- drthornley@hollandhart.com
- ashley.young@communityventuresre.com
- jensena@reno.gov
- kazmierski@edawn.org
- Joel Grace
- erin@cliftand.co
- jsolari@jasolariandpartners.com
- dsolaro@washoecounty.us
- sdriscoll@cityofsparks.us
- hlidholm@primehealthcare.com
- mcardle@edawn.org
- Karen Nichols
- Diane Baranowski
- david.newell@communityventuresre.com
- Tom Ortiz
- astettinski@downtownreno.org
- jennie@s3devco.com
- darmstrong@diversifynevada.com
- kaya Bromley
- csutherland@primehealthcare.com
- jboulware@bhwk.com
- kschnog@business.nv.gov
- meclark@washoecounty.us
- cetem@fclaw.com
- christopher.mann@communityventuresre.com
- randi@hausofreed.com
- ntscheekar@nevadafund.org
- Opportunity Summit
- Chip Bowlby
- carole@rmdnevada.com
- mdigesti@blockchains.com
- caskin@nevadafund.org
- blucey@washoecounty.us
- jlarow@housing.nv.gov
- bkieckhefer@mcdonaldcarano.com
- khightower@gov.nv.gov
- Patrick Cashell
- chris.coombs@communityventuresre.com
- crmyers@hollandhart.com
- blake@s3devco.com
- sjohns@blockchains.com

AMERICAN OVERSIGHT

- limpertj@reno.gov
- Allison Gorelick
- ethan@cliftand.co
- mhix@firstindependentnv.com
- erwin@edawn.org
- michael.schnabel@communityventuresre.com
- weberb@reno.gov
- ssciarani@blockchains.com
- Stan Thomas
- gerrit.hillebrand@communityventuresre.com
- kaya.bromley@communityventuresre.com
- frank@leporiconstruction.com
- dreese@reesekintz.com
- chunt@appliedanalysis.com
- ahaskin@nnda.org
- tyler@tollesdevelopment.com
- Abbi Whitaker

From: Kaya Bromley
Date: Monday, February 18, 2019 at 4:14 PM
Subject: OZ Summit - Task Force Meeting Thursday, Feb 21th @9am

Hello Everyone:

We are only one month away from the Northern Nevada Opportunity Zone Summit and we need all hands on deck.

Here is the info for our next Opportunity Zone Task Force Meeting:
When: Thursday, February 21st, 9-10 am
Where: Bosma Business Center, 401 Ryland Street, Reno, NV 89502
RSVP: info@renozoneadvisors.com
Dial In Info: 712-770-4035 PIN: 629961#

Here is the link to the Summit Website: http://renozonesummit.com/

BIG NEWS: We were able to get Steve Glickman to be our Keynote Speaker! Steve is former White House Economic Advisor, former CEO of EIG, and chief architect of OZ. This is a huge deal for us to be able to get him here. He is going to be our lunch keynote, a special guest panelist for our OZ Pitchfest, and will be at the VIP Cocktail Reception afterward. Now we just need all of your help to fill the seats and get more sponsors.

The purpose of this week's meeting is as follows:
• To go over the agenda and logistics
• Talk about Sponsors
• Talk about what involvement the Task Force members would like to have
• Update you on all of the OZ deals and funds who have been coming out of the woodwork since we announced this – there are lots of potential deals and dollars looking to come here.

Please plan to be there or to dial in that day.

Email me directly with any questions.

Best Regards,

AMERICAN OVERSIGHT

Kaya
Kaya Bromley, JD/MSW
General Counsel/Partner
Mobile: 248-302-4656
Email: kaya.bromley@communityventuresre.com
Website: http://communityventuresre.com/
LinkedIn: http://linkedin.com/in/kayabromley

Going (darmstrong@diversifynevada.com)? **Yes** - **Maybe** - **No** more options »

Invitation from Google Calendar

You are receiving this courtesy email at the account darmstrong@diversifynevada.com because you are an attendee of this event.

To stop receiving future updates for this event, decline this event. Alternatively you can sign up for a Google account at https://www.google.com/calendar/ and control your notification settings for your entire calendar.

Forwarding this invitation could allow any recipient to modify your RSVP response. Learn More.

Stephanie M. Klapstein

From: Google Calendar <calendar-notification@google.com> on behalf of kaya@kayabromley.com
Sent: Monday, February 18, 2019 5:20 PM
To: darmstrong@diversifynevada.com; jberkich@aol.com; kyle@tdcnv.com; KAThomas@washoecounty.us; asilver@thechambernv.org; mpagni@mcdonaldcarano.com; csantilena@celticbank.com; mike.bosma@claconnect.com; matthew.moore@diversifynevada.com; kelly@audacityfundreno.com; aornelas@cityofsparks.us; thomasb@reno.gov; par@tdcnv.com; drthornley@hollandhart.com; ashley.young@communityventuresre.com; jensena@reno.gov; kazmierski@edawn.org; Joel Grace; erin@cliftand.co; jsolari@jasolariandpartners.com; dsolaro@washoecounty.us; sdriscoll@cityofsparks.us; hlidholm@primehealthcare.com; mcardle@edawn.org; Karen Nichols; Diane Baranowski; david.newell@communityventuresre.com; Tom Ortiz; astettinski@downtownreno.org; jennie@s3devco.com; kaya Bromley; csutherland@primehealthcare.com; jboulware@bhwk.com; kschnog@business.nv.gov; meclark@washoecounty.us; cetem@fclaw.com; christopher.mann@communityventuresre.com; randi@hausofreed.com; ntscheekar@nevadafund.org; Opportunity Summit; Chip Bowlby; carole@rmdnevada.com; mdigesti@blockchains.com; caskin@nevadafund.org; blucey@washoecounty.us; jlarow@housing.nv.gov; bkieckhefer@mcdonaldcarano.com; khightower@gov.nv.gov; Patrick Cashell; chris.coombs@communityventuresre.com; crmyers@hollandhart.com; blake@s3devco.com; sjohns@blockchains.com; limpertj@reno.gov; Allison Gorelick; ethan@cliftand.co; mhix@firstindependentnv.com; erwin@edawn.org; michael.schnabel@communityventuresre.com; weberb@reno.gov; ssciarani@blockchains.com; Stan Thomas; gerrit.hillebrand@communityventuresre.com; kaya.bromley@communityventuresre.com; frank@leporiconstruction.com; dreese@reesekintz.com; chunt@appliedanalysis.com; ahaskin@nnda.org; tyler@tollesdevelopment.com; Abbi Whitaker
Subject: Invitation: Re: OZ Summit - Task Force Alternate Conference Call Frid... @ Fri Feb 22, 2019 5pm - 6pm (UTC) (darmstrong@diversifynevada.com)
Attachments: attachment.ics; invite.ics

more details »

Re: OZ Summit - Task Force Alternate Conference Call Friday at 9am pst.

When Fri Feb 22, 2019 5pm – 6pm Coordinated Universal Time

Where 712-770-4035 PIN: 629961# (map)

Joining info meet.google.com/nef-agyp-hgs

Or dial: +1 224-801-2189 PIN: 867035835#

Calendar darmstrong@diversifynevada.com

Who
- kaya@kayabromley.com - organizer
- jberkich@aol.com
- kyle@tdcnv.com
- KAThomas@washoecounty.us
- asilver@thechambernv.org
- mpagni@mcdonaldcarano.com
- csantilena@celticbank.com
- mike.bosma@claconnect.com
- matthew.moore@diversifynevada.com

AMERICAN OVERSIGHT

- kelly@audacityfundreno.com
- aornelas@cityofsparks.us
- thomasb@reno.gov
- par@tdcnv.com
- drthornley@hollandhart.com
- ashley.young@communityventuresre.com
- jensena@reno.gov
- kazmierski@edawn.org
- Joel Grace
- erin@cliftand.co
- jsolari@jasolariandpartners.com
- dsolaro@washoecounty.us
- sdriscoll@cityofsparks.us
- hlidholm@primehealthcare.com
- mcardle@edawn.org
- Karen Nichols
- Diane Baranowski
- david.newell@communityventuresre.com
- Tom Ortiz
- astettinski@downtownreno.org
- jennie@s3devco.com
- darmstrong@diversifynevada.com
- kaya Bromley
- csutherland@primehealthcare.com
- jboulware@bhwk.com
- kschnog@business.nv.gov
- meclark@washoecounty.us
- cetem@fclaw.com
- christopher.mann@communityventuresre.com
- randi@hausofreed.com
- ntscheekar@nevadafund.org
- Opportunity Summit
- Chip Bowlby
- carole@rmdnevada.com
- mdigesti@blockchains.com
- caskin@nevadafund.org
- blucey@washoecounty.us
- jlarow@housing.nv.gov
- bkieckhefer@mcdonaldcarano.com
- khightower@gov.nv.gov
- Patrick Cashell
- chris.coombs@communityventuresre.com
- crmyers@hollandhart.com
- blake@s3devco.com
- sjohns@blockchains.com

AMERICAN OVERSIGHT

- limpertj@reno.gov
- Allison Gorelick
- ethan@cliftand.co
- mhix@firstindependentnv.com
- erwin@edawn.org
- michael.schnabel@communityventuresre.com
- weberb@reno.gov
- ssciarani@blockchains.com
- Stan Thomas
- gerrit.hillebrand@communityventuresre.com
- kaya.bromley@communityventuresre.com
- frank@leporiconstruction.com
- dreese@reesekintz.com
- chunt@appliedanalysis.com
- ahaskin@nnda.org
- tyler@tollesdevelopment.com
- Abbi Whitaker

From: Kaya Bromley
Date: Monday, February 18, 2019 at 5:17 PM
Subject: Re: OZ Summit - Task Force Alternate Conference Call Friday at 9am pst.

For those of you who cannot make it to the in-person meeting, we are also holding a conference call on Friday at 9am. Here is the dial in info:
Dial In Info: 712-770-4035 PIN: 629961#

If you cannot make any of these and want to talk to me directly, just call my cell – 248-302-4656

From: Kaya Bromley
Date: Monday, February 18, 2019 at 4:14 PM
Subject: OZ Summit - Task Force Meeting Thursday, Feb 21th @9am

Hello Everyone:

We are only one month away from the Northern Nevada Opportunity Zone Summit and we need all hands on deck.

Here is the info for our next Opportunity Zone Task Force Meeting:
When: Thursday, February 21st, 9-10 am
Where: Bosma Business Center, 401 Ryland Street, Reno, NV 89502
RSVP: info@renozoneadvisors.com
Dial In Info: 712-770-4035 PIN: 629961#

Here is the link to the Summit Website: http://renozonesummit.com/

BIG NEWS: We were able to get Steve Glickman to be our Keynote Speaker! Steve is former White House Economic Advisor, former CEO of EIG, and chief architect of OZ. This is a huge deal for us to be able to get him here. He is going to be our lunch keynote, a special guest panelist for our OZ Pitchfest, and will be at the VIP Cocktail Reception afterward. Now we just need all of your help to fill the seats and get more sponsors.

AMERICAN OVERSIGHT

The purpose of this week's meeting is as follows:
• To go over the agenda and logistics
• Talk about Sponsors
• Talk about what involvement the Task Force members would like to have
• Update you on all of the OZ deals and funds who have been coming out of the woodwork since we announced this – there are lots of potential deals and dollars looking to come here.

Please plan to be there or to dial in that day.

Email me directly with any questions.

Best Regards,
Kaya
Kaya Bromley, JD/MSW
General Counsel/Partner
Mobile: 248-302-4656
Email: kaya.bromley@communityventuresre.com
Website: http://communityventuresre.com/
LinkedIn: http://linkedin.com/in/kayabromley

Going (darmstrong@diversifynevada.com)? **Yes** - **Maybe** - **No** more options »

Invitation from Google Calendar

You are receiving this courtesy email at the account darmstrong@diversifynevada.com because you are an attendee of this event.

To stop receiving future updates for this event, decline this event. Alternatively you can sign up for a Google account at https://www.google.com/calendar/ and control your notification settings for your entire calendar.

Forwarding this invitation could allow any recipient to modify your RSVP response. Learn More.

AMERICAN OVERSIGHT

Stephanie M. Klapstein

From: Pottebaum, Nic D. EOP/WHO <Nicholas.D.Pottebaum@who.eop.gov>
Sent: Tuesday, December 11, 2018 3:55 PM
Cc: Hoelscher, Douglas L. EOP/WHO
Subject: INVITE - Conference Call Tomorrow at 9:30 a.m. on Opportunity Zones

State Leaders and Staff,

Please join the White House Office of Intergovernmental Affairs and Public Liaison for a conference call featuring Senior White House Officials tomorrow, **Wednesday, December 12, at 9:30 a.m. Eastern Time.** The call will preview the signing of the Executive Order on Opportunity Zones, designed to incentivize investment in American communities.

Opportunity Zone Briefing Call

- **Date:** Wednesday, December 12
- **Time:** 9:30 a.m. Eastern Time
- **Call-In Information:** RSVP Link

This call is transferrable, so please feel free to share this information. We will be providing further materials regarding Opportunity Zones as they become available.

Opportunity Zones Background

Opportunity Zones, created by the 2017 Tax Cuts and Jobs Act, were designed to spur investment in distressed communities throughout the country through tax benefits. Under a nomination process completed in June, 8,761 communities in all 50 states, the District of Columbia and five U.S. territories were designated as qualified Opportunity Zones. Opportunity Zones retain their designation for 10 years. Investors may defer tax on almost any capital gain up to Dec. 31, 2026 by making an appropriate investment in a zone, making an election after December 21, 2017, and meeting other requirements.

In November, the U.S. Department of the Treasury and the IRS released proposed regulations on Opportunity Zones designed to incentivize investment in American communities. The Treasury Department plans on issuing additional guidance before the end of the year after notice and comment.

Below you will find additional information in addition to:

- **Proposed Implementation Regulations** (click here)
- **List of Qualified Opportunity Zones** (click here)
- **Frequently Asked Questions** (click here)

Thanks,
Nic

--
Nicholas D. Pottebaum
Special Assistant to the President and Deputy Director
White House Office of Intergovernmental Affairs
O: 202-456-2132 | C: 202-881-7803| E: Nicholas.D.Pottebaum@who.eop.gov

AMERICAN OVERSIGHT

Stephanie M. Klapstein

From: Milken Institute <events@milkeninstitute.org>
Sent: Thursday, November 08, 2018 12:10 PM
To: Daniel Schwartz
Cc: sldombrowski@nevadatreasurer.gov
Subject: Join us for the 2018 Milken Institute London Summit

View web version



Tuesday, December 4, 2018 | Park Plaza Westminster Bridge

Dear Daniel,

London Summit is the Milken Institute's premier gathering of leaders across the U.K. and Continental Europe. On December 4, as the Brexit hour draws near, summit speakers from the upper echelons of business and finance, government and diplomacy, technology, healthcare and energy, among other sectors, will analyze opportunities and challenges on these subjects and many others:

- The Future of the United Kingdom and the European Union
- New Rules: Open Banking, FinTech and Big Tech
- Energy Plays In A Carbon-Constrained World
- The Future of Human Performance
- Asset Management Outlook
- U.S. Overview: Political and Economic Currents After The Midterms

Please use the Discount Code below when registering:
GCMAC-LS2018MIG



AMERICAN OVERSIGHT

REGISTER

Unable to attend?

If you'd prefer not to receive emails like this from Milken Institute in the future please click here.

Your privacy is important to us. Please review the Milken Institute Privacy Policy.

#MIGlobal

MILKEN INSTITUTE
SANTA MONICA | WASHINGTON | LONDON | SINGAPORE

© 2018 Milken Institute. All rights reserved.
1250 Fourth Street | Santa Monica, CA 90401 | +1 310 570 4600

AMERICAN OVERSIGHT

Stephanie M. Klapstein

From: mheriman@diversifynevada.com
Sent: Thursday, July 05, 2018 4:58 PM
Subject: July 11, 2018 GOED Board Meeting - Agenda & Materials
Attachments: 4. GOED Board Meeting - May 17, 2018 - Minutes.pdf

Good Afternoon GOED Board Members,

The Agenda and materials for the July 11, 2018 GOED Board meeting are posted and available on our website: http://www.diversifynevada.com/meetings/goed-board-meeting-july-11

I have also attached the draft May 17, 2018 meeting minutes for your review.

Please note, we are still awaiting the materials for agenda items **8A**.- WINN Fund Growing the Nursing Workforce to Improve Population Health Outcomes and Create Jobs in the State of Nevada and item **9.**- Performance Measures Report. We will upload and distribute those materials to everyone upon receipt.

Please also be reminded of the change in location for this meeting:
North
The Legislative Building
Legislative Counsel Bureau
401 South Carson St. Room 3137
Carson City, NV 89701

South
Grant Sawyer Building
Legislative Counsel Bureau
555 E. Washington Ave, Room 4412
Las Vegas, NV 89101

Have a great evening!

Thank you,
Mariah Heriman
Program Management Specialist
Nevada Governor's Office of Economic Development
555 East Washington Ave. Suite 5400
Las Vegas, NV 89101
Main: (702) 486-2700
Direct: (702) 486-2119
Cell: (702) 271-4296
www.diversifynevada.com
mheriman@diversifynevada.com

Nevada Governor's Office of
ECONOMIC DEVELOPMENT
Empowering Success

AMERICAN OVERSIGHT

NV-DA-20-0615-A-001776

STATE OF NEVADA
GOVERNOR'S OFFICE OF ECONOMIC DEVELOPMENT
BOARD MEETING
May 17, 2018

The meeting of the Board of Economic Development was called to order by Governor Brian Sandoval at the Legislative Counsel Bureau, 401 South Carson St, Room 3137, Carson City, Nevada, 89701; and via video conference at the Grant Sawyer Building, Legislative Counsel Bureau, Room 4412, 555 E. Washington Avenue, Las Vegas, Nevada, 89101.

1. CALL TO ORDER, ROLL CALL AND ESTABLISH QUORUM

VOTING BOARD MEMBERS PRESENT

Governor Brian Sandoval, State of Nevada
Lieutenant Governor Mark Hutchison, State of Nevada
Secretary of State Barbara Cegavske, State of Nevada
Dr. Weldon Havins, Director, Medical Jurisprudence and Ophthalmology, Touro University Nevada
Mr. Adam Kramer, Executive Vice President of Strategy, Switch, Inc.
Mr. James Barrett, Jr., President and Founder, The JABarrett Company
Dr. Dana Bennett, President, Nevada Mining Association
Mr. Dan Klaich, Voting Member at Large
Mr. Raymond Specht, Founder and CEO, Specht Leadership Consulting

NON-VOTING BOARD MEMBERS PRESENT

Mr. Don Soderberg, Director, Department of Employment Rehabilitation and Training

NON-VOTING BOARD MEMBERS ABSENT AND EXCUSED

Dr. Thom Reilly, Chancellor and Chief Executive Officer, Nevada System of Higher Education

STAFF MEMBERS PRESENT

Paul Anderson, Executive Director, GOED, Secretary of Board
Derek Armstrong, Deputy Director, GOED
Karsten Heise, Director of Technology Commercialization, GOED
Ryan Smith, Director of Business Operations, GOED
Brian Baluta, Director of Communications, GOED
Bob Potts, Director of Research, GOED
Stacey Bostwick, Workforce Development Program Coordinator, GOED
Gillian Barclay, Healthcare Industry Specialist, GOED
Michelle Sibley, Executive Assistant / HR Coordinator, GOED

AMERICAN OVERSIGHT

Melanie Sheldon, Program Manager, GOED
Mariah Heriman, Executive Assistant / Program Management Specialist, GOED

GUESTS PRESENT

Assemblywoman Irene Bustamante-Adams
Scott Anderson, Secretary of State's Office
Peter Keegen, Attorney General's Office
Shelli Long, Department of Taxation
Lezlie Helget, Department of Taxation
Lieutenant J. Wilson, Nevada Department of Corrections
Jeannette Calderan, Nevada State Board of Nursing
Catherine Prato-Lefkowitz, Nevada State Board of Nursing
Phil Klevorick, Clark County Economic Development
Bill Arent, City of Las Vegas
Barbara Coffee, City of Henderson
Peter Goldberg, City of North Las Vegas
Michelle Lindsey, NV Energy
Frank Woodbeck, Nevada System of Higher Education
Rhea Gustafson, Nevada Industry Excellence
Monica Moya, University of Phoenix
Luz Castro, College of Southern Nevada
Heather Maye, Truckee Meadows Community College
Barbara Walden, Truckee Meadows Community College
Camille Vega, Truckee Meadows Community College
Julia Millard, Brightwood College
Vasily Kamyshanov, NCLab
Cynthia Knight, Homewatch Caregivers
Robyn Ruelas, Eastridge Workforce Solutions
Brian Wilcox, Blackridge Technology, Inc.
Jonathan Wilson, Northern Nevada Transitional Housing
Billy Owensby, Quality Plastics, Inc.
Lea Tauchen, Abney Tauchen Group
Bailey Schulz, Las Vegas Review Journal
Arne Wagley, Nevada Citizen
Carol Wagley, Nevada Citizen
Nancy McCormick, EDAWN
Stan Thomas, EDAWN
Chris Ault, Jr., EDAWN
Jonas Peterson, LVGEA
Jared Smith, LVGEA
Michael Walsh, LVGEA
Perry Ursem, LVGEA
Anthony Ruiz, LVGEA
Andrew Haskin, NNDA

AMERICAN OVERSIGHT

Mark Newcomer, 3PEA International, Inc.
Chris Mueller, 3PEA International, Inc.
Jesse Bugarin, Alpha Guardian
Jason Palmberg, Alpha Guardian
Roger Jenkins, Alpha Guardian
Thomas Wendt, Axion Corporation
Tina Wendt, Axion Corporation
Peter Vrettas, Axion Corporation
Alan Larson, Axion Corporation
Elizabeth van den Abeelen, Axion Corporation
Charles van den Abeelen, Axion Corporation
Werner van den Abeelen, Axion Corporation
Richard Cox, Cannae Holdings, Inc.
Gary Amico, Amico and Associates, Inc.
Dean Pardee, Fortress Innovations, Inc.
Jeanne Benedetti, Fulcrum Sierra Biofuels, LLC
Robert Hagineros, Fulcrum Sierra Biofuels, LLC
Rob Sitterly, KRS Global Biotechnology, Inc.
Rick Roscetti, KRS Global Biotechnology, Inc.
Rob Sitterly, KRS Global Biotechnology, Inc.
Mirtha Fonte, KRS Global Biotechnology, Inc.
Robert Ronzio, KRS Global Biotechnology, Inc.
Craig Miller, Pictographics
Paul Eickhoff, Polaris Industries, Inc.
Conner Humphrey, Ritchie Bros. Auctioneers (America), Inc.
Randy Berry, Ritchie Bros. Auctioneers (America), Inc.

2. PUBLIC COMMENT

Mr. Brian Wilcox, Chief Information Security Officer (CISO), BlackRidge Technology (BlackRidge), provided public comment in Carson City. Mr. Wilcox advised he was the former CISO for the State of Nevada prior to joining Blackridge, a military grade cyber defense security company headquartered in Reno, Nevada. Mr. Wilcox noted his previous role had awarded him a unique vantage point to understanding the strengths, weaknesses, threats, and opportunities of the state's cyber defenses. Mr. Wilcox advised he'd come in front of the Board as an extension of his public trust obligation fostered while in official capacity with the state. Mr. Wilcox noted BlackRidge was unique in providing a solution that forever changed safe internet communications. Transport Access Control (TAC), the primary of seven patents held by BlackRidge, acts as the liaison between the chaos of the internet and organizational networks, preventing unapproved traffic from being initiated. The solution authenticates every connection on the first packet of data, resulting in an immediate reduction in malicious, unwanted traffic that poses the bulk of cyber threats. Mr. Wilcox would continue informing Nevada's state entities that the next generation of cyber defenses had arrived and BlackRidge would be managing efforts through the Nevada Office of Cyber Defense Coordination.

AMERICAN OVERSIGHT

Mr. Jared Smith, Chief Operating Officer, Las Vegas Global Economic Alliance (LVGEA) provided public comment from Las Vegas. Mr. Smith noted the May 17 meeting agenda comprised the most projects LVGEA had ever represented at a GOED Board meeting. Mr. Smith commended the companies, Nevada's Economic Development infrastructure staff, and the state's incentive and abatement programs.

3. GOVERNOR SANDOVAL'S COMMENTS

Governor Brian Sandoval opened the meeting and welcomed new Nevada Governor's Office of Economic Development (GOED) Board member Mr. Adam Kramer, Executive Vice President of Strategy, Switch, Inc. Mr. Kramer thanked Governor Sandoval and noted he was greatly appreciative for the opportunity to serve on the Board.

Governor Sandoval noted the meeting's robust agenda and thanked the GOED Board, Regional Development Authorities, local governments, and Nevada's institutions of higher learning for their work with companies considering Nevada for relocation or expansion.

4. APPROVAL OF THE MARCH 15, 2018 BOARD MEETING MINUTES

A MOTION WAS MADE BY MR. DAN KLAICH TO APPROVE THE MARCH 15, 2018 MEETING MINUTES; THIS MOTION WAS SECONDED BY MR. KRAMER. THE MOTION PASSED UNANIMOUSLY.

5. ABATEMENT APPLICATIONS FOR BOARD APPROVAL:

A. ADVANCED TECHNOLOGIES MANAGEMENT, INC. DBA PICTOGRAPHICS

- **SALES TAX ABATEMENT**
- **MODIFIED BUSINESS TAX ABATEMENT**
- **PERSONAL PROPERTY TAX ABATEMENT**

Mr. Perry Ursem, Vice President of Business Retention and Expansion, LVGEA presented Advanced Technologies Management, Inc. dba Pictographics (Pictographics), and provided a brief overview of the company and abatements sought. Pictographics is an industry leader in print technology, utilizing the latest hardware to deliver the highest quality products. The company produced graphics for events, trade shows, interior design, and architectural installations and is was a manufacturer for strategic partners. The expansion would add 27 new jobs, producing an average hourly wage of $27.35, and capital investment projections of $17.6m. Mr. Ursem was joined by Mr. Craig Miller, President and Chief Executive Officer, Pictograhics.

Mr. Miller advised Pictographics planned to expand its existing southern Nevada manufacturing facility in conjunction with leasing or purchasing a second facility. The company started as a family-run, suburban home-based, credit-card-financed business and evolved into a 'world class' company. The company has been the principal graphics provider for the Fiesta Bowl, BCS

AMERICAN OVERSIGHT

National Championship, NBA All Star Games, and for key exhibitors at the Consumer Electronics Show (CES) including Intel, Nokia, and LG Electronics. Pictographics continued to expand its market by becoming a total solution provider and by partnering with other solutions companies. Mr. Miller noted the company was currently forming an alliance with Hewlett-Packard (HP) to become a manufacturing center for 3D printing. Pictographics had been named the beta site for HP's new 580 color printer and the beta site for Mimaki USA's 3DUJ-553 photorealistic 3D printer.

Lieutenant Governor Mark Hutchison asked whether the company's technology was intellectual property (IP) protected. Mr. Miller confirmed Pictographics had several patents and initial access to certain products and technologies. To support this the company had teamed up with high schools, and the university system, to develop the talent pipeline required for the progressive additive manufacturing sector. Additionally, the company planned to grow its intern program to offer internships to UNLV undergraduate and graduate students. Mr. Miller highlighted the University of Las Vegas' (UNLV) engineering program and noted the company had excellent experiences working with Mr. Rama Venkat, Dean, UNLV Howard R. Hughes College of Engineering.

A MOTION WAS MADE BY MR. KLAICH TO APPROVE THE APPLICATION FOR A SALES TAX ABATEMENT, MODIFIED BUSINESS TAX ABATEMENT, AND PERSONAL PROPERTY TAX ABATEMENT AS DESCRIBED IN AGENDA ITEM 5A. THIS MOTION WAS SECONDED BY SECRETARY OF STATE BARBARA CEGAVSKE. THE MOTION PASSED UNANIMOUSLY.

B. AXION CORPORATION

- **SALES TAX ABATEMENT**
- **MODIFIED BUSINESS TAX ABATEMENT**
- **PERSONAL PROPERTY TAX ABATEMENT**

Mr. Stan Thomas, Executive Vice President, Economic Development Authority of Western Nevada (EDAWN), presented Axion Corporation and provided a brief overview of the company and abatements sought. Axion Corporation is a provider of satellite-based entertainment services for the consumer and commercial markets. Axion Corporation is considering establishing a facility in Reno, NV. The northern Nevada facility would house the company's engineering, manufacturing, distribution, headquarters, and satellite support services. The company planned to invest over $27m in capital equipment and anticipated hiring 205 employees with an average wage over $40.00 an hour. Mr. Thomas was joined by Mr. Thomas Wendt, Chief Executive Officer, Axion Corporation

Mr. Wendt advised Axion Corporation provided advanced satellite technologies and services that enabled consumer and residential access to a new generation of high throughput satellites. Axion Corporation would initially deliver products in the United States however the first satellite's coverage would include North America, Mexico, Latin America, the Caribbean. The company's initial target market was the 14 million households in the United States currently with little or no

AMERICAN OVERSIGHT

access to residential broadband services. The economic incentives and dynamic business climate were important reasons Axion Corporation had reviewed as a Nevada location.
Governor Sandoval inquired whether the company's service would be accessible in rural Nevada. Mr. Wendt confirmed this was accurate and advised the first three spot beams to be launched would be in northern Nevada. Thus, providing broadband capabilities to any citizen in the State of Nevada.

Governor Sandoval inquired about the specific skill sets sought in employees. Mr. Wendt advised approximately half of the company's employees would be required to have engineering skillsets. However, the company would also be seeking to fill roles in manufacturing, distribution, IT, business development, and corporate headquarter positions.

Governor Sandoval inquired whether the company planned to work with Nevada learning institutions for recruitment purposes. Mr. Wendt noted the company anticipated collaborating with the University of Reno (UNR) and UNLV for hiring and employment program purposes.

Secretary of State Cegavske inquired whether the company also planned to reach out to community colleges. Mr. Wendt advised EDAWN had connected the company with local community colleges and Axion Corporation was exploring the opportunity to develop a 12-week training process.

A MOTION WAS MADE BY LIEUTENANT GOVERNOR HUTCHISON TO APPROVE THE APPLICATION FOR A SALES TAX ABATEMENT, A MODIFIED BUSINESS TAX ABATEMENT AND A PERSONAL PROPERTY TAX ABATEMENT AS DESCRIBED IN AGENDA ITEM 5B. THIS MOTION WAS SECONDED BY DR. WELDON HAVINS. THE MOTION PASSED UNANIMOUSLY.

C. CAREMARK, LLC
- **SALES TAX ABATEMENT**
- **MODIFIED BUSINESS TAX ABATEMENT**
- **PERSONAL PROPERTY TAX ABATEMENT**

D. CAREMARK, LLC
- **CATALYST FUND**

Governor Sandoval advised Agenda Items 5C and 5D would be heard together.

Mr. Michael Walsh, Vice President of Economic Development, LVGEA, presented Caremark, LLC, and provided a brief overview of the company and abatements sought. Caremark, LLC, operates as a subsidiary of the American retail and health care company CVS Health (CVS). CVS is a Fortune 10 company and is presently the largest pharmacy chain in the United States in terms of number of locations and total prescription revenues. Caremark, LLC offers prescription benefits management services in the United States. The company designs and fulfills prescription drug benefit plans. The company offers prescription benefit services, including local retail pharmacy and home delivery options; specialty pharmacy services, such as pharmaceuticals and other therapeutic services for participants with chronic or genetic disorders; and care patterns

AMERICAN OVERSIGHT

disease management programs, which provide participant care for complex conditions. Caremark, LLC anticipates hiring 102 new employees in the first 24 months of operations, with an average hourly wage of $25.73. The company anticipated making a capital investment of $5m in equipment. Mr. Walsh thanked Mr. Gustavo Perez, Senior Manager - Indirect Tax, Ernst & Young for bringing this opportunity to the State of Nevada. Mr. Walsh was joined by Mr. Dan Klein, Director of Engineering, Caremark, LLC.

Mr. Klein advised CVS/Caremark, LLC had recently been focused on the creation of a prescription management service center that would provide innovative tools and strategies to help improve clinical outcomes for client plan members while assisting them in managing pharmacy overall health care costs. The company was seeking the most operationally efficient and cost-effective location to accommodate its business needs as the company was planning for large capital and hiring commitments. Mr. Klein highlighted the company's commitment to community engagement and corporate citizenship via event sponsorship, volunteerism, and disaster relief. The company is also committed to leveraging local universities to increase high-paying positions in the pharmaceutical sector, which in turn would drive industry growth. Mr. Klein noted the opportunity for partnerships and collaborations with UNLV, the College of Southern Nevada (CSN), and other southern Nevada institutions.

Governor Sandoval requested additional information on the role of a prescription management service. Mr. Klein advised the center would be staffed with employees versed in handling high-touch patient counseling, coaching, and therapy management. In the specialty pharmacy business there was a significant volume of high-touch patients requiring nursing, pharmacist intervention, and additional specialized medical services. The services provided by the new facility would be focused nationally and delivered telephonically.

Governor Sandoval inquired about the specific skill sets sought in employees. Mr. Klein advised the company would primarily be seeking pharmacy technicians, pharmacists, and nurses.

Governor Sandoval asked about the company's next steps should it be awarded the abatements sought. Mr. Klein advised the company would make it final decision, on the location for its prescription management service center, within a week.

Governor Sandoval inquired whether Nevada's incentive packages were important in terms of the company's decision to locate in Nevada. Mr. Klein confirmed this was a critical factor in the company's decision-making process.

A MOTION WAS MADE BY MR. RAYMOND SPECHT TO APPROVE THE APPLICATION FOR A SALES TAX ABATEMENT, A MODIFIED BUSINESS TAX ABATEMENT, A PERSONAL PROPERTY TAX ABATEMENT AS DESCRIBED IN AGENDA ITEM 5C, AND A CATALYST FUND GRANT IN AN AMOUNT NOT TO EXCEED $350,000, AS DESCRIBED IN AGENDA ITEM 5D. THIS MOTION WAS SECONDED BY MR. KRAMER. THE MOTION PASSED UNANIMOUSLY.

AMERICAN OVERSIGHT

E. FORTRESS INNOVATIONS, INC.

- **SALES TAX ABATEMENT**
- **MODIFIED BUSINESS TAX ABATEMENT**
- **PERSONAL PROPERTY TAX ABATEMENT**

Mr. Ursem, LVGEA, presented Fortress Innovations, Inc. and provided a brief overview of the company and abatements sought. Fortress Innovations, Inc. is a vertically integrated company that manufactures and sells a proprietary structural wall system named the "1WallSystem™ which allows construction to be done faster, stronger, less-expensive and with the highest energy-efficiency and fire ratings in the market. The company also manufactures steel framing components, steel trusses and distributes a suite of proprietary insulation paints/coatings for commercial, industrial and domestic/residential use that significantly increase energy performance by deflecting over 98% of the sun's heat and ultraviolet rays and significantly reduces acoustic levels while providing a protective "skin" over the structure to protect it against the elements over a 25-year life-cycle. The project would include 30 new hires at an average hourly wage of $25.18, and a capital investment of approximately $5.6m. Mr. Ursem was joined by Mr. Dean Pardee, Chief Executive Officer, Fortress Innovations, Inc.

Mr. Pardee advised the Fortress Innovations, Inc. planned to build a 275,000-square-foot permanent manufacturing facility in southern Nevada. In order to commence production while its manufacturing plant was built, the company would lease 10,000 to 20,000 square feet in a Nevada location. Mr. Pardee noted the company was a US military veteran 1st hiring company and would actively participate in military support, environmental, affordable housing, homelessness, and animal therapy support initiatives.

Governor Sandoval asked if the company planned to do its own development or sell its projects to developers. Mr. Pardee advised the company planned to do both. The company was currently speaking with several large builders and companies directly involved with the residential and commercial construction industry in Nevada. There may be opportunity build a client base, or form joint ventures in addition to the company's own projects.

Mr. James Barrett inquired about the specific skill sets sought in employees. Mr. Pardee advised, from a framing standpoint, a team could be trained within 48 hours. The company had significantly simplified the building process to enable this. The Los Angeles Department of Building and Safety had stated it was the best technology seen in 30 years.

Mr. Specht asked about the company's employment projection of 180 new jobs created in five-years. Mr. Pardee advised there would be employment across all areas of the company including factory workers, field construction, developers, and construction managers.

A MOTION WAS MADE BY MR. BARRETT TO APPROVE THE APPLICATION FOR A SALES TAX ABATEMENT, A MODIFIED BUSINESS TAX ABATEMENT, AND A PERSONAL PROPERTY TAX ABATEMENT AS DESCRIBED IN AGENDA ITEM 5E. THIS MOTION WAS SECONDED BY MR. KLAICH. THE MOTION PASSED UNANIMOUSLY.

AMERICAN OVERSIGHT

F. FULCRUM SIERRA BIOFUELS, LLC

- **SALES TAX ABATEMENT**
- **MODIFIED BUSINESS TAX ABATEMENT**
- **PERSONAL PROPERTY TAX ABATEMENT**
- **REAL PROPERTY TAX ABATEMENT**

Ms. Nancy McCormick, Senior Vice President of Retention and Expansion, EDAWN, presented Fulcrum Sierra Biofuels, LLC and provided a brief overview of the company and abatements sought. Fulcrum Sierra BioFuels, LLC (Fulcrum) is a wholly-owned subsidiary of Fulcrum BioEnergy, Inc (FBE). FBE was formed to develop a reliable and efficient process for converting municipal solid waste (MSW) into renewable transportation fuels. Fulcrum Sierra BioFuels, LLC's existing Feedstock Processing Facility in Storey County processes MSW-derived feedstock to be shredded and compacted for transport to the company's Biorefinery, where it would be converted into renewable transportation fuels, including jet fuel and diesel. The Biorefinery, also in Storey County, would produce transportation fuel that competed directly with high-priced fossil fuels, and was expected to have a lower cost, lower carbon, and lower emissions than traditional fossil fuel alternatives. Collectively the Feedstock Processing Facility and Biorefinery would convert approximately 175,000 tons per year of MSW, or household garbage, into approximately 10.5 million gallons per year (800 barrels per day) of renewable Syncrude that would be upgraded and processed into low-carbon transportation fuel products. The project would include an equipment investment of approximately $13.25m, and building costs exceeding $12.9m. The company would add 13 positions at an average hourly rate of $22.04. Ms. McCormick was joined by Ms. Jeanne Benedetti, Senior Director Project Development, Fulcrum Sierra Biofuels, LLC.

Ms. Benedetti advised Fulcrum planned to commence the Stage 2 expansion of its Feedstock Processing Facility located in Storey County, Nevada. This will include an additional 29,000 square-feet of building to accommodate the installation of additional processing equipment.

Governor Sandoval inquired whether the waste streams came directly to the company, or through a waste management organization. Ms. Benedetti advised, the trash went through the local waste management transfer station. When Fulcrum was ready to receive a trash shipment it turned on a green light at the front of its facility. The route trucks going past would turn into Fulcrum’s facility rather than continuing a quarter mile to the scale house.

Governor Sandoval asked whether the company’s process could make landfills obsolete. Ms. Benedetti noted the company could not accept trash such as tires and mattresses, however the process contributed to a significant landfill reduction.

Mr. Klaich asked about the economics of this process. Ms. Benedetti advised Fulcrum’s product costs approximately one dollar a gallon to produce. As the feedstock was free the production costs were significantly less than those of fossil fuel.

A MOTION WAS MADE BY MR. KRAMER TO APPROVE THE APPLICATION FOR A SALES TAX ABATEMENT, A MODIFIED BUSINESS TAX ABATEMENT, A PERSONAL PROPERTY TAX ABATEMENT, AND A REAL PROPERTY

AMERICAN OVERSIGHT

ABATEMENT AS DESCRIBED IN AGENDA ITEM 5F. THIS MOTION WAS SECONDED BY MR. KLAICH. THE MOTION PASSED UNANIMOUSLY.

G. KRS GLOBAL BIOTECHNOLOGY, INC.

- **SALES TAX ABATEMENT**
- **MODIFIED BUSINESS TAX ABATEMENT**
- **PERSONAL PROPERTY TAX ABATEMENT**

H. KRS GLOBAL BIOTECHNOLOGY, INC.

- **CATALYST FUND**

Governor Sandoval advised Agenda Items 5G and 5H would be heard together.

Mr. Walsh, LVGEA, presented KRS Global Biotechnology, Inc., and provided a brief overview of the company and abatements sought. KRS Global Biotechnology, Inc. makes custom pharmaceuticals; sterile products such as syringes and IV bags; purified water for drug manufacturing; and a kit used by hospitals and other compounding pharmacies to test their technicians. The company provides its services to patients, surgery centers, ophthalmology clinics, hospitals, universities, and veterinarians nationwide and is committed to being the top provider of these compounding services while developing quality processes that facilitate the highest level of safety for patients of parenteral, enteral, oral, and topical preparations. KRS Global Biotechnology, Inc. is a FDA registered medical device manufacturer and registered 'outsourcer of human drugs' under The Drug Quality and Security Act, a law designed to help protect consumers from exposure to pharmaceutical drugs that may be counterfeit, stolen, contaminated, or otherwise harmful. The project would involve the hire of 50 new employees in at an average hourly wage of $25.00 and a capital investment of $34.5m. Mr. Walsh was joined by Mr. Riccardo Roscetti, President and Chief Operating Officer, KRS Global Biotechnology, Inc.

Mr. Roscetti advised, as a result of the increased demand for the company's products and services, KRS Global Biotechnology, Inc. would be expanding capacity to provide additional manufacturing, research and development, and warehousing operations. The company is currently evaluating the construction of a licensed pharmaceutical manufacturing facility. The new facility would be 150,000 square foot of newly constructed space housing clean rooms, production lines, and warehousing.

Governor Sandoval asked about the roles to be filled at the company’s new facility. Mr. Roscetti advised there were various skill sets sought, one of these being technicians. The company had previously set up a technician training school, in Florida, for pharmacy tech certifications. Mr. Roscetti noted the company would seek opportunities to work with local colleges and universities to train the workforce for its new facility.

Governor Sandoval asked, assuming favorable consideration of its application, would the company be likely to select Nevada. Mr. Roscetti confirmed the company was committed to a Nevada location and noted the company had been attracted to Nevada for its well-trained

AMERICAN OVERSIGHT

workforce, attractive economic environment, and commitment to the biotechnology pharmaceutical space via the UNLV Medical School.

Lieutenant Governor Hutchison asked if UNLV's Medical School has been an integral factor in the company's decision to consider Nevada. Mr. Roscetti confirmed and advised generally, strong medical schools had the talent, production capabilities, and products sought by the company.

Lieutenant Governor Hutchison asked if the company had been in contact with the UNLV Medical School thus far. Mr. Roscetti advised the company planned to make contact regarding collaboration opportunities

A MOTION WAS MADE BY MR. BARRETT TO APPROVE THE APPLICATION FOR A SALES TAX ABATEMENT, A MODIFIED BUSINESS TAX ABATEMENT, A PERSONAL PROPERTY TAX ABATEMENT AS DESCRIBED IN AGENDA ITEM 5G, AND A CATALYST FUND GRANT IN AN AMOUNT NOT TO EXCEED $640,000, AS DESCRIBED IN AGENDA ITEM 5H. THIS MOTION WAS SECONDED BY MR. KLAICH. THE MOTION PASSED UNANIMOUSLY.

I. POLARIS INDUSTIRES, INC.

- **SALES TAX ABATEMENT**
- **MODIFIED BUSINESS TAX ABATEMENT**
- **PERSONAL PROPERTY TAX ABATEMENT**

Mr. Andrew Haskin, Director of Business Development, Northern Nevada Development Authority (NNDA), presented Polaris Industries, Inc., and provided a brief overview of the company and abatements sought. Polaris Industries, Inc. designs, engineers, manufactures, and markets power sports vehicles worldwide. The company offers ORVs, including all-terrain vehicles and side-by-side vehicles for recreational and utility use; snowmobiles; motorcycles; and low emission, light duty hauling, passenger, commercial, and industrial vehicles, as well as snow bike conversion kit systems. Polaris Industries, Inc. also produces or supplies various replacement parts and accessories and manufactures, distributes, retails, and installs aftermarket parts and accessories for light trucks, jeeps, sport-utility vehicles, and other four-wheel drive vehicles. In addition, the company sells recreational apparel through a network of dealers and distributors, as well as online. The project would create 64 new jobs at an average hourly wage of $21.95 an hour with an approximate investment of $13.6m in capital equipment. Mr. Haskin was joined by Mr. Paul Eickhoff, Senior Director of Distribution, Polaris Industries, Inc.

Mr. Eickhoff advised Polaris Industries, Inc. was considering building a 500,000 square-foot facility in the Lyon County. The proposed project would establish the company's first western United States distribution center.

Governor Sandoval asked whether the company would seek a new or existing facility. Mr. Eickhoff advised the company would be seeking a green field, ground up build.

AMERICAN OVERSIGHT

Governor Sandoval asked, assuming favorable consideration of its application, would the company be likely to select Nevada. Mr. Eickhoff advised a decision was anticipated within the forthcoming few weeks.

Mr. Kramer noted the company's application listed the City of Fernley, as a potential location, and highlighted that the Mayor of Fernley was a committed partner in economic development, and would be a great local partner for the company.

A MOTION WAS MADE BY MR. KLAICH TO APPROVE THE APPLICATION FOR A SALES TAX ABATEMENT, A MODIFIED BUSINESS TAX ABATEMENT, AND A PERSONAL PROPERTY TAX ABATEMENT AS DESCRIBED IN AGENDA ITEM 5H. THIS MOTION WAS SECONDED BY SECRETARY OF STATE CEGAVSKE. THE MOTION PASSED UNANIMOUSLY.

J. RITCHIE BROS. AUCTIONEERS (AMERICA), INC.

- **SALES TAX ABATEMENT**
- **MODIFIED BUSINESS TAX ABATEMENT**
- **PERSONAL PROPERTY TAX ABATEMENT**

Mr. Ursem, LVGEA presented Ritchie Bros. Auctioneers (America) Inc. (RBA), and provided a brief overview of the company and abatements sought. RBA is the world's largest industrial auctioneer. The company is headquartered in Burnaby, Vancouver, and has 110 locations in 25 countries and 44 auction sites worldwide. RBA has been operating in the State of Nevada since October 29, 1997. The company operates across multiple sectors including transportation, agricultural, material handling, mining, forestry, petroleum, and marine industries. RBA sells, through unreserved public auctions, a broad range of used and unused industrial assets such as equipment, trucks and other assets utilized in the construction. The expansion would include 25 new jobs at an average hourly wage of $22.94 and project capital investment of $3m. Mr. Ursem thanked Ms. Gina Gavin, Director of Economic Development, City of North Las Vegas (NLV), NLV's Economic Development team, and Mayor John Lee for their letter support of RBA's application. Mr. Ursem was joined by Mr. Randy Berry, Senior Vice President of Digital Operations, RBA, and Mr. Connor Humphrey, Vice President, GovPlanet.

Mr. Berry advised the company planned to expand its southern Nevada operations to establish a 169,080 square-foot warehouse facility that would be used to manage the storage and distribution of equipment. The warehouse will be the central processing center in the region handling storage, logistics, inventory management, auction management, and delivery orders.

Governor Sandoval asked, assuming favorable consideration of its application, would the company be likely to expand in Nevada. Mr. Berry confirmed this was the case.

Governor Sandoval where the company new facility would be located. Mr. Humphrey confirmed the new facility would be located in NLV, close enough to leverage the company's existing auction site for certain asset types not requiring significant indoor storage and handling.

AMERICAN OVERSIGHT

Governor Sandoval asked about the company's hiring and recruitment plans. Mr. Berry advised the company would initially seek to fill key warehouse operations positions and would continue to hire warehouse staff as the company built out its operation. This would include supervisors, inventory management coordinators, merchandising, coordinators, receiving clerks, shipping clerks, and other support personnel.

Lieutenant Governor Hutchison inquired about the online aspect of the business. Mr. Berry noted the company had multiple online selling platforms including IronPlanet selling core heavy equipment, construction, and trucks, and GovPlanet which is focused on government assets.

Mr. Kramer abstained from the vote due to potential conflicts.

A MOTION WAS MADE BY DR. HAVINS TO APPROVE THE APPLICATION FOR A SALES TAX ABATEMENT, A MODIFIED BUSINESS TAX ABATEMENT, AND A PERSONAL PROPERTY TAX ABATEMENT AS DESCRIBED IN AGENDA ITEM 5J. THIS MOTION WAS SECONDED BY MR. SPECHT. THE MOTION PASSED UNANIMOUSLY.

K. SEPHORA USA, INC.

- **SALES TAX ABATEMENT**
- **MODIFIED BUSINESS TAX ABATEMENT**
- **PERSONAL PROPERTY TAX ABATEMENT**

Mr. Walsh, LVGEA, presented Sephora USA, Inc. and provided a brief overview of the company and abatements sought. Sephora USA, Inc. is a French chain of cosmetics stores founded in 1969. Featuring nearly 300 brands, along with its own private label, Sephora offers beauty products including makeup, skincare, body, fragrance, nail color, and haircare. Sephora is owned by luxury conglomerate Moet Hennessy Louis Vuitton as of 1997. Sephora USA, Inc. operates approximately 1,900 locations in 33 countries worldwide, with an expanding base of over 430 stores across the Americas. The company also had 590 Sephora locations in JCPenney stores across the US. In addition to the company's number of stores, Sephora offered its products for sale on its website. The project would comprise approximately $36m in capital investment and the hire of 60 employees at an average wage of $24.05. Mr. Walsh was joined by Mr. Jeff Ritacco, Vice President of Logistics, Sephora USA, Inc. and John Lenio, Executive Vice President, CBRE Group.

Mr. Ritacco advised Sephora USA, Inc. was considering opening a 715,000 square-foot distribution facility in NLV. The proposed project would include a new regional distribution center which would ship products to stores and customers located in 11 western states. At full operations, the new distribution center would process approximately $100m in goods a year. Additionally, all employees would be new and there would be no transfer of jobs from one distribution center to another.

AMERICAN OVERSIGHT

Governor Sandoval asked about the company's next steps should it be awarded the abatements sought. Mr. Ritacco advised the company was keen to decide swiftly and noted the Board's approval of tax incentives would greatly assist the company's decision to locate in Nevada.

Governor Sandoval asked when the company planned to be operational at its new site. Mr. Ritacco advised operations were anticipated to commence by July of 2019.

Mr. Specht highlighted the company's focus on hiring veterans or persons with a disability status. Mr. Lenio advised such hires currently made up 15% of the company's Mississippi facility's workforce and the company frequently worked with states and counties to develop and implement training programs. Mr. Specht noted the potential for partnerships with Opportunity Village.

A MOTION WAS MADE BY SECRETARY OF STATE CEGAVSKE TO APPROVE THE APPLICATION FOR A SALES TAX ABATEMENT, A MODIFIED BUSINESS TAX ABATEMENT, AND A PERSONAL PROPERTY TAX ABATEMENT AS DESCRIBED IN AGENDA ITEM 5K. THIS MOTION WAS SECONDED BY LIEUTENANT GOVERNOR HUTCHISON. THE MOTION PASSED UNANIMOUSLY.

6. ABATEMENT APPLICATIONS FOR DIRECTOR APPROVAL:

A. 3PEA INTERNATIONAL, INC.

- **SALES TAX ABATEMENT**
- **MODIFIED BUSINESS TAX ABATEMENT**
- **PERSONAL PROPERTY TAX ABATEMENT**

Mr. Ursem, LVGEA, presented 3PEA International, Inc., and provided a brief overview of the company and abatements sought. 3PEA International, Inc. designs and develops payment solutions, prepaid card programs, and processing services under the PaySign® brand name for corporate, consumer, and government applications. The company offers various services, including transaction processing, cardholder enrollment, value loading, cardholder account management, reporting, and customer service through PaySign® platform, a proprietary card processing platform. It also develops prepaid card programs for healthcare reimbursement payments, pharmaceutical co-pay assistance, corporate expense and per diem payments, and donor payments for source plasma and automobile dealership incentives, as well as payroll cards, general purpose re-loadable cards, travel cards, and loyalty rewards cards for the hospitality industry. In addition, the company offers Buy and Bill programs for patients to purchase directly from physician's office or through an infusion center for physician administered therapies; and Survey Instant Rewards card programs for organizations to gather survey data. The company's principal target markets for processing services comprise prepaid card issuers, retail and private-label issuers, small third-party processors, and small and mid-size financial institutions in the United States and internationally. The project would hire 35 new employees at an average hourly wage of $40.20 with a projected $828,000 in capital investment. Mr. Ursem was joined by Mr. Christian Mueller, Controller, 3PEA International, Inc., and Mr. Mark Newcomer, President and Chief Operating Office, 3PEA International, Inc.

AMERICAN OVERSIGHT

Mr. Newcomer advised, in order to accommodate its southern Nevada expansion plans, 3PEA International, Inc. was seeking to relocate from its current 11,541 square-foot space to a 21,000 square-foot facility. The company relocated to Nevada in 2004 with a total of three employees. Since that time, Nevada had afforded the company a great climate to grow in.

Governor Sandoval asked about the company's recruitment and hiring plans. Mr. Newcomer advised, so far, the company had been able to successfully source its workforce locally. These roles had included customer service relationship management, and front and back-end development, and biopharmaceutical sales.

Director Anderson noted the company's approval for an MBT abatement was contingent upon the Department of Taxation's pending determination on the company's status as a financial institution.

DIRECTOR ANDERSON APPROVED THE APPLICATION FOR A SALES TAX ABATEMENT, AND A PERSONAL PROPERTY TAX ABATEMENT AS DESCRIBED IN AGENDA ITEM 6A. DIRECTOR ANDERSON APPROVED THE COMPANY'S APPLICATION FOR A MODIFIED BUSINESS TAX ABATEMENT, PENDING THE OUTCOME OF THE DEPARTMENT OF TAXATION'S DETERMINATION OF THE COMPANY'S STATUS, AS DESCRIBED IN AGENDA ITEM 6A.

B. ALPHA GUARDIAN

- **SALES TAX ABATEMENT**
- **MODIFIED BUSINESS TAX ABATEMENT**
- **PERSONAL PROPERTY TAX ABATEMENT**

Mr. Walsh, LVGEA, presented Alpha Guardian and provided a brief overview of the company and abatements sought. Alpha Guardian is a leader in the residential safe, security and storage industry. The company was established in August 2017 following the announcement that MidOcean Partners was partnering with Cannon Safe, Inc. and simultaneously combining it with Stack-On Products to create a market leader in the residential safe and secure storage sector. Cannon and Stack-On bring together two highly complementary operations. The project would hire 35 new employees at an average wage of $26.92. The company planned to make a capital investment of $181,530. Mr. Walsh was joined by Mr. Jesse Bugarin, Chief Project Office Alpha Guardian and Mr. Roger Jenkins, Vice President of Finance, Alpha Guardian.

Mr. Bugarin advised Alpha Guardian was planning to expand its current Nevada operations. The company was currently renting a 24,000 square-foot facility in southern Nevada. The planned expansion would require a facility of at least 100,000 square feet. The company was also considering relocating its Chicago Stack-On brand operations from Illinois to Las Vegas.

Lieutenant Governor Hutchison asked about the operations at the expanded facility. Mr. Bugarin advised the expansion would primarily accommodate distribution.

AMERICAN OVERSIGHT

Mr. Jenkins noted the company had experienced great success working with UNLV to offer internship programs. One participant in the internship program had been hired by the company upon graduating. Mr. Jenkins also noted the company had a commitment to supporting its employees' learning and growth and had implemented a program called Alpha Guardian University. The program focused on adult literacy. Alpha Guardian University has executed 1,300 hours of training between 2016 and 2018.

DIRECTOR ANDERSON APPROVED THE APPLICATION FOR A SALES TAX ABATEMENT, A MODIFIED BUSINESS TAX ABATEMENT, AND A PERSONAL PROPERTY TAX ABATEMENT AS DESCRIBED IN AGENDA ITEM 6B.

C. CANNAE HOLDINGS, INC.

- **SALES TAX ABATEMENT**
- **MODIFIED BUSINESS TAX ABATEMENT**
- **PERSONAL PROPERTY TAX ABATEMENT**

Mr. Walsh, LVGEA, presented Cannae Holdings, Inc., and provided a brief overview of the company and abatements sought. Cannae Holdings, Inc. is a diversified investment company headquartered in Las Vegas. The firm primarily invests in restaurants, technology enabled healthcare services, financial services and more. Cannae's strategic acquisitions contain a mix of majority and minority owned businesses with significant underlying value. These holdings include majority and minority equity investment stakes in a number of entities, including American Blue-Ribbon Holdings, LLC (ABRH), and Ceridian Holding, LLC (Ceridian). In October 2017, the company purchased the shares of T-System Holding, LLC. T-System is a provider of clinical documentation and coding solutions to hospital-based and free-standing emergency departments and urgent care facilities. The project would hire 50 new employees at $36.90. The company planned to make a capital investment of approximately $1.1m. Mr Walsh was joined by Mr. Richard Cox, Executive Vice President and Chief Financial Officer, Cannae Holdings, Inc. and Mr. Gary Amico, Amico and Associates, Inc.

Mr. Cox advised Cannae Holdings, Inc. was considering building headquarter operations adjacent to its existing Las Vegas facility. The project would involve hiring of financial, information technology, and accounting personnel.

Mr. Cox highlighted the company's commitment to Las Vegas and the local community and noted the company was involved in various corporate citizenship and community engagement activities. The executive group of Cannae included Mr. Bill Foley, the lead person of the ownership group responsible for bringing the National Hockey League to Las Vegas and Nevada. The Vegas Golden Knights were associated with the Golden Knights Foundation, an organization that serves as the primary charitable link between the Vegas Golden Knights and the Las Vegas community.

The Folded Flag Foundation was also an organization with an executive board that included Mr. Bill Foley and Mr. Richard Cox, the CFO of Cannae Holdings, Inc. The Folded Flag Foundation's mission was to provide educational scholarships and support grants to the spouses and children of the United States military and governmental personnel who died as a result of

AMERICAN OVERSIGHT

hostile action or in an accident related to U.S. combat operations. The Folded Flag Foundation recently held an event at The Cosmopolitan on March 29, 2018 where it raised more than $50k to help support the families of fallen heroes.

Director Anderson asked whether the company intended to hire locally. Mr. Cox advised the company initially sought to recruit locally. So far, most of the company's workforce had been sourced from Las Vegas, and the company anticipated this continuing to the extent the required talent was available.

Director Anderson inquired whether the company worked with any of the universities for recruiting purposes. Mr. Cox advised the company offered entry level roles and was currently looking at partnerships with UNLV and other local learning institutions. The company also planned to explore collaborations with UNLV to develop internship programs.

DIRECTOR ANDERSON APPROVED THE APPLICATION FOR A SALES TAX ABATEMENT, A MODIFIED BUSINESS TAX ABATEMENT, AND A PERSONAL PROPERTY TAX ABATEMENT AS DESCRIBED IN AGENDA ITEM 6C.

7. WORKFORCE INNOVATION FOR THE NEW NEVADA (WINN) FUND PROGRAM APPLICATIONS - FOR BOARD APPROVAL

A. RENO AREA DATA ANALYTICS - REQUEST FOR APPROVAL TO ENTER INTO A WINN GRANT AGREEMENT NOT TO EXCEED $300,000

Ms. Stacey Bostwick, Workforce Development Program Coordinator, GOED, introduced Agenda Item 7A and noted GOED has been working with its partners Truckee Meadows Community College (TMCC), NCLab, and Desert Research Institute's AIC to develop a first building block of the Machine Learning option within the Advanced Automation and Robotics track of LEAP Advanced ICT (Information Communications Technology). This building block would address the growing workforce requirements for skills in Data Analytics and would be a decisive contribution to add to and considerably strengthen the talent pool in this field benefitting effectively every industry in Nevada as well as attracting 21st century technology heavy companies to locate in the state. This project was now seeking funding to develop a completely online, hands-on and self-paced learning program (non-credit) and make it available to 500 workers and job seekers, in the Reno area, to provide the skills and knowledge necessary for employment and growth in analytical professions. Ms. Bostwick was joined by Ms. Barbara Walden, Director of Applied Technologies, TMCC, Mr. Vasily Kamyshanov, the Chief Operating Officer, NCLab, and Mr. Russ Riggs, the Chief Operating Officer, Lift 361.

Ms. Walden noted, as Nevada's economy became more diverse, it brought the challenge of upskilling the workforce. The Panasonic Preferred Pathway (P3) training program was an example of meeting those workforce challenges via innovative programs and delivery methods. This had enabled Panasonic to hire the trained employees it required at the Tesla Gigafactory and allowed for Nevadans with no advanced manufacturing experience to receive the training necessary to work in one of Nevada's most promising and emerging industries. Another

AMERICAN OVERSIGHT

identified challenge was building Nevada's technology sector pipeline. Coding, cyber security, and data analytics were greatly in-demand skill sets. Additionally, these skills were not unique to technology, and crossed every industry sector including marketing, health care, business, and government.

Mr. Kamyshanov advised NCLab had developed online courses for STEM disciplines and was currently part of a Nevada Ready 21 Program for middle schools. NCLab is also working with Clark County, Washoe County, and rural areas of Nevada. This project would enable NCLab to qualify students to become workforce ready for technology based careers.

Mr. Riggs advised his company focused exclusively on analytics. The company offered custom analytics based on client's specific needs. The company's services were highly specialized and attracting talent had been difficult in the past. Mr. Riggs stated the project would introduce more data analytics into schools and equip more students with skills in this area.

Governor Sandoval inquired about the process of signing up for the program. Ms. Walden advised, for the purposes of the WINN funds, there would be an intake process including an application for the funding and assessment of an applicant's overall objective in participating and completing the program.

Director Anderson inquired about the program development and maintenance costs. Mr. Kamyshanov advised online education has a solid propriety platform to deliver complex knowledge to people, and this course would be developed together with participating companies to really match the job demand. Once the set was developed the costs to support it would be low. Once developed, it could easily scale to an unlimited number of students.

Director Anderson about the program timeframes. Ms. Waldon noted promotion and intake would commence within two months with a targeted course commencing by October 2018. Each course would take 80-120 hours for completion and it was estimated funding will be fully utilized by June 30, 2019. Program outcomes would be reported and evaluated using self-reported data gathered from participants and employer partners to understand the placement and wage gains experienced as a result of program completion.

A MOTION WAS MADE BY DR. DANA BENNETT TO APPROVE THE REQUEST OF RENO AREA DATA ANALYTICS TO ENTER INTO A WINN GRANT AGREEMENT NOT TO EXCEED $300,000 AS DESCRIBED IN AGENDA ITEM 7A. THIS MOTION WAS SECONDED BY MR. KLAICH. THE MOTION PASSED UNANIMOUSLY.

B. CLARK COUNTY HEALTH AND TECHNOLOGY - REQUEST FOR APPROVAL TO ENTER INTO A WINN GRANT AGREEMENT NOT TO EXCEED $700,000

Ms. Bostwick introduced Agenda Item 7B. Ms. Bostwick advised this program proposed to develop both a workforce increase in nursing and home health and infuse new technology training and the necessary skills to become effective bridges between clinical and community

AMERICAN OVERSIGHT

settings. This would help improve transitions from clinical to community settings, with strong potential to improve population health outcomes, reduce health disparities, and to control health care costs. Partners of the program include BrightStar Home Health, Hallmark Home Care, Homewatch Caregivers, Home Care Assistance, and the Nevada State Board of Nursing. The proposed strategy established increased capacity to on-ramp into healthcare through Home Healthcare or Nursing Assistant programs with new infusions of technology certifications. Beyond the strong economic value of creating new health jobs in southern Nevada, this approach would support efforts to mitigate the current economic burden incurred by the state due to chronic diseases and hospital readmissions. Students completing the program would represent the future of health care with skills and competencies in the use of technology to improve patient and community health outcomes. Ms. Bostwick was joined by Ms. Luz Castro, Health Care Specialist, College of Southern Nevada (CSN), Ms. Catherine Prato-Lefkowitz, Director of Nursing Education, Nevada State Board of Nursing, and Ms. Cynthia Knight, Director of Client and Caregiver Services, Homewatch Caregivers.

Ms. Castro explained the CSN Division of Workforce and Economic Development program strived to deliver a high-standard curriculum that taught and promoted all competencies and principles required for qualified home health aides and Certified Nursing Assistants (CNA). CNA programs are highly recognized by industry leaders and home health aides were among the fastest growing jobs in the industry. There were several barriers to the required education, the the primary being tuition. CSN also needed to innovate its programs with technology competencies to upskill and deliver a high-quality service to employers and the community. As the program certificates would be offered both online and in-person, students would have flexibility regarding different modes of matriculation. Several employers had already expressed interest in partnering with CSN and hiring its students upon completion of this program.

Ms. Knight advised there was currently a severe shortage of qualified candidates and this had inhibited growth of the business. Homewatch Caregivers had a contract with the Veterans Administration to provide care for veterans in their own home and the company was looking to CSN to develop qualified candidates as quickly as possible.

Ms. Catherine Prato-Lefkowitz advised a CNA certification was a valuable entry point into any health care occupation or profession. Many CNA students, particularly in high schools, had goals of becoming nurses, physicians, or dentists. Increasing the technological literacy for CNAs and nurses would be an effective path to increase competencies. Technology is commonplace in health care. However, it is not as commonplace in the training that CNAs and nurses receive.

Dr. Havins inquired about the tuition costs for a CNA program and the portion of this to be covered under the WINN program. Ms. Bostwick advised tuition for the CNA program was approximately $2,400. The program was structured to cover 100% of this fee.

Lieutenant Governor Hutchison asked how many tuitions would be covered by the program application. Ms. Bostwick advised the current application would cover 250 individuals. However, the objective would be to consistently seek opportunities for integration. In conjunction with WINN there may be scope to leverage additional funding sources for tuitions and increases in technology infusion and certification.

AMERICAN OVERSIGHT

A MOTION WAS MADE BY MR. BARRETT TO APPROVE THE REQUEST BY THE CLARK COUNTY HEALTH AND TECHNOLOGY TO ENTER INTO A WINN GRANT AGREEMENT NOT TO EXCEED $700,000 AS DESCRIBED IN AGENDA ITEM 7B. THIS MOTION WAS SECONDED BY DR. HAVINS. THE MOTION PASSED UNANIMOUSLY.

8. WORKFORCE INNOVATION FOR THE NEW NEVADA (WINN) FUND PROGRAM APPLICATIONS - FOR DIRECTOR APPROVAL

A. RENO AREA LOGISTICS AND MANUFACTURING RE-ENTRY INITIATIVE-REQUEST FOR APPROVAL TO ENTER INTO A WINN GRANT AGREEMENT NOT TO EXCEED $75,000

Ms. Bostwick introduced Agenda Item 8A and advised the objective of this program was to provide career development opportunities to individuals involved in the justice system, in northern Nevada, with a direct pathway to higher wage employment. This proposal would create trained, professional individuals, who otherwise may not have the opportunity to work in these industries, and who would meet the needs of local employers to expand their businesses. Quality Plastics, High Mountain Door and Trim, Reno Custom Crating, Sierra Meat and Seafood and Iron had all expressed a need for trained and skilled employees to sustain and expand their Manufacturing and Logistics businesses. Phase One would be launched in May 2018 and include a cohort of 30 participants. Ms. Bostwick was joined by Ms. Camille Vega, Re-Entry Coordinator, TMCC, Mr. Jonathan Wilson, Facility Manager, Northern Nevada Transitional Housing, and Mr. Bill Owensby, IT Director, Quality Plastics.

Ms. Vega stated current data showed one in three Americans had some sort of criminal record. These individuals had minimal support in re-entering society post incarceration. One-half of those released were incarcerated within their first year. Two-thirds were re-incarcerated within three years, and over five years, three-quarters were re-incarcerated. One of the greatest factors in reducing re-incarceration was meaningful employment.

Mr. Wilson advised he joined northern Nevada Transitional Housing in August 2017. Prior to this he'd been with the Department of Corrections for almost 15 years and had noted the lack of transitional support for inmates. Mr. Wilson and Ms. Vega had discussed the potential for certificate programs. Additionally, Mr. Wilson noted he had identified employers interested in participating in the program. Sought after skills pertained to manufacturing, logistics, food preparation, and food safety.

Mr. Bill Owensby advised Quality Plastics advocated for inmate re-entry with 40% of its currently staff being previously incarcerated. The typical new hires from these re-entry programs were reliable and consistent. Additionally, being gainfully employed could contribute to elevated self-worth and lower risks of reoffending. Mr. Owensby advised the company hired him from a restitution center two-years earlier. He now held the position of IT Director.

AMERICAN OVERSIGHT

Governor Sandoval highlighted his position as Chairman of the Board of Prison Commissioners and noted at times parole eligible inmates would select not to parole as they had no job or place to go. Governor Sandoval thanked the employers involved in the application and noted the importance of providing resources, tools and skills for a productive life.

Mr. Don Soderberg commended the program and noted the Nevada Department of Employment, Training and Rehabilitation (DETR) had also been involved in re-entry initiatives. Feedback often highlight how dependable and enthusiastic these employees were with some of the best employees being participants of re-entry programs.

Governor Sandoval asked if the program would also be available to women. Ms. Vega stated the first cohort would solely include 30 males. Best practices in re-entry program development and implementation had identified that men and women were best supported in separate training programs. Ms. Vegas advised the intention was to have a cohort of women in the second semester, pending additional funding.

Governor Sandoval thanked Ms. Vega and encouraged the group to come back to present a second application. Ms. Vega noted the objective was to do so in four months.

DIRECTOR ANDERSON APPROVED THE REQUST FOR RENO AREA LOGISTICS AND MANUFACTURING RE-ENTRY INITIATIVE TO ENTER INTO A WINN GRANT AGREEMENT NOT TO EXCEED $75,000.

9. DIRECTOR'S REPORT - REVIEW AND DISCUSSION

Director Anderson advised GOED's International Trade Division recently completed an advanced planning trip to Ghana, Botswana, and South Africa to prepare for a Governor-led trade mission that would take place in summer 2018. The trip was a success as partnership opportunities were identified in several sectors including trade, water technology, higher education, smart city technology, technology transfer, and good governance.

At the National Governors Association North America Summit in May 2018, Governor Sandoval and Premier Rachel Notley of Alberta, Canada signed an MOU focused on collaboration in the development, testing, and commercialization of drone technology. This followed a successful trade mission to Nevada of over fifty Alberta businesses in February 2018.

Mr. Randy Walden, GOED's Advanced Manufacturing Industry Specialist and Chair of State Apprenticeship Council; oversaw the approval of over 600 apprenticeships which included a recently announced 425 Panasonic employees. The apprentices would be attending classes at TMCC utilizing the flexible delivery manufacturing courses developed for the P3 program last year. This would be the first group of apprentices and would followed in the upcoming months by participants from Tesla as well as other manufacturers in Northern Nevada. Apprenticeships played a vital role in providing a highly qualified workforce for new and existing companies in Nevada.

AMERICAN OVERSIGHT

On April 20, 2018 GOED submitted a list of recommended census tracts, Governor Sandoval, to be designated as Opportunity Zones. Nevada's identification process has been held up as a 'best practice' by Policy Map who was involved in the creation of opportunity zone policy.

The Nevada Film Office (NFO) was working on revamping its online locations directory. The new online locations directory had been designed to better connect potential film locations around Nevada with production companies, giving local businesses more control and more opportunity. The directory was in the final stages and should launch in late May 2018 with an associated marketing campaign commercial promoted on Facebook, Twitter, and potentially local television.

Dr. Barclay was working with the Touro Center for Disaster Life Support, UNLV, the College of Southern Nevada, health industry corporate employers and other stakeholders to develop a series of certificates in Technology for Emergency Preparedness and Disaster Response. These certificates will be offered from high school to graduate level and will contribute to building and strengthening a technology-ready workforce.

Director Anderson welcomed Ms. Bostwick, as GOED's new WINN Coordinator. Ms. Bostwick is based in GOED's Las Vegas office.

10. STATE OF NEVADA UNEMPLOYMENT RATE UPDATE - as established by the Research and Analysis Division of the Nevada Department of Employment, Training and Rehabilitation.

Agenda item 10. was for information only. GOED is committed to providing this information for each Board meeting. There were no questions or comments regarding this item.

11. PUBLIC COMMENT

Mr. Cory Hunt, Deputy Director, GOED provided public comment from Carson City. Mr. Hunt stated May 18, 2018 would be his last day at GOED. Mr. Hunt thanked Governor Sandoval for the great privilege of serving the State of Nevada during his roles with the Governor's Office and GOED. Mr. Hunt also thanked Mr. Steve Hill, Mr. Paul Anderson, Mr. Bob Potts, the GOED Board, Nevada's RDA's, and GOED's staff. Mr. Hunt noted he looked forward to continuing opportunities and projects that would support Nevada's growth.

Governor Sandoval wished Mr. Hunt the best in his future endeavors and commended his contribution to the State of Nevada and dedication to the multiple projects he'd been involved in.

Assemblywoman Irene Bustamante-Adams, Chief Strategy Officer, Workforce Connections, provided comment from Las Vegas and thanked the GOED Board for supporting the Clark County Health and Technology WINN Fund application. Assemblywoman Bustamante-Adams also thanked Dr. Gillian Barclay, Healthcare Industry Specialist, GOED for bringing a global vision to Nevada and competitively positioning the state in terms of serving the employer.

AMERICAN OVERSIGHT

12. ADJOURNMENT

A MOTION WAS MADE BY DR. HAVINS TO ADJOURN THE BOARD MEETING. THIS MOTION WAS SECONDED BY MR. KLAICH. THE MOTION PASSED UNANIMOUSLY.

AMERICAN OVERSIGHT

Stephanie M. Klapstein

From: Castillo-Garcia, Claudia <ccastillo@dot.nv.gov>
Sent: Friday, June 29, 2018 3:21 PM
To: Andrew Clinger; Gaskin, David D; Dennis V. Gallagher; Emil W.Almberg; Frank Martin; Jack St. Martin (Lt. Gov's Chief of Staff); Karen Severin (Frank Martin); KristenVan Ry (Lt. Gov's Deputy Chief of Staff); Len Savage; Michele Mann (controller); Nicole Linan (Lt. Gov's Assistant); Nellis, Robert C; Ron Knecht; Malfabon, Rodolfo; SabrinaSantiago (Virginia Valentine-Assistant); Rosenberg, Sondra E; Dyson, Thor A; Larkin-Thomason, Tracy D; Virginia Valentine; Hoffman, William H; Mortensen, Cole C
Cc: Stocks, Holli L; Frobes, Ginger
Subject: JULY 9, 2018 ELECTRONIC TRANSPORTATION BOARD MEETING PACKET
Attachments: July 9, 2018 Agenda.pdf; July 9, 2018 Board Packet.pdf

Importance: High

Board Members, Directors and Assistants,

The July 9, 2018 Transportation Board Meeting packet is ready to be viewed on the FTP site, instructions for accessing the site can be found below.

To get to the site, click on this link: ftp://transboard.nevadadot.com

Once the screen comes up, click on 'View' and then 'Open FTP site in Windows Explorer'. If you are running Windows 7, an Internet Explorer Security window may come up letting you know a website wants to open web content on your computer. Click 'allow' to bring up the login screen.

To log on use the Username of transboard and password of NDOTmember (NDOT must be in caps, member must be in lower case, and there is no space between them).

Once logged in you will see several PDF documents. The packet is broken up by items for ease of navigating, though the document titled 'July 9, 2018 Board Packet' is the complete packet, including the agenda, in one file. Due to the size of the documents it may take a few moments for them to open. Copying the files from the FTP site to your computer should help them to open more quickly. Again, because of the size of the documents it may take a few minutes for them to copy to your computer.

****The Department has been encountering some issues with the FTP site so if you have trouble getting to the documents I have attached them to this email.****

AMERICAN OVERSIGHT

Please do not hesitate to contact Holli Stocks (hstocks@dot.nv.gov) or myself with any questions.
A hard copy packet can be provided upon request.

Claudia Castillo
Administrative Assistant
NDOT/Office of the Director
T: (775) 888-7440/F: (775) 888-7201
This communication, including any attachments, may contain confidential information and is intended only for the individual or entity to whom it is addressed. Any review, dissemination or copying of this communication by anyone other than the intended recipient is strictly prohibited. If you are not the intended recipient, please contact the sender by reply e-mail and delete all copies of the original message.

AMERICAN OVERSIGHT

Department of Transportation
Board of Directors
Notice of Public Meeting
1263 South Stewart Street
Third Floor Conference Room
Carson City, Nevada
July 9, 2018 – 9:30 a.m.

AGENDA

1. Presentation of Retirement Plaques to 25+ Year Employees – *Informational item only.*

2. Presentation of Awards – *Informational item only.*

3. Receive Director's Report – *Informational item only.*

4. Public Comment – limited to no more than three (3) minutes. The public may comment on Agenda items prior to action by submitting a request to speak to the Chairman before the Meeting begins. *Informational item only.*

5. Approval of June 11, 2018 Nevada Department of Transportation Board of Directors Meeting Minutes – *For possible action.*

6. Approval of Contracts over $5,000,000 (Attached as Exhibit A) – *For possible action.*

7. Approval of Agreements over $300,000 (Attached as Exhibit B) – *For possible action.*

8. Contracts, Agreements, and Settlements – Pursuant to NRS 408.131 the Board may delegate authority to the Director which the Director may exercise pursuant to NRS 408.205. These items and matters have been delegated to the Director by the Board by resolutions in April 1990 and July 2011. *Informational item only.*

9. Condemnation Resolution No. 469 – *For possible action.*

   Resolution of the Board of Directors of the Department of Transportation authorizing acquisition by condemnation of property for the widening and reconstruction of US-50, from Roy's Road to US-95A, in an unincorporated area of Lyon County, Nevada – 7 Owners; 2 Parcels

10. Formal Amendments and Administrative Amendments to the FFY 2018-2021 Statewide Transportation Improvement Program (STIP) – *For possible action.*

11. Old Business

    a. Report of Outside Counsel Costs on Open Matters – *Informational item only.*
    b. Monthly Litigation Report – *Informational item only.*
    c. Fatality Report dated June 6, 2018 – *Informational item only.*

13. Public Comment – limited to no more than three (3) minutes. The public may comment on Agenda items prior to action by submitting a request to speak to the Chairman before the Meeting begins. *Informational item only.*

14. Adjournment – *For possible action.*

AMERICAN OVERSIGHT

Notes:

- Items on the agenda may be taken out of order.
- The Board may combine two or more agenda items for consideration
- The Board may remove an item from the agenda or delay discussion relating to an item on the agenda at any time.
- Reasonable efforts will be made to assist and accommodate physically handicapped persons desiring to attend the meeting. Requests for auxiliary aids or services to assist individuals with disabilities or limited English proficiency should be made with as much advance notice as possible to the Department of Transportation at (775) 888-7440.
- This meeting is also expected to be available via video-conferencing, but is at least available via teleconferencing, at the Nevada Department of Transportation District One Office located at 123 East Washington, Las Vegas, Nevada in the Conference Room and at the District III Office located at 1951 Idaho Street, Elko, Nevada.
- Copies of non-confidential supporting materials provided to the Board are available upon request.
- Request for such supporting materials should be made to Holli Stocks at (775) 888-7440 or hstocks@dot.nv.gov. Such supporting material is available at 1263 South Stewart Street, Carson City, Nevada 89712 and if available on-line, at www.nevadadot.com.

This agenda was posted at www.nevadadot.com and at the following locations:

Nevada Dept. of Transportation
1263 South Stewart Street
Carson City, Nevada

Nevada Dept. of Transportation
123 East Washington
Las Vegas, Nevada

Nevada Dept. of Transportation
310 Galletti Way
Sparks, Nevada

Nevada Dept. of Transportation
1951 Idaho Street
Elko, Nevada

Governor's Office
Capitol Building
Carson City, Nevada

AMERICAN OVERSIGHT

1263 South Stewart Street
Carson City, Nevada 89712
Phone: (775) 888-7440
Fax: (775) 888-7201

MEMORANDUM

July 27, 2018

TO: **Department of Transportation Board of Directors**

FROM: **Rudy Malfabon, Director**

SUBJECT: **July 9, 2018 Transportation Board of Directors Meeting**

Item #2: **Presentation of Awards – Informational Item Only**

Summary:

This item is to recognize the Department of Transportation and staff for awards and recognition received.

America's Transportation Awards seeks to recognize projects that make communities stronger, economies more efficient, and quality of life better. This year, 35 states together nominated 79 projects across three categories, including Quality of Life and Community Development.

Every year the **International Partnering Institute** recognizes projects and individuals who best exemplify the principles of partnering and promote the mission to transform the construction industry to achieve exceptional results through a culture of collaboration.

The **American Society of Civil Engineers** (**Truckee Meadows Branch**) annually awards an Outstanding Civil Engineering Project of the Year along with an Engineer of the Year award and student scholarships.

Awards: (**1**) 2018 America's Transportation Award: Quality of Life/Community Development, Medium Project; (**2**) 2018 International Partnering Institute Partnering Award – Ruby Level; (**3**) 2018 American Society of Civil Engineers (Truckee Meadows Branch) – Project of the Year**; (4)** NDOT Partnering Award (read more on pages 5-6)
Project: USA Parkway (SR 439) Design-Build Project
Recipients: NDOT Project Manager Pedro Rodriguez; District II Engineer Thor Dyson; District II Asst. District Engineer Rick Bosch; Resident Engineer Sam Lompa; Ames Construction

The 12-mile extension of State Route 439 (USA Parkway), successfully completed on budget and three months ahead of schedule, has bolstered regional connectivity and mobility while supporting skyrocketing development at the world's largest industrial park.

Buoyed by a 9.1 benefit-to-cost ratio, the project stood out as the best transportation project between $25 and $200 million in the western states for enhancing community and quality of life. During construction, crews battled unprecedented snowfall resulting in record-setting flooding; watermain failures; and frequent visits from horses, mountain lions, bighorn sheep, and coyotes.

AMERICAN OVERSIGHT

A region impacted heavily during the 2007-2009 economic downturn has been reinvigorated with growth opportunity rapidly translating to an economic boon. With residents around the region now more connected than ever, and commute times reduced by up to 38%, the roadway provides the public additional routes to travel if a weather event or traffic incident necessitates a temporary road closure in the region.

The annual **APWA Spring and Fall conferences** recognizes transportation, structures, and environmental projects and considers community need and service to the public among its criteria. This spring, NDOT swept both transportation categories: Project of the Year Under $5 Million and Project of the Year $5-10 Million.

Award: Spring 2018 Conference APWA Transportation Project of the Year $5-10 Million
Project: US Highway 50 Cave Rock Tunnel Extension and Water Quality Improvements
Recipients: NDOT Project Manager Devin Cartwright; NDOT staff; Q&D Construction

Working with community members and stakeholders such as the Washoe Tribe of Nevada and California, NDOT built a 60-foot-long, 27-foot-tall tunnel extension carefully blended into the surrounding landscape to protect the traveling public from falling rocks at Cave Rock. The project included measures to improve scenery, lighting upgrades, road repaving, and improved signage to alert motorists of icy conditions and bicyclists in the tunnel.

The project also included water quality improvements along nearly four miles of US Highway 50 to reduce stormwater pollution into Lake Tahoe. Substantial public outreach including public meetings and project updates helped keep community members updated and involved in the project. The final project cost was $6,600,000.

Award: Spring 2018 Conference APWA Transportation Project of the Year Under $5 Million
Project: Contract 3645, Pahrump Roundabouts
Recipients: NDOT Project Manager Shawn Paterson; NDOT Resident Engineer Don Christiansen; Las Vegas Paving

NDOT contracted Las Vegas Paving to construct a single-lane roundabout at the intersection of S.R. 372 and Blagg Road, and to construct a two-lane roundabout at the intersection of S.R. 372 and Pahrump Valley Blvd. The final project cost was $4,046,000.

This particular project stood out to APWA for the coordinated efforts of project staff to work with the community to understand and embrace all benefits of a roundabout. Additionally, the marriage between how project engineers drew up the roundabout and how Landscape & Aesthetics staff enhanced the roundabout was described as beautiful by APWA voters.

AMERICAN OVERSIGHT

High-value research projects are recognized each year at the **AASHTO Research Advisory Committee (RAC) Annual Meeting**. A compilation of these projects is published in a document and disseminated country-wide to provide a helpful resource to state DOTs. The publication also helps avoid or reduce duplication of research. Each of the four RAC regions selects its top four projects to form the AASHTO Research Sweet Sixteen Awards.

Award: AASHTO Research Sweet Sixteen Awards
Project: Streamlining Hydrologic Prediction Processes Using New and More Accurate Techniques and Methods
Recipients: NDOT Hydraulics Engineer Brian Wilson; NDOT Research Section: Ken Chambers, Manjunathan Kumar; Consultants: Principal Investigator Dr. Annje Dodd and Project Director Jeff House (House Moran Consulting, Inc.) and Dr. Baxter Vieux (Vieux and Assoc., Inc.)

Despite the arid nature of much of Nevada, both flooding and flash flooding occurs throughout. Yet, there is no one-size-fits-all drainage design that could accurately and responsibly work throughout the entirety of the state. The purpose of this research was to conduct a detailed analysis of storm events in Nevada; the intended goal was to develop more detailed storm analyses for use by NDOT throughout the state. Analysis of *actual* storm events in terms of temporal and spatial distributions is expected to be more representative of rainfall experienced in Nevada, thus making design of drainage infrastructure more efficient.

The impact of this research is already far-reaching and paying dividends. In fact, the total cost of the research project was less than $200,000, and an estimated annual savings of $3 million will benefit Nevadans as a result of this research. The NDOT Hydraulics division is now empowered with reliable data to make better-informed decisions for drainage designs unique to all regions throughout the state.

NDOT Excellence in Partnering Awards are given annually statewide to recognize completed projects that best optimized principles of partnering. The main purpose is to celebrate success, share lessons learned of best practices, and recognize all project stakeholders.

Award: 2016 Excellence in Partnering Award
Project: Contract 3609, Wells Bypass Project on Interstate 80, Mileposts EL 68.978 to EL 74.855
Recipients: NDOT Elko Construction Crew 908; WW Clyde, Inc.; Diversified Consulting Services

The 2016 Excellence in Partnering Award recognizes the collaborative efforts of NDOT Elko Construction Crew 908, the contractor, WW Clyde, staff provided as part of the consultant augmentation by Diversified Consulting Services and the Partnering Facilitator, Neal Flesner of Ventura Consulting Group in the completion of Contract 3609 consisting of cold mill, rubblization, and overlay of I-80 near the city of Wells.

This was WW Clyde's first major northern Nevada project and the team faced the obstacle of recent turnover on NDOT Elko Construction Crew 908. These and other challenges were successfully mitigated as the team worked diligently to create a cohesive partnering atmosphere. These efforts included mentoring by more experienced crew, contractor and consultant staff, along with proactive communication and collaboration between team members and continual coordination with the City of Wells and Elko County. This resulted in critical issues resolved in the field and completion of an exceptional project 21 days ahead of schedule.

AMERICAN OVERSIGHT

Award: 2017 Excellence in Partnering Award
Project: Contract 3585, Carson City Freeway, South Carson Street to Fairview Drive, CC 0.05 to CC 3.15
Recipients: NDOT Reno Construction Crew 907; Road and Highway Builders; Parsons; Venture Consulting Group

The 2017 Excellence in Partnering Silver Award recognizes NDOT Reno Construction Crew 907, staff provided as part of the consultant augmentation by Parsons, Road and Highway Builders (RHB), subcontractors, and Partnering Facilitator, Neal Flesner of Ventura Consulting Group in the successful completion of Contract 3585, Carson City Freeway.

This high-profile project utilized innovative stratagies to overcome challenges such as implementing a conveyor system to transport one million cubic yards of excavated material under South Carson Street to the Oasis pit, reducing hauling costs, but also significantly reducing impacts to traffic. RHB and NDOT also coordinated to have sound walls constructed using pre-cast panels rather than cast-in-place. This change allowed for more quality control, maintain critical path, and avoid the additional costs of the cold weather cast-in-place method. Revisions were required at the intersection of the new freeway and South Carson Street. Rather than ceasing operations, RHB continued work in the area and implemented revised designs as they became available.

Award: 2017 Excellence in Partnering Award
Project: Contract 3625, USA Parkway, US 50 to I 80, LY 0.00 – 8.53 and ST 0.00 – 10.00
Recipients: NDOT Reno Construction Crew 905; Ames Construction; HDR; DCS; RHA & Assoc.

The 2017 Excellence in Partnering Gold Award recognizes NDOT Reno Construction Crew 905, staff provided as part of the consltant augmentation by HDR, DCS, & QCTS, Ames Construction, and parterning facilitator, Renee Hoekstra, RHA & Associates in their successful completion of Contract 3625, USA Parkway.

The team utilized partnering practices to ensure the success of this major and vital project for the enhancement of regional mobility. As a design-build contract partnering was especially important. The team was able to partner to ensure stakeholder expectations were met in a constantly changing environment. The team negotiated nearly $5.5 million in owner directed changes without adding additional time to the project. The strong partnering relationship developed between NDOT and Ames Construction allowed for these added benefit changes to be expedited with project completion three months ahead of the original schedule.

Award: 2017 Excellence in Partnering Frontier Award
Project: Contract 3661, US 6, SR 318 to 0.30 miles east of Murry Street, WP 13.71 to WP 37.47
Recipients: NDOT Elko Construction Crew 912; Road & Highway Builders; Top Quality Resources

The 2017 Excellence in Partnering Frontier Award recognizes NDOT Elko Construction Crew 912, the contractor Road and Highway Builders, and the Partnering Facilitator, Ron Portaro of Top Quality Resources.

AMERICAN OVERSIGHT

Slope flattening and drainage pipe extension along the roadway, asphalt pavement renovation, electrical and ITS work, and other improvements were made in Ely, where a flexible work schedule and excellent team communications led to limited impact to the traveling public. Indeed, cooperation between NDOT, RHB, and the City of Ely is a testament to muiltiple parties working together to overcome an early winter and other obstacles, all in the name of keeping maintenance forces and the public safe.

NDOT and RHB were faced with challenges during the construction of this project. A waterline was damaged during the installation of a footing for a DMS sign. The project team came together to mitigate the issue without a negative impact to traffic, the local community, the project schedule or budget. The project team was also able to coordinate with local maintenance forces to complete the needed repairs at the Nevada Highway Patrol Inspection area in the project limits. The team was fully committed to the success of this contract and was able to deliver the project on time and under budget.

Award: 2017 Excellence in Partnering Silver Award
Project: Contract 3665, I 80, Fernley to LY/CH County Line, LY 5.844 to LY 15.912
Recipients: NDOT District II; Diversified Consulting Services; Granite Construction Company

The 2017 Excellence in Partnering Silver Award recognizes NDOT District II, consultant construction crew provided by Diversified Consulting Services, and the contractor Granite Construction.

The project consisted of repaving along I-80 east of Fernley, in both directions from east of the Nevada Pacific Parkway to the Nightingale Hot Springs exit. Approximately ten miles of the interstate was repaved, with two inches of the old interstate surface removed and repaved with three inches of new asphalt. Roadside drainage improvements were also made.

The project team recognized the value in forming strong relationships and working toward the same goal. The team was faced with two main challenges: The first was developing an accurate project schedule, which was importatnt due to the multiple highway paving projects the contractor had to complete. The second was the new NDOT specifications on “Percent Within Limits” (PWL) and “IRI”. The contract was completed 10 days ahead of schedule and the 8,000 daily drivers on the roadway were provided a smoother, safer interstate surface.

Award: 2017 Excellence in Partnering Frontier Award
Project: Aultman Street/Great Basin Highway, Ely, NV
Recipients: NDOT Ely Mainenance Crew 380; Reck Brothers, LLC

The 2017 Excellence in Partnering Frontier Award recognizes NDOT Ely Maintenance Crew 380, and the contractor Reck Brothers, LLC in the completion of Aultman Street/Great Basin Highway cold mill, over lay project.

This project demonstrated the success of utilizing partnering practices on a small rural project that resulted in both time and cost savings to the Department. The contractor and NDOT worked together to address the shortage in man-power and hauling equipment. NDOT provided the man power and equipment for traffic control and hauling materials to the project site allowing the contractor to complete the project ahead of schedule and under budget.

AMERICAN OVERSIGHT

Award: 2017 Excellence in Partnering Gold Award
Project: Pyramid/McCarran Intersection Improvement Project, Tyler Way to 0.23 miles north of Queen Way, WA 3.9 to WA 4.4
Recipients: NDOT; RTC Washoe County; City of Sparks; HDR; CME; NCE; BEC; CAG; Taylor Made Solutions; Granite Construction Company; Renee Hoekstra of RHA, LLC

The 2017 Excellence in Partnering Gold Award recognizes the collaborative efforts of the Regional Transportation Commission of Washoe County (RTC), Nevada Department of Transportation (NDOT), City of Sparks, HDR Engineering (HDR), Construction Materials Engineers (CME), Nichols Consulting Engineers (NCE), Black Eagle Consulting (BEC), CA Group, Inc. (CAG), Taylor Made Solutions, Granite Construction Company, partnering facilitator Renee Hoekstra of RHA, LLC., subcountractors and stakeholders in the successful completion of the Pyramid/McCarran intersection improvements.

This project required intersection reconstruction without severely disrupting the passage of 60,000 vehicles each day while maintating access to a regional shopping plaza and keeping construction impacts to the adjoining neighborhood at a minimum. Realizing these great challenges, the project team elected to build the project under a voluntary partnering agreement.

It was determined that public outreach was paramount for the success of the project. The team built trust with the local community by ensuring that the three-week lookahead schedules released to the public were reliable.

Some of the notable project successes were as follows:

- Despite extreme weather, the project was completed five months ahead of schedule.
- Partnering with NV Energy and AT&T trimmed utility relocation/installation from 18 months to two months.
- Utilizing marathon paving strategy reduced impact to local businesses from several weeks to just 72 hours.
- Utilizing precast retaining walls at no additional cost to the project to save 25 working days.
- No claims were filed, as all issues were resolved at the project level.

AMERICAN OVERSIGHT

Transcript of Nevada Department of Transportation
Board of Directors Meeting
June 11, 2018

Governor Brian Sandoval
Lt. Governor Mark Hutchison
Controller Ron Knecht
Virginia Valentine
Len Savage
BJ Almberg
Rudy Malfabon
Dennis Gallagher

Sandoval: Good morning, ladies and gentlemen. I will call the Department of Transportation Board of Directors Meeting to order. Can you hear us loud and clear in Northern Nevada?

Malfabon: Yes, Governor.

Sandoval: All right. We'll proceed with Agenda Item No. 1, the Director's Report. Director Malfabon, please proceed.

Malfabon: Thank you, Governor. Just wanted to mention that Bill Hoffman and Mary Martini are attending the Western States DOT's Meeting in South Dakota. Best wishes and safe travels to them.

Wanted to pull Condemnation Resolution under Agenda Item 10 from the Agenda. As we continue to work with property owners, we like to keep our projects on schedule and will often bring a condemnation resolution to the Board. As you've directed us Governor, and Board, to NDOT, to continue those types of discussions and negotiations. In this case, we were actually able to reach a settlement with a property owner, so we'll pull that item.

Wanted to express our condolences to Las Vegas Paving and just the entire Southern Nevada community and Nevada as a whole. We really lost a great leader with Bob Mendenhall. He was the founder of Las Vegas Paving Corporation. He passed away on June 2nd. He was really a giant in the asphalt paving industry. He did a lot of the early research into asphalt paving recycling; held a lot of patents. He really built up Las Vegas Paving to be one of the premier construction companies, not only in Nevada but they do work in other states as well now. They are actually #188 on the Top 400 Construction Contractors List from Engineering News Record. They've worked on every major freeway that NDOT has, as well as the Beltway for the County, and other major roads for other

DRAFT

AMERICAN OVERSIGHT

agencies in Southern Nevada and across the State. I just wanted to acknowledge his passing and express our condolences. He was a great benefactor also to the University of Nevada, Las Vegas, with some of his donations and building an Innovation Center down there in Southern Nevada.

Knecht: Governor? Governor?

Malfabon: The Controller would like to—

Sandoval: Mr. Controller.

Knecht: Thank you. If I may, just one question to Mr. Malfabon on the previous item, the pulling of Item 10. Does that mean that the parcel in question will be going back to the private land owner and that the State will no longer have any authority over it? If so, when?

Malfabon: I'm going to have Ruth Borrelli respond to that.

Borrelli: This is a settlement that we came to with the property owner. It is still necessary for the construction of the project. That's the item that's being pulled. I believe you're referring to another item under the Transportation Board. We will address that later.

Knecht: Here's the reason I ask. On Item 10, I looked at the map and campaign signs pop-up on that parcel all the time. In case I wanted to put one there this fall, I wanted to know who to talk to.

Borrelli: Oh, okay. And, we are only acquiring a portion of that property. So, you can place your signs outside of that, if the property owner so wishes. Thank you.

Knecht: Thank you. Thank you, Governor.

Malfabon: Yes indeed, you remind us that it is important week. Especially tomorrow.

Sandoval: Yeah, but if those signs are in the right-of-way, yank them Rudy. [laughter]

Malfabon: Yes, we always notify elected officials or people running for office of the rules.

Here is Emergency Operations. I just wanted to thank District 2, once again. They seem to be bear the brunt of a lot of bad weather in the winter and in the spring, had mudslides out at Topaz Lake. They closed down the highway on US-395 on May 21st. Then a couple of days later—we just had a series of storms that week and had flash flooding that took away a lot of the shoulder material, up to

AMERICAN OVERSIGHT

five feet and some areas had to be rebuilt. Our maintenance folks did an awesome job, thanks to Thor and the District 2 Management Team and the Maintainers in District 2 for their efforts.

Just to mention also with Emergency Operations, we just heard about another fire, kind of southwest of Lockwood. We're in fire season and thankfully we didn't have a big fire this weekend, on Saturday, when we had those high winds. Our folks will continue to assist in any kind of emergency operations to protect public safety and property.

Federal update. So, we're preparing a grant application, looking at the I-580, early action project. This is the project that the Board approved to look at bonding. We feel that it would be a good match for this program, which the administration and USDOT are looking at a significant local funding for projects and so we're bonding it. It does fit the bill for competing for this program. We'll also look at others. These grant applications are not due until July, so we have a little bit of time.

INFRA Grants, previously known as Fastlane, so concentrated on freight movement. There was $1.5 billion approximately, announced by USDOT subject to Congressional Review in the next couple of months. The reason it was so large was, they didn't issue the FY '17 grant funds available, they combined them with FY '18. Unfortunately, we didn't receive an award or entities in Nevada didn't receive one. Twenty-three states, primarily DOTs did receive awards. So, we were disappointed in that.

Good news is that, the US Senate and the House of Representatives are getting close to agreeing on appropriations bill for Federal FY '19, that starts October 1st. As you recall, sometimes when they don't agree, we get these little short-term extensions, they give us our spending authority. We're pleased that they're not that far apart and it looks like they will pass something. On the next slide you'll see some of the details, but the—go ahead to the next slide.

I put some blue arrows there on some important programs. The Administration wanted to zero out Capital Investment Grants for Federal Transit Administration and Congress funded that substantially. The Federal Highways, FHWA and Federal Transit Administration, Transit Formula Grants, the other two blue arrows give you a sense of that $45 billion to the FHWA and nearly $10 billion for Transit. Those are important programs to continue.

AMERICAN OVERSIGHT

As you can see at the bottom, the percent of FAST Act authorization level, they gave us a little bit extra from what was anticipated. The FAST Act had a little bit above 2% built in for inflation in the annual amounts authorized by Congress in that Surface Transportation Bill. So, we're pleased that they're not that far apart and they're also—there was a portion of it that's related to a bridge program, $800 million in bridge funding that's going to be distributed by the formula process. So, sometimes they have these monies available through grants, when they add a little bit of money. In this case, they're doing it by formula, meaning, all the states will get their fair share based on the current formula that distributes surface transportation funding.

We prefer formula—having that distributed by formula, rather than grants, as you can see in the last slide, where we didn't fair too well in the grant application process. We'd rather have it distributed by formula. Good news is, they're not far apart and they're going to likely pass that before they're done with the—before the federal fiscal year currently expires.

We've been working with the Reno Airport Staff and their consultant. Want to give a lot of thanks to Cole Mortensen and the Spaghetti Bowl Team. They've been working with the Airport's consultant and Airport Management Staff to not only keep our project on schedule but come up with some ideas and concepts that could meet the needs of both NDOT and the Airport.

Governor, I wanted to thank you also, for the meeting that we had with the airport leadership recently and appreciated your comments. As Cole was going in to present this week to the Airport Board on June 14th, you said you'd appreciate the leadership at the Airport kind of brief their Board Members so they're not beating up on him. I'm sure Cole appreciated that too.

We anticipate that they'll pass the resolution, just kind of stating what they want to see. Our goal was to keep the process of the environmental approval on schedule for the Spaghetti Bowl project. We advised the airport that while we're working on these details, which I'll show a graphic later, it's unlikely that it's developed enough to get it into the draft Environmental Impact Statement, but we're working to get it into the final EIS, which we want to get approval from the Feds by mid-2019. This is a very quick turnaround for an EIS of this magnitude. It's a large project.

This is a graphic of what we've been working on with the Airport's consultant. You can see that there's a lot of lines there but the point being that, on the top,

AMERICAN OVERSIGHT

you see that red and blue line, that's the flyover ramp. It misses the high school, that's the important thing is try to stay within the right-of-way with some of the concepts. Their concept is a little bit different. It has the roundabout where we didn't have ours as a roundabout on Plumb Lane.

The point is, we are trying to work with Kittelson and Associates, the Airport's consultant to come up with some concepts that can fit within the right-of-way, not add a significant amount of expense, relatively speaking, to the project and we believe that we are accomplishing that goal by continuing these meetings with the Airport. Not developed enough to just plunk into the draft EIS, but we're getting there. Then it will be subject to federal review, as far as the final document, the Environmental Impact Statement.

A little bit on the Early Action Project, which will—I'll talk about the rebranding effort a little bit later. The Request for Qualification was released after the Board approved us going forward with the project. Responses are due the middle of next month. The Federal Highway Administration felt that the environmental approval for the Spaghetti Bowl Project, the EIS, will cover the Early Action Project. It's kind of the—we had said it was more independent. They're saying, just keep it together as kind of the initial phase of the project. It won't affect the timing of our Early Action Project, the design-build project that was approved to go forward by the Board.

We're happy the timing of the NEPA process, the environmental process for Spaghetti Bowl is not going to delay the Early Action Project going forward. It is subject to the funding that's going to be approved by the Governor's Finance Office when they review NDOT's biennial budget request and then subsequently, the Legislative approval required in the 2019 session for bonding.

Speaking of branding concepts. We didn't want to call it Early Action Project. We wanted to call it something more, kind of more marketable and sexy. If you want to call a project sexy. We got some concept on the left that the team had kind of brainstormed and then a few logos in the right. If you look at the list on the left; Ramp Up, Spaghetti Bowl Express, Fast Track Rapid Auto Commute, ESC/East to South Connector, which Member Savage said, it's a lot bigger than that, so we noted his comments from the last month. Fast Lane, Phase I, Zoom or Zoom 1.0. EXCELerate, Biggest Little Interchange. It's something the City of Reno came up with.

AMERICAN OVERSIGHT

So, definitely would be interested in the Board Members thoughts about that. Governor, if the Board has preference, just let us know. I know it's kind of just new to the Board Members today, but we are definitely open to any kind of comments from the Board about what they think would fit. We want to have a brand-name associated with this Early Action Project, which would be in concert with the Spaghetti Bowl.

Wanted to mention to the Board the good news about the Project NEON bonding. You had previously approved it in March and the Board of Finance in March the issuance of approximately $140 million bond. We did continue to receive a high-rating from Standard & Poor's, AAA Rating. We had six bidders so a lot of interest. Approximately 3.3% interest rate from B of A. The State Treasurer announced significant savings by combining all these phases of Project NEON, which was one of the goals of the Transportation Board years ago when we were talking about getting Project NEON out the door. Get it built, rather than waiting the 20 years or so and doing it with bonding made sense, financially. It made it more affordable, although it's the biggest surface transportation project that NDOT has ever embarked on.

I think it's a good news story that we did the right thing by going with bonding and it was a significant amount of savings. I think that over the term of—had we gone with that 20-year term of delivering the project, it was about $1 billion in savings by doing it quickly and that project will be completed middle of next year.

I wanted to inform the Board about a meeting I had recently with the Stadium Developer and the MGM Representatives about the Hacienda HOV Ramp. As you recall, we're doing the environmental clearance for the Tropicana Interchange, along with the Hacienda HOV Ramp and the Harmon HOV Ramp. They're all in that same vicinity, near the resort corridor and the stadium.

What the MGM's concern was with the—the HOV plan update that NDOT did a few years ago was done before we knew where the stadium was going in. NDOT viewed it as, well the HOV ramp will actually be able to serve the stadium as well, but the MGM brought up some points that I think were good points about the location of the HOV ramp and they didn't support that. They were concerned that because of the fact that the pedestrian access is primarily going to be on Hacienda and they're not building a separate bridge for that, they felt that their plan was to basically close off Hacienda, except for one lane for transit, for access to the stadium on event days and then have all the other lanes—basically have

AMERICAN OVERSIGHT

most of the bridge accessible to pedestrians that are crossing over I-15 from the strip side, where primarily there's Mandalay Bay and kind of to the north, the Luxor and Excalibur. And the Monorail is looking to extending to that side of Las Vegas Boulevard as well, at Mandalay Bay.

So, given that their plan was to have Hacienda as a pedestrian access for the stadium events; not just NFL games or UNLV games, but also concerts and other special events throughout the year. It didn't—their concern was, their traffic control plan would have them closing off the HOV, so we wouldn't get the benefit of the HOV for supporting that and we looked at other concerns. You see the layout there, the stadium is well underway with all those cranes and construction effort there. You see the bridge that we're talking about, the grade separation or overpass, over I-15.

So, at the top of that aerial photo, you see Hacienda and it goes under the Mandalay Bay property. You can kind of see their concern there. They have a small sidewalk. There's access to garages or shopping at that—on that street. They felt it wasn't a good location for the HOV. They wanted us to look at the possibility of looking at Harmon for the access point for the HOV.

I think that they made some good points. We definitely don't want a situation where the stadium and the MGM can't support what we intend to construct there. We would like to—we're working with Federal Highway Administration and our environmental group that's working on the current Tropicana/Hacienda/Harmon Project to have this considered as some options to look at other HOV access points, rather than the northbound access point that was intended at Hacienda.

We'll continue to work with those groups. Looking at possibly revising the HOV Plan. One of the benefits of that is that, we didn't know, when we were putting together the HOV Plan, we didn't have all the details, but the replacement, the Hacienda Bridge, actually when you build something in the center of I-15, you have to shift the lanes over, northbound, which means the bridge supports for the Hacienda Bridge are in the way of some of those lanes that you shift over to make room for the improvements in the center of I-15.

So, it avoids the expense of complete removal and replacement of the Hacienda Bridge. One of the concerns from the stadium, obviously was, they don't want to see any construction in that area that would basically, affect the operations on opening day for the stadium in August 2020 is when it's anticipated. Also, it allows us to take another look at the most optimal, the best location for the

AMERICAN OVERSIGHT

northbound I-15 off-ramp; whether it's south of Harmon or North of Harmon, as I said, we're going to look at Hacienda and possibly look at changing the HOV plan to see what makes sense for—because we want to make it accessible to not only the tourists and the visitors for the strip but also for employees that are trying to get to where they work on the resort corridor.

Our concern is, obviously how does it affect the NEPA schedule for the Tropicana Interchange, which we anticipated trying to get approvals from the Federal Highway Administration in the early part of next year. I think that it's best to approach it realistically, to say what's the best location for the HOV, rather than taking the plan that was developed before the stadium site was determined and go any further with that. Given the points raised by the MGM and the stadium developer, we're willing to look at that and reconsider the best location for the HOV ramp.

The good news was, they both understood that Tropicana Interchange and the reconstruction there is needed. It will really open up I-15 underneath and improve operations at that interchange. They knew it'd be a significant impact to that area of the resort corridor with reconstructing the flyover and the interchange ramps, the bridge over I-15 but they weren't as concerned about that. It's still, it's further away from the stadium and it's good news that we can still have their support on the Tropicana Interchange Reconstruction that will be coming in the future years.

The RTC of Southern Nevada is going to hold a groundbreaking event for their I-11 Phase 2 Project, that's the lion's share of the I-11 route that bypasses Boulder City and connects to the existing interchange there by the O'Callahan-Tillman Bridge, over the Colorado River. Significant projects, significant amount of investment by the RTC of Southern Nevada. They moved the date to August 9th and I believe that's been coordinated with both Governors of both Arizona and your office Governor. It's going to be a huge event August 9th for that groundbreaking.

You'll have the award of Blue Diamond Road, that's a significant project that finishes the widening of SR-160, the road to Pahrump from Las Vegas next month. As I mentioned, Aggregate Industries was the apparent low bidder at nearly $59 million. It's a significant project in Southern Nevada that you'll approve next month. We're doing the bid analysis currently.

AMERICAN OVERSIGHT

Then, a significant project, Phase 3C of the Centennial Bowl, that's the interchange of the Beltway and the US-95 in the northwest part of the Valley there in Las Vegas. Advertise for bids, opening later this month on June 28th. It's in the $49-59 million range. You can see the amount of investment that we're doing on some projects in Southern Nevada.

No settlements expected at this week's Board of Examiner's Meeting. Dennis could probably put in more in legal terms for the Nassiri case, but I just put it succinctly there that the Nevada Supreme Court, they—Nassiri tried to get his attorneys to basically request a reconsideration. It wasn't granted. Previously, the Supreme Court told the District Court, basically that NDOT had prevailed and we had about $1 million in legal costs and fees that were due back from that case. There will be an opportunity to ask Dennis any questions about that during the Old Business, as well.

Lastly and sadly, we want to wish the best to Reid Kaiser, our Assistant Director of Operations. This is his last week. He's done a great job here at NDOT. Reid, thank you for the efforts that you did in improving relations with the Headquarters Divisions and just solid management of their programs and operations. Just to remind everyone, that's the bread and butter of what NDOT does, the construction, maintenance, traffic operations, equipment division, the materials division. They really get a lot done. That's where the rubber hits the road and Reid's leadership really led them to work diligently on their programs but also to work with the Districts and to be more in touch with what the District's needs are. Having a centralized organization such as NDOT, it's often that the Districts feel that they kind of get lost in the shuffle. Reid was very key in keeping those communications open with the Districts, as well as Tracey Larkin-Thomason's efforts with the Districts and just making that partnership work. I wanted to thank you Reid, for your years of service to the State of Nevada and to NDOT. I'm sure that some of the Board Members have comments too.

Kaiser: Thanks, Director Malfabon.

Sandoval: If I may, Mr. Director. I personally want to thank Reid for his service to the State of Nevada. Lieutenant Governor just leaned over and said, that's a big loss. It truly is. Reid, you know, I hope that you know that you have the satisfaction of driving anywhere in the State of Nevada and knowing that you've positively impacted every person in this State in all the projects that we do. That's really something to be proud of. In terms of meetings and my interactions with you, you've always been prepared, you've been professional. Everything that you

AMERICAN OVERSIGHT

touch, everything that you do is quality. Reid, we're truly going to miss you. This is a great opportunity for you and you know, it always makes me proud personally to see people who done a good job for the State of Nevada to move on to other things. You'll continue to have a positive impact on Nevada, but just in a different way. Speaking for me and speaking on behalf of all the people of the great State of Nevada, thank you very much for your service.

Kaiser: Thanks Governor. If I might, we have—the last eight years under your leadership, I know sometimes we kind of complain about these agreements, having to go over all the agreements and the contracts and everything, but—

Malfabon: We do not. [laughter]

Kaiser: You know, I appreciate your leadership because you have made us more cost-effective. We're a little leaner now and you know, in my opinion, under your leadership, we have become more efficient as a transportation community. I think that's what the State—the people who live in the State of Nevada, that's what they want. So, I appreciate your leadership that you've given to us in the last eight years.

Sandoval: Thank you Reid, that really means a lot. I think I saw the State Controller with his hand up.

Knecht: Thank you, Governor. I won't repeat all the things you said, but I agree with them. I just wanted to let Reid know that last meeting, I suggested maybe I'd bring a motion to keep him here, I thought real hard about that and decided it was in his best interest that I not do so. Reid, thanks a lot.

Kaiser: Thanks, Controller.

Sandoval: Member Savage.

Savage: Thank you, Governor. Reid, thank you for the many years of commitment and loyalty to NDOT. Today, NDOT is a better place, a better Department of Transportation because of Reid Kaiser. Personally, it's been an honor and a privilege to work with you shoulder-to-shoulder, Reid, over the past eight years. Your professionalism, integrity, consistency, ethics and professional standards are amongst the highest of any man or woman I've ever worked with over the last 35 years. You have reassured us all with your composure and your steadiness that the operations here at NDOT are the highest of quality in any state within the

DRAFT

AMERICAN OVERSIGHT

Union. We're going to truly miss you Reid and I wish you all the best in health and happiness in your future years. Thank you, Reid Kaiser.

Kaiser: Thanks Member Savage. I appreciate your leadership also on the CWG Board. Again, it's kind of the same that I said of the Governor. You know, there weren't always easy things that you guys brought up, you know, with unbalanced bidding and getting our projects closed out in a timely fashion, but again, with your leadership and Member Almberg and Frank Martin's, you know, we have made changes that I think the transportation community can appreciate and again, we our leaner—especially on the operations side, we're doing things better and more efficiently these days and I appreciate your leadership.

Savage: Well, thank you Reid. It's—you worked with us, we worked together. That means everything to all of us at the CWG. We appreciate it and we're going to miss you. Thank you, Reid.

Kaiser: Thanks.

Malfabon: Lieutenant Governor?

Hutchison: Yes. I just wanted to add my comments as well. Reid, everything that we have ever done together, again, has been first-class. You're a man of competence and character and I love to hold up examples of true public servants. You've got a lot of options, you've had a lot of options in your professional life and you've chose public service. When we talk about up and coming engineers and professionals going into public service, particularly with NDOT, we're going to hold you as an example of a true public servant who really sacrificed for the State of Nevada. As everybody here has said, the Governor and everybody else, we're grateful, wish you the very best and God bless you.

Kaiser: Thank you, Lieutenant Governor.

Sandoval: Rudy, did you have a comment?

Malfabon: No, I was just going to have one last item before we open it up for questions for the Director.

Sandoval: All right, please proceed.

Malfabon: Thank you, Governor. I just wanted to announce, the RTC of Washoe County is going to have a grand opening ceremony for the Southeast Connector on July 6th. I didn't have a slide for that but it's significant in that it's a big investment in

AMERICAN OVERSIGHT

transportation in Washoe County, but also should relieve some of the traffic that goes into the Spaghetti Bowl from Sparks, that once it heads south to the—either to Carson City or you can take that new road once it's opened up in July and it will alleviate some of the pressure that we see from traffic volumes at the Spaghetti Bowl on I-80. Definitely will attend that opening. If any Board Members are interested, it's July 6th. We can get you the details.

With that, that concludes the Director's update and willing to answer any questions from the Board.

Sandoval: Okay, thank you Rudy. I don't have any questions, just a few comments as I went through your presentation on the Reno Airport. I want to compliment you and Cole and everyone else involved in that project in terms of your efforts to communicate with the representatives there. I know that you've been reaching out to them from day one. We did have a meeting in my office and I think that everyone understands that NDOT's intent is to improve the quality of life and ability to move around in Washoe County in a much better effort and in no way would NDOT do anything to hurt the Airport. In fact, there's an opportunity here to improve ingress and egress to the Airport.

So, I was very pleased to see the Airport representatives now actively seek to participate in the process. Cole, you know, I appreciate you going to the Board Meeting on June 14th. As I said, this should not be and will not be an adversarial relationship. It will be one with the people, the State and particularly the people in Northern Nevada expect which is a spirit of cooperation and working together and I know—and I'm not saying we have not, because I think we have. I would expect that that meeting would be one that there would be a fair exchange of questions and answers. Really, you know, the big effort there is to avoid what could be a really big transportation problem in the future and get ahead of it.

I'm excited about that. With regard to the naming, my vote goes to Spaghetti Bowl Express. I like that. I mean, the other ones don't really describe where it is and I think that one, everyone there in Northern Nevada will know exactly what we're talking about.

Moving on to Project NEON bonding. I think it's extraordinary that there was $1 billion in savings by moving up the construction schedule from a 20 year one to a five-year one. Not only does it save taxpayers $1 billion, but as I mentioned to Lieutenant Governor and Member Valentine, you know, my comment then and my comment now is, the project would've been obsolete by the time it was

AMERICAN OVERSIGHT
NV-DA-20-0615-A-001821

finished in 20 years. I think that we've done the people of Southern Nevada a big service by being a lot smarter about things in terms of saving money and providing a quality project in a much quicker fashion.

Having been down here for the past several days, it's remarkable what NDOT and Kiewit have accomplished here in terms of the magnitude of this project but still doing a really good job in terms of allowing people to move around the best they can in the midst of the largest public works project in the history of the State. My compliments to you, Rudy, and Mr. Keller and everybody else associated with the project down here. I think you did a great job and Kiewit as well.

On to the stadium. I'm glad to see again, that we're trying to get in front of everything in terms of working with all the interested parties to—to make sure that this is done in an intelligent way, in terms of coordinating the stadium representatives, the gaming industry representatives and the transportation representatives. I think that's—one of the worst outcomes would be to have Day 1 and have a big traffic jam and not have everything done. I'm really pleased to see that we're ahead of this.

I do have a question there, Rudy and I don't know if I heard this anecdotally or internally. There was some discussion about a pedestrian ramp over the 15. Is that something that is still under consideration or ever was under consideration?

Malfabon: It was at one time, Governor, it was identified—it would be a pedestrian bridge, which I think they're looking at—because of the layout of the MGM properties, the Mandalay Bay and they found an approach that could work with Special Events to use the Hacienda Bridge. It still could come to pass that in future years, a pedestrian bridge could be built there, but for now, they felt that they could use Hacienda as a primary access for pedestrian traffic; which is going to be substantial from the Strip Area, South Strip, Mandalay Bay area.

Sandoval: All right, thank you. And then just finally, another comment with regard to the RTC, I-11, Phase 2 Project; also in coordination with our piece, the Boulder City Bypass. That again was something that really seemed like it wasn't possible. My compliments to NDOT, as well as the RTC for what I believe is a visionary project, in terms of the first piece to what will be a major transportation artery for the Southwest United States, connect Mexico, Canada and everyone in between. Particularly, for the benefit of the State of Nevada. This is really something that, you know, all of us won't be here, but when it's completed, I think people are really going to appreciate again the vision of NDOT and the RTC and everyone—

AMERICAN OVERSIGHT

and also our brothers and sisters from Arizona, from all of us working together to get this done. I know there's a lot more work that has to be accomplished in planning but this is a really big piece. I think a really massive indication of what the State of Nevada's intent and our commitment to making sure it gets done. Thank you for that Rudy.

Malfabon: Thank you, Governor.

Sandoval: Questions or comments from other Board Members with regard to the Director's Report, Member Valentine.

Valentine: Rudy, I'd like to acknowledge and thank you, Cole and Nick Johnson who appeared before the Northern Nevada Resort Association Board of Directors to talk about the Reno Ramps. I hope those will continue. I have one question, have they been added as a participating agency?

Malfabon: Cole is going to go ahead and address that Member Valentine.

Mortensen: First of all, I'd like to say thank you for all the kind words there. We have been considering them as a participating agency, I think since our meeting in late March. We actually did respond after it was apparent that there was some confusion as to whether or not there was an official document or something that made that happen. They will be and have been considered a participating agency since then. Basically what it boils down to is, it will be documented within the EIS and then we'll continue to work with them as we've worked with the other agencies to get through the process.

Valentine: I appreciate that. I have also a comment about that. I was a little surprised to see a traffic circle pop-up. I drive through traffic circles several times a day and they particularly, I think if you have people who are not familiar with how to drive in traffic circles, something like at an airport, where people are not familiar with the area, I think there could be some challenges associated with that. It surprised me too because I'm used to seeing traffic circles in conjunction [inaudible] and not necessarily capacity solutions. I hope that when you do your report, we—a good discussion about capacity and some of the alternatives, that things get a little bit lost and they don't really jump out at you from the graphics. I hope they'll consider that, to the Governor's point about long-term solutions as you are looking way down the road at increased volume.

Mortensen: Thank you. That's part of the reason why, at this point in time, we're not going to be able to include those alternatives as part of the draft EIS because we still have

AMERICAN OVERSIGHT

a lot of evaluation that has to be done. The traffic analysis and other environmental considerations as well, so basically at this point in time, the whole purpose for us doing the draft EIS is to allow us to discontinue looking at the other two alternatives and to discontinue doing any further evaluation on those. What it doesn't mean is that we're not going to be making changes to the preferred alternative that we presently have in going forward. We'll continue to work with them and make sure that we can do our best to handle those traffic volumes and make sure that we're mitigating any of the environmental concerns as we go forward.

Valentine: Thank you.

Sandoval: Mr. Lieutenant Governor.

Hutchison: Thank you. Governor, thank you. Rudy, thank you for your report. I just wanted to make a couple comments. One just on the passing of Bob Mendenhall, as Rudy you had mentioned and it was and is a loss for the great State of Nevada. As you mentioned, Bob was very innovative and really an icon in Nevada. I had an opportunity several months ago to take a tour of I-15, the I-15 stretch with his grandson Ryan. His legacy continues and his efforts continue and his history with the company will continue beyond his life. Some of that bridge work was excavation sites and that wildlife protection facilities that they came up with out there, I mean, those were very, very difficult engineering challenges that they conquered out there and very, very impressive. We continue to be blessed to have Bob's influence and his generosity in Southern Nevada and throughout the State.

I wanted to just follow-up on a couple of points and add my thanks on Project NEON. I drive Project NEON almost every day and it's never convenient to have a construction site in the middle of a freeway system like that, for anybody, but it is, I think as smooth as it possibly could be. I remember when we planned that and we thought about that and that was our number one priority, beyond making sure that the State of Nevada and the taxpayers receive a quality value for their tax dollars, but avoid the inconvenience as much as possible. I think we're accomplishing that. As I say, it's not convenient to have a construction project in the middle of I-15 and 95, but I think it's as smooth as it can possibly be. I just appreciate that. I haven't heard a lot of complaints, at least from my end down here.

Then again, just adding the emphasis that others have made to the pedestrian access for that stadium. Whatever we can do to coordinate with those hotels and

AMERICAN OVERSIGHT

the stadium, just—that's got to be a great game day experience, event day experience for everybody. Again, I'm very pleased that we're coordinating all those efforts.

Finally, maybe this is a best question for Counsel, in terms of Nassiri v. NDOT, what do we think our chances of actually recovering attorney's fees in that million dollar lawsuit there?

Gallagher: For the record, Dennis Gallagher, Counsel to the Board. If you'll indulge me for a moment because I know some Board Members aren't familiar with this case. It originated in 2012. NDOT was sued by Mr. Nassiri. Various tort and breach of contract allegations. Through the years, it was extensively motion practice to reduce the claims. Mr. Nassiri's theory of the case changed which added to the complexity to it and at different times, what he wanted from NDOT changed. At one point it was rescission plus $20 million. At another point, he wanted $45 million. Then at another point, he wanted $20 million but he got to keep the property.

Everything was thrown out except a couple of breach of contract related claims. We were scheduled to go to trial with that. The State opted to go to the Nevada Supreme Court to seek a Writ of Mandamus. Earlier this year, the Court entered such a Writ, directing the District Court to enter judgment in favor of NDOT on all remaining counts. Mr. Nassiri requested a rehearing from the Supreme Court which was denied earlier this year. We filed, on behalf of NDOT a Motion for Cost and Fees. The Judge ordered supplemental briefing. We submitted supplemental briefing and at argument on the supplemental briefing, the Judge ruled from the bench in favor of NDOT, awarding approximately $1 million worth of cost and fees. Significantly, that judgment will be entered against Mr. Nassiri both as an individual and his personal trust.

Hutchison: Mr. Gallagher, thank you very much. Congratulations to you, I know to outside counsel, had a chance to talk with him about the case. Competently handled, obviously, by his firm and managed by you. That's a big win and a great victory for us. Thank you.

Gallagher: Thank you, Lieutenant Governor.

Sandoval: Questions or comments from Northern Nevada?

Malfabon: None up here, Governor.

DRAFT

AMERICAN OVERSIGHT

Sandoval: Thank you. We will move to Agenda Item No. 2, Public Comment. Is there any member of the public present in Las Vegas that would like to provide public comment to the Board? There's no one. Is there anyone in Northern Nevada who would like to provide public comment to the Board?

Malfabon: Yes, there is Governor. Someone is approaching the podium. Please state your name.

O'Malley: My name is Cynthia O'Malley. Governor Sandoval, I'm so sorry to have missed you today. I hope I get to see you soon. I'm here because NDOT just did a fabulous job in dedicating the 12-mile segment of Highway 140 for my son Jacob O'Malley and Will Hawkins. I wanted to thank you again. It was so amazing how Governor Sandoval pushed this through and everybody here worked hard and got it done so quickly. So, thank you very much. Thank you. And, that day, on November 2nd when we met out there, it was a very special time. It will always be held in my heart and I will not forget it.

Governor Sandoval, I'm here today because I brought the ballcaps that I told you I'd bring for Len and Sean and Bill and you. Since you're not here, I wondered if I could make an appointment with you when you get back from Las Vegas, and give this to you in person?

Sandoval: Ms. O'Malley, thank you for being here. You don't need to make an appointment, you come any time you want.

O'Malley: Okay.

Sandoval: That was an extraordinary day. It makes me emotional just thinking about it. Please know, you're always in my thoughts and prayers and you know, again, your son is a hero and just a shining example for everyone. You know, again everyone at NDOT and everyone who was out there that day, it was truly a special moment. It will be a place that everyone will be able to come to and think and pray and reflect. It's such a beautiful, beautiful place. It's really nice to see you again. I apologize I was down here today. If I had known that you were going to be up there, I would've made a special effort to be there. Please know, any time you want to come in, I truly look forward to seeing you. I'm going to really, really treasure that hat.

O'Malley: Oh yes and you know, you will. I have something for your dog Charlie as well. Because, Gatsby was out there that day. I'd like to say, to give a recap too that, I don't know, probably Governor Sandoval knows this, but in April we were flown

AMERICAN OVERSIGHT

up with your tax dollars, thank you very much, to meet with and see the men that were behind the engine that day, the eight Boise Crew. There was eight men. They did their job and they saved the lives of Zachary and he's doing really well. We were flown up there because the National Director from Washington DC came and gave them all—they all received the Metal of Valor. I wanted to give that as a recap for everybody here, to know that happened. That was, gosh, they're eight young men, wonderful young men that did their job and went beyond the call of duty that day. That was really a special occasion that we went up there for and we were grateful to be there and to be able to thank them for the job they did. They saved Zach's life.

On this hat is the sticker that was done. It's called Never Forgotten. It has Engine 2410, O'Malley-Hawkins on here. And the date. What's special about this sticker is, it was asked to be put on the BLM engines in the State of Nevada as well, okay. So, they've made a hat and when I talked to the guys out there on November 2nd, you all said you wanted the Never Forgotten hats, so that's what I've brought you. I wondered, Governor Sandoval, if it would be okay, that I could give this to Len today and to Sean and then, at a later date, get maybe all four of us together and get a picture, altogether with the hat.

Sandoval: Absolutely, thank you. Thank you, thank you, very much. God bless you.

O'Malley: Thank you. So, can I give these to at least Len and Sean are here today, is that okay?

Sandoval: Yes, please.

O'Malley: Okay, thank you.

Savage: Governor, I typically don't speak during public comment, I don't think I ever have. This moment, it was very heartfelt and I want to thank Cynthia and may Jacob and Will rest in peace knowing they'll never be forgotten and this hat will be worn very proudly. I thank you, Cynthia. I thank you, Governor.

Sandoval: Thank you Len. Is there any other public comment from Northern Nevada?

Malfabon: I don't see any other speakers, Governor.

Sandoval: All right, thank you. We'll move to Agenda Item No. 3, which is the Approval of the May 14, 2018 Board Meeting Minutes, have the Members had an opportunity to review the minutes and are there any changes? Mr. Controller?

AMERICAN OVERSIGHT

Knecht: Governor? Thank you. At Page 4, in the third line of my remarks, towards the middle of the page, there seems to be a fugitive extra word there and we should take out the 'but' that's in that line. At Page 35, two items. The top line, the word reins should be R-E-I-N-S, not R-E-I-G-N-S. The second line from the bottom, there are three what's in that line, the second one should be 'want'. Those are all the changes I have, thank you.

Sandoval: Thank you, Mr. Controller. Do the Members have any other changes? If there are none, the Chair will accept a motion to approve the May 14, 2018 Minutes with the amendments recommended by the Controller.

Valentine: So moved.

Sandoval: Member Valentine has moved for approval, is there a second?

Hutchison: Second.

Sandoval: Second by the Lieutenant Governor. All the Southern Nevadans are going to get their motions this week. Any questions or discussion on the motion? I hear none, all in favor say aye. [ayes around] Those opposed say no. That motion passes unanimously. We'll move to Agenda Item No. 4, Approval of Agreements Over $300,000, Mr. Nellis, I would assume, you're up.

Nellis: Yes, good morning Governor, Members of the Board. For the record, Robert Nellis, Assistant Director for Administration. There are two agreements under Agenda Item No. 4, that can be found on Page 3 of 13 for the Board's consideration.

Line Item No. 1 is the first amendment with three service providers to increase authority by $400,000 and extend the termination date for the continuation of on-call archeological services due to limited staff resources, number of anticipated projects and to meet the requirements of the National Historic Preservation Act.

Line Item No. 2 is also the first amendment with three service providers to increase authority by $400,000 and extend the termination date for the continuation of on-call architectural historian services, due to limited staff resources, number of anticipated projects and to meet the requirements of the National Historic Preservation Act.

With that, Governor, that concludes Agenda Item No. 4. Does the Board have any questions regarding these two agreements?

AMERICAN OVERSIGHT
NV-DA-20-0615-A-001828

Sandoval: Thank you, Mr. Nellis. I have no questions. Board Members, any questions with regard to Agenda Item No. 4?

Knecht: Governor?

Sandoval: Is that you, Mr. Controller? Yes.

Knecht: Thank you. Mr. Nellis, a couple of questions. Could we have foreseen the need to run these projects three years, instead of one, at the time when they were first approved?

Nellis: Mr. Controller, I'll defer you to Cole Mortenson for those answers.

Mortensen: For the record, Cole Mortensen, Assistant Director of Engineering. I would have to verify with staff on that but my anticipation is, we've just started some more of these on-call lists. I would have to say, they're probably trying to find out how much use they actually get out of them, which is why they did one year to start with rather than the three. I think that that first year also helped them understand how much they'd be utilizing their services as well, which is why now they we're asking to extend it by two years, with the expectation of about $200,000 for each of those years.

Knecht: Fair enough. And, the problem that I see here is—actually two problems. One, there's an appearance here of getting the camel's nose under the tent and then two humps to follow. You know, as someone who used to have state contracts, getting an extension and more money in the amendment than the original had, it always looked like a great thing for the contractor. I guess, I understood your answer that you know, this is a start and a learning process. In the future, will we expect to see fewer of these back-end loaded amendments?

Mortensen: I understand your concern and your question there. Maybe to give you a little bit more comfort with this also. With this being an on-call, this isn't a direct contract guaranteeing each one of them would receive this funding.

Knecht: Right.

Mortensen: What this does is it allows us to open up the door to send out a quicker process to get smaller amounts of work done. So, even though we're amending this overall payable amount to $650,000, it doesn't mean that it is going to be spent or to given all to one contractor. But yeah, in the future, we're certainly—where we can, we certainly try to identify the total duration that we expect along with the

AMERICAN OVERSIGHT

total amount that we expect. In certain circumstances, it just doesn't work out that way.

Knecht: One final question here, how do we manage the budgetary aspects of this? We're looking at a new biennium here and I presume that the portion, the period and the dollars of the amendment that go into the new biennium are subject to legislative authorization and approval by the new Governor in the budget. Is that correct?

Malfabon: I'll respond to that, Mr. Controller. NDOT uses our Capital Improvement Program to pay the consultants that support our project delivery process, as well as our contractors that ultimately bill the project. Because that's a fluid situation, with receipt of grants or other funding adjustments, typically we do have to go to Interim Finance Committee for adjustments to the Capital Improvement Budget for NDOT. It's taken into account at that stage, when we go to IFC adjustments.

Knecht: Thank you, Mr. Malfabon and thank you, Governor.

Sandoval: Board Members, any other questions with regard to Agenda Item No. 4?

Almberg: I have one quick questions, Governor.

Sandoval: If there is none—oh yes, Mr. Almberg.

Almberg: This is—each of these items here have three consultants, for each of them. I'm just wondering, I realize that this work is given out by task order, whatever may come up and the simple question I have, have each of these consultants have had some type of task to do?

Mortensen: I would have to get that answer for you. Typically, with these, we'll send out a Request for Approach, or an RFA and then we'll get—it's a shorter type proposal, so they're not putting as much effort into it. Then they'll make the selection on who gets the work based off of the proposals that they receive. And, that doesn't necessarily mean that all three firms are going to submit a proposal either, right? It's just that we're asking them to submit, so that hopefully we can get them on board a little bit quicker. To—short answer to your question is, I don't know—

Almberg: Okay.

Mortensen: --if all three have, at this point in time or not.

Almberg: And I understand the process and I agree with the process, I was strictly wondering.

AMERICAN OVERSIGHT

Nellis: Member Almberg, I can answer that question. In the archeological services, all three have been issued task orders and then one had been issued a task order so far in the architectural history services.

Almberg: All right, thank you. That's all for me, Governor.

Sandoval: Thank you. Any other questions? If there are none, the Chair will accept a motion for approval of the agreements presented in Agenda Item No. 4.

Savage: Move to approve.

Sandoval: Member Savage has moved for approval. Is there a second?

Valentine: Second.

Sandoval: Second by Member Valentine. Any questions or discussion? I hear none, all in favor say aye. [ayes around] Those opposed say no. That motion passes unanimously. We'll move on to Agenda Item No. 5, Contracts, Agreements and Settlements, Mr. Nellis.

Nellis: Thank you, Governor. Again for the record, Robert Nellis. There are two attachments under Agenda Item No. 5 for the Board's information and no settlements this month.

Beginning with Attachment A, there are four contracts on Pages 4 and 5 of 14 in your packet. The first project is located on I-15 at 215 in Clark County. This is a capacity project in which restriping will modify the existing single lane southbound I-15 to westbound I-215 offramp to two lanes. There were two bids and the Director awarded the contract to CMMCM in the amount of $548,006.55.

The second project is located at the Elko Administration Building. This is for asbestos removal, rough carpentry, new doors and windows, as well as, mechanical and electrical improvements. The Director awarded the contract to Core International, in the amount of $343,730.13.

The third project is located in Fernley, Main Street from Hardie Lane to 400 feet west of Seventh Street. Construction includes ADA improvements, bike lane, curb gutters, sidewalks, approaches and drainage improvements. There were four bids and the Director awarded the contract to Granite Construction Company in the amount of $735,735.

DRAFT

AMERICAN OVERSIGHT

Lastly, the fourth project is at the Kingsbury Maintenance Station in Douglas County. This is for water line and sewer line installations. There were two bids and the Director awarded the contract to A&K Earthmovers in the amount of $544,000.

With that, does the Board have any questions regarding these four contracts before we turn to Attachment B?

Sandoval: Thank you, Mr. Nellis. I have no questions. Board Members, any questions with the first portion of this agenda item?

Hutchison: Governor?

Sandoval: Mr. Lieutenant Governor.

Hutchison: Thank you, just a quick question for you on Item 2. Were you surprised that there was only one bidder for that item?

Kaiser: Reid Kaiser, Assistant Director for Operations. Yeah, we were surprised and that—Northeast Nevada is very busy right now. In fact, this contractor had 11 subs on this job. Prices for the materials he was using has increased 40% this year. The contractors, the vertical contractors are very busy. That also gives an explanation as to why we were above the Engineer's estimate.

Hutchison: Okay. Thank you.

Sandoval: Thank you, Mr. Lieutenant Governor. Mr. Controller.

Knecht: Thank you Governor. Mr. Nellis, the first three projects came in nicely under the Engineer's estimate, so naturally I'm going to ask about the fourth one which came in about 30% over and its, you know, within seeing distance of the urban area here. Actually, you can see it from Carson City. Help us understand why that one came in 30% over.

Kaiser: Again, Reid Kaiser, Assistant Director for Operations. The biggest reason we think it came in over is, this job was up at Lake Tahoe and we had increased our Engineer's estimate a couple of times in the last couple of months because we've been meeting with the TRPA and trying to get this permit through. So, all we can figure is that, with it being in Lake Tahoe, there's longer hauls than what we had thought. I would have to assume that would be why the—why the contractor is over the engineer's estimate.

AMERICAN OVERSIGHT

Knecht: Okay. And, I guess there's an uphill aspect of that one too, as well as longer. Thank you, Reid. Thank you, Governor.

Sandoval: Any other questions?

Savage: Yes, Governor.

Sandoval: Member Savage.

Savage: On the same item, number 4, being over budget again 35%. We talked about this last month as well. I would like to take this discussion to our next meeting at the CWG because there does have to be a point where the Department says, we can't afford something if it's 35%, 50%, wherever that margin is. So, I would like to discuss it at our next meeting this afternoon at the CWG on a further basis. Because as a contractor on the private side, I realize materials and labor have increased substantially over this past year and will continue to do so. As a Department, wearing the other hat, we need to be well aware, on top of the game, understanding what those estimated costs are. So, just to reassure the Controller and the Governor and the rest of the Board, we will discuss this particular issue and other estimates at the next CWG. Thank you very much.

Nellis: Member Savage, Robert Nellis for the record, I believe part of the—this is a unique situation in this particular one where the engineer's estimate was eight months old and that was—there was a delay from acquiring a utility easement. So, we had a—we had an estimate, we've been working on this for a number of years and then, by the time we got that acquisition or ready to go, it didn't take into account the current cost escalation and the big climb that we're experiencing now. I believe this is a little unique from some of the other overages that you've seen.

Savage: Thank you, Mr. Nellis.

Sandoval: Thank you. Any other questions on this portion of the agenda? All right, Mr. Nellis, please continue.

Nellis: Thank you Governor. Turning to Attachment B in your packet. There are 62 agreements under this attachment. On Pages 11-14 for the Board's information. Items 1-18 are Acquisitions and Cooperative Agreements. 19-29 are Facility Agreements and a Grant. 30-34 are Interlocal Agreements and Leases. Lastly, Items 35-62 are for Right-of-Way Access and Service Providers.

DRAFT

AMERICAN OVERSIGHT

With that, that concludes this agenda item, Governor. Does the Board have any questions for us regarding these agreements?

Sandoval: Board Members, questions on this portion of the agenda? Mr. Lieutenant Governor?

Hutchison: Thank you. Thank you, Governor. Just a couple of—just a question really on two items. Item 41 and Item 49 are just for janitorial services, fairly routine services here. I'm just curious, these I'm sure are competitively bid. These are within the range that we've seen in the past, or is this something that we're seeing an escalation in costs because of labor issues or other market conditions?

Malfabon: I'll respond to that and maybe Tracy can add, but usually the Districts, when they're procuring the janitorial services they allow the vendors, the service providers to look at the sites. They consider some other factors, as well as obviously the cost. They try to keep these as simple projects, but also do a lot of leg work in advance, to let the janitorial companies know what the expectations are for service so that our—the public that uses these facilities is not inconvenienced or that has that clean rest area and they negotiate the terms of that but explain it all in advance, so we get a level playing field on the bids. Tracy, do you want to add anything to that?

Larkin: For the record, Tracy Larkin, Deputy Director for NDOT. These costs—adding on to what Rudy said, but these costs are fairly typical for what we are expecting to see in these areas.

Hutchison: Okay. Thank you and one more question for me and that's Item 46. $300,000 for a Hazardous Commodity Flow Study. I understand the importance of making sure that we deal with hazardous materials in a way that minimizes danger and maximizes safety, but just for the record, can somebody explain what we're doing here and the purpose of the $300,000 for this study?

Rosenberg: Sondra Rosenberg, Assistant Director for Planning. That's something that came out of our Statewide Freight Plan, from our Freight Partners that it was of interest to several agencies to better understand where hazardous commodities are flowing through the State, create some maps. Really, it's more of a partnership on communication on this issue. That money is coming from the Freight Funds that we get from the Federal Highway Administration. Again, it was something that popped up through that study. We're working with Emergency Management and several other agencies to develop that.

DRAFT

AMERICAN OVERSIGHT

Hutchison: Is Cambridge Systematics a company that we've contracted with before and has experience in this area?

Rosenberg: Yes. They have—actually, they've recently established a Nevada office who has worked with us under other consulting firms, but they are a national expert on freight issues. They were a subconsultant on the Freight Plan. They're a subconsultant on our statewide plan. We are very familiar and comfortable with their abilities.

Hutchison: All right, thank you Governor. Thank you.

Sandoval: Thank you, Mr. Lieutenant Governor. I'm going to jump in here, just while you're speaking Sondra, on Contract 32, with University of Nebraska and this—I know it's not a cost one but it says, due to a delay in the receipt of materials, can you provide a little bit more detail on that?

Kaiser: Governor, I'll handle that for Sondra. That was a—the delay in that contract was we sent them materials, concrete and cement from Northern Nevada and Southern Nevada. We were slow in acquiring those materials and getting that material to them so they could start the research. So, that's why we're requesting an extension in time on this agreement.

Sandoval: Okay, so that one is on us, right?

Kaiser: That one is on us. Yes, Governor.

Sandoval: Okay, thank you. That's all I have. Mr. Controller.

Knecht: Thank you, Governor. I've got three items. Mr. Mortensen, Item No. 8, Billboard relocation for $325,000. Anywhere in the State and most of the country, $325,000 is well above a starter house. What are they going to do for the billboard relocation that's going to cost $325,000? Are they going to disassemble the thing and move it and reconstruct it or are they just going to build it from scratch or, must be some hotdog kind of billboard?

Mortensen: If I may, Ruth Borrelli, our Chief Right-of-Way Agent will provide detail on that.

Borrelli: For the record, Ruth Borrelli, Chief Right-of-Way Agent. What they need to do, the structure is no longer compliant. So, they'll be demolishing, bringing down the structure. Then they had to acquire and reconstruct the new structure and place it. So, it also is bringing in the infrastructure necessary to support the billboard. That's power, power lines need to be brought in.

AMERICAN OVERSIGHT

Knecht: Okay. Power lines are required because this is an electronic billboard?

Borrelli: Correct.

Knecht: Gee, I thought electronics were going to save us money. Thank you, Ruth.

Borrelli: Thank you.

Knecht: Item 30 is Department of Public Safety, Office of Traffic Safety and it's an amendment, a no-cost amendment that extends a two-year contract to a five-year contract, roughly. I wondered about that. You know, there's been previous increases in the total of a modest nature but why are we extending it from two years to five years?

Rosenberg: For the record, Sondra Rosenberg, Assistant Director for Planning. I was looking around to see if one of my traffic safety folks was here. Unfortunately, I may have to get back with you on the details of that—oh, there you are. Never mind. Ken Mammen will answer that question.

Mammen: Good morning Governor, Members of the Board. For the record, Ken Mammen, Chief Traffic Safety Engineer. That agreement is one of our ongoing purposeful collection of data that we always have to have. There's two things going on here. We've got USOM, which is the School of Medicine, which we're working with on the Trend Newsletters. Then, of course, we get our crash and citation data base that we're constantly working on. It's a never-ending process, it will never go away. So, you'll always see these things come up and be extended.

Knecht: So, if it's information technology, instead of the old rule of thumb that you double the time, this one is 2.5 times the time.

Mammen: I can't answer the question on why it's—that the timeframe is. I can get back to you on that, why that transpired to that timeframe, but—I don't have an answer for why the timeframe is as it is.

Knecht: And I would appreciate that.

Mammen: Okay.

Knecht: Thank you very much. Finally, Item 48 is an amendment that increases the authority by about 135% from what it originally was for continuation of services on an on-call basis. What's going on there? This actually will extend the end

AMERICAN OVERSIGHT

date only slightly, if at all. I'm just wondering, why we have basically 135% increase.

Malfabon: Thor Dyson is approaching the podium, but typically they just need this type of service on-call for concrete pavement repairs. Thor, you want to add to that?

Dyson: Certainly. Thor Dyson, District Engineer for NDOT, Board Member Knecht, thank you. We anticipated that question. This is another one of those, it's on us. There was a clerical error, unintentional processing error on the contract and it was written for only $102,612. It was determined and agreed at that time that the amendment was spent down to make this agreement whole to the original amount. So, it was initially a clerical error on our part.

Knecht: Okay, and—

Dyson: And, it's an on-call. We're constantly using this particular service. Our infrastructure is always being hit, crashed into, destroyed, needing repair, needing to be made whole on a timely basis.

Knecht: Thank you. So, we have two of them out of 48 this time that are on us, or do we have any others that basically, that involve some problem with our contracting process or would you know?

Dyson: We have the one earlier that Mr. Kaiser was talking about and then this one. I'm trying to think if there was another one that we had. We had a tree trimming contract, yeah, No. 59, same thing. That was in our District. That one was for, again, a clerical error. We needed to change the rate from $340 to $352 per hour. It does not change the total amount of the agreement. It's—it includes for a four-person crew to, with equipment, to address tree trimming.

So, like last Saturday, it was pretty windy. Had a hard time standing up. We have a lot of tree damage. A lot of trees have been blown over. So, we'll be using some of these guys. Not only to trim the trees, but on an over time basis, if we need to, to augment our staff to address tree trimming and tree removal, dangerous trees along the highway. That could be anything from, you know, — let's say we have some issues that trees are partially or all in the right-of-way and it's going to be an issue falling on to traffic or it's a vision problem for people making turns.

Knecht: Mr. Dyson, thank you very much for your candor and your forthcoming and informed response.

AMERICAN OVERSIGHT

Dyson: I'm sorry we have—

Knecht: I would like to say we never have—we never make errors at the Controller's Office, but I know better. So, 3 out of 62, I'm comfortable with that.

Dyson: Well, we'll tighten it up, three is too many. Thanks.

Knecht: Thank you. Thank you Governor.

Sandoval: Thank you, Mr. Controller. Any further questions on this agenda item? Mr. Nellis, any further presentation?

Nellis: No sir, that concludes this agenda item.

Sandoval: Thank you very much. We'll move on to Agenda Item No. 6 which is a Resolution of Relinquishment. Director Malfabon.

Malfabon: Thank you, Governor. This is for disposal of a portion of NDOT right-of-way. Eight permanent easements along SR-593/Tropicana Avenue and SR-604/Las Vegas Boulevard, for the elevators/escalators and stairways to the pedestrian bridges in Clark County.

Apologize because we had to send you the additional reference materials separately. The original Board Packet had to be amended but it was correct on the agenda and we just had to get you that information and get you a hard copy as well.

This is, as I mentioned last month, the final action for those pedestrian bridges at Tropicana Avenue and Las Vegas Boulevard. Basically to transfer to property at the landings of these escalators and the stairways to the County, to Clark County. We'll all be complete and actually pop the champagne for transferring the pedestrian bridges to Clark County for this last action associated with the pedestrian bridges.

Sandoval: Thank you, Rudy. I actually went on them on Thursday, last Thursday. I will—I have no questions and you know, this is something that I talked about quite often and that I've followed since 2003. I've been a part of that discussion. If there are no questions, I don't want to discourage anybody but I will enthusiastically accept a motion for approval. Before I do, does anyone have any questions or comments on this agenda item?

Hutchison: Only comment, Governor is just, hallelujah, the day has arrived. [laughter]

DRAFT

AMERICAN OVERSIGHT

Sandoval: Yeah. Again, I know there have been a lot of people in the Department that have been involved in getting this done. I hope that no one takes my being a bit factious as being pejorative in any way. I just—I know something like this is a really big deal and takes a really long time. Fifteen years is—I don't think—and actually, I don't lay it on the Department at all. I lay it on other—others. [laughter] In any event, all is well that ends well. Is there a motion for approval of the resolution of relinquishment as presented in Agenda Item No. 6?

Hutchison: Move to approve.

Sandoval: Lieutenant Governor has moved for approval, is there a second?

Valentine: I'll second.

Sandoval: Second by Member Valentine. Any questions or discussion on the motion? All those in favor, please say aye. [ayes around] Those opposed say no. That motion passes unanimously. Thank you everyone who was associated with this. We'll move on to Agenda Item No. 7 which is another Resolution of Relinquishment, Director Malfabon.

Malfabon: Thank you, Governor. This is associated with disposal of a portion of NDOT right-of-way, parcel of land, in the City of Henderson in Clark County. We have a parcel of land associated with North Stephanie Street. It's within the City of Henderson's jurisdiction and the City of Henderson consented, by resolution, passed and adopted on May 15, of this year, to our relinquishment to the City of Henderson. It's just associated with a road that we do not maintain but we own the parcel and we're just transferring it to the City.

Sandoval: Thank you, Director Malfabon. Board Members, any questions with regard to Agenda Item No. 7? If there are none, the Chair will accept a motion for approval of the resolution of relinquishment as presented in Agenda Item No. 7.

Savage: Move to approve.

Sandoval: Member Savage has moved for approval. Member Valentine has seconded the motion. Any questions or discussion on the motion? If there are none, all in favor, say aye. [ayes around] Those opposed, say no. That motion passes unanimously. We'll move on to Agenda Item No. 8 which is a proposed Rescission of Logan G. Hand and Debra Hand Parcel from Condemnation Resolution #464. Director Malfabon.

DRAFT

AMERICAN OVERSIGHT

Malfabon: Thank you, Governor. One of the things associated with the US-50 project is we've continued to refine the design and in this case, we—the redesign changes that we've done for US-50 have resulted in us having to rescind this condemnation resolution because the property—the parcel in question, which lies along the north side of US-50 near Bowers Avenue, east of Onyx Street, we no longer require it. So, we're rescinding the action associated with Logan G. Hand and Debra L. Hand, and basically, if there's any questions about that, we can have Ruth Borrelli respond to those, but we no longer need the property. Therefore, we're rescinding the condemnation resolution previously passed.

Sandoval: Thank you, Director Malfabon. Board Members, any questions with regard to Agenda Item No. 8? Pretty straightforward. If there are none, then the Chair will accept a motion to approve the rescission of the Logan and Debra Hand parcel from Condemnation Resolution #464.

Knecht: So moved.

Sandoval: We have a motion by the Controller. Is there a second?

Valentine: I'll second.

Sandoval: Second by Member Valentine. Any questions or discussion? I hear none. All in favor, say aye. [ayes around] Those opposed, say no. That motion passes unanimously, we'll move on to Agenda Item No. 9, which is another proposed rescission of 303050 LLC and Bowers-USA, LLC, parcels from Condemnation Resolution #467. Director Malfabon.

Malfabon: Thank you, Governor. Similar to the previous item, NDOT redesigned so that we are—instead of building a road that required the acquisition of these portions of these parcels, we're going to be paving two County roads instead to get access to US-50. This affects previous condemnation resolutions approved by the Board for 303050 LLC and Bowers-USA, LLC. If the Board has any questions, we can have Ruth Borrelli, the Chief Right-of-Way Agent respond.

Sandoval: Just a reminder. This doesn't implicate some of the discussion that we had at a prior Board Meeting, where we had individuals who came and presented?

Malfabon: Governor, you might be referring to Mr. [inaudible]. That was associated with the USA Parkway project and we settled on a price for the acquisition of the property associated with USA Parkway. It's in the same area of USA Parkway, for this US-50 Project. Ruth, if you have anything to add?

AMERICAN OVERSIGHT

Borrelli: Ruth Borrelli, Chief Right-of-Way Agent, for the record. Governor, [phonetic] did come and speak to the Transportation Board, several months ago, when we made—when we had the original resolution on the agenda for condemnation, so you may be referring to that. Thank you.

Sandoval: Thank you. I probably should've asked that question in the prior agenda item, but it did—I wasn't sure if it was the same thing, thank you for the clarification. I have no other questions or comments. Board Members, any questions or comments on Agenda Item No. 9? If there are none, the Chair will accept a motion to approve the rescission presented in Agenda Item No. 9 with regard to Condemnation Resolution #467.

Hutchison: Move to approve.

Sandoval: Lieutenant Governor has moved for approval. Is there a second?

Valentine: I'll second.

Sandoval: Second by Member Valentine. Any questions or discussion? I hear none. All in favor, say aye. [ayes around] Those opposed, say no. That motion passes unanimously. Agenda Item No. 10 has been removed from the Agenda. So, we'll move to Agenda Item No. 11 which is the Fiscal Year 2019 Equipment Replacement and Additions Request. Director Malfabon.

Malfabon: Thank you, Governor. District Engineer, Thor Dyson, will present this item to the Board. Just to remind the Board, our equipment line item is approved by the Legislature and we're now on the—just getting ready to enter into the next State Fiscal Year, so we're requesting Board approval early, as we finish FY '18 and are getting ready for '19, so that State Purchasing can proceed in a timely manner with acquisition of this equipment. Thor?

Dyson: Thank you. Thor Dyson, District Engineer. It's a pleasure to be back here. [audio cut] Fiscal Year for 2019 Equipment. As Director Malfabon stated, it certainly has been approved by the Legislature and we're going through process like we did last December for FY '18.

We had Legislative approval. NDOT is required to have the Board review and approve our fleet units that are greater than $50,000. That's the procurement of new equipment is under NRS 408. It states that we'll not procure any equipment which exceeds $50,000 unless we have your approval.

DRAFT

AMERICAN OVERSIGHT

This is right out of the Legislature. NDOT is to replace heavy-duty equipment $7.5 million. That's again, for FY 2019. And, down at the bottom, Construction and Bridge, additional Special Equipment, for $620,000.

Here's the class codes, the number of units, a brief description of the unit and the approximate dollar amount that we put together for $7.5 million. A total of 99 units. This is statewide. This chart, you look at this table, one slide, but there is a tremendous amount of work and a tremendous amount of effort statewide, particularly with the Equipment Division. We've got Mr. Wayne Miller and Jeff Greenblot with us. They're here also to answer any questions, as well. I just want to say, a tremendous effort by the team. Mr. Mike Feese and some other individuals, of course, District 1 and 3 and headquarters with the Director's Office support. This slide right here represents a lot of work.

So, how do we replace our equipment? It's the same way I discussed back in December. We base it on miles and hours, the age, the downtime, the repair and recapitalization costs and then parts and parts availability.

This fiscal year, FY '19, we proposed to replace 4% of the current fleet. Before this replacement, more than 50% of the fleet meets replacement requirements. So, we'll have roughly 45% will meet fleet replacement criteria after this replacement. And, we're holding what we have, we're holding it together. There was a long time where we didn't replace equipment because of the recession and trying to be fiscally responsible and make things do with what we had. We're proud of that effort but now it's time to move forward and start replacing.

Here's a classic Class 12. It's one of—an older truck as you can tell. We've gotten a lot of life out of it. We're trying to replace this type of dump truck, which we use for multiple tasks for snow and ice operations, for hauling dirt and material, dealing with flash floods, debris, lots of debris. We're trying to move towards these Class 13s. Get out of the Class 12s. The Class 13s, they—first off, they have a higher resell value. Second, you can do more with them and you can get a lot out of these Class 13 dump trucks. You'll notice there's a stainless-steel bed on this truck and the reason is because we're out to save money by not painting it and having a stainless steel, we don't have the rust issues as you see on this. Our trucks are in very difficult, arduous environments.

Also, our trucks are going to be painted yellow—or, excuse me, white. This one here was before we decided to move to white. White is cheaper, so we're looking to save money on white trucks.

AMERICAN OVERSIGHT

I showed this last December. Not a lot has changed. This is our analysis for different units. For Class 13 Unit, here we have, this particular one, Unit 829, GMC, it's a 1995 diesel. It has 233,000 miles. It's, you know, 23 years old. The unit qualifies for replacement after 12 years or 200,000 miles. So, rather proud of squeezing every drop of blood out of this unit.

Same thing with the Class 35, front-end loader. Another case study that we have for Unit 2217. It's a frontend loader. I believe I showed this in December of 2017. 1998 diesel, it's got 5,400 miles [sic] and the unit qualifies for replacement after 17 years or 5,000 hours. We've done this analysis, Equipment Division, NDOT Headquarters, as well as the Districts, to justify why we need to replace our units.

Here's a couple of units that represent what we're asking for; a backhoe and a pick-up. You see this slide and you're going, gee Thor, what does this have to do with equipment? This is just debris, trash, picked up off the highway, only in the Reno/Sparks area. I believe it represents under two weeks of debris, probably closer to a week. We're constantly hauling, picking up debris and trash and we need equipment to do that. That's just in the Reno/Sparks area.

Here's—this is called the Fleet Augmentation. A high-speed profile system, six construction lab trailers and the Headquarters Bridge, which was purchased—I believe it's already been purchased, this Headquarters Bridge vehicle. I do want to say that the lab trailers on the last fiscal year, we—it's not—we already purchased those, but somehow in the Legislature write-up, it was written as an augmentation, it's not. It's a replacement. We're strictly replacement the lab trailers. We're not augmenting the lab trailers and I want to be clear and transparent on that. We've done three, this is the next three in FY '19. These trailers are pretty old.

How do we use our fleet and how does this impact how we move forward? Well, we don't like to look backwards. We want to look forwards, right? And, we want to be in the driver's seat looking forward. It's important to us that we stay current with technology. We stay current with, you know, parts availability. Stay current with safety aspects of our equipment. We want to look forward.

Here's how we use some of our current equipment. [plays video] This is on US-50, towards Spooner's Summit, I believe. We're constantly cleaning up, picking up debris.

AMERICAN OVERSIGHT
NV-DA-20-0615-A-001843

Seeing this slide, up above already once. That's the Topaz Flood that we had back in May, May 21st. The equipment, the self-propelled broom below was critical in helping us clean up the debris that you see up above. The reason I say that is, once you remove all the debris, you still have to come back and really broom and sweep the asphalt, the roadway surface because it is slick. We've got the rocks and all the mud off, but there's still like two or three millimeters or even maybe a centimeter of material that can make people be in an unsafe condition.

Here's a shot, we use the drone that we have and you can see, Topaz Lodge, you can see NDOT's equipment. Immediate response. You can see the self-propelled brooms, they're in the lead, 1, 2, 3. Then you see a couple of sweeper trucks which is fine-tuning the sweeping. Then, up front, the water trucks. We have an NDOT truck there and then we have a rented water truck that we use. We just threw everything at it to get this thing opened up as quickly as possible. We're pretty proud of getting to these responses, these disasters as quickly as possible.

[plays video] This is just routine maintenance. We're trying to fix up our ditches. It's not a large project but we have lots and lots of small tiny ones all over the place. This type of equipment visits those areas along with our dump trucks and we're just trying to preserve the infrastructure. That's our main goal. We want to preserve the infrastructure.

[plays video] Same thing. Loader. Around the corner we have a dump truck and we're hauling off debris that slides down the mountain. Trying to keep things clean and stay storm water compliant and out of trouble. Ultimately though, most importantly, keep the public safe.

This was a bad, bad morning, December 19th in particular. It was December 19th. We had four accidents within three and a half hours, from 4:00 AM to 7:30; all on USA Parkway. These accidents were attributed to driver fatigue. NDOT crews responded from several different areas along with emergency crews. It was a pretty chaotic morning. Our equipment gets into these situations, helping out REMSA, NHP, law enforcement, Emergency Services and once things are kind of done, we spend a lot of time cleaning this up. What's not apparent is this was a very cold morning, no snow anywhere but very cold. Lyon County Fire Department had to put this fire out. When they did with all the water, the water froze. So, we had an ice condition.

Our equipment, again, I want to say is in very difficult elements. Difficult scenarios. This is a snow blower. It's over 20 years old. We're getting close to

AMERICAN OVERSIGHT

the last of the life of this thing. Our Equipment Division, I can't say enough about them, how they help us keep this going. I actually have a traveling mechanic with these snow blowers. We're going to need, at some time in the future to look at special request. One that doesn't tap into the replacement equipment but one that comes in for a special need to slowly start pulling out these old snow blowers. Like I said, they're 20 years old and older. That also includes our paint trucks. So, striping trucks. We want to eventually be coming back before the Board at some point to request these high dollar—a snow blower like this, nowadays costs about a million dollars. When you need one, you really need one. There's about 20 feet of snow that came down on this particular avalanche control on Mt. Rose.

Here's our equipment again, out on the rural areas of NDOT highways, just putting down chip seals along with the contractors. We need contractors to help us with chip seals. There's so many that need to be done that we're doing them as well.

So, why is this truck, why is this motor grader here? Again, our equipment is in very difficult situations. This is District 1, SR-774. A couple of years ago, we had a flash flood and we were trying to get some ditch lines established so the water would stay away from the highway and it sank. Talk about an empty feeling. We were able to pull it out with a loader and there was no damage at all, to either the loader or the motor grader. We're constantly in and out of these type of situations, before during and after storms, storm events.

This vehicle was, again, near—around Tonopah, Highway 6. This one broke our heart in the sense that, what was really good, no one got hurt, there was no fatalities, however, this was a brand-new truck that the Board had approved. What happened here was this was in a work zone and there were three cars traveling west. This was a Maintenance Supervisor traveling east. The three cars decided to pass another car in a no-passing zone. Our driver drove off to the shoulder to get out of the way, to avoid serious injury. The third car that was doing the passing westbound, clipped him and pretty much destroyed the truck. That's why we need to replace equipment.

We require—NRS requires that we go through these three bullet points. Purchasing and operating and maintaining the same item of equipment. We look at leasing and operating to maintain the same item of equipment. Then we look at the contracting performance of the work; which have been performed using the

AMERICAN OVERSIGHT

mobile equipment. We justify that, it's in your packet, like last December. We justify the needs to purchase the equipmen.t

It reflects the budget authorization of the Legislature. NRS requires that we have your approval to implement this procurement. After all the hard work and all the analysis that we've done, we recommend the Board approve this procurement as stated in the Staff Report.

I always put a plug in. We're always trying to hire temporary construction aides. We hire them at $12.00 an hour. If anyone wants to come work for us at $12.00 an hour, we're happy to accommodate you for a temporary six-month position. For the winter and permanent positions, maintenance workers, we start out at $14.00 an hour. So, we welcome anybody that has a Class A, CDL License and is drug-free of course, willing to come work for us at $14.00 an hour.

At that point, I'm going to defer to anyone that has questions. Thank you.

Sandoval: Thank you, Thor. I'm going to be in the job market in about six months. [laughter] So, you never know.

Dyson: I've got a job for you.

Sandoval: Okay. Just a couple of questions and just on a lighter note, who is the wonderful young lady whose photograph you have throughout the presentation?

Dyson: Well, they're my three kids. So, the lady driving the car in the beginning, that's my daughter. The other two are my twin boys. I don't know, how serious are we supposed to be at these meetings? [laughter] They're not NDOT employees, no.

Sandoval: Please don't even start to interpret my asking you that, going down that direction. I think it's wonderful and it brightens this up. I really appreciate that. I mean, I want to compliment you on how exhaustive the presentation is, in terms of providing the necessary detail to establish the record for the justification for the purchase of these vehicles. I mean, for all of us who sit as a Board, we know fully well how well maintained this equipment is, how well used it is, how you exhaust all of them to justify the purchase of new equipment. I think the purpose of providing such a detailed presentation is that, in the event anything is questioned later on we have the record to demonstrate that truly, you know, this isn't just replacement equipment for the sake of it. It's replacing equipment that frankly has been extended well beyond its useful life because of the quality of the maintenance that has been done on it through the years. Thank you for that, Thor.

AMERICAN OVERSIGHT

Just finally, I guess it's the old lawyer in me. When there's an at-fault accident by someone besides us, do we seek compensation for the replacement costs of our vehicles?

Dyson: We do.

Sandoval: Perhaps it's a question for Dennis.

Dyson: We do. We work with legal. I'm very familiar with legal and these type of issues. Our equipment is constantly being hit by members of the public for one reason or another. Not only our equipment but as well, our guard rail, barrier rail, hence the need for on-call contracts. Statewide, we fill out a property damage report, say on guide posts, guard rails and we submit that to Legal Division, to the Tort Claims folks. We go after the insurance companies to be made whole and to be compensated. It doesn't come back to my budget or Equipment Division's budget, but it does go back to the Highway Fund and maybe Dennis Gallagher would like to elaborate.

Gallagher: For the record, Dennis Gallagher, Counsel to the Board. Thor described the process pretty thoroughly. Generally, if there's insurance, we're very successful in recovering. There are the rare occasions where the driver involved in damaging state property is not insured. We pursue them up to a point, where we make the call, whether or not it's economically feasible.

Sandoval: All right, thank you. That's all I have. Board Members, any questions with regard to Agenda Item No. 11?

Hutchison: I've got one.

Sandoval: Mr. Lieutenant Governor.

Hutchison: Thank you. Can I just get a clarification on one of the fleet replacement items. That's miscellaneous trucks. And again, thank you for the presentation. I echo what the Governor said. We know these are justified but I think for the record in terms of just, what are we talking about here with—it looks like it's Class Code 11, Miscellaneous, 20 units, miscellaneous trucks. Is there a reason we can't itemize that out, in terms of what trucks they are? And it looks like it's about an average of about $75,000 a piece, if I'm doing my math right.

Dyson: So, some of these—if you look in the packet, miscellaneous trucks 11—

Hutchison: Right.

AMERICAN OVERSIGHT

Dyson: We've got aerial lift trucks, we've got [inaudible], compactor trucks, lube trucks, half-ton dump trucks, service trucks. It's a variety of equipment. Attenuator type trucks, swap loaders, single axles, flat beds. It would make this thing a lot longer. So, they fit a category in the Class 11. We could break it out if that's what you really want.

Hutchison: No, I just wanted to for the record, you can identify and itemize what we're talking about in those miscellaneous trucks. I prefer that it be compacted, like it is now, but I just thought it was important for the record.

Now, are we—one of the points that was made here in Page 2 of our packet is, the goal is to replace the fleet before they require regular major maintenance. It seems like, just probably because of the recession and our efforts to really try to maximize the mileage on these things, we may not be getting the maximum resell or we may not be replacing these really before they're in need of major maintenance, is that right?

Dyson: That's correct. We will do what we need to do as directed. If we need to hang on to the vehicle and maintain it and keep maintaining it, we'll do that, but if it's more prudent and we have direction to replace sooner, rather than later, so we can recoup some costs, we're happy to do that as well, Lieutenant Governor.

Hutchison: Thank you. No, I know you've been working hard with the budgets you've had over the last eight years or so and some of that budget was during a very difficult time economically for the State, I know that was a reason for it. I think we leave it to the best judgment of the professionals in terms of whether or not it makes sense to replace these earlier than we are, now that we're in a position maybe where we can do that. If we're going to save a lot of money on major maintenance, versus getting every drop we can out of these vehicles and extending the mileage beyond where we otherwise may want to extend them. I think in a lot of ways, we rely on your professional judgment and just kind of conditions on the ground.

Dyson: Thank you, appreciate that. Lieutenant Governor, back to your first question. In your Attachment C, it has it all broken down on Class 11. Every Class 11, what they are, a description.

Hutchison: Thank you. Thank you, Governor.

Sandoval: All right. Mr. Controller.

AMERICAN OVERSIGHT
NV-DA-20-0615-A-001848

Knecht: Thank you Governor. Mr. Dyson, thank you for a very good report. You have a lovely family and if I were you, I'd feature them too. In fact, I do that with my wife and daughter. My question is, we've got all these graphs in here, bar charts and a line for Unit 0829; that's the fourth page of the presentation or the packet we got and a bunch of others like that. As I read those graphs, the bars are amounts spent per year over the last 19 fiscal years for each of those classes of equipment, is that right?

Dyson: Yes, that's correct.

Knecht: Okay. So that would include purchase, maintenance, etc., for example, for Unit 0829?

Dyson: I don't know about the purchase, but I think it does include the maintenance that we've accrued for that year.

Knecht: Okay. Is the dotted line, is that a statistical best-fit line to those bars, is that what that is?

Dyson: Yes.

Knecht: And, what do we use that for? I'm wondering what the value is of that measurement, that statistical best-fit, what do we use that for?

Dyson: Well, it's straight line projection of the costs that should be occurring on an annual basis, as you go in age of the vehicle. Outside of that, it's kind of shock and awe, right? Some of it's—some years you don't have anything and some years you have a big dollar amount.

Knecht: Yeah.

Dyson: It could be a variety of things, what's going on. It could be new engine. It could be something critical that was expensive.

Knecht: Many of them, for FY '03, FY '06 and FY '15 have a large amount and much lower amounts for many other years. You find those straight line projections to be useful, despite some cases the low [inaudible]? You can take account of that and you just look basically for a wide range around the expected value?

Dyson: Yeah, it's kind of—we want to be on that line, but we're not. And, things happen. Sometimes you get a lemon. Sometimes, you know, you got 10 trucks, same

AMERICAN OVERSIGHT

manufacturer, same spec and one of them was built on a Monday after the Detroit Lyons got beat, right. So, you're running that risk in the lemon factor. [laughter]

Knecht: Okay. I appreciate that explanation. Good work you all do and thank you.

Dyson: Sure, no problem.

Knecht: Thank you Governor.

Sandoval: Thank you. Any other questions from Board Members with regard to Agenda Item No. 11?

Savage: Governor, just one quick comment, if I could.

Sandoval: Of course.

Savage: Thank you Governor. Again, my compliments, Thor, to you, Mike, Wayne and Jeff; District 2, Equipment Division and District 1 and District 3. The Department is very conservative, I think on replacement of equipment. I think this is well justified. There was a wealth of information in the packet here. You did your cost analysis on straight buy-out versus lease versus contracting out. Again, those are very, very informative. I'm grateful for everyone being conservative because it is difficult to buy new equipment. If we don't have the equipment, we can't get the job done.

I support this agenda item and I do think we need to seriously look at—I was fortunate to ride in a Mount Rose Snowblower. Thor, you said it was 20 years. I thought it was 1940 vintage. [laughter] Those guys—there's a traveling mechanic, and it was not as nice as this tempered boardroom by any means. Quite the experience. Very dedicated employees and the job got done. I think we need to seriously look at some of the major equipment, even though it's a hard pill to swallow. We have to be prepared. Thank you Thor and I thank the men and women of the Department.

Dyson: Thank you, Mr. Savage. I do want to say on some of these larger pieces of equipment, the stripers and the snowblowers, I think we need to take a look, seriously and maybe do another analysis on these. We haven't done it in a while for these large pieces of equipment, maybe we should lease. I don't know if that's the right answer, but an analysis should be looked at. They're very expensive, large complicated finicky pieces of equipment and that could be something that we could consider later.

AMERICAN OVERSIGHT

Sandoval: Thank you. Any other questions or comments?

Almberg: Governor, I've got—

Sandoval: I just wanted—oh, go ahead, Mr. Almberg.

Almberg: I got one question real fast. On the construction lab trailers, we have three lab trailers for $540,000. Are those lab trailers equipped with new lab equipment?

Dyson: No.

Almberg: A lab trailer is that—is $180,000, that just seems very costly.

Dyson: They move around. They're all plumbed out for running lots of lab testing equipment. They get moved around to various sites throughout the entire state. They've got to be able to be air conditioned. They've got to have the ability to sustain difficult environments where the construction activity is and we want to keep them for a long time.

Malfabon: It's really the customization of the ventilation system and the power and some of the gas for the propane tanks, or portable units. They do a lot of testing and specialized equipment has to go on special cabinets and it's a lot of specialization needed for the new retrofit of that trailer.

Almberg: Sure.

Dyson: And we want them to be secure and stout as well, so we don't—they're out in the middle of nowhere, with lots of expensive equipment. We want them to be able to survive any vandalism and that type of thing.

Almberg: Sure. No, I mean, I just, it is higher than I would anticipate and I was hoping, I guess, that there was some lab equipment inside of it. I guess one last comment, just based on your pictures with the unfortunate of one of our vehicles on its side, during there—I'm just going to go back and take the opportunity to come in and respond that, I think that that is the exact reason why I am always going for on our rural highways, our needs for passing lanes and everything else because people get very impatient sitting in line behind construction equipment or just long lines of freight vehicles. I think it's very important that we continue to look at that. That's all for me, Governor, thank you.

Sandoval: Thank you, Member Almberg. I just wanted to comment on or build on something Len had talked about in terms of, you know, we're sitting here in our

AMERICAN OVERSIGHT

nice climate controlled environment and we shouldn't feel timid or hesitant about approving this equipment at all because, as part of this presentation, these are some of the most extreme conditions possible and at the end of the day, it's about public safety and making sure that people are able to get home in a safe way. When they're taking their kids—as Thor has included his family in here and as you look through some of these photographs with regard to falling rock and floods and fires and snow and some of the most extreme conditions that you can have in one state from the snow to the heat down here. We have to have, for the safety of the men and women of the Department as well as the traveling public, the best that we can offer.

I feel really good about this presentation and what you have here Thor. Again, I want to thank you and everyone in the Department that was responsible for presenting this. It truly is as detailed as it gets. I won't be around to approve those new snowblowers, but hopefully we'll get into the 70s instead of the 40s, right Len?

All right, if there are no further questions or presentation, Thor, anything else you wanted to add?

Dyson: It's just a team effort. A lot of folks at NDOT involved on this. It was a team effort.

Sandoval: All right. Well, hail to the team. All right. So, if there are no further questions or comments, the Chair will accept a motion for approval of the FY 2019 Equipment Replacement and Additions Request as presented in Agenda Item No. 11.

Savage: Move to approve.

Valentine: Second.

Sandoval: Member Valentine has moved for approval. Member Savage has seconded the motion. Any questions or discussion or the motion? If there are none the Chair—or, all those in favor, say aye. [ayes around] Those opposed say no. Okay, that motion passes unanimously. Thank you Thor.

Dyson: Thank you Governor and thank you Transportation Board, appreciate it.

Sandoval: We'll move to Agenda Item No. 12, Old Business. Mr. Director.

Malfabon: Thank you Governor. You have a lot of updates and reports to review. I'll just be very brief and go over them quickly.

DRAFT

AMERICAN OVERSIGHT

Project NEON, as was noted, there's a significant amount of construction going on, significant impacts to travelers on I-15, but we really don't receive as many complaints, I think because the people are seeing such a large amount of construction going on throughout that corridor for the NEON footprint. It is amazing to see how many lanes that we're going to have when it's finally finished in the middle of next year. We're just a little bit over a year away from substantial completion. The Main Event is going well. Kiewit is doing a great job.

The Spaghetti Bowl Quarterly Update. We are looking for November 2018 Public Meetings. As Cole had mentioned previously, we're really zeroing in on the preferred alternative so we don't have to spend a lot more effort environmentally on the other alternatives that don't make sense; either financially or scope wise.

The I-11, as mentioned previously, our Phase 1 is complete by Fisher Sand and Gravel. RTC is having their event August 9th for Phase 2, so we're really looking forward to opening that road and having more efficient movement of freight and motorists along that new Route I-11. The second route of public meetings will occur for the rest of the State in identifying those corridor alternatives and what makes sense. They'll have that second round of meetings in those five venues again; from Vegas all the way up to the Reno/Sparks area. July and August is when we'll have that second round of public meetings and get input. We'll give a final presentation to the Board.

The Pedestrian Safety. We had previously had the award approved by the Board for Kietzke and the Boulder Highway Pedestrian Safety Projects. There is a note mentioned in the update about a project on Lake Mead. We were looking at a Complete Street approach on Lake Mead in North Las Vegas. Due to scope creep, it really was getting out of hand as far as some of the reconstruction needed of the roadway that wasn't originally anticipated. Due to the type of road it is, if you looked at a cross-section of the road, it was—where the new curb, gutter and sidewalk would've gone, it would require a lot of reconstruction of the road that wasn't anticipate in the engineer's estimated. We had to rethink that and we're going to proceed with the pedestrian safety improvements. The Complete Street idea was just not penciling out on Lake Mead Boulevard in North Las Vegas. I think it was the right decision to move forward with the pedestrian safety and crossing improvements on that project. A lot of other good work has been taking place on our pedestrian safety program throughout the State.

AMERICAN OVERSIGHT

Dave Gaskin will give a presentation on Item E shortly.

On the Shared Radio System Update, negotiations are continuing this summer. We expect them to be complete in late August. Eventually, Transportation Board approval and IFC approval. The Legislature wanted to see the actual negotiated costs of the shared radio system update.

Freeway Service Patrol. There's a very comprehensive report there. The Board had previously authorized the award of the Freeway Service Patrol contracts in Washoe County and Clark County. Really, a lot of good information about clearance times and performance measures associated with this very effective program. Very well received program by the public and much appreciated by the public.

Dennis Gallagher can respond to any questions about Outside Counsel Costs and Monthly Litigation Report.

Good news on the Fatality Report. We're receiving that again, in a lot better format. Fatalities—I recently received the June 6th report and we have five less than this time last year. Pedestrians down 32% in Clark County, as far as fatalities. So, great news there. 36% lower statewide. These are just tremendous achievements by our safety group and our other partners, law enforcement, educators and emergency medical responders to achieve these types of improvements in pedestrian safety. And, motorcyclists, 28% less fatalities in Clark County and 15% total statewide. These are emphasis areas in our Strategic Highway Safety Program. Just hats off to our safety folks in their efforts and dedication to saving lives on our streets and highways in Nevada.

With that, Governor, I'm going to have Dave Gaskin give a presentation on the Stormwater Program Quarterly Report. Then, if there's any questions for Dennis or any of us, the Director's Office will respond to the Board's questions. Dave.

Gaskin: Thank you, Rudy. Good morning Governor and Members of the Board. Dave Gaskin, Deputy Director. Brief update on the Stormwater Program. This has been kind of a meeting of milestones and I have a few milestones of my own for you.

First one is a significant milestone but not a very positive one. We've been working on getting our stormwater permit from NDEP for the past three years. It's taking a long time. We hope that it will finally go out to public comment this week. That would mean that we'll hopefully have our renewed permit by some

AMERICAN OVERSIGHT

time next month in July. It's been a long time coming but hopefully we'll get there.

More positive note, we had our—what EPA was calling our Final Quarterly Compliance Meeting with them on the consent decree. We met down in Las Vegas. They wanted to see some of the activities and NDOT systems down in Southern Nevada. They were very interested. I want to thank Mary and Mario and Mike—the folks down there for helping set everything up. It was a very positive meeting. Ellen Blake, the head EPA point for the consent decree said during the meeting that NDOT now has one of the best programs in the nation. So, I was pleased to hear that.

Just progress on the consent decree. On June 1st, another milestone. We sent in the last two submittals under the consent decree on our UAV monitoring sites and the supplemental environmental project on our real=time monitoring. So, at this point, we have met or exceeded every requirement or deadline that was contained in the consent decree. Last week, June 7th, we submitted our termination request which was the final step in the process on our end. At this point, the parties, being EPA, NDOT and NDEP will confer informally and if things are all agreed to, which all the parties indicate they are then EPA will send for the Court's approval a joint stipulation terminating the consent decree. EPA said at our meeting in Vegas, they saw no reason why that shouldn't proceed in a quick fashion. We're hopeful about that. That's a major milestone.

I really wanted to thank everyone. When I came to NDOT, I didn't know what to expect, but starting with you Governor, setting up the support for this whole program and through Rudy and Bill, we had some very fiery and colorful meetings with Mishon and Joe Reynolds at the Capital and it's really come along way. With Dennis's help. But really, I didn't know what to expect from NDOT coming from the outside, but the reception that I've gotten from the front office and especially Tracy and the District Engineers; we really couldn't have done it without all of their help. I saw Mario sitting down there. I see Mike [inaudible] here today with Thor. It's just been excellent support and everybody is really helped move us along. Of course, with the Stormwater Division, hired some excellent folks that have really made it work. So, wanted to thank everybody.

We'll still wait a word on the termination request. It has to go through the Court, but we'll keep you updated.

AMERICAN OVERSIGHT
NV-DA-20-0615-A-001855

In that final meeting down in Las Vegas, we met at the District 1 Maintenance Station. Had a very good discussion on how things were going. Mary, I wanted to thank, I know she's not present today but she gave a great presentation on the homeless situation. Thor has been of great assistance on that topic as well. We started at the Maintenance Station and went over to Project NEON. Dale Keller gave an excellent overview of the project but on the way, we went down F Street, underneath I-15, through this very long and dark overpass and it was just full of homeless. It was dark and they're walking like zombies around in there. I was looking, trying to find the door lock to make sure we could get through there in one piece but get through. It was scary. All around our District 1 Office, there's homeless all over. So, it's quite a topic. It's a big challenge for NDOT.

We looked at some other things at the Maintenance Yard. A lot of improvements that are being planned there from a stormwater perspective and in terms of an improved vehicle wash station and treatment system to treat the collected water. I think most of you have been there but it's got quite a gradient to it. It really slants off to the north and a lot of water flows through there. Just on the maintenance yard, there's a lot of activity.

As I mentioned, Dale gave a nice overview. Then we went to visit Project NEON, got a good view of that. It was very impressive. EPA was really amazed by everything being right in the middle of town, in the middle of everything, all this construction going on. It's pretty impressive.

As I mentioned, the homeless. You don't normally think of that being a stormwater issue but they are a lot of water quality impacts from the homeless being in the stormwater conveyances. They're very convenient places to get out of the sun and the heat and get out of the spotlight. They can't have a lot of water quality issues with biohazards and trash and other things. Big issue that—not just us, but EPA asked in particular to have us talk a bit about what we're doing because they recognize that as a national issue. NDOT is taking some leading edge action in dealing with that. There's no easy answer but there's a lot of mitigating measures that we can do.

We did visit our Continuous Real-Time Monitoring System which is out on East Vegas Valley Drive where the Sloan Channel meets Las Vegas Wash. EPA was very impressed with that. What that does is, stormwater is difficult to get samples of because it comes and it goes and by the time you get out there, it's hard to catch that flush of water. Usually the first flush is the worse quality water. We

AMERICAN OVERSIGHT

have some systems that can give it real-time—collect it real-time and transmit it out to everyone real-time on the internet.

One thing we've been talking about is we have some of these systems, the other jurisdictions have some. Some for water quality, some for flood control. So, why not work together and share our information. So, we are making a big push and something we've been talking with Tracy about is sharing data and sharing this so we can all appreciate the benefit of the work that we're doing.

The two last submittals under the consent decree involved our drone work with stormwater basins. Finding out what type of information we could get using these unmanned vehicles. It's been quite interesting. We've learned a lot about what we can do and what we can't do. EPA was quite impressed with that.

They also requested to visit the Clark County Wetlands Park, which hopefully all of you have been to down in the Las Vegas Wash. It's very impressive with lots of bike paths, lots of interpretative features. They have a whole museum that talks about water issues in the Las Vegas Valley. We have been working with them on some displays and helping them with their public outreach and education efforts.

Governor, you remember you were at the April 3rd partnering meeting with the Nevada Water Innovation Campus in Reno. The Governor was given a prestigious award for Public Official of the Year. He has been nominated for a national award in a similar manner and we hope to hear this month whether he will get that award. There were very many—all the top State Water Officials from the State, Northern Nevada, Southern Nevada were there and they were all very appreciative of the forum and the venue and really appreciated the comments from the Governor which were really from his heart, really spoke to all his work that he's done in improving the water environment of Nevada. So, congratulations again, Governor.

Stormwater Group has been very busy and NDOT in general, spreading the word for our Stormwater Division. Cliff Lawson spoke at the Nevada Transportation Conference. And, Krista Shamura has been involved in having a booth and sharing information at a lot of events like the GreenFest. I gave a talk at the American Public Works Association. Cliff again went to Texas to have a big meeting on the—with Agile Assets, just talking about our EAMS Project, the Enterprise Asset Management System, which is a big thing nationwide. Not just stormwater, but all aspects of transportation systems, tracking and managing your

AMERICAN OVERSIGHT

assets and being much more efficient in what you do and making sure those different management systems talk to each other. It's very important.

Part of the consent decree as the EPA expressed early on and their pleased with the progress we're making. So, appreciate our IT folks keeping up on that.

I don't have any pictures of my family, but can we make picture—maybe—maybe not, okay. That was just a picture of the Stormwater Group and Rudy. So, I got the work family. I got the work family, not the home family. That concludes my presentation and thank you very much. If you have any questions, I'd be glad to answer them.

Sandoval: Thank you Dave. I guess I'll start with the EPA and this consent decree. This is a red-letter day for the Department and for you, in terms of the amount of effort and investment we've made into getting this done. We've taken something that was maybe even over the [inaudible] in terms of the fines that we were looking at and the administrative action that could've been taken against the State and really taken it 180 degrees and brought it into a position, in a very short amount of time, where as you said, we're going to have this request. It's nothing short of remarkable. I want to thank you for your leadership and everybody else that's been associated with this. As I listened to you and thought about all this, at the end of the day, what it's about is the best quality water possible for everybody in the State. That's how you finish this, clean water for future generations. We've seen in some of our sister states where they've had some pretty extreme issues where the very essence of life, water, has been put at risk. We can be proud of the fact that with at least the water that we have control over and a fact that we are doing everything that we possibly can in terms of ensuring that it's treated properly and that it's kept as clean as possible.

This homeless situation is one that it is difficult statewide. Obviously, it's something that has to be addressed, but also I hope and I assume we're doing it with dignity and you know, treating these individuals with respect, that they deserve. We don't know why they're in that situation but we have to ensure that we provide them with the resources so that they can be successful. I know that we're doing that.

In any event—then finally, with the award, I really appreciate that, Dave. I may have commented on this in previous meetings. It really is a team effort. You know, it's just something that is really shared by everybody, by this Board. I know this Board has been absolutely committed to quality water and treating it

AMERICAN OVERSIGHT
NV-DA-20-0615-A-001858

properly and all the things I just described, everybody within the Department that's been working on this. Certainly, it's something that I share—in fact, I don't feel deserving. I think it's more deserving of all of you that have been really on the front lines in making sure that everything is happening that needs to be happening. Thank you for that.

Those are all the questions and comments I have. Board Members, any other questions with regard to Agenda Item 12E, or Mr. Lieutenant Governor.

Hutchison: Thank you. Mr. Gallagher, just quickly on the Outside Counsel contracts. Just underscoring what we talked about earlier with Nassiri. We've got total contracting authority of $1,032,000. We've got $341 left which means we've spent, $1,032,000 of that litigation. I know we all want to try to recover what we can of those attorney's fees back to the extent we can push that and get as much as we possibly can back, it would benefit, obviously the State.

My question is, I see that we've got, it looks like three new eminent domain cases related to US-50. Do we anticipate retaining outside counsel for those, Dennis and what's the status? I assume we're just getting started.

Gallagher: For the record, Dennis Gallagher, Counsel to the Board. Lieutenant Governor, those will be handled by the Attorney General's Office. You are correct, those cases were just recently filed within the past month.

Hutchison: Great.

Gallagher: The projection is for all of the cases for the Highway 50 Project and other cases for the foreseeable future will all be handled internally.

Hutchison: That's great news and great work. Dennis, as you know, that's something that I think we've been working towards and if we can do that in-house then it obviously saves the State money and you've done a great job managing these cases so far. I've got great confidence that the Attorney General's Office will competently and professionally handles these cases as they have in the past. Thank you very much. Thank you, Governor.

Sandoval: Thank you, Mr. Lieutenant Governor. Member Valentine?

Valentine: I would just like to say, congratulations on getting out from under the consent decree. That's about as successful a story as I've heard. Nicely done.

AMERICAN OVERSIGHT

Sandoval: Thank you. Questions or comments from Northern Nevada? On any of the items within Agenda Item 12. All right. We'll move to Agenda Item 13, is there any public comment from Las Vegas? I hear and see none. Any public comment from Northern Nevada?

Malfabon: Nobody is approaching the podium Governor, so it looks like none.

Sandoval: Thank you. Agenda Item No. 14, is there a motion to adjourn?

Hutchison: Move to adjourn.

Sandoval: Lieutenant Governor has moved. Is there a second?

Valentine: Second.

Sandoval: Second by Member Valentine. All in favor, say aye. [ayes around] Those opposed, say no. That motion passes. This meeting is adjourned. Thank you, ladies and gentlemen, have a wonderful week.

_____ _____

Secretary to Board Preparer of Minutes

DRAFT

AMERICAN OVERSIGHT

1263 South Stewart Street
Carson City, Nevada 89712
Phone: (775) 888-7440
Fax: (775) 888-7201

MEMORANDUM

June 29, 2018

TO: **Department of Transportation Board of Directors**
FROM: **Rudy Malfabon, Director**
SUBJECT: **July 9, 2018 Transportation Board of Directors Meeting**
Item #6: **Approval of Contracts Over $5,000,000 – For Possible Action**

Summary:

The purpose of this item is to present to the Board a list of construction contracts which are over $5,000,000 for discussion and approval.

Background:

The Department contracts for services relating to the construction, operation and maintenance of the State's multi-modal transportation system. Contracts listed in this item are all low-bid (or guaranteed maximum price for Construction Manager at Risk (CMAR) contracts) per statute.

The attached construction contracts constitute all contracts over $5,000,000 for which the bids were opened and the analysis completed by the Bid Review and Analysis Team and the Contract Compliance section of the Department from May 16, 2018, through June 20, 2018.

Analysis:

These contracts have been prepared following the Code of Federal Regulations, Nevada Revised Statutes, Nevada Administrative Code, State Administrative Manual, and/or Department policies and procedures.

List of Attachments:

A) State of Nevada Department of Transportation Contracts for Approval, May 16, 2018, through June 20, 2018.

Recommendation for Board Action:

Approval of the contracts listed on Attachment A.

Prepared by: Administrative Services Division

AMERICAN OVERSIGHT

Attachment A

AMERICAN OVERSIGHT

STATE OF NEVADA DEPARTMENT OF TRANSPORTATION

CONTRACTS FOR APPROVAL

May 16, 2018, through June 20, 2018

1. May 10, 2018 at 1:30 PM the following bids were opened for Contract 3716, Project No. NHP-160-1(028) & NHP-160-1(029), on SR 160, Blue Diamond Road, from the west edge of Mountain Springs Community to the beginning of mountainous area SR 160, Blue Diamond Road, and from 1.03 miles north of Mountain Springs Summit to the Clark County / Nye County Line, in Clark and Nye Counties, for roadbed modification, cold mill, and place plant-mix bituminous surface with open grade.

Aggregate Industries SWR, Inc.	$58,561,165.00
Fisher Sand & Gravel Co.	$60,500,000.00
Las Vegas Paving Corporation	$61,975,000.00
Road and Highway Builders LLC	$65,111,111.00
Security Paving Company, Inc.	$72,110,225.28
Engineer's Estimate	$65,330,045.23

The Director recommends award to Aggregate Industries SWR, Inc. for $58,561,165.00.

2. June 07, 2018 at 1:30 PM the following bids were opened for Contract 3722, Project No. SP-000M(047), on SR 156, Lee Canyon Road, from Ski Run to US 95 and on SR 157, Kyle Canyon Road, from the trailing edge of B-609 to SR 158, Deer Creek Road, in Clark County, for cold milling and plant-mix bituminous surface with open grade.

Aggregate Industries SWR, Inc.	$5,759,759.00
Road and Highway Builders LLC.	$6,393,393.00
Las Vegas Paving Corporation	$6,399,500.00
Engineer's Estimate	$5,842,198.13

The Director recommends award to Aggregate Industries SWR, Inc. for $5,759,759.00.

AMERICAN OVERSIGHT

Line Item 1

AMERICAN OVERSIGHT

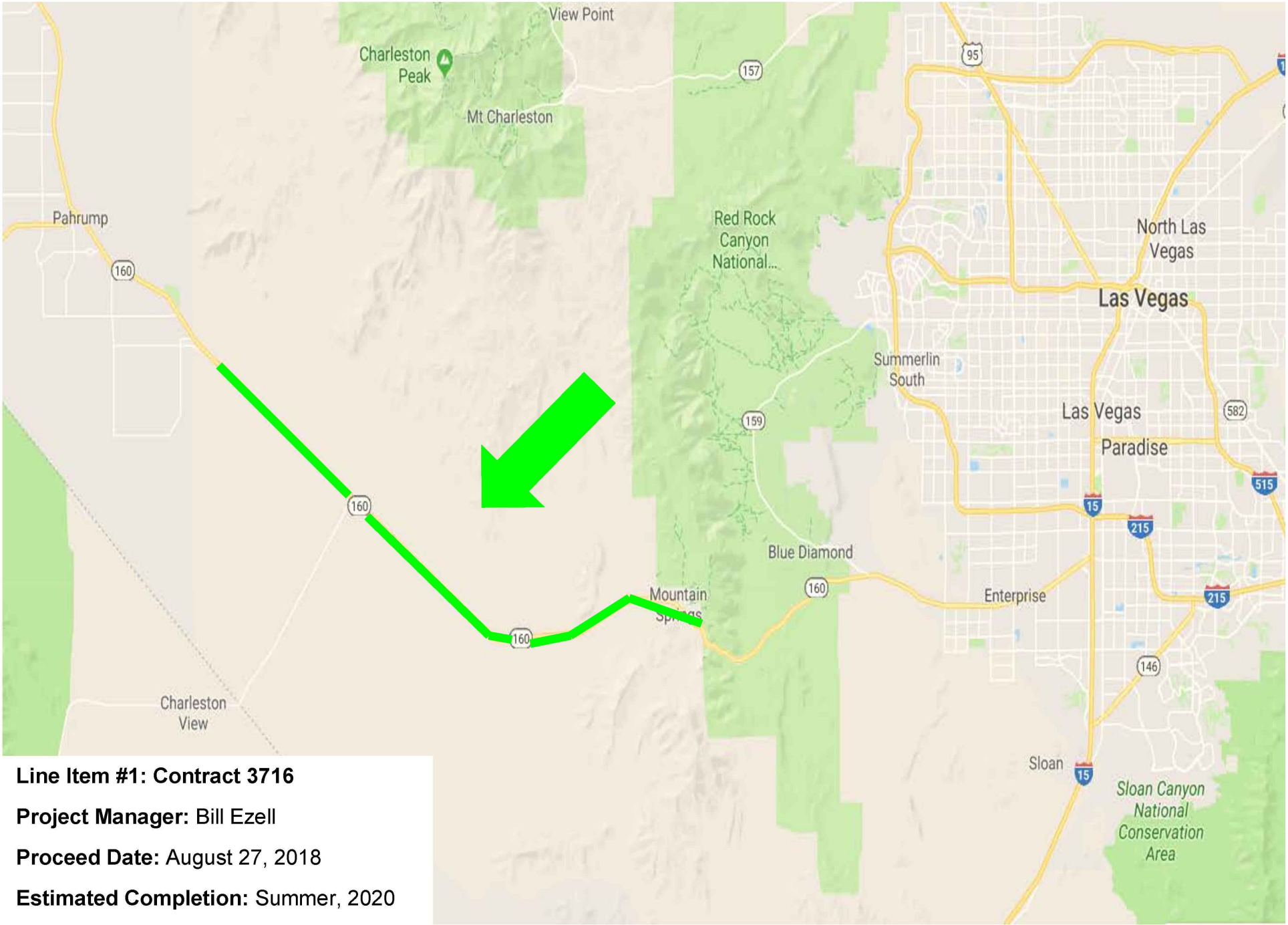

Line Item #1: Contract 3716

Project Manager: Bill Ezell

Proceed Date: August 27, 2018

Estimated Completion: Summer, 2020

AMERICAN OVERSIGHT

DocuSign Envelope ID: 0FDA0509-1975-428B-AB4F-2FC6DB979BC0

1263 South Stewart Street
Carson City, Nevada 89712
Phone: (775) 888-7070
Fax: (775) 888-7101

MEMORANDUM
Administrative Services

May 29, 2018

To: Rudy Malfabon, Director
Cole Mortensen, Assistant Director, Engineering
Reid Kaiser, Assistant Director, Operations

From: Tianne Simpson, Contract Services Manager – Administrative Services DS TS

Subject: Concurrence in Award for Contract No. 3716, Project No. NHP-160-1(028), SR 160, Blue Diamond Road, from the west edge of Mountain Springs Community to the beginning of mountainous area SR 160 Blue Diamond Road, and from 1.03 miles north of Mountain Springs Summit to the Clark County/Nye County Line, in Clark and Nye Counties, described as roadbed modification, cold mill, and place plantmix bituminous surface with open grade. The Engineer's Estimate is $65,330,045.23.

This memo is to confirm concurrence in award of the subject contract.

Bid proposals were opened on May 10, 2018. Aggregate Industries SWR, Inc. is the apparent low bidder at $58,561,165.00 and they submitted a properly executed proposal, bid bond and anti-collusion affidavit. The second low bidder is Fisher Sand & Gravel Co. with a bid of $60,500,000.00.

The project is Federally funded, required 5.60% DBE participation, and is not subject to State Bidder Preference provisions.

The subcontractor and supplier listings submitted by the Aggregate Industries SWR, Inc. have been reviewed and confirmed by Contract Services. The DBE information submitted by the Aggregate Industries SWR, Inc. has been reviewed and certified by the External Civil Rights office. Aggregate Industries SWR, Inc. has met the required DBE participation with a 6.27% commitment. The bid is below the Engineer's Estimate Range, and a copy of the Unofficial Bid Results report is attached for your reference. The BRAT Co-Chairs have provided their recommendation to award, and the report is attached.

Your concurrence in award of this contract by endorsement hereon is respectfully requested. Upon receipt a packet will be prepared to obtain Transportation Board approval of the award at the next available meeting.

Concurrence in award:

DocuSigned by: Cole Mortensen
5F9A0E81C54047A...
Cole Mortensen, Assistant Director

DocuSigned by: Reid Kaiser
22B87BD707CB4CD...
Reid Kaiser, Assistant Director

DocuSigned by: Rudy Malfabon
C4C7CE5CD584445...
Rudy Malfabon, Director

Enclosures:
Unofficial Bid Results Report
DBE Sub Approval
BRAT Report

AMERICAN OVERSIGHT

Nevada Department of Transportation
Unofficial Bid Results
May 10, 2018

Contract Number:	3716	**Bid Opening Date and Time:**	5/10/2018 1:30 PM
Designer:	BILLY EZELL	**Liquidated Damages:**	$11,600.00
Senior Designer:	JOHN BRADSHAW	**Working Days:**	480
Estimate Range:	R39 $59,000,000.01 to $71,000,000	**District:**	DISTRICT 1
Project Number:	NHP-160-1(028), NHP-160 -1(029)		

County: CLARK; NYE

Location: SR 160, Blue Diamond Road, from the west edge of Mountain Springs Community to the beginning of mountainous area SR 160 Blue Diamond Road, and from 1.03 Miles North of Mountain Springs Summit to the Clark County / Nye County Line

Description: Roadbed modification, cold mill, and place plantmix bituminous surface with open grade

		Actual Bid
Apparent Low Bidder:	Aggregate Industries SWR, Inc.	$58,561,165.00
Apparent 2nd:	Fisher Sand & Gravel Co.	$60,500,000.00
Apparent 3rd:	Las Vegas Paving Corporation	$61,975,000.00

Bidders:		**Actual Bid Amount**
1	Aggregate Industries SWR, Inc. 4675 West Teco Ave #140 Las Vegas, NV 89118 (702) 649-6250	$58,561,165.00
2	Fisher Sand & Gravel Co. 1302 W Drivers Way Tempe, AZ 85284 (480) 730-1033	$60,500,000.00
3	Las Vegas Paving Corporation 4420 South Decatur Boulevard Las Vegas, NV 89103 (702) 251-5800	$61,975,000.00
4	Road and Highway Builders LLC 175 Salomon Circle Ste #103 Sparks, NV 89434 (775) 852-7283	$65,111,111.00
5	Security Paving Company, Inc. 13170 Telfair Ave Sylmar, CA 91311 (818) 362-9200	$72,110,225.28

AMERICAN OVERSIGHT

DocuSign Envelope ID: 0FDA0509-1975-428B-AB4F-2FC6DB979BC0

1263 South Stewart Street
Carson City, Nevada 89712
Phone: (775) 888-7497
Fax: (775) 888-7235

MEMORANDUM
Contract Compliance

May 23, 2018

To: Rachell Bennett, Administrative Services Officer II

From: Teri Lewis, DBE/Title VI Assistant Manager DS TL

Subject: NDOT Bidder DBE Information – Contract no. 3716, SR 160, Blue Diamond Road, from the west edge of Mountain Springs Community to the beginning of mountainous area SR 160 Blue Diamond Road, and from 1.03 Miles North of Mountain Springs Summit to the Clark County / Nye County Line, in Clark; Nye County, for roadbed modification, cold mill, and place plantmix bituminous surface with open grade

Apparent low bid: $58,561,165.00

The DBE information for Nevada Barricade & Sign Company, Inc., C and S Company, Inc., The Barajas Group, and Wildhorse Investments submitted by the apparent low bidder, Aggregate Industries SWR, Inc. has been received by Contract Compliance and we have concluded:

Nevada Barricade & Sign Company, Inc., C and S Company, Inc., The Barajas Group, and Wildhorse Investments hold active State of Nevada business licenses and are Nevada certified DBE firms. Additionally, Nevada Barricade & Sign Company, Inc., C and S Company, Inc., and Wildhorse Investments hold active Nevada State Contractors Board licenses. All firms are clear of State disqualification and Federal exclusion.

The DBE goal of 5.60% has been met with a 6.27% DBE committed participation by the apparent low bidder Aggregate Industries SWR, Inc.

The DBE firms are approved for this contract.

cc: Contract Services
Contract Compliance
Ray Marshall, Title VI/DBE Manager

AMERICAN OVERSIGHT

DocuSign Envelope ID: 0FDA0509-1975-428B-AB4F-2FC6DB979BC0

1263 South Stewart Street
Carson City, Nevada 89712
Phone: (775) 888-7070
Fax: (775) 888-7101

MEMORANDUM
Administrative Services

May 24, 2018

To: **Lynn Hoffman, ASO III - Administrative Services**

From: **Bid Review and Analysis Team**

Subject: **BRAT Summary Report for Contract # 3716**

The Bid Review and Analysis Team (BRAT) met on May 23, 2018 to discuss bids for the above referenced contract. The following were in attendance:

Sharon Foerschler, Chief Construction Engineer
Scott Hein, Chief Roadway Design Engineer
Rachel Bennett, Admin Services Officer
Mark Caffaratti, Professional Engineer
Casey Connor, Professional Engineer
Billy Ezell, Associate Engineer
Brian Deal, Associate Engineer
Lynn Hoffman, Admin Services Officer
Shawn Howerton, Professional Engineer
Shawn Paterson, Professional Engineer
Tianne Simpson, Management Analyst
Sonia Jacinto-Acosta, PSI

Via Phone:
Jeffrey Freeman, Professional Engineer
Kevin Maxwell, Professional Engineer

The overall bid proposal was evaluated and determined to be acceptable. The Bib Tabulation and Price Sensitivity is attached.

The apparent low bidder, Aggregate Industries SWR, Inc., submitted a bid which is 90% of the Engineer's Estimate. The BRAT recommends award of this contract.

Submitted:

DocuSigned by:
Sharon Foerschler
67A4C09A4CB7477...
Sharon Foerschler, BRAT Co-Chair

DocuSigned by:
Scott Hein
E7F2D4506AC6488...
Scott Hein, BRAT Co-Chair

cc: Attendees
Dennis Gallagher, Legal
Design Admin
Dale Wegner, FHWA

AMERICAN OVERSIGHT

Bid Tabulation

May 10, 2018

Contract No.: 3716
Description: Roadbed modification, cold mill, and place plantmix bituminous surface with open grade
Location: SR 160, Blue Diamond Road, from the west edge of Mountain Springs Community to the beginning of mountainous area SR 160 Blue Diamond Road, and from 1.03 Miles North of Mountain Springs Summit to the Clark County / Nye County Line
Bid Opening: 5/10/18 1:30 PM

Project No.: NHP-160-1(028), NHP-160-1(029)
Project Id: 60748, 60785
Counties: Clark and Nye
Range: R39 ($59,000,000.01 to $71,000,000.00)
Working: 480

				Engineer's Estimate		Aggregate Industries		Fisher Sand & Gravel		Las Vegas Paving		Road and Highway Builders		Security Paving Company	
Item No.	Quantity	Unit	Description	Unit Price	Amount	Unit Price	Amount	Unit Price	Amount	Unit Price	Amount	Unit Price	Amount	Unit Price	Amount
1100050	12,000.000	HOUR	TRAINING	$0.80	$9,600.00	$0.80	$9,600.00	$0.80	$9,600.00	$0.80	$9,600.00	$0.80	$9,600.00	$0.80	$9,600.00
2000100	150.000	HOUR	SURVEY CREW	$250.00	$37,500.00	$147.00	$22,050.00	$250.00	$37,500.00	$239.00	$35,850.00	$150.00	$22,500.00	$150.00	$22,500.00
2010120	64.800	ACRE	CLEARING AND GRUBBING	$1,200.00	$77,760.00	$3,045.00	$197,316.00	$1,000.00	$64,800.00	$1,900.00	$123,120.00	$2,000.00	$129,600.00	$1,870.00	$121,176.00
2010250	382.000	EACH	REMOVE TREES	$500.00	$191,000.00	$294.00	$112,308.00	$475.00	$181,450.00	$175.00	$66,850.00	$150.00	$57,300.00	$530.00	$202,460.00
2020185	1.000	LS	REMOVAL OF STRUCTURES AND OBSTRUCTIONS	$5,000.00	$5,000.00	$1,233.00	$1,233.00	$20,000.00	$20,000.00	$25,200.00	$25,200.00	$75,000.00	$75,000.00	$4,100.00	$4,100.00
2020270	572.000	LINFT	REMOVAL OF PORTION OF REINFORCED CONCRETE BOX CULVERT	$100.00	$57,200.00	$72.50	$41,470.00	$350.00	$200,200.00	$240.00	$137,280.00	$70.00	$40,040.00	$238.00	$136,136.00
2020285	3,251.000	LINFT	REMOVAL OF CULVERT PIPE	$50.00	$162,550.00	$25.20	$81,925.20	$40.00	$130,040.00	$30.00	$97,530.00	$40.00	$130,040.00	$50.00	$162,550.00
2020415	2.000	EACH	REMOVAL OF CONCRETE FOUNDATION	$500.00	$1,000.00	$277.00	$554.00	$5,000.00	$10,000.00	$550.00	$1,100.00	$2,000.00	$4,000.00	$2,010.00	$4,020.00
2020450	66.000	EACH	REMOVE END SECTION	$300.00	$19,800.00	$272.30	$17,971.80	$500.00	$33,000.00	$360.00	$23,760.00	$500.00	$33,000.00	$505.00	$33,330.00
2020455	21.000	EACH	RESET END SECTION	$750.00	$15,750.00	$475.00	$9,975.00	$750.00	$15,750.00	$900.00	$18,900.00	$200.00	$4,200.00	$622.00	$13,062.00
2020475	20,648.000	LINFT	REMOVAL OF GUARDRAIL	$2.50	$51,620.00	$4.20	$86,721.60	$4.50	$92,916.00	$2.32	$47,903.36	$4.00	$82,592.00	$4.25	$87,754.00
2020515	40.000	EACH	REMOVAL OF RAISED PAVEMENT MARKER	$1.00	$40.00	$5.15	$206.00	$5.00	$200.00	$15.00	$600.00	$12.00	$480.00	$5.20	$208.00
2020530	14.000	EACH	REMOVAL OF HEADWALL	$1,500.00	$21,000.00	$1,251.00	$17,514.00	$10,000.00	$140,000.00	$12,500.00	$175,000.00	$1,000.00	$14,000.00	$3,620.00	$50,680.00
2020565	394.000	LINFT	REMOVAL OF RETAINING WALL	$60.00	$23,640.00	$91.45	$36,031.30	$75.00	$29,550.00	$32.00	$12,608.00	$80.00	$31,520.00	$20.50	$8,077.00
2020580	224.000	LINFT	RESET FENCE	$6.00	$1,344.00	$8.40	$1,881.60	$50.00	$11,200.00	$8.48	$1,899.52	$12.00	$2,688.00	$26.00	$5,824.00
2020585	25,704.000	LINFT	REMOVAL OF FENCE	$2.00	$51,408.00	$1.20	$30,844.80	$2.00	$51,408.00	$1.22	$31,358.88	$2.00	$51,408.00	$1.20	$30,844.80
2020600	48.000	LINFT	REMOVAL OF GATE	$50.00	$2,400.00	$15.75	$756.00	$4.00	$192.00	$16.00	$768.00	$12.00	$576.00	$210.00	$10,080.00
2020640	1.000	LS	REMOVE RIPRAP	$2,975.00	$2,975.00	$61,200.00	$61,200.00	$50,000.00	$50,000.00	$14,500.00	$14,500.00	$20,000.00	$20,000.00	$38,000.00	$38,000.00
2020641	1.000	LS	RESET RIPRAP	$10,000.00	$10,000.00	$1,995.00	$1,995.00	$75,000.00	$75,000.00	$7,200.00	$7,200.00	$4,000.00	$4,000.00	$7,500.00	$7,500.00
2020790	2.000	EACH	REMOVE MAILBOX	$250.00	$500.00	$520.00	$1,040.00	$150.00	$300.00	$500.00	$1,000.00	$400.00	$800.00	$550.00	$1,100.00
2020795	2.000	EACH	RESET MAILBOX	$250.00	$500.00	$745.00	$1,490.00	$250.00	$500.00	$1,300.00	$2,600.00	$500.00	$1,000.00	$1,000.00	$2,000.00
2020975	1,645.100	CUYD	REMOVAL OF BITUMINOUS SURFACE	$11.00	$18,096.10	$7.50	$12,338.25	$25.00	$41,127.50	$22.00	$36,192.20	$10.00	$16,451.00	$21.00	$34,547.10
2020990	7,760.000	SQYD	REMOVAL OF BITUMINOUS SURFACE (COLD MILLING)	$5.00	$38,800.00	$2.55	$19,788.00	$2.00	$15,520.00	$5.00	$38,800.00	$7.00	$54,320.00	$1.25	$9,700.00
2021040	5.000	EACH	REMOVAL OF DROP INLET	$1,500.00	$7,500.00	$886.00	$4,430.00	$1,500.00	$7,500.00	$2,000.00	$10,000.00	$1,500.00	$7,500.00	$1,600.00	$8,000.00
2021110	1.000	EACH	REMOVE IMPACT ATTENUATOR	$1,250.00	$1,250.00	$1,575.00	$1,575.00	$1,500.00	$1,500.00	$595.00	$595.00	$3,000.00	$3,000.00	$2,100.00	$2,100.00
2021120	3.000	EACH	REMOVAL OF CATTLE GUARD	$3,500.00	$10,500.00	$3,190.00	$9,570.00	$6,500.00	$19,500.00	$2,000.00	$6,000.00	$4,000.00	$12,000.00	$4,250.00	$12,750.00
2021156	1.000	LS	RESET SIGN	$7,750.00	$7,750.00	$1,261.00	$1,261.00	$5,000.00	$5,000.00	$1,220.00	$1,220.00	$1,500.00	$1,500.00	$530.00	$530.00
2021220	23.000	LINFT	REMOVAL OF TRENCH DRAIN	$40.00	$920.00	$21.70	$499.10	$100.00	$2,300.00	$50.00	$1,150.00	$150.00	$3,450.00	$175.00	$4,025.00
2021290	44,693.000	LINFT	REMOVE PAVEMENT MARKINGS	$1.00	$44,693.00	$1.05	$46,927.65	$1.00	$44,693.00	$0.75	$33,519.75	$4.00	$178,772.00	$1.06	$47,374.58
2021295	553.000	SQYD	REMOVE PAVEMENT MARKINGS	$25.00	$13,825.00	$17.35	$9,594.55	$18.00	$9,954.00	$4.50	$2,488.50	$28.00	$15,484.00	$17.00	$9,401.00
2030140	346,234.000	CUYD	ROADWAY EXCAVATION	$20.00	$6,924,680.00	$16.15	$5,591,679.10	$10.00	$3,462,340.00	$22.39	$7,752,179.26	$25.00	$8,655,850.00	$19.60	$6,786,186.40
2030160	5,904.000	CUYD	DRAINAGE EXCAVATION	$20.00	$118,080.00	$10.00	$59,040.00	$15.00	$88,560.00	$13.95	$82,360.80	$16.00	$94,464.00	$17.00	$100,368.00
2030170	24,929.000	CUYD	CHANNEL EXCAVATION	$15.00	$373,935.00	$20.00	$498,580.00	$10.00	$249,290.00	$11.50	$286,683.50	$16.00	$398,864.00	$24.00	$598,296.00
2060110	26,005.700	CUYD	STRUCTURE EXCAVATION	$50.00	$1,300,285.00	$18.25	$474,604.03	$20.00	$520,114.00	$9.10	$236,651.87	$20.00	$520,114.00	$29.00	$754,165.30
2070110	39,038.400	CUYD	GRANULAR BACKFILL	$25.00	$975,960.00	$21.50	$839,325.60	$40.00	$1,561,536.00	$20.25	$790,527.60	$25.00	$975,960.00	$40.00	$1,561,536.00
2070130	67.200	CUYD	BACKFILL	$80.00	$5,376.00	$17.50	$1,176.00	$100.00	$6,720.00	$122.00	$8,198.40	$40.00	$2,688.00	$43.00	$2,889.60
2110100	531.000	CUYD	TOPSOIL	$6.00	$3,186.00	$11.00	$5,841.00	$100.00	$53,100.00	$15.60	$8,283.60	$60.00	$31,860.00	$11.00	$5,841.00
2110110	25,879.000	CUYD	TOPSOIL (SALVAGE)	$6.00	$155,274.00	$9.30	$240,674.70	$6.00	$155,274.00	$19.00	$491,701.00	$10.00	$258,790.00	$16.00	$414,064.00
2110160	96,872.000	SQYD	SEEDING	$1.50	$145,308.00	$1.10	$106,559.20	$1.10	$106,559.20	$1.22	$118,183.84	$0.50	$48,436.00	$1.10	$106,559.20
2110260	27.800	ACRE	HYDRO-SEEDING	$7,000.00	$194,600.00	$3,518.00	$97,800.40	$3,500.00	$97,300.00	$3,445.00	$95,771.00	$3,500.00	$97,300.00	$3,500.00	$97,300.00
2120045	84,297.000	SQYD	PAINTING	$5.75	$484,707.75	$3.90	$328,758.30	$4.00	$337,188.00	$2.44	$205,684.68	$1.00	$84,297.00	$3.90	$328,758.30
2120390	1.000	LS	PLANT ESTABLISHMENT WORK	$65,000.00	$65,000.00	$68,600.00	$68,600.00	$70,000.00	$70,000.00	$74,000.00	$74,000.00	$100,000.00	$100,000.00	$68,500.00	$68,500.00
2120400	784.000	EACH	PLANTS (GROUP A)	$55.00	$43,120.00	$52.50	$41,160.00	$55.00	$43,120.00	$42.40	$33,241.60	$30.00	$23,520.00	$52.50	$41,160.00
2120580	1.000	LS	TRANSPLANT FLORA	$446,000.00	$446,000.00	$389,400.00	$389,400.00	$400,000.00	$400,000.00	$166,000.00	$166,000.00	$60,000.00	$60,000.00	$390,000.00	$390,000.00
2120820	113.000	EACH	DECORATIVE BOULDER (TYPE A)	$95.00	$10,735.00	$144.15	$16,288.95	$50.00	$5,650.00	$230.50	$26,046.50	$300.00	$33,900.00	$48.00	$5,424.00
2120830	59.000	EACH	DECORATIVE BOULDER (TYPE B)	$110.00	$6,490.00	$118.50	$6,991.50	$60.00	$3,540.00	$273.50	$16,136.50	$400.00	$23,600.00	$55.00	$3,245.00
2120840	53.000	EACH	DECORATIVE BOULDER (TYPE C)	$200.00	$10,600.00	$185.15	$9,812.95	$150.00	$7,950.00	$418.50	$22,180.50	$500.00	$26,500.00	$154.00	$8,162.00
2120850	61.000	EACH	DECORATIVE BOULDER (TYPE D)	$275.00	$16,775.00	$304.50	$18,574.50	$310.00	$18,910.00	$712.00	$43,432.00	$600.00	$36,600.00	$308.00	$18,788.00
2120860	304.000	EACH	DECORATIVE BOULDER (TYPE E)	$300.00	$91,200.00	$147.00	$44,688.00	$150.00	$45,600.00	$217.00	$65,968.00	$600.00	$182,400.00	$149.00	$45,296.00
2120870	1,029.000	TON	DECORATIVE ROCK (TYPE A)	$50.00	$51,450.00	$58.80	$60,505.20	$65.00	$66,885.00	$91.35	$93,999.15	$40.00	$41,160.00	$60.00	$61,740.00
2120880	570.000	TON	DECORATIVE ROCK (TYPE B)	$50.00	$28,500.00	$67.20	$38,304.00	$70.00	$39,900.00	$65.75	$37,477.50	$50.00	$28,500.00	$68.00	$38,760.00
2120890	107.000	TON	DECORATIVE ROCK (TYPE C)	$50.00	$5,350.00	$71.40	$7,639.80	$75.00	$8,025.00	$94.50	$10,111.50	$70.00	$7,490.00	$72.00	$7,704.00
2120942	2.000	EACH	DECORATIVE FIGURE (TYPE A)	$36,191.44	$72,382.88	$32,190.00	$64,380.00	$40,000.00	$80,000.00	$32,000.00	$64,000.00	$40,000.00	$80,000.00	$31,000.00	$62,000.00
2121943	2.000	EACH	DECORATIVE FIGURE (TYPE B)	$27,551.50	$55,103.00	$17,695.00	$35,390.00	$35,000.00	$70,000.00	$14,600.00	$29,200.00	$30,000.00	$60,000.00	$17,000.00	$34,000.00
2121944	7.000	EACH	DECORATIVE FIGURE (TYPE C)	$5,577.75	$39,044.25	$4,778.00	$33,446.00	$10,000.00	$70,000.00	$2,600.00	$18,200.00	$10,000.00	$70,000.00	$4,800.00	$33,600.00
2121950	11.000	EACH	DECORATIVE STRUCTURE	$22,884.46	$251,729.06	$21,058.00	$231,638.00	$20,000.00	$220,000.00	$15,000.00	$165,000.00	$30,000.00	$330,000.00	$26,000.00	$286,000.00
2150350	109.000	LINFT	BARRIER FENCE	$20.00	$2,180.00	$23.65	$2,577.85	$80.00	$8,720.00	$23.85	$2,599.65	$400.00	$43,600.00	$80.00	$8,720.00
3020130	133,440.000	TON	TYPE 1 CLASS B AGGREGATE BASE	$10.00	$1,334,400.00	$10.90	$1,454,496.00	$15.00	$2,001,600.00	$15.20	$2,028,288.00	$10.00	$1,334,400.00	$18.00	$2,401,920.00
3050140	505,885.000	SQYD	PROCESSING FOR ROADBED MODIFICATION	$2.25	$1,138,241.25	$0.82	$414,825.70	$2.25	$1,138,241.25	$1.20	$607,062.00	$1.00	$505,885.00	$1.46	$738,592.10
3050190	501,829.000	SQYD	PULVERIZE EXISTING SURFACE	$1.75	$878,200.75	$0.80	$401,463.20	$0.10	$50,182.90	$0.85	$426,554.65	$0.34	$170,621.86	$0.92	$461,682.68
3050220	3,946.000	TON	PORTLAND CEMENT	$165.00	$651,090.00	$150.60	$594,267.60	$160.00	$631,360.00	$151.60	$598,213.60	$25.00	$98,650.00	$150.00	$591,900.00
4020100	16,359.700	SQYD	PLANTMIXING MISCELLANEOUS AREAS	$10.00	$163,597.00	$4.00	$65,438.80	$10.00	$163,597.00	$7.15	$116,971.86	$12.00	$196,316.40	$4.50	$73,618.65
4020190	269,911.000	TON	PLANTMIX SURFACING (TYPE 2C) (WET)	$70.00	$18,893,770.00	$71.75	$19,366,114.25	$69.00	$18,623,859.00	$73.45	$19,824,962.95	$61.00	$16,464,571.00	$79.00	$21,322,969.00
4030100	57.340	MILE	MILLED RUMBLE STRIPS	$600.00	$34,404.00	$704.00	$40,367.36	$600.00	$34,404.00	$623.00	$35,722.82	$500.00	$28,670.00	$647.00	$37,098.98
4030120	30,134.000	TON	PLANTMIX OPEN-GRADED SURFACING (1/2-INCH) (WET)	$85.00	$2,561,390.00	$85.40	$2,573,443.60	$95.00	$2,862,730.00	$96.44	$2,906,122.96	$135.00	$4,068,090.00	$103.00	$3,103,802.00
4060120	283,106.480	SQYD	PRIME COAT	$1.00	$283,106.48	$0.52	$147,215.37	$0.60	$169,863.89	$0.50	$141,553.24	$0.50	$141,553.24	$1.01	$285,937.54
4060210	123.300	TON	SAND BLOTTER	$50.00	$6,165.00	$93.25	$11,497.73	$60.00	$7,398.00	$104.00	$12,823.20	$150.00	$18,495.00	$52.10	$6,423.93
4070080	505,885.000	SQYD	SEAL COAT	$0.50	$252,942.50	$0.28	$141,647.80	$0.60	$303,531.00	$0.49	$247,883.65	$1.00	$505,885.00	$0.27	$136,588.95

AUDIT & OVERSIGHT

DocuSign Envelope ID: 0FDA0509-1975-428B-AB4F-2FC6DB979BC0

Bid Tabulation

May 10, 2018

Item No.	Quantity	Unit	Description	Engineer's Estimate		Aggregate Industries		Fisher Sand & Gravel		Las Vegas Paving		Road and Highway Builders		Security Paving Company	
				Unit Price	Amount	Unit Price	Amount	Unit Price	Amount	Unit Price	Amount	Unit Price	Amount	Unit Price	Amount
4070190	322.100	TON	EMULSIFIED ASPHALT, TYPE SS-1H (DILUTED)	$400.00	$128,840.00	$785.55	$253,025.66	$300.00	$96,630.00	$535.00	$172,323.50	$69.00	$22,224.90	$516.00	$166,203.60
5020160	3,961.000	LINFT	CONCRETE BARRIER RAIL (TYPE A)	$36.00	$142,596.00	$37.80	$149,725.80	$40.00	$158,440.00	$30.00	$118,830.00	$70.00	$277,270.00	$67.00	$265,387.00
5020170	21,791.000	LINFT	CONCRETE BARRIER RAIL (TYPE FA)	$42.00	$915,222.00	$43.35	$944,639.85	$45.00	$980,595.00	$31.90	$695,132.90	$40.00	$871,640.00	$40.00	$871,640.00
5020172	50.000	LINFT	CONCRETE BARRIER RAIL (TYPE FA) (MODIFIED)	$250.00	$12,500.00	$117.85	$5,892.50	$120.00	$6,000.00	$83.00	$4,150.00	$150.00	$7,500.00	$990.00	$49,500.00
5020250	470.000	LINFT	CONCRETE BARRIER RAIL (TYPE FD)	$65.00	$30,550.00	$88.95	$41,806.50	$90.00	$42,300.00	$84.00	$39,480.00	$90.00	$42,300.00	$150.00	$70,500.00
5020390	1.000	FA	REPAIR CONCRETE STRUCTURE	$24,000.00	$24,000.00	$24,000.00	$24,000.00	$24,000.00	$24,000.00	$24,000.00	$24,000.00	$24,000.00	$24,000.00	$24,000.00	$24,000.00
5020540	154.000	EACH	PLAIN ELASTOMERIC BEARING PAD	$1,000.00	$154,000.00	$88.65	$13,652.10	$135.00	$20,790.00	$121.50	$18,711.00	$400.00	$61,600.00	$75.00	$11,550.00
5020670	326.000	SQYD	GROOVE CONCRETE DECK SLAB	$20.00	$6,520.00	$7.65	$2,493.90	$25.00	$8,150.00	$13.15	$4,286.90	$10.00	$3,260.00	$37.00	$12,062.00
5020710	404.000	CUYD	CLASS A CONCRETE (MAJOR)	$500.00	$202,000.00	$704.40	$284,577.60	$750.00	$303,000.00	$524.00	$211,696.00	$1,100.00	$444,400.00	$1,400.00	$565,600.00
5020720	223.000	CUYD	CLASS A CONCRETE (MINOR)	$1,000.00	$223,000.00	$1,771.55	$395,055.65	$1,850.00	$412,550.00	$2,505.00	$558,615.00	$1,900.00	$423,700.00	$2,280.00	$508,440.00
5020730	18.130	CUYD	CLASS A CONCRETE (ISLAND PAVING)	$400.00	$7,252.00	$427.00	$7,741.51	$450.00	$8,158.50	$378.00	$6,853.14	$800.00	$14,504.00	$450.00	$8,158.50
5020920	11,533.460	CUYD	CLASS A CONCRETE, MODIFIED (MAJOR)	$525.00	$6,055,066.50	$516.10	$5,952,418.71	$400.00	$4,613,384.00	$422.00	$4,867,120.12	$330.00	$3,806,041.80	$390.00	$4,498,049.40
5021000	500.000	CUYD	CLASS E CONCRETE, MODIFIED (MAJOR)	$550.00	$275,000.00	$328.30	$164,150.00	$800.00	$400,000.00	$1,040.00	$520,000.00	$600.00	$300,000.00	$520.00	$260,000.00
5021720	167.000	LINFT	EXPANSION JOINTS, (2-INCH MOVEMENT)	$250.00	$41,750.00	$23.10	$3,857.70	$200.00	$33,400.00	$183.50	$30,644.50	$100.00	$16,700.00	$300.00	$50,100.00
5021950	46.000	GAL	BRIDGE DECK CURING COMPOUND	$50.00	$2,300.00	$82.85	$3,811.10	$35.00	$1,610.00	$74.00	$3,404.00	$10.00	$460.00	$21.00	$966.00
5050100	2,382,344.000	POUND	REINFORCING STEEL	$1.00	$2,382,344.00	$0.51	$1,214,995.44	$0.45	$1,072,054.80	$1.02	$2,429,990.88	$0.40	$952,937.60	$0.95	$2,263,226.80
5060470	82.000	EACH	APPROACH SLAB RESTRAINER UNIT	$140.00	$11,480.00	$157.50	$12,915.00	$75.00	$6,150.00	$44.00	$3,608.00	$400.00	$32,800.00	$89.00	$7,298.00
5060750	3,092.000	LINFT	PEDESTRIAN RAIL, TYPE R	$150.00	$463,800.00	$105.00	$324,660.00	$100.00	$309,200.00	$99.00	$306,108.00	$100.00	$309,200.00	$153.00	$473,076.00
6000100	225.000	LINFT	TRENCH DRAIN	$250.00	$56,250.00	$216.15	$48,633.75	$300.00	$67,500.00	$200.00	$45,000.00	$150.00	$33,750.00	$166.00	$37,350.00
6030170	8,032.000	LINFT	18-INCH REINFORCED CONCRETE PIPE, CLASS III	$80.00	$642,560.00	$43.00	$345,376.00	$55.00	$441,760.00	$72.00	$578,304.00	$120.00	$963,840.00	$93.50	$750,992.00
6030230	664.000	LINFT	24-INCH REINFORCED CONCRETE PIPE, CLASS III	$90.00	$59,760.00	$49.05	$32,569.20	$65.00	$43,160.00	$90.00	$59,760.00	$140.00	$92,960.00	$116.00	$77,024.00
6030290	202.000	LINFT	30-INCH REINFORCED CONCRETE PIPE, CLASS III	$110.00	$22,220.00	$70.65	$14,271.30	$80.00	$16,160.00	$125.00	$25,250.00	$150.00	$30,300.00	$140.00	$28,280.00
6030350	944.000	LINFT	36-INCH REINFORCED CONCRETE PIPE, CLASS III	$125.00	$118,000.00	$84.85	$80,098.40	$95.00	$89,680.00	$130.00	$122,720.00	$160.00	$151,040.00	$122.00	$115,168.00
6030410	927.000	LINFT	42-INCH REINFORCED CONCRETE PIPE, CLASS III	$125.00	$115,875.00	$106.55	$98,771.85	$110.00	$101,970.00	$146.00	$135,342.00	$200.00	$185,400.00	$150.00	$139,050.00
6030440	474.000	LINFT	48-INCH REINFORCED CONCRETE PIPE, CLASS III	$130.00	$61,620.00	$123.55	$58,562.70	$130.00	$61,620.00	$165.00	$78,210.00	$220.00	$104,280.00	$149.00	$70,626.00
6031030	36.000	EACH	18-INCH PRECAST END SECTION	$1,300.00	$46,800.00	$1,394.25	$50,193.00	$1,100.00	$39,600.00	$1,300.00	$46,800.00	$700.00	$25,200.00	$1,115.00	$40,140.00
6031050	4.000	EACH	24-INCH PRECAST END SECTION	$1,400.00	$5,600.00	$1,817.30	$7,269.20	$1,500.00	$6,000.00	$1,530.00	$6,120.00	$800.00	$3,200.00	$1,500.00	$6,000.00
6031070	1.000	EACH	30-INCH PRECAST END SECTION	$1,500.00	$1,500.00	$1,935.75	$1,935.75	$1,600.00	$1,600.00	$1,800.00	$1,800.00	$1,000.00	$1,000.00	$1,700.00	$1,700.00
6031090	7.000	EACH	36-INCH PRECAST END SECTION	$1,900.00	$13,300.00	$2,405.50	$16,838.50	$2,100.00	$14,700.00	$2,300.00	$16,100.00	$1,400.00	$9,800.00	$2,000.00	$14,000.00
6031110	1.000	EACH	42-INCH PRECAST END SECTION	$2,000.00	$2,000.00	$3,035.40	$3,035.40	$2,650.00	$2,650.00	$3,150.00	$3,150.00	$2,000.00	$2,000.00	$2,700.00	$2,700.00
6040470	32.000	LINFT	30-INCH CORR. METAL PIPE (16 GAGE)	$120.00	$3,840.00	$103.95	$3,326.40	$110.00	$3,520.00	$120.00	$3,840.00	$120.00	$3,840.00	$320.00	$10,240.00
6040545	23.000	LINFT	36-INCH CORR. METAL PIPE (16 GAGE)	$150.00	$3,450.00	$154.50	$3,553.50	$115.00	$2,645.00	$120.00	$2,760.00	$130.00	$2,990.00	$380.00	$8,740.00
6040700	12.000	LINFT	48-INCH CORR. METAL PIPE (16 GAGE)	$170.00	$2,040.00	$254.60	$3,055.20	$200.00	$2,400.00	$140.00	$1,680.00	$140.00	$1,680.00	$430.00	$5,160.00
6040760	56.000	LINFT	54-INCH CORR. METAL PIPE (14 GAGE)	$200.00	$11,200.00	$223.30	$12,504.80	$190.00	$10,640.00	$155.00	$8,680.00	$180.00	$10,080.00	$350.00	$19,600.00
6040805	14.000	LINFT	60-INCH CORR. METAL PIPE (12 GAGE)	$300.00	$4,200.00	$292.85	$4,099.90	$240.00	$3,360.00	$200.00	$2,800.00	$250.00	$3,500.00	$700.00	$9,800.00
6041110	24.000	LINFT	42-INCH X 29-INCH CORR. METAL ARCH PIPE (10 GAGE)	$225.00	$5,400.00	$216.10	$5,186.40	$150.00	$3,600.00	$210.00	$5,040.00	$250.00	$6,000.00	$292.00	$7,008.00
6042415	16.000	EACH	18-INCH METAL END SECTION	$700.00	$11,200.00	$656.55	$10,504.80	$400.00	$6,400.00	$500.00	$8,000.00	$500.00	$8,000.00	$796.00	$12,736.00
6042460	1.000	EACH	30-INCH METAL END SECTION	$800.00	$800.00	$935.70	$935.70	$1,100.00	$1,100.00	$765.00	$765.00	$700.00	$700.00	$1,100.00	$1,100.00
6050160	480.000	LINFT	18-INCH HIGH DENSITY POLYETHYLENE PIPE, TYPE S	$65.00	$31,200.00	$56.70	$27,216.00	$50.00	$24,000.00	$40.00	$19,200.00	$120.00	$57,600.00	$69.00	$33,120.00
6080170	10.000	EACH	EMBANKMENT PROTECTOR, TYPE 5-2G	$3,000.00	$30,000.00	$3,362.00	$33,620.00	$3,400.00	$34,000.00	$4,000.00	$40,000.00	$4,000.00	$40,000.00	$6,400.00	$64,000.00
6080250	10.000	EACH	ANCHOR ASSEMBLY (18-INCH)	$350.00	$3,500.00	$1,285.25	$12,852.50	$500.00	$5,000.00	$460.00	$4,600.00	$300.00	$3,000.00	$360.00	$3,600.00
6080370	94.000	LINFT	18-INCH DOWNDRAIN PIPE	$275.00	$25,850.00	$68.25	$6,415.50	$130.00	$12,220.00	$110.00	$10,340.00	$200.00	$18,800.00	$48.00	$4,512.00
6080470	3.000	EACH	18-INCH METAL END SECTION (DOWNDRAIN)	$600.00	$1,800.00	$486.50	$1,459.50	$600.00	$1,800.00	$500.00	$1,500.00	$500.00	$1,500.00	$800.00	$2,400.00
6090380	6.000	EACH	TYPE 1 MANHOLE (MODIFIED)	$5,000.00	$30,000.00	$2,116.10	$12,696.60	$11,000.00	$66,000.00	$4,700.00	$28,200.00	$5,000.00	$30,000.00	$6,900.00	$41,400.00
6090390	1.000	EACH	TYPE 2 MANHOLE (MODIFIED)	$5,500.00	$5,500.00	$2,194.10	$2,194.10	$11,000.00	$11,000.00	$6,350.00	$6,350.00	$8,000.00	$8,000.00	$7,400.00	$7,400.00
6090420	3.000	EACH	TYPE 4 MANHOLE (MODIFIED)	$10,000.00	$30,000.00	$2,305.95	$6,917.85	$11,000.00	$33,000.00	$12,650.00	$37,950.00	$12,000.00	$36,000.00	$12,000.00	$36,000.00
6091030	5,800.000	POUND	CASTINGS	$3.00	$17,400.00	$3.40	$19,720.00	$5.50	$31,900.00	$1.60	$9,280.00	$4.00	$23,200.00	$3.20	$18,560.00
6091040	67,752.000	POUND	STRUCTURAL STEEL GRATES	$3.00	$203,256.00	$2.30	$155,829.60	$3.00	$203,256.00	$2.25	$152,442.00	$2.00	$135,504.00	$3.20	$216,806.40
6100050	14,929.000	SQYD	GEOTEXTILE (CLASS 1)	$8.00	$119,432.00	$1.75	$26,125.75	$3.50	$52,251.50	$3.78	$56,431.62	$3.00	$44,787.00	$2.00	$29,858.00
6100170	15.000	CUYD	RIPRAP (CLASS 150)	$114.00	$1,710.00	$49.35	$740.25	$80.00	$1,200.00	$163.00	$2,445.00	$180.00	$2,700.00	$106.00	$1,590.00
6100190	3,892.000	CUYD	RIPRAP (CLASS 300)	$90.00	$350,280.00	$47.25	$183,897.00	$55.00	$214,060.00	$57.00	$221,844.00	$120.00	$467,040.00	$48.00	$186,816.00
6100200	4,114.000	CUYD	RIPRAP (CLASS 400)	$100.00	$411,400.00	$47.25	$194,386.50	$50.00	$205,700.00	$42.00	$172,788.00	$130.00	$534,820.00	$48.00	$197,472.00
6100210	5,867.000	CUYD	RIPRAP (CLASS 550)	$70.00	$410,690.00	$47.25	$277,215.75	$50.00	$293,350.00	$41.00	$240,547.00	$100.00	$586,700.00	$48.00	$281,616.00
6100460	157.000	CUYD	RIPRAP BEDDING (CLASS 150)	$60.00	$9,420.00	$59.70	$9,372.90	$90.00	$14,130.00	$71.35	$11,201.95	$80.00	$12,560.00	$48.00	$7,536.00
6100470	1,335.000	CUYD	RIPRAP BEDDING (CLASS 300)	$30.00	$40,050.00	$48.55	$64,814.25	$65.00	$86,775.00	$86.20	$115,077.00	$90.00	$120,150.00	$48.00	$64,080.00
6100480	1,143.000	CUYD	RIPRAP BEDDING (CLASS 400)	$50.00	$57,150.00	$48.25	$55,149.75	$50.00	$57,150.00	$73.00	$83,439.00	$100.00	$114,300.00	$48.00	$54,864.00
6100490	1,467.000	CUYD	RIPRAP BEDDING (CLASS 550)	$60.00	$88,020.00	$47.15	$69,169.05	$50.00	$73,350.00	$63.30	$92,861.10	$110.00	$161,370.00	$48.00	$70,416.00
6100585	131.000	SQYD	ARTICULATED CONCRETE BLOCK	$150.00	$19,650.00	$316.85	$41,507.35	$100.00	$13,100.00	$330.00	$43,230.00	$250.00	$32,750.00	$81.00	$10,611.00
6130190	32,000.000	LINFT	CLASS A CONCRETE CURB (TYPE 3)	$15.00	$480,000.00	$11.65	$372,800.00	$13.00	$416,000.00	$7.82	$250,240.00	$10.00	$320,000.00	$9.80	$313,600.00
6160480	19.000	EACH	12-FOOT SWING GATE (DOUBLE)	$3,500.00	$66,500.00	$1,138.25	$21,626.75	$4,000.00	$76,000.00	$1,149.00	$21,831.00	$2,500.00	$47,500.00	$3,900.00	$74,100.00
6161070	35,784.000	LINFT	DEER-PROOF FENCE	$10.00	$357,840.00	$17.85	$638,744.40	$17.00	$608,328.00	$19.00	$679,896.00	$8.00	$286,272.00	$17.00	$608,328.00
6161080	15,400.000	LINFT	TORTOISE FENCE	$2.50	$38,500.00	$7.20	$110,880.00	$4.50	$69,300.00	$6.75	$103,950.00	$4.00	$61,600.00	$6.00	$92,400.00
6161450	2,500.000	LINFT	RECONSTRUCT FENCE	$5.00	$12,500.00	$6.45	$16,125.00	$15.00	$37,500.00	$6.50	$16,250.00	$5.00	$12,500.00	$14.50	$36,250.00
6161470	9,700.000	LINFT	TEMPORARY FENCE	$4.00	$38,800.00	$3.55	$34,435.00	$5.50	$53,350.00	$3.60	$34,920.00	$2.00	$19,400.00	$5.30	$51,410.00
6161490	3,000.000	LINFT	TEMPORARY TORTOISE FENCE	$8.00	$24,000.00	$7.60	$22,800.00	$10.00	$30,000.00	$5.00	$15,000.00	$2.00	$6,000.00	$9.10	$27,300.00
6170100	2.000	EACH	CATTLE GUARD WINGS	$1,000.00	$2,000.00	$663.50	$1,327.00	$3,000.00	$6,000.00	$500.00	$1,000.00	$500.00	$1,000.00	$1,600.00	$3,200.00
6170320	2.000	EACH	24-FOOT STEEL CATTLE GUARD (TYPE B)	$20,000.00	$40,000.00	$17,335.00	$34,670.00	$22,000.00	$44,000.00	$25,200.00	$50,400.00	$18,000.00	$36,000.00	$26,000.00	$52,000.00
6170390	2.000	EACH	28-FOOT STEEL CATTLE GUARD (TYPE B)	$25,000.00	$50,000.00	$21,613.00	$43,226.00	$25,000.00	$50,000.00	$27,300.00	$54,600.00	$24,000.00	$48,000.00	$30,000.00	$60,000.00
6170580	2.000	EACH	48-FOOT STEEL CATTLE GUARD (TYPE B)	$40,000.00	$80,000.00	$34,319.00	$68,638.00	$45,000.00	$90,000.00	$43,700.00	$87,400.00	$36,000.00	$72,000.00	$54,000.00	$108,000.00
6180250	6,013.000	LINFT	REMOVE AND RESET GUARDRAIL	$5.00	$30,065.00	$5.85	$35,176.05	$6.00	$36,078.00	$5.16	$31,027.08	$12.00	$72,156.00	$6.00	$36,078.00
6180270	6.000	EACH	TRAILING END ANCHOR	$1,650.00	$9,900.00	$1,202.00	$7,212.00	$1,500.00	$9,000.00	$1,300.00	$7,800.00	$1,500.00	$9,000.00	$1,200.00	$7,200.00
6180350	13.000	EACH	GUARDRAIL TERMINAL (FLARED)	$2,500.00	$32,500.00	$3,038.00	$39,494.00	$3,200.00	$41,600.00	$2,450.00	$31,850.00	$3,000.00	$39,000.00	$3,100.00	$40,300.00
6180360	7.000	EACH	GUARDRAIL TERMINAL (TANGENTIAL)	$3,000.00	$21,000.00	$3,937.00	$27,559.00	$4,000.00	$28,000.00	$2,650.00	$18,550.00	$3,000.00	$21,000.00	$4,000.00	$28,000.00
6180390	13.000	EACH	GUARDRAIL-BARRIER RAIL CONNECTION	$3,000.00	$39,000.00	$3,223.00	$41,899.00	$3,400.00	$44,200.00	$2,650.00	$34,450.00	$2,000.00	$26,000.00	$3,250.00	$42,250.00

AMERICAN OVERSIGHT

Approved DA-20-0615-A0001870

DocuSign Envelope ID: 0FDA0509-1975-428B-AB4F-2FC6DB979BC0

Bid Tabulation

May 10, 2018

Item No.	Quantity	Unit	Description	Engineer's Estimate		Aggregate Industries		Fisher Sand & Gravel		Las Vegas Paving		Road and Highway Builders		Security Paving Company	
				Unit Price	Amount	Unit Price	Amount	Unit Price	Amount	Unit Price	Amount	Unit Price	Amount	Unit Price	Amount
6180550	6,230.000	LINFT	GALVANIZED GUARDRAIL (TRIPLE CORRUGATION)	$30.00	$186,900.00	$37.25	$232,067.50	$38.00	$236,740.00	$35.33	$220,105.90	$50.00	$311,500.00	$38.00	$236,740.00
6190210	1,898.000	EACH	GUIDE POSTS (FLEXIBLE)	$40.00	$75,920.00	$46.20	$87,687.60	$45.00	$85,410.00	$42.00	$79,716.00	$40.00	$75,920.00	$46.00	$87,308.00
6190260	20.000	EACH	OBJECT MARKERS, TYPE 2	$100.00	$2,000.00	$96.60	$1,932.00	$100.00	$2,000.00	$70.00	$1,400.00	$200.00	$4,000.00	$97.00	$1,940.00
6190270	70.000	EACH	OBJECT MARKERS, TYPE 2 (MODIFIED)	$120.00	$8,400.00	$82.95	$5,806.50	$80.00	$5,600.00	$122.00	$8,540.00	$250.00	$17,500.00	$83.00	$5,810.00
6190280	172.000	EACH	OBJECT MARKERS, TYPE 3	$100.00	$17,200.00	$82.95	$14,267.40	$80.00	$13,760.00	$110.00	$18,920.00	$300.00	$51,600.00	$84.00	$14,448.00
6210100	2.000	EACH	PERPETUATE SURVEY MONUMENTS	$1,500.00	$3,000.00	$1,575.00	$3,150.00	$2,600.00	$5,200.00	$2,000.00	$4,000.00	$2,500.00	$5,000.00	$3,200.00	$6,400.00
6230201	3.000	EACH	ITS VAULT	$10,000.00	$30,000.00	$5,276.00	$15,828.00	$5,500.00	$16,500.00	$5,327.00	$15,981.00	$20,000.00	$60,000.00	$5,800.00	$17,400.00
6230230	30.000	EACH	NO. 5 PULL BOX	$1,000.00	$30,000.00	$651.00	$19,530.00	$675.00	$20,250.00	$657.00	$19,710.00	$1,000.00	$30,000.00	$807.00	$24,210.00
6230236	11.000	EACH	NO. 7 PULL BOX, MODIFIED	$2,000.00	$22,000.00	$1,338.00	$14,718.00	$1,300.00	$14,300.00	$1,352.00	$14,872.00	$1,500.00	$16,500.00	$1,900.00	$20,900.00
6230240	32.000	EACH	NO. 9 PULL BOX	$4,000.00	$128,000.00	$2,467.00	$78,944.00	$2,500.00	$80,000.00	$2,491.00	$79,712.00	$1,800.00	$57,600.00	$3,400.00	$108,800.00
6230241	1.000	EACH	NO. 9 PULL BOX, MODIFIED	$4,500.00	$4,500.00	$3,885.00	$3,885.00	$4,000.00	$4,000.00	$3,922.00	$3,922.00	$2,000.00	$2,000.00	$5,700.00	$5,700.00
6230245	2.000	EACH	JUNCTION BOX	$1,500.00	$3,000.00	$1,118.00	$2,236.00	$1,150.00	$2,300.00	$1,129.00	$2,258.00	$5,000.00	$10,000.00	$4,100.00	$8,200.00
6230267	12.000	EACH	LUMINAIRE, TYPE A	$750.00	$9,000.00	$840.00	$10,080.00	$900.00	$10,800.00	$848.00	$10,176.00	$2,000.00	$24,000.00	$690.00	$8,280.00
6230268	7.000	EACH	LUMINAIRE, TYPE B	$1,100.00	$7,700.00	$782.00	$5,474.00	$800.00	$5,600.00	$790.00	$5,530.00	$2,500.00	$17,500.00	$610.00	$4,270.00
6230520	1.000	EACH	SPECIAL POLE	$4,000.00	$4,000.00	$9,187.00	$9,187.00	$9,000.00	$9,000.00	$9,275.00	$9,275.00	$5,000.00	$5,000.00	$8,100.00	$8,100.00
6230525	4.000	EACH	SPECIAL STEEL POLE	$5,000.00	$20,000.00	$10,290.00	$41,160.00	$10,000.00	$40,000.00	$10,388.00	$41,552.00	$6,000.00	$24,000.00	$6,900.00	$27,600.00
6230570	17.000	EACH	STEEL POLE, TYPE 7	$4,500.00	$76,500.00	$5,512.00	$93,704.00	$5,500.00	$93,500.00	$5,565.00	$94,605.00	$8,000.00	$136,000.00	$3,700.00	$62,900.00
6230575	4.000	EACH	STEEL POLE, TYPE 7 (WITH SAFETY BASE)	$4,000.00	$16,000.00	$6,825.00	$27,300.00	$7,000.00	$28,000.00	$6,890.00	$27,560.00	$9,000.00	$36,000.00	$4,000.00	$16,000.00
6230630	2.000	EACH	STEEL POLE, TYPE 30A	$17,500.00	$35,000.00	$22,943.00	$45,886.00	$24,500.00	$49,000.00	$23,161.00	$46,322.00	$9,000.00	$18,000.00	$16,500.00	$33,000.00
6230870	1.000	EACH	SPECIAL DETECTOR SURFACE SENSOR	$12,000.00	$12,000.00	$19,819.00	$19,819.00	$20,500.00	$20,500.00	$20,008.00	$20,008.00	$2,000.00	$2,000.00	$11,600.00	$11,600.00
6230875	4.000	EACH	SPECIAL DETECTOR INSTALLATION	$12,000.00	$48,000.00	$6,142.00	$24,568.00	$6,500.00	$26,000.00	$6,201.00	$24,804.00	$4,000.00	$16,000.00	$6,900.00	$27,600.00
6230955	1.000	EACH	TRAFFIC ACTUATED CONTROLLER	$27,000.00	$27,000.00	$23,100.00	$23,100.00	$24,000.00	$24,000.00	$23,320.00	$23,320.00	$4,000.00	$4,000.00	$24,000.00	$24,000.00
6231061	4.000	EACH	COMMUNICATION CABINET	$10,000.00	$40,000.00	$5,250.00	$21,000.00	$5,500.00	$22,000.00	$5,300.00	$21,200.00	$5,000.00	$20,000.00	$6,400.00	$25,600.00
6231262	2.000	EACH	VIDEO ENCODER	$2,000.00	$4,000.00	$3,280.00	$6,560.00	$3,400.00	$6,800.00	$3,313.00	$6,626.00	$5,000.00	$10,000.00	$1,400.00	$2,800.00
6231265	2.000	EACH	CCTV FIELD EQUIPMENT	$12,000.00	$24,000.00	$6,825.00	$13,650.00	$7,000.00	$14,000.00	$6,890.00	$13,780.00	$3,000.00	$6,000.00	$13,000.00	$26,000.00
6231610	1.000	EACH	SOLAR PHOTOVOLTAIC ARRAY (POLE MOUNTED)	$15,000.00	$15,000.00	$18,668.00	$18,668.00	$20,000.00	$20,000.00	$18,800.00	$18,800.00	$4,000.00	$4,000.00	$17,000.00	$17,000.00
6231620	4.000	EACH	UNDERGROUND ELECTRICAL SERVICE	$7,500.00	$30,000.00	$5,932.00	$23,728.00	$6,000.00	$24,000.00	$5,989.00	$23,956.00	$5,000.00	$20,000.00	$5,000.00	$20,000.00
6231720	3.000	EACH	TRANSFORMER (1.5 KVA)	$7,000.00	$21,000.00	$5,512.00	$16,536.00	$5,500.00	$16,500.00	$5,565.00	$16,695.00	$8,000.00	$24,000.00	$5,900.00	$17,700.00
6231805	10.000	LINFT	2-INCH CONDUIT	$8.50	$85.00	$43.05	$430.50	$50.00	$500.00	$43.46	$434.60	$28.00	$280.00	$34.00	$340.00
6231820	47,725.000	LINFT	3-INCH CONDUIT	$17.00	$811,325.00	$9.45	$451,001.25	$10.00	$477,250.00	$9.54	$455,296.50	$8.00	$381,800.00	$11.70	$558,382.50
6231830	674.000	LINFT	4-INCH CONDUIT	$30.00	$20,220.00	$7.09	$4,778.66	$7.00	$4,718.00	$7.15	$4,819.10	$12.00	$8,088.00	$27.50	$18,535.00
6231935	750.000	LINFT	NO. 4/0 CONDUCTOR	$6.00	$4,500.00	$8.93	$6,697.50	$9.00	$6,750.00	$9.00	$6,750.00	$3.00	$2,250.00	$6.30	$4,725.00
6231970	1,254.000	LINFT	NO. 4 CONDUCTOR	$1.85	$2,319.90	$1.84	$2,307.36	$2.00	$2,508.00	$1.85	$2,319.90	$2.00	$2,508.00	$1.50	$1,881.00
6231975	15,081.000	LINFT	NO. 6 CONDUCTOR	$1.50	$22,621.50	$1.05	$15,835.05	$1.00	$15,081.00	$1.06	$15,985.86	$1.50	$22,621.50	$0.95	$14,326.95
6231980	13,255.000	LINFT	NO. 8 CONDUCTOR	$1.25	$16,568.75	$1.05	$13,917.75	$1.00	$13,255.00	$1.06	$14,050.30	$1.00	$13,255.00	$0.80	$10,604.00
6231985	1,782.000	LINFT	NO. 10 CONDUCTOR	$1.25	$2,227.50	$1.05	$1,871.10	$1.00	$1,782.00	$1.06	$1,888.92	$1.00	$1,782.00	$0.64	$1,140.48
6232090	358.000	LINFT	25 CONDUCTOR NO. 14 CABLE	$5.50	$1,969.00	$8.14	$2,914.12	$8.00	$2,864.00	$8.20	$2,935.60	$2.00	$716.00	$5.30	$1,897.40
6232095	638.000	LINFT	2 PAIR CONDUCTOR NO. 22 CABLE	$2.00	$1,276.00	$5.25	$3,349.50	$5.50	$3,509.00	$5.30	$3,381.40	$3.00	$1,914.00	$1.40	$893.20
6232185	440.000	LINFT	COMPOSITE CABLE	$5.00	$2,200.00	$11.03	$4,853.20	$11.00	$4,840.00	$11.13	$4,897.20	$4.00	$1,760.00	$6.30	$2,772.00
6232440	1.000	EACH	SIGNAL HEAD 1W4C, BRACKET	$1,250.00	$1,250.00	$2,205.00	$2,205.00	$2,250.00	$2,250.00	$2,226.00	$2,226.00	$2,000.00	$2,000.00	$4,600.00	$4,600.00
6232460	2.000	EACH	SIGNAL HEAD (2W1C, BRACKET)	$1,250.00	$2,500.00	$1,244.00	$2,488.00	$1,250.00	$2,500.00	$1,256.00	$2,512.00	$3,000.00	$6,000.00	$830.00	$1,660.00
6232530	4.000	EACH	SIGNAL HEAD 1W3C, MAST ARM	$1,000.00	$4,000.00	$614.00	$2,456.00	$650.00	$2,600.00	$620.00	$2,480.00	$3,000.00	$12,000.00	$780.00	$3,120.00
6232630	8.000	EACH	LOOP DETECTOR (6-FOOT X 6-FOOT)	$550.00	$4,400.00	$1,522.00	$12,176.00	$1,500.00	$12,000.00	$1,537.00	$12,296.00	$1,200.00	$9,600.00	$570.00	$4,560.00
6232680	18.000	SQFT	TRAFFIC SIGNAL SIGNS	$50.00	$900.00	$55.10	$991.80	$60.00	$1,080.00	$55.65	$1,001.70	$100.00	$1,800.00	$53.00	$954.00
6232870	3.000	EACH	CELLULAR TELEPHONE MODEM	$5,000.00	$15,000.00	$1,522.50	$4,567.50	$1,600.00	$4,800.00	$1,537.00	$4,611.00	$2,000.00	$6,000.00	$3,900.00	$11,700.00
6233131	14,894.000	LINFT	NO. 4 CONDUCTOR (ALUMINUM)	$2.00	$29,788.00	$0.74	$11,021.56	$0.75	$11,170.50	$0.74	$11,021.56	$2.00	$29,788.00	$0.74	$11,021.56
6240110	500.000	HOUR	FLAGGER	$50.00	$25,000.00	$62.80	$31,400.00	$95.00	$47,500.00	$75.00	$37,500.00	$90.00	$45,000.00	$73.30	$36,650.00
6240130	1.000	FA	UNIFORMED TRAFFIC CONTROL OFFICER	$350,000.00	$350,000.00	$350,000.00	$350,000.00	$350,000.00	$350,000.00	$350,000.00	$350,000.00	$350,000.00	$350,000.00	$350,000.00	$350,000.00
6240140	480.000	DAY	TRAFFIC CONTROL SUPERVISOR	$605.00	$290,400.00	$371.65	$178,392.00	$1,000.00	$480,000.00	$1,200.00	$576,000.00	$2,000.00	$960,000.00	$286.00	$137,280.00
6240150	1,160.000	HOUR	PILOT CAR	$55.00	$63,800.00	$76.55	$88,798.00	$150.00	$174,000.00	$84.00	$97,440.00	$40.00	$46,400.00	$90.00	$104,400.00
6240190	180.000	HOUR	RENT EQUIPMENT (MOTOR GRADER)	$175.00	$31,500.00	$217.65	$39,177.00	$200.00	$36,000.00	$183.00	$32,940.00	$180.00	$32,400.00	$180.00	$32,400.00
6240240	100.000	HOUR	RENT EQUIPMENT (LOADER)	$150.00	$15,000.00	$187.30	$18,730.00	$200.00	$20,000.00	$189.00	$18,900.00	$150.00	$15,000.00	$195.00	$19,500.00
6240420	75.000	HOUR	RENT EQUIPMENT (BACKHOE)	$140.00	$10,500.00	$195.50	$14,662.50	$200.00	$15,000.00	$144.00	$10,800.00	$120.00	$9,000.00	$145.00	$10,875.00
6240534	1.000	FA	TRAFFIC INCIDENT RESPONSE	$100,000.00	$100,000.00	$100,000.00	$100,000.00	$100,000.00	$100,000.00	$100,000.00	$100,000.00	$100,000.00	$100,000.00	$100,000.00	$100,000.00
6250130	4.000	EACH	RENT CONSTRUCTION BARRICADES (TYPE IIIB)	$275.00	$1,100.00	$47.25	$189.00	$400.00	$1,600.00	$480.00	$1,920.00	$200.00	$800.00	$275.00	$1,100.00
6250140	33.000	EACH	RENT TRAFFIC CONES	$30.00	$990.00	$31.50	$1,039.50	$200.00	$6,600.00	$22.80	$752.40	$60.00	$1,980.00	$28.00	$924.00
6250230	4.000	EACH	RENT CHANGEABLE MESSAGE SIGN	$7,500.00	$30,000.00	$8,925.00	$35,700.00	$15,000.00	$60,000.00	$15,600.00	$62,400.00	$5,000.00	$20,000.00	$11,000.00	$44,000.00
6250241	5.000	EACH	RENT CHANGEABLE MESSAGE SIGN, TYPE 1	$8,000.00	$40,000.00	$13,125.50	$65,627.50	$30,000.00	$150,000.00	$24,000.00	$120,000.00	$6,000.00	$30,000.00	$33,500.00	$167,500.00
6250244	6.000	EACH	RENT PORTABLE TRAFFIC SENSOR	$7,500.00	$45,000.00	$8,400.00	$50,400.00	$15,000.00	$90,000.00	$4,800.00	$28,800.00	$3,000.00	$18,000.00	$16,400.00	$98,400.00
6250270	2.000	EACH	RENT ARROW BOARD (TYPE C)	$4,500.00	$9,000.00	$3,360.00	$6,720.00	$5,000.00	$10,000.00	$3,840.00	$7,680.00	$20,000.00	$40,000.00	$3,900.00	$7,800.00
6250310	820.000	EACH	RENT TRAFFIC DRUMS	$70.00	$57,400.00	$57.75	$47,355.00	$60.00	$49,200.00	$27.60	$22,632.00	$90.00	$73,800.00	$60.00	$49,200.00
6250390	78.000	EACH	RENT TEMPORARY IMPACT ATTENUATOR (55 MPH)	$4,000.00	$312,000.00	$7,388.00	$576,264.00	$1.00	$78.00	$7,145.00	$557,310.00	$150.00	$11,700.00	$7,000.00	$546,000.00
6250410	5.000	EACH	RENT TEMPORARY IMPACT ATTENUATOR (75 MPH)	$5,500.00	$27,500.00	$7,388.00	$36,940.00	$1.00	$5.00	$7,145.00	$35,725.00	$350.00	$1,750.00	$8,300.00	$41,500.00
6250500	4,356.000	SQFT	RENT CONSTRUCTION SIGNS	$15.00	$65,340.00	$11.55	$50,311.80	$10.00	$43,560.00	$10.50	$45,738.00	$20.00	$87,120.00	$18.00	$78,408.00
6250510	67,029.000	LINFT	RENT PORTABLE PRECAST CONCRETE BARRIER RAIL	$25.00	$1,675,725.00	$31.60	$2,118,116.40	$1.00	$67,029.00	$28.42	$1,904,964.18	$1.20	$80,434.80	$35.00	$2,346,015.00
6270190	2,125.550	SQFT	PERMANENT SIGNS (GROUND MOUNTED) (METAL SUPPORTS)	$70.00	$148,788.50	$104.45	$222,013.70	$100.00	$212,555.00	$72.00	$153,039.60	$60.00	$127,533.00	$105.00	$223,182.75
6270200	40.000	SQFT	PERMANENT SIGNS (GROUND MOUNTED) (SPECIAL METAL SUPPORTS)	$150.00	$6,000.00	$234.10	$9,364.00	$230.00	$9,200.00	$80.00	$3,200.00	$200.00	$8,000.00	$236.00	$9,440.00
6270220	196.000	SQFT	PERMANENT SIGN PANELS (PANELS ONLY)	$40.00	$7,840.00	$60.90	$11,936.40	$60.00	$11,760.00	$70.00	$13,720.00	$120.00	$23,520.00	$61.00	$11,956.00
6270240	1,720.030	SQFT	PERMANENT SIGNS, REMOVE	$6.00	$10,320.18	$8.40	$14,448.25	$8.50	$14,620.26	$6.20	$10,664.19	$10.00	$17,200.30	$8.50	$14,620.26
6270270	10.000	SQFT	PERMANENT SIGNS, RESET (PANELS ONLY)	$50.00	$500.00	$12.95	$129.50	$13.00	$130.00	$37.00	$370.00	$400.00	$4,000.00	$13.00	$130.00
6270280	220.000	SQFT	PERMANENT SIGNS (FOREST SERVICE)	$100.00	$22,000.00	$63.00	$13,860.00	$65.00	$14,300.00	$18.00	$3,960.00	$200.00	$44,000.00	$63.00	$13,860.00
6280120	1.000	LS	MOBILIZATION	$3,692,158.94	$3,692,158.94	$1,350,000.00	$1,350,000.00	$5,236,080.21	$5,236,080.21	$2,094,105.14	$2,094,105.14	$5,979,693.48	$5,979,693.48	$5,800,000.00	$5,800,000.00
6290100	480.000	DAY	TIME RELATED OVERHEAD	$3,000.00	$1,440,000.00	$2,866.00	$1,375,680.00	$7,500.00	$3,600,000.00	$2,137.00	$1,025,760.00	$9,850.00	$4,728,000.00	$6,700.00	$3,216,000.00

AMERICAN OVERSIGHT

Approved for Release: 2020-06-15 C05018702

DocuSign Envelope ID: 0FDA0509-1975-428B-AB4F-2FC6DB979BC0

Bid Tabulation

May 10, 2018

Item No.	Quantity	Unit	Description	Engineer's Estimate		Aggregate Industries		Fisher Sand & Gravel		Las Vegas Paving		Road and Highway Builders		Security Paving Company	
				Unit Price	Amount	Unit Price	Amount	Unit Price	Amount	Unit Price	Amount	Unit Price	Amount	Unit Price	Amount
6320460	2,145.000	SQFT	WATERBORNE PAVEMENT STRIPING (TYPE II) (VARIES)	$10.00	$21,450.00	$1.58	$3,389.10	$1.60	$3,432.00	$1.65	$3,539.25	$1.50	$3,217.50	$1.60	$3,432.00
6320480	3,816.670	LINFT	WATERBORNE PAVEMENT STRIPING (TYPE II) (6-INCH DOTTED WHITE)	$1.00	$3,816.67	$0.34	$1,297.67	$0.40	$1,526.67	$1.57	$5,992.17	$0.30	$1,145.00	$0.35	$1,335.83
6320530	33.520	MILE	WATERBORNE PAVEMENT STRIPING (TYPE II) (BROKEN WHITE)	$1,500.00	$50,280.00	$353.85	$11,861.05	$365.00	$12,234.80	$292.00	$9,787.84	$330.00	$11,061.60	$360.00	$12,067.20
6320588	946.000	LINFT	WATERBORNE PAVEMENT STRIPING (TYPE II) (6-INCH SOLID WHITE)	$4.00	$3,784.00	$0.45	$425.70	$0.50	$473.00	$1.57	$1,485.22	$0.40	$378.40	$0.50	$473.00
6320590	33.640	MILE	WATERBORNE PAVEMENT STRIPING (TYPE II) (6-INCH SOLID WHITE)	$1,500.00	$50,460.00	$1,037.00	$34,884.68	$1,050.00	$35,322.00	$438.00	$14,734.32	$1,000.00	$33,640.00	$1,050.00	$35,322.00
6320610	1.120	MILE	WATERBORNE PAVEMENT STRIPING (TYPE II) (8-INCH SOLID WHITE)	$2,500.00	$2,800.00	$1,525.00	$1,708.00	$1,500.00	$1,680.00	$886.00	$992.32	$1,450.00	$1,624.00	$1,600.00	$1,792.00
6320640	420.004	LINFT	WATERBORNE PAVEMENT STRIPING (TYPE II) (24-INCH SOLID WHITE)	$5.00	$2,100.02	$6.00	$2,520.02	$6.00	$2,520.02	$1.84	$772.81	$5.00	$2,100.02	$6.00	$2,520.02
6320680	32.710	MILE	WATERBORNE PAVEMENT STRIPING (TYPE II) (SOLID YELLOW)	$700.00	$22,897.00	$759.00	$24,826.89	$750.00	$24,532.50	$292.00	$9,551.32	$700.00	$22,897.00	$750.00	$24,532.50
6320750	0.360	MILE	WATERBORNE PAVEMENT STRIPING (TYPE II) (BROKEN YELLOW W/SOLID YELLOW)	$1,000.00	$360.00	$1,150.00	$414.00	$1,150.00	$414.00	$918.00	$330.48	$1,000.00	$360.00	$1,100.00	$396.00
6320780	0.114	MILE	WATERBORNE PAVEMENT STRIPING (TYPE II) (DOUBLE SOLID YELLOW)	$1,500.00	$171.00	$1,959.00	$223.33	$1,950.00	$222.30	$1,015.00	$115.71	$1,900.00	$216.60	$1,900.00	$216.60
6330110	100.000	EACH	REFLECTIVE PAVEMENT MARKERS	$10.00	$1,000.00	$10.50	$1,050.00	$11.00	$1,100.00	$3.68	$368.00	$25.00	$2,500.00	$10.50	$1,050.00
6340410	924.000	SQFT	PERMANENT PAVEMENT MARKING TAPE (TYPE 2) (VARIES)	$13.00	$12,012.00	$13.10	$12,104.40	$13.50	$12,474.00	$5.88	$5,433.12	$20.00	$18,480.00	$13.00	$12,012.00
6340650	1,376.400	LINFT	PERMANENT PAVEMENT MARKING TAPE (TYPE 2) (24-INCH SOLID YELLOW)	$15.00	$20,646.00	$12.85	$17,686.74	$13.00	$17,893.20	$10.28	$14,149.39	$20.00	$27,528.00	$13.00	$17,893.20
6360130	0.180	MILE	TEMPORARY PAINTED STRIPING (DOTTED WHITE)	$600.00	$108.00	$520.00	$93.60	$550.00	$99.00	$368.00	$66.24	$5,000.00	$900.00	$525.00	$94.50
6360170	22.250	MILE	TEMPORARY PAINTED STRIPING (BROKEN WHITE)	$900.00	$20,025.00	$384.00	$8,544.00	$400.00	$8,900.00	$292.00	$6,497.00	$3,000.00	$66,750.00	$380.00	$8,455.00
6360190	46.640	MILE	TEMPORARY PAINTED STRIPING (SOLID WHITE)	$900.00	$41,976.00	$660.00	$30,782.40	$675.00	$31,482.00	$292.00	$13,618.88	$3,000.00	$139,920.00	$660.00	$30,782.40
6360210	0.580	MILE	TEMPORARY PAINTED STRIPING (8-INCH SOLID WHITE)	$1,000.00	$580.00	$1,244.00	$721.52	$1,300.00	$754.00	$884.00	$512.72	$5,000.00	$2,900.00	$1,200.00	$696.00
6360220	172.000	LINFT	TEMPORARY PAINTED STRIPING (12-INCH SOLID WHITE)	$3.50	$602.00	$6.55	$1,126.60	$6.50	$1,118.00	$1.68	$288.96	$20.00	$3,440.00	$6.60	$1,135.20
6360260	46.760	MILE	TEMPORARY PAINTED STRIPING (SOLID YELLOW)	$900.00	$42,084.00	$659.40	$30,833.54	$675.00	$31,563.00	$292.00	$13,653.92	$3,000.00	$140,280.00	$667.00	$31,188.92
6370110	1.000	LS	TEMPORARY POLLUTION CONTROL	$109,428.77	$109,428.77	$33,450.00	$33,450.00	$175,000.00	$175,000.00	$75,000.00	$75,000.00	$250,000.00	$250,000.00	$75,000.00	$75,000.00
6370190	1.000	LS	DUST CONTROL	$92,303.98	$92,303.98	$1,359,998.21	$1,359,998.21	$225,000.00	$225,000.00	$180,000.00	$180,000.00	$250,000.00	$250,000.00	$260,000.00	$260,000.00
6410100	3.000	EACH	IMPACT ATTENUATOR	$25,000.00	$75,000.00	$23,100.88	$69,302.64	$25,000.00	$75,000.00	$23,000.00	$69,000.00	$50,000.00	$150,000.00	$40,000.00	$120,000.00
			Totals:		**$65,330,045.23**		**$58,561,165.00**		**$60,500,000.00**		**$61,975,000.00**		**$65,111,111.00**		**$72,110,225.28**

AMERICAN OVERSIGHT

Approved for Release: 2021-06-15 C05018708

DocuSign Envelope ID: 0FDA0509-1975-428B-AB4F-2FC6DB979BC0

Price Sensitivity

May 11, 2018

Contract No.: 3716
Project No.: NHP-160-1(028), NHP-160-1(029)
Project Id: 60748, 60785
Counties: Clark and Nye
Range: R39 ($59,000,000.01 to $71,000,000.00)
Working: 480

RE: Don Christiansen
Designer: Billy Ezell

Engineer's Estimate	Aggregate Industries	Fisher Sand & Gravel	Diff. Between Low & 2nd	Diff Between EE & Low	Low Bid % of EE
$65,330,045.23	$58,561,165.00	$60,500,000.00	$1,938,835.00	-$6,768,880.23	90%

Item No.	Quantity	Description	Unit	Engineer's Est. Unit Price	Low Bid Unit Price	2nd Low Bid Unit Price	Qty Chg Req'd to Chg Bid Order	% Change in Qty Req'd	Low % of EE	Significantly Unbalanced	Quantity Check Comments
2010120	64.800	CLEARING AND GRUBBING	ACRE	$1,200.00	$3,045.00	$1,000.00	948.09	1463%	254%	Yes	Qty Verified by Designers, OK
2010250	382.000	REMOVE TREES	EACH	$500.00	$294.00	$475.00	-10,711.80	-2804%	59%	Yes	Qty Verified by Designers, OK
2020270	572.000	REMOVAL OF PORTION OF REINFORCED CONCRETE BOX CULVERT	LINFT	$100.00	$72.50	$350.00	-6,986.79	-1221%	73%	Yes	Qty Verified by Designers, OK
2020285	3,251.000	REMOVAL OF CULVERT PIPE	LINFT	$50.00	$25.20	$40.00	-131,002.36	-4030%	50%	Yes	Qty Verified by Designers, OK
2020475	20,648.000	REMOVAL OF GUARDRAIL	LINFT	$2.50	$4.20	$4.50	-6,462,783.33	-31300%	168%	Yes	Qty Verified by Designers, OK
2020585	25,704.000	REMOVAL OF FENCE	LINFT	$2.00	$1.20	$2.00	-2,423,543.75	-9429%	60%	Yes	Qty Verified by Designers, OK
2020640	1.000	REMOVE RIPRAP	LS	$2,975.00	$61,200.00	$50,000.00	N/A	N/A	2057%	Yes	EE Low, Multiple locations, Varying Qty of Removal @ each Location.
2030140	346,234.000	ROADWAY EXCAVATION	CUYD	$20.00	$16.15	$10.00	315,257.72	91%	81%	No	Qty Verified by Designers, OK
2030160	5,904.000	DRAINAGE EXCAVATION	CUYD	$20.00	$10.00	$15.00	-387,767.00	-6568%	50%	Yes	Qty Verified by Designers, OK
2030170	24,929.000	CHANNEL EXCAVATION	CUYD	$15.00	$20.00	$10.00	193,883.50	778%	133%	No	Qty Verified by Designers, OK
2060110	26,005.700	STRUCTURE EXCAVATION	CUYD	$50.00	$18.25	$20.00	-1,107,905.71	-4260%	37%	Yes	Qty Verified by Designers, OK
2070110	39,038.400	GRANULAR BACKFILL	CUYD	$25.00	$21.50	$40.00	-104,801.89	-268%	86%	No	Qty Verified by Designers, OK
2110110	25,879.000	TOPSOIL (SALVAGE)	CUYD	$6.00	$9.30	$6.00	587,525.76	2270%	155%	Yes	Qty Verified by Designers, OK
2110160	96,872.000	SEEDING	SQYD	$1.50	$1.10	$1.10	#DIV/0!	#DIV/0!	73%	Yes	Qty Verified by Designers, OK
2110260	27.800	HYDRO-SEEDING	ACRE	$7,000.00	$3,518.00	$3,500.00	107,713.06	387457%	50%	Yes	Qty Verified by Designers, OK
2120045	84,297.000	PAINTING	SQYD	$5.75	$3.90	$4.00	-19,388,350.00	-23000%	68%	Yes	Qty Verified by Designers, OK
2120390	1.000	PLANT ESTABLISHMENT WORK	LS	$65,000.00	$68,600.00	$70,000.00	N/A	N/A	106%	No	
2120580	1.000	TRANSPLANT FLORA	LS	$446,000.00	$389,400.00	$400,000.00	N/A	N/A	87%	No	
2120860	304.000	DECORATIVE BOULDER (TYPE E)	EACH	$300.00	$147.00	$150.00	-646,278.33	-212592%	49%	Yes	Qty Verified by Designers, OK
2120870	1,029.000	DECORATIVE ROCK (TYPE A)	TON	$50.00	$58.80	$65.00	-312,715.32	-30390%	118%	No	Qty Verified by Designers, OK
2120942	2.000	DECORATIVE FIGURE (TYPE A)	EACH	$36,191.44	$32,190.00	$40,000.00	-248.25	-12413%	89%	No	Qty Verified by Designers, OK
2121943	2.000	DECORATIVE FIGURE (TYPE B)	EACH	$27,551.50	$17,695.00	$35,000.00	-112.04	-5602%	64%	Yes	Qty Verified by Designers, OK
2121950	11.000	DECORATIVE STRUCTURE	EACH	$22,884.46	$21,058.00	$20,000.00	1,832.55	16660%	92%	No	Qty Verified by Designers, OK
3020130	133,440.000	TYPE 1 CLASS B AGGREGATE BASE	TON	$10.00	$10.90	$15.00	-472,886.59	-354%	109%	No	Qty Verified by Designers, OK
3050140	505,885.000	PROCESSING FOR ROADBED MODIFICATION	SQYD	$2.25	$0.82	$2.25	-1,355,828.67	-268%	36%	Yes	Qty Verified by Designers, OK
3050190	501,829.000	PULVERIZE EXISTING SURFACE	SQYD	$1.75	$0.80	$0.10	2,769,764.29	552%	46%	Yes	Qty Verified by Designers, OK
3050220	3,946.000	PORTLAND CEMENT	TON	$165.00	$150.60	$160.00	-206,259.04	-5227%	91%	No	Qty Verified by Designers, OK
4020100	16,359.700	PLANTMIXING MISCELLANEOUS AREAS	SQYD	$10.00	$4.00	$10.00	-323,139.17	-1975%	40%	Yes	Qty Verified by Designers, OK
4020190	269,911.000	PLANTMIX SURFACING (TYPE 2C) (WET)	TON	$70.00	$71.75	$69.00	705,030.91	261%	103%	No	Qty Verified by Designers, OK
4030120	30,134.000	PLANTMIX OPEN-GRADED SURFACING (1/2-INCH) (WET)	TON	$85.00	$85.40	$95.00	-201,961.98	-670%	100%	No	Qty Verified by Designers, OK
4060120	283,106.480	PRIME COAT	SQYD	$1.00	$0.52	$0.60	-24,235,437.50	-8561%	52%	Yes	Qty Verified by Designers, OK
4070080	505,885.000	SEAL COAT	SQYD	$0.50	$0.28	$0.60	-6,058,859.38	-1198%	56%	Yes	Qty Verified by Designers, OK
4070190	322.100	EMULSIFIED ASPHALT, TYPE SS-1H (DILUTED)	TON	$400.00	$785.55	$300.00	3,993.07	1240%	196%	Yes	Qty Verified by Designers, OK
5020160	3,961.000	CONCRETE BARRIER RAIL (TYPE A)	LINFT	$36.00	$37.80	$40.00	-881,288.64	-22249%	105%	No	Qty Verified by Designers, OK
5020170	21,791.000	CONCRETE BARRIER RAIL (TYPE FA)	LINFT	$42.00	$43.35	$45.00	-1,175,051.52	-5392%	103%	No	Qty Verified by Designers, OK
5020540	154.000	PLAIN ELASTOMERIC BEARING PAD	EACH	$1,000.00	$88.65	$135.00	-41,830.31	-27163%	9%	Yes	Qty Verified by Designers, OK
5020710	404.000	CLASS A CONCRETE (MAJOR)	CUYD	$500.00	$704.40	$750.00	-42,518.31	-10524%	141%	No	Qty Verified by Designers, OK
5020720	223.000	CLASS A CONCRETE (MINOR)	CUYD	$1,000.00	$1,771.55	$1,850.00	-24,714.28	-11083%	177%	Yes	Qty Verified by Designers, OK
5020920	11,533.460	CLASS A CONCRETE, MODIFIED (MAJOR)	CUYD	$525.00	$516.10	$400.00	16,699.70	145%	98%	No	Qty Verified by Designers, OK
5021000	500.000	CLASS E CONCRETE, MODIFIED (MAJOR)	CUYD	$550.00	$328.30	$800.00	-4,110.31	-822%	60%	Yes	Qty Verified by Designers, OK
5050100	2,382,344.000	REINFORCING STEEL	POUND	$1.00	$0.51	$0.45	32,313,916.67	1356%	51%	Yes	Qty Verified by Designers, OK
5060750	3,092.000	PEDESTRIAN RAIL, TYPE R	LINFT	$150.00	$105.00	$100.00	387,767.00	12541%	70%	Yes	Qty Verified by Designers, OK
6000100	225.000	TRENCH DRAIN	LINFT	$250.00	$216.15	$300.00	-23,122.66	-10277%	86%	No	Qty Verified by Designers, OK
6030170	8,032.000	18-INCH REINFORCED CONCRETE PIPE, CLASS III	LINFT	$80.00	$43.00	$55.00	-161,569.58	-2012%	54%	Yes	Qty Verified by Designers, OK
6030230	664.000	24-INCH REINFORCED CONCRETE PIPE, CLASS III	LINFT	$90.00	$49.05	$65.00	-121,557.05	-18307%	55%	Yes	Qty Verified by Designers, OK
6030350	944.000	36-INCH REINFORCED CONCRETE PIPE, CLASS III	LINFT	$125.00	$84.85	$95.00	-191,018.23	-20235%	68%	Yes	Qty Verified by Designers, OK
6030410	927.000	42-INCH REINFORCED CONCRETE PIPE, CLASS III	LINFT	$125.00	$106.55	$110.00	-561,981.16	-60624%	85%	No	Qty Verified by Designers, OK
6030440	474.000	48-INCH REINFORCED CONCRETE PIPE, CLASS III	LINFT	$130.00	$123.55	$130.00	-300,594.57	-63417%	95%	No	Qty Verified by Designers, OK
6031030	36.000	18-INCH PRECAST END SECTION	EACH	$1,300.00	$1,394.25	$1,100.00	6,589.07	18303%	107%	No	Qty Verified by Designers, OK
6091040	67,752.000	STRUCTURAL STEEL GRATES	POUND	$3.00	$2.30	$3.00	-2,769,764.29	-4088%	77%	No	Qty Verified by Designers, OK
6100050	14,929.000	GEOTEXTILE (CLASS 1)	SQYD	$8.00	$1.75	$3.50	-1,107,905.71	-7421%	22%	Yes	Qty Verified by Designers, OK
6100190	3,892.000	RIPRAP (CLASS 300)	CUYD	$90.00	$47.25	$55.00	-250,172.26	-6428%	53%	Yes	Qty Verified by Designers, OK
6100200	4,114.000	RIPRAP (CLASS 400)	CUYD	$100.00	$47.25	$50.00	-705,030.91	-17137%	47%	Yes	Qty Verified by Designers, OK
6100210	5,867.000	RIPRAP (CLASS 550)	CUYD	$70.00	$47.25	$50.00	-705,030.91	-12017%	68%	Yes	Qty Verified by Designers, OK
6100470	1,335.000	RIPRAP BEDDING (CLASS 300)	CUYD	$30.00	$48.55	$65.00	-117,862.31	-8829%	162%	Yes	Qty Verified by Designers, OK
6100480	1,143.000	RIPRAP BEDDING (CLASS 400)	CUYD	$50.00	$48.25	$50.00	-1,107,905.71	-96930%	97%	No	Qty Verified by Designers, OK
6100490	1,467.000	RIPRAP BEDDING (CLASS 550)	CUYD	$60.00	$47.15	$50.00	-680,292.98	-46373%	79%	No	Qty Verified by Designers, OK
6130190	32,000.000	CLASS A CONCRETE CURB (TYPE 3)	LINFT	$15.00	$11.65	$13.00	-1,436,174.07	-4488%	78%	No	Qty Verified by Designers, OK

ALL RIGHTS RESERVED
OVERSIGHT

Approved for Release by NV on 04-26-2021 FOIA# 90018704

DocuSign Envelope ID: 0FDA0509-1975-428B-AB4F-2FC6DB979BC0

Price Sensitivity

May 11, 2018

6160480	19.000	12-FOOT SWING GATE (DOUBLE)	EACH	$3,500.00	$1,138.25	$4,000.00	-677.50	-3566%	33%	Yes	Qty Verified by Designers, OK
6161070	35,784.000	DEER-PROOF FENCE	LINFT	$10.00	$17.85	$17.00	2,280,982.35	6374%	179%	Yes	Qty Verified by Designers, OK
6161080	15,400.000	TORTOISE FENCE	LINFT	$2.50	$7.20	$4.50	718,087.04	4663%	288%	Yes	Qty Verified by Designers, OK
6170580	2.000	48-FOOT STEEL CATTLE GUARD (TYPE B)	EACH	$40,000.00	$34,319.00	$45,000.00	-181.52	-9076%	86%	No	Qty Verified by Designers, OK
6180550	6,230.000	GALVANIZED GUARDRAIL (TRIPLE CORRUGATION)	LINFT	$30.00	$37.25	$38.00	-2,585,113.33	-41495%	124%	No	Qty Verified by Designers, OK
6190210	1,898.000	GUIDE POSTS (FLEXIBLE)	EACH	$40.00	$46.20	$45.00	1,615,695.83	85126%	116%	No	Qty Verified by Designers, OK
6230240	32.000	NO. 9 PULL BOX	EACH	$4,000.00	$2,467.00	$2,500.00	-58,752.58	-183602%	62%	Yes	Qty Verified by Designers, OK
6230570	17.000	STEEL POLE, TYPE 7	EACH	$4,500.00	$5,512.00	$5,500.00	161,569.58	950409%	122%	No	Qty Verified by Designers, OK
6231820	47,725.000	3-INCH CONDUIT	LINFT	$17.00	$9.45	$10.00	-3,525,154.55	-7386%	56%	Yes	Qty Verified by Designers, OK
6240140	480.000	TRAFFIC CONTROL SUPERVISOR	DAY	$605.00	$371.65	$1,000.00	-3,085.60	-643%	61%	Yes	Qty Verified by Designers, OK
6240150	1,160.000	PILOT CAR	HOUR	$55.00	$76.55	$150.00	-26,396.66	-2276%	139%	No	Qty Verified by Designers, OK
6250241	5.000	RENT CHANGEABLE MESSAGE SIGN, TYPE 1	EACH	$8,000.00	$13,125.50	$30,000.00	-114.90	-2298%	164%	Yes	Qty Verified by Designers, OK
6250244	6.000	RENT PORTABLE TRAFFIC SENSOR	EACH	$7,500.00	$8,400.00	$15,000.00	-293.76	-4896%	112%	No	Qty Verified by Designers, OK
6250310	820.000	RENT TRAFFIC DRUMS	EACH	$70.00	$57.75	$60.00	-861,704.44	-105086%	83%	No	Qty Verified by Designers, OK
6250390	78.000	RENT TEMPORARY IMPACT ATTENUATOR (55 MPH)	EACH	$4,000.00	$7,388.00	$1.00	262.47	336%	185%	Yes	Qty Verified by Designers, OK
6250500	4,356.000	RENT CONSTRUCTION SIGNS	SQFT	$15.00	$11.55	$10.00	1,250,861.29	28716%	77%	No	Qty Verified by Designers, OK
6250510	67,029.000	RENT PORTABLE PRECAST CONCRETE BARRIER RAIL	LINFT	$25.00	$31.60	$1.00	63,360.62	95%	126%	No	Qty Verified by Designers, OK
6270190	2,125.550	PERMANENT SIGNS (GROUND MOUNTED) (METAL SUPPORTS)	SQFT	$70.00	$104.45	$100.00	435,693.26	20498%	149%	No	Qty Verified by Designers, OK
6280120	1.000	MOBILIZATION	LS	$3,692,158.94	$1,350,000.00	$5,236,080.21	N/A	N/A	37%	Yes	
6290100	480.000	TIME RELATED OVERHEAD	DAY	$3,000.00	$2,866.00	$7,500.00	-418.39	-87%	96%	No	Qty Verified by Designers, OK
6320530	33.520	WATERBORNE PAVEMENT STRIPING (TYPE II) (BROKEN WHITE)	MILE	$1,500.00	$353.85	$365.00	-173,886.55	-518755%	24%	Yes	Qty Verified by Designers, OK
6320590	33.640	WATERBORNE PAVEMENT STRIPING (TYPE II) (6-INCH SOLID WHITE)	MILE	$1,500.00	$1,037.00	$1,050.00	-149,141.15	-443345%	69%	Yes	Qty Verified by Designers, OK
6370110	1.000	TEMPORARY POLLUTION CONTROL	LS	$109,428.77	$33,450.00	$175,000.00	N/A	N/A	31%	Yes	
6370190	1.000	DUST CONTROL	LS	$92,303.98	$1,359,998.21	$225,000.00	N/A	N/A	1473%	Yes	
6410100	3.000	IMPACT ATTENUATOR	EACH	$25,000.00	$23,100.88	$25,000.00	-1,020.91	-34030%	92%	No	Qty Verified by Designers, OK

Additional Comments:

AMERICAN OVERSIGHT

Approved for Release: NV DOT 20-061 A-001875

Line Item 2

AMERICAN OVERSIGHT

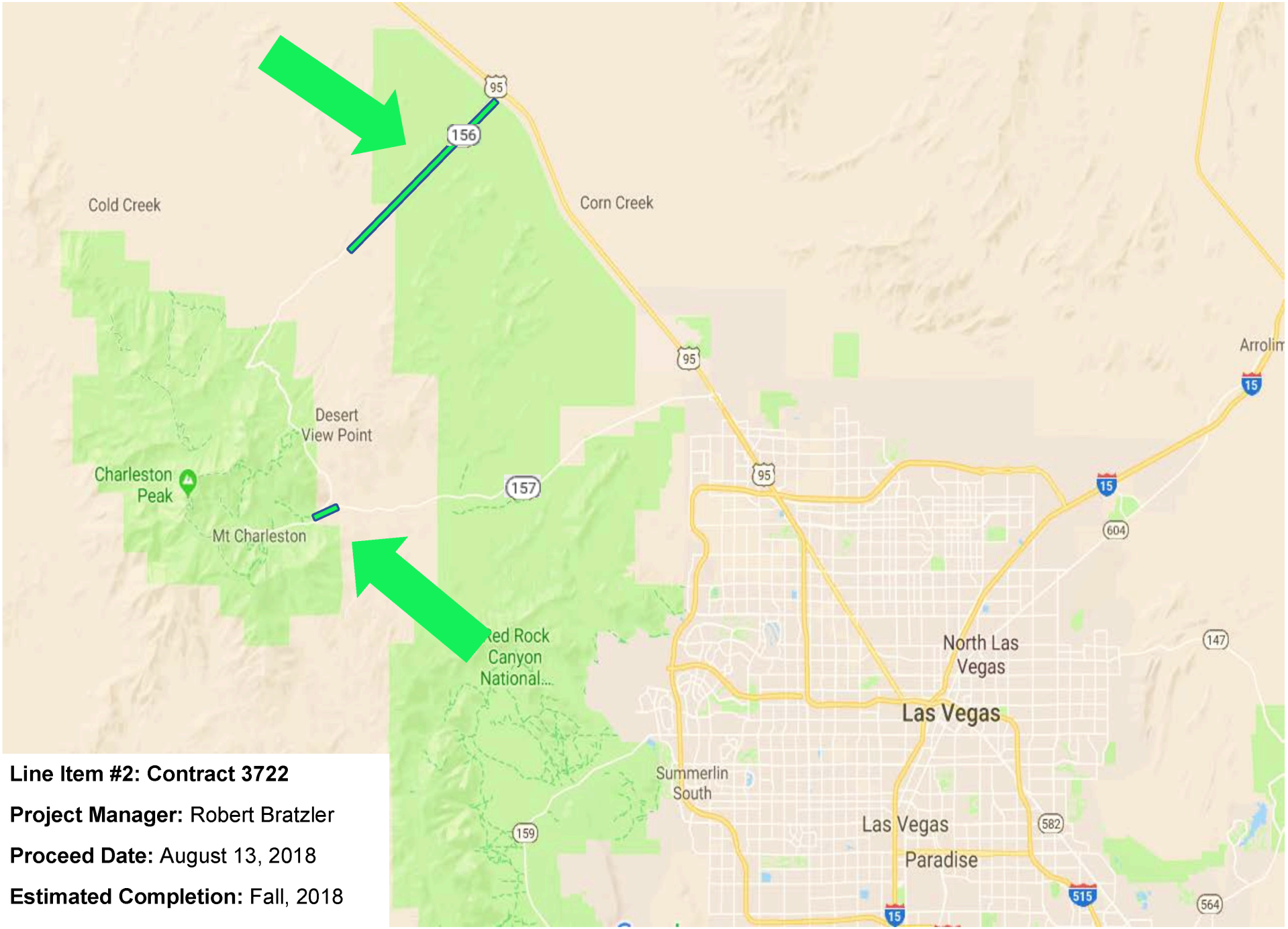

Line Item #2: Contract 3722

Project Manager: Robert Bratzler

Proceed Date: August 13, 2018

Estimated Completion: Fall, 2018

AMERICAN OVERSIGHT

DocuSign Envelope ID: E05B9CC0-209C-4BA4-B5DC-39AFA7D7B729

1263 South Stewart Street
Carson City, Nevada 89712
Phone: (775) 888-7070
Fax: (775) 888-7101

MEMORANDUM
Administrative Services

June 19, 2018

To: Rudy Malfabon, Director
Cole Mortensen, Assistant Director, Engineering
William Hoffman, Deputy Director

From: Tianne Simpson, Contract Services Manager – Administrative Services DS TS

Subject: Concurrence in Award for Contract No. 3722, Project No. SP-000M(047), SR 156, Lee Canyon Road, from Ski Run to US 95, and SR 157, Kyle Canyon Road, from the trailing edge of B-609 to SR 158, Deer Creek Road, Clark County, described as cold milling and plantmix bituminous surface with open grade. The Engineer's Estimate is $5,842,198.13.

This memo is to confirm concurrence in award of the subject contract.

Bid proposals were opened on June 7, 2018. Aggregate Industries SWR, Inc. is the apparent low bidder at $5,759,759.00. and they submitted a properly executed proposal, bid bond and anti-collusion affidavit. The second low bidder is Road and Highway Builders LLC with a bid of $6,393,393.00.

The project is State funded; required 2.10% DBE participation; and Bidder's Preference was applied but did not affect the successful contractor's ranking.

The subcontractor and supplier listings submitted by the Aggregate Industries SWR, Inc. have been reviewed and confirmed by Contract Services. The DBE information submitted by the Aggregate Industries SWR, Inc. has been reviewed and certified by the External Civil Rights office. Aggregate Industries SWR, Inc. has met the required DBE participation with a 2.67% commitment. The bid is within the Engineer's Estimate Range, and a copy of the Unofficial Bid Results report is attached for your reference. The BRAT Chair has provided his recommendation to award, and the report is attached.

Your concurrence in award of this contract by endorsement hereon is respectfully requested. Upon receipt a packet will be prepared to obtain Transportation Board approval of the award at the next available meeting.

Concurrence in award:

DocuSigned by: Cole Mortensen
5F9A0E81C54047A...
Cole Mortensen, Assistant Director

DocuSigned by: William Hoffman
2A815875ECF94F1...
William Hoffman, Deputy Director

DocuSigned by: Rudy Malfabon
C4C7CE5CD584445...
Rudy Malfabon, Director

Attachments:
Unofficial Bid Results Report
DBE Sub Approval
BRAT Report

AMERICAN OVERSIGHT

Nevada Department of Transportation
Unofficial Bid Results
June 07, 2018

Contract Number:	3722	**Bid Opening Date and Time:**	6/7/2018 1:30 PM
Designer:	JEFFREY JOHNSON	**Liquidated Damages:**	$4,500.00
Senior Designer:	ROBERT BRATZLER	**Working Days:**	80
Estimate Range:	R26 $5,500,000.01 to $6,600,000	**District:**	DISTRICT 1
Project Number:	SP-000M(047)		

County: CLARK

Location: SR 156, Lee Canyon Road, from Ski Run to US 95 and SR 157, Kyle Canyon Road, from the trailing edge of B-609 to SR 158, Deer Creek Road.

Description: Cold milling and plantmix bituminous surface with open grade

		Actual Bid
Apparent Low Bidder:	Aggregate Industries SWR, Inc.	$5,759,759.00
Apparent 2nd:	Road and Highway Builders LLC	$6,393,393.00
Apparent 3rd:	Las Vegas Paving Corporation	$6,399,500.00

	Bidders:	Certificate of Eligibility	Actual Bid Amount
1	Aggregate Industries SWR, Inc. 4675 West Teco Ave #140 Las Vegas, NV 89118 (702) 649-6250	✓	$5,759,759.00
2	Road and Highway Builders LLC 175 Salomon Circle Ste #103 Sparks, NV 89434 (775) 852-7283	✓	$6,393,393.00
3	Las Vegas Paving Corporation 4420 South Decatur Boulevard Las Vegas, NV 89103 (702) 251-5800	✓	$6,399,500.00

AMERICAN OVERSIGHT

1263 South Stewart Street
Carson City, Nevada 89712
Phone: (775) 888-7497
Fax: (775) 888-7235

MEMORANDUM
Contract Compliance

June 14, 2018

To: Rachel Bennett, Administrative Services Officer II

From: Paulita De La Cruz/DBE Specialist DocuSigned by: 9A647C8047694B9...

Subject: NDOT Bidder DBE Information – Contract No. 3722 - SR 156, Lee Canyon Road, from Ski Run to US 95 and SR 157, Kyle Canyon Road, from the trailing edge of B-609 to SR 158, Deer Creek Road in Clark County for cold milling and plantmix bituminous surface with open grade

Apparent low bid: $5,759,759.00

The DBE information for C and S Company Inc. submitted by the apparent low bidder, Aggregate Industries SWR, Inc. has been received by Contract Compliance and we have concluded:

C and S Company Inc. holds an active State of Nevada business license, an active Nevada State Contractors Board license and is a Nevada certified DBE firm. C and S Company Inc. is clear of State disqualification and Federal exclusion.

The DBE goal of 2.10% has been met with a 2.67% DBE committed participation by the apparent low bidder Aggregate Industries SWR.

The DBE firm is approved for this contract.

cc: Contract Services
Contract Compliance
Ray Marshall, Title VI/DBE Manager
Teri Lewis, Asst. Title VI/DBE Manager
Teresa Schlaffer, Contract Compliance Manager

AMERICAN OVERSIGHT

1263 South Stewart Street
Carson City, Nevada 89712
Phone: (775) 888-7070
Fax: (775) 888-7101

MEMORANDUM
Administrative Services

June 14, 2018

To: **Lynn Hoffman, ASO III - Administrative Services**

From: **Bid Review and Analysis Team**

Subject: **BRAT Summary Report for Contract # 3722**

The Bid Review and Analysis Team (BRAT) met on June 14, 2018 to discuss bids for the above referenced contract. The following were in attendance:

Scott Hein, Chief Roadway Design Engineer
Robert Bratzler, Associate Engineer
Shawn Howerton, Professional Engineer
Jeff Johnson, Associate Engineer
Shawn Paterson, Professional Engineer
Tianne Simpson, Management Analyst

Via Phone:
Samih Alhwayek, Professional Engineer
Nate Enos, Associate Engineer

The overall bid proposal was evaluated and determined to be acceptable. The Bid Tabulation and Price Sensitivity is attached.

The apparent low bidder, Aggregate Industries SWR, submitted a bid which is 99% of the Engineer's Estimate. The BRAT recommends award of this contract.

Submitted:

DocuSigned by:
E7F2D4506AC6488...
Scott Hein, BRAT Co-Chair

cc: Attendees
Dennis Gallagher, Legal
Design Admin
Sharon Foerschler

AMERICAN OVERSIGHT

DocuSign Envelope ID: E05B9CC0-209C-4BA4-B5DC-39AFA7D7B729

Bid Tabulation

- June 08, 2018 -

Contract No.: 3722
Description: Cold milling and plantmix bituminous surface with open grade
Location: SR 156, Lee Canyon Road, from Ski Run to US 95 and SR 157, Kyle Canyon Road, from the trailing edge of B-609 to SR 158, Deer Creek Road.
Bid Opening: June 07, 2018, 1:30 PM

Project No.: SP-000M(047)
Project Id: 74074
County: Clark
Range: R26 $5,500,000.01 to $6,600,000.00
Working: 80

Item No.	Quantity	Unit	Description	Engineer's Estimate		Aggregate Industries SWR		Road & Highway Builders		Las Vegas Corporation	
				Unit Price	Amount	Unit Price	Amount	Unit Price	Amount	Unit Price	Amount
2000100	10.000	HOUR	SURVEY CREW	$250.00	$2,500.00	$250.00	$2,500.00	$150.00	$1,500.00	$232.00	$2,320.00
2020475	763.000	LINFT	REMOVAL OF GUARDRAIL	$5.50	$4,196.50	$6.10	$4,654.30	$4.00	$3,052.00	$4.00	$3,052.00
2020790	16.000	EACH	REMOVE MAILBOX	$350.00	$5,600.00	$43.75	$700.00	$100.00	$1,600.00	$135.00	$2,160.00
2020925	2.000	EACH	REMOVAL OF PULL BOX	$300.00	$600.00	$275.00	$550.00	$500.00	$1,000.00	$270.00	$540.00
2020990	320,112.500	SQYD	REMOVAL OF BITUMINOUS SURFACE (COLD MILLING)	$3.00	$960,337.50	$1.85	$592,208.13	$2.00	$640,225.00	$2.65	$848,298.13
2021255	250.000	LINFT	REMOVAL OF TEMPORARY PORTABLE PRECAST CONCRETE BARRIER RAIL	$40.00	$10,000.00	$26.35	$6,587.50	$10.00	$2,500.00	$30.00	$7,500.00
2030140	3,415.000	CUYD	ROADWAY EXCAVATION	$30.00	$102,450.00	$41.40	$141,381.00	$28.00	$95,620.00	$68.35	$233,415.25
2060110	619.900	CUYD	STRUCTURE EXCAVATION	$50.00	$30,995.00	$36.00	$22,316.40	$28.00	$17,357.20	$25.92	$16,067.81
2140100	1.000	EACH	MAILBOX SYSTEM (SINGLE)	$400.00	$400.00	$290.00	$290.00	$400.00	$400.00	$243.00	$243.00
2140110	4.000	EACH	MAILBOX SYSTEM (DOUBLE)	$500.00	$2,000.00	$383.00	$1,532.00	$800.00	$3,200.00	$486.00	$1,944.00
2140120	2.000	EACH	MAILBOX SYSTEM (MULTIPLE)	$800.00	$1,600.00	$667.00	$1,334.00	$1,000.00	$2,000.00	$967.00	$1,934.00
3020140	445.000	CUYD	TYPE 1 CLASS B AGGREGATE BASE	$140.00	$62,300.00	$105.00	$46,725.00	$70.00	$31,150.00	$108.00	$48,060.00
4020100	4,529.200	SQYD	PLANTMIXING MISCELLANEOUS AREAS	$15.00	$67,938.00	$11.75	$53,218.10	$18.00	$81,525.60	$6.85	$31,025.02
4020130	1,203.000	LINFT	PLANTMIX BITUMINOUS SHOULDER DIKES	$10.00	$12,030.00	$14.65	$17,623.95	$12.00	$14,436.00	$5.35	$6,436.05
4020180	36,909.000	TON	PLANTMIX SURFACING (TYPE 2) (WET)	$80.00	$2,952,720.00	$87.00	$3,211,083.00	$87.00	$3,211,083.00	$92.92	$3,429,584.28
4030050	300.000	LINFT	TRANSVERSE MILLED RUMBLE STRIPS	$15.00	$4,500.00	$13.95	$4,185.00	$5.00	$1,500.00	$30.00	$9,000.00
4030100	14.130	MILE	MILLED RUMBLE STRIPS	$700.00	$9,891.00	$757.50	$10,703.48	$2,500.00	$35,325.00	$833.00	$11,770.29
4030120	3,675.000	TON	PLANTMIX OPEN-GRADED SURFACING (1/2-INCH) (WET)	$110.00	$404,250.00	$112.50	$413,437.50	$170.00	$624,750.00	$114.50	$420,787.50
4060120	1,840.000	SQYD	PRIME COAT	$1.00	$1,840.00	$1.95	$3,588.00	$2.00	$3,680.00	$2.10	$3,864.00
4070190	18.600	TON	EMULSIFIED ASPHALT, TYPE SS-1H (DILUTED)	$1,000.00	$18,600.00	$955.75	$17,776.95	$1,900.00	$35,340.00	$615.00	$11,439.00
4070240	185.900	TON	SAND BLOTTER	$50.00	$9,295.00	$86.50	$16,080.35	$4.00	$743.60	$174.00	$32,346.60
6080150	3.000	EACH	EMBANKMENT PROTECTOR, TYPE 5	$3,500.00	$10,500.00	$5,755.00	$17,265.00	$3,000.00	$9,000.00	$5,686.00	$17,058.00
6080250	9.000	EACH	ANCHOR ASSEMBLY (18-INCH)	$400.00	$3,600.00	$377.00	$3,393.00	$150.00	$1,350.00	$373.00	$3,357.00
6080370	150.000	LINFT	18-INCH DOWNDRAIN PIPE	$150.00	$22,500.00	$67.75	$10,162.50	$350.00	$52,500.00	$66.96	$10,044.00
6080470	3.000	EACH	18-INCH METAL END SECTION (DOWNDRAIN)	$700.00	$2,100.00	$1,821.00	$5,463.00	$600.00	$1,800.00	$1,799.00	$5,397.00
6091040	735.000	POUND	STRUCTURAL STEEL GRATES	$5.00	$3,675.00	$1.65	$1,212.75	$3.00	$2,205.00	$1.62	$1,190.70
6100050	755.000	SQYD	GEOTEXTILE (CLASS 1)	$6.00	$4,530.00	$3.30	$2,491.50	$5.00	$3,775.00	$3.24	$2,446.20
6100170	150.000	CUYD	RIPRAP (CLASS 150)	$150.00	$22,500.00	$103.85	$15,577.50	$100.00	$15,000.00	$103.00	$15,450.00
6100200	132.000	CUYD	RIPRAP (CLASS 400)	$110.00	$14,520.00	$114.75	$15,147.00	$120.00	$15,840.00	$114.00	$15,048.00
6100210	182.000	CUYD	RIPRAP (CLASS 550)	$100.00	$18,200.00	$132.70	$24,151.40	$150.00	$27,300.00	$103.00	$18,746.00
6100460	44.000	CUYD	RIPRAP BEDDING (CLASS 150)	$100.00	$4,400.00	$98.35	$4,327.40	$60.00	$2,640.00	$97.00	$4,268.00
6100480	36.000	CUYD	RIPRAP BEDDING (CLASS 400)	$95.00	$3,420.00	$92.90	$3,344.40	$70.00	$2,520.00	$92.00	$3,312.00
6100490	45.000	CUYD	RIPRAP BEDDING (CLASS 550)	$150.00	$6,750.00	$92.90	$4,180.50	$80.00	$3,600.00	$92.00	$4,140.00
6161470	1,950.000	LINFT	TEMPORARY FENCE	$10.00	$19,500.00	$5.45	$10,627.50	$6.00	$11,700.00	$4.86	$9,477.00
6180250	1,638.000	LINFT	REMOVE AND RESET GUARDRAIL	$5.00	$8,190.00	$4.92	$8,058.96	$12.00	$19,656.00	$7.30	$11,957.40
6180260	2.000	EACH	BURIED END ANCHOR	$2,000.00	$4,000.00	$874.45	$1,748.90	$1,000.00	$2,000.00	$3,240.00	$6,480.00
6180350	1.000	EACH	GUARDRAIL TERMINAL (FLARED)	$2,500.00	$2,500.00	$3,280.00	$3,280.00	$2,500.00	$2,500.00	$3,240.00	$3,240.00
6180360	1.000	EACH	GUARDRAIL TERMINAL (TANGENTIAL)	$3,000.00	$3,000.00	$4,355.00	$4,355.00	$2,500.00	$2,500.00	$3,240.00	$3,240.00
6180550	913.000	LINFT	GALVANIZED GUARDRAIL (TRIPLE CORRUGATION)	$30.00	$27,390.00	$47.80	$43,641.40	$50.00	$45,650.00	$80.20	$73,222.60
6190200	1,216.000	EACH	GUIDE POSTS (RIGID)	$40.00	$48,640.00	$51.65	$62,806.40	$40.00	$48,640.00	$58.00	$70,528.00
6190280	88.000	EACH	OBJECT MARKERS, TYPE 3	$105.00	$9,240.00	$120.25	$10,582.00	$60.00	$5,280.00	$105.00	$9,240.00
6230232	2.000	EACH	NO. 5 PULL BOX, MODIFIED	$500.00	$1,000.00	$520.00	$1,040.00	$600.00	$1,200.00	$513.00	$1,026.00
6231820	17.000	LINFT	3-INCH CONDUIT	$25.00	$425.00	$46.45	$789.65	$100.00	$1,700.00	$45.90	$780.30
6231830	27.000	LINFT	4-INCH CONDUIT	$40.00	$1,080.00	$33.35	$900.45	$100.00	$2,700.00	$32.94	$889.38
6232630	12.000	EACH	LOOP DETECTOR (6-FOOT X 6-FOOT)	$600.00	$7,200.00	$2,186.00	$26,232.00	$600.00	$7,200.00	$2,160.00	$25,920.00
6240130	1.000	FA	UNIFORMED TRAFFIC CONTROL OFFICER	$98,000.00	$98,000.00	$98,000.00	$98,000.00	$98,000.00	$98,000.00	$98,000.00	$98,000.00

AMERICA'S OVERSIGHT

Approved DA-20-0615-A-001882

DocuSign Envelope ID: E05B9CC0-209C-4BA4-B5DC-39AFA7D7B729

Bid Tabulation

- June 08, 2018 -

Item No.	Quantity	Unit	Description	Engineer's Estimate		Aggregate Industries SWR		Road & Highway Builders		Las Vegas Corporation	
				Unit Price	Amount	Unit Price	Amount	Unit Price	Amount	Unit Price	Amount
6240140	80.000	DAY	TRAFFIC CONTROL SUPERVISOR	$900.00	$72,000.00	$826.50	$66,120.00	$1,500.00	$120,000.00	$1,094.00	$87,520.00
6240240	40.000	HOUR	RENT EQUIPMENT (LOADER)	$200.00	$8,000.00	$203.65	$8,146.00	$135.00	$5,400.00	$184.00	$7,360.00
6240280	40.000	HOUR	RENT EQUIPMENT (DUMP TRUCK)	$150.00	$6,000.00	$121.45	$4,858.00	$120.00	$4,800.00	$106.00	$4,240.00
6240480	40.000	HOUR	RENT EQUIPMENT (HYDRAULIC EXCAVATOR)	$200.00	$8,000.00	$299.55	$11,982.00	$135.00	$5,400.00	$241.00	$9,640.00
6250490	1.000	LS	RENT TRAFFIC CONTROL DEVICES	$157,000.00	$157,000.00	$210,000.00	$210,000.00	$300,000.00	$300,000.00	$260,072.00	$260,072.00
6270190	1,953.890	SQFT	PERMANENT SIGNS (GROUND MOUNTED) (METAL SUPPORTS)	$75.00	$146,541.75	$88.85	$173,603.13	$50.00	$97,694.50	$71.00	$138,726.19
6270240	1,777.180	SQFT	PERMANENT SIGNS, REMOVE	$6.00	$10,663.08	$6.55	$11,640.53	$5.00	$8,885.90	$6.20	$11,018.52
6270260	24.000	SQFT	PERMANENT SIGNS, RESET	$85.00	$2,040.00	$38.25	$918.00	$50.00	$1,200.00	$41.00	$984.00
6270270	22.500	SQFT	PERMANENT SIGNS, RESET (PANELS ONLY)	$50.00	$1,125.00	$28.35	$637.88	$50.00	$1,125.00	$18.00	$405.00
6270280	20.000	SQFT	PERMANENT SIGNS (FOREST SERVICE)	$100.00	$2,000.00	$88.85	$1,777.00	$250.00	$5,000.00	$42.00	$840.00
6280120	1.000	LS	MOBILIZATION	$330,690.46	$330,690.46	$252,086.58	$252,086.58	$562,720.60	$562,720.60	$278,148.47	$278,148.47
6320460	101.500	SQFT	WATERBORNE PAVEMENT STRIPING (TYPE II) (VARIES)	$5.00	$507.50	$2.50	$253.75	$14.00	$1,421.00	$1.81	$183.72
6320580	40.350	MILE	WATERBORNE PAVEMENT STRIPING (TYPE II) (SOLID WHITE)	$800.00	$32,280.00	$797.95	$32,197.28	$800.00	$32,280.00	$437.39	$17,648.69
6320600	724.000	LINFT	WATERBORNE PAVEMENT STRIPING (TYPE II) (8-INCH SOLID WHITE)	$1.00	$724.00	$0.42	$304.08	$4.00	$2,896.00	$1.67	$1,209.08
6320640	367.000	LINFT	WATERBORNE PAVEMENT STRIPING (TYPE II) (24-INCH SOLID WHITE)	$5.00	$1,835.00	$5.00	$1,835.00	$7.00	$2,569.00	$1.84	$675.28
6320650	10.584	MILE	WATERBORNE PAVEMENT STRIPING (TYPE II) (BROKEN	$500.00	$5,292.00	$382.50	$4,048.38	$600.00	$6,350.40	$293.12	$3,102.38
6320670	2,926.000	LINFT	WATERBORNE PAVEMENT STRIPING (TYPE II) (SOLID YELLOW)	$1.00	$2,926.00	$0.31	$907.06	$2.00	$5,852.00	$1.54	$4,506.04
6320750	1.728	MILE	WATERBORNE PAVEMENT STRIPING (TYPE II) (BROKEN YELLOW W/SOLID YELLOW)	$1,500.00	$2,592.00	$950.90	$1,643.16	$1,000.00	$1,728.00	$879.96	$1,520.57
6320780	7.356	MILE	WATERBORNE PAVEMENT STRIPING (TYPE II) (DOUBLE SOLID YELLOW)	$1,200.00	$8,827.20	$1,366.00	$10,048.30	$1,200.00	$8,827.20	$877.59	$6,455.55
6370110	1.000	LS	TEMPORARY POLLUTION CONTROL	$32,251.14	$32,251.14	$19,500.00	$19,500.00	$25,000.00	$25,000.00	$29,000.00	$29,000.00
			Totals:		**$5,842,198.13**		**$5,759,759.00**		**$6,393,393.00**		**$6,399,500.00**

AMERICAN OVERSIGHT

Approved: NV DIA 20-0615 A 001388

DocuSign Envelope ID: E05B9CC0-209C-4BA4-B5DC-39AFA7D7B729

Price Sensitivity

- June 8, 2018 -

Contract No.: 3722
Project No.: SP-000M(047)
Project Id: 74074
County: Clark
Range: R26 $5,500,000.01 to $6,600,000.00
Working: 80

Engineer's Estimate	Aggregate Industries SWR	Road & Highway Builders	Diff. Between Low & 2nd	Diff Between EE & Low	Low Bid % of EE
$5,842,198.13	$5,759,759.00	$6,393,393.00	$633,634.00	-$82,439.13	99%

RE: Samih Alhwayek
Designer: Jeffrey Johnson

Item No.	Quantity	Description	Unit	Engineer's Est. Unit Price	Low Bid Unit Price	2nd Low Bid Unit Price	Qty Chg Req'd to Chg Bid Order	% Change in Qty Req'd	Low % of EE	Significantly Unbalanced	Quantity Check Comments
2020990	320,112.500	REMOVAL OF BITUMINOUS SURFACE (COLD MILLING)	SQYD	$3.00	$1.85	$2.00	-4,224,226.67	-1320%	62%	Yes	Qty Verified OK
2030140	3,415.000	ROADWAY EXCAVATION	CUYD	$30.00	$41.40	$28.00	47,286.12	1385%	138%	No	Qty Verified OK
3020140	445.000	TYPE 1 CLASS B AGGREGATE BASE	CUYD	$140.00	$105.00	$70.00	18,103.83	4068%	75%	No	Qty Verified OK
4020100	4,529.200	PLANTMIXING MISCELLANEOUS AREAS	SQYD	$15.00	$11.75	$18.00	-101,381.44	-2238%	78%	No	Qty Verified OK
4020180	36,909.000	PLANTMIX SURFACING (TYPE 2) (WET)	TON	$80.00	$87.00	$87.00	N/A	N/A	109%	No	Qty Verified OK
4030120	3,675.000	PLANTMIX OPEN-GRADED SURFACING (1/2-INCH) (WET)	TON	$110.00	$112.50	$170.00	-11,019.72	-300%	102%	No	Qty Verified OK
6190200	1,216.000	GUIDE POSTS (RIGID)	EACH	$40.00	$51.65	$40.00	54,389.18	4473%	129%	No	Qty Verified OK
6240140	80.000	TRAFFIC CONTROL SUPERVISOR	DAY	$900.00	$826.50	$1,500.00	-940.81	-1176%	92%	No	Qty Verified OK
6250490	1.000	RENT TRAFFIC CONTROL DEVICES	LS	$157,000.00	$210,000.00	$300,000.00	N/A	N/A	134%	No	
6270190	1,953.890	PERMANENT SIGNS (GROUND MOUNTED) (METAL	SQFT	$75.00	$88.85	$50.00	16,309.76	835%	118%	No	Qty Verified OK
6280120	1.000	MOBILIZATION	LS	$330,690.46	$252,086.58	$562,720.60	N/A	N/A	76%	No	

Additional Comments:

AMERICAN OVERSIGHT

Approved for Release by NARA on 04-26-2021 NV-DOT-20-861-A-001884

1263 South Stewart Street
Carson City, Nevada 89712
Phone: (775) 888-7440
Fax: (775) 888-7201

MEMORANDUM

June 29, 2018

TO: Department of Transportation Board of Directors
FROM: Rudy Malfabon, Director
SUBJECT: July 9, 2018, Transportation Board of Directors Meeting
Item #7: Approval of Agreements Over $300,000 - For Possible Action

---

Summary:

The purpose of this item is to provide the Board a list of agreements over $300,000 for discussion and approval following the process approved at the July 11, 2011 Transportation Board meeting. This list consists of any design build contracts and all agreements (and amendments) for non-construction matters, such as consultants, service providers, etc. that obligate total funds of over $300,000, during the period from May 16, 2018, through June 12, 2018.

Background:

The Department contracts for services relating to the development, construction, operation and maintenance of the State's multi-modal transportation system. The attached agreements constitute new agreements and amendments which take the total agreement above $300,000 during the period from May 16, 2018, through June 12, 2018.

Analysis:

These agreements have been prepared following the Code of Federal Regulations, Nevada Revised Statutes, Nevada Administrative Code, State Administrative Manual, and/or Department policies and procedures. They represent the necessary support services needed to deliver the State of Nevada's multi-modal transportation system.

List of Attachments:

A) State of Nevada Department of Transportation Agreements for Approval, May 16, 2018, through June 12, 2018.

Recommendation for Board Action:

Approval of all agreements listed on Attachment A

Prepared by: Administrative Services Division

AMERICAN OVERSIGHT

Attachment A

AMERICAN OVERSIGHT

State of Nevada Department of Transportation
Agreements for Approval
May 16, 2018, through June 12, 2018

Line No	Agreement No	Amend No	Contractor	Purpose	Fed	Original Agreement Amount	Amendment Amount	Payable Amount	Receivable Amount	Start Date	End Date	Amend Date	Agree Type	Dept. Division	Dir. Office	Notes
1	61217	00	BOSCHUNG AMERICA, LLC	ROADSIDE WEATHER INFORMATION SYSTEM	N	500,000.00		500,000.00		03-May-2018	31-Jul-2020		Service Provider	District II	Tracy/Thor	05-03-18: PROVIDE SERVICE AND MAINTENANCE ON THE ROADSIDE WEATHER INFORMATION SYSTEM (RWIS) AND THE FIXED ANTI-ICING SPRAY SYSTEM (FAST) THROUGH PERFORMING FALL AND SPRING SWITCH-OVER INSPECTIONS, REMOTE TECHNICAL ASSISTANCE, EMERGENCY ON-SITE SERVICE CALL PROVISION, MATERIALS PROVISION, AND A YEARLY CERTIFICATION OPERATION TRAINING SESSION. THE FALL SWITCH-OVER FLUSHES THE SYSTEM FROM WATER TO ANTI-ICING CHEMICAL, TEST ALL VALVES, SPRAY UNITS AND DEVICES, AND UPDATES AND TESTS THE COMPUTER CONTROL SYSTEM. SPRING SWITCH-OVER FLUSHES THE SYSTEM WITH WATER, OPERATES ALL VALVES, SPRAY UNITS AND DEVICES, AND UPDATE AND TEST THE COMPUTER CONTROL SYSTEM, WASHOE COUNTY. NV B/L# NVF20181243482-S

AMERICAN OVERSIGHT

Line Item 1

AMERICAN OVERSIGHT

DocuSign Envelope ID: 213BF3AE-0F21-4E55-8765-1226B14E5509

DS
EL

310 Galletti Way
Sparks, Nevada 89431
Phone: (775)834-8300
Fax: (775) 834-8390

MEMORANDUM

District II

April 13, 2018

To: Thor Dyson, P.E., District Engineer

From: Marlene Revera, District Agreement Liaison

Subject: Approval Request for Service Provider Agreement P612-17-201

District II requests authorization to enter into a Service Provider Agreement with Boschung America, LLC. Boschung America, LLC is the only North American authorized provider of Boschung technology and parts providing factory trained engineering, installation expertise, commissioning, testing and service of Boschung products.

The Boschung Fast systems are located at:

- Browns Creek-I-580 at MP 9.51
- Galena Creek-I-580 at MP 10.28
- Steamboat Hills-I-580 at MP 13.28
- Galena Forest-I-580 at MP 14.3

The cost of the agreement will be $500,000.00 for a two-year agreement. Funds are available in the District II Cat 04 budget.

Approval of this memo by the District Engineer authorizes the request to solicit the services.

Enclosures: Boschung Proposal
Sole Source for Professional Exemption

APPROVED: DocuSigned by: TLD 32CC95D129D1479... DATE: 04/13/2018

TAD: mcr

cc: Tracy Larkin-Thomason, P.E., Deputy Director
Mike Fuess, P.E., Assistant District Engineer
Eden Lee, Administrative Services Officer II
Brad Burge, Maintenance Manager-West
Steve Cordle, Highway Maintenance Supervisor I
Kalie Giardini, Agreement Services

AMERICAN OVERSIGHT

DocuSign Envelope ID: 721209C1-1627-43C3-A1B5-760E9CEB1D5C

310 Galletti Way
Sparks, Nevada 89431
Phone: (775) 834-8380
Fax: (775) 834-8390

MEMORANDUM

May 29, 2018

TO: Tracy Larkin-Thomason, Assistant Director

FROM: Steve Cordle, Project Manager

SUBJECT: Negotiation Summary for Sole Source Agreement P612-17-201
Boschung System

A negotiation meeting was held at District II in Reno on April 18, 2018, with SERVICE PROVIDER MEMBER Chris Vitek and DEPARTMENT MEMBERS Steve Cordle and Marlene Revera of the Nevada Department of Transportation (DEPARTMENT) in attendance.

The DBE goal for this agreement has been established at Zero percent (0%).

This duration of this agreement will be two (2) years, ending on July 31, 2020.

The scope of services that are to be provided by the SERVICE PROVIDER was reaffirmed by both parties at the outset.

(INSERT OR ATTACH THE SCOPE OF SERVICES IF APPLICABLE)

The following schedule was agreed to by both parties:

Completion Date: July 31, 2020. To update the Boschung System, test software, switch chemicals and ensure the systems are running correctly.

Key personnel dedicated to this project are as follows:

Name	Title
Michael Fuess	ADE Maintenance
Brad Burge	Maintenance Manager
Troy Hammond	Highway Maintenance Supervisor II
Steve Cordle	Project Manager
Dane Rice	Highway Maintenance Worker IV

There are no sub-consultants being utilized on this Project.

The DEPARTMENT's original estimate was $500,000.00 including direct labor.

The SERVICE PROVIDER's original estimate was $500,000.00, including direct labor (technician labor at $120.00 per hour-as needed, technician labor, on site (overtime weekends, holidays), at $180.00 per hour-as needed.

AMERICAN OVERSIGHT

DocuSign Envelope ID: 721209C1-1627-43C3-A1B5-760E9CEB1D5C

Reviewed and Approved:

DocuSigned by:
Tracy Larkin Thomason 06/01/2018
832931E930B041F...
Assistant Director

AMERICAN OVERSIGHT

ATTACHMENT A
SCOPE OF SERVICES

Fixed Anti-Icing System and Roadside Weather Information System, Maintenance and Repair

Proposal #: 102882

Prepared For:

Nevada Department of Transportation

Prepared By:

Chris Vitek

PH: 724-658-3300 ext. 506

cgv@BoschungAmerica.com

AMERICAN OVERSIGHT

PURPOSE

The Nevada Department of Transportation (NVDOT) has several combined Roadside Weather Information System (RWIS) and Fixed Anti-Icing Spray System (FAST) installations that improve safety by preemptively spraying liquid anti-icing chemical on various locations listed below. This system consists of Boschung® proprietary hardware, computer programs, and devices. Potassium acetate is used for anti-icing. The systems are complex and require routine maintenance for effective operation. Public safety is in turn dependent on this.

The purpose of this contract is to maintain effective system operation through performing a fall startup inspection, a spring switch-over inspection, remote technical assistance, emergency on-site service call provision, materials provision, and a yearly certified operation training session.

SERVICE LOCATIONS:

- Browns Creek - I-580 at Milepost 9.51
- Galena Creek - I-580 at Milepost 10.28
- Steamboat Hills - I-580 at Milepost 13.28
- Galena Forest - I-580 at Milepost 14.3

SERVICES PROVIDED:

1) FALL SWITCHOVER

Switch system over from water to anti-icing chemical, operate all valves, spray units and devices through at least one complete cycle, operate computer control system, and check for operation within manufacturer's specification, check RWIS instrument function and output. Detailed service items are listed below

- Central Processing Unit (desktop computer)
    - Clean cabinet
    - Inspect PC for defects
    - Check modem operation and cable condition
    - Verify dial tone at modem
    - Test and reset PC power switches
    - Review system log for errors
    - Clean display screen
    - Perform check disk and defrag on PC
    - Assess hard drive capacity
    - Update software as needed

AMERICAN OVERSIGHT

- Road Weather Information System
  - Check stability of RPU
  - Replace padlock if defective
  - Clean dirt, trash, nests, and animal parts/debris from inside of cabinet
  - Check and if needed, place rodent control.
  - Check and seal any holes in cabinet
  - Check all RPU and panel hardware; tighten and replace if necessary
  - Verify power supply voltages
  - Clean lens on precipitation sensor and check operation
  - Clean shield on humidity sensor
  - Perform the shock test on the relative humidity sensor
  - Check relative humidity sensor output with a known source
  - Verify wind direction at all four compass points
  - Check modem operation at power interrupter
  - Check for dial tone and noise on the line
  - Clean pavement sensors
  - Run Auto-Test on pavement sensors
  - Inspect for cracks around sensor; notify NVDOT
- FAST
  - Replace system chemical filter
  - Verify and rectify, if required, operation of system and transfer pump
  - Check pressure switch operation limits
  - Verify flow meter operation and accuracy
  - Test main solenoid valve for proper operation
  - Check operation of level sensor
  - Check operation of valve units
  - Verify spray disk patterns; clean and adjust disks as needed
  - Inspect system for leaks, poor sealant, or loose components
  - Verify system programs (spray programs, customer set points, etc.)
  - Verify maintenance spray set points

AMERICAN OVERSIGHT

2) SPRING SWITCHOVER

Switchover system by flushing with water. Operate all valves, spray units and devices through at least one complete cycle, operate computer control system, and check for proper operation. Detailed service items are listed below

- Central Processing Unit
  - Clean dust and debris from cabinet
  - Inspect PC for defects
  - Check operation and condition of the modem and cables
  - Verify dial tone at modem
  - Test and reset power switches on the PC
  - Review system log for errors
- Road Weather Information System
  - Check stability of RPU
  - Check and seal any holes in cabinet
  - Check all RPU and panel hardware; tighten and replace if necessary
  - Verify power supply voltages
  - Check operation of the modem at power interrupter
  - Check for dial tone and noise on the line
  - Clean surface of pavement sensors (weather permitting)
  - Run Auto-Test on pavement sensors
  - Inspect for cracks around sensor; notify NVDOT for filling
- FAST
  - Check operation of valve units
  - Spray disk patterns; clean and adjust disks as needed
  - Inspect system for leaks
  - Flush system with water (switchover)
  - Initiate weekly maintenance spray cycle and verify set points

3) REMOTE TECHNICAL SUPPORT AND SITE MONITORING

- Remote technical support will be provided via telephone or email.
- Technician shall attempt to troubleshoot system malfunctions remotely
- Remote technical support will be unlimited through the contract period
- Site will be remotely investigated once weekly by a qualified technician

AMERICAN OVERSIGHT

4) UNSCHEDULED ON-SITE SERVICE (if Needed)

- Provide on-site service callouts when requested by NVDOT representative with a confirming written authorization.
- Perform service at the specific site.
- Notify the system operator when repair technician arrives on site.
- Troubleshoot system operation based on operator's reported symptoms.
- Repair or replace components as required to maintain autonomous operation of the system.
- Maintain an on-site log of tests performed and actions taken.
- Participate in exit interview with system operator where the following takes place :
- All changes to settings and control criteria are provided in a written report.
- System operator is trained in any changes made.
- Components replaced, removed, or recalibrated.
- List of items of concern or requiring more than routine maintenance are documented in writing.
- Provide written report of problems found, action taken, materials and parts used, and future recommendations.
- All unscheduled on-site service will be invoiced as used.

5) CERTIFIED OPERATION TRAINING

- Training is provided by a qualified Boschung America personal.
- Provide one full day Operation Training for up to 5 attendees annually.
- Training includes instruction for switching the Boschung FAST system over for winter or summer operation.
- Basic understanding of assisting Boschung Technician in rebooting FAST computer system

REPAIR/REPLACEMENT PARTS

- Replace damaged parts in kind.
- Work with original manufacturer(s) for parts under warranty and any new parts used must be approved by NVDOT.
- All parts will be priced according to Boschung America's pricelist .

AMERICAN OVERSIGHT

Unscheduled Labor and Parts

- Technician Labor $120 per hour (as Needed)
- Technician labor, on site (overtime, weekends, holidays) $180 per Hour (as Needed)
- Part and Replacement Parts will be billed per Boschung America price list provided to NVDOT
- Shipping cost will be prepaid and added to the invoice
    - FedEx or UPS Ground - Unless otherwise approved by the department

TIMELINESS

- Seasonal Switchovers
    - Service appointments will be scheduled with Nevada DOT – District 2 and Boschung America

- Unscheduled On-site Service
    - Provide on-site service as needed
    - NVDOT directs the hours that the service technician may work on the site depending on traffic and weather conditions

TRAFFIC CONTROL

- Traffic control, site access, special lift equipment, railroad permits, flaggers, etc. will be provided by NVDOT as designated on the work order.

AMERICAN OVERSIGHT

boschung AMERICA

QUOTE#:102882
CREATED: 4/18/2018
EXPIRES: 5/19/2018
QUOTED BY: Chris Vitek

	Items	Unit Price	Units	QTY	Extended Price
1	**Fall Seasonal Switchovers**				
	• Galena Creek	$2977.75	Year	2	$5,955.50
	• Steamboat Hills	$2977.75	Year	2	$5,955.50
	• Galena Creek	$2977.75	Year	2	$5,955.50
	• Browns Creek	$2977.75	Year	2	$5,955.50
2	**Spring Seasonal Switchovers**				
	• Galena Creek	$2977.75	Year	2	$5,955.50
	• Steamboat Hills	$2977.75	Year	2	$5,955.50
	• Galena Creek	$2977.75	Year	2	$5,955.50
	• Browns Creek	$2977.75	Year	2	$5,955.50
3	**Remote Technical Support/Monitoring** Remote telephone and email support	$2,160.00	Year	2	$4,320.00
4	**Unscheduled Callout Pricing Schedule**				
	Technician labor, on site (if Needed)	$120.00	Hour	Each	$120.00
	Technician labor, on site (overtime, weekends, holidays) – (If Needed)	$180.00	Hour	Each	$180.00
5	**Certified Operation Training**	$3,960.00	Year	2	$7,920.00

Boschung America's standard terms and conditions apply
Quote for Nevada Department of Transportation

AMERICAN OVERSIGHT

1263 South Stewart Street
Carson City, Nevada 89712
Phone: (775) 888-7440
Fax: (775) 888-7201

MEMORANDUM

June 29, 2018

TO: Department of Transportation Board of Directors
FROM: Rudy Malfabon, Director
SUBJECT: July 9, 2018, Transportation Board of Directors Meeting
ITEM #8: Contracts, Agreements, and Settlements – Informational Item Only

---

Summary:

The purpose of this item is to inform the Board of the following:

- Construction contracts under $5,000,000 awarded May 16, 2018, through June 12, 2018.
- Agreements under $300,000 executed May 16, 2018, through June 12, 2018.

Any emergency agreements authorized by statute will be presented here as an informational item.

Background:

Pursuant to NRS 408.131(5), the Transportation Board has authority to "[e]xecute or approve all instruments and documents in the name of the State or Department necessary to carry out the provisions of the chapter". Additionally, the Director may execute all contracts necessary to carry out the provisions of Chapter 408 of NRS with the approval of the board, except those construction contracts that must be executed by the chairman of the board. Other contracts or agreements not related to the construction, reconstruction, improvement and maintenance of highways must be presented to and approved by the Board of Examiners. This item is intended to inform the Board of various matters relating to the Department of Transportation but which do not require any formal action by the Board.

The Department contracts for services relating to the construction, operation and maintenance of the State's multi-modal transportation system. Contracts listed in this item are all low-bid per statute and executed by the Governor in his capacity as Board Chairman. The projects are part of the STIP document approved by the Board. In addition, the Department negotiates settlements with contractors, property owners, and other parties to resolve disputes. These proposed settlements are presented to the Board of Examiners, with the support and advisement of the Attorney General's Office, for approval. Other matters included in this item would be any emergency agreements entered into by the Department during the reporting period.

AMERICAN OVERSIGHT

The attached construction contracts and agreements constitute all that were awarded for construction from May 16, 2018, through June 12, 2018 and agreements executed by the Department from May 16, 2018, through June 12, 2018. There were no settlements during the reporting period.

Analysis:

These contracts have been executed following the Code of Federal Regulations, Nevada Revised Statutes, Nevada Administrative Code, State Administrative Manual, and/or Department policies and procedures.

List of Attachments:

A) State of Nevada Department of Transportation Contracts Awarded – Under $5,000,000, May 16, 2018, through June 12, 2018.

B) State of Nevada Department of Transportation Executed Agreements – Informational, May 16, 2018, through June 12, 2018.

Recommendation for Board Action: Informational item only

Prepared by: Administrative Services Division

AMERICAN OVERSIGHT

Attachment A

AMERICAN OVERSIGHT

STATE OF NEVADA DEPARTMENT OF TRANSPORTATION
CONTRACTS AWARDED - INFORMATIONAL
May 16, 2018, through June 12, 2018

1. April 26, 2018 at 1:30 PM the following bids were opened for Contract 3704-READV, Project No. SPSR-0582(003), on SR 582, Boulder Highway between College Drive/South Pueblo Boulevard and South Racetrack Road/Horizon Drive, Foster Avenue, Corn Street, Lowery Street, approximately 588 feet north of Hamilton Drive, Whitney Avenue, 4350 Boulder Highway, and Oakey Boulevard, in Clark County, for pedestrian safety improvements to include updating crosswalks, installing pedestrian median islands, RRFB's, LED street lighting, and ADA ramps.

MC4 Construction LLC	$1,494,253.30
Fast-Trac Electric (Nev-Cal Investors, Inc.).	$1,495,886.15
CMMCM LLC DBA Muller Construction	$1,559,874.21
Andersen Hoeram & Excavation.	$1,630,694.07
Unicon, LLC.	$1,836,803.87
Acme Electric.	$1,887,839.00

Engineer's Estimate $1,775,258.85

The Director awarded the contract May 23, 2018, to MC4 Construction LLC for $1,494,253.30.

2. April 26, 2018 at 2:00 PM the following bids were opened for Contract 3720, Project No. SP-000M(033), on I-80 ramps, E. Fourth St. and Mustang Truck Station and US 395 ramps, Stead Blvd, in Washoe County, to cold-mill with plant-mix bituminous surface with open grade.

Granite Construction Company	$873,873.00
Sierra Nevada Construction, Inc.	$929,007.00

Engineer's Estimate $996,804.47

The Director awarded the contract on May 23, 2018, to Granite Construction Company for $873,873.00.

3. May 17, 2018 at 1:30 PM the following bids were opened for Contract 3721, Project No. SPSR-0305(008), on SR 305, in Lander County, for 1/2" chip seal with seal coat.

Sierra Nevada Construction, Inc.	$1,322,007.00
VSS International, Inc.	$1,435,120.00
Intermountain Slurry Seal, Inc.	$1,541,541.00

Engineer's Estimate $1,282,103.47

The Director awarded the contract on June 01, 2018, to Sierra Nevada Construction, Inc. for $1,322,007.00.

AMERICAN OVERSIGHT

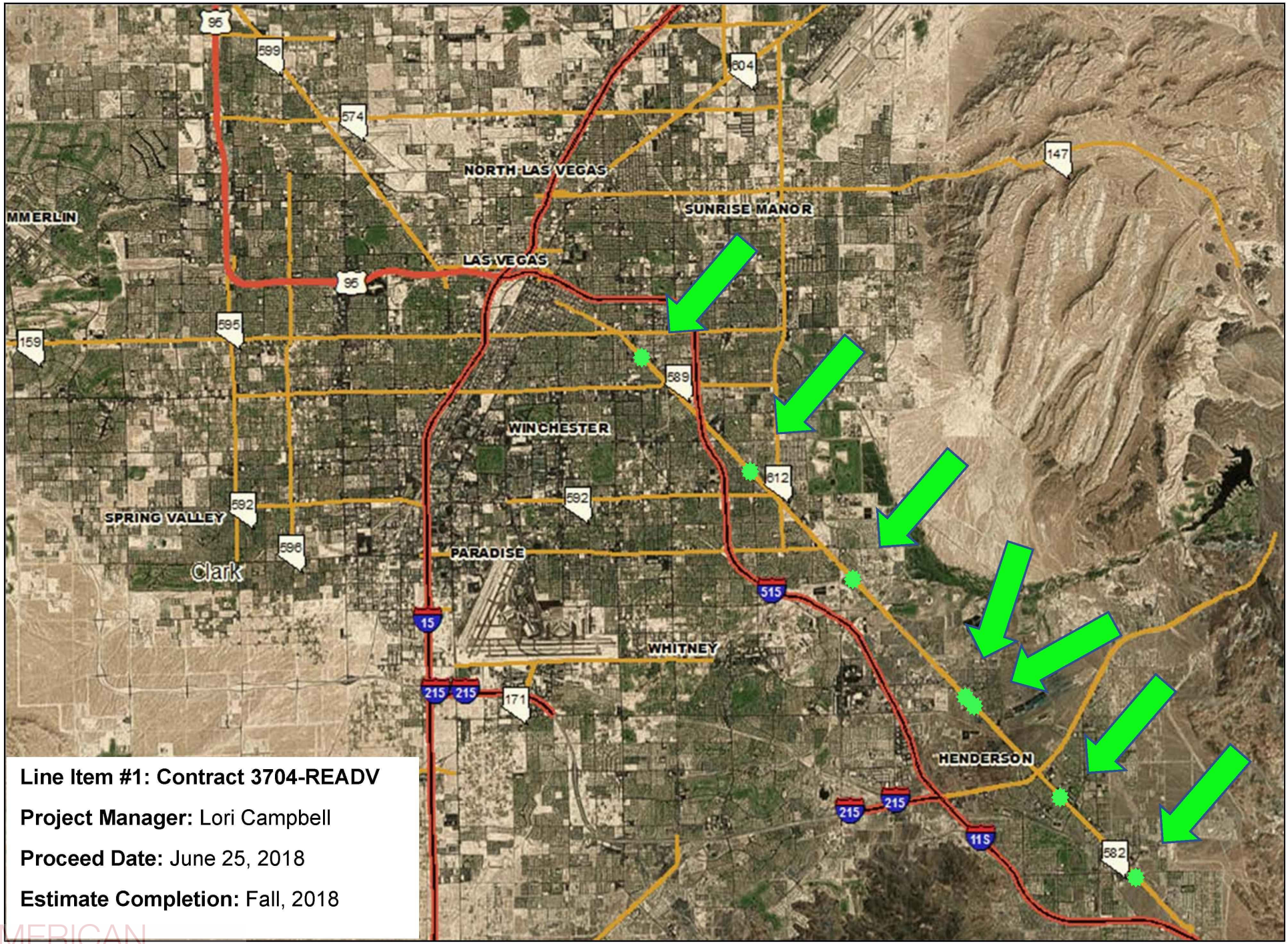

Line Item #1: Contract 3704-READV

Project Manager: Lori Campbell

Proceed Date: June 25, 2018

Estimate Completion: Fall, 2018

AMERICAN OVERSIGHT

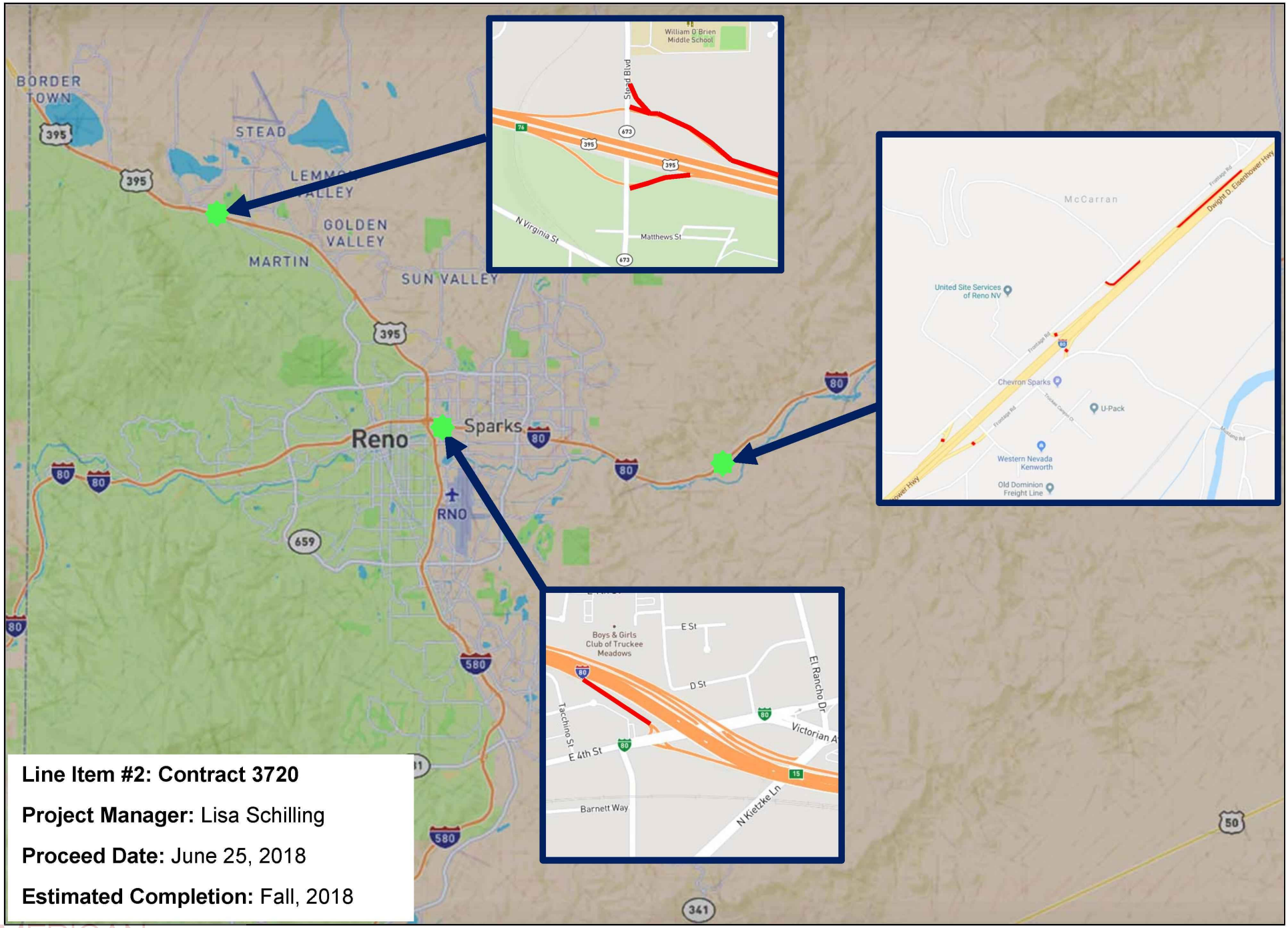

Line Item #2: Contract 3720

Project Manager: Lisa Schilling

Proceed Date: June 25, 2018

Estimated Completion: Fall, 2018

AMERICAN OVERSIGHT

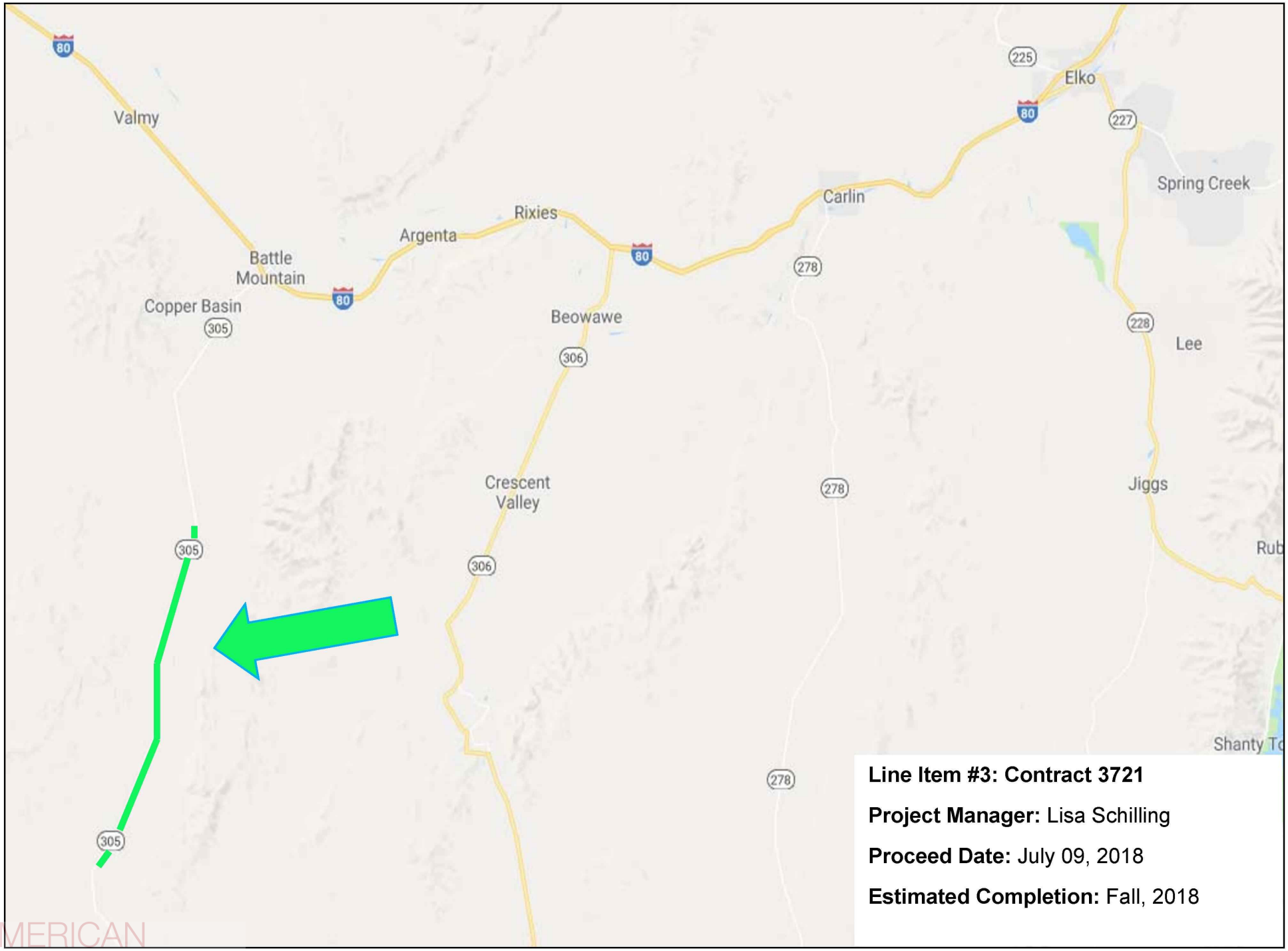

Line Item #3: Contract 3721

Project Manager: Lisa Schilling

Proceed Date: July 09, 2018

Estimated Completion: Fall, 2018

AMERICAN OVERSIGHT

Attachment B

AMERICAN OVERSIGHT

State of Nevada Department of Transportation
Executed Agreements - Informational
May 16, 2018 through June 12, 2018

Line No.	Agreement No.	Amend No.	Contractor	Purpose	Fed	Original Agreement Amount	Amendment Amount	Payable Amount	Receivable Amount	Start Date	End Date	Amend Date	Agree Type	Division	Dir. Office	Notes
1	25718	00	CHARLES & CHARLENA MANCHESTER	PERMANENT EASEMENT	N	52,550.00	-	52,550.00	-	17-May-2018	31-May-2023	-	Acquisition	Right-of-Way	Cole	05-17-18: GRANT A PERMANENT EASEMENT OF PARCEL S-207-DO-002.252PE ON KINGSBURY GRADE, DOUGLAS COUNTY. NV B/L#: NVD20021232227
2	25818	00	KHASHAYAR AND GOLNAR ZARGHAM	PARCEL ACQUISITION	N	3,000.00	-	3,000.00	-	25-May-2018	31-May-2023	-	Acquisition	Right-of-Way	Cole	05-25-18: ACQUISITION OF PARCEL U-050-LY-023.774 CONTAINING .06 ACRES FOR THE WIDENING OF US 50, LYON COUNTY. NV B/L#: EXEMPT
3	19718	00	PAUL AND SHARON CHEN	PARCEL ACQUISITION	N	1,300.00	-	1,300.00	-	4-May-2018	30-Apr-2023	-	Acquisition	Right-of-Way	Cole	05-04-18: ACQUISITION OF PARCEL U-050-LY-023.661 CONTAINING .12 ACRES FOR THE WIDENING OF US 50, LYON COUNTY. NV B/L#: EXEMPT
4	25918	00	ROBERT AND KEELY SPINNATO	PERMANENT AND TEMPORARY EASEMENT	Y	40,000.00	-	40,000.00	-	25-May-2018	31-May-2023	-	Acquisition	Right-of-Way	Cole	05-25-18: GRANT PERMANENT AND TEMPORARY EASEMENTS OF PARCEL S-756-DO-003.523PE1 AND PARCEL S-756-DO-003.523TE1 FOR THE CONSTRUCTION AND MAINTENANCE OF NEW SIDEWALK AND BRIDGE WIDENING, DOUGLAS COUNTY. NV B/L#: NVD20021232227
5	25418	00	SALENDAR K. DHILLON ET AL.	PARCEL ACQUISITION	N	6,300.00	-	6,300.00	-	17-May-2018	31-May-2023	-	Acquisition	Right-of-Way	Cole	05-17-18: ACQUISITION OF PARCEL U-050-LY-021.376 CONTAINING .38 ACRES FOR THE WIDENING OF US 50, LYON COUNTY. NV B/L#: EXEMPT
6	26718	00	NV ENERGY	LINE EXTENSION	N	8,293.00	-	8,293.00	-	5-Jun-2018	31-May-2023	-	Facility	Right-of-Way	Cole	06-05-18: LINE EXTENSION TO ALTER EXISTING FACILITIES NEAR THE INTERSECTION OF E-13680 (DIRT ROAD DRIVEWAY) AND US 50 FOR THE US 50 WIDENING PROJECT, LYON COUNTY. NV B/L#: NVD19831015840
7	26018	00	NV ENERGY	LINE EXTENSION	N	6,401.00	-	6,401.00	-	25-May-2018	31-May-2023	-	Facility	Right-of-Way	Cole	05-25-18: LINE EXTENSION TO INSTALL STREET LIGHTING FROM CHAVES ROAD TO ROY'S ROAD ON US 50, LYON COUNTY. NV B/L#: NVD19831015840
8	11518	00	ANNIE'S JANITORIAL	JANITORIAL SERVICES	N	15,450.00	-	15,450.00	-	25-May-2018	31-Mar-2019	-	Service Provider	District II	Tracy/Thor	05-25-18: PROVIDE JANITORIAL SERVICES AT THE MT. ROSE REST AREA, WASHOE COUNTY. NV B/L#: NVS20131145514-Q PROPOSERS: ANNIE'S JANITORIAL, CHARLES MCNEIL'S CLEANING SERVICE LLC, F.A.A.D. JANITORIAL
9	23818	00	ANNIE'S JANITORIAL	JANITORIAL SERVICES	N	204,999.84	-	204,999.84	-	30-May-2018	31-Dec-2020	-	Service Provider	District II	Tracy/Thor	05-30-18: PROVIDE JANITORIAL SERVICES AT DISTRICT II AND EQUIPMENT OFFICES LOCATED AT 310 GALLETTI WAY IN SPARKS, WASHOE COUNTY. NV B/L#: NV20131145514-Q PROPOSERS: ABLE JANITORIAL SERVICE, ANNIE'S JANITORIAL, EXPRESS JANITORIAL, MCNEIL'S CLEANING SERVICE.
10	22218	00	ASSOCIATED GENERAL CONTRACTORS	TRAINING SERVICES	N	85,000.00	-	85,000.00	-	8-Jun-2018	31-Dec-2018	-	Service Provider	Contract Compliance	Tracy	06-08-18: PROVIDE TRAINING SERVICES FOR DISADVANTAGED BUSINESS ENTERPRISES (DBE), SMALL BUSINESS ENTERPRISES (SBE), AND CONSTRUCTION WORKFORCE DEVELOPMENT, CLARK COUNTY. NV B/L#: EXEMPT
11	13618	00	ATM ELECTRIC	ELECTRICAL/LIGHTING UPGRADE	N	50,690.00	-	50,690.00	-	18-May-2018	31-Dec-2018	-	Service Provider	Architecture	Thor	05-18-18: ELECTRICAL AND LIGHTING UPGRADE AT SOUTHERN NEVADA'S VISITOR CENTER, MESQUITE'S WELCOME CENTER, AND THE SOUTHERN LAS VEGAS MAINTENANCE STATION, CLARK COUNTY. NV B/L#: NVD20131191279-Q PROPOSERS: ATM ELECTRIC
12	02918	01	BRADLEY HARRIS	COMMUNICATION TRAINING	N	4,350.00	200.00	4,550.00	-	9-Feb-2018	29-Jun-2018	6-Jun-2018	Service Provider	Training	Bill	AMD 1 06-06-18: INCREASE AUTHORITY BY $200.00, FROM $4,350.00 TO $4,550.00 TO COVER NON-REFUNDABLE COSTS ASSOCIATED WITH RESCHEDULING THE MEETING FROM MARCH 13 AND 14, 2018 TO MAY 17, 2018. 02-09-18: ADDRESS EXTERNAL CIVIL RIGHTS GROUP AT STAFF MEETING ON MARCH 13 AND 14, 2018, IN LAS VEGAS, ON VIRTUAL/REMOTE TEAMS NEEDED FOR COMMUNICATION AND GROUP NORMS, CLARK COUNTY. NV B/L#: EXEMPT
13	59117	00	DIGITAL MAPPING INCORPORATED	AERIAL PHOTOGRAPHY AND LIDAR	N	250,000.00	-	250,000.00	-	24-May-2018	30-Jun-2020	-	Service Provider	Locations	Cole	05-24-18: PROVIDE AERIAL SURVEY PHOTOGRAPHY AND AIRBORNE LIDAR ON AN AS-NEEDED BASIS FOR MAPPING, GIS, AND RECONNAISSANCE OF PROJECTS. THE DATA WILL BE USED IN TRANSPORTATION PLANNING, MAPPING, AND ENGINEERING DESIGN, STATEWIDE. NV B/L#: NVF20181331762-R PROPOSALS: AERO-GRAPHICS, DIGITAL MAPPING, KEYSTONE AERIAL, AND QUANTUM SPATIAL.
14	22818	00	DOWN TO EARTH LANDSCAPING	LANDSCAPING	N	24,875.00	-	24,875.00	-	14-May-2018	30-Jun-2018	-	Service Provider	Buildings and Grounds	Robert	05-14-18: XERISCAPE THE SOUTH SIDE OF NDOT'S HEADQUARTERS BUILDING LOCATED AT 1263 SOUTH STEWART STREET FOR IRRIGATION SAVING MEASURES AND BEAUTIFICATION OF THE PROPERTY, CARSON CITY. NV B/L#: NVD20131548135-Q PROPOSERS: EDDISS LAWN AND LANDSCAPING, DOWN TO EARTH LANDSCAPING
15	10118	00	ENVISE	DELTA CONTROLS BUILDING AUTOMATED SYSTEM	N	41,760.00	-	41,760.00	-	24-May-2018	30-Jun-2022	-	Service Provider	District I	Tracy/Mary	05-24-18: PROVIDE INSPECTIONS, MAINTAINANCE, AND SYSTEM SUPPORT FOR THE BUILDING AUTOMATION SYSTEM INSTALLED AT THE NDOT TRAFFIC MANAGEMENT CENTER FOR HVAC, LIGHTING, AND ACCESS CONTROLS. THE SCOPE OF SERVICES INCLUDE PROVIDING RECOMMENDATIONS REGARDING MODIFICATIONS TO THE EXISTING SYSTEM APPLICATIONS FOR ADDED ENERGY SAVINGS, PROVIDING DETAILS ON MORE EFFICIENT OPERATIONS AND FACILITY MANAGEMENT CAPABILITES, AND REVIEW ALL APPLICATION SOFTWARE DATABASES AND VERIFY SUCH DATABASES ARE MAINTAINED ACCORDING TO OPERATING PROCEDURES, CLARK COUNTY. NV B/L#: NVF20151201704-S

AMERICAN OVERSIGHT

Line No.	Agreement No.	Amend No.	Contractor	Purpose	Fed	Original Agreement Amount	Amendment Amount	Payable Amount	Receivable Amount	Start Date	End Date	Amend Date	Agree Type	Division	Dir. Office	Notes
16	13918	00	GREAT BASIN PAINTING & DECORATING, INC.	EXTERIOR PAINT	N	119,550.00	-	119,550.00	-	5-Jun-2018	31-Aug-2018	-	Service Provider	Architecture	Thor	06-05-18: EXTERIOR PAINTING OF BUILDING FACILITIES AT WINNEMUCCA MAINTENANCE STATION TO PROTECT AGAINST WEATHER DAMAGE, HUMBOLDT COUNTY. NV B/L#: NVD19961250559-Q PROPOSERS: GREAT BASIN PAINTING & DECORATING, INC., FASANI PAINTING
17	01518	00	GRL ENGINEERS, INC.	DRILL SHAFT TESTING SERVICES	Y	250,000.00	-	250,000.00	-	29-May-2018	30-Jun-2020	-	Service Provider	Materials	Thor	05-29-18: PROVIDE TESTING FOR STRUCTURAL INTEGRITY OF CONCRETE WITHIN THE DRILLED SHAFT FOUNDATIONS FOR NDOT PROJECTS, STATEWIDE. NV B/L#: NVF20101856032-R PROPOSER: GRL ENGINEERS, INC.
18	22618	00	GRUBER POWER SERVICES	UNINTERRUPTED POWER SERVICE MAINTENANCE	N	25,000.00	-	25,000.00	-	4-Jun-2018	30-Jun-2020	-	Service Provider	Buildings and Grounds	Robert	06-04-18: PROVIDE SEMI-ANNUAL UNINTERRUPTED POWER SERVICE (UPS) PREVENTATIVE MAINTENANCE AND OPERATIONAL INSPECTIONS THAT WILL TEST UPS EQUIPMENT AND ASSOCIATED SWITCHGEARS TO ENSURE RELIABILITY DURING POWER OUTAGE SITUATIONS AT NDOT'S HEADQUARTERS, CARSON CITY. NV B/L#: NVF20001457095-Q PROPOSER: GRUBER POWER SERVICES
19	30818	00	ITILJAMS CONSULTING, INC.	INFORMATION TECHNOLOGY INFRASTRUCTURE LIBRARY (ITIL) TRAINING	N	19,250.00	-	19,250.00	-	4-Jun-2018	30-Jun-2018	-	Service Provider	Information Technologies	Robert	06-04-18: PROVIDE TRAINING THAT FOCUSES ON ALIGNING INFORMATION TECHNOLOGY SERVICES WITH THE NEEDS OF THE BUSINESS. THE OBJECTIVES WILL INCREASE PRODUCTIVITY, OPTIMIZE COST, AND IMPROVE CUSTOMER EXPERIENCE FOR INFORMATION TECHNOLOGY STAFF, CARSON CITY. NV B/L#: EXEMPT-S
20	24218	00	JOHNSON, PERKINS AND GRIFFIN	APPRAISAL AND EXPERT WITNESS	N	15,000.00	-	15,000.00	-	23-May-2018	31-Dec-2020	-	Service Provider	Risk Management	Rudy	05-23-18: REAL ESTATE APPRAISAL AND EXPERT WITNESS SERVICES FOR POTENTIAL LITIGATION ON PROPERTIES, WASHOE COUNTY. NV B/L#: NVD20151108081-S
21	22918	00	KIMLEY-HORN AND ASSOCIATES	INTELLIGENT TRAFFIC MANAGEMENT SOFTWARE UPDATES	N	245,571.00	-	245,571.00	-	18-May-2018	30-Jun-2019	-	Service Provider	Traffic Operations	Thor	05-18-18: PROVIDE SOFTWARE UPDATES, DIAGNOSTICS, MAINTENANCE OF DATA AND MANUALS, INTEGRATION OF DEVICES, AND IN-PERSON TRAINING FOR AN INTELLIGENT TRANSPORATION MANAGEMENT SYSTEM THAT NDOT USES TO CONTROL A WIDE VARIETY OF DEVICES INSTALLED ALONG THE ROADSIDE, SUCH AS CAMERAS, MESSAGE SIGNS, AND CHAIN CONTROL SIGNS, STATEWIDE. NV B/L#: NVF19911015458-S
22	13718	00	MANDLI COMMUNICATIONS, INC	ROAD VIDEO/LIDAR VEHICLE SYSTEMS SUPPORT	N	110,100.00	-	110,100.00	-	5-Jun-2018	30-Jun-2020	-	Service Provider	Roadway Systems	Sondra	06-05-18: PROVIDE ONGOING SYSTEMS SUPPORT FOR THE ROAD VIDEO/LIDAR VEHICLE THAT WAS EQUIPPED IN 2017 WITH SOPHISTICATED CAMERAS, LIDAR, COMPUTERS, HARDWARE, AND ROAD COLLECTION CAPABILITIES. SCOPE OF SERVICES INCLUDE TROUBLESHOOTING SYSTEMS, ASSISTING WITH VIDEO/LIDAR DOWNLOADS, AND TESTING AND RE-CALIBRATING OF EQUIPMENT, STATEWIDE. NV B/L#: NVF20121276171-S
23	62217	00	MISSION LINEN SUPPLY	LAUNDRY SERVICE	N	54,011.38	-	54,011.38	-	8-Jun-2018	30-Sep-2021	-	Service Provider	District I	Tracy/Mary	06-08-18: FURNISH, LAUNDER, PICK UP, AND DELIVER PROTECTIVE CLOTHING FOR TONOPAH'S MAINTENANCE OFFICE AND OUTLYING MAINTENANCE STATIONS, NYE COUNTY. NV B/L#: NVF20121451751-Q PROPOSER: MISSION LINEN SUPPLY
24	1018	00	PRECISION CRANE & HOIST SERVICES	CRANE AND HOIST MAINTENANCE	N	16,550.00	-	16,550.00	-	5-Jun-2018	31-Dec-2020	-	Service Provider	District II	Tracy/Thor	06-05-18: PROVIDE MAINTENANCE AND INSPECTION SERVICES OF CRANES AND HOISTS OWNED BY NDOT AT VARIOUS LOCATIONS IN DISTRICT II FOR SAFETY, CARSON CITY, CHURCHILL, DOUGLAS, LYON, MINERAL, PERSHING, STOREY, AND WASHOE COUNTIES. NV B/L#: NVD20051280421-Q PROPOSERS: PRECISION CRANE AND HOIST SERVICES
25	21818	00	TDA ENTERPRISES DBA DIVERSIFIED SYSTEMS INTERNATIONAL	AUDIO/VISUAL CONTROL SYSTEM	N	151,460.00	-	151,460.00	-	7-Jun-2018	31-Aug-2018	-	Service Provider	Architecture	Thor	06-07-18: INSTALLATION OF AUDIO/VISUAL CONTROL SYSTEM FOR THE HOT SPRINGS OFFICE TRAINING ROOM #2 AT THE DEPARTMENT'S NORTH ANNEX BUILDING LOCATED ON OLD HOT SPRINGS ROAD, CARSON CITY. NV B/L#: NVF20171685774-S
26	30118	00	TDA ENTERPRISES DBA DIVERSIFIED SYSTEMS INTERNATIONAL	MAINTENANCE OF AUDIO EQUIPMENT	N	30,000.00	-	30,000.00	-	6-Jun-2018	30-Jun-2020	-	Service Provider	Information Technologies	Robert	06-06-18: PROVIDE CLEANING, GENERAL MAINTENANCE, AND ROUTINE TESTING OF ALL NDOT AUDIO/VISUAL EQUIPMENT THREE TIMES A YEAR, CARSON CITY. NV B/L#: NVF20171685774-S
27	22118	00	THOLL FENCE, INC.	SPONSOR-A-HIGHWAY SIGNS	N	58,944.00	-	58,944.00	-	21-May-2018	31-Dec-2019	-	Service Provider	Public Information	Bill	05-21-18: INSTALLATION OF SPONSOR-A-HIGHWAY SIGNS IN THE RENO/SPARKS AREA I-580/I-80 AS NEEDED, WITH ADDITIONAL LOCATIONS THAT MAY INCLUDE ALONG I-580/US 395 AND US 50, CARSON CITY, DOUGLAS, LYON, AND WASHOE COUNTIES. NV B/L#: NVD19591000420-Q PROPOSER: THOLL FENCE, INC.
28	20218	00	TIMOTHY R. MORSE AND ASSOCIATES	EXPERT WITNESS SERVICES	N	25,000.00	-	25,000.00	-	11-Jan-2018	31-Dec-2020	-	Service Provider	Risk Management	Rudy	01-11-18: PROVIDE CONSULTING AND POTENTIAL EXPERT/REBUTTAL WITNESS SERVICES FOR AN INVERSE CONDEMNATION ACTION, CLARK COUNTY. NV B/L#: NVD20161513038-S
29	22718	00	UTILITY MAPPING SERVICES, INC.	SUBSURFACE UTILITY ENGINEERING	N	50,000.00	-	50,000.00	-	4-Jun-2018	30-Jun-2019	-	Service Provider	Hydraulics	Cole	06-04-18: PROVIDE SUBSURFACE UTILITY ENGINEERING SERVICES TO LOCATE EXISTING UTILITY FACILITIES, TO INCLUDE DEPTH, TO REDUCE CONFLICT WITH DESIGN REQUIREMENTS. THIS WORK IS NEEDED FOR PHASE 2 WIDENING FROM US 50 TO US 95A, LYON COUNTY. NV B/L#: NVF20141714519-Q PROPOSERS: CARDNO, KCI TECHNOLOGIES, AND UTILITY MAPPING SERVICES, INC.

AMERICAN OVERSIGHT

NO COST AGREEMENTS AND/OR AMENDMENTS															
Line No.	Agreement No.	Amend No.	Contractor	Purpose	Fed	Original Agreement Amount	Amendment Amount	Payable Amount	Receivable Amount	Start Date	End Date	Amend Date	Agree Type	Division	Dir. Office	Notes
30	26317	00	CLARK COUNTY DEPARTMENT OF PUBLIC WORKS	PEDESTRIAN SAFETY MAINTENANCE AND OPERATIONS	N	-	-	-	-	17-May-2018	31-Dec-2018	-	Coop	Safety	Sondra	05-17-18: **NO COST AGREEMENT** FOR RIGHT-OF-WAY ACCESS AND TO DEFINE RESPONSIBILITY FOR THE PEDESTRIAN SAFETY MAINTENANCE AND OPERATIONS ALONG BOULDER HIGHWAY FROM OAKEY BOULEVARD TO HAMILTON AVENUE, CLARK COUNTY. NV B/L#: EXEMPT
31	57117	01	UNIVERSITY OF NEVADA, RENO	WATER MANAGEMENT TECHNOLOGY	N	298,994.00	-	298,994.00	-	16-Apr-2018	30-Jun-2021	8-Jun-2018	Coop	Stormwater	David	AMD 1 06-08-18: **NO COST AMENDMENT** TO CHANGE THE AGREEMENT LANGUAGE TO ALLOW UNOBLIGATED FUNDS FROM THE PREVIOUS FISCAL YEAR TO BE TRANSFERRED TO THE FOLLOWING FISCAL YEAR BUDGET. 04-16-18: DEVELOP AND EVALUATE ADVANCED FIELD-SCALE TECHNOLOGIES FOR COMPREHENSIVE WATER MANAGEMENT WITHIN THE DEPARTMENT, INCLUDING THE COLLECTION, HANDLING, TREATMENT, RECYCLING, AND REUSE OF WATER AND WASTEWATER IN THE DEPARTMENT'S JURISDICTION, WASHOE COUNTY. NV B/L#: EXEMPT
32	21318	01	HARRIS CORPORATION-AIR TRAFFIC	STANDBY GENERATOR USE	N	-	-	-	-	9-May-2018	30-Jun-2022	18-May-2018	Facility	Traffic Operations	Thor	AMD 1 05-18-18: **NO COST AMENDMENT** TO CHANGE THE AGREEMENT LANGUAGE FROM "PROPANE" TANK TO "DIESEL" TANK. 05-09-18: **NO COST AGREEMENT** AUTHORIZING THE USE OF A STANDBY GENERATOR TO PROVIDE CONTINUOUS POWER TO THE NEVADA SHARED RADIO SYSTEM (NSRS) IN THE EVENT OF COMMERCIAL POWER FAILURE AT THE MOUNT MOSES COMMUNICATIONS SITE, LANDER COUNTY. NV B/L#: NVF19831009840
33	26518	00	SOUTHWEST GAS CORPORATION	MANHOLE AND VALVE COVER	N	-	-	-	-	1-Jun-2018	31-May-2023	-	Facility	Right-of-Way	Cole	06-01-18: **NO COST AGREEMENT** TO ADJUST THE MANHOLE AND VALVE COVERS AT TROPICANA AVENUE FROM DEAN MARTIN DRIVE TO BOULDER HIGHWAY AFTER REPAVING, CLARK COUNTY. NV B/L#: NVF19571000091
34	33316	01	CITY OF WINNEMUCCA	ROADWAY STRIPING	N	-	-	-	35,000.00	13-Jun-2016	31-Dec-2020	31-May-2018	Interlocal	District III	Tracy/Boyd	AMD 1 05-31-18: **NO COST AMENDMENT** TO EXTEND TERMINATION DATE FROM 12-31-18 TO 12-31-20 FOR CONTINUATION OF SERVICES. 6-13-16: INTERLOCAL AGREEMENT FOR NDOT TO ASSIST CITY OF WINNEMUCCA WITH STRIPING OF WINNEMUCCA CITY ROADS, HUMBOLDT COUNTY. NV B/L#: EXEMPT
35	20818	00	OPTIMUMEDICINE	STATEWIDE PUBLIC SAFETY RADIO COMMUNICATIONS SYSTEM	N	-	-	-	11,250.00	24-May-2018	30-Jun-2023	-	Interlocal	Traffic Operations	Thor	05-24-18: **NO COST AGREEMENT** TO ESTABLISH DEPARTMENT AND ORGANIZATIONAL RESPONSIBILITIES IN OPERATING AND MAINTAINING THE DEPARTMENT'S STATEWIDE PUBLIC SAFETY RADIO COMMUNICATIONS SYSTEM, CLARK COUNTY. NV B/L#: NVD20171435577
36	26318	00	E&H DISTRIBUTING, LLC	MULTI-USE LEASE	N	-	-	-	72,967.00	1-Apr-2018	31-Mar-2023	-	Lease	Right-of-Way	Cole	04-01-18: **NO COST MULTI-USE LEASE** OF PARCEL I-015-CL-043.622 WITH THE CITY OF LAS VEGAS FOR PARKING, INGRESS, AND EGRESS, CLARK COUNTY. NV B/L#: NVD19551000160
37	26218	00	CARSON HOTEL GROUP, LLC	LAND SALE	N	-	-	-	745,000.00	26-Apr-2018	31-Dec-2018	-	Property Sale	Right-of-Way	Cole	04-26-18: **NO COST LAND SALE** OF PARCEL U-395-CC-008.443XS1 CONTAINING 1.77 ACRES LOCATED AT 29 ARROWHEAD DRIVE, CARSON CITY. NV B/L#: NVF20171816043
38	26418	00	AWS WESTERN, LLC	RIGHT-OF-WAY ACCESS	N	-	-	-	-	25-May-2018	31-May-2019	-	Right-of-Way Access	Right-of-Way	Cole	05-25-18: **NO COST AGREEMENT** FOR CONSTRUCTION OUTSIDE OF RIGHT-OF-WAY TO RECONSTRUCT A SEGMANT OF WESTERN AVENUE FOR IMPROVED INGRESS AND EGREE, CLARK COUNTY. NV B/L#: NVD20011008938
39	25518	00	DUNN-EDWARDS CORPORATION	RIGHT-OF-WAY ACCESS	N	-	-	-	-	25-May-2018	31-Dec-2023	-	Right-of-Way Access	Right-of-Way	Cole	05-25-18: **NO COST AGREEMENT** FOR CONSTRUCTION OUTSIDE OF RIGHT-OF-WAY TO RECONSTRUCT A SEGMENT OF TROPICANA AVENUE FROM DEAN MARTIN DRIVE TO BOULDER HIGHWAY, CLARK COUNTY. NV B/L#: NVF20041361210
40	25618	00	MGM GRAND HOTEL, LLC	RIGHT-OF-WAY ACCESS	N	-	-	-	-	17-May-2018	31-Dec-2023	-	Right-of-Way Access	Right-of-Way	Cole	05-17-18: **NO COST AGREEMENT** FOR CONSTRUCTION OUTSIDE OF RIGHT-OF-WAY TO RECONSTRUCT A SEGMENT OF TROPICANA AVENUE FROM DEAN MARTIN TO BOULDER HIGHWAY, CLARK COUNTY. NV B/L#: NVD20001069760
41	21016	01	DICKSON COMMERICAL GROUP	BROKERAGE	Y	250,000.00	-	250,000.00	-	3-Oct-2016	30-Jun-2020	18-May-2018	Service Provider	Right-of-Way	Cole	AMD 1 05-18-18: **NO COST AMENDMENT** TO EXTEND TERMINATION DATE FROM 06-30-18 TO 06-30-20 FOR CONTINUATION OF SERVICES. 10-03-16: PROVIDE BROKERAGE SERVICES FOR THE SALE OF PROPERTIES CURRENTLY OWNED BY THE DEPARTMENT, CARSON, DOUGLAS, AND WASHOE COUNTIES. NV B/L#: NVD20141398561
42	55017	01	DIVERSIFIED CONSULTING SERVICE	AUGMENTATION OF CREWS IN DISTRICT II	Y	712,381.00	-	712,381.00	-	10-Jan-2018	31-Dec-2018	10-Jun-2018	Service Provider	Construction	Thor	AMD 1 06-10-18: **NO COST AMENDMENT** TO INCLUDE CREW 912 FOR REASSIGNMENT TO PROJECT 60778 (CONTRACT 3721) FOR CHIP SEAL IN LANDER COUNTY. 01-10-18: CONSTRUCTION ENGINEERING SERVICES FOR AUGMENTATION OF CREW 920 TO ENSURE THAT THE FOLLOWING PROJECTS ARE ACCOMPLISHED IN CONFORMANCE WITH THE PLANS AND SPECIFICATIONS: PROJECT ID 73701 (CONTRACT 3713) FOR BRIDGE REPLACEMENTAT EDEN VALLEY RD AT HUMBOLDT RIVER; PROJECT ID 73789 (CONTRACT 3699) FOR MILL AND FILL AT THE I-80 WINNEMUCCA INTERCHANGE; PROJECT ID 60781 (CONTRACT 3705) FOR RUBBLIZATION AND OVERLAY AT I-80 NEAR MOTE INTERCHANGE; AND PROJECT ID 60778 (CONTRACT 3721) FOR CHIP SEAL, HUMBOLDT AND LANDER COUNTIES. NV. B/L#: NVD19901019853-R

AMERICAN OVERSIGHT

1263 South Stewart Street
Carson City, Nevada 89712
Phone: (775) 888-7440
Fax: (775) 888-7201

MEMORANDUM

June 27, 2018

TO: **Department of Transportation Board of Directors**

FROM: **Rudy Malfabon, P.E., Director**

SUBJECT: **July 9, 2018, Transportation Board of Directors Meeting**

Item # 9: **Action Item: Condemnation Resolution No. 469**
US 50 from Roy's Rd. to US-95A, Widen from 2 to 4 Lanes, Phase 2; in Lyon County, Nevada.
7 Owners, 2 Parcels – For possible action

Summary:

The Department is acquiring property rights for the widening and reconstruction of US Highway 50 from Roy's Road to US-95A, Lyon County, Nevada. The Department is seeking the Board's approval of a condemnation action for the unresolved acquisition as described below.

Background:

Reza Zandian and Niloofar Foughani, Elias and Minoo Abrishami, Enayat and Naima Abrishami, Eagles Nest LLC, Johnathon Fayeghi, Rashad and Reem El-Sabawi, and Alborz Zandian - Negotiations are unresolved for the acquisition from Reza Zandian et al. It is necessary to acquire two temporary easements of 770 square-foot (0.02 acres) and 3,629 square-foot (0.08 acres) respectively, for the construction of the project (Attachment 1 - Location Map).

The acquisitions in question are located along the south side of US 50, between Roy's Road and Pinto Street, Stagecoach, Lyon County, and are highlighted in pink color on the right-of-way plans that are part of the Condemnation Resolution (Attachment 2).

The Department has submitted offers to owners and is continuing to work towards settlement, however, the Department is requesting this condemnation resolution to meet construction deadlines.

Analysis:

A condemnation resolution is requested so that the Department can certify the right-of-way to the Federal Highway Administration, and file any necessary pleading in any condemnation proceeding, pursuant to NRS Chapter 241, all required notices regarding this open meeting have been served.

AMERICAN OVERSIGHT

Recommendation for Board Action:

Board approval of this resolution of condemnation is respectfully requested.

List of Attachments:

1. Location map
2. Condemnation Resolution No. 469 with Right-of-Way plans
3. Section 408.503 of the Nevada Revised Statutes
4. Section 241.034 of the Nevada Revised Statutes

Prepared by:

Agency Risk Management Division (NDOT).

AMERICAN OVERSIGHT

LOCATION MAP

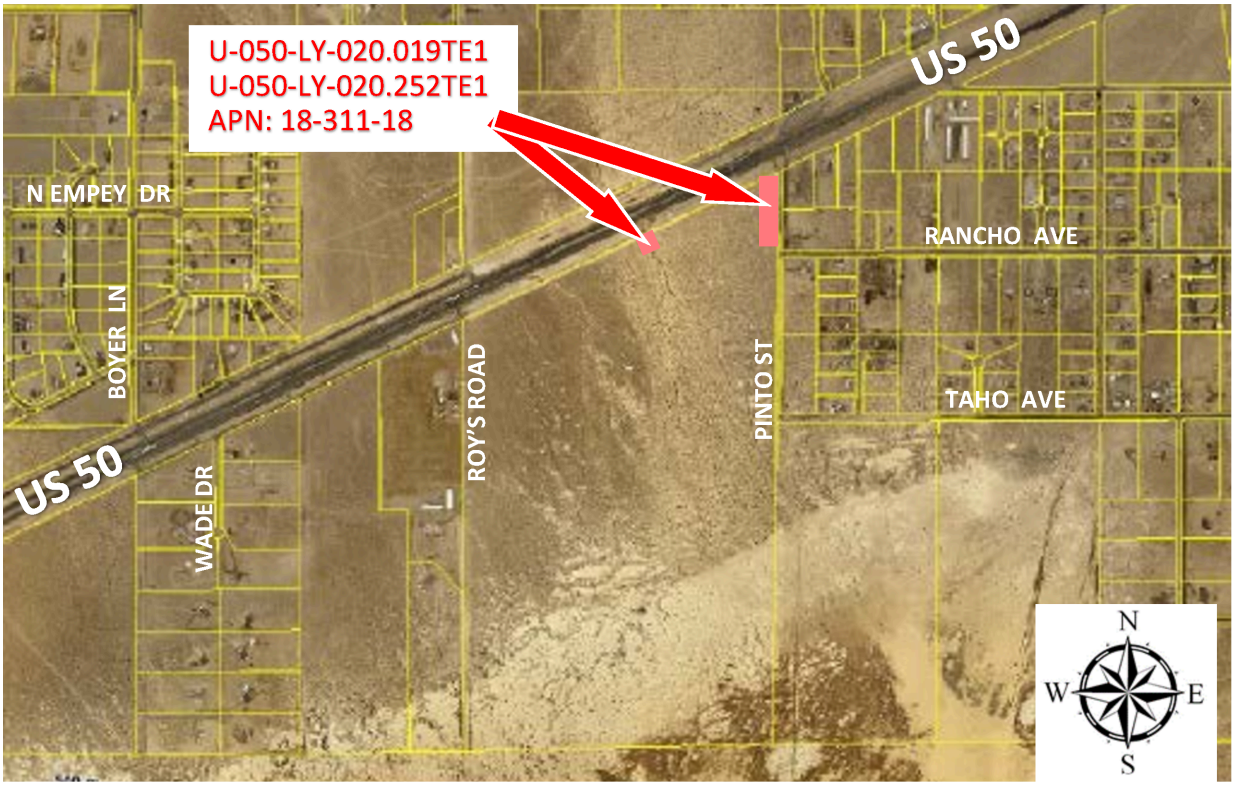

CONDEMNATION RESOLUTION NO. 469

DESCRIPTION: US-50 From Roy's Rd. to SR-95A; Widen from 2 to 4 Lanes

Project US-50 Phase 2 Widening

In Silver Springs, County of Lyon, State of Nevada

ATTACHMENT 1

AMERICAN OVERSIGHT

RESOLUTION OF THE BOARD OF DIRECTORS OF THE DEPARTMENT OF TRANSPORTATION AUTHORIZING ACQUISITION BY CONDEMNATION OF PROPERTY FOR THE WIDENING AND RECONSTRUCTION OF US-50, FROM ROY'S ROAD TO US-95A, IN AN UNINCORPORATED AREA OF LYON COUNTY, NEVADA

CONDEMNATION RESOLUTION NO. 469

WHEREAS, the Department of Transportation of the State of Nevada (hereinafter the "Department") is empowered by chapter 408 of the Nevada Revised Statutes to acquire real property, interests therein, and improvements located thereon for the construction and maintenance of highways; and

WHEREAS, the Department has determined that the public interest and necessity require the acquisition, construction, and completion by the State of Nevada, acting by and through the Department, of a public improvement, namely the widening and reconstruction of US-50, from Roy's Road to US-95A, in an unincorporated area of Lyon County, State of Nevada and that the real property hereinafter described is necessary for said public improvement; and

WHEREAS, the right-of-way plans are attached hereto and incorporated herein depicting the parcels described herein; and

WHEREAS, the Department plans to obligate federal-aid funds for this project, and let a construction contract for said project, and the real property hereinafter described will be needed for said highway project; and

WHEREAS, pursuant to section 408.503 of the Nevada Revised Statutes, the Department shall not commence any legal action in eminent domain until the Board of Directors of the Department adopts a resolution declaring that the public interest and necessity require the highway improvement and that the property described is necessary for such improvement.

AMERICAN OVERSIGHT

NOW, THEREFORE, BE IT RESOLVED by the Board of Directors of the Department, pursuant to section 408.503 of the Nevada Revised Statutes:

That the public interest and necessity require the acquisition, construction, reconstruction, improvement, maintenance or completion by the State of Nevada, acting through the Department, of a public improvement, namely a public highway; and that the real property hereinafter described is necessary for said public improvement; and

That the proposed construction of said public highway improvement on and along an alignment heretofore approved is planned and located in a manner which will be the most compatible with the greatest public good and the least private injury.

BE IT FURTHER RESOLVED THAT the Department be and is hereby authorized and directed:

To acquire in the name of and in behalf of the State of Nevada, in fee simple absolute, unless a lesser estate is hereinafter described, the following described real property and interests therein by the exercise of the power of eminent domain in accordance with the provisions of chapters 37 and 408 of the Nevada Revised Statutes;

To commence and prosecute, if necessary, in the name of the State of Nevada, condemnation proceedings in the proper court to condemn said real property and interests therein; and

To make application to said court for an order permitting the Department to take possession and use of said real property as may be necessary for construction of said public highway improvement, and to pledge the public faith

AMERICAN OVERSIGHT

and credit of the State of Nevada as security for such entry or, should the Department deem such advisable, to deposit with the Clerk of such court, in lieu of such pledge, a sum equal to the value of the premises sought to be condemned as appraised by the Department, and to acquire the following real property:

PARCEL NOS. U-050-LY-020.019TE1 and U-050-LY-020.252TE1 owned by REZA ZANDIAN and NILOOFAR FOUGHANI, husband and wife as to an undivided 15% interest; ELIAS ABRISHAMI and MINOO ABRISHAMI, husband and wife as to an undivided 2/6th interest; ENAYAT ABRISHAMI and NAIMA ABRISHAMI, husband and wife as to an undivided 1/6th interest; EAGLES NEST, LLC, A California limited liability company, as to an undivided 12.50% interest; JOHNATHON FAYEGHI, an unmarried man, as to an undivided 3.0% interest; RASHAD EL-SABAWI and REEM EL-SABAWI, Trustees of the RASHAD AND REEM EL-SABAWI FAMILY TRUST, as to an undivided 9.50% interest; ALBORZ ZANDIAN, an unmarried man, 2.5% and NILOOFAR FOUGHANI ZANDIAN, 7.5%

Said real property situate , lying and being in the County of Lyon, State of Nevada, and more particularly described as being portions of the NE 1/4 of the NE 1/4 of Section 10, T. 17 N., R. 23 E., M.D.M., and further described as being a portion of SOUTH PARCEL as shown on that certain RECORD OF SURVEY FOR DEAD DOG RANCH filed for record on September 30, 2004, in the official records of Lyon County, Nevada, as File No. 332209, and the individual parcels being more fully described by metes and bounds as follows:

/ / /

/ / /

/ / /

AMERICAN OVERSIGHT

Parcel: U-050-LY-020.019TE1 to be acquired as a temporary construction easement for a three-year period commencing on the date of occupancy

COMMENCING at a 0.17 foot aluminum cap on #5 Rebar, stamped "S10, S11, PLS11178", accepted as the east quarter corner of said Section 10, shown and delineated as "SET 5/8" REBAR W/ALUM CAP PLS 11178 RESET PER SM #80293" on said RECORD OF SURVEY; thence N. 36°59'09" W. a distance of 1,839.01 feet to the POINT OF BEGINNING; said point of beginning being on the right or southeasterly right-of-way line of US-50, 183.00 feet right of and at right angles to Highway Engineer's Station "X2" 1111+78.00 P.O.T.; thence N. 65°09'38" E., along said right-of-way line of US-50, a distance of 35.00 feet; thence along the following three (3) courses and distances:

1) S. 24°50'22" E. – 22.00 feet;
2) S. 65°09'38" W. – 35.00 feet;
3) N. 24°50'22" W. – 22.00 feet to the point of beginning;

said parcel contains an area of 770 square feet (0.02 acres).

Parcel: U-050-LY-020.252TE1 to be acquired as a temporary construction easement for a three-year period commencing on the date of occupancy

COMMENCING at a 0.17 foot aluminum cap on #5 Rebar, stamped "S10, S11, PLS11178", accepted as the east quarter corner of said Section 10, shown and delineated as "SET 5/8" REBAR W/ALUM CAP PLS 11178 RESET PER SM #80293" on said RECORD OF SURVEY; thence N. 0°21'44" E. a distance of

AMERICAN OVERSIGHT

1,986.96 feet to the POINT OF BEGINNING; said point of beginning being on the right or southeasterly right-of-way line of US-50, 183.00 feet right of and at right angles to Highway Engineer's Station "X2" 1124+11.00 P.O.T.; thence N. 65°09'38" E., along said right-of-way line of US-50, a distance of 21.76 feet to the east section line of said Section 10, said line being coincident with the westerly right-of-way line of Pinto Street; thence S. 0°55'37" W., along said east section line and said right-of-way line of Pinto Street, a distance of 207.65 feet; thence N. 89°04'22" W. a distance of 16.10 feet; thence N. 0°04'53" W. a distance of 198.22 feet to the point of beginning; said parcel contains an area of 3,629 square feet (0.08 acres).

The Basis of Bearing for these descriptions is the NEVADA STATE PLANE COORDINATE SYSTEM, NAD 83/94 DATUM, West Zone as determined by the State of Nevada, Department of Transportation.

/ / /

/ / /

/ / /

/ / /

/ / /

/ / /

/ / /

/ / /

/ / /

AMERICAN OVERSIGHT

BE IT FURTHER RESOLVED that the Director, Deputy Director, and Chief Counsel of the Department have the power to enter into any stipulations or file any necessary pleadings in any condemnation proceeding and to bind the Department of Transportation in the completion of this project.

Adopted this _____ day of July, 2018.

ON BEHALF OF
STATE OF NEVADA
DEPARTMENT OF TRANSPORTATION
BOARD OF DIRECTORS

_____
Secretary to the Board
William H. Hoffman

_____
Chairman – Brian Sandoval
Governor

APPROVED AS TO LEGALITY
AND FORM

_____
Dennis Gallagher, Chief Counsel
Department of Transportation

AMERICAN OVERSIGHT

STATE	E.A. NO.	PROJECT NO.	COUNTY	SHEET NO.
NEVADA	73475	SPF-050-2(019)	LYON	1

STATE OF NEVADA
DEPARTMENT OF TRANSPORTATION

RIGHT-OF-WAY PROJECT

M.D.M.

PROJECT LOCATION



STATE OF NEVADA
KEY MAP

BEGIN ACQUISITION

"X2" 1111+78.00 P.O.T.

END ACQUISITION

"X2" 1607+88.37 P.O.T.

R/W DIVISION	
TRACED	CJH
CHECKED	
PHONE (775) 887-7470	

STATE OF NEVADA
DEPARTMENT OF TRANSPORTATION

LY-04

DATE: JUNE 12, 2017

US-50 FROM
ROY'S RD. TO US-95A
WIDEN FROM 2 TO 4 LANES

SCALE 1" = 4,000'

SHEET 1 OF 46

MAP ID NO.: 27411
\District 2\73475\037_RightOfWay\RW Plans\73475_Sheet1.dgn

AMERICAN OVERSIGHT

LEGEND OF RIGHT-OF-WAY SYMBOLS

C/A	CONTROL OF ACCESS
℄	CENTERLINE
C/P	PERMISSION TO CONSTRUCT
Δ	DELTA
L	ARC LENGTH
LT.	LEFT
P.C.	POINT OF CURVATURE
P.C.C.	POINT OF COMPOUND CURVATURE
PE	PERMANENT EASEMENT
P/L	PROPERTY LINE
P.O.B.	POINT OF BEGINNING
P.O.C.	POINT ON CURVE
P.O.E.	POINT OF ENDING
P.O.T.	POINT ON TANGENT
P.R.C.	POINT OF REVERSE CURVATURE
P.T.	POINT OF TANGENCY
R	RADIUS
REM.	REMAINDER
RT.	RIGHT
R/W	RIGHT-OF-WAY
TE	TEMPORARY EASEMENT

CONTROL OF ACCESS WITH FENCE OR BARRIER. (TICKS FACING AWAY FROM MAINLINE/CENTERLINE DENOTES C/A ON THE R/W LINE. TICKS FACING TOWARDS MAINLINE/CENTERLINE DENOTES C/A INSIDE/WITHIN THE R/W).

CONTROL OF ACCESS WITHOUT A FENCE OR BARRIER. ("DRAGON'S TEETH" FACING AWAY FROM MAINLINE/CENTERLINE DENOTES C/A ON THE R/W LINE. "DRAGON'S TEETH" FACING TOWARDS MAINLINE/CENTERLINE DENOTES C/A INSIDE/WITHIN THE R/W).

LOCATION AT WHICH ACCESS TO THE FREEWAY IS PERMITTED BY THE STATE

SUBDIVISION BOUNDARY

RESERVATION OR PARK BOUNDARY

STATE LINE

COUNTY LINE

CITY OR TOWN LIMITS

SECTION LINE

1/4 SECTION LINE

1/16 SECTION LINE

1/64 SECTION LINE

1/256 SECTION LINE

FENCE LINE

SECTION CORNER

FOUND

NOT FOUND

CLOSING SECTION CORNER

FOUND

NOT FOUND

1/4 SECTION CORNER

FOUND

NOT FOUND

STATE OF NEVADA
DEPARTMENT OF TRANSPORTATION

DATE: JUNE 12, 2017

R/W PLANS

MAP ID NO.: 27411
\District 2\73475\037_RightOfWay\RW Plans\73475_Sheet2.dgn

AMERICAN OVERSIGHT
NV-DA-20-0615-A-001920

PARCEL NO. PREFIX: U-050-LY-

STATE	E.A. NO.	PROJECT NO.	COUNTY	SHEET NO.
NEVADA	73475	SPF-050-2(019)	LYON	4

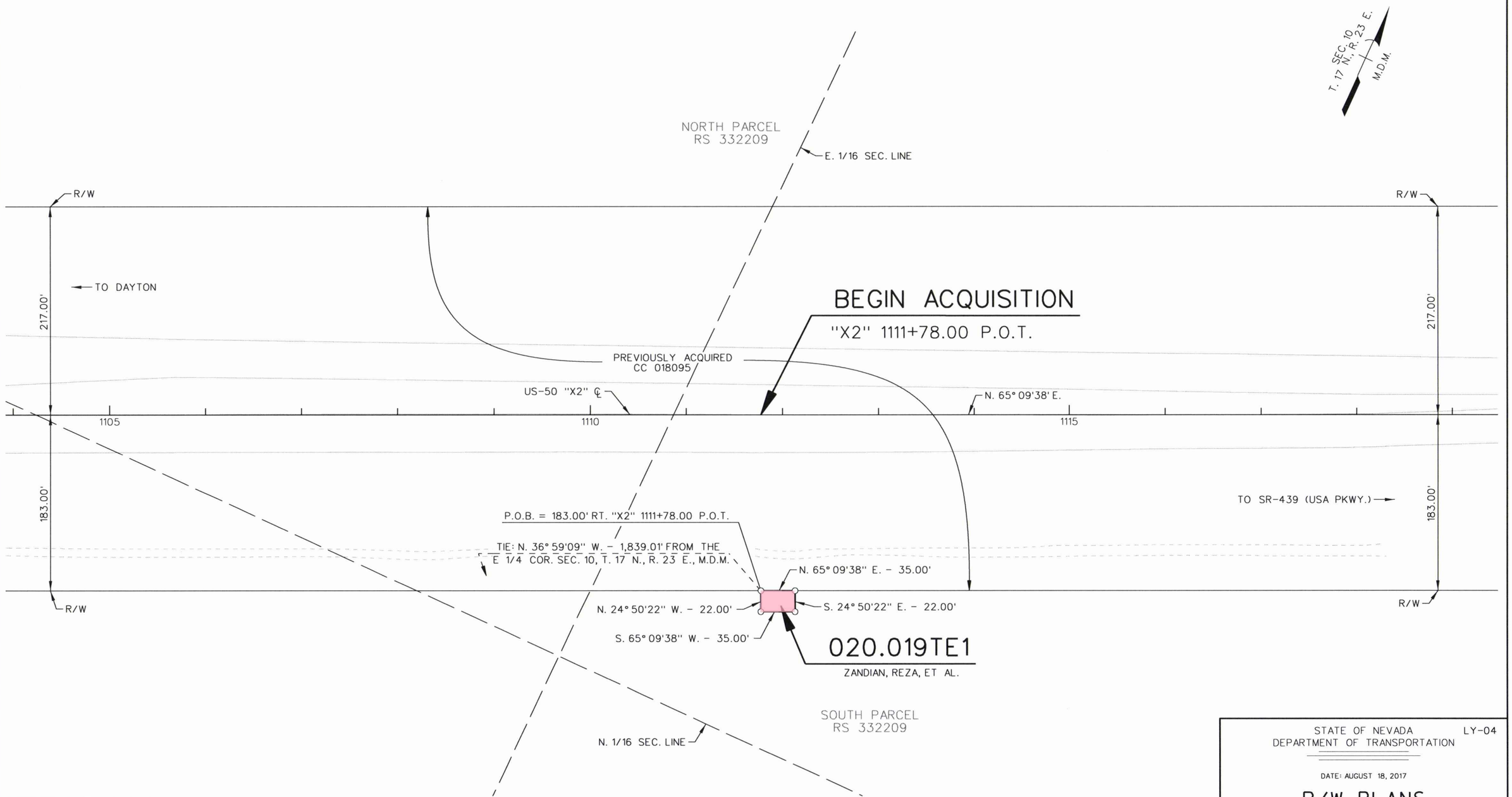

DATE OF LAST REVISION:	
R/W DIVISION	
TRACED	AKR/SCT
CHECKED	CJH
PHONE (775) 888-7470	

STATE OF NEVADA
DEPARTMENT OF TRANSPORTATION

LY-04

DATE: AUGUST 18, 2017

R/W PLANS

APPROVED: _____
MANAGER II, R/W SURVEY SERVICES

SCALE 1" = 100'

SHEET 4 OF 46

MAP ID NO.: 27411
\District 2\73475\037_RightOfWay\RW Plans\73475_Sheet4.dgn

AMERICAN OVERSIGHT
NV-DA-20-0615-A-001921

PARCEL NO. PREFIX: U-050-LY-

STATE	E.A. NO.	PROJECT NO.	COUNTY	SHEET NO.
NEVADA	73475	SPF-050-2(019)	LYON	5

020.378TE1
HOWARD, D. M. & J. E.

PARCEL 1-C
LOT 34
WARPATH DR. (PRIVATE)
PARCEL 1-D-2

N. 65° 09'38" E. - 49.54'
N. 24° 50'22" W. - 13.00'
US-50 R/W
P/L
S. 89° 57'02" E. - 30.89'
N. 65° 09'38" E. - 50.46'
S. 24° 50'22" E. - 13.00'
US-50 R/W
S. 65° 09'38" W. - 77.56'
S. 65° 09'38" W. - 22.44'

020.368TE1
GONDAL, RAVI

P.O.B. = 217.00' LT. "X2" 1131+01.56 P.O.T
TIE: N. 10° 07'12" E. - 2,681.73' FROM THE W 1/4 COR. SEC. 11, T. 17 N., R. 23 E., M.D.M.

INSET "A"
NOT TO SCALE

1500020L 1' DIAMETER STONE

NORTH PARCEL
RS 332209

PARCEL 1-C
PM 79282

LOT 34
SM 80293

T. 17 N., R. 23 E., M.D.M.

020.368TE1
GONDAL, RAVI

WARPATH DR. (PRIVATE)

PARCEL 1-D-1
PM 258502

PARCEL 1-D-2
PM 258502

020.378TE1
HOWARD, D. M. & J. E.

("PARCEL 4")
PM 544122

FRONTAGE ROAD
PM 544122

SEE INSET "A"
P.O.B.

R/W
217.00'
TO DAYTON
NORTH FRONTAGE RD.
1120
1125
1130
1135

PREVIOUSLY ACQUIRED
CC 018095

US-50 "X2" ℄
N. 65° 09'38" E.

PARCEL
020.351TE1
DELETED

TO SR-439 (USA PKWY.)

183.00'

N. 65° 09'38" E. - 21.76'
P.O.B. = 183.00' RT. "X2" 1124+11.00 P.O.T
TIE: N. 0° 21'44" E. - 1,986.96' FROM THE E 1/4 COR. SEC. 10, T. 17 N., R. 23 E., M.D.M.

P.O.B. = 183.00' RT. "X2" 1124+66.07 P.O.T
TIE: N. 1° 46'55" E. - 2,011.03' FROM THE W 1/4 COR. SEC. 11, T. 17 N., R. 23 E., M.D.M.
N. 65° 09'38" E. - 26.93'

S. 0° 55'37" W. - 52.19'
020.263TE1
MARY S. BENNETT TRUST

N. 85° 15'32" W. - 24.31'

SOUTH PARCEL
RS 332209

020.252TE1
ZANDIAN, REZA, ET AL.

N. 0° 04'53" W. - 198.22'
S. 0° 55'37" W. - 207.65'
N. 0° 55'37" E. - 38.86'
N. 89° 04'22" W. - 16.10'
PINTO ST.
30.00'

RANCHO SUBDIVISION No. 2
SM 80293

LOT 10
LOT 9
LOT 8
LOT 7
LOT 6

STATE OF NEVADA
DEPARTMENT OF TRANSPORTATION
LY-04

DATE: AUGUST 18, 2017

R/W PLANS

APPROVED: _____
MANAGER II, R/W SURVEY SERVICES

SCALE 1" = 100'
SHEET 5 OF 46

NEVADA DOT

DATE OF LAST REVISION:	
R/W DIVISION	
TRACED	AKR SXT
CHECKED	CJH
PHONE (775) 888-7470	

MAP ID NO.: 27411
\District 2\73475\037_RightOfWay\RW Plans\73475_Sheet5.dgn

AMERICAN OVERSIGHT
NV-DA-20-0615-A-001922

PARCEL NO. PREFIX: U-050-LY-

PROPERTY SCHEDULE

STATE OF NEVADA DEPT. OF TRANSPORTATION

ALL AREAS ARE SHOWN IN SQUARE FEET UNLESS OTHERWISE NOTED

PROJECT NO.	E. A. NO.	COUNTY	SHEET NO.
SPF-050-2(019)	73475	LYON	41

PARCEL NO.	GRANTOR	GROSS AREA OF ACQSN.	R/W AREA	EXCESS AREA	REMAINDER		ACQUISITION RECORDING DATA			SURPLUS LAND DATA				REMARKS
					LT.	RT.	INST. OR DOC.	BK. PG.	DATE TYPE	AREA	INST. OR DOC.	BK. PG.	DATE TYPE	
020.019TE1	ZANDIAN, REZA, ET AL.	770												TEMPORARY CONSTRUCTION EASEMENT
020.252TE1	ZANDIAN, REZA, ET AL.	3,629												TEMPORARY CONSTRUCTION EASEMENT
020.263TE1	MARY S. BENNETT 2006 TRUST	1,104												TEMPORARY CONSTRUCTION EASEMENT
020.351TE1	CHURCH OF GOD AT STAGECOACH													PARCEL DELETED PER R/W SETTING REVISION #1, DATED 11/22/16
020.368TE1	GONDAL, RAVI	826												TEMPORARY CONSTRUCTION EASEMENT
020.378TE1	HOWARD, DANIEL M & JOYCE E	474												TEMPORARY CONSTRUCTION EASEMENT
020.544TE1	CEDAR SAGE LLC	1,173												TEMPORARY CONSTRUCTION EASEMENT
020.557TE1	KANTZ, LORRE ANN	466												TEMPORARY CONSTRUCTION EASEMENT
021.357	CROSBY NV LAND, LLC	33,423	33,423			61.45 AC.								Remainder calculated from the portion of Parcel 021.357 within APN 015-441-11
021.357TE1	CROSBY NV LAND, LLC	3,796												TEMPORARY CONSTRUCTION EASEMENT
021.357TE2	CROSBY NV LAND, LLC	2,520												TEMPORARY CONSTRUCTION EASEMENT
021.376	DHILLON, SALENDAR K., ET AL.	16,525	16,525		7.52 AC.									
021.458	CROSBY NV LAND, LLC	32,463	32,463		8.48 AC.									
021.620	WALKER, MURRY LEE & JUDY LEE	13,023	13,023		7.62 AC.									
021.620TE1	WALKER, MURRY LEE & JUDY LEE	4,652												TEMPORARY CONSTRUCTION EASEMENT
021.710	LYON COUNTY	2,253												STAGECOACH DRIVE
021.730	CROSBY NV LAND, LLC	2.30 AC.	2.30 AC.		319.26 AC.									Remainder calculated from combined areas of Parcels 021.730 & 023.195
021.730TE1	CROSBY NV LAND, LLC	810												TEMPORARY CONSTRUCTION EASEMENT
021.831	CROSBY NV LAND, LLC	5,499	5,499			950.85 AC.								Remainder calculated from combined areas of Parcels 021.831, 021.993, 023.408 & portion of 021.357
021.993	CROSBY NV LAND, LLC	43,200	43,200			950.85 AC.								Remainder calculated from combined areas of Parcels 021.831, 021.993, 023.408 & portion of 021.357
023.195	CROSBY NV LAND, LLC	5.66 AC.	5.66 AC.		319.26 AC.									Remainder calculated from combined areas of Parcels 021.730 & 023.195
023.195TE1	CROSBY NV LAND, LLC	19,610												TEMPORARY CONSTRUCTION EASEMENT
023.195TE2	CROSBY NV LAND, LLC	735												TEMPORARY CONSTRUCTION EASEMENT

CK'D BY:
CJH

STATE OF NEVADA LY-04
DEPT. OF TRANSPORTATION R/W DIVISION
DATE: JUNE 12, 2017
R/W PLANS
SHEET 41 OF 46 SHEETS

MAP ID NO.: 27411

DATE OF LAST REVISION: 08/14/17

AMERICAN OVERSIGHT

Filename: Ly73475Ph2.xls

NRS 408.503 Eminent domain: Resolution by Board; precedence over other legal actions.

1. The Department shall not commence any legal action in eminent domain until the Board adopts a resolution declaring that the public interest and necessity require the acquisition, construction, reconstruction, improvement or completion by the State, acting through the Department, of the highway improvement for which the real property, interests therein or improvements thereon are required, and that the real property, interests therein or improvements thereon described in the resolution are necessary for such improvement.

2. The resolution of the Board is conclusive evidence:

(a) Of the public necessity of such proposed public improvement.

(b) That such real property, interests therein or improvements thereon are necessary therefor.

(c) That such proposed public improvement is planned or located in a manner that will be most compatible with the greatest public good and the least private injury.

3. All legal actions in all courts brought under the provisions of this chapter to enforce the right of eminent domain take precedence over all other causes and actions not involving the public interest, to the end that all such actions, hearings and trials thereon must be quickly heard and determined.

(Added to NRS by 1957, 691; A 1960, 392; 1987, 1810; 1989, 1306)

ATTACHMENT 3

AMERICAN OVERSIGHT

NRS 241.034 Meeting to consider administrative action against person or acquisition of real property by exercise of power of eminent domain: Written notice required; exception.

1. Except as otherwise provided in subsection 3:

(a) A public body shall not consider at a meeting whether to:

(1) Take administrative action against a person; or

(2) Acquire real property owned by a person by the exercise of the power of eminent domain,

➥ unless the public body has given written notice to that person of the time and place of the meeting.

(b) The written notice required pursuant to paragraph (a) must be:

(1) Delivered personally to that person at least 5 working days before the meeting; or

(2) Sent by certified mail to the last known address of that person at least 21 working days before the meeting.

➥ A public body must receive proof of service of the written notice provided to a person pursuant to this section before the public body may consider a matter set forth in paragraph (a) relating to that person at a meeting.

2. The written notice provided in this section is in addition to the notice of the meeting provided pursuant to NRS 241.020.

3. The written notice otherwise required pursuant to this section is not required if:

(a) The public body provided written notice to the person pursuant to NRS 241.033 before holding a meeting to consider the character, alleged misconduct, professional competence, or physical or mental health of the person; and

(b) The written notice provided pursuant to NRS 241.033 included the informational statement described in paragraph (b) of subsection 2 of that section.

4. For the purposes of this section, real property shall be deemed to be owned only by the natural person or entity listed in the records of the county in which the real property is located to whom or which tax bills concerning the real property are sent.

(Added to NRS by 2001, 1835; A 2001 Special Session, 155; 2005, 2247)

ATTACHMENT 4

AMERICAN OVERSIGHT

1263 South Stewart Street
Carson City, Nevada 89712
Phone: (775) 888-7440
Fax: (775) 888-7201

MEMORANDUM

June 25, 2018

TO: **Department of Transportation Board of Directors**

FROM: **Rudy Malfabon, P.E., Director**

SUBJECT: **July 9, 2018 Transportation Board of Directors Meeting**

ITEM #10: **Formal Amendments and Administrative Amendments to the FFY 2018-2021 Statewide Transportation Improvement Program (STIP)**

Summary:

At the September 11, 2017 State Transportation Board of Directors Meeting, the FFY 2018 – 2021 Statewide Transportation Improvement Program (STIP) was accepted by the Transportation Board. Formal Amendments and Administrative Amendments are made throughout the year to facilitate necessary project changes. NDOT staff work closely with the Metropolitan Planning Organizations (MPO's) and local governments facilitating project changes. NDOT staff routinely provide updates to the Board on changes to the STIP.

Attachment "A" is a list of Formal Amendments to the 2018-2021 STIP since the April 2018 quarterly update. NDOT requests the State Transportation Board's acceptance of the changes summarized in Attachment "A".

Attachment "B" is a list of Administrative Amendments to the 2018-2021 STIP since the April 2018 quarterly update. NDOT requests the State Transportation Board's acceptance of the changes summarized in Attachment "B".

Background:

The STIP is a federally-required, four-year, fiscally constrained program of federally-funded and regionally significant transportation projects throughout the state. NDOT staff works continuously with federal and regional agencies, local governments, as well as, planning boards to develop and update the Statewide Transportation Improvement Program (STIP). The current STIP can be found here: https://estip.nevadadot.com/default.asp?view_type=FED

To meet Nevada Revised Statute (NRS 408.203), NDOT also maintains a Work Program, which lists the projects the Department intends to work on during the current fiscal year (Annual Work Program), proposed projects for short term (two to four years) and proposed projects outside of that period (Long Range Element). The 2018 Work Program was approved by the Board in September 2017. The Work Program can be found here: https://estip.nevadadot.com/default.asp?view_type=AWP

AMERICAN OVERSIGHT

Attachment "A" details Formal Amendments to projects which have occurred between April 1, 2018 and June 30, 2018. This includes actions taken in RTCWA, RTCSNV, CAMPO, and TMPO Transportation Improvement Plans (TIPs) and includes changes made in the statewide Non-MPO area.

Formal Amendments are triggered when air quality conformity is required, a new federally funded or regionally significant project is added or deleted, or project costs increase by more than 40% and by more than $5 Million. This action requires a public comment period within the MPO, approval by the MPO Governing Board, approval from NDOT Director, and final approval from FHWA and FTA. This action can take 30-60 days from initiation of public comment period to federal approval.

Attachment "B" details Administrative Amendments to projects which have occurred between April 1, 2018 and June 30, 2018. This includes actions taken in RTCWA, RTCSNV, CAMPO and TMPO TIPs and includes changes made in the statewide Non-MPO area.

Administrative Amendments are triggered when increasing funds by more than $500,000 and increasing project cost by more than 20%, but less than 40%. Administrative Amendments are also triggered by significant changes in design or scope of a regionally significant project. This action is approved by the executive director of the MPO with final approval from the NDOT Director. This action can take 1-2 weeks to process.

All project amounts in the STIP are based on engineer's estimates for the use in requesting the obligation of funds from FHWA and FTA. Upon approval from the State Transportation Board at the time of the bid award, the STIP will be updated to reflect the Board's approval and for final approval from FHWA and FTA.

Analysis:

The attached lists of Formal and Administrative Amendments are those completed by the MPOs and NDOT between April 1, 2018 and June 30, 2018.

Recommendation for Board Action:

Acceptance of the Formal Amendments/Administrative Amendments to the FY 2018 – 2021 Statewide Transportation Improvement Program (STIP).

List of Attachments:

A. List of Formal Amendments

B. List of Administrative Amendments

Prepared by:

Joseph Spencer, NDOT STIP Manager, Program Development Section, Planning Division

AMERICAN OVERSIGHT

Project Formal Amendments List (04/01/2018 – 06/30/2018)

Attachment A Summary:

RTCSNV (1 Project Total):

- **18-14** Amendment to include New Safety Project for Crash Data Collection
  - Approved June 22, 2018

RTCWA:

- **No Actions**

CAMPO:

- **No Actions**

TMPO:

- **No Actions**

Statewide (34 Projects Total):

- **18-08** Added PE to a project for obligation purposes
  - Approved May 18, 2018
- **18-09** Project updates following NNDOT April and May Project status meetings
  - Approved May 30, 2018

RTC of Southern Nevada

18-14 RTCSNV
CL20180040 Clark County School District Police Department Crash Data Collection **NARRATIVE:** New project per NDOT Safety Manager **PROJECT CHANGES (FROM PREVIOUS VERSION):** HSIP ► Add funds in FFY 18 in OTHER for $31,245 Local Fund ► Add funds in FFY 18 in OTHER for $1,645 ***Total project cost $32,890***

Washoe County RTC

(NO AMENDMENTS MADE)

Carson Area MPO

(NO AMENDMENTS MADE)

AMERICAN OVERSIGHT
NV-DA-20-0615-A-001928

Tahoe MPO

(NO AMENDMENTS MADE)

Statewide/Rural

18-08 Non MPO
CH20170001 Fallon South Main Street Downtown Streetscape Package 4 **NARRATIVE:** Added PE and additional local funds per the executed agreement as provided from LPA Manager PROJECT CHANGES (FROM PREVIOUS VERSION): Local Fund + Increase funds in FFY 18 in ENG from $0 to $3,250 - Decrease funds in FFY 18 in CON from $39,474 to $0 ► Add funds in FFY 19 in CON for $144,882 TAP FLEX STBG + Increase funds in FFY 18 in ENG from $0 to $61,750 - Decrease funds in FFY 18 in CON from $750,000 to $0 ► Add funds in FFY 19 in CON for $688,250 ***Total project cost increased from $789,474 to $898,132***

18-09 Non MPO
CC20170010 US 50 Slope Stabilization Voltaire Canyon **NARRATIVE:** Project updated following NDOT Programming Papers from Financial Management **PROJECT CHANGES (FROM PREVIOUS VERSION):** State Gas Tax + Increase funds in FFY 18 in CON from $1,800,000 to $2,381,588 ***Total project cost increased from $1,895,000 to $2,476,588***
CH20180005 US 95 ADA Improvements Fallon **NARRATIVE:** Project created following NDOT May Project Status Meeting **PROJECT CHANGES (FROM PREVIOUS VERSION):** State Gas Tax ► Add funds in FFY 18 in ENG for $225,000 ► Add funds in FFY 19 in ROW for $21,000 CON for $780,000 ***Total project cost $1,026,000***
CH20180006 US 95 Mill and ADA Updates Fallon **NARRATIVE**: Project created following NDOT May Project Status Meeting **PROJECT CHANGES (FROM PREVIOUS VERSION):** State Gas Tax ► Add funds in FFY 18 in ENG for $270,000 ► Add funds in FFY 23 in CON for $18,000,000 ► Add funds in FFY 22 in ROW for $6,000 ***Total project cost $18,276,000***

AMERICAN OVERSIGHT
NV-DA-20-0615-A-001929

CL20160037 I 15 Frontage Road CL02 Roadbed Modification and ADA Improvements Primm Road
NARRATIVE: Updated following NDOT May Project Status Meeting Updated Betterment per the FFY19 NDOT Director Approved Betterment List received March 14, 2018

PROJECT CHANGES (FROM PREVIOUS VERSION):
Title changed from "Frontage Road CL02 Mill and Fill at Primm Road" to "I 15 Frontage Road CL02 Roadbed Modification and ADA Improvements Primm Road"
Local Fund
► Add funds in FFY 18 in CON for $14,124
State Gas Tax
► Add funds in FFY 18 in CON for $1,679,583
District Contract
► Delete funds in FFY 18 in CON for $1,497,930
Total project cost increased from $1,497,930 to $1,693,707

CL20160089 SR 578 Las Vegas Maintenance Station Stormwater Project
NARRATIVE: Project moved to FFY19 and data standards updated following NDOT May Project Status Meeting

PROJECT CHANGES (FROM PREVIOUS VERSION):
Title changed from "Las Vegas Maintenance Station Stormwater Project" to "SR 578 Las Vegas Maintenance Station Stormwater Project"
State Gas Tax
► Delete funds in FFY 18 in CON for $2,500,000
► Add funds in FFY 19 in CON for $2,500,000
Total project cost stays the same $3,300,000

CL20170010 SR 156 Mill and Surface East of Cold Creek
NARRATIVE: Project Construction updated following May NDOT Project Status Meeting Project milepost updated

PROJECT CHANGES (FROM PREVIOUS VERSION):
Title changed from "SR 156 Lee Canyon Road and SR 157 Kyle Canyon Road Mill and Surface" to "SR 156 Mill and Surface East of Cold Creek"
State Gas Tax
- Decrease funds in FFY 18 in CON from $10,700,000 to $7,033,399
Total project cost decreased from $10,861,000 to $7,194,399

CL20180003 I 15 Coldmill and Overlay with Open Grade North of Mesquite
NARRATIVE: Moved ROW Phase to FFY20 following NDOT May Project Status Meeting

PROJECT CHANGES (FROM PREVIOUS VERSION):
Title changed from "I 15 Coldmill and Overlay with Open Grade" to "I 15 Coldmill and Overlay with Open Grade North of Mesquite"
State Gas Tax
► Delete funds in FFY 19 in ROW for $5,000
+ Increase funds in FFY 20 in ROW from $0 to $5,000
Total project cost stays the same $6,155,000

AMERICAN OVERSIGHT
NV-DA-20-0615-A-001930

CL20180041 SR 157 Coldmill and Rock Scaling Mt. Charleston
NARRATIVE: Project created following NDOT Programming Papers received from Financial Management

PROJECT CHANGES (FROM PREVIOUS VERSION):
State Gas Tax
- ► Add funds in FFY 18 in ENG for $160,000
- ► Add funds in FFY 20 in CON for $4,000,000
- ► Add funds in FFY 19 in ROW for $5,000

Total project cost $4,165,000

CL20180044 I 215 Construct Sidewalks and ADA Ramps Henderson
NARRATIVE: Project created following NDOT Programming Papers received form Financial Management

PROJECT CHANGES (FROM PREVIOUS VERSION):
State Gas Tax
- ► Add funds in FFY 18 in ENG for $110,000 ROW for $10,000 CON for $300,000

Total project cost $420,000

CL20180046 SR 574 Cheyenne Ave ADA Improvements
NARRATIVE: Project created following NDOT May Project Status Meeting

PROJECT CHANGES (FROM PREVIOUS VERSION):
State Gas Tax
- ► Add funds in FFY 18 in ENG for $260,000
- ► Add funds in FFY 19 in ROW for $6,000 CON for $2,700,000

Total project cost $2,966,000

DO20130018 SR 88 Retrofit and Rehab Structures South of Minden
NARRATIVE: Project Title Updated per Data Standards

PROJECT CHANGES (FROM PREVIOUS VERSION):
Title changed from "SR 88 Retrofit and Rehab Structures B-553, B-575, B-580, B-576 and B-627" to "SR 88 Retrofit and Rehab Structures South of Minden"

Total project cost stays the same $2,406,000

DO20140001 Martin Slough Construct Shared Use Path
NARRATIVE: Project moved to FFY19 following NDOT May Project Status Meeting

PROJECT CHANGES (FROM PREVIOUS VERSION):
Title changed from "Martin Slough Shared Use Path" to "Martin Slough Construct Shared Use Path"
Local Fund
- ► Delete funds in FFY 18 in CON for $272,277
- ► Add funds in FFY 19 in CON for $272,277

TAP FLEX STBG
- ► Delete funds in FFY 18 in CON for $518,268
- ► Add funds in FFY 19 in CON for $518,268

Total project cost stays the same $810,545

AMERICAN OVERSIGHT
NV-DA-20-0615-A-001931

DO20140003 US 395 Gardnerville Crosswalk Improvements
NARRATIVE: Moved project to FFY19 following NDOT May Project Status Meeting

PROJECT CHANGES (FROM PREVIOUS VERSION):
Local Fund
- ► Delete funds in FFY 18 in CON for $15,023
- ► Add funds in FFY 19 in CON for $15,023

State Gas Tax
- ► Delete funds in FFY 18 in CON for $90,000
- ► Add funds in FFY 19 in CON for $90,000

TAP 5K-200K STBG
- ► Delete funds in FFY 18 in CON for $285,433
- ► Add funds in FFY 19 in CON for $285,433

Total project cost stays the same $463,316

DO20180007 SR 207 Coldmill and Erosion Control Kingsbury Grade
NARRATIVE: Project created following NDOT May Project Status Meeting

PROJECT CHANGES (FROM PREVIOUS VERSION):
State Gas Tax
- ► Add funds in FFY 18 in ENG for $270,000

STBG State-Wide
- ► Add funds in FFY 21 in CON for $10,925,000

State Match - Nv
- ► Add funds in FFY 21 in ROW for $5,000 CON for $575,000

Total project cost $11,775,000

EL20170032 SR 226 Replace B-639 Structure West of Jack's Peak
NARRATIVE: Project Construction increased, and title updated to data standards following NDOT May Project Status Meeting

PROJECT CHANGES (FROM PREVIOUS VERSION):
Title changed from "SR 226 Replace B-639 Structure" to "SR 226 Replace B-639 Structure West of Jack's Peak"
STBG Bridge
- + Increase funds in FFY 19 in CON from $475,000 to $641,250

State Match - Nv
- + Increase funds in FFY 19 in CON from $25,000 to $33,750

Total project cost increased from $660,000 to $835,000

EL20180054 West Wendover Police Department Data Collection and Analysis
NARRATIVE: New Safety Data Collection Project following update from NDOT Safety Manager

PROJECT CHANGES (FROM PREVIOUS VERSION):
HSIP
- ► Add funds in FFY 18 in OTHER for $36,405

State Match - Nv
- ► Add funds in FFY 18 in OTHER for $1,916

Total project cost $38,321

EL20180055 US 93 Construct new ADA Remediation Jackpot
NARRATIVE: Project created following NDOT Programming Papers from Financial Management

AMERICAN OVERSIGHT
NV-DA-20-0615-A-001932

PROJECT CHANGES (FROM PREVIOUS VERSION):
State Gas Tax
► Add funds in FFY 18 in ENG for $110,000 ROW for $10,000 CON for $700,000
Total project cost $820,000

EU20170008 I 80 Emigrant Pass Add Truck Climbing Lane
NARRATIVE: ROW Phase moved to FFY19 following NDOT May Project Status Meeting

PROJECT CHANGES (FROM PREVIOUS VERSION):
Title changed from "I 80 Emigrant Pass Truck Climbing Lane" to "I 80 Emigrant Pass Add Truck Climbing Lane"
HWY Freight
- Decrease funds in FFY 18 in ROW from $14,250 to $0
+ Increase funds in FFY 19 in ROW from $0 to $14,250
State Match - Nv
- Decrease funds in FFY 18 in ROW from $750 to $0
+ Increase funds in FFY 19 in ROW from $0 to $750
Total project cost stays the same $11,970,000

EU20170010 SR 278 Replace Structure B-478 North of Eureka
NARRATIVE: Project moved to FFY19 and Title updated to reflect Data Standards

PROJECT CHANGES (FROM PREVIOUS VERSION):
Title changed from "SR 278, Replace Structure B-478" to "SR 278 Replace Structure B-478 North of Eureka"
State Gas Tax
- Decrease funds in FFY 19 in ENG from $6,000 to $0 + Increase funds in FFY 19 in ROW from $0 to $6,000
Total project cost stays the same $406,000

LY20090021 US 50 Roy's Rd to Silver Springs Widening
NARRATIVE: AC $10M NHPP funds to maintain statewide fiscal constraint and obligate CL/WA FSP for 4 year contracts

PROJECT CHANGES (FROM PREVIOUS VERSION):
NHPP (ACCP)
► Add funds in FFY 19 in CON for $10,000,000
Total project cost stays the same $55,500,000
* ACCP is not part of the Total

MI20180004 SR 309 ADA Improvements Hawthorne
NARRATIVE: Project created following NDOT Project Status Meeting

PROJECT CHANGES (FROM PREVIOUS VERSION): State Gas Tax
► Add funds in FFY 18 in ENG for $75,000
► Add funds in FFY 19 in ROW for $6,000 CON for $950,000
Total project cost $1,031,000

AMERICAN OVERSIGHT
NV-DA-20-0615-A-001933

NY20170002 US 95 North of Beatty Mill and Surface
NARRATIVE: Added $2M in HSIP per NDOT Safety Manager

PROJECT CHANGES (FROM PREVIOUS VERSION):
HSIP
► Add funds in FFY 19 in CON for $2,000,000
State Match - Nv
► Add funds in FFY 19 in CON for $100,000
Total project cost increased from $17,026,000 to $19,126,000

PE20160021 I 80 Fairview Ditch Bridge Replacement
NARRATIVE: Project cost updated following NDOT Scope Budget Change Form

PROJECT CHANGES (FROM PREVIOUS VERSION):
Title changed from "I 80 at Fairview Ditch Bridge Replacement" to "I 80 Fairview Ditch Bridge Replacement"
Changed Bridge #:
- from "B-1392E MP PE 21.80" to "B-1392E MP 21.80"
STBG<5K
+ Increase funds in FFY 18 in CON from $475,000 to $1,340,638
State Match - Nv
+ Increase funds in FFY 18 in CON from $25,000 to $70,560
Total project cost increased from $650,000 to $1,561,198

PE20170014 SR 396 Replace B-28 Structure Cornell Avenue
NARRATIVE: Updated Project Title and moved to FFY20 following NDOT May Project Status Meeting

PROJECT CHANGES (FROM PREVIOUS VERSION):
Title changed from "SR 396 Replace B-28 Structure at Cornell Avenue" to "SR 396 Replace B-28 Structure Cornell Avenue"
NHPP
► Delete funds in FFY 19 in CON for $2,660,000
► Add funds in FFY 20 in CON for $2,660,000
State Match - Nv
► Delete funds in FFY 19 in CON for $140,000
► Add funds in FFY 20 in CON for $140,000
Total project cost stays the same $3,006,000

PE20180004 I 80 Mill and Overlay West of Dun Glen Interchange
NARRATIVE: Project created following NDOT Programming Paper from Financial Management

PROJECT CHANGES (FROM PREVIOUS VERSION): State Gas Tax
► Add funds in FFY 20 in CON for $13,600,000
Total project cost $13,600,000

AMERICAN OVERSIGHT
NV-DA-20-0615-A-001934

ST20180001 SR 439 Remove and Replace Barrier Rail
NARRATIVE: Project updated project counties to reflect dual county location following NDOT May Project Status Meeting

PROJECT CHANGES (FROM PREVIOUS VERSION):
Changed MAP21 GOALS:
- from "STOREY" to "LYON, STOREY"

Total project cost stays the same $10,235,500

WA20120208 I 580 North of Damonte to Moana (Reno Pkg 1) ITS
NARRATIVE: Project's PE phase removed following NDOT April Project Status Meeting

PROJECT CHANGES (FROM PREVIOUS VERSION):
State Gas Tax
- Decrease funds in FFY 19 in ENG from $15,000 to $0

Total project cost decreased from $4,015,000 to $4,000,000

WA20170120 I 580 Construct Landscape and Aesthetics South Meadows Pkwy
NARRATIVE: Updated Following NDOT Processing Memo to reflect bid price

PROJECT CHANGES (FROM PREVIOUS VERSION):
Title changed from "I 580 At South Meadows Pkwy Landscape and Aesthetics" to "I 580 Construct Landscape and Aesthetics South Meadows Pkwy"
State Gas Tax
+ Increase funds in FFY 18 in CON from $1,000,000 to $1,475,868

Total project cost increased from $1,000,000 to $1,475,868

XS20170016 Systemic Safety Improvements - Curves
NARRATIVE: Moved construction to FFY19 following update from NDOT Safety Manager

PROJECT CHANGES (FROM PREVIOUS VERSION):
HSIP
- Decrease funds in FFY 18 in CON from $1,500,000 to $0
► Add funds in FFY 19 in CON for $1,500,000

State Match - Nv
- Decrease funds in FFY 18 in CON from $78,947 to $0
► Add funds in FFY 19 in CON for $78,947

Total project cost stays the same $1,736,842

XS20170018 Washoe Tribe Pedestrian and Road Safety Improvements
NARRATIVE: Project moved to FFY19 following NDOT May Project Status Meeting

PROJECT CHANGES (FROM PREVIOUS VERSION):
HSIP
► Delete funds in FFY 18 in ENG for $50,000 ROW for $9,500 CON for $500,000
► Add funds in FFY 19 in ENG for $50,000 ROW for $9,500 CON for $500,000

State Match - Nv
► Delete funds in FFY 18 in ENG for $2,632 ROW for $500 CON for $26,316
► Add funds in FFY 19 in ENG for $2,632 ROW for $500 CON for $26,316

Total project cost stays the same $588,948

AMERICAN OVERSIGHT
NV-DA-20-0615-A-001935

XS20170028 US 95 Mill and Overlay South of Fallon **NARRATIVE**: Updated Project Details following NDOT May Project Status Meeting PROJECT CHANGES (FROM PREVIOUS VERSION): Changed MAP21 GOALS: - from "CHURCHILL, MINERAL" to "Statewide" Changed Dist.: - from "2" to "4" Changed Project Type: - from "Betterments" to "Rd Recons/Rehab/Resurf" ***Total project cost stays the same $15,380,000***
XS20180013 Strategic Highway Safety Plan **NARRATIVE**: Project created following NDOT Programming Papers from Financial Management **PROJECT CHANGES (FROM PREVIOUS VERSION)**: Passenger Carrier Tax ► Add funds in FFY 18 in OTHER for $1,300,000 ***Total project cost $1,300,000***
XS20180014 DBE/SS Training and Assistance **NARRATIVE**: Project created following NDOT Programming Papers from Financial Management **PROJECT CHANGES (FROM PREVIOUS VERSION):** DBE Training ► Add funds in FFY 18 in OTHER for $95,802 ***Total project cost $95,802***

AMERICAN OVERSIGHT
NV-DA-20-0615-A-001936

List of Administrative Amendments (04/01/2018 – 6/30/2018)

Attachment B Summary:

RTCSNV (5 Projects Total):

- **18-13** Update from MPO for Transit Projects based on award of new FTA Grant
  - Approved April 18, 2018
- **18-15** Updates from NDOT to obligate all four years of Freeway Service Patrol
  - Approved June 20, 2018

RTCWA (6 Projects Total):

- **18-07** Update from MPO for Transit Projects based on award of new FTA Grant
  - Approved February 6, 2018
- **18-06** Updates from NDOT to projects for maximizing obligation purposes
  - Approved February 14, 2018

CAMPO:

- **No Actions**

TMPO:

- **No Actions**

Statewide Non-MPO:

- **No Actions**

RTC Southern Nevada

18-13 RTCSNV
CL20150010 RTC Transit Fleet CNG Buses **NARRATIVE:** Redistribute FY2018 funding sources **PROJECT CHANGES (FROM PREVIOUS VERSION):** RTC Sales Tax - Decrease funds in FFY 18 in OTHER from $4,605,389 to $4,605,388 FTA 5337 Good Repair ► Add funds in FFY 18 in OTHER for $4,700,000 FTA 5307 Lrg Urb Capital - Decrease funds in FFY 18 in OTHER from $19,998,077 to $11,398,078 FTA 5339 Bus/Fac Lrg Urb Capital ► Add funds in FFY 18 in OTHER for $3,900,000 ***Total project cost stays the same $215,274,165***

AMERICAN OVERSIGHT

CL20150037 RTC Transit Facilities Acquisitions & Improvements
NARRATIVE: 5339 Discretionary Competitive Grant Award Announced by FTA for RTCSNV 4/5/2018. Please see website for award of funding for RTCSNV project(https://www.transit.dot.gov/funding/grants/fiscal-year-2017-bus-and-bus-facilities-projects) STIP project CL20150037 for FY2018 is being updated to reflect this discretionary award from the FTA

PROJECT CHANGES (FROM PREVIOUS VERSION):
RTC Sales Tax
► Add funds in FFY 18 in OTHER for $1,700,880
FTA 5307 Lrg Urb Capital
► Add funds in FFY 18 in
FTA 5339 Bus/Fac Lrg Urb Capital
► Add funds in FFY 18 in OTHER for $3,158,776
Total project cost increased from $23,025,000 to $27,884,656

NV20090267 RTC Paratransit Fleet
NARRATIVE: Redistribute funding sources for FY2018. Adjust federal share to reflect 85% and local share 15% for FY2019.

PROJECT CHANGES (FROM PREVIOUS VERSION):
RTC Sales Tax
- Decrease funds in FFY 18 in OTHER from $1,550,000 to $1,162,500
- Decrease funds in FFY 19 in OTHER from $1,625,000 to $1,147,059
FTA 5307 Lrg Urb Capital
- Decrease funds in FFY 18 in OTHER from $3,692,000 to $1,687,500
FTA 5339 Bus/Fac Lrg Urb Capital
- Decrease funds in FFY 18 in OTHER from $2,508,000 to $2,200,000
FTA 5310 Elderly/Disabled Lrg Urb Capital
► Add funds in FFY 18 in OTHER for $2,700,000
Total project cost decreased from $41,724,706 to $41,246,765

NV20120095 Las Vegas Area Transit Enhancements - Bus Shelters
NARRATIVE: 5339 FTA Discretionary Award announced 4/5/2018. On 4/5/2018, the FTA announced the 5339 Discretionary Bus and Bus Facilities project awards. Please see website for RTCSNV project. (https://www.transit.dot.gov/funding/grants/fiscal-year-2017-bus-and-bus-facilities-projects) STIP project NV20120095 is being revised to include the 5339 FTA Discretionary amount for FY2018 as well as reduce 5307 funding for FY2018 and FY2019. The overall reductions in funding for FY2018 and FY2019 are being applied to other STIP projects (CL20150037; NV20090265).

PROJECT CHANGES (FROM PREVIOUS VERSION):
RTC Sales Tax
+ Increase funds in FFY 18 in OTHER from $1,300,097 to $1,520,000
FTA 5307 Lrg Urb Capital
- Decrease funds in FFY 18 in OTHER from $5,200,389 to $3,000,000
FTA 5339 Bus/Fac Lrg Urb Capital
► Add funds in FFY 18 in OTHER for $1,430,000
Total project cost decreased from $27,688,786 to $27,138,300

AMERICAN OVERSIGHT

18-15 RTCSNV

CL2003128 Freeway Service Patrol (FSP)
NARRATIVE: Moved all funding into FFY18 for obligation of a 4 year contract for the FSP in the Las Vegas Region.

PROJECT CHANGES (FROM PREVIOUS VERSION):
NHPP
+ Increase funds in FFY 18 in OTHER from $2,470,000 to $9,984,383
► Delete funds in FFY 21 in OTHER for $2,470,000
► Delete funds in FFY 20 in OTHER for $2,470,000
► Delete funds in FFY 19 in OTHER for $2,470,000
State Match - Nv
+ Increase funds in FFY 18 in OTHER from $130,000 to $525,494
► Delete funds in FFY 21 in OTHER for $130,000
► Delete funds in FFY 20 in OTHER for $130,000
► Delete funds in FFY 19 in OTHER for $130,000
Total project cost increased from $18,200,000 to $18,309,877

RTC Washoe

18-06 RTC Washoe

WA20130078 RIDE Replacement Vehicles
NARRATIVE: Added $4,417,500 in STBG funds and $232,500 in local funds in FFY 2019 and $1,900,000 in STBG funds and $100,000 in local funds in FFY 2020.

PROJECT CHANGES (FROM PREVIOUS VERSION):
STBG WA
► Add funds in FFY 19 in OTHER for $4,417,500
+ Increase funds in FFY 20 in OTHER from $2,225,000 to $4,125,000
Local Fund
+ Increase funds in FFY 19 in OTHER from $685,000 to $917,500
+ Increase funds in FFY 20 in OTHER from $525,000 to $625,000
Total project cost increased from $58,996,853 to $65,646,853

WA20140047 Oddie Blvd/Wells Ave Corridor Package 1 - NEPA
NARRATIVE: Replaced $1,472,500 in STBG funds in FFY 2018 with an equal amount of local funds.

PROJECT CHANGES (FROM PREVIOUS VERSION):
STBG WA
► Delete funds in FFY 18 in ENG for $1,472,500
Local Fund
+ Increase funds in FFY 18 in ENG from $77,500 to $1,550,000
Total project cost stays the same $1,550,000

AMERICAN OVERSIGHT
NV-DA-20-0615-A-001939

WA20150063 Clear Acre Lane/Sun Valley Boulevard Corridor Package 1
NARRATIVE: Replaced $1,472,500 in STBG funds in FFY 2018 with an equal amount of local funds.

PROJECT CHANGES (FROM PREVIOUS VERSION):
STBG WA
► Delete funds in FFY 18 in ENG for $1,472,500
Local Fund
+ Increase funds in FFY 18 in ENG from $77,500 to $1,550,000
Total project cost stays the same $1,550,000

WA20170116 Clear Acre Lane/Sun Valley Boulevard Corridor - Package 2
NARRATIVE: Replaced $1,472,500 in STBG funds in FFY 2019 with an equal amount of local funds. Replaced $1,900,000 in STBG funds in FFY 2020 with an equal amount of local funds.

PROJECT CHANGES (FROM PREVIOUS VERSION):
STBG WA
► Delete funds in FFY 19 in ENG for $736,250 ROW for $736,250
► Delete funds in FFY 20 in CON for $1,900,000
Local Fund
+ Increase funds in FFY 19 in ENG from $38,750 to $775,000 + Increase funds in FFY 19 in ROW from $38,750 to $775,000
+ Increase funds in FFY 20 in CON from $100,000 to $2,000,000
Total project cost stays the same $3,550,000

18-07 RTC Washoe

WA20110218 SR 447 B-1351 Nixon Bridge
NARRATIVE: Updated funding sources per direction from NDOT FM

PROJECT CHANGES (FROM PREVIOUS VERSION):
STBG Bridge
► Delete funds in FFY 18 in CON for $1,786,000
STBG State-Wide
► Add funds in FFY 18 in CON for $1,653,000
State Match - Nv
- Decrease funds in FFY 18 in CON from $94,000 to $87,000
Total project cost decreased from $1,880,000 to $1,740,000

AMERICAN OVERSIGHT
NV-DA-20-0615-A-001940

WA2012128 US 395 / I 580 / I 80 Freeway Service Patrol
NARRATIVE: Moved all funding into FFY18 for obligation of a 4 year contract for the FSP in the Reno Region.

PROJECT CHANGES (FROM PREVIOUS VERSION):
Changed Exempt Category
- from "Non-Exempt" to "Exempt"
NHPP
+ Increase funds in FFY 18 in OTHER from $364,800 to $2,788,589
► Delete funds in FFY 23 in OTHER for $364,800
► Delete funds in FFY 22 in OTHER for $364,800
► Delete funds in FFY 21 in OTHER for $364,800
► Delete funds in FFY 20 in OTHER for $364,800
► Delete funds in FFY 19 in OTHER for $364,800
State Match - Nv
+ Increase funds in FFY 18 in OTHER from $19,200 to $146,768
► Delete funds in FFY 23 in OTHER for $19,200
► Delete funds in FFY 22 in OTHER for $19,200
► Delete funds in FFY 21 in OTHER for $19,200
► Delete funds in FFY 20 in OTHER for $19,200
► Delete funds in FFY 19 in OTHER for $19,200
Total project cost increased from $3,456,000 to $4,087,357

AMERICAN OVERSIGHT
NV-DA-20-0615-A-001941

1263 South Stewart Street
Carson City, Nevada 89712
Phone: (775) 888-7440
Fax: (775) 888-7201

MEMORANDUM

June 27, 2018

TO: **Department of Transportation Board of Directors**
FROM: **Rudy Malfabon, Director**
SUBJECT: **July 9, 2018 Transportation Board of Directors Meeting**
Item #11: **Old Business**

Summary:

This item is to provide follow up and ongoing information brought up at previous Board Meetings.

Analysis:

a. Report of Outside Counsel Costs on Open Matters - *Informational item only.*

Please see Attachment A.

b. Monthly Litigation Report - *Informational item only.*

Please see Attachment B.

c. Fatality Report dated June 6, 2018- *Informational item only.*

Please see Attachment C.

List of Attachments:

a. Report of Outside Counsel Costs o*n Open Matters - Informational item only.*
b. Monthly Litigation Report - *Informational item only.*
c. Fatality Report dated June 6, 2018 - *Informational item only.*

Recommendation for Board Action:

Informational item only.

AMERICAN OVERSIGHT

OPEN NDOT - OUTSIDE COUNSEL CONTRACTS AS OF JUNE 20, 2018

	Case/Project Name	Contract Period	Contract and Amendment Date	Contract and Amendment Amount	Total Contract Authority	Contract Authority Remaining
Nossaman, LLP	Project Neon	3/11/13 - 12/31/20	3/11/13	$ 1,400,000.00		
	Legal and Financial Planning	Amendment #1	1/14/14	$ 2,000,000.00		
		Amendment #2	12/15/15	$ 300,000.00		
	NDOT Agmt No. P014-13-015				$ 3,700,000.00	$ 145,013.74
Sylvester & Polednak, Ltd.	NDOT vs. Wykoff	2/27/13 - 1/31/19	2/27/13	$275,000.00		
	8th JD - A-12-656578-C					
	Warms Springs Project - Las Vegas					
	NDOT Agmt No. P071-13-004	Amendment #1	1/23/15	Extension of Time		
		Amendment #2	5/13/15	$ 150,000.00		
		Amendment #3	6/24/16	$ 65,000.00		
		Amendment #4	1/19/17	Extension of Time		
		Amendment #5	10/6/17	$ 50,000.00	$ 540,000.00	$ 20,270.21
Sylvester & Polednak, Ltd.	NDOT vs. I-15 & Cactus	2/27/13 - 2/28/19	2/27/13	$ 200,000.00		
	Cactus Project - Las Vegas					
	8th JD - A-12-664403-C					
	NDOT Agmt No. P074-13-004	Amendment #1	2/17/15	Extension of Time		
		Amendment #2	10/6/17	$ 95,000.00	$ 295,000.00	$ 30,048.67
Kemp, Jones, Coulthard	Nassiri vs. NDOT	7/17/13 - 2/28/19	7/17/13	$ 280,000.00		
	8th JD A672841					
	NDOT Agmt No. P290-13-004	Amendment #1	2/12/15	$ 475,000.00		
		Amendment #2	8/12/15	$ 375,000.00		
		Amendment #3	1/17/17	$ 100,000.00	$ 1,230,000.00	$ 341.69
Sylvester & Polednak	First Presbyterian Church	7/17/14 - 7/31/18	7/17/14	$ 280,000.00		
	Project Neon	Amendment #1	6/29/16	Extension of Time		
	NDOT Agmt No. P327-14-004				$ 280,000.00	$ 206,697.55

Contracts Closed Or Expired Since Last Report:

Vendor	Case/Project Name	Contract Period	Contract and Amendment Date	Contract and Amendment Amount	Total Contract Authority	Contract Authority Remaining
* Richard G. Campbell, Jr., Inc.	Legal Support for utility matters relating to	5/14/14 - 5/31/18	5/14/14	$ 250,000.00		
Novation Agreement	Project Neon and Boulder City Bypass					
from Downey Brand, LLP	NDOT Agmt No. P210-14-004				$ 250,000.00	$ 245,570.00

* The firm of Richard G. Cambell, Jr., Inc. has entered into a novation agreement taking over from the prior firm of Downey Brand, LLP representing the Department in utility matters relating to condemnation.

AMERICAN OVERSIGHT

Monthly Litigation Report to the Nevada Department of Transportation - June 20, 2018				
Case Name	Nature of Case	Outside Counsel to Date		
		Fees	Costs	Total
Condemnations				
NDOT vs. 1916 Highland Properties, Ltd.	Eminent domain - Project Neon			
NDOT vs. Ad America, Inc. (Neon-Silver Ave.)	Eminent domain - Project Neon			
NDOT vs. Danisi, Vincent, J. III	Eminent domain - Project Neon Administrative Action for Relocation Benefits			
NDOT vs. ERGS, Inc.	Eminent domain - US 50			
NDOT vs. Jackson, Darrell, et al.	Eminent domain - Project Neon			
NDOT vs. Nashlund, Brett A., et al.	Eminent domain - US 50			
NDOT vs. Perry, Justin, et al.	Eminent domain - US 50			
* NDOT vs. Sharples, John; Sharples, Bonnie	Eminent domain - Project Neon - Appealed	$ 76,734.00	$ 17,905.04	$ 94,639.04
NDOT vs. Traxler, John R., et al.	Eminent domain - US 50			
NDOT vs. Wykoff Newberg Corporation	Eminent domain - I-15 and Warm Springs	$ 456,150.64	$ 63,579.15	$ 519,729.79
		$ 532,884.64	$ 81,484.19	$ 614,368.83
Inverse Condemnations				
FLP Holdings, LLC	Inverse condemnation			
Lagomarsino, Norma vs. NDOT	Inverse condemnation			
Nassiri, Fred vs. NDOT	Inverse condemnation	$ 1,055,721.84	$ 171,237.77	$ 1,226,959.61
Stak 2 Holdings, LLC	Inverse condemnation			
Village Springs, LLC	Inverse condemnation			
		$ 1,055,721.84	$ 171,237.77	$ 1,226,959.61
Cases Closed and Removed from Last Report:				
None				
New case appear in red.				
* These totals show the combined funds expended in closed Agreement P434-14-004 and closed Agreement P718-16-004.				

AMERICAN OVERSIGHT

Monthly Litigation Report to the Nevada Department of Transportation - June 20, 2018				
Case Name	Nature of Case	Outside Counsel to Date		
		Fees	Costs	Total
Torts		$ -	$ -	$ -
Abrego, Jose vs. NDOT	Plaintiff alleges negligence and personal injury			
Cannon, Candy vs. NDOT	Plaintiff alleges negligence and personal injury			
Corbin, Kaleb vs. NDOT	Plaintiff alleges negligence and personal injury			
Ducoing, Holly Ann vs. NDOT; et al	Plaintiff alleges negligence and personal injury			
Hendrickson, Cynthia vs. NDOT	Plaintiff alleges negligence and personal injury			
Hitzemann, Darrell, et al. vs. Las Vegas Paving; NDOT	Plaintiff alleges negligence and personal injury			
Liu, Hui vs. Clark County and NDOT	Plaintiff alleges negligence and wrongful death			
NDOT vs. Tamietti	NDOT seeks injunct. relief to prevent closing access			
Simpson, David W., et al vs. NDOT	Plaintiff alleges wrongful death			
Sloane, Miguel vs. NDOT	Plaintiff alleges negligence and personal injury			
Vezina, Macy vs. Fedex Freight et al.; NDOT, et al.	Defendant third-party complaint alleging negligence			
Contract Disputes				
Road and Highway Builders vs. NDOT	Plaintiff alleges Contract #3699 awarded in error			
Miscellaneous				
Hawhee, William L. and Hawhee, Dianne P. vs. NDOT	Complaint for Quiet Title			
Laborer' International Union vs. Labor Commissioner, NDO	Petition for Judicial Review			
Personnel Matters				
Akinola, Ayodele vs. State, NDOT	Personnel Matter			
Boice, Rocky vs. State, NDOT	Personnel Matter			
Bonnet, Bobby vs. State, NDOT	Personnel Matter			
Cosio, Christine vs. NDOT	Personnel Matter			
Crawford, Kendrick, vs. State, NDOT	Personnel Matter			
Smith, Monika vs. State, NDOT	Personnel Matter			
Wells, Jonathan vs. State, NDOT	Personnel Matter			
Cases Closed and Removed from Last Report:				
Cerini, Cheri vs. NDOT	Personnel Matter			
King-Schmidt, Barbara vs. NDOT	Plaintiff alleged negligence and personal injury			
Zenor, Chad T. vs. State, NDOT	Personnel Matter			
New case appears in red.				

AMERICAN OVERSIGHT

Outside Counsel
Fees and Costs of Open Cases
as of June 20, 2018

Category	Fees	Costs	Total
Condemnation Litigation	$ 532,884.64	$ 81,484.19	$ 614,368.83
Inverse Condemnation Litigation	$ 1,055,721.84	$ 171,237.77	$ 1,226,959.61
Construction Litigation	0	0	0
Personnel Litigation	0	0	0
Tort Claim Litigation	0	0	0
	$ 1,588,606.48	$ 252,721.96	$ 1,841,328.44

AMERICAN OVERSIGHT

DATE OF REPORT: 06/06/2018
DATA AS OF: 05/31/2018

TO: PUBLIC SAFETY, DIRECTOR NDOT, HIGHWAY SAFETY COORDINATOR, NDOT TRAFFIC ENGINEERING, FHWA, LAW ENFORCEMENT AGENCIES

FROM: THE OFFICE OF TRAFFIC SAFETY, STATE FATAL DATA
PREPARED BY: MARIA MADERA, FATAL ANALYST

SUBJECT: FATALITIES BY COUNTY, PERSON TYPE, DAY, MONTH, YEAR AND PERCENT CHANGE.

Month	2017 Crashes	2018 Crashes	% Change	Month	2017 Fatals	2018 Fatals	% Change
JAN	31	21	-32.26%	JAN	32	23	-28.13%
FEB	21	26	23.81%	FEB	24	29	20.83%
MAR	22	25	13.64%	MAR	24	26	8.33%
APR	24	16	-33.33%	APR	24	17	-29.17%
MAY	23	21	-8.70%	MAY	23	27	17.39%
JUN			0.00%	JUN			0.00%
JUL			0.00%	JUL			0.00%
AUG			0.00%	AUG			0.00%
SEP			0.00%	SEP			0.00%
OCT			0.00%	OCT			0.00%
NOV			0.00%	NOV			0.00%
DEC			0.00%	DEC			0.00%
TOTAL	121	109	**-9.92%**	**TOTAL**	127	122	**-3.94%**

KNOWN FATAL COMPARISON BETWEEN 2017 AND 2018.

COUNTY	2017 Crashes	2018 Crashes	% Change	2017 Fatalities	2018 Fatalities	% Change	2017 Occupants	2018 Occupants	% Change	2017 Unrestrained	2018 Unrestrained	% Change
CARSON	0	1	100.00%	0	1	100.00%	0	1	100.00%	0	0	0.00%
CHURCHILL	3	2	-33.33%	3	2	-33.33%	2	2	0.00%	1	0	-100.00%
CLARK	92	79	-14.13%	96	86	-10.42%	43	45	4.65%	18	10	-44.44%
DOUGLAS	3	0	-100.00%	3	0	-100.00%	3	0	-100.00%	1	0	-100.00%
ELKO	1	2	100.00%	1	2	100.00%	1	2	100.00%	0	2	200.00%
ESMERALDA	1	1	0.00%	2	1	-50.00%	4	0	-100.00%	0	0	0.00%
EUREKA	0	0	0.00%	0	0	0.00%	0	0	0.00%	0	0	0.00%
HUMBOLDT	1	0	-100.00%	1	0	-100.00%	1	0	-100.00%	0	0	0.00%
LANDER	1	0	-100.00%	1	0	-100.00%	1	0	-100.00%	1	0	-100.00%
LINCOLN	0	2	200.00%	0	2	200.00%	0	2	200.00%	0	0	0.00%
LYON	2	3	50.00%	2	4	100.00%	2	4	100.00%	2	0	-100.00%
MINERAL	0	1	100.00%	0	1	100.00%	0	1	100.00%	0	0	0.00%
NYE	1	3	200.00%	1	7	600.00%	1	7	600.00%	0	2	200.00%
PERSHING	0	2	200.00%	0	2	200.00%	0	2	200.00%	0	1	100.00%
STOREY	0	0	0.00%	0	0	0.00%	0	0	0.00%	0	0	0.00%
WASHOE	16	13	-18.75%	17	14	-17.65%	14	8	-42.86%	3	0	-100.00%
WHITE PINE	0	0	0.00%	0	0	0.00%	0	0	0.00%	0	0	0.00%
TOTAL	**121**	**109**	**-9.92%**	**127**	**122**	**-3.94%**	**72**	**74**	**2.78%**	**26**	**15**	**-42.31%**

KNOWN COMPARISON OF FATALITIES BY PERSON TYPE BETWEEN 2017 AND 2018.

COUNTY	2017 Pedestrian	2018 Pedestrian	% Change	2017 Motorcyclist	2018 Motorcyclist	% Change	2017 Bicyclist	2018 Bicyclist	% Change	2017 Other Scooter, Moped, ATV	2018 Other Scooter, Moped, ATV	% Change
CARSON	0	0	0.00%	0	0	0.00%	0	0	0.00%	0	0	0.00%
CHURCHILL	1	0	-100.00%	0	0	0.00%	0	0	0.00%	0	0	0.00%
CLARK	34	23	-32.35%	18	13	-27.78%	3	3	0.00%	1	2	100.00%
DOUGLAS	0	0	0.00%	0	0	0.00%	0	0	0.00%	0	0	0.00%
ELKO	0	0	0.00%	0	0	0.00%	0	0	0.00%	0	0	0.00%
ESMERALDA	0	0	0.00%	0	1	100.00%	0	0	0.00%	0	0	0.00%
EUREKA	0	0	0.00%	0	0	0.00%	0	0	0.00%	0	0	0.00%
HUMBOLDT	0	0	0.00%	0	0	0.00%	0	0	0.00%	0	0	0.00%
LANDER	0	0	0.00%	0	0	0.00%	0	0	0.00%	0	0	0.00%
LINCOLN	0	0	0.00%	0	0	0.00%	0	0	0.00%	0	0	0.00%
LYON	0	0	0.00%	0	0	0.00%	0	0	0.00%	0	0	0.00%
MINERAL	0	0	0.00%	0	0	0.00%	0	0	0.00%	0	0	0.00%
NYE	1	0	-100.00%	0	0	0.00%	0	0	0.00%	0	0	0.00%
PERSHING	0	0	0.00%	0	0	0.00%	0	0	0.00%	0	0	0.00%
STOREY	0	0	0.00%	0	0	0.00%	0	0	0.00%	0	0	0.00%
WASHOE	3	2	-33.33%	2	3	50.00%	0	0	0.00%	0	1	100.00%
WHITE PINE	0	0	0.00%	0	0	0.00%	0	0	0.00%	0	0	0.00%
TOTAL	**39**	**25**	-35.90%	**20**	**17**	-15.00%	**3**	**3**	0.00%	**1**	**3**	200.00%

THIS DATA DOES NOT INCLUDE DATA FIELDS MARKED BY THE OFFICER AS UNKNOWN.
2018 DATA IS PRELIMINARY AND DOES NOT NECESSARILY INCLUDE FINAL REPORTS (FORM 5, CORONER, AND/OR TOXICOLOGY).
2017 DATA IS NOT FINAL UNTIL THE END OF DECEMBER.

AMERICAN OVERSIGHT

Impaired (Alcohol, Marijuana, Other Drugs, and Multiple) data will be provided as part of this report every 6 months; 07/07 & 01/07.

Key: Fatalities= Total number of reported fatals (vehicle occupants, pedestrian, motorcyclist, bicyclist, and other).
Vehicle Occupants = Driver and occupant fatalities in a motor vehicle.
Vehicle Unrestrained = Driver and occupant fatalities in a motor vehicle unrestrained.
Pedestrian =A person fatality who is on foot or on a personal conveyance on the roadway.
Motorcyclist= A person riding a motor vehicle that has a seat or saddle for the use of its operator and is designed to travel on not more than three wheels in contact with the ground that is on the roadway involved in a fatal. Does not include scooters or mopeds.
Bicyclist= A person on a non-motorized other road vehicle propelled by pedaling (bicycle, tricycle, unicycle, pedalcar) on the roadway involved in a fatal.
Other = A person on a scooter, moped, ATV, or other motorized vehicle not captured above on a roadway involved in a fatal.

AMERICAN OVERSIGHT

Stephanie M. Klapstein

From: Sierra Davies <sierra@kps3.com>
Sent: Monday, May 21, 2018 9:50 AM
To: Brian Baluta
Subject: June Newsletter to Review
Attachments: kps3.jpg; 18GOED007 - June Newsletter - 01 - Pages.pdf

Hi Brian,

I have attached the newsletter PDF for you to review. As a reminder, we are still waiting on the story for page 3 – right now, the page is being filled with generic filler text. Also, for the story on the last spread, even with the graphic, it's not quite large enough to fill the space, so we're thinking we'd throw a generic Nevada stock photo in there unless you have something that works that you can send over.

Sierra Davies
c. 530.306.4307 | e. sierra@kps3.com

KPS3
500 Ryland St. #300
Reno, NV 89502

AMERICAN OVERSIGHT

NV-DA-20-0615-A-001949

Nevada Governor's Office of
ECONOMIC DEVELOPMENT
Empowering Success



The ECONOMIC PULSE

JUNE. 2018

Driverless ride share launches in Las Vegas

This May, a global technology leader in mobility, incentivized by GOED, launched of a fleet of **30 autonomous vehicles in Las Vegas** on the Lyft network. Aptiv PLC operates the vehicles on its fully-integrated autonomous driving platform, which are made available to the public in partnership with Lyft. On an opt-in basis, passengers have the ability to hail self-driving vehicles equipped with Aptiv technology to and from high-demand locations.

> *"With Aptiv's autonomous driving technology deployed throughout Las Vegas and broadly accessible through the Lyft app, a wide range of consumers will be able to share the experience of autonomous vehicles in a complex urban environment," said Kevin Clark, Aptiv president and chief executive officer. "More importantly, the resulting knowledge and data will allow us to* **further refine our autonomous driving capabilities and strengthen our portfolio of industry-leading active safety solutions.**"



AMERICAN OVERSIGHT

Story continued on next page »

NV-DA-20-0615-A-001950

The combination of Aptiv's autonomous driving technology and Lyft's ride-hailing app is the expansion of a successful partnership that launched in Las Vegas during CES 2018. That initial pilot provided more than 400 self-driving rides to the public and earned an average customer rating of 4.99 out of five stars. Like the CES program, vehicles will be operated by highly-trained safety drivers.



In March, the GOED board voted to approve Aptiv's application for tax abatements and two months later the company has already surpassed it projected number of jobs created and currently lists openings in Las Vegas for IT, engineering, and office administration positions.

GOED Executive Director Paul Anderson said Aptiv is exactly the sort of operation Nevada hoped to attract when last year the state legislature passed and Governor Brian Sandoval signed into law some of the most forward-looking autonomous vehicle regulations in the country.

"The holy grail for economic development is research and development," said Anderson. "And because of what it does — **attract some of the smartest people in the world and bring in talent** *— it becomes an entrepreneurial model to economic development."*



Headline

Lorem ipsum dolor sit amet, consectetur adipiscing elit. Proin tempus consequat sem vitae tristique. Nullam semper mi vel ultricies bibendum. Vivamus purus tortor, sollicitudin sit amet finibus at, sollicitudin a enim. Maecenas eu bibendum nunc. Duis efficitur ipsum nec varius placerat. Curabitur ultricies, lectus quis rutrum imperdiet, leo tellus luctus lorem, quis egestas metus est et enim. In eu tellus metus. Sed commodo, ipsum at viverra pharetra, lacus lectus egestas mauris, non molestie felis odio vitae turpis.

Nunc et fringilla odio. Sed fringilla placerat quam at vulputate. Curabitur a nunc erat. Nulla dignissim eget enim vitae ultricies. Vivamus a neque a dolor dapibus bibendum at a quam. Vivamus at efficitur purus, at ullamcorper diam. Mauris eget pulvinar diam.

Nunc tincidunt congue nunc et vestibulum. Proin facilisis nibh neque, eget scelerisque velit pharetra eget. Nam sed condimentum ligula, at maximus lectus. Etiam et libero sed massa viverra iaculis. Mauris lobortis eleifend fermentum. Etiam mattis dolor dictum erat vulputate fringilla. In hac habitasse platea dictumst.

Phasellus convallis ipsum sed enim vulputate faucibus. In id nisi id justo cursus fringilla. Mauris laoreet metus sit amet venenatis congue. Nam porttitor risus sit amet hendrerit tempor. Integer id urna aliquet, facilisis mi at, pharetra nisi. Sed mollis ante augue, accumsan aliquam risus pellentesque eget. Morbi suscipit est id lacus eleifend condimentum. Cras interdum velit mi, a molestie nisl dapibus sed. Sed feugiat interdum diam, in pretium risus commodo non. Sed nisi mi, cursus nec risus quis, scelerisque suscipit lacus. In nibh sem, dictum aliquam ipsum vitae, rutrum sodales odio. Nullam sed magna cursus, condimentum libero eu, fringilla lectus. Donec sed tempor ex, luctus pellentesque lacus. Pellentesque habitant morbi tristique senectus et netus et malesuada fames ac turpis egestas. Lorem ipsum dolor sit amet, consectetur adipiscing elit. Mauris justo dolor, gravida id erat sit amet, fringilla sollicitudin risus.

›› *Read more:* **https://stateofecondev.com/wp-content/uploads/2018/01/2018-State-of-Econ-Dev-LVGEA.pdf**









GOED listening tour covers 1,000 miles

In April, GOED's Executive Director Paul Anderson, Director of Rural Economic and Community Matthew Moore and Communications Director Brian Baluta undertook a **three-day, 1,000-mile listening tour** to connect with the Regional Development Authority partners and stakeholders across the vast Silver State.

All told, the trip featured stops in Pahrump, Fallon, Carson City, Eureka, Ely, Panaca and Caliente, for sessions with Nye County Regional Economic Development Authority (NCREDA), HWY 95 Rural Development Authority (HWY95), Northern Nevada Development Authority (NNDA), Northeastern Nevada Regional Development Authority (NNRDA), and Lincoln County Regional Development Authority (LCRDA).

The tour underscored:

1. Nevada's rural communities share many assets and challenges, including issues with federal land management, affordable housing, workforce development, and infrastructure.
2. There are many engaged and motivated individuals on the ground working diligently to face these challenges and build on opportunities.
3. GOED and the rural RDAs will continue to work closely to help ensure all of Nevada shares in growth and prosperity.

AMERICAN OVERSIGHT

NV-DA-20-0615-A-001953

Governor Sandoval nominates 61 Opportunity Zones

In April, Governor Brian Sandoval today nominated 61 opportunity zones, pursuant to the Tax Cuts and Jobs Act of 2017, which established an **Opportunity Zone tax incentive, designed to encourage long-term private investment in low-income communities.**

The nominated census tracts from across Nevada can be found here: http://www.diversifynevada.com/programs-resources/opportunity-zones

> *"During my time as Governor, we have invested significant resources in Nevada," Governor Sandoval said. "While we have seen substantial returns, there are still parts of our state that need additional assistance.* **It is my hope that by nominating these 61 low-income opportunity zones, private investors will choose to fund projects in these areas that benefit the Nevadans who need it most.** *What's more, we believe that communities surrounding the 61 opportunity zones will also benefit from investment in the zones."*

61 opportunity zone nominations directly impact more than **230,000** Nevadans in some of Nevada's most disadvantaged communities.

Average family income is approximately **$37,000** — just **60%** of median statewide family income of approximately **$62,500**.

Average unemployment rate from **2011-2015** was **16%** — nearly **2x** greater than the national unemployment rate.

PolicyMap's Jeremy Nowak praised Nevada's approach to the nominations. "The Governor's office did a great job of taking a data driven approach…Hats off to Nevada."

Good Nevada news, by the numbers

For the first quarter of 2018, State Policy Reports' Index of State Economic Momentum – which ranks states based on personal income growth, employment growth, and population growth – **ranked Nevada No. 1**

Between the fourth quarter of 2016 and the same period in 2017, Nevada had the **strongest year-over-year growth in personal income**, and held the distinction of being the only state to record growth greater than 6%.

Federal data released in May showed in 2017 Nevada's **gross domestic product (GDP)** grew 3.5% after increasing 2.1% in 2016, **good for No. 3 in the nation.**

The Bureau of Economic Analysis data depict expansion across the state's economy, with real GDP increasing for nearly every major industry. Real estate served as the largest contributor to overall GDP, followed by durable goods manufacturing.

Nevada's GDP numbers also reflect steady in-migration to the state. According to Census estimates, its **population climbed 2 percent last year**, the largest increase nationally behind only Idaho.

According to the Nevada Department of Employment, Training & Rehabilitation (DETR) March 2018 economic report, Nevada added 3,500 jobs bringing employment in the state of Nevada to a **record high of 1,373,700 jobs**. Unemployment in March remained constant at 4.9%.

DETR's report also notes that in the fourth quarter of 2017, **personal income in Nevada reached $136 billion**, up 6.4% from a year ago. This increase has been ongoing in 30 of the past 31 quarters.

Additionally, Nevada's average personal income growth has exceeded that for the U.S. over 14 of the past 16 quarters, with income gains in the state averaging 5.1%, compared to 3.5% in the U.S.

"Although we are seeing some slight changes in employment and unemployment measures in March, state employment remains strong," David Schmidt, Chief Economist for DETR said. "Estimates show Nevada's labor force has averaged 1.49 million in the first quarter of 2018, up from 1.45 million during the same period in 2017. **This translates into an increase of 40,160 more Nevadans in the labor force, either working or actively seeking employment."**

No. 1	**in economic momentum, Q1 2018.**
No. 1	**in personal income growth, 2017.**
No. 3	**in GDP growth, 2017.**
No. 2	**in population growth, 2017.**

Record high 1,373,700 Nevadans employed, March 2018.

*PolicyMap's Jeremy Nowak praised Nevada's approach to the nominations. "***The Governor's office did a great job of taking a data driven approach…Hats off to Nevada."**

News

"Clark County expects the new NFL stadium will be a notable new draw for consumers and visitors," Moody's Patrick Liberatore wrote, adding that the stadium and upcoming expansion of the Las Vegas Convention Center should allow the city to host larger events and diversify visitor draws.

» *Read more:* **https://www.reviewjournal.com/business/stadium/las-vegas-stadium-to-boost-nevadas-economy-says-moodys/**

Upcoming Events

2018 GOED BOARD MEETINGS	TIME	NORTHERN LOCATION	SOUTHERN LOCATION
July 17 September 20 November 15	**1pm**	The Capitol Assembly Chambers Nevada Capitol Building, Carson City	Governor's Conference Room Grant Sawyer Building, Las Vegas

Board Members

Governor Brian Sandoval,
Chairman

Lieutenant Governor
Mark Hutchison

Secretary of State Barbara Cegavske

Mr. James Barrett,
President, the JABarrett Company

Dr. Dana Bennett,
President, Nevada Mining Association

Mr. Dan Klaich,
Voting member at-large

Mr. Adam Kramer,
Executive Vice President of Strategy, Switch

Mr. Rob Roy,
CEO/Founder, Switch

Dr. Weldon (Don) Havins, MD, JD,
Professor and Director of Medical Jurisprudence and Ophthalmology, Touro University Nevada

Dr. Thom Reilly,
Chancellor, Nevada System of Higher Education

Mr. Don Soderberg,
Director, Department of Employment, Training and Rehabilitation

Mr. Raymond Specht,
Founder & CEO, Specht Leadership Consulting

1.800.336.1600

808 West Nye Lane, Carson City, NV 89703
555 E. Washington Avenue, Suite 5400, Las Vegas, NV 89101

Nevada Governor's Office of
ECONOMIC DEVELOPMENT
Empowering Success

www.diversifynevada.com | 702.486.2700

AMERICAN OVERSIGHT

NV-DA-20-0615-A-001957

Stephanie M. Klapstein

From: Route Fifty Today <news@e.routefifty.com>
Sent: Thursday, October 18, 2018 4:01 AM
To: Mark Hutchison
Subject: Local energy storage is a clever infrastructure innovation

Problems viewing? View as a web page

Connecting state and local government leaders

Route Fifty Today October 18, 2018

Local Energy Storage Is a Clever Infrastructure Innovation

GREGOR MACDONALD | SPECIAL TO ROUTE FIFTY | Projects are already appearing in Massachusetts independent of the state's grant program.

Where Job Prospects Improve for Those With a College Degree

KATE ELIZABETH QUERAM | There are more college-educated Americans than jobs requiring that level of education, according to the Urban Institute.

Most Big Cities Are Planning for Autonomous Vehicles

DAVE NYCZEPIR | The National League of Cities has seven recommendations for those looking to launch pilots.

Brought to you by Grant Thornton

The vulnerabilities uncovered in the 2016 election cycle were designed to undermine voter integrity and public trust. State and local government election officials are required to move beyond simply ensuring voting is free, fair and accessible, but also ensure the cybersecurity of our election processes.

Grant Thornton has defined five key areas for state and local government officials to focus limited resources to minimize election systems risk. Learn where to start: https://gt-us.co/electionsecurity

AMERICAN OVERSIGHT

Signs of Strong Interest in 'Opportunity Zones,' as Investors Await Regulations

BILL LUCIA | "The number of dollars that are flooding to the space right now, far outpace the pace that we can actually deploy that capital responsibly," says an executive at one investment firm.

Study Shows Why State Pension Plans May Want to Avoid External Asset Management

MICHAEL GRASS | STATE AND LOCAL ROUNDUP | Rare polio-like disease spreads to 22 states … Tornado Alley's eastward shift … and disaster unemployment insurance in Florida.

Nebraska Expands Voting-by-Mail to More of Its Rural Counties

MICHAEL GRASS | Voter participation jumped during a pilot project.

Algorithms Can't Fix Societal Problems—And Often Amplify Them

DAVE GERSHGORN | QUARTZ | Activists and researchers argue that artificial-intelligence tools, including those used by governments, reflect the problems already present in the systems they're automating.

DHS Downplays Report That Data Thieves Are Selling Millions of Voters' Data

PATRICK TUCKER | DEFENSE ONE | But personal data from voting rolls is more public than many people likely realize.

How Fentanyl Changes the Opioid Equation

CHRISTINE VESTAL | THE PEW CHARITABLE TRUSTS | Fentanyl can cause rashes of overdoses and deaths when it is slipped into the local heroin supply.

Read About Our 50 Navigator Award Finalists

We're still a few weeks from naming our 10 winners. In the meantime, look through the profiles on the finalists by category.

Brought to you by Grant Thornton

The vulnerabilities uncovered in the 2016 election cycle were designed to undermine voter integrity and public trust. State and local government election officials are required to move beyond simply ensuring voting is free, fair and accessible, but also ensure the cybersecurity of our election processes.

Grant Thornton has defined five key areas for state and local government officials to focus limited resources to minimize election systems risk. Learn where to start: https://gt-us.co/electionsecurity

AMERICAN OVERSIGHT

NV-DA-20-0615-A-001959

ROUTE FIFTY // CUSTOMER SERVICE // CONTACT US // PRIVACY POLICY // UNSUBSCRIBE

This message was sent from Route Fifty to mhutchison@ltgov.nv.gov. You have been sent Route Fifty Today because you have opted in to receive it. Note: It may take our system up to two business days to process your unsubscribe request and during that time you may receive one or two more newsletters. Thank you for reading Route Fifty Today.



Government Executive Media Group, 600 New Hampshire Avenue NW, Washington, DC 20037

AMERICAN OVERSIGHT

Stephanie M. Klapstein

From: Imhoff, Olivia P. EOP/WHO <Olivia.P.Imhoff2@who.eop.gov>
Sent: Friday, April 12, 2019 5:11 PM
Cc: Horning, Daniel M. EOP/WHO; Pottebaum,Nic D. EOP/WHO; Crozer, William F.EOP/WHO
Subject: Logistics Information: April 17, 2019 Opportunity Zone Conference with State, Local, Tribal, & Community Leaders
Attachments: April 17 Opportunity Zone Conference Breakout Sessions -Agenda.pdf

Good evening,

Please see the information below in preparation for the **Opportunity Zone Conference & Breakout Sessions with State, Local, Tribal, & Community Leaders,** on Wednesday, April 17, 2019. Attached you will find an agenda for the conference and breakout sessions.

DATE: Wednesday, April 17, 2019 from 1:00 p.m. to 5:05 p.m. Eastern Time

LOCATION: Eisenhower Executive Office Building (EEOB) on the White House Complex.

ARRIVE AT: 17th Street NW and State Place NW, Washington D.C., 20502.

ARRIVAL TIME AND SECURITY PROCESS: Attendees can begin arriving on the White House Complex at 12:00 p.m. Please arrive at 17th and State Place **no later than 12:45 p.m.** to allow time to get through security.

Upon your arrival, Secret Service will check your driver's license, passport, or other government issued photo ID. This must be a current, valid form of identification. Paper copies and expired IDs will not be accepted. Keep in mind that if there are any discrepancies (including minor "typos") between the personal information that you submit and what is listed on your identification, this will delay your entrance into the EEOB. We strongly advise that all guests confirm that their personal information is correct before passing it along.

After your identification has been checked, you will go through security similar to what you are used to seeing at the airport. You will then be issued a temporary badge that will give you access to the Eisenhower Executive Office Building. Please plan to spend at least 15 minutes passing through security.

CONFERENCE END TIME: 5:05 p.m., followed by an optional reception ending at 6:15 p.m.

ITEMS ALLOWED: Most items are allowed into the Eisenhower Executive Office Building. You'll be able to bring purses, backpacks, phones, etc. Luggage is allowed. Prohibited items include guns, ammunition, fireworks, electric stun guns, mace, martial arts weapons/devices, or knives of any size. If you are unsure about a certain item, please feel free to reach out to our office for clarification.

ATTIRE: Business professional.

AGENDA: See attachment.

CONTACT: If you need help or have a specific question that was not addressed in this email, please contact Olivia Imhoff at Olivia.P.Imhoff2@who.eop.gov.

Sincerely,

AMERICAN OVERSIGHT

Olivia Imhoff
White House Office of Intergovernmental Affairs
C: 202-881-7466

AMERICAN OVERSIGHT

THE WHITE HOUSE

Opportunity Zone Conference & Breakout Sessions with State, Local, Tribal, & Community Leaders

Wednesday, April 17, 2019

AGENDA

12:45 p.m. **Conference Attendees Seated**
Eisenhower Executive Office Building, South Court Auditorium

1:00 p.m. **Welcome & Remarks from Federal Leaders**
Eisenhower Executive Office Building, South Court Auditorium
- Doug Hoelscher, *Deputy Assistant to the President & Director, Intergovernmental Affairs*
- Kevin Hassett, *Assistant to the President & Chairman, Council of Economic Advisers*
- Larry Kudlow, *Assistant to the President & Director, National Economic Council*
- Secretary Steven Mnuchin, *U.S. Department of Treasury*
- Secretary Ben Carson, *U.S. Department of Housing & Urban Development*

2:00 p.m. **Panel Discussion with Federal, State, & Community Leaders**
Eisenhower Executive Office Building, South Court Auditorium

2:55 p.m. **Plenary Closing Remarks**
Eisenhower Executive Office Building, South Court Auditorium
- Brooke Rollins, *Assistant to the President for Strategic Initiatives*

3:15 p.m. **Breakout Session Round I** *(Attendees Will Attend One Session Listed Below)*
Eisenhower Executive Office Building
- Empowering Entrepreneurship & Unlocking Untapped Economic Potential
- Cultivating a 21st Century Workforce for Opportunity Zone Businesses
- Renewing Tribal Lands & Expanding Opportunity
- Understanding Federal Guidance

4:15 p.m. **Breakout Session Round II** *(Attendees Will Attend One Session Listed Below)*
Eisenhower Executive Office Building
- Empowering Entrepreneurship & Unlocking Untapped Economic Potential
- Cultivating a 21st Century Workforce for Opportunity Zone Businesses
- Supporting Housing & Infrastructure in Opportunity Zones
- Understanding Federal Guidance

5:05 p.m. **Reception**
Eisenhower Executive Office Building, Secretary of War Suite

6:15 p.m. **Conference Concludes**

Times Are Subject to Change

AMERICAN OVERSIGHT

Stephanie M. Klapstein

From: Route Fifty Today <news@e.routefifty.com>
Sent: Monday, December 31, 2018 9:10 AM
To: Mark Hutchison
Subject: Looking back at 2018: A sampling of some of Route Fifty's best stories

Problems viewing? View as a web page

Connecting state and local government leaders

Route Fifty Today December 31, 2018

Figuring Out If 'Opportunity Zones' Can Revitalize Struggling Neighborhoods

BILL LUCIA | In two Alabama cities, those laying groundwork for the new tax incentive program see both promise and risks in the investments it could spur.

Elder Abuse Is the 'Silent Epidemic of Our Time'

FEB. 22 | QUINN LIBSON | The opioid abuse crisis may be contributing to a 'staggering' spike in adult protective services caseloads. And local officials fear the problem will only get worse.

Reconnecting a Community With a River That Once Brought Disaster

MARCH 6 | MICHAEL GRASS | As Minot, North Dakota continues to recover from 2011's record-setting flooding, efforts to repair the city's relationship with the Souris River continue.

Brought to you by Centurylink

Meeting the Modern Digital Demand: A Candid Poll on the Effectiveness of Workforce Collaboration Tools in State and Local Government

The rise in remote and mobile work highlight the need for government employees to be continuously connected and up to date as they serve the public. To find out if agencies are seeing dividends from these new technologies,

AMERICAN OVERSIGHT

Government Business Council (GBC) polled a random sample of 148 state and local employees in July 2018. Privacy Policy.

Download Now

Struggling Mill Town Hopes for Aquaculture-Fueled Recovery

MARCH 14 | TIMOTHY B. CLARK | America's increasing appetite for salmon could give Bucksport, Maine a much-needed economic boost.

41 States See Their Low-Income Residents Living in the Most Flood-Prone Areas

APRIL 17 | DAVE NYCZEPIR | An effort to make the National Flood Insurance Program more affordable for them would necessite private-sector involvement, according to a FEMA report.

Tens of Thousands of Fish Travel by Truck Between Great Lakes States

APRIL 19 | KATE ELIZABETH QUERAM | "There has to be a cooperative spirit or it just flat-out won't work," according to Ed Eisch, fish production program manager for the Michigan Department of Natural Resources.

This Alabama Town Reimagined Its Vacant Kmart

MAY 8 | KATE ELIZABETH QUERAM | Gadsden offers a model for 'getting beyond Kmart' other cities can follow, even if their big-box stores haven't shuttered yet.

Some States Step In to Fill Federal Void on Police Consent Decrees

JULY 29 | LAURA MAGGI | In Chicago, officials take a different path to implement law enforcement reforms.

Spending Millions to Stop the Spread of a Destructive Insect Invader

AUG. 12 | BILL LUCIA | Southeastern Pennsylvania is ground zero for an invasive species outbreak that's threatening trees and crops. Can it be contained?

Report: Many Cities Are Not Equipped to Go It Alone in the Trump Era

AUG. 14 | MITCH HERCKIS | Despite calls for local control, communities are only given a limited set of tools and are facing historic fiscal pressures. That could be a looming problem for many cities, according to a Brookings report.

FCC Approves New Rule To Limit Local Authority In 5G Rollout

SEPT. 26 | DAVE NYCZEPIR | Proponents said the order will insure that delivery of faster wireless service occurs in more areas more quickly, but a key opponent called it "extraordinary federal overreach."

When Nuisance Flooding Becomes More of a Nuisance

OCT. 6 | MICHAEL GRASS | Observations of a climate change tourist along Baltimore's low-lying waterfront.

West Virginia Tourism Goes Nuclear

OCT. 22 | KATE ELIZABETH QUERAM | The state's tourism office is partnering with a video-game company to promote Fallout 76, a role-playing game set in post-apocalyptic West Virginia.

Railroad Crossings Are Dangerous and Ripe for Disruption

NOV. 24 | MITCH HERCKIS | How we keep people on foot and in cars from getting hit by trains hasn't changed much in the last century.

How the Humble Home Water Heater Could Play a Big Role in Energy Storage

DEC. 9 | GREGOR MACDONALD | A pilot study in the Pacific Northwest shows the promise of "the unexpected battery in your basement."

Brought to you by Centurylink

Meeting the Modern Digital Demand: A Candid Poll on the Effectiveness of Workforce Collaboration Tools in State and Local Government

The rise in remote and mobile work highlight the need for government employees to be continuously connected and up to date as they serve the public. To find out if agencies are seeing dividends from these new technologies, Government Business Council (GBC) polled a random sample of 148 state and local employees in July 2018. Privacy Policy.

Download Now

This message was sent from Route Fifty to mhutchison@ltgov.nv.gov. You have been sent Route Fifty Today because you have opted in to receive it. Note: It may take our system up to two business days to process your unsubscribe request and during that time you may receive one or two more newsletters. Thank you for reading Route Fifty Today.

Government Executive Media Group, 600 New Hampshire Avenue NW, Washington, DC 20037

AMERICAN OVERSIGHT

NV-DA-20-0615-A-001966

Stephanie M. Klapstein

From: Evelyn Wheeler <Ewheeler@nnda.org>
Sent: Wednesday, May 02, 2018 3:03 PM
To: Rob Hooper; wdmiles@milesconst.com; Jeff Page; Lance Gilman -Storey County Commissioner (lance@lancegilman.com); Lance Gilman (lgilman@storeycounty.org); MIkeWilden (mwillden@gov.nv.gov); Jon Porter(jporter@portergs.com); Christina Davis(cmdavis@gov.nv.gov)
Subject: Lyon NNDA Governor Sandoval Letter
Attachments: 05022018 DAYTON OPPORTUNITY ZONE.pdf

Good Afternoon,

Please see the attached letter, it was hand delivered to Governor Sandoval's office today.

Thank you.

Evelyn Wheeler
Administrative Assistant

Northern Nevada Development Authority
O 775.883.4413 ext 0
E ewheeler@nnda.org
W www.nnda.org

Improve The State Of Your Business™

AMERICAN OVERSIGHT

NNDA | Northern Nevada Development Authority

704 West Nye Lane
Carson City, NV 89703
775.883.4413

May 2, 2018

Dear Governor Sandoval,

We are writing regarding the "qualified opportunity zone" nominations forwarded by you to the U.S. Secretary of Treasury on April 20, 2018, in accordance with the applicable federal legislation. One of the sixty-one nominations is census tract 32019960302 which includes a portion of Lyon County. Both undersigned parties to this letter had originally requested that this census tract be included as one of your nominations. We appreciate that you did include this tract, as the only one of the sixty-one nominated tracts that is "contiguous with a low-income community that is designated as a qualified opportunity zone" (Non-LIC) as defined in and allowed by the legislation. However, upon further analysis, and as parties with a deep understanding of the attributes and interests in the area, we now believe that census tract 32029970200 in Storey County, which includes the Tahoe Regional Industrial Center (TRI) property, would yield far more immediate benefits to the State as an opportunity zone because of its established position for economic growth, investment and ability to add in the near-term much-needed residential housing to the area. Because of this, we seek to withdraw our original request and support the replacement of the contiguous Non-LIC tract nominated with the tract in Storey County, as further explained in this letter.

Lyon County currently has three nominations, all of which include significant active and pending industrial parks. With the opportunity zone designation, the Crossroads Commerce Center (Crossroads), the Northern Nevada Industrial Center (NNIC) and the Traditions Project in Dayton have the potential to add and accelerate substantial investments within these industrial parks over the required 10-year federal time period. As such, the related new taxable revenues for both Fernley and Lyon County are estimated to have a significant positive impact on Lyon County which is reported to have the lowest taxable revenue of all seventeen counties in the State.

The third Lyon County nomination noted above, tract 32019960302, is the only non-LIC tract that was both submitted by Lyon County/NNDA and nominated by you and contains the Traditions Project. While not disputing the merits of this submission, all parties to the development are in agreement that the withdrawal of this census tract and its replacement with the tract impacting TRI, as would provide greater and quicker impact for the region and the state. Secondly, it is understood by all parties that the impact of this replacement would have great benefits for the Traditions project as well. We would also request that this tract (32019960302) be given top priority for a proposed recommendation by Treasury for a second round of assignments. This will be important for all in the region and the state.

The tract containing the TRI Center, as with the third Lyon County/NNDA submission, is another Non-LIC tract. Like Crossroads and NNIC, and with over 6,000-acres of remaining developable lands, the impact to Storey County as a Non-LIC nomination within the State will have a similar positive impact at TRI. There is a number of proposed investments at the TRI Center, some of which are both large-scale and may be contingent on an opportunity zone

AMERICAN OVERSIGHT

NV-DA-20-0615-A-001968

NNDA | Northern Nevada Development Authority

704 West Nye Lane
Carson City, NV 89703
775.883.4413

nomination. This development by sophisticated land owners will in our estimation drive positive economic development within the entire Sierra Region and has become a priority for our recommendations.

In addition, tax experts for TRI land owners believe an opportunity zone designation has the potential to accelerate or increase new investments by a minimum of 25% - 35% over the required 10-year federal time period. These additional investments would add millions of dollars in new property tax, sales tax and modified business tax revenue as part of the new taxable structures, equipment and related new job creation. While TRI is a recognized industrial powerhouse in Nevada, most current and significant land owners including (but not limited to) Tesla Motors, Switch and Google, enjoy 10- to 20-year abatements which leaves Storey County with far fewer new taxable revenues than many realize. An opportunity zone designation, therefore, becomes a critical part of the County's near- and long-term fiscal well-being.

Moreover, and significantly, since the suggested replacement nomination includes the only major planned residential area in Storey County, an opportunity zone nomination has the potential not only to address the current Reno MSA housing crisis, but also, to add adjacent housing to workers at TRI which is sorely lacking today.

Based on the significant benefits that would result from designation of census tract 32029970200 as a qualified opportunity zone, we are hereby withdrawing our request for the inclusion of census tract 32019960302 in this process based on the overall public interest and greater good that would be promoted and derived from a designation of the alternative TRI tract. We believe there is still an opportunity to accomplish this in conjunction with the Secretary of Treasury. To this end, we would respectfully ask you to work with Secretary of Treasury during the Treasury Department's "consideration period" outlined in the federal legislation for the inclusion and designation of census tract 32029970200 instead. Under law, the consideration period consists of the thirty (30) day period following submission of your nomination notice on April 20, 2018, which can be extended for an additional thirty (30) days upon request by you to the Secretary of Treasury.

Please contact us for any additional information that might be helpful in this process. We are extremely appreciative of all efforts to maximize these important benefits for all of Nevada.

Sincerely,

Jeffrey A. Page

Robert C. Hooper

Jeff Page, County Manager, Lyon County, NV
Rob Hooper, President and CEO, Northern Nevada Development Authority (NNDA)

AMERICAN OVERSIGHT

Stephanie M. Klapstein

From: Stephanie Walker | PORTER <SWalker@portergs.com>
Sent: Friday, March 15, 2019 12:27 PM
To: 'mmora@renoairport.com'; 'Schultz, Dean'; 'Gibson Lee; 'MichaelMoreno; 'jcunningham@renotahoeusa.com'; 'Paul Moradkhan; 'cclarke@lvchamber.com'; 'kurtfreedlund@lottointeractive.com'; 'brianward@lottointeractive.com'; Marshall McBride; Pat Whitten; 'ChrisPorter'; 'Austin Osborne; 'ricknelson@ctks.com'; 'nreid@fslc.com'; 'dmm@murraylaw.net'; 'Ryann Juden; 'jsilver@dickinsonwright.com'; 'MargarentDeFrancisco; 'blucey@washoecounty.us'; 'ggarman@gtg.legal'; 'wnoall@gtg.legal'; 'tgray@gtg.legal'; 'cmsebruce@aol.com'; 'daleg@dginform.com'; 'rhylton@vsiserve.org'; 'jim.guyre@valleyind.net'; 'leej@cityofnorthlasvegas.com'; 'barroni@cityofnorthlasvegas.com'; 'goynesbrownp@cityofnorthlasvegas.com'; 'cherchior@cityofnorthlasvegas.com'; 'tracy.gritsenko@industrialaid.com'; 'AMartin@job1one.org'; 'bkoch@empacgroupinc.com'; 'egiebler@empacgroupinc.com'; 'mike.stroud@industrialaid.com'; 'Javier.Trujillo@cityofhenderson.com'; 'VLoose@Uniquesource.com'; 'BBonafair@Uniquesource.com'; 'fnesse@accsesnj.org'; 'rromano@nysid.org'; 'fweber@tibh.org'; 'Heritage, Corey'; 'jmh3rd48 @gmail.com'; 'MarcJohnson'; 'kcarman@unr.edu'; 'mgautam@unr.edu'; Robert Herbert | PORTER; 'jslaughter@washoecounty.us'; 'jarodriguez@washoecounty.us'; 'Kathomas@washoecounty.us'; 'Solaro, David'; 'Cvuletich@washoecounty.us'; 'Nleuenhagen@washoecounty.us'; 'RobertElliott'; 'Alise Porto'; 'AdamKramer'; 'bob@opportunityvillage.org'; 'Peterson, Ronald R.'; 'MBSewald@LVChamber.com'; 'billnoonan@boydgaming.com'; 'eschulhofer@bhfs.com'; 'handerson@hightoweradvisors.com'; 'jbarrett@jabarrettcompany.com'; 'jguedry@bankofnevada.com'; 'lori.nelson@stationcasinos.com'; 'ryan.a.woodward@chase.com'; 'terrance.shirey@nsbank.com'; 'kevin_j_page@nshe.nevada.edu'; 'patrick_carter@nshe.nevada.edu'; 'treilly@nshe.nevada.edu'; 'nmackinnon@nshe.nevada.edu'; 'kbrewer@rcsiemployment.org'; 'bspotleson@VegasPBS.org'; 'vhartung@washoecounty.us'; Brian McAnallen | PORTER; 'mitch@nevadabroadcasters.org'; Stephanie Walker | PORTER; 'Joi Holliday'; 'KarlosLasane'; Cameron Gresh | PORTER; Rachel Layher | PORTER; 'tedford@phonewave.net'; 'Marta Meana'; 'bkcegavske@sos.nv.gov'; 'mhansen@shootingrangellc.com'; 'jake@shootingrangellc.com'; 'mike@shootingrangellc.com; Dan Mauer | PORTER; Javier Trujillo; 'Stephanie Garcia-Vause'; 'Chris Barker'; Mary Beth Sewald; 'Paul Moradkhan'; 'LuisValera'; 'Mridul Gautam'; HeidiGansert; Michael Flores; PhilDeLone; 'Jennifer Cunningham'; Chip Bowlby; 'JoelGrace'; 'Greg Paulk'; Jamie Rodriguez; Delen Goldberg; Ryann Juden; Joi Holliday
Subject: March 15 Week Review

March 15 Week Review

President's Budget and Congressional Appropriations

The President released his FY20 budget request early this week. Annually – the President makes a budget "blueprint" request which serves as an overview of each Department and Agency's budget justification request which will all be coming out in the coming weeks. The Budget justifications and line-item spending requests or "greenbooks" are much more detailed than the President's budget and deal more with agency goals and intended deliverables than overall administration policy priorities. After the President submits the request – Congress has the option to vote for it but does not typically exercise that options. Congress typically receives the greenbooks and justifications, conducts hearings based on those, and then sets spending based on that input, the input of members of Congress and the levels of funding in the prior fiscal year.

AMERICAN OVERSIGHT

NV-DA-20-0615-A-001970

President Trump's FY20 budget request includes $2.7 trillion in spending cuts with every department seeing a cut except for Homeland Security, Commerce, Defense and Veterans Affairs. The Department of Transportation (DOT) budget received one of the highest cuts at 22%

Meanwhile the House Appropriations Committee has released its full roster of deadlines and is preparing their spending bills FY20. Most Member offices require submissions about two weeks in advance of the subcommittee deadline. So be sure to check in with your Congressman and see when their internal deadlines are. See below for deadlines to submit appropriations requests to the subcommittees:

Agriculture – Due April 4
Commerce, Justice Science – Due April 1
Defense – April 1
Energy and Water – April 1
Financial Services – April 4
Interior – April 1
Homeland Security – April 4
Labor Health and Human Services – March 28
Legislative Branch – March 28
MilConVA- March 28
Foreign and State operations – March 28
Transportation Housing and Urban Development – April 4

Congressional Business

This week the House passed a resolution which expressed a sense of Congress that the Mueller investigation report should be made available to both the public and Congress. In an act of bipartisanship (and possibly mutual belief that the investigation will benefit their own party more than the other)– the measure passed 420 – 0 with 4 members voting "present." A casual C-SPAN viewer might have been surprised to see unanimous passage following a very lively floor debate on the resolution which was rife with admonishments of personal character and intentions.

However, the resolution does not compel the FBI to disseminate information which they were not already compelled to divulge. The law currently requires the FBI to release all non-classified information on the investigation and the kind of resolution the House passed (a "sense of Congress") is not legally binding.

The Senate did not take up the resolution due to concerns from Senate Republicans that the resolution was not specific enough. Instead the Senate voted this week to remove troops from Yemen that are not authorized by Congress and they voted on a resolution passed from the House last week which terminates the President's authority to continue his national emergency at the US/Mexico border. The vote passed but shy of the veto-proof majority. 12 Republican Senators joined their Democrat colleagues in voting for the resolution.

If the President vetos this resolution (which he has said he will) – it will be his first veto of his presidency.

Key Hearings

The House and Senate both took up the issue of Higher Education Reform in House Education and Labor and Senate HELP respectively. In the House, the committee reviewed the testimony of other members of Congress. In the Senate, the committee reviewed the issue of simplifying the student aid process including FAFSA applications and qualifications. The Senate received compelling testimony from an Alabama education advocate who provided statistics showing that 60% of students in one neighborhood of the community were audited by FAFSA for lack of proper information. The hearing highlighted the issues low-income students have completing the paperwork for their student loans – a bipartisan issue which is likely to be addressed in greater Higher Education Reform.

Administration

This week President Trump ordered all Boeing 737 Max 8 planes to be grounded until an FAA investigation concludes and/or recommended fixes are made to ensure airworthiness. This order comes after two Boeing 737 Max 8 planes unexpectedly crashed. More than one dozen pilots have complained about “unexpected nose dives” while piloting the aircraft.

There are 350 Boeing 737 Max 8 planes in the global fleet. 74 are in the United States and are all removed from service until further notice.

Other notable events

Hollywood actress Rosario Dawson (*Rent, Luke Cage*) confirmed to media outlets in Washington, DC this week that she was officially dating Presidential hopeful Sen. Corey Booker.

Up north with our neighbors in Canada: Prime Minister Justin Trudeau is tangled in controversy over the corruption charges of SNC-Lavalin and reports that Prime Minister Trudeau pressured his administration officials to drop the complaints. However the current polls still have Prime Minister Trudeau leading for Prime Minister though the Conservatives have taken an edge over the Liberals in the general poll.

Stephanie M. Klapstein

From: Miller, Douglas L <dlmiller@dot.nv.gov>
Sent: Wednesday, March 07, 2018 6:45 PM
To: Andrew Clinger
Subject: MARCH MEMO - FINAL
Attachments: CONFIDENTIAL_FINAL_2018_Mar_NDOTBoard Meeting _Memo_BES_and_AC.pdf

Andrew,

here is the memo with the addition for USA Pkwy / Electric Ave in the Dir. Report. You may receive this from my other email as well because apparently there is a connection issue with EITS so I'm sending from this email as well.
doug

Douglas Miller
Transportation Policy Analyst
Office of Governor Brian Sandoval
101 North Carson Street
Carson City, NV 89706

O: 775.684.5681
C: 775.301.8193
E: dlmiller@dot.nv.gov

This communication, including any attachments, may contain confidential information and is intended only for the individual or entity to whom it is addressed. Any review, dissemination or copying of this communication by anyone other than the intended recipient is strictly prohibited. If you are not the intended recipient, please contact the sender by reply e-mail and delete all copies of the original message.

AMERICAN OVERSIGHT

BRIAN SANDOVAL
GOVERNOR

DOUGLAS MILLER

TRANSPORTATION POLICY ANALYST
EMAIL: Douglas.Miller@gov.nv.gov
TELEPHONE: 775-684-5681
FAX: 775-684-5683

STATE OF NEVADA
OFFICE OF GOVERNOR BRIAN SANDOVAL
One Hundred One North Carson Street
Carson City, Nevada 89701

****PRIVILEGED AND CONFIDENTIAL****

DATE: March 7, 2018

TO: Governor Brian Sandoval;
Andrew Clinger, Senior Advisor to the Governor

FROM: Douglas Miller

RE: **NDOT Agenda Summary: March 12, 2017**
Transportation Board Meeting

AGENDA ITEM #1 – NDOT Director's Report – ***Informational***

Item #1: Announce the appointment of Cole Mortensen as the Asst. Dir. For Engineering / Chief Engineer.

Item #2: EMERGENCY OPERATIONS

Winter Operations:

- Maintenance Division handled the recent weather events well despite some directional multi-vehicle crashes on I-580 and on I-80.

Item #3: FEDERAL UPDATE

- NDOT is operating under a Continuing Resolution through March 23rd.
- Details of the Administration's infrastructure plan were released which sparked discussion and hearings in Congress. The goals are:
    - Incentivize raising state and local funds for a smaller match of federal funds;
    - Streamline the permitting process.

AMERICAN OVERSIGHT

Some Highlights:

- 50% of funds to Infrastructure Incentives Initiative grant program; Includes surface transportation but also water resources, drinking water, flood control, ports, airports, broadband, power, passenger rail, brownfields. This would likely be administered by a group of federal agencies together. The grant would cover 20% of cost with the remainder matching from state, local, and / or private funds.

- 10% of funds to Transformative Projects Program grants; Department of Commerce would administer this program. It includes transportation, clean water, drinking water, energy, commercial space and telecommunications. Projects are to be innovative and transformative.

- 25% Rural Infrastructure Program (less than 50,000 population); 80% of funds provided to governors to administer with the amount based on a percentage of rural roads and a percentage of rural population (state vs. total for all of the nation); includes transportation, broadband, water and wastewater, brownfields, power, water resources, ports; private investment is encouraged. This would be a block grant. ***There is concern with how to determine what is eligible for this rural program, as Nevada ranks high in urban population – there are many lane miles, but not a lot of rural population.***

- 7.05% Federal Credit Program – federal loan programs for transportation, rail, water resources, and rural utilities.

- 5% Federal Capital Financing Fund – finances purchase of federally owned civilian real property; 15 years granted to repay the loan.

- Private Activity Bonds – Adopt policies to encourage more private investment in transportation projects.

Item #4: AASHTO WASHINGTON BRIEFING

NDOT met with the Congressional delegation to review major projects and programs in the state. The Department made the following requests:

- Give NDOT transportation funding authorized at the FAST Act levels for 2018 and 2019;

- Address the solvency of the Highway Trust Fund (HTF). Fuel taxes are insufficient for authorized spending levels and a $7.6B rescission is scheduled in the FAST Act for FFY 2020;

- Return of the Highway Safety Improvement Program (HSIP – federal safety funds at approx. $21M annually to NDOT) to allow flexing some HSIP funds to education / behavioral / enforcement programs;

CONFIDENTIAL

AMERICAN OVERSIGHT

- Protect the 'Broadband Safety Spectrum' which FCC may be considering auctioning away. It is the communication spectrum that state and local first responders rely on for Vehicle to Infrastructure (V2I) communication.

  Millions of dollars have been invested in deployment of technology by several state and local agencies. NDOT, along with other state DOT representatives, visited with FCC commissioners individually and it's likely that they intend to move forward with selling the safety spectrum as an asset, with the hope that both public agencies and private companies can co-exist with priority to public agencies when needed.

Item #5: INTERSTATE ELEVEN

As part of a process known as Planning and Environmental Linkage (PEL), NDOT will conduct public information meetings in Las Vegas, Reno and several rural communities (Hawthorne, Tonopah, Fallon) to explain the status on I-11 development from Las Vegas to I-80. This will help the Department eliminate some alternatives early so we have less work to do during the environmental clearance phase. Meetings are scheduled as follows:

- March 20th – Las Vegas;
- March 21st – Tonopah;
- March 22nd – Hawthorne (Director will attend);
- March 27th – Fallon;
- March 28th – Reno;
- March 29th – Carson City with video-conference to Winnemucca, Elko and Las Vegas.

Item #6: NORTHERN NV PROJECTS STATUS

SAFETY

SR 88 / Centerville Lane roundabout project bids opened March 8th; should have results to report on apparent low bidder.

PRESERVATION

I-80 repaving project from Keystone to the NV/CA state line will open bids on March 15th and construction is anticipated to begin as soon as the weather permits in the spring.

RENO SPAGHETTI BOWL

The Department is providing additional information to the Reno/Tahoe Airport. They are concerned with impacts to current airport flyover access ramps. Briefings continue with stakeholders.

CONFIDENTIAL

AMERICAN OVERSIGHT

CARSON CITY TIGER GRANT AWARD

USDOT announced recently that Carson City has been awarded a $7.5M TIGER grant to help fund the Carson Street, 5th St. to Fairview complete street project. NDOT had committed $5.5M of state funding towards the project from Fairview to the intersection with I-580. The design of the project is currently underway.

USA PARKWAY – ELECTRIC AVE TRAFFIC SIGNAL

Although the USA Parkway traffic signal construction contract for Electric Avenue has been awarded to a contractor, it normally takes 3 – 4 months to confirm the pole arm lengths (so signals are spaced appropriately above specific travel lanes); and to order and fabricate the signal poles, then an additional month to install and activate the signal. Due to the large amount of commuter traffic through this intersection NDOT will investigate the following means to expedite the traffic signal construction:

- Investigate if local public agencies have standard poles in stockpile that can be swapped with the poles being ordered;
- Investigate the possibility of a temporary signal with wooden poles and span wire that can be deployed as soon as possible while the permanent signal system is being installed;
- Investigate if a premium can be placed to expedite pole fabrication with the manufacturer;
- Pursue a contract with a company that can supply a uniformed traffic control officer(s) to direct traffic at this intersection during the morning and evening rush hour. Director Malfabon spoke with DPS Director Wright, but DPS is unable to provide this service. We don't believe that Storey County Sheriff's Department has the capacity to direct traffic at this intersection while the traffic signal is underway.

Item #7: SOUTHERN NV PROJECTS STATUS

INTERSTATE ELEVEN PHASE ONE

NDOT opened up to Railroad Pass interchange. The remainder of Phase 1 up to the US 95 Interchange is scheduled to open in late March 2018. RTC-SN Phase 2 should open in the late summer to early fall 2018.

PROJECT NEON

Heavy media coverage of 'The Main Event' as lanes on I-15 are restricted to allow for reconstruction of I-15 and the HOV flyover bridge. Some of the first gantries on the Active Traffic Management (ATM) system has been activated to provide motorists with real time information. NDOT staff have been available to local media to call attention to the significant traffic restrictions during this phase of Project NEON.

The third and final bond sale for Project NEON is included in the agenda as a resolution under **Agenda Item# 10**. Assistant Director for Administration Robert Nellis will present the bond request to the Board of Finance on March 13th.

CONFIDENTIAL

AMERICAN OVERSIGHT

The Highway Revenue Bond issuance, anticipated to be approximately $140 million, is substantially less than the originally anticipated amount of $180 million due to a combination of anticipated interest savings, additional state funds available and additional federal funds.

Fall 2017, NDOT received an additional $21.6 million of federal spending authority through a process known as August Redistribution. This opportunity occurs each year when uncommitted federal spending authority is redistributed to states.

Item #8: US 95 ELECTRIC HIGHWAY STATUS

Hawthorne Electric Vehicle Charging Station (EVCS) was activated March 7th. Tonopah EVCS has been awarded and will be underway once weather permits. Hawthorne has one DC fast charger and one regular charger installed.

NDOT is developing signage for alternative fuels corridors to inform motorists where commercially available EVCS are located.

NDOT is working with Governor's Office of Energy on other locations throughout the state and the possibility of competing for VW settlement funds administered through DCNR.

Item #9: NEVADA SHARED RADIO SYSTEM UPDATE

The reviewers recommended proceeding to negotiations with Harris. The negotiation will take 4-6 months, and each organization (Washoe County, NV Energy, NDOT) must negotiate its own contract. After negotiations, NDOT will bring the negotiated contract to the Transportation Board, subject to IFC approval of budget authority.

The Board acceptance will start the protest period for Motorola, the vendor that was not selected. After Transportation Board approval, NDOT will go to IFC to request budget authority. After IFC approval, NDOT will authorize Harris to begin the project.

Item #10: SETTLEMENT

Tomahawk settlement for $3,330,000 ($1,372,625 of new money) is before the BOE on March 13th. It is associated with Starr Avenue Interchange at I-15 and was deemed to be in the public's best interest. Two acres will remain to be sold and proceeds will return to the State Highway Fund.

AGENDA ITEM #2 – Public Comment, three minutes per person. – ***Informational***

AGENDA ITEM #3 – Appointment of Lt. Governor to serve as Vice Chair, State Transportation Board. – ***Possible Action***

In accordance with NRS 408.106 the NV Transportation Board of Directors annually elects a Vice Chair for the following calendar year. Historically Lt. Governor Hutchison has filled this position, by election of the members. This was postponed from the January 2018 NDOT Board meeting due to the Lt. Governor's absence at that time.

CONFIDENTIAL

AMERICAN OVERSIGHT

AGENDA ITEM #4 – Review and Approval of February 12, 2018 Minutes – ***Possible Action***

The following grammatical and / or syntax errors were found in the February 12, 2018 Minutes:

- Pg. 3 para 5, sentence 2: should be 'Mr. Holland' not 'Ms. Holland'.
- Pg. 4, para 5, first sentence should be 'budget' not 'budge'.
- Pg. 5, para 7, sentence 3: should be 'lot' not 'lo'.
- Pg. 6, para 1, sentence continuation from previous page: reverse 'it' and 'is' to read '…is it realistic…'
- Pg. 10, para 2, change 'Mount House' to 'Mound House'.

AGENDA ITEM #5 – Approval of Contracts over $5,000,000.00. – ***Possible Action***

Item #1: Contract 3705, Project STBG-NHPP-080-3, I-80, 3.76 mi.'s west of Mote Interchange to 1.08 Mi.'s west of Humboldt / Lander County line, in Humboldt County, to rubblize PCCP, stress relief course, plant-mix bituminous surface with open grade. The Department recommends contract be awarded to Q & D Construction, Inc. for $6,488,000.00 (approx.. 12% / $915,683.83 below estimate). The engineer's estimate was $7,403,683.83. This project is federally funded and therefore not subject to State Bidder Preference provisions.

This is an old stretch of I-80 that is paved with concrete. The section was a test mix poured on behalf of the FHWA in the 1990s and it has now failed. The Department uses concrete as well but District Three has poor quality / brittle aggregate (used to make concrete) therefore the surface will be re-poured as standard asphalt.

AGENDA ITEM #6 – Approval of Agreements over $300,000 – ***Possible Action***

Item #1: CA GROUP, INC. $2,200,000.00 from Mar. 12, 2018 until Jun. 30, 2019. Develop final design plans (level design) for the Nellis Bl. Improvement Project between Tropicana Ave. and Las Vegas Bl. This contract will direct the consultant to verify the design and produce plans, specifications, and estimates for coldmill-overlay and ADA improvements on Nellis Bl. Typically agreements for this purpose are 6-10% of the total project cost. This agreement comes in at 12-15% because the area is urban, which will demand movement and relocation of more utilities as well as additional ADA compliance upgrades (ADA improvements mandated by FHWA with every 'mill and fill' project').

The general scope of services for the RFP includes developing final design plans, performing subsurface utilities explorations and performing necessary tasks, recording documentation, and outreach for project execution. This would include (but not limited to) Project Management Documentation, final design and engineering, right of way utilities, and subsurface utility exploration and utility coordination.

CONFIDENTIAL

AMERICAN OVERSIGHT

AGENDA ITEM #7 – Contracts, Agreements, and Settlements – ***Informational***

Item #1: Construction contracts under $5,000,000.00 awarded from January 17, 2018 through February 13, 2018 (Attachment 'A').

A. Contract 3706, Project STP-0227(008), on SR 227, Lamoille Hwy, from Boyd-Kennedy Rd. to .2mis east of Palace Pkwy, Elko County. Cold mill and plant-mix bituminous resurface; was awarded to Road and Highway Builders, LLC for $3,939,939.00 (approx. 26% above estimate).

B. Contract 3708, Project SPSR-0439(004) on SR 439, USA Parkway in Storey and Washoe Counties. Install / upgrade interchange lighting at USA Parkway Interchange and widen / install a signal system at Electric Ave.; was awarded to Sierra Nevada Construction for $1,854, 007.00 (approx. 10% below estimate).

C. Contract 3707, Project SPF-395-1(033) and STP-0757(002), onus 395 at Martin Slough, .25mis south of Muller Ln. and SR 757 Muller Ln. .34 mi.'s east of Foothill Rd. in Douglas County. Construct triple reinforced concrete boxes and replace structure B-474; was awarded to Q&D Construction, LLC for $3,330,000.00 (approx.. 11% above estimate).

Total contract awards for this section were:
$9,123,946.00.

Total contract estimates for this section were:
$8,187,530.21.

Total above estimate for this section was:
$936,415.79. (approx. 11%).

Item #2: Agreements under $300,000.00 executed from January 17, 2018 through February 13, 2018.

A. There are 33 agreements. 3 agreements contain partial federal funds. 30 do not. Line Items of note:

1: Parcel acquisition in support of the US 50 widening project to US 95A. **Agenda Item #8** will be a condemnation request to secure property also in the widening project right-of-way, the owners of which have not yet come to agreement to sell.

3: Appraisal agreement amendment for the appraisal of parcels in conjunction with the US 50 widening project to US 95A. Thirteen additional parcels have been added to the contract for appraisal. **Note that there are few qualified rural parcel appraisers in Northern Nevada.

7: NV Energy agreed to allow the Department to move its utility at a bridge crossing.

CONFIDENTIAL

AMERICAN OVERSIGHT

8-10: Line Extensions: NV Energy access to power line extensions in order to support various widening / updating of ITS / signal projects.

6, 12, 13: In support of the I-80 pavement rehabilitation project from the CA/NV state line to Keystone Bl. and on behalf of the City of Reno the Department is relocating sewer access points.

14: This fee is payable to UPRR for their time in engineering and project coordination in support of the Department's removal and replacement of the Frontage Rd. Bridge, G29, Pershing County as it spans the UPRR tracks.

17: NO COST right-of-way so that the Department can install and maintain a first responder / state services radio tower along USA Parkway. Currently USA Parkway houses a gap in radio communications ability.

18: Cost of attendance for Washoe County teacher and NDOT official to attend two national conferences to present NDOT's Wildlife Crossing program. Federal officials observed the presentation locally and requested that it be presented at two national conferences.

20-25: NO COST Permission to Construct Agreements in support of the Tropicana Bl. project, Las Vegas, Clark County. Driveway and ADA improvements will be made by the Department, to these private parcel access points.

27: 'Sprung' buildings are the dome shaped coverings that keep road sand dry. Routine maintenance / repair.

28: This is the follow on contract for the *annual* cloud based hosting service for the Project Construction and Materials software update as approved by the Board at the December 2017 Board meeting (Agenda Item #7, Item 5).

29: Drainage slope correction at the NDOT Annex due to rain/snow runoff is draining toward the building. This expenditure will be from the Facilities budget.

31: This electric vehicle charging station along Nevada's 'Electric Highway' will be online by March 31. The Department is waiting for NVE to energize the station.

AGENDA ITEM #8 – Resolution of Condemnation (#464) – ***Possible Action***

The Department is seeking property rights through Condemnation Action in order to widen / reconstruct US 50 from Chavez Rd. to US-95A from two to four lanes. The Department has made sale amount offers to the owners of three parcels along the corridor.

The property owners have not accepted and two owners have not counter-offered. One owner has counter-offered without providing supporting documents for the counter offer.

Condemnation Proceedings are requested in order to certify the right-of-way to the FHWA as well as meet brisk construction deadlines.

CONFIDENTIAL

AMERICAN OVERSIGHT

AGENDA ITEM #9 – Resolution of Relinquishment – ***Possible Action***

The Department requests to relinquish right-of-way of a portion of Frontage Rd. in the City of Las Vegas. The property was acquired over thirty years for highway purposes but has now been deemed no longer required by the Surplus Committee. The property is improved with road bed, and the City of Las Vegas has agreed to take the property.

AGENDA ITEM #10 – Resolution Requesting the State Board of Finance To Issue Highway Revenue Bonds – ***Possible Action***

This is the final bond issuance to finance the construction of Project Neon. After bond issuance, projected debt retirement will be by 2038. NDOT is structuring the bond sale to allow for additional bonds to be sold in 2020 to help finance other projects as needed.

AGENDA ITEM #11 – Old Business

A. **Project NEON Quarterly Report – *Informational***

B. **I – 11 Quarterly Report – *Informational***

C. **Pedestrian Safety Quarterly Report – *Informational***

D. **Stormwater Program Quarterly Report – *Informational***

E. **NV Shared Radio System Update – *Informational***

F. **Construction Working Group Annual Report – *Informational***

G. **Report of Outside Counsel Costs on Open Matters – *Informational***

H. **Monthly Litigation Report - *Informational***

AGENDA ITEM #12 – Public Comment, three minutes per person. – ***Informational***

AGENDA ITEM #13 – Adjourn – ***Possible Action***

CONFIDENTIAL

AMERICAN OVERSIGHT

Stephanie M. Klapstein

From: msheldon@diversifynevada.com
Sent: Friday, May 11, 2018 5:10 PM
Subject: May 17, 2018 GOED Board Meeting - Agenda & Materials
Attachments: 4. GOED Board Meeting Minutes - March 15, 2018.pdf

Good Afternoon GOED Board Members,

The Agenda and materials for the March 15, 2018 GOED Board meeting are posted and available on our website: http://www.diversifynevada.com/meetings/goed-board-meeting-1-1#agendas

I also attach the draft March 15, 2018 meeting minutes for your review.

Please also be reminded of the change in location for this meeting:

North
The Legislative Building
Legislative Counsel Bureau
401 South Carson St. Room 3137
Carson City, NV 89701

South
Grant Sawyer Building
Legislative Counsel Bureau
555 E. Washington Ave, Room 4412
Las Vegas, NV 89101

Have a great weekend.

Kind regards,

Melanie Sheldon
Executive Assistant to Paul Anderson & Business Development Specialist
Nevada Governor's Office of Economic Development
555 E. Washington Ave., Suite 5400, Las Vegas, NV 89101
Main: (702) 486-2700
Office: (702) 486-2702
Cell: (702) 526-0772
msheldon@diversifynevada.com
www.diversifynevada.com

Nevada Governor's Office of
ECONOMIC DEVELOPMENT
Empowering Success

Follow us:

AMERICAN OVERSIGHT

STATE OF NEVADA
GOVERNOR'S OFFICE of ECONOMIC DEVELOPMENT
BOARD MEETING
March 15, 2018

The meeting of the Board of Economic Development was called to order by Governor Brian Sandoval at the Capitol Building, 101 N. Carson Street, Carson City, Nevada, 89701; and via video conference at the Grant Sawyer Building, Governor's Conference Room, 555 E. Washington Avenue, Room 5100, Las Vegas, Nevada, 89101.

1. CALL TO ORDER, ROLL CALL AND ESTABLISH QUORUM

VOTING BOARD MEMBERS PRESENT

Governor Brian Sandoval, State of Nevada
Lieutenant Governor Mark Hutchison, State of Nevada
Secretary of State Barbara Cegavske, State of Nevada
Dr. Weldon Havins, Director, Medical Jurisprudence and Ophthalmology, Touro University Nevada
Mr. James Barrett, Jr., President and Founder, The JABarrett Company
Dr. Dana Bennett, President, Nevada Mining Association
Mr. Dan Klaich, Voting Member At-large
Mr. Raymond Specht, Founder and Chief Executive Office, Specht Leadership Consulting

BOARD MEMBERS ABSENT AND EXCUSED

Mr. Rob Roy, Chief Executive Officer /Founder, Switch

NON-VOTING BOARD MEMBERS PRESENT

Mr. Don Soderberg, Director, Department of Employment Rehabilitation and Training
Dr. Thom Reilly, Chancellor and Chief Executive Officer, Nevada System of Higher Education

STAFF MEMBERS PRESENT

Paul Anderson, Executive Director, GOED, Secretary of Board
Cory Hunt, Deputy Director, GOED
Derek Armstrong, Deputy Director, GOED
Bob Potts, Research Director, GOED
Brian Baluta, Communications Director, GOED
Grace Chou, Director, Advanced Manufacturing, GOED
Dan Langford, Industry Commercialization Manager, GOED
Gillian Barclay, Health Industry Specialist, GOED
Michelle Sibley, Executive Assistant / HR Coordinator, GOED

AMERICAN OVERSIGHT

Melanie Sheldon, Executive Assistant / Business Development Specialist, GOED
Mariah Heriman, Administrative Assistant, Business Development Division, GOED

GUESTS PRESENT

Assemblywoman Irene Bustamante-Adams
Scott Anderson, Secretary of State's Office
Henna Rasul, Attorney General's Office
Leanndra Copeland, Legislative Counsel Bureau
Shelli Long, Department of Taxation
Lezlie Helget, Department of Taxation
Phil Klevorick, Clark County Economic Development
Barbara Coffee, City of Henderson
Bill Legere, City of North Las Vegas
Tera Anderson, City of North Las Vegas
Frank Woodbeck, NSHE
Stacy Rutherford, NVIE
Rhea Gustafson, NVIE
Mark Anderson, NVIE
Michelle Lindsay, NV Energy
Nicole Raz, Las Vegas Review Journal
April Ruelas, Eastridge Workforce Solutions
Robyn Ruelas, Eastridge Workforce Solutions
Stan Thomas, EDAWN
Chris Ault, EDAWN
Michael Walsh, LVGEA
Jared Smith, LVGEA
Perry Ursem, LVGEA
Michael Walsh, LVGEA
Anthony Ruiz, LVGEA
Kylie Rowe, LVGEA
Kevin Bessey, LVGEA
Nicole Santero, LVGEA
Edward Gordon Carson, AeroSpec NDT Services, Inc.
Dan Hunt, C4Mining Company
Patti Hunt, C4Mining Company
Dylan Dehart, internalDrive, Inc. dba iD Tech
Konstantin Kagnovich, internalDrive, Inc. dba iD Tech
Matt Muell, Edgecore Data Centers
Jay DiMaggio, Edgecore Data Centers
Greg Grabau, Monin, Inc.
Willian Lombardo, Monin, Inc.
Todd Clark, Scientific Games Corporation
Kush Abdulloev, VM Innovations, Inc. dba VMI Enterprises, LLC
Curtis Edenfield, VM Innovations, Inc. dba VMI Enterprises, LLC
Stuart Edenfield, VM Innovations, Inc. dba VMI Enterprises, LLC

AMERICAN OVERSIGHT

Spencer Schmerling, Cascade Financial Technology Corporation
Colin Brett McNeil, Delphi Automotive Systems, LLC
Todd Ohlandt, Delphi Automotive Systems, LLC
Manu Namboodiri, Delphi Automotive Systems, LLC
Kirk Westfahl, Ellsworth Adhesives Specialty Chemical Distribution, Inc.

2. PUBLIC COMMENT

Secretary of State Barbara Cegavske reminded staff to ensure companies submitting abatement applications are in good standing with their business license related affairs.

3. GOVERNOR SANDOVAL'S COMMENTS

Governor Sandoval opened the meeting and welcomed GOED's new Executive Director Mr. Paul Anderson. Governor Sandoval noted he'd previously had the privilege of working with him during Director Anderson's role as Assembly Leader in the Nevada legislature.

Governor Sandoval welcomed Mr. Raymond Specht to the GOED Board. Mr. Specht thanked Governor Sandoval and noted he was greatly appreciative of the opportunity to serve the State of Nevada.

4. APPROVAL OF THE JANUARY 18, 2018 BOARD MEETING MINUTES

Lieutenant Governor Mark Hutchison and Mr. Specht abstained from the vote as they were not present at the previous meeting.

A MOTION WAS MADE BY SECRETARY OF STATE CEGAVSKE TO APPROVE THE JANUARY 18, 2018 MEETING MINUTES. THIS MOTION WAS SECONDED BY MR. DAN KLAICH. THE MOTION PASSED UNANIMOUSLY.

5. ABATEMENT APPLICATIONS FOR BOARD APPROVAL:

A. AEROSPEC NDT SERVICES, INC.

- **AVIATION SALES AND USE TAX ABATEMENT**
- **AVIATION PERSONAL PROPERTY TAX ABATEMENT**

Mr. Stan Thomas, Executive Vice President, Economic Development Authority of Western Nevada (EDAWN), presented AeroSpec NDT Services, Inc., and provided a brief overview of the company and abatements sought. AeroSpec NDT Services, Inc. is an established service provider for the Non-Destructive Testing Industry (NDT). The company provides

AMERICAN OVERSIGHT

NDT laboratory services for the commercial aviation, defense, pipeline, and automotive industries. Mr. Thomas was joined by Mr. Edward Gordon Carson, Chief Operating Officer, AeroSpec NDT Services, Inc.

Mr. Carson advised the company was considering establishing a Corporate Headquarters in Washoe County. Mr. Carson noted a Reno location was advantageous due to the possibility of 24-hour turnaround shipping of customer parts. Additionally, the University of Reno (UNR) was contemplating offering a composite engineering accreditation, creating potential for a partnership where the university could perform various tests and publish the results using AeroSpec NDT Services, Inc.'s equipment.

Governor Sandoval asked about the company's next steps should it be awarded the abatements sought. Mr. Carson confirmed the company's Senior Management had made the decision to locate in Nevada

Governor Sandoval inquired about the employee skill sets sought by the company. Mr. Carson advised there were three levels within the company. Level I and Level II positions operated the basic equipment. Level III certified results of the testing. A young graduate could easily enter at a Level II position and work up to a Level III Non-Destruct Test Engineer position.

Governor Sandoval asked whether the company intended to hire locally. Mr. Carson confirmed this was the company's intention.

Governor Sandoval noted there had been a substantial investment in building a new College of Engineering at the UNR Campus. Mr. Carson confirmed the company was aware and had been pleased to learn of this.

Dr. Dana Bennett asked about the company's community engagement plans. Mr. Carson advised he was currently a member of 15 organizations and societies and this enabled him to be an active spokesperson within the community.

Lieutenant Governor Hutchison inquired whether Mr. Carson believed Nevada was well-positioned for growth in the Aerospace and Defense sector. Mr. Carson answered in the affirmative and advised he was aware of other aviation companies also considering Nevada as a potential location.

A MOTION WAS MADE BY DR. BENNETT TO APPROVE THE APPLICATION FOR AN AVIATION SALES TAX ABATEMENT, AND AN AVIATION PERSONAL PROPERTY TAX ABATEMENT AS DESCRIBED IN AGENDA ITEM 5A. THIS MOTION WAS SECONDED BY MR. KLAICH. THE MOTION PASSED UNANIMOUSLY.

AMERICAN OVERSIGHT

B. C4MINING COMPANY

- **SALES TAX ABATEMENT**
- **MODIFIED BUSINESS TAX ABATEMENT**
- **PERSONAL PROPERTY TAX ABATEMENT**

Mr. Perry Ursem, Vice President of Business Retention and Expansion, Las Vegas Global Alliance (LVGEA) presented C4Mining Company and provided a brief overview of the company and abatements sought. C4Mining Company is a cryptocurrency mining company. The company provides mining services that enable non-technical qualified clients to generate bitcoin through the mining process. Bitcoin miners use special software to solve math problems and are issued a certain number of bitcoins in exchange for their effort. This provides a decentralized way to issue the currency and creates an incentive for mining. Mr. Ursem was joined by Mr. Dan Hunt, Founder and Chief Executive Officer, C4Mining Company.

Mr. Hunt noted C4Mining Company decided to relocate to Nevada after Senate Bill 398 was passed. This demonstrated the Nevada's Legislature receptiveness to innovation and the state's progressiveness in the blockchain technology arena.

Governor Sandoval asked if Mr. Hunt felt confident the company could source its required workforce in southern Nevada. Mr. Hunt answered in the affirmative and advised he had researched programming and blockchain technology developers prior to relocating to Nevada.

Secretary of State Cegavske noted the company initially planned to lease a 100,000 square-foot facility and asked if there was scope to expand this facility. Mr. Hunt advised this would not be an option. However, C4Mining Company had been in discussions with NV Energy, regarding potential long-term locations, and was confident the required space and infrastructure was available. Mr. Hunt expressed his appreciation for NV Energy's assistance and willingness to work with the company.

Secretary of State Cegavske asked whether the fluctuating prices of cryptocurrency was a concern. Mr. Hunt advised the company's consultants had predicted, by the end of 2018, Bitcoin would be somewhere between $20,000 and $30,000 each. In addition to Bitcoin, the company's mining facilities would mine the Top-10 coins including Ethereum, Litecoin, and Monero. Additionally, the company's core belief was that cryptocurrency, digital currency, and blockchain technology was the future of the Global financial system.

Mr. Klaich noted, while the company's application comprised fewer jobs, the quality of the application in terms of the industry and wages far outweighed the quantity of jobs listed.

A MOTION WAS MADE BY SECRETARY OF STATE CEGAVSKE TO APPROVE THE APPLICATION FOR A SALES TAX ABATEMENT, A MODIFIED BUSINESS TAX ABATEMENT, AND A PERSONAL PROPERTY TAX ABATEMENT AS DESCRIBED IN AGENDA ITEM 5B. THIS MOTION WAS SECONDED BY MR. JAMES BARRETT. THE MOTION PASSED UNANIMOUSLY.

AMERICAN OVERSIGHT

C. INTERNALDRIVE, INC. DBA ID TECH

- **SALES TAX ABATEMENT**
- **MODIFIED BUSINESS TAX ABATEMENT**
- **PERSONAL PROPERTY TAX ABATEMENT**

Mr. Chris Ault Jr., Vice President of Business Development, EDAWN, presented internalDrive, Inc. dba iD Tech (iD Tech), and provided a brief overview of the company and abatements sought. iD Tech is a summer computer camp provider specializing in computer technology education for children ages 7 through 18. The company had provided STEM education programs since 1999 and grown to become a worldwide provider of STEM education with programs nationwide and in countries such as England, Singapore, Hong Kong, and China. Mr. Ault was joined by Mr. Dylan DeHart, Director of Logistics, iD Tech, and Mr. Konstantin Kagnovich, Logistics Manager, iD Tech.

Mr. DeHart noted, while several other potential sites were investigated, Nevada was an attractive location due to its quality facilities, higher vacancy rates, lower taxes, potential for abatements, and proximity to the company's main office in California. Mr. DeHart advised iD Tech's San Jose, CA facility's lease would expire in December 2019 and there could be potential to relocate the company's Customer Service Departments, Curriculum Developers, Marketing, IT, and support staff to Nevada. The company also had a strong focus on community engagement and planned to replicate this is Nevada. Every year the company donates surplus equipment to local schools and had made over $220K in donations to San Jose schools in 2017.

Governor Sandoval inquired whether the company planned to hire locally. Mr. DeHart confirmed and advised seven employees have been hired locally thus far, including hardware technicians to service and maintain the company's computer fleet of approximately 10,000 laptops.

Governor Sandoval asked about the company's recruitment and hiring experience in Nevada thus far. Mr. DeHart confirmed the experience had been positive from a hiring and workforce perspective.

Governor Sandoval suggested the company contact Mr. Brian Mitchell, Executive Director, Nevada Governor's Office of Science, Innovation and Technology, regarding a possible collaboration around STEM education. Governor Sandoval also suggested Mr. DeHart contact Dr. Steve Canavero, superintendent of public instruction for the State of Nevada, regarding donations of surplus equipment to local schools.

Mr. Klaich emphasized the importance of STEM education for young students, and commended the company's outreach programs encouraging girls to pursue STEM subjects. Mr. DeHart noted the company now offered 10 female focused programs and the number of participants had risen from 14% to 26% in the past four years. Secretary of State Cegavske also commended the company for its work with the Girl Scouts of southern Nevada.

A MOTION WAS MADE BY SECRETARY OF STATE CEGAVSKE TO APPROVE THE APPLICATION FOR A SALES TAX ABATEMENT, A MODIFIED BUSINESS

AMERICAN OVERSIGHT

TAX ABATEMENT, AND A PERSONAL PROPERTY TAX ABATEMENT AS DESCRIBED IN AGENDA ITEM 5C. THIS MOTION WAS SECONDED BY DR. BENNETT. THE MOTION PASSED UNANIMOUSLY.

D. MECP1 RENO 1, LLC

- **DATA CENTER TAX ABATEMENT**
- **DATA CENTER PERSONAL PROPERTY TAX ABATEMENT**

Mr. Thomas, EDAWN, presented MECP1 Reno 1, LLC, and provided a brief overview of the company and abatements sought. MECP1 Reno 1, LLC is an EdgeCore (EdgeCore) Data Centers project. EdgeCore is a US-based, privately-held owner, developer and operator of high-availability enterprise-class, cloud-connected data centers. The company provides colocation services, including disaster avoidance, uninterrupted power, cooling infrastructure, internet connectivity, and 24/7 security and facilities staffing. Mr. Thomas was joined by Mr. Matt Muell, Senior Vice President, EdgeCore.

Mr. Muell advised EdgeCore's Reno data center campus would be located in the Tahoe-Reno Industrial Corridor and involved ground up construction of six data center buildings, and investments in additional infrastructure, to support multi-national telecom, cloud, government, and digital enterprise customers. The company had selected Nevada for multiple reasons including its disaster risk adverse location, competitive total cost of operation regarding power fees and taxes, and the attractive pro-business environment. If awarded the abatements sought, the company planned to commence development. It was anticipated the first building would be completed by early 2019.

Governor Sandoval asked if the company had found the private cost of power, in Nevada, competitive. Mr. Muell confirmed and noted the company had been evaluating 20 to 30 markets in the US and had found the cost of power in northern Nevada to be extremely competitive relative to other data center locations.

Governor Sandoval asked whether the availability of green energy in Nevada was a factor in the decision-making process. Mr. Muell confirmed and noted this was a requirement of the company's customer base.

Governor Sandoval noted the company's application listed 'proximity to substitute markets' as an advantage of a Nevada location, and asked the company to explain this term. Mr. Muell advised the term primarily referred to northern California, which was a very large established data center market. The company believed the latency characteristics of northern Nevada, in terms of transmitting data back to that area, could support over 50% of the applications currently residing in the Bay Area and provide opportunity to transport some of that demand into northern Nevada.

Lieutenant Governor Hutchison noted the company's Data Center Abatement application was a strong example of policy making a difference and paving the way for new businesses, expanded businesses, and economic diversification. Mr. Muell confirmed the Data Center Abatement had been integral to the company's decision to locate in Nevada.

AMERICAN OVERSIGHT

A MOTION WAS MADE BY MR. KLAICH TO APPROVE THE APPLICATION FOR A DATA CENTER SALES TAX ABATEMENT AND A DATA CENTER PERSONAL PROPERTY TAX ABATEMENT AS DESCRIBED IN AGENDA ITEM 5D. THIS MOTION WAS SECONDED BY MR. BARRETT. THE MOTION PASSED UNANIMOUSLY.

E. MONIN, INC.

- **SALES TAX ABATEMENT**
- **MODIFIED BUSINESS TAX ABATEMENT**
- **PERSONAL PROPERTY TAX ABATEMENT**

Mr. Thomas, EDAWN, presented Monin Inc., and provided a brief overview of the company and abatements sought. Monin, Inc. is a global manufacturer of premium beverage syrups, concentrates, sweeteners, and flavorings. The company offers over 200 products made from premium and authentic ingredients. Monin, Inc. manufactures and ships to 50 states and 27 foreign countries. Mr. Thomas was joined by Mr. William Lombardo, Chief Executive Officer, Monin, Inc.

Mr. Lombardo advised Monin, Inc. is seeking to diversify its manufacturing and move to a western-base. The company is considering building a 100,000 square-foot manufacturing and distribution facility in Reno. The company is headquartered in Clearwater, FL and had been named a Top-10 employer, in the small/medium category, for the past eight years in a row. The company would seek to replicate its strong and positive company culture at its new facility.

Governor Sandoval inquired about the specific skill set sought in employees. Mr. Lombardo advised the company sought skills in chemistry, food safety, quality assurance, production supervision, warehouse supervision and management, and logistics. Mr. Lombardo noted the company had undertaken a cursory investigation into the strength of the local workforce and felt confident it could find the right quality of employee. The company would potentially move three employees to Nevada and hire the rest locally.

Governor Sandoval asked whether water quality was a factor in the company's decision-making process. Mr. Lombardo confirmed both water quality and availability were integral.

Governor Sandoval asked about the company's next steps should it be awarded the abatements sought. Mr. Lombardo advised the company planned to move swiftly and have a manufacturing and distribution facility operational by mid-2019. The company also planned to build an innovation and training center.

A MOTION WAS MADE BY DR. WELDON HAVINS TO APPROVE THE APPLICATION FOR A SALES TAX ABATEMENT, A MODIFIED BUSINESS TAX ABATEMENT, AND A PERSONAL PROPERTY TAX ABATEMENT AS DESCRIBED IN AGENDA ITEM 5E. THIS MOTION WAS SECONDED BY MR. SPECHT. THE MOTION PASSED UNANIMOUSLY.

AMERICAN OVERSIGHT

F. SCIENTIFIC GAMES CORPORATION
- **SALES TAX ABATEMENT**
- **MODIFIED BUSINESS TAX ABATEMENT**
- **PERSONAL PROPERTY TAX ABATEMENT**

G. SCIENTIFIC GAMES CORPORATION
- **CATYLST FUND**

Governor Sandoval noted that Agenda Items 5F and 5G would be heard together.

Mr. Ursem, LVGEA, presented Scientific Games Corporation, and provided a brief overview of the company and abatements sought. Scientific Games Corporation is a leading developer of technology-based products and services and associated content for worldwide gaming and lottery markets. The company's portfolio includes instant and draw-based lottery games, electronic gaming machines and game content, server-based lottery and gaming systems, sports betting technology, loyalty and rewards programs, and social, mobile and interactive content and services. Mr. Ursem was joined by Mr. Todd Clark, Vice President, Global Facility Services, Scientific Games Corporation.

Mr. Clark advised, since the company's last appearance before the GOED Board, it had experienced a significant growth trajectory and had acquired six companies. These companies had been integrated into the Scientific Games infrastructure and the growth resulting from the acquisitions had exceeded expectations. The company had also experienced quarter-over-quarter growth for the past nine quarters. Mr. Clark noted the company was now seeking to add to its Nevada based Global Headquarters. As part of this project, the company would significantly expand its existing footprint in the state.

Governor Sandoval asked whether the company felt it could find its required workforce in southern Nevada. Mr. Clark confirmed the company was confident in sourcing the majority of its workforce locally. The company was also working with Mr. Frank Woodbeck Vice Chancellor, Workforce Development, Nevada System of Higher Education (NSHE) and the University of Las Vegas (UNLV) to develop workforce programs and pipelines.

Mr. Specht asked Mr. Clark about his experience with Economic Development in Nevada. Mr. Clark advised he managed projects on a global scale and Nevada had some of best Economic Development professionals he had worked with. Mr. Clark noted Scientific Games Corporation had been provided a great amount of support, direction, and guidance.

A MOTION WAS MADE BY LIEUTENANT GOVERNOR HUTCHISON TO APPROVE THE APPLICATION FOR A SALES TAX ABATEMENT, A MODIFIED BUSINESS TAX ABATEMENT AND A PERSONAL PROPERTY TAX ABATEMENT AS DESCRIBED IN AGENDA ITEM 5F AND A CATALYST FUND GRANT IN AN AMOUNT NOT TO EXCEED $1,825,000, AS DESCRIBED IN AGENDA ITEM 5G. THIS MOTION WAS SECONDED BY SECRETARY OF STATE CEGAVSKE. THE MOTION PASSED UNANIMOUSLY.

AMERICAN OVERSIGHT

H. SMITH'S FOOD AND DRUG CENTERS, INC.

- **SALES TAX ABATEMENT**
- **MODIFIED BUSINESS TAX ABATEMENT**
- **PERSONAL PROPERTY TAX ABATEMENT**

Mr. Michael Walsh, Vice President of Economic Development, LVGEA, presented Smith's Food and Drug Centers, Inc., and provided a brief overview of the company and abatements sought. Smith's Food & Drug Centers, Inc. operates as a subsidiary of The Kroger Co (Kroger). Kroger was founded as a small downtown Cincinnati grocery store in 1883 by Barney Kroger. Over the last 135 years, the company has evolved from a small grocery store into an organization with nearly 2,800 stores across 35 states, operating under approximately two dozen banners, including the Smith's banner in Nevada. Kroger also operates 783 convenience stores under six banners in 19 states, 38 food production or manufacturing facilities, 1,480 supermarket fuel centers, and 2,266 pharmacies. Mr. Walsh was joined by Mr. Ian Smith, Manager, Economic Incentives and Credits, The Kroger Co, and Mr. Zach Riggs, Senior Project/ Program Manager, The Kroger Co.

Mr. Smith thanked the City of Henderson and LVGEA for their help during the abatement application process. Mr. Smith advised Smith's Food & Drug Centers, Inc. is considering opening a 482,000 square-foot distribution facility in Henderson. The company had been evaluating a project in the southwest United States for approximately one year. Due to Nevada's input in facilitating connections with the appropriate people, the company felt confident about moving forward with a Nevada location.

Governor Sandoval asked about the company’s next steps should it be awarded the abatements sought. Mr. Smith advised the abatements were the last critical factor in the company’s decision and, if receiving a favorable decision, the company would locate in Nevada with operations planned to commence operations by late 2018.

Governor Sandoval asked how the company planned to source its workforce. Mr. Smith advised, due to LVGEA’s connections, the company had connected with many workforce entities, and the College of Southern Nevada (CSN), to identify talent sources.

Secretary of State Cegavske asked whether the company planned to build or lease a facility. Mr. Smith advised the company was looking to lease and had been working with the City of Henderson regarding identification of a suitable site.

A MOTION WAS MADE BY SECTERARY OF STATE CEGAVSKE TO APPROVE THE APPLICATION FOR A SALES TAX ABATEMENT, A MODIFIED BUSINESS TAX ABATEMENT, AND A PERSONAL PROPERTY TAX ABATEMENT AS DESCRIBED IN AGENDA ITEM 5H. THIS MOTION WAS SECONDED BY LIEUTENANT GOVERNOR HUTCHISON. THE MOTION PASSED UNANIMOUSLY.

AMERICAN OVERSIGHT

I. VM INNOVATIONS, INC. DBA VMI ENTERPRISES, LLC

- **AVIATION SALES AND USE TAX ABATEMENT**
- **AVIATION PERSONAL PROPERTY TAX ABATEMENT**

Mr. Walsh, LVGEA, presented VM Innovations, Inc. dba VMI Enterprises, LLC (VMI Enterprises, LLC), and provided a brief overview of the company and abatements sought. VMI Enterprises, LLC is a jet charter company operating a fleet of light jets and serving Las Vegas customers as well as people who are interested in private travel to Las Vegas. The company offers travel to/from Las Vegas from anywhere in the US. The company operates from the Henderson Executive Airport, a premier business aviation facility and a primary reliever airport to McCarran International Airport. Mr. Walsh was joined by Mr. Stuart Edenfield, Director, VMI Enterprises, LLC and Mr. Kush Abdulloev, Director, VMI Enterprises, LLC

Mr. Abdullov noted the company was considering expanding its current operations at the Henderson Executive Airport. The expansion would initially comprise office space with the potential to include a new hangar in the future. The company was currently headquartered in California. If the company's application received a favorable decision it would look at potentially relocating its headquarters to Nevada.

Governor Sandoval asked about the company's hiring and recruitment plans. Mr. Abdullov advised the company intended to hire locally. Currently the company partnered with flight schools for hiring purposes. Going forward, there were also plans to utilize analytically gifted graduates from Nevadan Universities. The company would also seek to hire pilots, data analysts, specialized aircraft repair and maintenance skills.

Governor Sandoval asked whether Nevada's Aviation Abatements were a significant factor in the VMI Enterprises, LLC's decision to expand in the state. Mr. Abdullov confirmed and noted the company had evaluated Nevada's incentives and talent pipeline and determined the state to be a good location to grow a business.

Lieutenant Governor Hutchison noted the company's Aviation Abatement application was another strong example of successful policy making. Lieutenant Governor Hutchison noted Assemblywoman Irene Bustamante-Adams was currently in attendance at the Board meeting and highlighted her integral involvement in introducing the Aviation Abatement legislation

A MOTION WAS MADE BY MR. KLAICH TO APPROVE THE APPLICATION FOR AN AVIATION SALES AND USE TAX ABATEMENT, AND AN AVIATION PERSONAL PROPERTY TAX ABATEMENT AS DESCRIBED IN AGENDA ITEM 5I. THIS MOTION WAS SECONDED BY MR. BARRETT. THE MOTION PASSED UNANIMOUSLY.

AMERICAN OVERSIGHT

5. ABATEMENT APPLICATIONS FOR DIRECTOR APPROVAL:

A. CASCADE FINANCIAL TECHNOLOGY CORPORATION

- **SALES TAX ABATEMENT**
- **MODIFIED BUSINESS TAX ABATEMENT**
- **PERSONAL PROPERTY TAX ABATEMENT**

Mr. Ursem, LVGEA presented Cascade Financial Technology Corporation (Cascade), and provided a brief overview of the company and abatements sought. Cascade Financial Technology Corp. is a prepaid program manager and offers services to help organizations execute their prepaid program objectives. The company provides prepaid card services, prepaid consulting services, Person-to-Person (P2P) mobile payments, and prepaid call center services. Cascade Financial Technology Corp. also offers General Purpose Reloadable (GPR) prepaid cards, gift card programs, rewards and loyalty programs, and commercial prepaid programs. Mr. Ursem was joined by Mr. Spencer Schmerling, Chief Executive Officer, Cascade.

Mr. Schmerling noted Cascade planned to expand its Clark County facility from approximately 2,000 square feet to over 20,000 square feet within the next few months. The company was originally based out of California. However, over time it became apparent it would be difficult, due to the economic environment and cost of living, to establish a 24/7/365 call center in the Los Angeles area. Subsequently, a decision was made to relocate the company to Las Vegas, NV.

Mr. Specht asked how Mr. Schmerling saw Nevada capitalizing the Financial Technology industry. Mr. Schmerling highlighted the level of significant programming talent available, in the state, and noted being located in Nevada affords companies the opportunity to pay an attractive starting wage.

Director Anderson inquired about the timeline for the company's facility expansion. Mr. Schmerling advised this would commence in the third quarter of 2018.

Director Anderson stated his belief Nevada was well-positioned for growth in the Financial Technology industry.

DIRECTOR ANDERSON APPROVED THE APPLICATION FOR A SALES TAX ABATEMENT, A MODIFIED BUSINESS TAX ABATEMENT, AND A PERSONAL PROPERTY TAX ABATEMENT AS DESCRIBED IN AGENDA ITEM 6A.

B. DELPHI AUTOMOTIVE SYSTEMS, LLC

- **SALES TAX ABATEMENT**
- **MODIFIED BUSINESS TAX ABATEMENT**
- **PERSONAL PROPERTY TAX ABATEMENT**

Mr. Ursem, LVGEA, presented Delphi Automotive Systems, LLC, and provided a brief overview of the company and abatements sought. Delphi Automotive Systems, LLC

AMERICAN OVERSIGHT

provides products and services worldwide. The company designs and engineers a variety of automotive systems and components including fuel cells, entertainment systems, sensors, powertrain systems, driver interfaces, and security devices.

Mr. Ursem noted Governor Sandoval laid the foundation for this application through Assembly Bill 69. Mr. Ursem also thanked Mr. Phil Klevorick, Program Manager, Clark County Economic Development Office, for his time and efforts regarding the company's Abatement application process. Mr. Ursem was joined by Mr. Manu Namboodiri, Senior Director, Delphi Automotive Systems, LLC.

Mr. Namboodiri advised Delphi Automotive Systems, LLC was an Aptiv PLC company. Aptiv had been a leader in this autonomous space for a long period of time and employs 150,000 employees in 140 countries. The company had visited Nevada on multiple occasions to showcase autonomous driving technology at the Consumer Electronics Show (CES) and had been satisfied with the relationships established in Nevada. The company was now considering Nevada as a location for a multi-phased project which could lead to the establishment of a Global Mobility Command Center.

Governor Sandoval noted that Nevada was the first state to promulgate regulations to allow for the operation of autonomous vehicles, and both UNLV and UNR have been aggressive in terms of adding faculty and curriculum to allow for companies like Aptiv to hire locally and feel comfortable coming to Nevada.

Governor Sandoval noted the importance of Aptiv's application and possible cascade effect on similar companies considering locating in Nevada

DIRECTOR ANDERSON APPROVED THE APPLICATION FOR A SALES TAX ABATEMENT, A MODIFIED BUSINESS TAX ABATEMENT, AND A PERSONAL PROPERTY TAX ABATEMENT AS DESCRIBED IN AGENDA ITEM 6B.

C. ELLSWORTH ADHESIVES SPECIALTY CHEMICAL DISTRIBUTION, INC.

- **SALES TAX ABATEMENT**
- **MODIFIED BUSINESS TAX ABATEMENT**
- **PERSONAL PROPERTY TAX ABATEMENT**

Mr. Thomas, EDAWN, presented Ellsworth Adhesives Specialty Chemical Distribution, Inc. (Ellsworth Adhesives), and provided a brief overview of the company and abatements sought. Ellsworth Adhesives is a global distributor of adhesives, sealants, and dispensing equipment for a wide range of markets including transportation, medical, power, and general industry. The company employs 260 individuals in North America and over 1000 staff on a global basis. Ellsworth Adhesives has operations in the United States, Canada, Mexico, Brazil, Europe, and the Asia Pacific.

AMERICAN OVERSIGHT

Mr. Thomas commended Mr. Cory Hunt, Deputy Director, GOED, for his outstanding work on this application. Mr. Thomas was joined by Mr. Kirk Westfahl, Director, Operations and Finance, Ellsworth Adhesives.

Mr. Westfahl advised the company's current location in Irvine, California facility no longer suited its needs. The company was in the process of evaluating several states, for relocation of its West Coast distribution facility, and Reno was being considered as a potential site. The relocation would involve the building of a new 120,000 square foot facility to serve customers primarily located in the west and southwest portion of the United States, and Mexico.

Governor Sandoval asked about the company's next steps should the it be awarded the abatements sought. Mr. Westfahl advised the company would commence a relocation to northern Nevada.

Governor Sandoval asked whether the company would hire locally or bring employees from California. Mr. Westfahl advised two or three existing employees would relocate from California and the rest would be hired locally.

Governor Sandoval asked about the employee skills sets required by the company. Mr. Westfahl advised the company planned to hire across a wide spectrum of roles including top management, production supervisors, managers, mechanical and electrical engineers and, customer service and distribution. The company also currently worked with high schools to offer summer internship programs. Mr. Westfahl noted the company was confident the required talent was available in Nevada.

Dr. Bennett asked Mr. Westfahl to elaborate on the company's involvement with the community. Mr. Westfahl advised the company was involved with three charitable organizations, the American Cancer Society, Ronald McDonald House, and Wounded Warriors. The company owners matched all donations received. In addition, the company supported the Arts by sponsoring a music event called Gathering on the Green.

Director Anderson encouraged Mr. Westfahl to stay in contact with EDAWN when looking to develop and establish the company's Nevadan internship and outreach programs.

DIRECTOR ANDERSON APPROVED THE APPLICATION FOR A SALES TAX ABATEMENT, A MODIFIED BUSINESS TAX ABATEMENT, AND A PERSONAL PROPERTY TAX ABATEMENT AS DESCRIBED IN AGENDA ITEM 6C.

6. WORKFORCE INNOVATION FOR THE NEW NEVADA (WINN) FUND - SUPPLEMENTAL NUTRITION ASSISTANCE PROGRAM (SNAP) RECIPIENT PILOT PROGRAM PHASE 2 - REQUEST FUNDING NOT TO EXCEED $210,000

Mr. Frank Woodbeck, NSHE, presented the WINN Fund SNAP Pilot Program Phase 2 - request funding not to exceed $210,000.

AMERICAN OVERSIGHT

Mr. Woodbeck advised, at the September 19, 2017 GOED Board meeting, the Board had approved an appropriation for Phase 1 of the SNAP Pilot Program, not to exceed $40,000

. Phase 1 would be launched in partnership with the Nevada Department of Health & Human Services, and Division of Welfare & Supportive Services.

Phase 1 was launched in January 2018 with the goal of training up to 20 participants over a twelve to sixteen-week program for Manufacturing Technicians – MT1, qualifying them for entry level positions with various companies, including: Tesla, Panasonic, and ClickBond. At launch date the Program had 23 enrollments. As of March 8, 2018, the Program had 13 students moving forward rapidly through the program with an 80% test pass rate

Mr. Woodbeck advised the success of Phase 1 had resulted in a decision to propose expansion of the program to encompass northwestern Nevada, with Carson City and Reno as the source markets for participant recruitment; and expansion of curriculum offerings to now include Truckee Meadows Community College (TMCC). Following consultation with the Nevada Department of Health & Human Services Director, Richard Whitley, and Division of Welfare & Supportive Services Administrator, Steve Fisher, it was proposed this training opportunity be expanded to an additional one hundred SNAP Participants. As with the Phase 1, the participants would be chosen by the NV Department of Health & Human Services, Division of Welfare and Supportive Services. Each applicant would be required to have a high school diploma or equivalent and be interviewed by a screening committee comprised of a representative of the company (or companies) providing end-of-training employment, and a representative of the college providing the training. Successful participants would earn ten (10) credits at WNC or TMCC toward an AAS degree, a level one certification, and would undergo an ACT WorkKeys test to further certify their technical skill level as a part of the program. The ACT test would result in each successful participant receiving a National Career Readiness Certificate (NCRC), which is a nationally-recognized and "portable" certification sought by the participating companies, as well as other manufacturing companies throughout the state and nation.

Governor Sandoval thanked all parties involved in developing and launching the program and noted it had afforded Program participants the opportunity to access quality employment, wages, and benefits.

DIRECTOR ANDERSON APPROVED THE APPLICATION FOR A REQUEST FOR FUNDING FOR SNAP RECIPIENT PILOT PROGRAM PHASE 2, NOT TO EXCEED $210,000 AS DESCRIBED IN AGENDA ITEM 7.

8 PERFORMANCE MEASURES REPORT – MR. BOB POTTS, RESEARCH DIRECTOR, GOED

Mr. Potts presented the GOED Performance Measures report covering economic development activity in Q4 of 2017.

AMERICAN OVERSIGHT

In Q4 2017, 15 companies added 719 jobs to Nevada's economy. This brings the annual total to 6,014 additional jobs by 74 companies. Once these companies are fully staffed, the build-out job estimate is 9,681.

Forty-three percent of assisted companies were manufacturers followed by logistics and operations (26 percent), and information technology (11 percent). The remaining 20 percent were essentially evenly split between the mining, healthcare, aerospace, and tourism sectors.

The average hourly wage paid by assisted companies in Q4 2017 was $25.08. This reflects a $7.59 hourly increase from the previous quarter, and $9.05 from a year ago. Worker pay for companies receiving incentives was $29.97 per hour as compared to non-incentivized company pay of $19.05 an hour. The average hourly wage for all assisted companies in 2017 was $19.48.

There were 15 recruitment activity wins in the fourth quarter. This represented a 44.4 percent decrease from the third quarter, but the same amount as reported last year. The number of New Leads and Prospects as reported by RDAs across the state were also down in the current quarter (28.0 percent and 26.5 percent, respectively), but were above those reported last year (68.8 percent and 66.0 percent, respectively).

GOED conducted a Governor-led trade mission to Poland in October, which resulted in multiple new agreements focusing on education and technology innovation with Polish officials at national and provincial levels, as well as business leaders, for reciprocal trade missions to Nevada for the purposes of cooperation, investment and site selection. The Trade Mission brought in an additional 33 leads and 4 prospects, bringing the total active leads that the Global Team is working with to 39, and the Prospect count to 13.

The Nevada Procurement Technical Assistance Center (PTAC) had a very successful start to the fiscal year by exceeding full-year contract and contract amounts on record. The number of clients slipped slightly in the most recent quarter, however the year-to-date average is still well above historical counts. The Nevada PTAC credits much of its recent success to resource partners such as the U.S. Small Business Administration, the Nevada Department of Business and Industry, the Nevada Small Business Development Center, and local chambers of commerce in promoting their counseling services, training seminars, and networking events.

The Emerging Small Business Program is measured on a semi-annual basis. The current number of Certified Emerging Small Businesses (ESB's) has expanded by 34.2 percent since the end of last year to a total of 1,139. Local government agencies have until the end of March to report contract metrics. Soon after those are received, the complete annual ESB activity report of both state and local agencies will be sent to the Governor's Office, the Legislative Council Bureau, and posted to the GOED website.

Customer responses to the Nevada Film Office Client Satisfaction Survey decreased slightly in the most recent quarter, but were still well within the "very good" range of 101.5 and 100.9.

AMERICAN OVERSIGHT

The Rural Community Development Block Grant Program (CDGB) was changed because Carson City reverted to the state's CDBG program in 2017 receiving $459,890 in HUD allocation to fund six projects. Carson City's focus is urban with different priorities than GOED's existing rural programs.

Nevada, state-wide, has had an incredible recovery since the Great Recession. Employment and is now at record levels. Nevada's job count hit record levels in December by peaking at 1,359,800 bringing the annual average count to 1,341,400. This reflects a gain of 42,600 positions when compared to last year. and a gain of 223,600 jobs since the recessionary low of 1,117,900 in 2010. Over the year, the annual unemployment rate has dropped by 8.7 percentage points from the recessionary high of 13.7 percent to the current annual rate of 5.0 percent.

There are currently 13,800 workers in Nevada's Aerospace and Defense sector with the addition of 79 jobs in the current quarter. Average annual earnings also improved by $1,100 and now stand at $84,800. When compared to last year there has been a 5.3 percent increase in jobs and a 1.7 percent increase in earnings.

There were an additional 790 jobs added to Nevada's Business Information Technology sector in the fourth quarter. This reflects an annualized growth rate of 7.0 percent and brings the total employment base to 62,800. Annual earnings also improved by $611 in the current quarter to $47,600. Earnings are now 3.0 percent above what they were this time last year.

When compared to last quarter, an additional 1,360 jobs were added to Nevada's Health and Medical sector for a total of 109,200 workers employed in the sector. Average annual earnings also grew by $900 and currently stands at $56,400. When compared to last year, job counts in Nevada's healthcare sector have expanded by 3.8 percent and earnings by 2.2 percent.

Nevada's Natural Resource Technologies sector showed solid growth in the fourth quarter with the addition of 765 jobs and $795 in annual earnings. Over the year, jobs have improved by 2.9 percent and wages by 2.7 percent. The sector now represents 51,000 workers with average annual earnings of $66,200.

The number of jobs and average annual earnings in Nevada's Manufacturing and Logistics sector both improved in the fourth quarter. Job counts grew by almost 1,600 for a total of 120,600 workers employed in the sector. Average annual earnings also grew to $58,600 with the addition of $1,000 per year. For the year, jobs have grown by 3.9 percent and earnings by 2.6 percent.

With the addition of 430 workers in the current quarter there are now 44,000 workers employed in Nevada's Manufacturing sector. Average annual earnings also improved by $834 and now stands at $55,700. When compared to last year sector growth has been solid with a 3.6 percent increase in jobs and a 2.8 percent increase in earnings.

Job counts in Nevada's Mining sector increased slightly in the fourth quarter with the addition of 149 workers to a total of 13,800. Average annual earnings showed somewhat stronger growth with the addition of $900 per year, raising Nevada's already highest paying sector to the record level of $94,600. When compared to last year, job counts have improved by 3.8 percent and earnings by 2.1 percent.

AMERICAN OVERSIGHT

Both the number of jobs and annual earnings grew in Nevada's Tourism, Gaming, and Entertainment sector in the fourth quarter. Job growth was especially strong with the addition of 8,600 workers, while earnings improved by a slight $170 a year. When compared to last year, job counts grew by 2.3 percent and worker pay by 4.3 percent. Currently, Nevada's largest industry sector employs 416,400 workers who make, on average, $34,000 per year.

9. MARCH 2018 DIRECTOR'S REPORT - REVIEW AND DISCUSSION

Director Anderson commended the GOED Business Development team and the Regional Development Authorities (RDAs) for their work in coordinating the GOED Board Packets and bringing companies in front of the Board. He also highlighted the contribution of the Secretary of State's Office, the Lieutenant Governor's Office, the Department of Taxation and all other agencies involved in the Board meeting process. Director Anderson noted the current Board packet represented approximately half-a-billion-dollars of capital investment, 654 initial new jobs, and approximately 1,600 forecasted new jobs.

Director Anderson highlighted the Data Center Abatement applications, Aviation Abatements applications, and applications submitted as a result of Assembly Bill 69. Director Anderson commended Mr. Hunt, Deputy Director, GOED and Assemblywoman Bustamante-Adams for their extensive work, in these areas, during past legislative sessions.

Director Anderson commended the work of GOED's International Trade Division for the impressive work done by such a small team. The team were currently preparing for an advance Trade Mission to Africa scheduled for mid-April 2018.

Director Anderson noted the International Economic Development Council (IEDC) 2018 Leadership Summit took place January 2018 in Las Vegas. IEDC is the world's largest professional organization serving the economic development profession. Many GOED staff members presented at the conference and this led to some very productive interactions.

Director Anderson advised the Nevada Film Office (NFO) released its Crew and Vendor Directory in early 2018. This had received positive feedback. The NFO was now focusing on revamping the online locations directory to better connect potential film locations around Nevada with production companies, giving local businesses more control and more opportunity.

Director Anderson noted some new staff members had recently joined GOED. He welcomed Dr. Grace Chou as GOED's new Director of Advanced Manufacturing. Dr Chou is based in GOED's Carson City Office.
Director Anderson welcomed Mr. Matthew Moore as GOED's new Director of Rural Community and Economic Development. Mr. Moore is based in GOED's Carson City Office.

Director Anderson welcomed Mr. Juan Manzano, as GOED's Deputy Director, PTAC. Mr. Manzano is based in GOED's Las Vegas PTAC office.

AMERICAN OVERSIGHT

Director Anderson welcomed Mr. Derek Armstrong as GOED's new southern Deputy Director. Mr. Armstrong is based in GOED's Las Vegas office.

Director Anderson noted Mr. Armstrong would be providing a brief overview of the Opportunity Zones Program. Mr. Armstrong advised Opportunity Zones were a new community development program established by Congress in the Tax Cuts and Jobs Act of 2017 to encourage long-term investments in low-income urban and rural communities nationwide. The Opportunity Zones Program provided a tax incentive for investors to re-invest their unrealized capital gains into Opportunity Zones designated by the chief executives of every U.S. state and territory. The program afforded Governor Sandoval the ability to nominate up to 61 census tracts in Nevada to be part of an Opportunity Zone. These census tracts must meet certain criteria in order to be eligible.

GOED, along the Nevada Department of Business & Industry (BI), had undertaken significant work to set a baseline and reach out to local municipalities to identify opportunities and critical needs. Mr Armstrong and GOED's Northern Deputy Director Mr. Hunt had worked with local governments to identify priority Census Tracts for locals. Additionally, GOED was working with national partners such as the Economic Innovation Group to enable collaboration on a federal level.

10. **STATE OF NEVADA UNEMPLOYMENT RATE UPDATE** - as established by the Research and Analysis Division of the Nevada Department of Employment, Training and Rehabilitation

Governor Sandoval highlighted the positive progress the state had made in terms of its unemployment numbers.

11. PUBLIC COMMENT

Governor Sandoval asked if anyone from the public sought to make a comment. No Public comment was provided.

12. **ADJOURNMENT**

Governor Sandoval adjourned the March 15, 2018 meeting.

AMERICAN OVERSIGHT

Stephanie M. Klapstein

From: Stocks, Holli L <HStocks@dot.nv.gov>
Sent: Thursday, September 06, 2018 1:43 PM
To: Christina Davis
Subject: May 2018 Minutes
Attachments: Final Minutes.pdf

Hi Christina! I am sorry that it took me so long, but we have been having Outlook issues. Please let me know if you need anything else. Have a great day!

Holli Stocks
Asst. to the Director
Nevada Dept. of Transportation
775-888-7440

This communication, including any attachments, may contain confidential information and is intended only for the individual or entity to whom it is addressed. Any review, dissemination or copying of this communication by anyone other than the intended recipient is strictly prohibited. If you are not the intended recipient, please contact the sender by reply e-mail and delete all copies of the original message.

AMERICAN OVERSIGHT

Nevada Department of Transportation
Board of Directors Meeting
May 14, 2018

Governor Brian Sandoval
Lt. Governor Mark Hutchison
Controller Ron Knecht
Frank Martin
Virginia Valentine
Len Savage
BJ Almberg
Rudy Malfabon
Bill Hoffman
Dennis Gallagher

Sandoval: Good morning, ladies and gentlemen. I will call the Nevada Department of Transportation Board of Directors Meeting to order. For any mothers that are out there, Happy Mother's Day. I hope you had a great Sunday. My understanding is Mr. Martin is participating telephonically. Mr. Martin, can you hear us loud and clear?

Martin: Yes, sir, I can. Thank you.

Sandoval: All right. We'll proceed with Agenda Item No. 1, which is to receive the Director's Report. Director Malfabon, please proceed.

Malfabon: Thank you, Governor. Good morning Board Members. Okay, we're bringing the presentation up, up here. I wanted to request Item 8 be taken out of order. So, we would have it presented to the Board after Item No. 3. That will make a Line Item No. 2 under the subsequent or following item, Approval of Agreements, make more sense and flow better. There's basically, Item 8 has to do with the Early Action Project in Reno. There's a substantial amendment that is under Item 4 that will make more sense if we take 8 first, thank you.

Proceeding with the Director's Report. I wanted to thank the RTC of Southern Nevada for helping us, along with our other partners, Celebrate Infrastructure Week. This is a national designation and what infrastructure is important to the nation. But one of the things we wanted to point out is just the importance to our local and regional economies, quality of life, safety improvements and it strengthens our communities.

We have some efforts going on, along with those partners if you see down on the bottom. There's all the public agencies we have in Southern Nevada, NDOT

AMERICAN OVERSIGHT

included, our Contractor's Association, the RTC I mentioned, Southern Nevada Strong. So, a lot of partners are working together to deliver infrastructure that's necessary. Not only—and those are our Southern Nevada partners, but also across the State.

So, one of the things that they're doing is there's an Appreciation Day tomorrow, down in Southern Nevada, to appreciate the construction workers and commuters who endure the construction sites on a daily basis. They're going to have free donut or bagels available at Albertsons and Vons all day. You have to download a mobile coupon, if you're in Southern Nevada. Go to the RTCSouthernNevada.com/IWeek and you can get that coupon and get a free bagel or donut if you're a construction worker or a commuter. That's a lot of donuts. [laughs]

Wednesday is Careers in Motion. This is an effort, Governor, you've recognized this with the need for the next generation of employees and we have needs, not only in STEM. but also with construction. We've worked with partners on this effort. A career fair will be held for construction, engineering and design jobs, as well as onsite hiring for various transit contractors, including Keolis, MV Transportation, Transdev and Allied Universal Security. So, a great job career fair opportunity.

Thursday, they're going to have—one of the big events that took place was the public passed Fuel Revenue Indexing. That's where the second round—this was in November 2016. That set the stage for the State Highway Fund to receive a portion of that revenue associated with the State gasoline or fuel taxes. So, the first major project from that round of voting and subsequent action by the legislature and approval by the Governor, this new project at Lone Mountain is going to have a groundbreaking, as a result of those efforts.

On Friday, there's a Latin Chamber of Commerce Luncheon, Small Business Expo that I wanted to mention because it is important to work with our construction partners, but also with our diversity and small businesses.

As we mentioned, a lot of folks, commuters, have to deal with what we call the Cone Zone. We wanted to highlight the Seeing Orange Campaign. There is a Seeing Orange Nevada website, SeeingOrangeNV.com that RTC has put up. That's to consolidate a lot of the entities, the agencies that are doing projects into one-stop-shop, where they can get updates about a specific roadway project. Sometimes as a motorist, a commuter, you're driving down the road, you don't

AMERICAN OVERSIGHT

really care if it's an NDOT or county or city or utility project. You just want to know how long is it going to be out there. What are they doing? It doesn't seem like they're working during the day, maybe. The RTC also provides a real-time point of contact, so that you can talk to a human being about some complaints you might have or some concerns as a motorist. I just wanted to highlight what we're doing in Southern Nevada in partnership with the RTC of Southern Nevada, for Infrastructure Week.

May is also National Bike Month. You might have seen that little banner in the lobby up here in Headquarters. Bike to work week is this week. There's a commuter challenge, so a lot of our NDOT employees participate in this to try to kind of go head to head with other state agencies. This happens throughout the State as folks try to get their employees biking to work. Unfortunately, it's going to be a little wet weather up here, but I know that our employees, they've got wet weather gear.

Muscle Powered is one of the partners that we work with on our bike and ped program. They celebrate their 20th anniversary in Carson City. I just wanted to acknowledge that. But also, acknowledge that their efforts in organizing this ride and walk of silence to honor cyclists and pedestrians killed or injured.

That ties in with this. Recently a report was issued by the Insurance Institute for Highway Safety. Unfortunately, ped fatalities have increased 46% in our nation, between 2009 and 2016. Nearly 6,000 pedestrians were killed on or along US roads in 2016 alone.

You see some of the trends on the right in those graphs. What they saw in this study is that, in the urban area, it's on the rise, along those arterials are the most common increase. Also, non-intersection. So, they're happening mid-block, most likely, and in the dark. We try to educate both, not only motorists, but also pedestrians. Wear lighter clothing when you're out in the dark jogging. Wear some of these flashers that are available from our bike and ped staff, that will at least light it up at night. If you're on a bicycle, have that flasher in your headlight so that you can be seen at night.

Big news on the federal front is that the grant notice for the build program was announced. This replaces the TIGER Program, so this is $1.5 billion. They're going to be looking at the Merit Criteria there; safety, economic competitiveness, quality of life, environmental protection, state of good repair, innovation, partnership and something new that is non-federal—a portion of non-federal

AMERICAN OVERSIGHT

revenue. Basically, they want to leverage still, see a lot more local and state funds compared to in the past.

Now, we don't know if that criteria is going to change, because I think that in the Omnibus Spending Bill, they said they wouldn't have that as a criteria but we'll see. One of the things they mentioned is that the greater share of grants will go to projects located in rural areas. So, they want to have support for projects— that maybe have a rural broadband deployment connection. The interest is to spread that money around, not just in urban areas, which typically compete for what was the TIGER Program. You'll see more emphasis on rural projects.

Sandoval: Mr. Controller?

Knecht: Thank you Governor. Rudy, this is merit criteria, but I don't see anything that says, effectiveness and efficiency of total transportation system. I mean, I see economic competitiveness, et cetera, and state of good repair. That's all well and good, but how about efficiency and effectiveness of our transportation system?

Malfabon: We just take the criteria as given by the federal government. I see your point that it would be something to consider. We wouldn't put a project in unless it did have some improvements to the entire system.

Knecht: And, I think some of our projects, by the way, are oriented toward that. I guess, even though they don't call it out, when we make our applications, we'll want to emphasize that.

Malfabon: Thank you, Mr. Controller.

One of the good news recently announced was that Reno was chosen—I know that GOED did a lot of work on this application for Nevada. Reno was chosen as a Drone Testing Site by USDOT, one of 10 selected. 149 applications submitted for this. I know the Secretary of Transportation recently announced those and we're proud of the efforts amongst those companies that are testing in Nevada and are going to be part of that Drone Testing Program. This is the one that was announced kind of in the fall of last year. They were looking at some of the restricted use of drones and pilot testing. Maybe where, if it's a drone over traffic, say, or over people, there were some things that they were concerned and overly restricted on some of the criteria when you could use a drone.

AMERICAN OVERSIGHT

So now, they're going to open that up that as a test bed and I think that it's good news for Nevada that we were one of ten, at least the Reno area was one of ten selected, nationally. They were spread out over the nation.

The person picked to lead NHTSA, that's the National Highway Traffic Safety Administration, Heidi King, will have a hearing before the Senate Commerce Committee this week. We're hoping that she gets confirmed as—several of these administrations under USDOT need that leadership. Federal Highways still does not have an Administrator appointed yet. So best wishes to Ms. King as she goes to her hearing and then as expected, full Senate confirmation.

Also, the Trump Administration proposed a rescission, a substantial rescission. It's broad, so a lot of that hits other federal agencies. I just wanted to mention it, that it's a substantial rescission and it sets a tone for taking money back that's not committed or not been used yet.

On the transportation side, it has to do with the rescission of some unused earmarks. I had staff look into that, out of any concerns of any unused money here. There was an old earmark in Nevada that is not so much of a concern. It was one that a developer got back years ago by Lake Las Vegas for possible grade separation on that East Lake Mead Parkway. It was not substantial, as far as the amount of money. It really wasn't enough—the problem with earmarks back in the day where they were not enough to do a good-sized project. They were only a portion of the money needed. Nothing was done by the developer with that money and if it goes away, it's not really going to hurt Nevada.

You might have seen an article recently about the Reno Airport ramps. We've been meeting with the airport staff. I know that Cole has been doing a lot of work with his project team on the Reno Spaghetti Bowl, to meet with them and they—the airport recently changed their Engineering Consultant to Kittelson & Associates. It's a well-respected firm and has a lot of offices nationwide.

We're working with them as we develop the draft EIS that will be released by the end of this year. We're committed to keeping them informed. I just wanted to make those statements in opening. We sent a letter recently, just last week, to the airport because we felt that that article was a little bit one-sided. Some of the statements made would lead you to the wrong conclusion of what our project team has really been trying to do on this project. We laid out in that letter that we met with them, the staff, several times in—starting in mid-2017 to the present, and we're going to keep meeting with the airport to keep them informed.

AMERICAN OVERSIGHT

Obviously, they have concerns about losing those direct connect ramps. We believe that the solution and the alternative is going to likely be the preferred alternative from the EIS, is going to meet those future demands from the airport, as well as, traffic flows at Plumb Lane. We think it's a good solution. I'm going to show you a video in a bit that will show that. But, you would not get that perspective from that article at all.

One of the problems was the project cost was stated at $3 to $5 billion and the cost of replacing the ramps in the future, the direct connect ramps, was stated as a small percentage of—and it is a substantial amount of money to replace those ramps in the future. We don't even have the entire cost estimated, but it does impact a lot of properties, including a school in that area.

We've been diligent, we've offered to meet and present to the Airport Board, either independently as individual members, or as a body and they're the only Board that we've been told not to present to by the airport staff.

So, we just wanted to set the record straight that, we've been working with the airport. I think that things are turning in the direction, as far as the working relationship, but we cannot commit to putting those ramps back in at this time. We're just going through the environmental process and we do not want to upset or delay that, that environmental schedule for that important EIS.

With that, I'm going to have DJ play a video. [video plays] As you can see from that depiction and I wanted to mention that our sub-consultant, Civil Works—I'm sorry, Civil Effects, our sub-consultant did a great job, Sam Leidel. It's a sub to CH2M and you can see that it—we feel that it's a great solution with the Diverging Diamond Interchange and that entrance into the airport would be modified. But it really does provide that to be a gateway to the community, if you're coming as a visitor or a tourist to this area, coming from the airport, really nice opportunity to make that interchange really welcoming to you as a visitor to northern Nevada.

We feel that the operations will work out very well. It's just going to take some more meetings and discussions with the airport and hear out their concerns. We feel that it's still a better solution.

Sandoval: If I may, Rudy. First, I'll just say that I was deeply disappointed on how it was mischaracterized in the Reno-Gazette Journal as well as the TV channels, with regard to NDOT's engagement with the Airport Authority and that it had been ongoing. My understanding, this had come up at a meeting of the—a public

AMERICAN OVERSIGHT

meeting. It was basically represented that the Airport Authority had been blind-sided by all of this. As I said, I knew that we had been working with them or at least trying to work with them over a very long period of time. I'm the one who asked for you to prepare that letter so that we could show that there had been a history of engagement and in fact, a refusal to engage, which again, is very disappointing that—to refuse to even allow you to present to the Board.

I'm hopeful that there's a change in behavior on behalf of the Airport Authority and a willingness to at least communicate. We're not going to be able to solve anything and obviously NDOT, this Board, everybody else, has the best interests of the airport and the community in mind. I think that video goes part and parcel in that to show that it's actually an improvement.

What I would suggest, also with regard to that video is that there be a contrast. This is what it would look like, I think we should show what it would continue to be like and why this is an improvement. So perhaps ask that entity that you just named to perhaps prepare that, so you can see and compare and contrast. I think it goes without saying that that's a very important piece to improving the Spaghetti Bowl Project and widening those lanes on the I-580 for the benefit of the entire community, for the benefit of those that engage in interstate commerce and getting people through there.

I hope there's a recognition that this is in the best interest of the entire region. Not only is it better for the airport, but again, it's better for the region. I appreciate your efforts in this regard and I think this is critical because it—you know, I'm not the engineer, but in my mind, if we don't do this piece and we do everything else, it won't be right. And so, it will be half-baked forever. That's why this part is really important. I think a lot of people don't understand because of the distance between the airport and the actual Spaghetti Bowl, why there's a connection between the two and I think the more of these video representations that you can do the better, that it shows that this widening is very critical in terms of the overall project.

Essentially, that's all I have to say. I know that there's an Airport Authority representative here today, I hope that individual takes this back to the Board, that we, being the Department of Transportation, are ready, willing and able to engage and to talk and to communicate and really tell the story of why this is a good thing and why it's critical to the growth. I don't think we've talked about it here, but there's a substantial amount of growth that's going to happen in this region in the next ten years. We need to be ready for it. What I don't want to happen is what

AMERICAN OVERSIGHT

happened in southern Nevada, and we got a little bit behind the curve there. As we see that project, Project NEON going up, of which I'm really proud and the difference it's going to make in the quality of life for people.

I know when we get to Agenda Item No. 8, it's going to talk about the efficiencies that are going to be associated, even with this small piece that we're going to do. Then when you start doing the math and the calculations as to how it's going to improve people's commutes. Mr. Lake has been here for two years now and I know we're going to hear from him today, talking about what's happening in the north valleys and what it's going to do for the people and the growth out there. What it's going to be doing for the people that are going east to south and everywhere else.

It's really important to the future of this community. As I said, I'm hopeful that the Airport Authority recognizes that, and that no one is trying to hurt them. We're in fact, trying to help them. The only way that we're going to be able to get this done is by working together. So, thank you Rudy.

Malfabon: Well said, Governor, thank you.

Continuing on, new compact roundabout opened at SR-88 in Centerville. As you recall, we've had issues with a couple of fatalities, T-bone type crashes at that intersection and we felt that the compact roundabout, putting it in available right-of-way, was the best approach. The speed limit gets reduced to 45 miles per hour, as you approach that roundabout. NDOT will look at, kind of, our standard roundabout which would've required more right-of-way. We felt that this was a good solution for the interim years until we can elevate that, acquire right-of-way and design a more permanent type of roundabout that you traditionally see in our permanent roundabout designs.

Weather permitting, a lot of work anticipated this week with repaving of—I think they were working from Keystone to Robb, initially. It's a large project that was awarded last month, so our contractor hit it right away, as soon as the Notice to Proceed was issued. Nightwork, trying to minimize daytime delays. Same thing with the slab replacement on US-395, I-80 to North McCarran, it started this week.

We had temporary signals installed. Here you see the photos at Walton Way and at the I-80 westbound off-ramp. Those signals are in place and operational. Utility relocations are still taking place at the intersection of Electric Avenue and USA Parkway. We're still anticipating that by the time those utilities get out of

AMERICAN OVERSIGHT

the way, our contractor gets in there and does all their underground work and pole installation, gets the poles delivered and placed. That by mid-August, hopefully at the latest, that we should have that signal activated at USA Parkway.

Update about some southern Nevada projects—oh, I wanted to also mention that we did start work again on the Shared-Use Path, up at Lake Tahoe. That was good news as well.

In southern Nevada, the RTC expects that their I-11 Phase 2 Project will open. Hopefully they're coordinating a date that works for you Governor, because I know that that's an important project to Nevada, as well as to Arizona. They're coordinating also with the Governor's office in Arizona. Congratulations to that anticipated opening in late July, to the RTC of Southern Nevada and their contractor, Las Vegas Paving.

Blue Diamond Road Phase 2 Widening. We opened bids, five bidders. A lot of interest on that project. I don't have the engineer's estimate, but it was in the $59-71 million range and those ranges, as I explained, were kind of pre-established in our procurement methodology. They aren't set for a specific project. The engineer's estimate just falls within that existing range. You can see it's at the lower end of that range, that Aggregate Industries bid was now—it's currently being reviewed by the Bid Review Team at NDOT and hopefully that will stand, and we'll get a good bid on that project for widening Blue Diamond Road.

Sandoval: Excuse me, Rudy, the Controller has a question.

Knecht: Thank you Governor. Rudy, on the I-11 Project Phase 2, will we continue to have the detours and the orange cones and such there through late July that we have right now? Push out to Boulder City and before Searchlight and so forth?

Malfabon: They'll be lifted. I think that we were doing our last layer of pavement and they were supposed to finish sometime in April, but I think that it's extended into this month a little bit. But our contractor on Phase I should be done. I know what you're talking about because I drove through to Laughlin recently and there was a lot of cones and…

Knecht: Yeah.

Malfabon: I got a little bit confused and I was embarrassed, I'm NDOT and I still got a little confused driving through there. It was just a lot of cones. You'd have to follow

AMERICAN OVERSIGHT

your way. They guide you. You just have to kind of follow that lead and then it directs you back to US-95. I think I know what you're talking about.

Knecht: It was an adventure.

Malfabon: They are paving that final lift. It should be done soon on our portion.

The Main Event continues for Project NEON. Full closure of US-95 is planned this weekend. I know it's going to—these full closures, there were several of them, I think six of them, over a nine-month period so that we could try to get out of there before the shopping season starts, Black Friday. There is a major event in Las Vegas this weekend with the Electric Daisy Carnival. We've been coordinating with that developer. This full closure allows us to start erecting some of our pre-cast girders for our bridge construction. A lot of bridges demolished in the initial stages of the Main Event. Now, those bridges are starting to be reconstructed. Larger, wider bridges that will benefit all those commuters in southern Nevada, as well as the visitors, such as to those events like Electric Daisy Carnival.

Robert Nellis and his staff have been doing a great job with the bond issuance. The final bond issuance for Project NEON, $140 million bond. We retained our high-bond ratings after review by the bond rating agencies. There's a lot of interest in the bonds, that investors will want to try to be the winner on tomorrow.

Some items of note for the Board, Truckee Meadows Water Authority is going to make a presentation to their Board about water rights management and this is associated with the water, the effluent water and getting it out to the industrial center. That's a significant thing to note, at the end of this month.

Also, the formal relinquishment of the escalators at Tropicana and Las Vegas Boulevard pedestrian bridges to Clark County is expected at next month's meeting. So, these are [laughs]—this is the property at the landings, where the escalators are. So, this will be the last portion of that to relinquish.

No settlements at the last week's BOE Meeting. None expected for June either. Things are pretty quiet for settlements, at least. Not for legal, we've still got other stuff he covers.

I wanted to make a sad announcement for me. Assistant Director for Operations, Reid Kaiser gave me his resignation letter, which I told him I wouldn't accept but he said he's got to [laughs]. He's made some promises. I wanted to wish him

AMERICAN OVERSIGHT

well. He's going to have one more board meeting here, so we'll definitely honor him with what he deserves next month. [laughs] He's been a great help to us. When we hired Reid, one of the focus areas that we had for him was to really improve on the relationship between the districts and his divisions that he coordinates and oversees in Operations. That's really the backbone of what we do at NDOT in operations with materials, maintenance, construction. You've got traffic operations. Who am I forgetting? Equipment division, yes. So, all those folks work together basically for our Operations side of the house and they work closely together with the Districts. So, Reid really did well with getting those groups together and really building relationships there internally. I wanted to thank him for his years of service to NDOT, but also for his service to me. He kind of gave me some kudos in his letter about—we kind of, all of us have worked together on the construction side for decades and I want to extend my appreciation, Reid, for all the help that you've given me over the years. Thanks.

Kaiser: Thanks, Rudy. [applause]

Malfabon: So, Reid's last day will be June 15th. He will be at one more Transportation Board Meeting and one more Construction Working Group Meeting. So, definitely, you'll have an opportunity to still work with him for one more month.

With that, that concludes the Director's update. I'm willing to answer any questions from the Board.

Sandoval: All right. Thank you, Rudy. The only question I had was on the federal update, on this replacement of TIGER Grants. Do you have any opinion as to whether, how we're positioned to be eligible for those grants? I don't know if because of the fact—I guess the fuel indexing isn't really relevant, that we've already approved those because that's, for the most part, only in Washoe and Clark. You said these grants are going to be used in the rurals. So, I was just kind of wondering, is there anything we can do to position ourselves to be in a way, you know, at the top of the list in terms of eligibility.

Malfabon: I think as we discuss Item No. 8. That might be a great project to meet the requirements of this program, because we were planning on bonding it. That Early Action Project, which we'll rebrand is, I think, right up that alley. As far as the rural areas, I've asked staff to look at what rural projects we do have. We were reluctant to mess with the Downtown Ely Project. We just think we'd better keep it on track, not put it in that mix, but we are looking at what other options.

AMERICAN OVERSIGHT

There was a project in Tonopah, the Complete Streets. Unfortunately, we have some work to do on developing that project. We had a public meeting and there's a lot of resistance to the concept of Complete Streets in Tonopah. Although we feel it's appropriate because of the volume of traffic through town and the speeds through town. It makes sense to look at a Complete Streets approach there, but we have more work to do because of the—based on the feedback we've received from the community after that public meeting.

We'll keep looking, Governor, and keep this Board informed about which projects we feel are a great opportunity to submit for that.

Sandoval: Pardon my ignorance, so does this Agenda Item No. 8 qualify as a rural project?

Malfabon: No, but we think that it would still—it won't be all rural. It's still an urban project, but they'll have urban and rural projects selected through this grant program.

Sandoval: Oh, okay. I understand. Thank you. That's all the questions I have. Board Members, any questions or comments on the Director's Report? Member Savage?

Savage: Thank you Governor. Just to add on to your comments earlier, which were very [inaudible] regarding the airport ramps. I, too, would like to thank NDOT's professionalism, Bill Hoffman, Cole Mortensen and Nick Johnson and I have met several times with different stakeholders and NDOT is very respectable to all stakeholders within the community. I'm hoping that the airport is receptive and understanding. I thank you, Governor, for your leadership on this, in the letter that Rudy wrote. But again, NDOT is here for everybody. I think that's the message that we send to wherever we're at in the state. Here in District 2, you've reached out many, many times and we'll continue to do the best for all the stakeholders here in northern Nevada. So, thank you, Governor.

Sandoval: Thank you, Member Savage. Member Almberg.

Almberg: Thank you, Governor. I also want to congratulate Reid. Reid told me last week of what he was doing. I hope I wasn't a part of—always putting pressure on you and calling. Reid's my guy that I always call and talk to. So, I hope I had no involvement in that. [laughs]

Kaiser: No involvement.

AMERICAN OVERSIGHT

Almberg: First off, I also want to apologize to Sondra and Lee for not being there to support NDOT last week when you were in White Pine County's Commission Meeting. I always try to be there to support NDOT, but unfortunately, my other prior work commitments didn't allow me to be there. So, I apologize for that.

Secondly, I also want to recognize and thank Tracy for organizing a meeting of all the District Engineers. They came out into Ely and met with me. As isolated as I am in Ely, these type of sit-down, face-to-face meetings are invaluable in helping me to understand the daily workings of NDOT and how to make me a better Board Member. The topics in that meeting ranged from emergency communications on our rural highways to our rumble strips on those same rural highways. From the people that are here regularly at these meetings, I do not believe that it comes as a surprise that I've always been a critic of our rumble strips, because of the devastation and maintenance issues it causes on our highways. Especially our northern highways who are subject to the freeze-thaw situation of our environment.

In the past, I requested Reid to form a committee to look at possible new options for rumble strips. That committee came up with three new options. A contractor has installed these three options, in three test-mile strips. Three test-mile strips along the Highway 50, that just happens to be five miles outside of Ely. To take advantage of the rare opportunity to have all of our District Engineers together, we took a field trip that day to review these installed strips. Two of the three test strips quickly rose to the surface as the favorites for the group.

On the way back into town, we also swung by and looked at our completed—last year we completed a Highway 6 maintenance project over there in Ely. On the way back into town, we stopped and looked at the bicycle friendly rumble strips on the side of the road. I also believe that there was an overall general support of those rumble strips by everybody there at that meeting with us.

The temperatures have finally warmed up enough for this fair-weather cyclist to get out there, to ride this newly completed project. I was beside myself with the difference that the Share the Road signs and the bicycle friendly rumble strips can make in the experience of riding our highways. It has changed this ride from a questionable at best, to now one of my favorites that I have already completed multiple times this year. The only mistake that was a part of this project was not installing those rumble strips all the way throughout the project. They stopped at the top of the summit.

AMERICAN OVERSIGHT

Now, I guess, I need to get to the point of my rant here. I requested Reid, again, to get together a committee to finalize our decision on these rumble strips and bring the results back to this Board for approval and implementation of these rumble strips. I request that on this other committee, that we basically have our District Engineers from both our Assistant and District Engineer from District 2 to be on there. I request Thor to be on there. Because as I said before, I believe this is a northern Nevada issue that really causes problems on the highways. I also request that I would be in attendance to these meetings.

Since rumble strips are not federally mandated, we have lots of flexibility to make these desirable changes. I want to move quickly and get this back in front of the Board, possibly sometime this summer. As a Board Member that spends so much time on our rural highways, and almost 8,000 miles alone, driving to this monthly meeting, I hope that my fellow Board Members can support me in the implementation of these revised rumble strips as the new standards that will be installed on all new construction, reconstruction projects, unless conditions dictate otherwise. Thank you, Governor.

Sandoval: Thank you. Rudy, can we get that done?

Malfabon: Yes, Governor. We'll take the appropriate action on that as requested by Member Almberg.

Sandoval: Reid, you got a month, right? [laughter]

Kaiser: We'll make it happen. I'll place a champion that will take care of it once I'm gone.

Sandoval: Yeah, let's make sure that there's someone in the queue that can carry on your work.

Kaiser: We'll get it done. Yeah.

Sandoval: Just as an aside, I'll have a lot of words, but next month. So, I'll save them. [laughter] I really appreciate your service.

Kaiser: Oh, thank you.

Sandoval: Truly appreciate your service.

Kaiser: Thanks, Governor.

AMERICAN OVERSIGHT

Sandoval: Questions or comments from southern Nevada or from Member Martin on the phone?

Valentine: Virginia Valentine, Governor, rest of the Committee. I am a little concerned about the closure of 95 during EDC and I understand that [inaudible] the promoter. I'd be interested in knowing more about how those conversations are going and if there are alternatives in terms of informing the guests or the visitors about potential detours, alternative modes of transportation, coordinating with RTC bus transportation or anything else they can do to make that less painful for everyone.

Malfabon: Good question, Member Valentine.

Valentine: Thank you.

Malfabon: We'll have our Project Manager, Dale Keller respond.

Keller: Good morning, Governor and good morning Members of the Transportation Board, Member Valentine. We've been working closely with EDC organizers to really address what their problems and concerns were. They are not concerned about the US-95 closure itself. They are concerned about ingress and egress out of downtown Las Vegas. So, we understand what their bus schedules are to get people who are attending the show here this coming weekend. They actually take Hollywood Boulevard, go up north to Nellis Airforce Base and then they check everybody into the Speedway.

We made some changes to our—first time we close US-95, we're keeping Las Vegas Boulevard open to have another north/south route to get out to the Speedway. Also, all the system ramps remain open, so people who like to take I-15, get to and from downtown, they can. So, there's numerous ways that we're working closely with those EDC organizers.

Malfabon: And if you could Dale, could you address the issue of, well, couldn't NDOT have not done the full closure this weekend?

Keller: There was numerous different things that we were trying to work through to get the schedule done and move forward. If we miss this window for this weekend, we'd be impacting Memorial Day weekend, which we see uptick of visitors in downtown Las Vegas, and more people traveling, not only around town, but through the I-15 corridor. That's one thing, we're very limited on what those times are, we can actually close down US-95 and this is the best window we

AMERICAN OVERSIGHT

could. Unfortunately, there was a change of the date of the EDC this year from July to May. So, we're doing our best to work through these special events during this time period and we're trying to be proactive with our communications as we impact these special events.

Malfabon: And, just to add that had we messed with Keiwit's schedule at all, we would've been in the situation of paying millions of dollars of bonus for early completion when they, in fact, were delayed by a week or two weeks, if we're going to avoid two weekends in a row that are significant tourist weekends. It's just unfortunate timing, but I think we have to proceed as scheduled for Project NEON and meet that final end date of Black Friday, opening up these lanes on I-15.

Sandoval: Member Valentine, does that satisfy you?

Valentine: I'll follow-up with staff. I just want to make sure that everything that can be done is being done, because that is—that traffic down there can be really, really tough on everybody, thank you.

Sandoval: So, Dale, is the promoter satisfied with what we've done, in terms of trying to mitigate, as much as we can?

Keller: The short answer is yes. We just had a meeting with him last week to go over their traffic control policies and how they're going to get the people to the event. They are satisfied about what our set-up is going to be, especially on US-95 and the downtown area, and include that Las Vegas Boulevard traffic up north.

Sandoval: Thank you. Mr. Controller.

Knecht: Thank you, Governor. Very briefly, Rudy and Governor, I was relieved and happy to see that letter to the Airport Authority. That was a good thing and timely.

Secondly, Reid Kaiser, I'm going to tell you what I told one of my senior people recently when he said he wanted to retire. Our loss, his benefit. I wish you well. I am contemplating bringing a motion to keep you here. [laughter]

Hutchison: Governor?

Martin: Governor?

Sandoval: Yes. I'll go to Lieutenant Governor and then Member Martin.

AMERICAN OVERSIGHT

Hutchison: This is just a timing issue, Governor, whenever you'd like us to do it. We've got our representatives from the RTC here, you probably can't see them in Carson City. They're here to participate in a ceremonial signing of one of our orange cones for Infrastructure Week. So, at an appropriate time, we'd just like to break and be able to do that and get some photographs. So, you just let us know when that'd be appropriate, Governor.

Sandoval: All right, thank you. Frank, please proceed.

Martin: Mr. Controller, I would second that motion. [laughter] I just wanted to commend Rudy for his wide-open communication. It seems like every time there is an issue that I've heard about, Rudy is on top of it. And, Rudy, my thanks and I'm certainly very grateful for your leadership during these periods that we go through.

Reid, I'm going to miss you a bunch because you've been my go-to guy for 10-11 years now. That's all I have to say.

Kaiser: Thanks, Frank.

Malfabon: Thank you, Member Martin.

Sandoval: Do any of the Members have any further questions or comments with regard to the Director's Report? All right, we'll move to Public Comment. I would imagine this is the appropriate time to have the ceremonial cone signing, Mr. Gallagher.

Gallagher: For the record, Dennis Gallagher, Counsel to the Board. Now would be an ideal time, Governor.

Sandoval: So, we'll begin public comment in Southern Nevada and we'll enjoy watching this ceremony.

Hutchison: Well, Governor, thank you very much. We appreciate RTC and of course, the great partnership that we have with RTC Southern Nevada here. We've got representatives, John is here, and Glen. We thank you so much for being here with us today. Virginia and I will sign this cone and we'll do a little photography session here. Just again, thank you for all your great work and being here today. We appreciate the partnership.

AMERICAN OVERSIGHT

Malfabon: If you've never seen it, the RTC put together some really funny commercials about "Respect the Cone". They're available on their website. Really good effort to try to educate the public about the Cone Zone.

[pause for cone signing]

Hutchison: Thank you, Governor.

Sandoval: You going to put that in your trophy case, Mr. Lieutenant Governor? [laughter]

Hutchison: I've got a prominent place for it in my office, yes, I do.

Sandoval: All right, good. Congratulations.

Hutchison: Actually, I see the RTC folks actually stealing it and moving quickly to the door, so you all enjoy that in your trophy case. Thanks again and great partnership.

Sandoval: My thanks to the RTC as well. Any further public comment from southern Nevada?

Hutchison: Nothing else here, Your Honor—Governor, sorry. [laughter]

Sandoval: Thank you, Mr. Lieutenant Governor. Public comment from northern Nevada?

Gibson: Good morning, Governor, and Members of the State Transportation Board. For the record, Lee Gibson of the Regional Transportation Commission of Washoe County. Governor, I won't be long. I just want tell you and convey to you and the Members of the Board, and to Rudy and the staff; on behalf of RTC, our deep appreciation for Item No. 8. I also want to make sure it's clear, we will be with the Department throughout this project. We will be looking at the regional road connections, funding scenarios, et cetera. I just—I can't say thank you enough for taking that project out of the whole Spaghetti Bowl plan and moving that forward. I get a lot of calls at RTC about the east to south movement. We see this as a really, a great thing. So, thank you very much and, oh, one other thing. There's going to be a little event in early July, the opening of the Southeast Connector. All of you will be receiving an invitation to attend that event and we look forward to seeing—having everyone there. Thank you very much.

Sandoval: Thank you, Mr. Gibson. Appreciate your words and we need you. This is an example of an opportunity to work together on a very important regional project. We look forward to working with you. Thank you.

Any further public comment?

AMERICAN OVERSIGHT

Lake: Good morning, Governor, Board Members. For the record, Ray Lake. I'm the Vice-Chair of the North Valley Citizens Advisory Board. I sit on the Golden Valley Property Owners Association Board. I had not expected to say anything today. I just came to hear about Agenda Item 8, but I have to echo Director Gibson's comments. We're very pleased.

We had our Property Owner's Board Meeting Thursday evening, and I was able to at least present them Agenda Item 8 and they and I are very pleased to see this happening. We're encouraged to see the beginning of the cones up in the North Valleys that indicate something is actually happening. It seems like it's been a very long two years and things are finally coming together.

So, thank you very much. I want to also pass along some kudos to all of the staff in here who have been very, very, very good at keeping me informed and engaging with me and even though, I'm just essentially a regular person but they do take time to talk to me and I would name names, but I would leave someone out. So, I'll forego that but thank you very much.

Sandoval: Mr. Lake, if I may, I just want to compliment you for your tenacity in being here every month. It is, to me, the essence of a true community representative who cares deeply about the people he lives with. Without that, you've brought a real face and experience to the decisions that this Board makes. It's very critical in our decision process. Again, I truly want to compliment you and you should go back to your Board and say that you played a very important role in getting this done.

Lake: Thank you Governor, I appreciate that.

Sandoval: Thank you. All right, any other public comment from northern Nevada? I hear none. We'll move to Agenda Item No. 3 which is approval of the April 9, 2018 Meeting Minutes. Have the Members had an opportunity to review the minutes and are there any changes?

Savage: Yes.

Sandoval: Member Savage.

Savage: Thank you, Governor. Small change on Page 17. At the bottom, last three sentences, we realize that—and I would hope—and I don't know if anybody is here from RHB, what we really need their, T-H-E-I-R, need their A-Team on this project. Thank you, Governor.

AMERICAN OVERSIGHT

Sandoval: Okay, thank you, Member Savage. If we would note those grammatical changes. Any other proposed changes to the meeting minutes? If there are none, the Chair will accept a motion for approval.

Knecht: So moved.

Sandoval: Controller has moved to approve Agenda Item No. 3 with the changes suggested by Member Savage. Is there a second?

Valentine: Second.

Sandoval: Second by Member Valentine. Any questions or discussion on the motion? I hear none, all in favor say aye. [ayes around] Opposed, no. That motion passes unanimously. We'll move to Agenda Item No. 4, Approval of Agreements over $300,000. Mr. Nellis.

Malfabon: Governor, if we could take Item No. 8.

Sandoval: Wow, I got distracted. Thank you. [laughter] Thank you, Rudy. We'll move to Agenda Item No. 8.

Malfabon: Thank you, Governor. And, we're going to have Dale Keller present this item to the Board.

Keller: All right, good morning again, Governor and Members of the Transportation Board. Dale Keller with NDOT Project Management, switching with a different hat on this project and this is a great opportunity to deliver a tremendous benefit to the Truckee Meadows community by getting something done now and early.

Before I get started, I'd like to complement Nick Johnson and the entire Reno Spaghetti Bowl Team and his leadership to develop and keep on schedule and on pace this draft EIS, which will be out this fall, as well as accomplish this NEPA process for three and a half years, which is an accomplished feat in itself.

With that said, this first initial phase, if you start looking into the Reno Spaghetti Bowl, we said, what could we deliver now? What could we deliver early? What we present here today is actually a project that we can deliver early, that can be done very quickly. It can be constructed now and most notably, address the two top bottlenecks that we have here in the Reno/Sparks area. Also, that aligns with the ultimate Reno Spaghetti Bowl configuration.

AMERICAN OVERSIGHT

What is the project scope? What we're going to be doing here is this Early Action Project. It resolves the safety and operational problems that we have on eastbound I-80 as well as southbound US-95/I-580. The project area here is shown in yellow. The scope is really five key elements.

The first one is to address the I-80 eastbound and Wells entrance ramp. Right now, we're going to change that and re-advise the Wells on-ramp and make that a parallel on-ramp and provide ramp metering during peak time periods, help with that flow of traffic from Wells.

Also, to change how eastbound I-80 is striped with two lanes dedicated to I-580 movement, which helps out tremendously. With that, create this—widen the east to south ramp to two lanes. Right now, it goes from two lanes down to one lane. We're going to provide two lanes all the way, throughout.

In addition, some improvements here to help restore from the North Valleys areas. It comes from three lanes on southbound 395 down to two. We're going to restore that third bound, southbound lane at I-80. In addition, south of I-80, we're going to help this lane balance between the 2nd/Glendale, as well as Mill Street.

So, overall, very tremendous. Both need and also showing the benefits. On the need wise, we talked about the bottlenecks that we see there today; undesirable lane balance, where we lose these lanes through the Spaghetti Bowl and they come back on at weird places. We're going to help address that and help provide better lane balance. We're going to approve weaving distance at 2nd/Glendale and Mill Street, as well as, help improve the whole freeway operations from that safety and mobility aspect.

Instead of going through and listing the benefits, I'd like to show you two different simulations that we came up with. To help orient yourself, this is I-80 running left to right on the eastbound. On the left side of the screen is the Wells Avenue interchange, and as you can see on the right-side, the Reno Spaghetti Bowl.

This is the existing conditions we see out here today. We see the speed differential between the bottleneck that we see on the bottom right, with everybody trying to get to southbound I-580 and everybody flying 65-70 miles per hour, going eastbound 80. What we're helping to do is help address that speed differential, eliminate that bottleneck and by the time the project is complete—once again, the same type of set up that we see before here, as well as the interchange and the Spaghetti Bowl is on the right of the screen—is that, when

AMERICAN OVERSIGHT

the project is complete, this is what we're anticipating these improvements to look like and feel like in 2022 when we're complete.

As you can see, the bottleneck has been eliminated. There's speed harmonization both on eastbound I-80 and people wanting to get to I-580 southbound. In addition, it helps provide some relief to the North Valleys, at the Spaghetti Bowl by creating that third lane southbound. As we kind of merge here and get rotated as we look to the south here, each of these lanes come into its own area and be able to flow in a lot better lane balance, as we like to talk about. On to the top of the screen, you see that reconfiguration of that 2nd and Glendale, providing more spacing for weaving distance to help generate larger speeds and eliminate some of these weaving concerns and the safety concerns that cause these accidents and bottlenecks.

Overall, tremendous benefit. Once again, helping to address these things now and incorporate in a very tight footprint and schedule-wise.

Regarding schedule, our design-build schedule here is that, based on the Board's approval, we'd like to release the Request for Qualifications this month. In August time period, we'd like to short-list down to about three to five teams, depending on how many qualified bidders, design-build teams we have. Release the final RFP this fall. Next summer, award a contract to the preferred design-builder.

Later next fall, we'll start to go through the design and construction. We anticipate about two years of construction time period. Depending what the teams do and come in at and depends on what other environmental concerns we have. If we can start construction fall of 2019, we may miss that window, but we'll definitely be under construction in the spring of 2020.

As we go through the design-build procurement, there are a few outstanding items that we need to address at NDOT. Funding, right away, and environmental. On the funding aspect, all of this final design and right-of-way is being addressed through state funds. Construction funding has not been identified at this time, but we would like to work closely with the Governor's Office of Finance as well as submit something with our fiscal year '19-'21 biennial budget request.

Right now, we're going to ensure that these construction funds remain eligible for federal funds. In the package today, Rudy has outlined and approved a stipend amount for each of the unsuccessful proposers for $225,000.

AMERICAN OVERSIGHT

On the right-of-way side, we have a very small and limited right-of-way footprint. We're working closely with Ruth Borelli, the Chief Right-of-Way Agent to start this early acquisition for corridor protection as we go through the environmental stage.

Lastly, on the environmental status aspect of it, we do anticipate we can move forward with what we call a Documented Categorical Exclusion, which allows us to move forward and clear different components of this freeway improvements a lot sooner and we anticipate getting that done by November of this year.

In order to help with this procurement, we do need consultant support. We have sole sourced CH2M/Jacobs to help administer the design-build procurement. A little background is, CH2M was hired in a competitive recruitment for the Reno Spaghetti Bowl project itself. This project kind of developed out of that and they're the most—firm who is more intimate with the design elements and kind of helping move this process along without delaying the process. We felt the sole source was the best to move forward with that. That is for possible action in Agenda Item No. 4.

That scope of services is not only for the procurement but helps with our reference documents, as well as, provides some right-of-way support services as we go through a very minimum right-of-way acquisition.

I'd like to point out, if requested, we do—and if it's best for the Department and for the Board, to amend their contract to help with the design-build administration support through construction.

Per NRS and per our Pioneer Program Guidelines, the Department may enter into a design-build contract if one of these three things can happen, if significantly lower—lower cost, construction within a shorter time period or if it's unique and highly technical or complex in nature. We went through our project delivery selection approach, through our guidelines and we definitely see design-build is best fit to construct in a shorter time period, as well as, addressing new challenges, working around the river with the Truckee River, as well as the UPRR and help with the maintenance of traffic that we see with a very congested corridor as it is today.

Here's where we are in our program and our guidelines and our processes. Today, for possible action, is to approve the design-build procurement as we have before, with different design-build procurement, we'll keep you up to speed, in

AMERICAN OVERSIGHT

the loop of how we progress here this summer and later this fall. Like I said, we hopefully have an awarded contract by next summer of 2019.

Today, the action—the recommendation for the approval for the Department to begin a design-build procurement for the improvements of southbound I-580 from Interstate 80 to Mill Street and otherwise known as the Reno Early Action Project. I would be happy to answer any questions at this time.

Sandoval: Mr. Keller, thank you. Before I get into my questions, just thank you. This is a really important regional project and I know it took a lot of effort, resources, time on top of an already very busy schedule. I mean, you're handling the Project NEON down south as it is, but to get this altogether and make it a priority, you know, I'm personally thankful for it. This is something that's been—we've been talking about for a very long time.

I was concerned that the overall Spaghetti Bowl project was going to take a really long time to get done and you were able to identify a very important piece and cut it out and make it a priority. Rudy, thank you and everyone at NDOT for making that happen.

Malfabon: Thank you.

Sandoval: I truly don't have the proper words to let you know how much I appreciate this. And, you know, not just me but the people in this region and how important it is to the quality of life, as Mr. Lake has talked about, how important it is to economic development, how important it is to be able to attract businesses here. On so many levels, this is going to make a massive, massive difference.

So, the only, and I shouldn't say the only, but where I want to start is get a little more clarity on the funding and how we're going to pay for this. So, if you could go into a little more detail on that.

Malfabon: Yes, I'll cover that, Governor. And before I get to that, I just wanted to acknowledge the efforts of the Federal Highway Administration, as well. We wouldn't be here before you today asking for this approval, if it weren't for their agreement that this is a stand-alone project that has independent utility. They're working with us on the environmental process for this independent project. Really, they deserve a lot of recognition for working with us on this solution.

With respect to funding the project, so as Assistant Director for Administration, Robert Nellis has shown in the past, we have our policy for three times debt

AMERICAN OVERSIGHT

service coverage on our bonding program. We have some capacity available. We had a presentation in December that had about five or so projects that we want to advance. The highest priority down south is the stuff at Tropicana/Hacienda/ Harmon, near the stadium. We were looking at Reno Spaghetti Bowl, kind of in the outer years of a— that time frame that we were looking at in that December presentation. What we would do is take some of that bonding capacity. Put it towards this early action project, while we develop the EIS for Reno Spaghetti Bowl. The remainder of the Reno Spaghetti Bowl that comes out of that EIS, we're basically using any bonding capacity that we're going to put towards that, to this project. And it will achieve results a lot quicker and address the main issues that have been the bane of commuters in the Truckee Meadows for decades, basically.

So, definitely we still have some work to do on that. But one thing that we learned from Project NEON is that we can tailor our annual payments, if we have any pinch points. And that we can use, basically, our bond counsel to advise us on what's doable in the near term. But use our traditional bonding revenue sources to look at that. Now, it's subject to approval of the Legislature. But first, we have to go to the Governor's Finance Office on our budget draft for the next buy and aim [phonetic]. So, we definitely feel that we'll have a lot of questions asked at that level, as well. So, we'll develop the details of this. But primarily, it's associated with bonding.

Sandoval: And I'll ask this question now, because you're going to get asked this. This won't inhibit any projects in southern Nevada in any way, will it?

Malfabon: No, Governor, it will not. That's a good thing to get on the record. The project— I mean, the five projects or so. The majority of those were in southern Nevada that we presented to this Board in December of last year. We're still committed to those projects. We still have to put together a finance plan for some of those major projects, such as, I mentioned the Tropicana Interchange. We want to look at the possibility of doing the HOV Direct Connect at Hacienda Avenue over I-15 as an Early Action Project, as well. We still have some more work to develop that concept. But we will not delay any projects in Southern Nevada, as a result of this commitment.

Sandoval: Okay. Thank you. And you mentioned this, but this will complement it, the entire Spaghetti Bowl project. Will it not? It won't slow it down in any way?

AMERICAN OVERSIGHT

Malfabon: It will not slow down the EIS process. One thing to note is all these improvements tie in with that project, too. They're not going to be a throw away. They'll be something that we can put to use right away, and that would have been—it's just going to be built sooner, rather than later.

Sandoval: Now, in other words, we won't be building something and then ripping it up later, correct?

Malfabon: Right, correct.

Sandoval: And then finally, do you anticipate that there will be a lot of interest from contractors on this project?

Malfabon: We do, Governor. Primarily because of the Reno Spaghetti Bowl project, that's going to be a significant project, which will have to be a phased approach. But contractors will view this as a way to get their foot in the door on the design-build process, get some good experience in that specific area of Reno. And there will be a lot of interest, not only from our traditional design-build contractors. Might even attract some new ones, too, that are looking at the possibility of how imminent the next phases, first phase of Reno Spaghetti Bowl would be, too, subject to available funds. But will have a lot of interest.

Sandoval: Thank you. That completes my questions. Questions from other members? Mr. Controller?

Knecht: Thank you, Governor. And one of the benefits of going first, is you get to ask all the good questions. [laughter] And you did. And thank you for doing that, and thanks for the answers.

Mr. Keller, I was impressed by one thing. A few minutes ago, the Governor asked for before and after comparisons on the airport matter. And while you stepped up and you had the before and after comparison with your little show here, that was pretty impressive. In fact, by the way, as some people have said, this is of great concern to everyone here in the area. And in fact, I thought I saw my car stuck in the middle of the bottleneck area and about to be hit by some of those people flying by at 65 miles an hour. A very good job. Very much appreciated.

I will be interested, also, in the financing. Last time I asked a question about moving money forward and backwards. This is an example of moving money around. I, nonetheless, remain concerned that we are doing tight budgeting. That

AMERICAN OVERSIGHT

we should be doing tight budgeting, and I look forward to hearing from you all further to talk about what we characterized last time as a stochastic process on funding various projects, when they go faster and slower and that sort of thing. But overall, I'm very enthusiastic about this and very happy for it. Thank you.

Sandoval: Mr. Savage.

Savage: Thank you, Governor. This is paramount. There's no doubt about it, and Governor, it starts with you. I know before, you were Chairman of this Board, this Board, I think met twice a year. This is the real meat and potatoes of the aggressiveness and the goodness that you lead with. So, I thank you personally, Governor. This action item is going to benefit generations beyond, for better safety, better mobility. I'm truly thankful to the brilliant minds at this Department and the work ethic that everyone has in here. And in this building and in District 2, District 3 and District 1. But on this project, District 2 and the Headquarters. The support of RTC, what Mr. Gibson said earlier, and the FHWA. This is paramount.

I am very grateful to be alive during these times, and I think we all need to be proud of what we're doing here. We don't know what's going to occur after the first of the year, but with the Board that you have now and the leadership that you have, and the brilliant minds that we have, we're taking action. That's the Reno Early Action project for the betterment of this community. So, I am very grateful. I thank you, Governor. Thank you NDOT. Thank you RTC/FHWA for this design-build method. We've been successful in the past. It's quick. It's efficient. It's cost-worthy and it's deliverable. You're using state funds for this design. Again, that's creative and innovative, rather than waiting. We don't wait, we get it done. So, I thank everyone.

Sandoval: Thank you, Member Savage. Any questions or comments for Mr. Martin or from southern Nevada?

Martin: No, no sir, I'm good. I think that as Len said so eloquently, I think is a really good thing. It doesn't impact me, necessarily. But we are a state that takes care of both the north and the south end. This is going to make a huge statement to all the residents, as we already know.

Hutchison: And Governor, we're just nodding our heads in the South here. So, thank you. We appreciate all the comments and whole-heartedly embrace them. Thank you.

AMERICAN OVERSIGHT

Sandoval: Yeah, thank you. I guess my last comment is when you put this project together with the Southeast Commuter Project that's going to be opening, it is just going to make a universe of difference with regard to mobility, as Mr. Savage said, and really change things for people in this valley and in that valley. And again, this isn't just for Reno, this is a regional, significant project that will change the dynamic associated with all the industry and everything else that's happening here. So, I mean, it's not quite Project NEON, but we've got to think of something clever. [laughter]

Martin: I still like "Escape."

Knecht: We need "Wolf."

Sandoval: I mean, we'll think of something. I'm not going to do it on the fly. [laughter] But Mr. Keller, any further presentation that you wanted to make, sir?

Keller: No, sir. Thank you.

Sandoval: Okay. Thank you. Rudy, anything else that you wanted to present?

Malfabon: No, Governor. I just wanted to thank the project team for working diligently. They really did a good job at developing this concept and this project. And I just gave them some direction on what to have prepared for today and they did a bang-up job.

Sandoval: Now, and just for future references, Mr. Controller said those videos make all the difference. I mean, those are really good and really helpful in terms of presenting projects. So, well done. If there are no further questions or comments, the Chair will accept a motion to approve—for approval for the Department to begin the solicitation of the design-build project for improvements to southbound Interstate 580, I-580 from Interstate 80 to Mills Street Interchange, otherwise known as the Reno Early Action Project in Washoe County.

Knecht: Governor, I move approval and note that this is one of those efficiency and effectiveness measures that I was talking about earlier. Thank you.

Sandoval: Thank you. The Controller has moved for Approval. Is there a second?

Savage: I'll second.

Sandoval: Second by Member Savage. Any questions or discussion on the motion? And here on that all in favor, say aye. [ayes around] Those opposed say no. That

AMERICAN OVERSIGHT

motion passes unanimously. All right. Let's roll. That's good. All right. Let's move to Agenda Item Number 4. Mr. Nellis.

Nellis: Thank you, Governor, Members of the Board. For the record, Robert Nellis, Assistant Director for Administration. There are six agreements under Agenda Item Number 4. They can be found on Page 3 of 189 for the Board's consideration. Beginning with Line Item No. 1. There are two service providers, in the amount of $900,000 to provide road safety assessments on an as-needed basis for projects statewide. Line Item No. 2 is with CH2M Hill in the amount of $4,809,121.38 to provide engineering services for a project identified during the Reno Spaghetti Bowl Environmental Phase, needed for the continuation of the southbound I-580, US-395 design-build project. Item No. 3, is with three service providers in the amount of $2,460,000 to provide traffic safety, engineering design services on an as-needed basis. Item No. 4 is for augmentation of Crew 906, in the amount of $3,389,060 for multiple projects in Clark County and Nye County. Item No. 5 with United Road Towing is in the amount of $13,445,236. This is for Freeway Service Patrol Program in the Reno and Las Vegas metropolitan areas. And lastly, Item No. 6 with HDR is the amount of $1,929,611.84. This is to provide professional and technical engineering services for full administration of District 2's betterments, projects on an intermittent, as-needed basis. And with that, Governor, that concludes Agenda Item No. 4. Does the Board have any questions for us?

Sandoval: Questions or comments from Board Members? Member Savage?

Savage: Thank you, Governor. I guess I'll go ahead and get started. [laughter] So, just sit back and relax. We have very important items here and a lot of dollars, Robert. The first one is on Agenda Item No. 2, with CH2M Hill and Jacobs. The information that you've gathered here in our documents are very much appreciated and very critical to a lot of my questions I have. I'd just like to point out, for example, on Page 23 of 189, the negotiations that went on between NDOT and CH2M Hill and Jacobs. We saved some dollars there. So, I think that needs to be highlighted.

The second item on 27 of 189, for the estimated dollar amounts, it's more than just a ramp. There's approximately two miles' worth of work and there are seven bridges, I believe, Mr. Keller, if that's correct. I want it to be clear to the public that it's more than just an east, south ramp. And the magnitude of work here is significant.

AMERICAN OVERSIGHT

Keller: Member Savage, Dale Keller here for the record. That is correct. It's more than just a ramp. There's over, about seven bridges that we anticipate to be constructed. Also, one thing that we're going to look at and monitor closely with CH2M/Jacobs, would be the scope of services help to develop what engineering documents are needed for the design-build procurement, and closely watch that. In addition, that scope has—there's about four or five different scope items associated with that. That's a very, one of those, the major pieces though.

Savage: Right. Thank you, Mr. Keller. That's all I had with Agenda Item No. 2. And if you'd like to move to Agenda Item No. 3, the traffic safety. That 2.4 million amount, is that total for all three consultants, or is that individual amount for each consultant?

Rosenberg: Sondra Rosenberg, Assistant Director for Planning. That's the total. We have to sign the agreements for each one of them for up to that amount. But the intent is for the total to equal that, if that makes sense.

Savage: That's a great answer.

Rosenberg: It's going to be sort of an on-call basis.

Savage: Yes, thank you, Sondra. I was hoping that was the answer. Then lastly on the Freeway Service Patrol, I know Denise can appreciate this. We started talking about this my first year on the Board about eight years ago and it's come a long ways. I questioned it early on because of the expense, but I'm seeing the cost-benefit back to the community, back to the mobility, back to the safety both down in the south, as well as here in the north. We see them every day and I think the Department needs to be commended and we, again, appreciate the FHWA's support. And along with the new enhancements over the many years that our vendors have incorporated with the use of their different vehicles.

The last question I had, pretty minor, was the advertising for the different companies named on the trucks. Does that money go to NDOT or does that go to the United Towing?

Inda: Governor, Members of the Board. To answer your question, Member Savage, the money, the contract, currently we have State Farm as the sponsor of the Freeway Service Patrol and we anticipate State Farm will continue to be the sponsor for the program. That relationship is directly between the UR Towing and the sponsor themselves. What happens is once they agree on the dollar amount, we know what that dollar amount is. It gets credited or it gets added to the invoices that

AMERICAN OVERSIGHT

we're—that UR Towing sends us, essentially reducing our cost to UR Towing for that sponsorship amount. The sponsorship is not finalized for this new contract just yet. So, I don't have an exact dollar amount for you, but UR Towing—once the agreement is approved and moving forward, we'll negotiate and finalize that with the sponsor and then we'll move forward.

Malfabon: Could you state your name, too?

Inda: Oh, I'm sorry. Thank you, Rudy. Denise Inda, Chief Traffic Operations Engineer.

Savage: Thank you, Denise. And I think it's clear that the Department does get the dollar-for-dollar benefit, except for the fee that is retained by United Towing, which is a small percentage. I think it's a 6%.

Inda: That's correct.

Savage: Thank you, Denise, and thank you, Governor. That's all I have at this time.

Sandoval: Board Members, any other questions with regard to Agenda Item No. 4? Mr. Controller?

Martin: Yes, sir. I have a couple.

Savage: Go ahead.

Sandoval: Okay. Member Martin, please proceed.

Martin: Okay. On Page 23 of 189, Item No. 5. The statement right at the end, the total sub-consultant cost is $1,399,632. Legal Support cost is $450,000. That's a different budget than the $4.8 million. That, as I add up the numbers, that's the way it came up. Is that correct? Is that your understanding?

Mortensen: Governor, Members of the Board. Cole Mortensen, Assistant Director for Engineering. I believe that that's included in the $4.8 million.

Martin: Okay, Cole. I couldn't get it to come to it. And when you go to the agreement, the legal costs are excluded in the agreement.

Mortensen: I'll have to take a look at that.

Martin: I couldn't get the numbers to foot. That's why I'm asking the clarifying question. On Page 95 of 139, you'll find the legal fees addressed on the Agreement or Scope of Work. It states that although part of scope, budget estimate excludes

AMERICAN OVERSIGHT

legal fees relating to the following items: SOQ, proposal protest, procurement support beyond the limited scope. But I couldn't get the $450,000 to work into the $4.8 million. And maybe I'm just pushing the wrong buttons on my calculator. That's why I'm asking for the clarification.

Keller: Well, once again, Governor, Members of the Board, Dale Keller for the record. Correct, now something is on here for legal support. Their overall scope of work is roughly $450,000.

Martin: And they are not—are they a sub-consultant to CH?

Keller: Yes, sir.

Martin: Oh, okay. So, the $450,000 is a part of the $1,399,000. Is that correct?

Keller: I believe so, yes, sir.

Martin: Okay.

Keller: For that task.

Martin: Okay. Then Page 83 of 129. I'm sorry, Page 32 of 129. Where is says the cost estimated, labor, materials, et cetera. What I'm wondering here, are you establishing unit cost here to be used or are you establishing unit cost here, so that the ICE can do their estimate?

Keller: Once again, Dale Keller for the record. We were establishing these unit costs for the service provider for CH2M to use for a billable rate. This is a lump sum contract, but we're tracking this, how they bill us based off those unit rates and those time and materials. So, it's a really time and materials not to exceed a cost.

Mortensen: Governor, if…

Martin: Okay. Because the way I read this, this here was based on—I thought it was for the construction, not for the—because it says estimate, production rates, compile a list of materials, obtain material prices used in the local available sources. This is actually for the work, is it not? It's not for the billing of CH2M?

Mortensen: Governor, Members of the Board. Cole Mortensen, Assistant Director for Engineering. That essentially will be the scope of work where CH2M/Hill performs an independent cost estimate for us, based on production-based estimating.

AMERICAN OVERSIGHT

Martin: Oh, okay. That's where I was going, Cole. Thank you.

Mortensen: Yes.

Martin: I thought that that was the case, but I just wanted to make sure that we were talking the same language here.

Mortensen: Correct. And we also…

Martin: I'm sorry. Go ahead.

Mortensen: I was going to say, we also use that independent cost estimating as a way of also assessing and evaluating the risk on the project, too, as we move forward, so that we have a better understanding of what essentially a design-build bid would be versus what we normally do with our bid tab estimates.

Martin: I got it. I understand. Thank you very much. The next thing is on Page 51 of 189. You've limited, when you're doing the geotechnical, you've limited the borings to a limited number of borings. You're saying that they're not to be used for design, only for exploration. These borings would be open to the short list in response to the RFQ people though, right?

Mortensen: Yes, that's correct. Those would be used as part of the reference documents for the development of their proposals, as far as the exploration that we've done. It'll be provided to them in a report.

Martin: And then the responders to the RFP can determine if that's enough or they need to—however many more borings they need, correct?

Mortensen: That's correct.

Martin: Okay. And then on Page 62 of 189. I'm looking at your structure section, and it looks pretty prescriptive to me, not being a horizontal guy, but being a vertical guy. This looks to be pretty prescriptive and so, if it's it so prescriptive here and would be put very prescriptive in the RFP, that it limits the innovation that a contractor should be bringing to the table in a design-build scenario? Is this similar language to what was on Project NEON?

Mortensen: I believe it is. Essentially the structures section here is to show that we can have a viable solution for those bridges. That there is span lengths and configurations that will work in that scenario. When the design builders put their proposals together and actually do the engineering, they're more than welcome to bring

AMERICAN OVERSIGHT

innovation into that. This isn't to limit them. It's just more or less to prove that we have a viable design.

Martin: Okay. And the same would be for establishing the top and bottom elevations of the interim and permanent retaining walls? I know on Project NEON, Cole, we're using a lot of retaining walls that don't require big footings because they're tied back into the fill. So it—this one paragraph here about the interim and retaining walls, that's not going to be expanded into defining exactly what the design builder is supposed to provide?

Mortensen: Correct. As we work—as we create and develop the final RFP for this situation, what we're going to have to do is—and as Rudy mentioned earlier, that this project is going to fit right into the overall EIS. What we will have to do is we will have to be prescriptive with the geometry at the ends of the project, so that it does fit and match into what we would like to do in the future. As far as those walls go, we'll have to just take a look at each one of them as we go through the process.

Martin: Okay. Thank you. Then on Page 69, the service under appraisal, "the service provider will." Then the way I understand it, we're the service provider, CH, are going to get appraisals for us on the parcels that we need for rights-of-way? And that's also part of the sub-consultant part, approximately $1.4 million. Is that correct? Is that the way you read that?

Mortensen: I believe that is correct, sir.

Martin: Okay. That is the end of my questions. Thank you very much.

Sandoval: Love you, Frank. Thank you. [laughter] Mr. Controller.

Knecht: Thank you, Governor. Let me enlarge on the Governor's comments. I was really glad that I deferred to Member Martin. Frank, your questions were excellent, and they illustrate the real unique benefit that you bring to this Board. Thank you on a continuing basis for that.

I want to go also to Line 2 and ask on this matter. The total estimated cost from the second page of the briefing on Item 8 was $135 million to $165 million, if I read that right. Then there's that little matter of $225,000 for the stipend. Here we have $4.8-plus million. Is that going to get us through completely to where we have the documents ready and there won't be any other expected costs to get

AMERICAN OVERSIGHT

to a design-build that reins in something more toward $135 million than $165 million using the design-build method?

Mortensen: I'm not sure that I understand the end of your question there. But that $4.8 is going to be the cost for our agreement with Jacobs to get them through the execution of the contract. At that point in time, we may elect to amend the agreement to have them assist us with contract administration after the fact. So, then it would be including them on design reviews and analysis and that kind of thing. One thing that I would like to say is that this really is a dynamic and an iterative process for us. So, depending on how many proposals we get, depending on the issues that may have come up during the RFP development, we have a number of one-on-one's, where we like to sit down with the proposers and determine where we're going to transfer risk and that kind of thing. What I will say is that there may be an outside possibility that we need to amend this to get us through to the end. But right now, this is our best guess at what the cost may be to get us to there.

Knecht: That's helpful, Mr. Mortensen. The last part of my question just went to the fact that the whole idea of the design-build process is the integration of all of that, we hope, leads us to some savings in the total cost. I understand what you said, about $135 to $165. It's a wide range, but we're at the beginning. Things are uncertain. We're going to do a lot of investigation and so forth. We'll find out what the facts are on the ground, and that'll help determine what the cost estimate is that comes from the bidders. I'm just saying that the cost of this $4.8 million, plus the $225,000 on the stipends, essentially is what's going to get us, we expect, with some contingencies, what's going to get us to where we can hope that we reap all the design-build benefits going forward.

Mortensen: Correct. This as a best-value procurement, we will have cost as part of the evaluation criteria. I don't believe that we've determined yet what percentage of that criteria it will be. But yes, in the end, not only will CH2M/Hill and—well, Jacobs now, continue to strive to reduce those costs and to bring value to the jumping-off point, if you will, for the base design. We anticipate that that $225,000 stipend will encourage the design builders to come to the table with innovations and ways of making the project more efficient, bring better value.

Knecht: But we have a common understanding, and I just wanted to put that on the record, because the basic question here is what are we approving in Item 4 here today, versus what we approved in Item 8, and people want to know what to expect. I think one of the points you made that's really good is that, well, in something like

AMERICAN OVERSIGHT

this, we have a basic expectation, but it will be refined substantially as we go along.

Mortensen: Correct.

Knecht: Thank you for that.

Sandoval: Thank you, Mr. Controller. Member Almberg.

Almberg: Thank you, Governor. I'll be quick here. On Items 1 and 3, we have multiple consultants doing identical scope of work. But their overhead rates run from $123 to $195. So, I think, not to beat a dead horse, but the same request I always have is you have listed in here key players that are working on these projects. I would like to see the hourly rates for those key players. I know that Cole and I have worked in the past on some other projects. He provided me those rates coming in here and I can see it can get very out of hand, because everybody that makes a different wage for that company has a different hourly rate. So, since you guys to come and selected the key players in here, I personally would like to see that, because I'm still trying to grasp if they're both getting $200 an hour, what's one company doing that has an overhead rate of 122 and what's the other company that has an overhead rate of 197 percent. What's the difference in there? I am still trying to grasp that concept. So, if you can get me the information for those key players to keep it minimal for me, I would appreciate that.

Martin: Governor?

Sandoval: Yes, Member Martin.

Martin: Thank you, BJ. I have exactly the same questions on the overhead rate. There's a 70-percentile difference between the three proposals on the low end to the high end. So, I developed exactly that same question. Thank you, BJ. So, whatever information you all get to BJ, would you please get it to me, as well?

Sandoval: All right. Thank you. Questions from southern Nevada?

Hutchison: Governor?

Sandoval: Yes, Mr. Lieutenant Governor.

Hutchison: Thank you. I just have a couple of questions on Item 5, on the United Road Towing contract. First question is, and I know that this went out for RFP. Has

AMERICAN OVERSIGHT

United Road Towing had the contract all along? Has there ever been another vendor who's had the contract?

Inda: Denise Inda, Chief Traffic Operations Engineer for the record. Governor, Members of the Board. Yes, Lieutenant Governor, to answer your question, we have had a Freeway Service Patrol Program in place since 1998, and we have managed the program under a variety of different ways. Our initial vendor was Samaritania. We worked with them for a number of years, couple of contracts. As we were shifting away from, or not shifting away from Samaritania. At a certain point and Len Savage eluded to this time when we met regularly with both him and Member Martin to further discuss Freeway Service Patrol, we actually looked into options for self-performing these duties. Our Equipment Division provided a pilot program for us to run the program in the Reno area for a period of time, so we could compare how a contractor did the work and with how we could do it ourselves. There were a lot of cost-savings. But there were also a lot of cost-limitations in what they could do for us. So after that, we ended up going out with another RFP for support and services for the program. At that point in time, UR Towing came on. They have been our contractor for, it was originally a four-year agreement. We extended it out to about five, where we are now, to provide time to transition from this existing contractor to the new contractor. It just so happens that UR Towing was the successful proposal for this RFP.

Hutchison: So with the extension of the contract, plus this new four-year contract, UR will have had the contract for a total of nine years? Is that what you're saying?

Inda: Yes, sir.

Hutchison: Okay. And is there—just out of curiosity, how many vendors responded to the RFP?

Inda: There were four vendors. Let me pull that sheet up here. There were four total vendors: Menzel Enterprises, UR Towing, HDR and Parsons. They were all evaluated and there was both a cost and qualifications component of it. UR Towing came out as the number one firm.

Hutchison: Okay. Thank you. This is just a follow up to Len's question earlier about this sponsorship State Farm has currently, and we expect it to continue. What's NDOT's involvement there, in terms of evaluating the value of that sponsorship? Because it's a dollar-for-dollar benefit to the state, based on the value of that contract. If you have just the two of those—it just seems to me that you've got two parties that don't have a strong incentive. I'm not saying that this is not, that

AMERICAN OVERSIGHT

it's reflective in the value of the sponsorship. But neither party has a strong incentive to find the right market value. Because if it's low, the state picks it up anyway. If it's high, the state pays less. What do they care? So, my question is, what's our involvement in evaluating the value of that sponsorship if the value of that sponsorship's really $1 million, as opposed to $365,000, it's a direct benefit to the state. So I'm curious in terms of what's our control and our involvement in evaluating the fairness, and I guess, the reasonable market value of that sponsorship?

Inda: We are involved in the process. You've identified accurately that the real interaction and relationship falls between UR Towing, and they actually have a sub-contractor. It's called Traveler's Marketing. That is a firm that focuses specifically on identifying sponsors for these kinds of programs. So, they are—we accept Traveler's Marketing as the sub-contractor for that portion of the work, because we recognize that they are an expert in this area. They have done a good job in other states, in other areas for other programs. We believe that they will do a good—continue to do a good job representing both their client, UR Towing, as well as NDOT.

We have the ability, in the past, we have the ability to discuss and evaluate what the proposals are and accept them or not accept them. You know, they'll come forward. The sponsorship is based on the number of vehicles that get wrapped with the State Farm logo. All of the employees or whoever the successful, the vendor is or sponsor is. All the employees have both NDOT and the sponsor logos on their uniforms and equipment.

And so, then there are also in southern Nevada along—in Las Vegas, there are also signs alongside the freeway. We don't have those in Reno. But it's based on—so, it's based on the number of vehicles, the hours of operation, the volumes that travel those roads, so kind of how many eyes, like a billboard on the side of the road. How many eyes have the opportunity to see that truck or those signs. They put together a package of what the cost might be, and then we talk about it. We look at it.

We also have information from other states on what they're getting for sponsorship, because we do want to make sure we're getting the best value that we can for Nevada and you know, as part of, as we were preparing for the RFP, we did some outreach and looked at whether other states are bringing in for their sponsorship programs. State Farm is a fairly common sponsor for these types of programs. They're the, maybe the most predominant sponsor.

AMERICAN OVERSIGHT

So, we're involved. We look into it and we just try to make sure that we are getting the best value that we possibly can, because it does free up these dollars for other areas, you know, the other areas of work within the state.

Hutchison: Okay. Thank you. The fundamental question really went to who's looking out for the state of Nevada's interest in the negotiations of this sponsorship. And what you're telling me is that NDOT is involved in the evaluation of the sponsorship by comparison with other states. Really, understanding what the market value of that sponsorship is. So, you're confident that in-house, you understand what the market value is, and you're ensuring that the market value is reflected in that sponsorship. So, I guess my follow up question is, is there a mechanism in place currently, that if NDOT does not think that the sponsorship level is appropriate, that there is some sort of veto opportunity for the state or at least some way that we can protect our interests, before these two parties that are not looking out for the best interests of the state of Nevada, and they don't necessarily have to. They're looking out for their own interests, and that we could somehow intervene there?

Inda: Yes, there is. That's correct.

Hutchison: Okay. Thank you. That was my question. Then my last question goes to Page 128 of 189. There's just a box notation on this map that says, "Summerlin Parkway and I-215 ramps are expected to be relinquished to NDOT in May, mid-to-late 2018." What does that mean?

Inda: I apologize. I thought you were moving on to another item, not another question. Could you repeat that? I apologize, Lieutenant Governor.

Hutchison: Sure, no, no, no. That's fine. Yeah, I'm just looking at Page 128.

Larkin: This is Tracy Larkin, Deputy Director for NDOT. On that point.

Hutchison: Tracy, go ahead.

Larkin: The negotiations are still in process. We have been talking with the city of Las Vegas, and we're basically just going through the details of the exchange.

Hutchison: But we expect that relinquishment to be mid- to late 2018?

Larkin: We were hoping it would be done by now. But we're looking at mid-to-late 2018.

AMERICAN OVERSIGHT

Hutchison: So, does that mean that Las Vegas, the city of Las Vegas, will provide those freeway services? Is that what that means in terms of relinquishment?

Larkin: Actually, at this time the Freeway Service Patrol is primarily on I-15 and US-95 on—extended it past on the 215 at this point.

Hutchison. Okay. Thank you. Thank you, Governor.

Sandoval: Okay. Thank you, Mr. Lieutenant Governor. Board Members, any further questions or comments with regard to Agenda Item No. 4? Mr. Nellis, any further presentation?

Nellis: No, Governor. That concludes this item.

Sandoval: Okay. If there are no further questions or comments, the Chair will accept a motion to approve Agreements 1-6, and presented in Agenda Item No. 4.

Martin: Move for approval.

Sandoval: Member Martin has moved for an approval. Is there a second?

Hutchison: Second it.

Sandoval: Second by Lieutenant Governor. Any questions or comments on the motion? I hear none. All those in favor say aye [ayes around]. Those opposed say no. That motion passes unanimously. We'll move on to Agenda Item No. 5. Contracts Agreements and Settlements. Mr. Nellis.

Nellis: Thank you, Governor. Members of the Board. Again, for the record, Robert Nellis. There are two attachments under Agenda Item No. 5 for the Board's information, and no settlements this month. Beginning with Attachment A, there are seven contracts that can be found on Pages 4 and 5 of 17 in your packet. The first project is located on US-50, Pike Street and Silver State Street in Carson City and Lyon Counties, for pedestrian safety improvements. There are two bids and the Director awarded the contract to Sierra Nevada Construction in the amount of $522,007. The second project is located on SR 88 at Centerville Lane in Douglas County, to construct a compact roundabout. There were five bids and the Director awarded the contract to Granite Construction, in the amount of $1,125,125. The third project is located on Eden Valley Road at Humboldt River, in Humboldt County, to replace a substandard bridge. There were four bids and the Director awarded the contract to Q&D Construction in the amount of $4,018,007.30. Continuing on Page 5, the fourth project is located in Churchill

AMERICAN OVERSIGHT

and Mineral Counties, for scrub seal with sealcoat on SR 839, and to remove and replace a cattle guard on SR 121. There were three bids and the Director awarded the contract to Sierra Nevada Construction in the amount of $757,007. The fifth is a resurfacing project located on US 95A in Lyon County. There were three bids and the Director awarded the contract to Sierra Nevada Construction, in the amount of $607,007. The sixth project is located at NDOT Headquarters for re-roofing construction of NDOT's Administration Building. There were two bids and the Director awarded the contract to Western Single Ply in the amount of $627,000. And lastly, the seventh project is located on US 395A of Washoe County for Double Chip Seal and Restriping. There were two bids and the Director awarded the contract to Intermountain Slurry Seal in the amount of $3,383,383. With that, does the Board have any questions regarding the seven contracts, before we turn to Attachment B?

Sandoval: Thank you, Mr. Nellis. I don't have a numbers question, but we see a lot of the same contractors getting the bid awards. Do they have the capacity to get all of this done? Rudy, is that something we look at?

Malfabon: We do look at that, Governor. But we believe that they do, and they do have substantial penalties if they are late on a project.

Sandoval: No, and I'm not questioning their ability. But you know, we see a lot of these and there are some big projects going on. I just want to make sure that they're still getting done. So, okay. That's all I needed to know. Now, Board Members, Mr. Controller.

Knecht: Thank you, Governor. I have questions on the two largest and the two small Carson City-based projects, which were the ones that had award amounts above the Engineer's estimate. First of all, the Item 1, Pike Street, Silver State Street, et cetera, $378,000 to $522,000, can you give us any insight? I mean, it's a lot less than the $600,000 overrun on Item 3. But it's a big percentage. Why are we that far off on something like this?

Nellis: Robert Nellis for the record. In speaking with the Engineers, there's some thoughts on this. That with a small contract, there's minor qualities which have the tendency to vary widely. Also, as we talked about last month, just the improving economy, contractors are being selective on the contracts they bid for, and they've got work out there. Those are just some of our thoughts on it, but can't say entirely for certain.

Knecht: I'm sorry, what was that?

AMERICAN OVERSIGHT

Nellis: Can't say entirely for certain.

Knecht: Okay. Let's go to number, Project No. 6. Maybe I should address this question to Mr. Martin, because it goes to vertical construction. But not quite a—well, about a 45 percent difference between $425,000 and $627,000. Same explanation or something specific about vertical construction?

Kaiser: Controller, Reid Kaiser, Assistant Director for Operations. What happened with this is we set the Engineer's estimate at the time we bid, and by the time the bids were opened, we had added numerous items during the bid period. Also, one of our estimates on one of the items in the contract that we had received from a sub-contractor, was actually doubled by the actual bidders. So, we had a bad number there. It's just a number of things that compounded during the bid period that caused bids to look the way they are.

Knecht: Okay. It's at least helpful to get that on the record. I know you guys are usually perfect, but you had an off-day. [laughter] Project No. 3, it's not the biggest percentage, but almost $600,000 difference between the Engineer's estimate and the bid awarded. What explanation—what insight can you give us there? That's, as Everett Dirksen would have said, "Approaching real money."

Kaiser: Again, Reid Kaiser. I'll give this one a shot. My guess is this is a remote project that's out near Battle Mountain. To get concrete materials out to this location, is very difficult. So, there's very few batch plants in rural Nevada, especially up in this area. So, my guess is we just didn't put enough money into our concrete bid item, and that's probably where we saw the underrun.

Knecht: Okay. Thank you for that and I'll just say that the 3,267 versus 3,383 difference on Item 7, well, it's $117,000 or something. But, I guess that seems within the normal course or the normal range of variation, so I'll let that go. Thank you.

Sandoval: Thank you, Mr. Controller. Member Savage.

Savage: Thank you, Governor. I think the Controller's points are well-made here. I think we have to be very careful as a Department to ensure that these Engineers' estimates are where they need to be, because if we start setting a precedent by having an Engineer's estimate, and missing it by 40% and still awarding the job, there's going to be some questions. That can't continue. I do understand the economic drive and everything, and I understand the Engineers' concerns. But I support the Controller on this, because we have to be aware of not setting a

AMERICAN OVERSIGHT

precedent when we're 40% over on an Engineer's estimate. Sometimes you just have to pull the job and not do the work.

Secondly, is there any federal subsidy—support, I should say, for any of these projects, specifically No. 7?

Malfabon: I'll respond to the second. Well, just respond to the question about federal support is we've obligated all our Federal money for this current fiscal year. So, there's none available for these projects.

Savage: Thank you, Director. That's all I have, Governor. Thank you.

Sandoval: Questions from southern Nevada? Nothing, all right. Frank, you have any questions?

Martin: No, sir, I don't. Thank you.

Sandoval: Okay. Thank you. Mr. Nellis, please proceed.

Nellis: Thank you, Governor. There are 64 Agreements under Attachment B, that can be found on Pages 14-17 for the Board's information. Items 1-17 are Acquisitions and Appraisals. 18-26 are a Cooperative Agreement and Facility Agreements. Items 27-33 are Grants and Leases. 34-36 are Licenses and a Property Sale. And lastly items 37-64 are Right-of-Way Access and Service Provider Agreements. Now with that, Governor, that concludes this Agenda Item. Does the Board have any questions for us?

Sandoval: Thank you, Mr. Nellis. My only question is on 50. I believe that's Sondra's contract. Just a little more detail on what that one's about with Kimley-Horn and the Commuter Study?

Rosenberg: Yes, Sondra Rosenberg, Assistant Director for Planning. We're actually pretty excited about that. That's looking at commuting patterns for the Tri-Center and looking at transit options for that area.

Sandoval: And that's really important given the growth that's coming out there. Are you working with the new property land owner out there and what it has in mind?

Rosenberg: We'd be happy to do that. I don't know if I have that contact.

Sandoval: Okay.

Rosenberg: We will look at that.

AMERICAN OVERSIGHT

Sandoval: Well, I encourage you to do that, because I think they have some plans out there.

Rosenberg: Okay. We would love to hear that. Absolutely.

Sandoval: Okay. Thank you. All right. Board Members, any questions on the contracts? Mr. Controller.

Knecht: Thank you, Governor. I just assumed you'd go to question No. 18 or Item No. 18, which involves another one of our University research contracts. At least this one says, "Develop and evaluate advanced field-scale technologies for comprehensive water management, et cetera, including et cetera, et cetera." What practical results are we going to get from this that are going to improve efficiency, effectiveness and lower costs? I support University research just about as much as anybody as a former Regent and a guy who's benefitted from higher education and University research. But every once in a while, you have to ask the question, is this just for the benefit of the researchers or what's the public interest benefit?

Gaskin: Thank you, Mr. Controller. For the record, Dave Gaskin, Deputy Director. We had many conversations with the folks. This is in association with the Nevada Water Renovation Campus, that I presented before. And we've told them we cannot bear research just for research's sake. We want to have practical results that give us tangible savings and efficiencies and in dollars. They responded, yes, they have many people on staff that are PEs. But that stands for Practical Engineer, not just Professional Engineer. So, that they are aware that we do need to get practical, real-world solutions. Some examples are out in District 3, where there's a long distance or even to, I mean, in rural Nevada, there's a long distance between where a project is and where the water source might be to support that project. So, handling the water back and forth over hundreds of miles wastes a lot of time and a lot of money. So, if there's a way to recycle that water, reuse the water, make it so that they can just take one trip instead of having the water truck going back and forth for weeks is going to save a whole lot in terms of the time for the workers that are involved in the project and also the cost of hauling that water. So, just making better use of the water for all of the projects in construction and maintenance and storm water.

Knecht: We don't have a formal Social Cost Benefit Analysis of this, but you've given us a good example of how it will work or an anecdote.

Gaskin: Yes. And we can certainly report on the results and the benefits that we do receive from this work.

AMERICAN OVERSIGHT

Knecht: Please do.

Gaskin: Yes.

Knecht: Thank you, Mr. Gaskin.

Gaskin: You're welcome.

Knecht: Thank you, Governor.

Sandoval: Board Members, any further questions? Frank, were you going to chime in? Member Savage?

Martin: No, sir, I'm good. All of these seem to make sense to me.

Sandoval: Member Savage.

Savage: Thank you, Governor. Items No. 47 and 49, even though they're relatively small dollars, something just stuck out in my mind here in reading. We have a Construction Manager at Risk Project with Granite and then we have an Independent Cost Estimator Line Item No. 49. The cost increase was due to the delay of retaining right-of-way. I cannot, for the life of me, understand why an Independent Cost Estimator would increase 70% when there's a delay in right-of-way. And I'm just not sure, because I know this Cost Estimator works with NDOT. I see their names often. But I'm just not sure how that can be justified.

Mortensen: Governor, Members of the Board. With this particular contract, if you'll recall, the individuals who were actually performing the Independent Cost Estimating services were working for another firm. When they left that firm, we re-contracted with them as a sole source. Part of the work that they've already done on this job was on a previous contract and then we're continuing that work. The delays that we're seeing on this job right now are due to getting access down to the river at that location, as well as some of our permitting. Last summer, we turned in the permit to the Army Corp of Engineers. And we were informed that they couldn't look at it until November, because they were out of budget. So, at this point in time, they may or may not actually be reviewing our permit. And that may potentially be another schedule risk to the project. So, right now, we're actually evaluating the benefits versus the costs of getting in the river at that location and performing the work.

It's also a location where we're more than capable of continuing to monitor the bridges there. So, the plan was to go in and put ajax on the banks and then to do a

AMERICAN OVERSIGHT

concrete apron under the bridges at that location. What they're looking at now and some of the costs are increasing is how they get that work done within the river, from an environmentally friendly standpoint. So, we faced a few more challenges than we initially anticipated. So we're currently evaluating whether or not we actually want to continue and do the remaining erosion control work at that point.

Sandoval: Thank you, Cole. So, is this work to do with the safety of the bridge, or is it just due to erosion control with the river?

Mortensen: It's two parts. The bridge was flagged as a scour critical structure because when they ran their model, they anticipate 12 feet of scour at that location. This bridge has spread footings, and so that 12-foot depth gets it into a location where it may be a problem. Part of the question that was brought up was whether or not, even though it's anticipating scour down to 12 feet, we're unsure at this point in time. We don't have the geotechnical records for that bridge. It may actually be sitting on bedrock, which means that it's not going to be an issue in the future. Then furthermore, we've been through a number of very significant flood events in the recent years, and haven't seen any real critical findings at that location. So, again, it's kind of weighing the cost associated with getting in there and making changes to the river bed versus just monitoring and adjusting in the future, if necessary.

Sandoval: Okay. Thank you, Cole. And we can take this offline, too. I'd like to talk to you further on this independent cost estimating value.

Mortensen: Yeah, absolutely. Yeah.

Sandoval: Okay. That's all I have.

Mortensen: Thank you, Governor.

Sandoval: Thank you. Mr. Controller?

Knecht: Thank you, Governor. I have one more on Page 17, Line No. 59, Rose International. Extend the termination date from mid-'18 to mid-'19, and increase the authority by $160,000 versus the original $80,000 Agreement. This is retention of expert services. Why did that cost triple, essentially? I can understand that the expert services are needed for a longer time, but why did it triple the cost allowance?

Nellis: Mr. Controller, for the record, Robert Nellis. I did ask that question of the IT Staff and I'm sorry the answer escapes me. But there, I thought there was more

AMERICAN OVERSIGHT

scope or more that they were doing in that period of time, a reason. Because, yeah, I saw the same thing as you, as a smaller period of time. But I think they're just going through, actually, a lot longer period where originally it was a short period. So, it's actually the cost in the shorter period was a lot more than if you stretch out the Amendment to the Amendment date. That's a longer period of time, so, we're getting more value in that longer period of time.

Knecht: I should hope we do get more value when we triple the cost. I think I made some comments last time about IT services, double the original cost estimate, half the output and double the time. Seems to be the standard. But I would like to hear what you found when you ask the IT people about this one. You know how to get a hold of me. I won't belabor it at this point. But it does seem—sure it's only $160,000, but it does seem like a lot, relative to the original $80,000.

Nellis: Okay. I'll get in touch with you, Mr. Controller. Thank you.

Knecht: Thank you.

Sandoval: Board Members, any further questions or comments with regard to Agenda Item No. 5? Mr. Nellis, does that complete your presentation?

Nellis: Yes, sir, that completes this Agenda Item. Thank you.

Sandoval: Thank you. This is an informational item. So, if there are no further questions or comments, we'll move to Agenda Items 6 and 7, Condemnation Resolutions 465 and 467.

Malfabon: This Condemnation Resolution No. 465 is associated with the parcels and trusts owned by Entrust Administration, Incorporated and ERGS, Incorporated. Primarily, Governor and Board Members, this is to keep the project on track. There's not a lot of money involved. We gave you a confidential memo that gives you the status and dollar amounts that have been exchanged. In some cases, as you see under Item No. 6 and 7, sometimes we don't get a response or sometimes you just want a lot more without a lot of justification. The action associated with Item No. 6 for Condemnation of the—associated with US 50 from Roy's Road Project on that widening project, is to keep the project on track, just in case we need to go to court. The court can establish what the compensation would be. We're just asking for Board Approval of this Condemnation Resolution.

The same issue with Item No. 7. We provided a confidential memo to the Board on Status of Negotiations. But again, this is associated with several parcels. I can

AMERICAN OVERSIGHT

go over those: Nicole Fair, Justin & Corina Perry, John R. Traxler, 303050 LLC and Bower's-USA LLC. These are associated with the US-50 widening project, keeping it on track. And in the event we do have to go to court, we do have to have the Condemnation Resolution approved.

Sandoval: Thank you, Director Malfabon. Board Members, any questions on Agenda Items 6 and 7? If there are none, the Chair will accept a motion to approve Condemnation Resolution 465, as presented as Agenda No. 6, and Condemnation Resolution No. 467 as presented in Agenda Item No. 7.

Savage: Move to approve.

Sandoval: And Member Savage has moved for Approval. Is there a second?

Almberg: Second.

Sandoval: Second by Member Almberg. Any questions or discussion on the motion? I hear none. All in favor say aye. [ayes around] Those opposed say no. Motion passes unanimously. That brings us to Agenda Item No. 9, old business.

Malfabon: Thank you, Governor. We have the report of outside counsel costs on open matters and the monthly litigation report. As I mentioned previously, we do not have a current FARS Report. The fatality report should be provided starting in June, I believe, after we've had the training for the new person that was hired to manage that program at the Office of Traffic Safety. Are there any questions for Chief Deputy Attorney General Dennis Gallagher under Item No. 9?

Sandoval: Governor. Yes, Mr. Lieutenant Governor, please proceed.

Hutchison: Thank you. Dennis, I just wanted to ask you this question under this Agenda Item. I saw under our previous Agenda Item 5 that there were expert witness fees that we had approved. I think it was $35,000 for an Inverse Condemnation Trial. I just wondered if there was any trial imminent that we need to know about, or was that just more by way of consultation, rather than trial expert work?

Gallagher: For the record, Dennis Gallagher, Counsel to the Board. Lieutenant Governor, we started the trial this morning in the 8th JD on a Project NEON property. These particular agreements also involve pending litigation involving Project NEON, that we'll be taking to mediation before the court date.

Hutchison: Okay. And which one started trial yesterday or—you said today or yesterday?

AMERICAN OVERSIGHT

Gallagher: Today.

Hutchison: Okay.

Gallagher: This morning, Jackson.

Hutchison: Okay.

Gallagher: It's in the 8th JD.

Hutchison: Okay. Great. And then the only other thing I've got a question for here is just, I know there's a couple of new personnel matters and it appears those are all going to be taken in-house with the AG's Office. Is that correct?

Gallagher: For the record, Dennis Gallagher, Counsel to the Board. The answer to your question, Lieutenant Governor, is yes. The Attorney General's Office has a special unit that handles nothing but personnel matters.

Hutchison: Great. Thank you, Dennis.

Gallagher: Thank you, Governor.

Sandoval: You're welcome. Board Members, any other questions with regard to Agenda Item No. 9? I hear none, we'll move to Agenda Item No. 10, Public Comment. Is there any member of the public present in Las Vegas that would like to provide public comment to the Board?

Hutchison: None here, Governor.

Sandoval: Thank you, Mr. Lieutenant Governor. Any individual present in Carson City that would like to provide public comment to the Board?

Dyson: Thank you, Governor and Members of the Board. Thor Dyson, District Engineer for NDOT. I can't tell you, it's just a comment I have. I can't tell you how grateful we are in the operations area with the Reno Early Action Project. Not last Friday, but two Fridays ago, May 4th, there was a large semi getting on I-80 eastbound on-ramp from Wells. It was Friday afternoon, of course, 2:30. Great weather conditions. This large semi had thousands of cans of enchilada sauce and was attempting to merge over to go to I-80 eastbound to head points east. If you can't—haven't remembered or don't know, that truck flipped over around 2:30 PM. Involved a lot of NDOT personnel. Quite a few NHP personnel and other Emergency Services.

AMERICAN OVERSIGHT

Essentially, we didn't get I-80 eastbound fully open with traffic control removed and the cleanup and all the issues, I'm not going to get into. But we didn't get it open until 9:30 that night. We, from the field level, operationally, we're extremely excited for this Early Action Project and we think it has tremendous benefits. We're working with the project management team, Dale Keller and Nick Johnson, and we think that there will be not just traffic flow improvements, but we were very saddened that pretty much downtown Reno was in gridlock. Because there was no option, and traffic was backed up all the way to Rob Drive that afternoon. It was pretty taxing and stressing on not only the motorists, but NDOT employees and NHP employees. Thank you very much for your support on that.

Sandoval: Thank you, Thor. Any further public comment from Carson City? Move to Agenda Item No. 11. Is there a motion to adjourn?

Knecht: So moved.

Sandoval: Controller has moved to adjourn. Is there a second?

Hutchison: Second.

Sandoval: Second by the Lieutenant Governor. All in favor say aye. [ayes around] That motion passes unanimously. This meeting is adjourned. Thank you, ladies and gentlemen.

_____ _____

Secretary to Board Preparer of Minutes

AMERICAN OVERSIGHT

Stephanie M. Klapstein

From: Milken Institute <info@milkeninstitute.org>
Sent: Wednesday, January 31, 2018 3:06 PM
To: Daniel Schwartz
Subject: Milken Institute Monthly: Best Cities, MENA Summit, and a World in Transition



Forward to a Friend | View Web Version

QUOTE OF THE MONTH

There is a shared frustration of having to continuously tell people and help them understand that we're human, and as much as we are part of a collective, we are individuals, and we have our hopes and our dreams .... If we're taking something away from America's legacy—the American dream—it is [to] help us create the Arab dream, to help create the Saudi Dream and the Kuwaiti Dream, the Egyptian Dream, the Libyan Dream.

– Prince Fahad al Saud, Founder and CEO, NA3AM, "MENA REGION: New Tactics to Transform Economies and Accelerate Growth," Milken Institute Global Conference 2017

Milken Institute Monthly: Best Cities, MENA Summit, and a World in Transition

AMERICAN OVERSIGHT



In an age of rapid change, the greatest challenge is knowing how to respond and adapt. The Milken Institute's first MENA Summit will convene in Abu Dhabi next week to examine the developments that are reshaping the Middle East and North Africa, including the region's marked growth in technology, social media, and entrepreneurship.



At the 2018 Global Conference, we will cast a wider net to find solutions to critical global problems. The conference theme, "Navigating a World in Transition," reflects the focus on clear thinking and informed answers. Scroll down for more details.

AMERICAN OVERSIGHT

A New Executive Director for *FasterCures*

Respected health-policy expert Tanisha Carino is the new executive director of the Milken Institute's *FasterCures*, a Washington, D.C.-based center devoted to improving the medical research system. Carino joins the Institute after leading U.S. policy initiatives for GlaxoSmithKline, the U.K.-based healthcare company. Previously, she spent more than a decade with Avalere Health, where she founded the Center on Evidence Based Medicine. Carino holds a Ph.D. from Johns Hopkins University and completed a Fulbright fellowship at Erasmus University in the Netherlands.

Tech Expansion Drives Best-Performing Cities

Responding to change is especially tough for city governments as technology and globalization disrupt local economies. The Milken Institute's new report Best-Performing Cities 2017: Where America's Jobs Are Created and Sustained identifies the U.S. metropolitan areas that excel at economic growth and job creation. Utah's Provo-Orem area ranks No. 1, followed by Raleigh, NC. Both cities rose in the index as a result of job and wage growth, particularly in the tech and research sectors.

Housing Finance Reform: Crossing the Finish Line

Momentum is building for bipartisan housing finance reform. In a new white paper, Milken Institute experts identify the common elements of the two leading strategies for reforming the secondary mortgage market. Among their findings: the private sector must be the primary source of credit, no firm is too big to fail, and the protected duopoly enjoyed by Freddie Mac and Fannie Mae must end so that new competitors can enter the market.

Lending Role Poses Little Threat to FHLBs

Since 2012, Federal Home Loan Banks have taken a larger role in providing shorter-term funds to commercial banks. This has prompted

AMERICAN OVERSIGHT

concern that a growing mismatch between assets and liabilities could make the FHLBs vulnerable to a liquidity shock. The Milken Institute's Jonathon Adams-Kane and Jakob Wilhelmus argue in American Banker that the risk is quite low. While some extra scrutiny of FHLBs is justified, they should not become a priority for regulators.

Putting Patients First in Medical R&D

Patients are getting more say in the research, development, and delivery of new medical treatments. Doctors, researchers, and other health-care providers are developing tools focused on patient-reported outcomes, or the priorities patients want to see in the R&D/delivery processes. A new *FasterCures* white paper identifies steps the industry can take to give patients more influence on decision making.

More About Our Upcoming Events

MENA Summit, February 7-8, 2018

Events in the Middle East and North Africa influence the decisions of policymakers and business leaders around the globe. The Milken Institute's inaugural MENA Summit offers participants unparalleled insight into the forces and issues that are reshaping the region. This invitation-only gathering brings together high-profile executives, investors, government and political leaders, and philanthropists to discuss topics such as health care, technology, capital markets, and education.

Milken Institute 2018 Global Conference, April 29-May 2, 2018

A global transformation is underway, disrupting social and economic foundations and heralding new challenges. Shifting political tides, emerging demographic trends, and advances in technology all point to the profound changes underway. How we respond will shape the world for decades to come. At our 2018 Global Conference, we will convene the best minds in business, government, technology, philanthropy, academia, and media to examine these challenges and find actionable, collaborative solutions.

MILKEN INSTITUTE
SANTA MONICA | WASHINGTON | LONDON | SINGAPORE

© 2018 Milken Institute
1250 Fourth Street | Santa Monica, CA 90401 | +1 (310) 570-4600
Privacy Policy Manage subscriptions | click here to opt-out of all emails
Opting out will prevent you from receiving invitations and important communication from the Milken Institute.

AMERICAN OVERSIGHT
NV-DA-20-0615-A-002058

Stephanie M. Klapstein

From: Andrew Clinger <aclinger@gov.nv.gov>
Sent: Thursday, May 10, 2018 1:18 PM
To: Paul Anderson; Cory Hunt; Derek Armstrong
Cc: Michael J. Willden
Subject: Modification to Opportunity Zone Nomination
Attachments: OZone Nomination Tool Modified.xlsb; OzoneModPackage.pdf

Paul,

Attached is a copy of the Governor's letter and nomination tool submitted to CDFI modifying our Opportunity Zone nominations.

If you have any questions please don't hesitate to call me.

Thanks,

Andrew Clinger
Senior Advisor
Office of Governor Brian Sandoval
101 North Carson Street
Carson City, NV 89701
T: 775-684-5670|D: 775-684-5667|F: 775-684-5683|E: aclinger@gov.nv.gov

AMERICAN OVERSIGHT

NV-DA-20-0615-A-002059

ONE HUNDRED ONE NORTH CARSON STREET
CARSON CITY, NEVADA 89701
OFFICE: (775) 684-5670
FAX NO.: (775) 684-5683

555 EAST WASHINGTON AVENUE, SUITE 5100
LAS VEGAS, NEVADA 89101
OFFICE: (702) 486-2500
FAX NO.: (702) 486-2505

Office of the Governor

May 8, 2018

The Honorable Steven T. Mnuchin
Secretary
U.S. Department of the Treasury
1500 Pennsylvania Avenue, NW
Washington, DC 20220

Dear Mr. Secretary:

This letter serves as a notification that the State of Nevada hereby modifies the nomination of census tracts for designation as Qualified Opportunity Zones under section 1400Z-1(b)(1) of the Internal Revenue Code, which was submitted on April 20, 2018. The State of Nevada formally nominates the tracts identified in the accompanying revised Opportunity Zone Nomination Tool for designation as Qualified Opportunity Zones (QOZ) under section 1400Z-1(b)(1) of the Internal Revenue Code.

The State of Nevada formally requests the previous nomination of census tract 32019960302 as an eligible non-LIC contiguous tract be withdrawn. The State nominates in its place census tract 32029970200 as an eligible non-LIC contiguous tract using the 2012-2016 American Community Survey (ACS) 5-year data from the United States Census Bureau. Census tract 32029970200 is contiguous with census tract 32019960201, a low-income (LIC) census tract nominated for designation as a QOZ in the original submittal on April 20, 2018, and included in the accompanying revised nomination. The attached 2012-2016 ACS 5-year data demonstrates that the median family income of census tract 32029970200 does not exceed 125 percent of the median family income of LIC census tract 32019960201.

While the nomination instructions, published by the Community Development Financial Institutions Fund (CDFI), state in section 4.1.5 "Nominations of Eligible Non-LIC Contiguous Tracts must be based on the 2011-2015 ACS 5-year data as presented in the Nomination Tool," we believe regulations published in Revenue Procedure 2018-16, 2018-9 I.R.B 383 provides flexibility to use the most recent available ACS 5-year data. Specifically section 3.07 states "On the other hand, in many cases, if a tract is eligible under the most recent available ACS 5-Year data, the tract is eligible to be nominated for designation. If the Information Resource, however, does not identify the tract as eligible, the nomination must be accompanied by an analysis demonstrating that eligibility, including appropriate supporting data from that ACS."

Should you have any questions, please contact Andrew Clinger in my office via email at aclinger@gov.nv.gov or via phone at 775.684.5667.

Sincere regards,

BRIAN SANDOVAL
Governor

AMERICAN OVERSIGHT

Advanced Search - Search all data in American FactFinder

DP03

SELECTED ECONOMIC CHARACTERISTICS
2012-2016 American Community Survey 5-Year Estimates

Tell us what you think. Provide feedback to help make American Community Survey data more useful for you.

Although the American Community Survey (ACS) produces population, demographic and housing unit estimates, it is the Census Bureau's Population Estimates Program that produces and disseminates the official estimates of the population for the nation, states, counties, cities and towns and estimates of housing units for states and counties.

Subject	Census Tract 9602.01, Lyon County, Nevada			
	Estimate	Margin of Error	Percent	Percent Margin of Error
EMPLOYMENT STATUS				
Population 16 years and over	3,345	+/-236	3,345	(X)
In labor force	1,451	+/-200	43.4%	+/-5.1
Civilian labor force	1,451	+/-200	43.4%	+/-5.1
Employed	1,180	+/-178	35.3%	+/-4.9
Unemployed	271	+/-97	8.1%	+/-2.8
Armed Forces	0	+/-12	0.0%	+/-1.0
Not in labor force	1,894	+/-213	56.6%	+/-5.1
Civilian labor force	1,451	+/-200	1,451	(X)
Unemployment Rate	(X)	(X)	18.7%	+/-6.0
Females 16 years and over	1,691	+/-186	1,691	(X)
In labor force	645	+/-155	38.1%	+/-7.3
Civilian labor force	645	+/-155	38.1%	+/-7.3
Employed	505	+/-130	29.9%	+/-6.7
Own children of the householder under 6 years	165	+/-76	165	(X)
All parents in family in labor force	85	+/-76	51.5%	+/-29.5
Own children of the householder 6 to 17 years	450	+/-96	450	(X)
All parents in family in labor force	178	+/-116	39.6%	+/-21.8
COMMUTING TO WORK				
Workers 16 years and over	1,180	+/-178	1,180	(X)
Car, truck, or van -- drove alone	962	+/-165	81.5%	+/-6.4
Car, truck, or van -- carpooled	169	+/-74	14.3%	+/-5.9
Public transportation (excluding taxicab)	0	+/-12	0.0%	+/-2.9
Walked	0	+/-12	0.0%	+/-2.9
Other means	32	+/-29	2.7%	+/-2.4
Worked at home	17	+/-18	1.4%	+/-1.5
Mean travel time to work (minutes)	42.1	+/-5.0	(X)	(X)
OCCUPATION				
Civilian employed population 16 years and over	1,180	+/-178	1,180	(X)
Management, business, science, and arts occupations	268	+/-84	22.7%	+/-7.5
Service occupations	230	+/-79	19.5%	+/-6.6
Sales and office occupations	244	+/-80	20.7%	+/-5.5
Natural resources, construction, and maintenance occupations	206	+/-96	17.5%	+/-7.4
Production, transportation, and material moving occupations	232	+/-101	19.7%	+/-7.1
INDUSTRY				
Civilian employed population 16 years and over	1,180	+/-178	1,180	(X)
Agriculture, forestry, fishing and hunting, and mining	82	+/-57	6.9%	+/-4.8

AMERICAN OVERSIGHT
NV-DA-20-0615-A-002061

Construction	121	+/-82	10.3%	+/-6.9
Manufacturing	124	+/-71	10.5%	+/-5.6
Wholesale trade	9	+/-16	0.8%	+/-1.4
Retail trade	168	+/-65	14.2%	+/-4.9
Transportation and warehousing, and utilities	104	+/-53	8.8%	+/-4.1
Information	0	+/-12	0.0%	+/-2.9
Finance and insurance, and real estate and rental and leasing	45	+/-34	3.8%	+/-2.9
Professional, scientific, and management, and administrative and waste management services	116	+/-70	9.8%	+/-5.5
Educational services, and health care and social assistance	214	+/-85	18.1%	+/-6.8
Arts, entertainment, and recreation, and accommodation and food services	121	+/-61	10.3%	+/-5.3
Other services, except public administration	35	+/-23	3.0%	+/-1.9
Public administration	41	+/-31	3.5%	+/-2.5
CLASS OF WORKER				
Civilian employed population 16 years and over	1,180	+/-178	1,180	(X)
Private wage and salary workers	965	+/-168	81.8%	+/-7.2
Government workers	121	+/-70	10.3%	+/-5.6
Self-employed in own not incorporated business workers	84	+/-54	7.1%	+/-4.5
Unpaid family workers	10	+/-15	0.8%	+/-1.3
INCOME AND BENEFITS (IN 2016 INFLATION-ADJUSTED DOLLARS)				
Total households	1,571	+/-116	1,571	(X)
Less than $10,000	134	+/-71	8.5%	+/-4.6
$10,000 to $14,999	144	+/-87	9.2%	+/-5.3
$15,000 to $24,999	218	+/-73	13.9%	+/-4.7
$25,000 to $34,999	133	+/-50	8.5%	+/-3.2
$35,000 to $49,999	291	+/-99	18.5%	+/-5.8
$50,000 to $74,999	394	+/-106	25.1%	+/-6.4
$75,000 to $99,999	95	+/-50	6.0%	+/-3.3
$100,000 to $149,999	126	+/-56	8.0%	+/-3.6
$150,000 to $199,999	13	+/-19	0.8%	+/-1.2
$200,000 or more	23	+/-27	1.5%	+/-1.7
Median household income (dollars)	43,631	+/-2,433	(X)	(X)
Mean household income (dollars)	49,851	+/-4,699	(X)	(X)
With earnings	988	+/-126	62.9%	+/-6.4
Mean earnings (dollars)	47,197	+/-6,534	(X)	(X)
With Social Security	840	+/-110	53.5%	+/-5.7
Mean Social Security income (dollars)	18,256	+/-1,643	(X)	(X)
With retirement income	515	+/-104	32.8%	+/-5.9
Mean retirement income (dollars)	18,528	+/-4,229	(X)	(X)
With Supplemental Security Income	93	+/-43	5.9%	+/-2.8
Mean Supplemental Security Income (dollars)	9,167	+/-2,348	(X)	(X)
With cash public assistance income	119	+/-72	7.6%	+/-4.4
Mean cash public assistance income (dollars)	1,213	+/-679	(X)	(X)
With Food Stamp/SNAP benefits in the past 12 months	259	+/-89	16.5%	+/-5.5
Families	972	+/-108	972	(X)
Less than $10,000	60	+/-35	6.2%	+/-3.6
$10,000 to $14,999	8	+/-12	0.8%	+/-1.2
$15,000 to $24,999	149	+/-64	15.3%	+/-6.4
$25,000 to $34,999	70	+/-36	7.2%	+/-3.6
$35,000 to $49,999	163	+/-67	16.8%	+/-6.3
$50,000 to $74,999	312	+/-99	32.1%	+/-9.1
$75,000 to $99,999	86	+/-50	8.8%	+/-4.9
$100,000 to $149,999	88	+/-46	9.1%	+/-4.5
$150,000 to $199,999	13	+/-19	1.3%	+/-2.0
$200,000 or more	23	+/-27	2.4%	+/-2.8
Median family income (dollars)	53,581	+/-9,376	(X)	(X)
Mean family income (dollars)	59,033	+/-5,877	(X)	(X)
Per capita income (dollars)	20,828	+/-2,059	(X)	(X)
Nonfamily households	599	+/-128	599	(X)
Median nonfamily income (dollars)	22,679	+/-13,225	(X)	(X)
Mean nonfamily income (dollars)	32,928	+/-6,127	(X)	(X)
Median earnings for workers (dollars)	27,109	+/-10,152	(X)	(X)
Median earnings for male full-time, year-round workers (dollars)	49,943	+/-10,597	(X)	(X)
Median earnings for female full-time, year-round workers (dollars)	34,118	+/-8,524	(X)	(X)
HEALTH INSURANCE COVERAGE				
Civilian noninstitutionalized population	3,954	+/-268	3,954	(X)
With health insurance coverage	3,490	+/-261	88.3%	+/-3.2
With private health insurance	1,954	+/-263	49.4%	+/-6.2
With public coverage	2,190	+/-287	55.4%	+/-6.1
No health insurance coverage	464	+/-134	11.7%	+/-3.2
Civilian noninstitutionalized population under 18 years	694	+/-118	694	(X)
No health insurance coverage	43	+/-37	6.2%	+/-5.1
Civilian noninstitutionalized population 18 to 64 years	2,277	+/-226	2,277	(X)

Versions of this table are available for the following years:

2016
2015
2014
2013
2012
2011
2010

AMERICAN OVERSIGHT

In labor force:	1,349	+/-185	1,349	(X)
Employed:	1,089	+/-162	1,089	(X)
With health insurance coverage	831	+/-140	76.3%	+/-7.6
With private health insurance	686	+/-131	63.0%	+/-8.4
With public coverage	219	+/-92	20.1%	+/-8.2
No health insurance coverage	258	+/-95	23.7%	+/-7.6
Unemployed:	260	+/-97	260	(X)
With health insurance coverage	180	+/-73	69.2%	+/-15.4
With private health insurance	84	+/-62	32.3%	+/-20.2
With public coverage	96	+/-60	36.9%	+/-20.7
No health insurance coverage	80	+/-53	30.8%	+/-15.4
Not in labor force:	928	+/-219	928	(X)
With health insurance coverage	857	+/-214	92.3%	+/-5.1
With private health insurance	399	+/-167	43.0%	+/-12.1
With public coverage	535	+/-139	57.7%	+/-12.5
No health insurance coverage	71	+/-47	7.7%	+/-5.1
PERCENTAGE OF FAMILIES AND PEOPLE WHOSE INCOME IN THE PAST 12 MONTHS IS BELOW THE POVERTY LEVEL				
All families	(X)	(X)	14.5%	+/-6.4
With related children of the householder under 18 years	(X)	(X)	29.9%	+/-14.6
With related children of the householder under 5 years only	(X)	(X)	0.0%	+/-67.2
Married couple families	(X)	(X)	11.8%	+/-6.8
With related children of the householder under 18 years	(X)	(X)	19.9%	+/-15.7
With related children of the householder under 5 years only	(X)	(X)	0.0%	+/-67.2
Families with female householder, no husband present	(X)	(X)	30.4%	+/-19.4
With related children of the householder under 18 years	(X)	(X)	52.0%	+/-27.6
With related children of the householder under 5 years only	(X)	(X)	-	**
All people	(X)	(X)	22.8%	+/-7.3
Under 18 years	(X)	(X)	35.6%	+/-18.2
Related children of the householder under 18 years	(X)	(X)	35.6%	+/-18.2
Related children of the householder under 5 years	(X)	(X)	31.1%	+/-23.8
Related children of the householder 5 to 17 years	(X)	(X)	36.7%	+/-18.9
18 years and over	(X)	(X)	20.1%	+/-6.7
18 to 64 years	(X)	(X)	26.5%	+/-8.8
65 years and over	(X)	(X)	5.2%	+/-3.5
People in families	(X)	(X)	19.9%	+/-8.7
Unrelated individuals 15 years and over	(X)	(X)	32.5%	+/-11.8

Source: U.S. Census Bureau, 2012-2016 American Community Survey 5-Year Estimates

Explanation of Symbols:
An '**' entry in the margin of error column indicates that either no sample observations or too few sample observations were available to compute a standard error and thus the margin of error. A statistical test is not appropriate.
An '-' entry in the estimate column indicates that either no sample observations or too few sample observations were available to compute an estimate, or a ratio of medians cannot be calculated because one or both of the median estimates falls in the lowest interval or upper interval of an open-ended distribution.
An '-' following a median estimate means the median falls in the lowest interval of an open-ended distribution.
An '+' following a median estimate means the median falls in the upper interval of an open-ended distribution.
An '***' entry in the margin of error column indicates that the median falls in the lowest interval or upper interval of an open-ended distribution. A statistical test is not appropriate.
An '*****' entry in the margin of error column indicates that the estimate is controlled. A statistical test for sampling variability is not appropriate.
An 'N' entry in the estimate and margin of error columns indicates that data for this geographic area cannot be displayed because the number of sample cases is too small.
An '(X)' means that the estimate is not applicable or not available.

AMERICAN OVERSIGHT

NV-DA-20-0615-A-002063

Advanced Search - Search all data in American FactFinder

DP03

SELECTED ECONOMIC CHARACTERISTICS
2012-2016 American Community Survey 5-Year Estimates

Tell us what you think. Provide feedback to help make American Community Survey data more useful for you.

Although the American Community Survey (ACS) produces population, demographic and housing unit estimates, it is the Census Bureau's Population Estimates Program that produces and disseminates the official estimates of the population for the nation, states, counties, cities and towns and estimates of housing units for states and counties.

Versions of this table are available for the following years:
2016
2015
2014
2013
2012
2011
2010

1 - 137 of 137

Subject	Census Tract 9702, Storey County, Nevada			
	Estimate	Margin of Error	Percent	Percent Margin of Error
EMPLOYMENT STATUS				
Population 16 years and over	3,553	+/-129	3,553	(X)
In labor force	1,913	+/-252	53.8%	+/-7.8
Civilian labor force	1,906	+/-251	53.6%	+/-7.8
Employed	1,828	+/-255	51.4%	+/-7.9
Unemployed	78	+/-41	2.2%	+/-1.1
Armed Forces	7	+/-11	0.2%	+/-0.3
Not in labor force	1,640	+/-313	46.2%	+/-7.8
Civilian labor force	1,906	+/-251	1,906	(X)
Unemployment Rate	(X)	(X)	4.1%	+/-2.2
Females 16 years and over	1,813	+/-108	1,813	(X)
In labor force	946	+/-163	52.2%	+/-8.5
Civilian labor force	939	+/-161	51.8%	+/-8.4
Employed	912	+/-165	50.3%	+/-8.6
Own children of the householder under 6 years	153	+/-58	153	(X)
All parents in family in labor force	132	+/-61	86.3%	+/-22.3
Own children of the householder 6 to 17 years	354	+/-144	354	(X)
All parents in family in labor force	303	+/-139	85.6%	+/-17.1
COMMUTING TO WORK				
Workers 16 years and over	1,804	+/-259	1,804	(X)
Car, truck, or van -- drove alone	1,559	+/-267	86.4%	+/-5.4
Car, truck, or van -- carpooled	94	+/-55	5.2%	+/-3.1
Public transportation (excluding taxicab)	0	+/-12	0.0%	+/-1.9
Walked	31	+/-45	1.7%	+/-2.5
Other means	0	+/-12	0.0%	+/-1.9
Worked at home	120	+/-76	6.7%	+/-4.3
Mean travel time to work (minutes)	28.8	+/-2.9	(X)	(X)
OCCUPATION				
Civilian employed population 16 years and over	1,828	+/-255	1,828	(X)
Management, business, science, and arts occupations	548	+/-152	30.0%	+/-8.1
Service occupations	280	+/-95	15.3%	+/-4.7
Sales and office occupations	594	+/-160	32.5%	+/-7.3
Natural resources, construction, and maintenance occupations	250	+/-108	13.7%	+/-5.2
Production, transportation, and material moving occupations	156	+/-89	8.5%	+/-4.8
INDUSTRY				
Civilian employed population 16 years and over	1,828	+/-255	1,828	(X)
Agriculture, forestry, fishing and hunting, and mining	36	+/-46	2.0%	+/-2.5

AMERICAN OVERSIGHT
NV-DA-20-0615-A-002064

Construction	209	+/-110	11.4%	+/-5.5
Manufacturing	137	+/-76	7.5%	+/-4.1
Wholesale trade	81	+/-71	4.4%	+/-3.7
Retail trade	212	+/-105	11.6%	+/-5.9
Transportation and warehousing, and utilities	196	+/-87	10.7%	+/-4.6
Information	21	+/-27	1.1%	+/-1.5
Finance and insurance, and real estate and rental and leasing	103	+/-62	5.6%	+/-3.2
Professional, scientific, and management, and administrative and waste management services	121	+/-62	6.6%	+/-3.4
Educational services, and health care and social assistance	247	+/-107	13.5%	+/-5.8
Arts, entertainment, and recreation, and accommodation and food services	264	+/-131	14.4%	+/-6.6
Other services, except public administration	71	+/-40	3.9%	+/-2.2
Public administration	130	+/-86	7.1%	+/-4.5
CLASS OF WORKER				
Civilian employed population 16 years and over	1,828	+/-255	1,828	(X)
Private wage and salary workers	1,365	+/-235	74.7%	+/-6.7
Government workers	283	+/-104	15.5%	+/-5.3
Self-employed in own not incorporated business workers	180	+/-85	9.8%	+/-4.7
Unpaid family workers	0	+/-12	0.0%	+/-1.9
INCOME AND BENEFITS (IN 2016 INFLATION-ADJUSTED DOLLARS)				
Total households	1,752	+/-107	1,752	(X)
Less than $10,000	58	+/-40	3.3%	+/-2.2
$10,000 to $14,999	18	+/-21	1.0%	+/-1.2
$15,000 to $24,999	155	+/-67	8.8%	+/-3.8
$25,000 to $34,999	127	+/-66	7.2%	+/-3.7
$35,000 to $49,999	313	+/-91	17.9%	+/-5.2
$50,000 to $74,999	357	+/-111	20.4%	+/-6.1
$75,000 to $99,999	315	+/-117	18.0%	+/-6.6
$100,000 to $149,999	271	+/-93	15.5%	+/-5.3
$150,000 to $199,999	106	+/-72	6.1%	+/-4.1
$200,000 or more	32	+/-29	1.8%	+/-1.7
Median household income (dollars)	65,508	+/-6,803	(X)	(X)
Mean household income (dollars)	74,972	+/-8,622	(X)	(X)
With earnings	1,242	+/-156	70.9%	+/-8.2
Mean earnings (dollars)	76,876	+/-9,855	(X)	(X)
With Social Security	781	+/-158	44.6%	+/-8.7
Mean Social Security income (dollars)	21,446	+/-2,599	(X)	(X)
With retirement income	477	+/-118	27.2%	+/-6.8
Mean retirement income (dollars)	24,151	+/-7,201	(X)	(X)
With Supplemental Security Income	46	+/-33	2.6%	+/-1.9
Mean Supplemental Security Income (dollars)	9,000	+/-2,810	(X)	(X)
With cash public assistance income	36	+/-38	2.1%	+/-2.2
Mean cash public assistance income (dollars)	N	N	N	N
With Food Stamp/SNAP benefits in the past 12 months	64	+/-50	3.7%	+/-2.8
Families	1,079	+/-133	1,079	(X)
Less than $10,000	16	+/-19	1.5%	+/-1.8
$10,000 to $14,999	6	+/-10	0.6%	+/-0.9
$15,000 to $24,999	12	+/-13	1.1%	+/-1.2
$25,000 to $34,999	93	+/-55	8.6%	+/-5.0
$35,000 to $49,999	162	+/-61	15.0%	+/-5.5
$50,000 to $74,999	335	+/-100	31.0%	+/-8.3
$75,000 to $99,999	208	+/-106	19.3%	+/-9.5
$100,000 to $149,999	133	+/-51	12.3%	+/-4.7
$150,000 to $199,999	98	+/-71	9.1%	+/-6.4
$200,000 or more	16	+/-12	1.5%	+/-1.2
Median family income (dollars)	66,738	+/-8,677	(X)	(X)
Mean family income (dollars)	80,163	+/-8,952	(X)	(X)
Per capita income (dollars)	34,967	+/-3,967	(X)	(X)
Nonfamily households	673	+/-152	673	(X)
Median nonfamily income (dollars)	42,054	+/-12,007	(X)	(X)
Mean nonfamily income (dollars)	61,364	+/-16,820	(X)	(X)
Median earnings for workers (dollars)	45,817	+/-9,689	(X)	(X)
Median earnings for male full-time, year-round workers (dollars)	63,217	+/-12,485	(X)	(X)
Median earnings for female full-time, year-round workers (dollars)	52,983	+/-7,918	(X)	(X)
HEALTH INSURANCE COVERAGE				
Civilian noninstitutionalized population	3,918	+/-18	3,918	(X)
With health insurance coverage	3,432	+/-164	87.6%	+/-4.2
With private health insurance	2,712	+/-266	69.2%	+/-6.8
With public coverage	1,534	+/-245	39.2%	+/-6.3
No health insurance coverage	486	+/-163	12.4%	+/-4.2
Civilian noninstitutionalized population under 18 years	533	+/-138	533	(X)
No health insurance coverage	46	+/-41	8.6%	+/-8.4
Civilian noninstitutionalized population 18 to 64 years	2,254	+/-191	2,254	(X)

AMERICAN OVERSIGHT

In labor force:	1,671	+/-235	1,671	(X)
Employed:	1,593	+/-240	1,593	(X)
With health insurance coverage	1,434	+/-256	90.0%	+/-5.0
With private health insurance	1,377	+/-247	86.4%	+/-5.9
With public coverage	165	+/-104	10.4%	+/-6.1
No health insurance coverage	159	+/-74	10.0%	+/-5.0
Unemployed:	78	+/-41	78	(X)
With health insurance coverage	40	+/-27	51.3%	+/-27.4
With private health insurance	33	+/-26	42.3%	+/-28.4
With public coverage	12	+/-13	15.4%	+/-16.8
No health insurance coverage	38	+/-34	48.7%	+/-27.4
Not in labor force:	583	+/-162	583	(X)
With health insurance coverage	355	+/-113	60.9%	+/-13.9
With private health insurance	244	+/-86	41.9%	+/-12.4
With public coverage	141	+/-94	24.2%	+/-14.1
No health insurance coverage	228	+/-113	39.1%	+/-13.9
PERCENTAGE OF FAMILIES AND PEOPLE WHOSE INCOME IN THE PAST 12 MONTHS IS BELOW THE POVERTY LEVEL				
All families	(X)	(X)	2.6%	+/-2.2
With related children of the householder under 18 years	(X)	(X)	1.9%	+/-2.8
With related children of the householder under 5 years only	(X)	(X)	0.0%	+/-40.4
Married couple families	(X)	(X)	2.4%	+/-2.3
With related children of the householder under 18 years	(X)	(X)	3.2%	+/-4.8
With related children of the householder under 5 years only	(X)	(X)	0.0%	+/-52.0
Families with female householder, no husband present	(X)	(X)	6.4%	+/-11.4
With related children of the householder under 18 years	(X)	(X)	0.0%	+/-34.6
With related children of the householder under 5 years only	(X)	(X)	0.0%	+/-82.3
All people	(X)	(X)	7.2%	+/-2.8
Under 18 years	(X)	(X)	7.3%	+/-8.6
Related children of the householder under 18 years	(X)	(X)	2.6%	+/-4.2
Related children of the householder under 5 years	(X)	(X)	0.0%	+/-30.4
Related children of the householder 5 to 17 years	(X)	(X)	3.1%	+/-5.3
18 years and over	(X)	(X)	7.2%	+/-2.9
18 to 64 years	(X)	(X)	9.6%	+/-4.2
65 years and over	(X)	(X)	2.4%	+/-2.8
People in families	(X)	(X)	3.1%	+/-2.6
Unrelated individuals 15 years and over	(X)	(X)	18.7%	+/-7.2

Source: U.S. Census Bureau, 2012-2016 American Community Survey 5-Year Estimates

Explanation of Symbols:
An '**' entry in the margin of error column indicates that either no sample observations or too few sample observations were available to compute a standard error and thus the margin of error. A statistical test is not appropriate.
An '-' entry in the estimate column indicates that either no sample observations or too few sample observations were available to compute an estimate, or a ratio of medians cannot be calculated because one or both of the median estimates falls in the lowest interval or upper interval of an open-ended distribution.
An '-' following a median estimate means the median falls in the lowest interval of an open-ended distribution.
An '+' following a median estimate means the median falls in the upper interval of an open-ended distribution.
An '***' entry in the margin of error column indicates that the median falls in the lowest interval or upper interval of an open-ended distribution. A statistical test is not appropriate.
An '*****' entry in the margin of error column indicates that the estimate is controlled. A statistical test for sampling variability is not appropriate.
An 'N' entry in the estimate and margin of error columns indicates that data for this geographic area cannot be displayed because the number of sample cases is too small.
An '(X)' means that the estimate is not applicable or not available.

AMERICAN OVERSIGHT

NV-DA-20-0615-A-002066

Opportunity Zone Nomination Tool
Basic Information

State Information	
State Name	Nevada
State Chief Executive Officer	Governor Brian Sandoval
State Opportunity Zone Unique Code	kffp10283f

Contact Information for Authorized Representative Who Prepared the Nomination Tool	
Name	Derek Armstrong
State Agency/Office	Nevada Governor's Office of Economic Development
Phone	(702) 486-2709
Fax	
Email	darmstrong@diversifynevada.com

Mailing Address	
Street 1	555 E. Washington Ave, Suite 5400
City	Las Vegas
State	NV
Zip Code	89101

Paperwork Reduction Act Burden Statement

According to the Paperwork Reduction Act, as amended, no persons are required to respond to a collection of information unless it displays a valid Office of Management and Budget (OMB) Approval Number. This Approval Number for this form is 1559-0049. Public reporting burden for this collection of information is estimated to average 1.0 hours per response, including time for reviewing instructions, searching existing data sources, gathering and maintaining the data needed, and completing and reviewing the collection of information. Send comments regarding the burden estimate or any other aspect of this collection of information, including suggestions for reducing this burden, to the Community Development Financial Institutions Fund, 1500 Pennsylvania Avenue, Washington, D.C. 20220.

AMERICAN OVERSIGHT

Please note that the worksheet tests provided below are solely for the convenience of the State and to provide assistance with the nomination process, and are not determinative.
The Internal Revenue Service will make the final determination and designation of each State's Opportunity Zones.

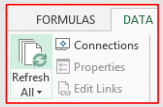

CLICK "DATA" MENU "REFRESH ALL" State	Total Number of LIC Tracts in State	Maximum Number of Tracts That Can Be Nominated (the greater of 25% of All LICs or 25 if State has fewer than 100 LICs)	Maximum Number of Eligible Non-LIC Contiguous Tracts That Can Be Among the Nominated Tracts (5% of Column C) if the State Maximizes the Number of its Nominations	Number of LIC Tracts Nominated (2011-2015 ACS)	Number of LIC Tracts Nominated (2012-2016 ACS)	Number of In-State Eligible Non-LIC Contiguous Tracts Nominated	Number of Cross-State Eligible Non-LIC Contiguous Tracts Nominated	Total Tracts Nominated	DOES OPPORTUNITY ZONE PASS 25% TEST? (Number of tracts designated may not exceed 25% of number of LICs in the State)	DOES OPPORTUNITY ZONE PASS 5% TEST? (Not more than 5% of tracts designated may be Non-LIC Contiguous tracts)
Alabama	629	158	8	0	0	0	0	0		
Alaska	55	25	2	0	0	0	0	0		
American Samoa	16	25	See Note	0	0	0	0	0		
Arizona	671	168	9	0	0	0	0	0		
Arkansas	340	85	5	0	0	0	0	0		
California	3516	879	44	0	0	0	0	0		
Colorado	501	126	7	0	0	0	0	0		
Connecticut	286	72	4	0	0	0	0	0		
Delaware	80	25	2	0	0	0	0	0		
District of Columbia	97	25	2	0	0	0	0	0		
Florida	1706	427	22	0	0	0	0	0		
Georgia	1039	260	13	0	0	0	0	0		
Guam	31	25	2	0	0	0	0	0		
Hawaii	99	25	2	0	0	0	0	0		
Idaho	109	28	2	0	0	0	0	0		
Illinois	1305	327	17	0	0	0	0	0		
Indiana	621	156	8	0	0	0	0	0		
Iowa	247	62	4	0	0	0	0	0		
Kansas	295	74	4	0	0	0	0	0		
Kentucky	573	144	8	0	0	0	0	0		
Louisiana	597	150	8	0	0	0	0	0		
Maine	128	32	2	0	0	0	0	0		
Maryland	593	149	8	0	0	0	0	0		
Massachusetts	550	138	7	0	0	0	0	0		
Michigan	1152	288	15	0	0	0	0	0		
Minnesota	509	128	7	0	0	0	0	0		
Mississippi	399	100	5	0	0	0	0	0		
Missouri	641	161	9	0	0	0	0	0		
Montana	90	25	2	0	0	0	0	0		
Nebraska	176	44	3	0	0	0	0	0		
Nevada	243	61	4	60	1	0	0	61	PASS	PASS
New Hampshire	105	27	2	0	0	0	0	0		
New Jersey	676	169	9	0	0	0	0	0		
New Mexico	249	63	4	0	0	0	0	0		
New York	2055	514	26	0	0	0	0	0		
North Carolina	1007	252	13	0	0	0	0	0		
North Dakota	50	25	2	0	0	0	0	0		
Northern Mariana Islands	20	25	See Note	0	0	0	0	0		
Ohio	1280	320	16	0	0	0	0	0		
Oklahoma	465	117	6	0	0	0	0	0		
Oregon	342	86	5	0	0	0	0	0		
Pennsylvania	1197	300	15	0	0	0	0	0		
Puerto Rico	835	See Note	See Note	0	0	0	0	0		
Rhode Island	78	25	2	0	0	0	0	0		
South Carolina	538	135	7	0	0	0	0	0		
South Dakota	69	25	2	0	0	0	0	0		
Tennessee	702	176	9	0	0	0	0	0		
Texas	2510	628	32	0	0	0	0	0		

AMERICAN OVERSIGHT

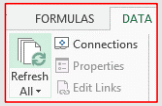 CLICK "DATA" MENU "REFRESH ALL" State	Total Number of LIC Tracts in State	Maximum Number of Tracts That Can Be Nominated (the greater of 25% of All LICs or 25 if State has fewer than 100 LICs)	Maximum Number of Eligible Non-LIC Contiguous Tracts That Can Be Among the Nominated Tracts (5% of Column C) if the State Maximizes the Number of its Nominations	Number of LIC Tracts Nominated (2011-2015 ACS)	Number of LIC Tracts Nominated (2012-2016 ACS)	Number of In-State Eligible Non-LIC Contiguous Tracts Nominated	Number of Cross-State Eligible Non-LIC Contiguous Tracts Nominated	Total Tracts Nominated	DOES OPPORTUNITY ZONE PASS 25% TEST? (Number of tracts designated may not exceed 25% of number of LICs in the State)	DOES OPPORTUNITY ZONE PASS 5% TEST? (Not more than 5% of tracts designated may be Non-LIC Contiguous tracts)
Utah	181	46	3	0	0	0	0	0		
Vermont	48	25	2	0	0	0	0	0		
Virgin Islands	13	25	See Note	0	0	0	0	0		
Virginia	847	212	11	0	0	0	0	0		
Washington	555	139	7	0	0	0	0	0		
West Virginia	220	55	3	0	0	0	0	0		
Wisconsin	479	120	6	0	0	0	0	0		
Wyoming	33	25	2	0	0	0	0	0		

Note on Puerto Rico: Puerto Rico contains 835 population census tracts that are low-income communities and 26 tracts that are Eligible Non-LIC Contiguous Tracts. The Bipartisan Budget Act of 2018 (P.L. 115-123) deemed all of the LIC tracts to be certified and designated as qualified opportunity zones. In addition Puerto Rico may nominate Eligible Non-LIC Contiguous Tracts, provided that the nominated non-LIC tracts do not exceed 5 percent of all nominated tracts (both low-income communities and nominated contiguous tracts). Thus, Puerto Rico may nominate as many of its 26 Eligible Non-LIC Contiguous Tracts as desired, because 26 does not exceed the sum of 835 and 26.

Note on USVI: The U.S. Virgin Islands may nominate Eligible Non-LIC Contiguous Tracts, provided that the nominated non-LIC tracts do not exceed 5 percent of all nominated tracts (both low-income communities and nominated contiguous tracts). Thus the Virgin Islands may nominate no more than 1 of its Eligible Non-LIC Contiguous Tracts.

Note for Northern Mariana Islands and American Samoa: Neither Northern Mariana Islands nor American Samoa has any Eligible Non-LIC Contiguous Tracts.

AMERICAN OVERSIGHT

Click arrow to filter state State	Low Income Communities (LICs)	Enter "YES" Below to Nominate LIC
Nevada	32001950301	
Nevada	32001950302	
Nevada	32001950400	
Nevada	32001950500	YES
Nevada	32003000103	YES
Nevada	32003000105	YES
Nevada	32003000106	YES
Nevada	32003000108	
Nevada	32003000201	YES
Nevada	32003000203	YES
Nevada	32003000301	YES
Nevada	32003000302	
Nevada	32003000401	YES
Nevada	32003000402	YES
Nevada	32003000403	YES
Nevada	32003000510	YES
Nevada	32003000513	
Nevada	32003000514	
Nevada	32003000515	
Nevada	32003000516	
Nevada	32003000517	
Nevada	32003000518	
Nevada	32003000519	
Nevada	32003000520	YES
Nevada	32003000521	YES
Nevada	32003000522	YES
Nevada	32003000523	YES
Nevada	32003000524	
Nevada	32003000525	
Nevada	32003000526	
Nevada	32003000527	
Nevada	32003000528	
Nevada	32003000600	YES
Nevada	32003000700	YES
Nevada	32003000800	YES
Nevada	32003001100	YES
Nevada	32003001200	
Nevada	32003001300	YES
Nevada	32003001401	
Nevada	32003001402	
Nevada	32003001501	YES
Nevada	32003001502	
Nevada	32003001607	YES

AMERICAN OVERSIGHT

Click arrow to filter state State	Low Income Communities (LICs)	Enter "YES" Below to Nominate LIC
Nevada	32003001608	
Nevada	32003001609	
Nevada	32003001611	
Nevada	32003001612	
Nevada	32003001613	
Nevada	32003001709	
Nevada	32003001710	
Nevada	32003001711	
Nevada	32003001712	
Nevada	32003001715	
Nevada	32003001718	
Nevada	32003001801	YES
Nevada	32003001804	
Nevada	32003001901	YES
Nevada	32003001902	
Nevada	32003002000	
Nevada	32003002201	YES
Nevada	32003002203	
Nevada	32003002204	
Nevada	32003002206	
Nevada	32003002207	
Nevada	32003002403	YES
Nevada	32003002404	YES
Nevada	32003002405	YES
Nevada	32003002406	
Nevada	32003002501	
Nevada	32003002504	
Nevada	32003002505	
Nevada	32003002506	YES
Nevada	32003002603	YES
Nevada	32003002604	
Nevada	32003002605	
Nevada	32003002706	
Nevada	32003002708	
Nevada	32003002810	
Nevada	32003002821	
Nevada	32003002822	
Nevada	32003002823	
Nevada	32003002825	
Nevada	32003002847	YES
Nevada	32003002905	YES
Nevada	32003002919	
Nevada	32003002936	

AMERICAN OVERSIGHT

Click arrow to filter state State	Low Income Communities (LICs)	Enter "YES" Below to Nominate LIC
Nevada	32003002937	
Nevada	32003002948	
Nevada	32003002954	
Nevada	32003002956	
Nevada	32003002958	
Nevada	32003002962	YES
Nevada	32003002964	
Nevada	32003002965	
Nevada	32003002966	
Nevada	32003002967	
Nevada	32003002969	
Nevada	32003002995	
Nevada	32003002996	
Nevada	32003003004	
Nevada	32003003006	YES
Nevada	32003003102	
Nevada	32003003103	
Nevada	32003003104	
Nevada	32003003215	
Nevada	32003003220	
Nevada	32003003228	
Nevada	32003003409	
Nevada	32003003413	
Nevada	32003003415	
Nevada	32003003418	
Nevada	32003003419	
Nevada	32003003420	
Nevada	32003003421	
Nevada	32003003422	
Nevada	32003003423	
Nevada	32003003426	
Nevada	32003003428	
Nevada	32003003429	
Nevada	32003003430	
Nevada	32003003431	
Nevada	32003003500	
Nevada	32003003616	YES
Nevada	32003003617	
Nevada	32003003631	
Nevada	32003003633	
Nevada	32003003638	
Nevada	32003003700	YES
Nevada	32003003800	YES

AMERICAN OVERSIGHT

Click arrow to filter state State	Low Income Communities (LICs)	Enter "YES" Below to Nominate LIC
Nevada	32003004000	YES
Nevada	32003004100	
Nevada	32003004200	
Nevada	32003004301	
Nevada	32003004302	YES
Nevada	32003004401	
Nevada	32003004402	
Nevada	32003004500	
Nevada	32003004601	
Nevada	32003004602	
Nevada	32003004703	
Nevada	32003004707	
Nevada	32003004709	
Nevada	32003004710	
Nevada	32003004712	
Nevada	32003004713	
Nevada	32003004714	
Nevada	32003004715	
Nevada	32003004716	
Nevada	32003004911	
Nevada	32003004912	
Nevada	32003004914	
Nevada	32003004916	
Nevada	32003004920	
Nevada	32003004921	
Nevada	32003004924	
Nevada	32003005005	YES
Nevada	32003005006	
Nevada	32003005010	
Nevada	32003005011	
Nevada	32003005013	
Nevada	32003005014	
Nevada	32003005200	YES
Nevada	32003005421	YES
Nevada	32003005422	YES
Nevada	32003005423	
Nevada	32003005438	YES
Nevada	32003005439	
Nevada	32003005607	
Nevada	32003005614	
Nevada	32003005702	
Nevada	32003005703	
Nevada	32003005704	

AMERICAN OVERSIGHT

Click arrow to filter state State	Low Income Communities (LICs)	Enter "YES" Below to Nominate LIC
Nevada	32003005848	
Nevada	32003006001	
Nevada	32003006103	
Nevada	32003006201	
Nevada	32003006202	
Nevada	32003006203	
Nevada	32003006204	
Nevada	32003006800	YES
Nevada	32003007100	
Nevada	32003007200	
Nevada	32003007800	YES
Nevada	32005001100	
Nevada	32005002400	
Nevada	32007951300	
Nevada	32007951500	YES
Nevada	32007951700	
Nevada	32009950100	
Nevada	32019960103	YES
Nevada	32019960201	YES
Nevada	32019960202	
Nevada	32019960301	
Nevada	32019960900	
Nevada	32021970800	
Nevada	32023960401	YES
Nevada	32023960402	
Nevada	32023960403	
Nevada	32023960404	
Nevada	32023960405	
Nevada	32031000101	YES
Nevada	32031000102	YES
Nevada	32031000201	YES
Nevada	32031000202	YES
Nevada	32031000400	
Nevada	32031000700	
Nevada	32031000900	YES
Nevada	32031001008	
Nevada	32031001009	YES
Nevada	32031001201	
Nevada	32031001202	
Nevada	32031001300	
Nevada	32031001400	
Nevada	32031001502	YES
Nevada	32031001701	

AMERICAN OVERSIGHT

Click arrow to filter state State	Low Income Communities (LICs)	Enter "YES" Below to Nominate LIC
Nevada	32031001702	
Nevada	32031001801	
Nevada	32031001802	
Nevada	32031001901	
Nevada	32031001902	
Nevada	32031002107	
Nevada	32031002204	
Nevada	32031002205	
Nevada	32031002211	
Nevada	32031002212	
Nevada	32031002406	
Nevada	32031002611	
Nevada	32031002612	
Nevada	32031002614	
Nevada	32031002619	
Nevada	32031002703	
Nevada	32031002704	
Nevada	32031002705	
Nevada	32031002802	
Nevada	32031002902	
Nevada	32031003000	
Nevada	32031003101	YES
Nevada	32031940200	YES
Nevada	32510000501	
Nevada	32510000502	
Nevada	32510000600	YES
Nevada	32510000900	
Nevada	32510001001	

AMERICAN OVERSIGHT

Click arrow to filter state State	Eligible Non-LIC Contiguous Tracts	Contiguous LICs (NOTE: An Eligible Non-LIC Contiguous Tract may be nominated only if one or more of its corresponding Contiguous LICs is also nominated)	Additional Cross-State LIC Tract?	Enter "YES" Below to Nominate Eligible Non-LIC Contiguous Tract	Enter the Tract Number of Corresponding Contiguous LIC Nominated
Nevada	32003000101	32003003423,32003003430,32003000105,32003000203	NO		
Nevada	32003000109	32003003423,32003003103,32003003102	NO		
Nevada	32003001003	32003000105,32003002905,32003002937,32003000103	NO		
Nevada	32003001004	32003000105	NO		
Nevada	32003001610	32003001609,32003001611,32003001608	NO		
Nevada	32003001706	32003001709	NO		
Nevada	32003001707	32003001902	NO		
Nevada	32003001708	32003001709	NO		
Nevada	32003001713	32003002825	NO		
Nevada	32003001716	32003001715,32003001710,32003005014	NO		
Nevada	32003002302	32003002000	NO		
Nevada	32003002707	32003002823	NO		
Nevada	32003002824	32003002825	NO		
Nevada	32003002826	32003002825,32003002821	NO		
Nevada	32003002827	32003002821,32003005010,32003002822	NO		
Nevada	32003002916	32003003006	NO		
Nevada	32003002935	32003002948,32003002936	NO		
Nevada	32003002941	32003002919	NO		
Nevada	32003002942	32003002919,32003002948	NO		
Nevada	32003002949	32003002919	NO		
Nevada	32003002950	32003002919	NO		
Nevada	32003002951	32003002919	NO		
Nevada	32003002952	32003002919	NO		
Nevada	32003002953	32003002919	NO		
Nevada	32003002961	32003002962	NO		
Nevada	32003002968	32003002962,32003002958	NO		
Nevada	32003002970	32003002962,32003002967,32003002956,32003002965	NO		
Nevada	32003003001	32003003006	NO		
Nevada	32003003003	32003003421,32003003220,32003003422	NO		
Nevada	32003003005	32003003006	NO		
Nevada	32003003214	32003003215	NO		
Nevada	32003003219	32003003215	NO		
Nevada	32003003230	32003003228	NO		
Nevada	32003003234	32003003228	NO		
Nevada	32003003235	32003003228	NO		
Nevada	32003003247	32003003215	NO		
Nevada	32003003248	32003003215	NO		
Nevada	32003003253	32003003006	NO		
Nevada	32003003254	32003003220	NO		
Nevada	32003003260	32003003006	NO		
Nevada	32003003318	32003003228	NO		
Nevada	32003003411	32003003409	NO		
Nevada	32003003412	32003003413,32003003409	NO		
Nevada	32003003624	32003003638	NO		
Nevada	32003003625	32003003638	NO		
Nevada	32003003634	32003003631,32003003633	NO		
Nevada	32003003637	32003003638	NO		

AMERICAN OVERSIGHT

Click arrow to filter state State	Eligible Non-LIC Contiguous Tracts	Contiguous LICs (NOTE: An Eligible Non-LIC Contiguous Tract may be nominated only if one or more of its corresponding Contiguous LICs is also nominated)	Additional Cross-State LIC Tract?	Enter "YES" Below to Nominate Eligible Non-LIC Contiguous Tract	Enter the Tract Number of Corresponding Contiguous LIC Nominated
Nevada	32003003639	32003003638	NO		
Nevada	32003003644	32003003616,32003003700	NO		
Nevada	32003004717	32003004707	NO		
Nevada	32003004910	32003004921,32003004912,32003004911	NO		
Nevada	32003004915	32003004914,32003004916	NO		
Nevada	32003004917	32003004916,32003006103,32003007200	NO		
Nevada	32003004925	32003004921	NO		
Nevada	32003005016	32003005013,32003005010,32003005014	NO		
Nevada	32003005101	32003002821,32003005010	NO		
Nevada	32003005103	32003002821	NO		
Nevada	32003005105	32003005200	NO		
Nevada	32003005336	32003005423,32003005200,32003005422	NO		
Nevada	32003005615	32003005614	NO		
Nevada	32003005705	04015951900	YES		
Nevada	32005001200	32005001100,32005002400	NO		
Nevada	32005001500	32005002400	NO		
Nevada	32005001700	06017030200	YES		
Nevada	32005002500	32005002400	NO		
Nevada	32017950100	49021110300,49053270300	YES		
Nevada	32017950200	49053270300	YES		
Nevada	32019960102	32019960103	NO		
Nevada	32019960302	32019960301,32019960201	NO		
Nevada	32019960303	32019960301	NO		
Nevada	32023960300	32009950100,32023960401	NO		
Nevada	32023960406	32023960404	NO		
Nevada	32031000300	32031000400,32031000101	NO		
Nevada	32031001501	32031002619,32031001702	NO		
Nevada	32031002401	32031002406,32031001300	NO		
Nevada	32031002407	32031002406	NO		
Nevada	32031002410	32031001201	NO		
Nevada	32031002411	32031002406,32031001201	NO		
Nevada	32031002500	32031001300	NO		
Nevada	32031002610	32031002612,32031002619	NO		
Nevada	32031002613	32031002612	NO		
Nevada	32031002616	32031002611,32031002614	NO		
Nevada	32031002617	32031002619,32031001702	NO		
Nevada	32031002618	32031002611	NO		
Nevada	32031002801	32031002902	NO		
Nevada	32031002901	32031002902	NO		
Nevada	32031003106	32031002902,32031003000	NO		

AMERICAN OVERSIGHT

Click arrow to filter state

NOTE: An Eligible Non-LIC Contiguous Tract may be nominated only if one or more of its corresponding Contiguous LICs is also nominated. Cross-state nominations require confirmation that the contiguous state has nominated the Contiguous LIC.

Eligible Non-LIC Contiguous Tract State	Eligible Non-LIC Contiguous Tracts	Contiguous Cross-State LICs	LIC State	Contiguous In-State LIC Available?	Enter "YES" Below to Nominate Eligible Cross-State Non-LIC Contiguous Tract	Enter the Tract Number of Corresponding Contiguous Cross-State LIC Nominated
Alabama	01019956100	13233010300	Georgia	YES		
Alabama	01023956900	28153950100	Mississippi	YES		
Alabama	01029959800	13045911200, 13143010400, 13045910400	Georgia	YES		
Alabama	01049960100	13083040200	Georgia	YES		
Alabama	01061050500	12059960100	Florida	YES		
Alabama	01067030300	13099090200	Georgia	YES		
Alabama	01069041800	12063210100, 13099090500	Florida, Georgia	NO		
Alabama	01069042000	12063210100, 12063210200	Florida	NO		
Alabama	01069042100	12063210100, 12063210300	Florida	YES		
Alabama	01071950300	47051960700, 47051960600	Tennessee	YES		
Alabama	01077011300	47071920600, 47181950400	Tennessee	YES		
Alabama	01077011400	47181950400	Tennessee	NO		
Alabama	01107050200	28087000401	Mississippi	YES		
Alabama	01111000200	13045911200, 13149970300, 13149970200	Georgia	YES		
Alabama	01129043900	28153950100, 28153950400	Mississippi	YES		
Arkansas	05005950800	29153470100, 29153470200	Missouri	YES		
Arkansas	05007020803	29119070100	Missouri	NO		
Arkansas	05007021301	40001376600	Oklahoma	YES		
Arkansas	05009790100	29213480302	Missouri	NO		
Arkansas	05015950200	29009960600	Missouri	YES		
Arkansas	05015950400	29213480501	Missouri	YES		
Arkansas	05017080100	22123000100, 22067950100	Louisiana	YES		
Arkansas	05021950100	29023950600, 29069360400	Missouri	YES		
Arkansas	05021950200	29023950600	Missouri	YES		
Arkansas	05033020201	40135030104	Oklahoma	NO		
Arkansas	05033020203	40135030104	Oklahoma	YES		
Arkansas	05033020302	40135030104	Oklahoma	YES		
Arkansas	05049550200	29091090600, 29091090400, 29153470200	Missouri	YES		
Arkansas	05081030200	48037011300, 40089098900	Texas, Oklahoma	NO		
Arkansas	05081030300	40089098500, 40089098900	Oklahoma	YES		
Arkansas	05089960300	29153470100, 29213480402	Missouri	YES		
Arkansas	05091020802	48037011100	Texas	NO		
Arkansas	05091021000	22015011200, 48037011100	Louisiana, Texas	YES		
Arkansas	05093010700	29155470500, 29155470600	Missouri	YES		
Arkansas	05093011200	47167040200	Tennessee	NO		
Arkansas	05121960200	29181870200, 29149480300	Missouri	NO		
Arkansas	05131010302	40079040302	Oklahoma	NO		
Arkansas	05139950100	22111960100, 22067950300	Louisiana	YES		
Arkansas	05139950400	22027950100	Louisiana	YES		

AMERICAN OVERSIGHT

Eligible Non-LIC Contiguous Tract State	Eligible Non-LIC Contiguous Tracts	Contiguous Cross-State LICs	LIC State	Contiguous In-State LIC Available?	Enter "YES" Below to Nominate Eligible Cross-State Non-LIC Contiguous Tract	Enter the Tract Number of Corresponding Contiguous Cross-State LIC Nominated
Arkansas	05139950500	22111960100	Louisiana	NO		
Arkansas	05143011004	40001376700	Oklahoma	YES		
California	06091010000	32031002612	Nevada	YES		
Connecticut	09015900200	25027754400	Massachusetts	NO		
Delaware	10001040100	24035810200	Maryland	NO		
Delaware	10001041900	24035810200	Maryland	YES		
Delaware	10001042800	24011955100	Maryland	YES		
Delaware	10001043100	24011955301, 24011955100	Maryland	YES		
Delaware	10005050401	24045010701, 24011955600	Maryland	YES		
Delaware	10005051702	24045010603, 24045010604	Maryland	YES		
Delaware	10005051801	24045010701	Maryland	YES		
Delaware	10005051900	24045010701, 24045010702, 24045010603	Maryland	NO		
Florida	12033003900	01053970300	Alabama	NO		
Florida	12039020101	13131950600	Georgia	YES		
Florida	12073002411	13131950600	Georgia	NO		
Florida	12079110100	13185011403, 13027960600	Georgia	YES		
Florida	12089050400	13049010200	Georgia	NO		
Florida	12089050503	13049010200	Georgia	NO		
Florida	12089050504	13049010200	Georgia	YES		
Georgia	13039010602	12089050303	Florida	NO		
Georgia	13047030402	47065011326	Tennessee	YES		
Georgia	13111050200	47139950400	Tennessee	YES		
Georgia	13115002000	01019955701	Alabama	YES		
Georgia	13145120198	01081041800	Alabama	YES		
Georgia	13147960500	45007011700	South Carolina	YES		
Georgia	13281960200	37043950100, 37043950200	North Carolina	YES		
Georgia	13285960202	01017953800	Alabama	YES		
Idaho	16017950600	53051970100, 53051970200	Washington	YES		
Idaho	16017950700	53051970500, 53051970300	Washington	YES		
Idaho	16021970100	30053000500	Montana	NO		
Idaho	16055940000	53063014300	Washington	YES		
Idaho	16057005700	53075000400	Washington	YES		
Idaho	16069960400	53003960600	Washington	YES		
Idaho	16075960300	41045970500	Oregon	YES		
Idaho	16079960200	30061964600	Montana	YES		
Idaho	16079960400	30061964600	Montana	YES		
Idaho	16087970100	41001950600	Oregon	YES		
Illinois	17031520500	18089020200	Indiana	NO		
Illinois	17091010900	18111100400	Indiana	NO		
Illinois	17163503100	29510101800, 29189220200	Missouri	NO		
Illinois	17177000100	55045960700, 55045960800	Wisconsin	NO		
Illinois	17177000200	55045960700	Wisconsin	NO		
Illinois	17177000300	55045960700	Wisconsin	YES		

AMERICAN OVERSIGHT

Eligible Non-LIC Contiguous Tract State	Eligible Non-LIC Contiguous Tracts	Contiguous Cross-State LICs	LIC State	Contiguous In-State LIC Available?	Enter "YES" Below to Nominate Eligible Cross-State Non-LIC Contiguous Tract	Enter the Tract Number of Corresponding Contiguous Cross-State LIC Nominated
Indiana	18007100300	17075950500, 17075950900	Illinois	YES		
Indiana	18019051000	21223100200	Kentucky	NO		
Indiana	18039000801	26149041400	Michigan	NO		
Indiana	18061060600	21111012703, 21111012104	Kentucky	NO		
Indiana	18077966000	21041950300	Kentucky	NO		
Indiana	18077966200	21223100200	Kentucky	YES		
Indiana	18087970100	26023951200	Michigan	NO		
Indiana	18087970300	26149041400	Michigan	NO		
Indiana	18135951400	39037510100	Ohio	YES		
Indiana	18135952000	39037510100	Ohio	YES		
Indiana	18151970800	26023950800	Michigan	NO		
Indiana	18151971000	26023951200	Michigan	NO		
Indiana	18155965800	21077960101	Kentucky	NO		
Indiana	18155965900	21041950200, 21041950300	Kentucky	NO		
Indiana	18165020100	17183010500	Illinois	NO		
Iowa	19057001200	17071973500	Illinois	NO		
Iowa	19059450200	27063480300	Minnesota	NO		
Iowa	19089960200	27045960500	Minnesota	NO		
Iowa	19089960300	27045960500	Minnesota	NO		
Iowa	19109950100	27043460500	Minnesota	NO		
Iowa	19111490300	17071973500	Illinois	NO		
Iowa	19119950100	27105105300, 27133570300	Minnesota	NO		
Iowa	19119950200	27133570300	Minnesota	NO		
Iowa	19143460100	27105105300	Minnesota	NO		
Iowa	19143460200	27105105300	Minnesota	NO		
Iowa	19155021200	31055000500	Nebraska	YES		
Iowa	19155031800	31055000500	Nebraska	NO		
Iowa	19189680100	27043460500	Minnesota	NO		
Iowa	19189680200	27043460500	Minnesota	NO		
Iowa	19191950100	27045960600, 27045960500	Minnesota	NO		
Kansas	20021958200	40115574100	Oklahoma	YES		
Kansas	20021958600	40115574100	Oklahoma	YES		
Kansas	20023950200	08125963100, 08063962100	Colorado	YES		
Kansas	20037956900	29011960200	Missouri	YES		
Kansas	20037957000	29011960200	Missouri	YES		
Kansas	20039951100	31065963900	Nebraska	YES		
Kansas	20043020300	29021000300, 29021003000	Missouri	NO		
Kansas	20107955200	29013070200	Missouri	YES		
Kansas	20129964600	40139950700, 08009964600	Oklahoma, Colorado	NO		
Kansas	20137951700	31065963900	Nebraska	YES		
Kansas	20153950600	31087962700	Nebraska	YES		
Kansas	20187964100	08009964600, 08099000600	Colorado	YES		
Kansas	20189965100	40139950700	Oklahoma	YES		

AMERICAN OVERSIGHT

Eligible Non-LIC Contiguous Tract State	Eligible Non-LIC Contiguous Tracts	Contiguous Cross-State LICs	LIC State	Contiguous In-State LIC Available?	Enter "YES" Below to Nominate Eligible Cross-State Non-LIC Contiguous Tract	Enter the Tract Number of Corresponding Contiguous Cross-State LIC Nominated
Kansas	20191962300	40071001302	Oklahoma	NO		
Kansas	20199954100	08017960600	Colorado	NO		
Kentucky	21003920500	47111970400	Tennessee	YES		
Kentucky	21007950100	17153971000	Illinois	YES		
Kentucky	21037053200	39061026500	Ohio	NO		
Kentucky	21055930100	17069971000	Illinois	YES		
Kentucky	21089040300	39087050700, 39087050400	Ohio	YES		
Kentucky	21089040400	39087050700	Ohio	NO		
Kentucky	21089040501	39145002800	Ohio	YES		
Kentucky	21091960100	18123952600	Indiana	NO		
Kentucky	21105970100	29133950300	Missouri	YES		
Kentucky	21111007400	18019050100	Indiana	NO		
Kentucky	21133950500	51195931000, 51195930800	Virginia	YES		
Kentucky	21139040100	17151971300, 17151971200, 17069970900	Illinois	YES		
Kentucky	21139040200	17151971300, 17127970300	Illinois	YES		
Kentucky	21161960300	39015951600	Ohio	YES		
Kentucky	21161960400	39015951600, 39015951700	Ohio	YES		
Kentucky	21195931400	54059957400	West Virginia	YES		
Kentucky	21225950202	17069971000, 17059972800	Illinois	YES		
Louisiana	22031950700	48419950600, 48419950100	Texas	YES		
Louisiana	22065960100	28149950800	Mississippi	YES		
Louisiana	22067950200	05003960400	Arkansas	YES		
Louisiana	22103040102	28109950401	Mississippi	NO		
Maine	23017966000	33007950900, 33003955300	New Hampshire	YES		
Maine	23017966700	33003955400, 33003955300	New Hampshire	YES		
Maine	23017966800	33003955400, 33003955500	New Hampshire	YES		
Maine	23017966900	33003955500, 33003955800	New Hampshire	YES		
Maine	23031031000	33017088000, 33017084200	New Hampshire	YES		
Maine	23031032000	33017082000, 33017083001, 33017084100, 33017084200	New Hampshire	NO		
Maryland	24033804700	11001011100	District of Columbia	NO		
Maryland	24043011500	54037972701	West Virginia	NO		
Michigan	26043950600	55037190200	Wisconsin	YES		
Michigan	26043950700	55037190200	Wisconsin	YES		
Michigan	26053950100	55125950200	Wisconsin	YES		
Michigan	26053950400	55051180100	Wisconsin	NO		
Michigan	26053950700	55051180100	Wisconsin	NO		
Michigan	26071000200	55125950200, 55041950100	Wisconsin	YES		
Michigan	26109960100	55075960200	Wisconsin	YES		
Michigan	26115833600	39095005600	Ohio	NO		
Minnesota	27027030106	38017000300, 38017000501	North Dakota	NO		
Minnesota	27027030107	38017000300	North Dakota	NO		
Minnesota	27047181000	19195690100	Iowa	NO		
Mississippi	28003950100	47071920600	Tennessee	YES		

AMERICAN OVERSIGHT

Eligible Non-LIC Contiguous Tract State	Eligible Non-LIC Contiguous Tracts	Contiguous Cross-State LICs	LIC State	Contiguous In-State LIC Available?	Enter "YES" Below to Nominate Eligible Cross-State Non-LIC Contiguous Tract	Enter the Tract Number of Corresponding Contiguous Cross-State LIC Nominated
Mississippi	28003950400	47109930600, 47069950500	Tennessee	YES		
Mississippi	28023950100	01023956700, 01023956800	Alabama	YES		
Mississippi	28033070412	47157022130	Tennessee	NO		
Mississippi	28033070421	47157022130	Tennessee	NO		
Mississippi	28033070521	47157022130	Tennessee	NO		
Mississippi	28041950100	01129044300	Alabama	YES		
Mississippi	28041950200	01129044300	Alabama	NO		
Mississippi	28057950400	01059973600, 01059973500	Alabama	YES		
Mississippi	28075010201	01119011600	Alabama	NO		
Mississippi	28075010600	01023956700	Alabama	NO		
Mississippi	28091950600	22117950102, 22117950101	Louisiana	YES		
Mississippi	28095950502	01075030000, 01075030100	Alabama	YES		
Mississippi	28141950100	47071920600, 01033021000	Tennessee, Alabama	NO		
Mississippi	28141950400	01033021000, 01059973400	Alabama	YES		
Missouri	29005950100	19145490600	Iowa	NO		
Missouri	29021002900	20005081800	Kansas	YES		
Missouri	29069360900	05093010800	Arkansas	YES		
Missouri	29081950200	19159950200, 19053960200	Iowa	YES		
Missouri	29097011200	20021958400	Kansas	NO		
Missouri	29097012200	20037957600, 20021958100, 20021958400	Kansas	NO		
Missouri	29129470100	19053960100, 19185070300	Iowa	YES		
Missouri	29145020602	40115574100	Oklahoma	YES		
Missouri	29145020700	40115574100, 40115574900	Oklahoma	YES		
Missouri	29147470100	19145490600, 19173180200	Iowa	NO		
Missouri	29157470100	17157951200	Illinois	NO		
Missouri	29163460200	17149952600, 17149952500	Illinois	YES		
Missouri	29173470100	17149952600, 17149952500	Illinois	NO		
Missouri	29186960400	17157951200	Illinois	NO		
Missouri	29201780400	17003957700	Illinois	YES		
Missouri	29201781000	17003957700	Illinois	YES		
Missouri	29201781100	17003957700	Illinois	YES		
Missouri	29217950200	20011955600, 20011955900	Kansas	YES		
Missouri	29227960100	19159950200, 19173180200	Iowa	YES		
Montana	30001000100	16059970200	Idaho	YES		
Montana	30081000800	16049960100, 16059970200	Idaho	YES		
Nebraska	31021963300	19085290100	Iowa	NO		
Nebraska	31027977100	46135966302	South Dakota	NO		
Nebraska	31029961900	08095967600, 08125963100	Colorado	NO		
Nebraska	31033954800	08115968300	Colorado	NO		
Nebraska	31043010300	19193000700	Iowa	NO		
Nebraska	31049955400	08115968300	Colorado	NO		
Nebraska	31051977600	46027965700	South Dakota	NO		
Nebraska	31057962300	08125963100	Colorado	YES		

AMERICAN OVERSIGHT

Eligible Non-LIC Contiguous Tract State	Eligible Non-LIC Contiguous Tracts	Contiguous Cross-State LICs	LIC State	Contiguous In-State LIC Available?	Enter "YES" Below to Nominate Eligible Cross-State Non-LIC Contiguous Tract	Enter the Tract Number of Corresponding Contiguous Cross-State LIC Nominated
Nebraska	31107976200	46023940300	South Dakota	YES		
Nebraska	31129960000	20089576100	Kansas	YES		
Nebraska	31135959300	08095967600, 08115968300	Colorado	NO		
Nebraska	31169963200	20201978600	Kansas	NO		
Nevada	32003005705	04015951900	Arizona	NO		
Nevada	32005001700	06017030200	California	NO		
Nevada	32017950100	49021110300, 49053270300	Utah	NO		
Nevada	32017950200	49053270300	Utah	NO		
New Hampshire	33005970700	25011040400	Massachusetts	YES		
New Hampshire	33015100302	25009252300	Massachusetts	NO		
New Jersey	34005701203	42017100302, 42017100600	Pennsylvania	NO		
New Jersey	34005701301	42017105900	Pennsylvania	NO		
New Jersey	34017010400	36047003400	New York	NO		
New Jersey	34017010800	36047003400, 36085008100	New York	YES		
New Mexico	35003976400	04001970200	Arizona	NO		
New Mexico	35006974700	04001970200	Arizona	YES		
New Mexico	35007950600	08071000300	Colorado	YES		
New Mexico	35017964200	04011960300	Arizona	YES		
New Mexico	35023970000	04011960300	Arizona	NO		
New Mexico	35025000900	48301950100	Texas	NO		
New Mexico	35039000400	08021974900	Colorado	YES		
New Mexico	35039000500	08007974400, 08021974900, 08007974300	Colorado	YES		
New Mexico	35041000402	48017950100, 48079950100	Texas	YES		
New Mexico	35059950200	08009964600	Colorado	YES		
New York	36009961200	42083420600	Pennsylvania	YES		
New York	36009961300	42083420600	Pennsylvania	YES		
New York	36013036800	42123970300	Pennsylvania	YES		
New York	36013037000	42123970300	Pennsylvania	YES		
New York	36019100100	50013020100	Vermont	NO		
New York	36019100200	50013020100	Vermont	NO		
New York	36019100600	50013020100	Vermont	NO		
New York	36105952500	42103950102	Pennsylvania	YES		
North Carolina	37005950300	51077060202	Virginia	YES		
North Carolina	37019020507	45051040104	South Carolina	NO		
North Carolina	37019020509	45051040104	South Carolina	NO		
North Carolina	37033930100	51083930301, 51083930302, 51143010802, 51590001200	Virginia	YES		
North Carolina	37039930602	47139950400, 13111050100	Tennessee, Georgia	YES		
North Carolina	37047931300	45051020200	South Carolina	YES		
North Carolina	37073970300	51175200400	Virginia	NO		
North Carolina	37077970102	51083930400	Virginia	YES		
North Carolina	37113970600	13241970100	Georgia	YES		
North Carolina	37121950100	47171080200	Tennessee	YES		
North Carolina	37131920402	51025930300	Virginia	NO		

AMERICAN OVERSIGHT

Eligible Non-LIC Contiguous Tract State	Eligible Non-LIC Contiguous Tracts	Contiguous Cross-State LICs	LIC State	Contiguous In-State LIC Available?	Enter "YES" Below to Nominate Eligible Cross-State Non-LIC Contiguous Tract	Enter the Tract Number of Corresponding Contiguous Cross-State LIC Nominated
North Carolina	37157040601	51089010602, 51089010700	Virginia	YES		
North Carolina	37157040700	51089010700	Virginia	YES		
North Carolina	37169070200	51141030301, 51141030200	Virginia	YES		
North Carolina	37181960100	51117930700	Virginia	YES		
North Carolina	37181960200	51117930700	Virginia	YES		
North Carolina	37185950101	51117930700, 51025930300, 51117930102	Virginia	NO		
North Carolina	37189920200	47091956300	Tennessee	YES		
North Dakota	38035010600	27119020200	Minnesota	NO		
North Dakota	38077971000	27167950200	Minnesota	NO		
Ohio	39015951900	21023950100	Kentucky	NO		
Ohio	39025042000	21023950100	Kentucky	NO		
Ohio	39037560100	18177010200	Indiana	YES		
Ohio	39053953500	54053954801	West Virginia	YES		
Ohio	39087051001	21019031300	Kentucky	YES		
Ohio	39087051100	54099005100	West Virginia	YES		
Ohio	39107967200	18001030700	Indiana	NO		
Ohio	39135400100	18177010200	Indiana	NO		
Ohio	39155930101	42039112001	Pennsylvania	YES		
Ohio	39155931500	42085032701	Pennsylvania	NO		
Ohio	39167020200	54107010501	West Virginia	YES		
Ohio	39171950100	26059051100	Michigan	YES		
Ohio	39171950200	26059051100	Michigan	YES		
Oklahoma	40007951600	20175965600, 20175965900	Kansas	YES		
Oklahoma	40035373100	20099950800	Kansas	YES		
Oklahoma	40041375601	05007021001	Arkansas	YES		
Oklahoma	40041375602	29119070200, 29119070300	Missouri	YES		
Oklahoma	40065968300	48197950100	Texas	NO		
Oklahoma	40113940011	20019964600	Kansas	YES		
Oklahoma	40139950600	20175965600, 20175965900	Kansas	YES		
Oregon	41007950500	53049950500, 53049950400	Washington	NO		
Oregon	41007951200	53069950100	Washington	YES		
Oregon	41021960100	53039950100	Washington	YES		
Oregon	41027950100	53059950300, 53059950400	Washington	NO		
Oregon	41035970300	06093000300	California	YES		
Oregon	41045970700	16027022200, 16027022100	Idaho	YES		
Oregon	41049970100	53039950100	Washington	YES		
Oregon	41051007201	53011042400	Washington	NO		
Oregon	41059950100	53013960200	Washington	YES		
Oregon	41063960100	16003950200, 16049960400	Idaho	YES		
Pennsylvania	42001031201	24021767500	Maryland	NO		
Pennsylvania	42001031402	24021767500	Maryland	NO		
Pennsylvania	42001031600	24021767500, 24021752900, 24021766800	Maryland	NO		
Pennsylvania	42009961000	24001000200, 24001000100	Maryland	YES		

AMERICAN OVERSIGHT

Eligible Non-LIC Contiguous Tract State	Eligible Non-LIC Contiguous Tracts	Contiguous Cross-State LICs	LIC State	Contiguous In-State LIC Available?	Enter "YES" Below to Nominate Eligible Cross-State Non-LIC Contiguous Tract	Enter the Tract Number of Corresponding Contiguous Cross-State LIC Nominated
Pennsylvania	42017100102	34005700900	New Jersey	YES		
Pennsylvania	42017105702	34021001200	New Jersey	YES		
Pennsylvania	42017105704	34021001200	New Jersey	NO		
Pennsylvania	42039110300	39007001200	Ohio	YES		
Pennsylvania	42039110400	39007001200	Ohio	YES		
Pennsylvania	42049010103	39007001200	Ohio	NO		
Pennsylvania	42049011802	36013036700	New York	YES		
Pennsylvania	42049012001	36013036700	New York	YES		
Pennsylvania	42051262702	24023000100	Maryland	YES		
Pennsylvania	42055011600	24043010400, 24043010600, 24043010500	Maryland	NO		
Pennsylvania	42055011700	24043010400	Maryland	NO		
Pennsylvania	42055012502	24021752900, 24043010100	Maryland	NO		
Pennsylvania	42059970400	54103030400	West Virginia	YES		
Pennsylvania	42059970800	54061011600	West Virginia	YES		
Pennsylvania	42095015400	34041031700	New Jersey	NO		
Pennsylvania	42095018200	34041031700	New Jersey	NO		
Pennsylvania	42103950103	36071002300	New York	NO		
Pennsylvania	42103950104	36071002300, 36071011602	New York	YES		
Pennsylvania	42111021300	24023000300, 24001001503	Maryland	YES		
Pennsylvania	42117950100	36101962100	New York	YES		
Pennsylvania	42123970100	36009961400	New York	YES		
Pennsylvania	42123970200	36009961400	New York	YES		
Pennsylvania	42127960200	36025970500, 36007012400	New York	NO		
South Carolina	45003020802	13245011000	Georgia	YES		
South Carolina	45007011001	13147960100	Georgia	YES		
South Carolina	45051020100	37047930600	North Carolina	YES		
South Carolina	45065920300	13181970200	Georgia	YES		
South Carolina	45073030100	13241970302, 13137000100, 13241970202	Georgia	NO		
South Carolina	45073030902	13147960100	Georgia	YES		
South Dakota	46009967600	31107976400	Nebraska	NO		
South Dakota	46009967700	31107976400	Nebraska	YES		
South Dakota	46011958600	27081201001	Minnesota	NO		
South Dakota	46021964100	38051972900, 38029966500	North Dakota	YES		
South Dakota	46039953600	27081201001, 27173970200	Minnesota	NO		
South Dakota	46047964100	31165950100	Nebraska	NO		
South Dakota	46051953100	27011950300	Minnesota	YES		
South Dakota	46051953300	27073180200	Minnesota	NO		
South Dakota	46109940700	27155460200	Minnesota	NO		
South Dakota	46109950400	27155460200	Minnesota	NO		
South Dakota	46135966301	31107976400	Nebraska	YES		
Tennessee	47051960800	01071950400	Alabama	YES		
Tennessee	47055920600	01083020300	Alabama	YES		
Tennessee	47055920700	01083020202, 01083020300	Alabama	YES		

AMERICAN OVERSIGHT

Eligible Non-LIC Contiguous Tract State	Eligible Non-LIC Contiguous Tracts	Contiguous Cross-State LICs	LIC State	Contiguous In-State LIC Available?	Enter "YES" Below to Nominate Eligible Cross-State Non-LIC Contiguous Tract	Enter the Tract Number of Corresponding Contiguous Cross-State LIC Nominated
Tennessee	47055920800	01083020202, 01083020102	Alabama	YES		
Tennessee	47065011442	13047030500	Georgia	YES		
Tennessee	47065011800	13295020200, 13047030600	Georgia	YES		
Tennessee	47073050501	51169030200	Virginia	YES		
Tennessee	47079969000	21035010800	Kentucky	YES		
Tennessee	47079969100	21035010800	Kentucky	YES		
Tennessee	47103975601	01089010302	Alabama	YES		
Tennessee	47103975602	01089010401	Alabama	YES		
Tennessee	47103975700	01083020102, 01089010401	Alabama	NO		
Tennessee	47115050201	13083040200	Georgia	YES		
Tennessee	47125101303	21047201302	Kentucky	NO		
Tennessee	47125101400	21047201302	Kentucky	YES		
Tennessee	47125102004	21219950400, 21047201302	Kentucky	NO		
Tennessee	47125102006	21219950400	Kentucky	NO		
Tennessee	47131965000	21075960100	Kentucky	NO		
Tennessee	47131965100	21075960100	Kentucky	NO		
Tennessee	47139950300	13111050300, 13213010100	Georgia	YES		
Tennessee	47157022410	28033070101	Mississippi	NO		
Tennessee	47163042500	51191010200, 51520020100	Virginia	YES		
Tennessee	47163043100	51191010100, 51191010900	Virginia	YES		
Texas	48141010222	35013001703	New Mexico	NO		
Texas	48147950300	40013795900	Oklahoma	YES		
Texas	48181000304	40095094801	Oklahoma	NO		
Texas	48195950100	40139950700	Oklahoma	NO		
Texas	48277000101	40023967000	Oklahoma	NO		
Texas	48277000102	40023967000, 40023967300	Oklahoma	YES		
Texas	48351950400	22019003600	Louisiana	YES		
Texas	48365950600	22031950200	Louisiana	YES		
Texas	48387950700	40023966900	Oklahoma	YES		
Texas	48421950200	40139950700	Oklahoma	NO		
Texas	48483950100	40009966500	Oklahoma	YES		
Utah	49037978100	08085966100, 08083969200	Colorado	YES		
Vermont	50003970300	36115086000	New York	NO		
Vermont	50003970600	25003931300, 25003931100, 25011040100	Massachusetts	YES		
Vermont	50003971300	25003931100	Massachusetts	NO		
Vermont	50005957800	33009960300, 33009960600	New Hampshire	YES		
Vermont	50005957900	33009960300	New Hampshire	NO		
Vermont	50017959800	33009960600	New Hampshire	YES		
Vermont	50021962300	36115082001	New York	YES		
Vermont	50021963800	36115084000, 36115082001	New York	YES		
Vermont	50021964300	36115084000, 36115086000	New York	NO		
Vermont	50025968100	25011040100	Massachusetts	NO		
Vermont	50025968700	25011040100	Massachusetts	YES		

AMERICAN OVERSIGHT

Eligible Non-LIC Contiguous Tract State	Eligible Non-LIC Contiguous Tracts	Contiguous Cross-State LICs	LIC State	Contiguous In-State LIC Available?	Enter "YES" Below to Nominate Eligible Cross-State Non-LIC Contiguous Tract	Enter the Tract Number of Corresponding Contiguous Cross-State LIC Nominated
Vermont	50027966000	33019975901	New Hampshire	NO		
Vermont	50027966100	33019975800	New Hampshire	NO		
Vermont	50027966700	33019975800, 33019975700	New Hampshire	YES		
Virginia	51013101601	11001000202	District of Columbia	NO		
Virginia	51043010100	54037972702	West Virginia	NO		
Virginia	51043010300	54037972702	West Virginia	NO		
Washington	53075001000	16057005400	Idaho	YES		
West Virginia	54003971101	24043010802	Maryland	NO		
West Virginia	54003971102	24043010802, 24043010600, 24043010500	Maryland	NO		
West Virginia	54003971201	24043010600	Maryland	NO		
West Virginia	54003971202	24043010600	Maryland	NO		
West Virginia	54003971800	51069050100	Virginia	NO		
West Virginia	54003972101	51069050100	Virginia	YES		
West Virginia	54009031200	39081011800	Ohio	NO		
West Virginia	54009031700	39081012300, 39081011900	Ohio	NO		
West Virginia	54023969400	24023000700, 24023000400	Maryland	YES		
West Virginia	54029021500	39029952100	Ohio	YES		
West Virginia	54031970100	51171040202, 51171040201	Virginia	NO		
West Virginia	54031970200	51171040201	Virginia	NO		
West Virginia	54031970300	51171040201, 51165011000	Virginia	NO		
West Virginia	54035963400	39105964600	Ohio	YES		
West Virginia	54051020601	39013011300	Ohio	NO		
West Virginia	54051020900	39111966600	Ohio	YES		
West Virginia	54051021100	39013011300	Ohio	YES		
West Virginia	54053954802	39105964600, 39105964500	Ohio	YES		
West Virginia	54055001100	51071930300	Virginia	NO		
West Virginia	54055002100	51185020200	Virginia	NO		
West Virginia	54055002200	51021040200	Virginia	NO		
West Virginia	54057010100	24001000200, 24001001300, 24001001100	Maryland	NO		
West Virginia	54057010200	24001001300, 24001002000	Maryland	NO		
West Virginia	54057010300	24001000200	Maryland	NO		
West Virginia	54057010500	24001002200, 24001002000	Maryland	NO		
West Virginia	54061011500	42051263100	Pennsylvania	YES		
West Virginia	54063950100	51071930100, 51071930200	Virginia	YES		
West Virginia	54065970700	24043010600, 24043010700	Maryland	YES		
West Virginia	54065970900	24001000100, 24043010700	Maryland	YES		
West Virginia	54069000200	39013010100	Ohio	NO		
West Virginia	54071970500	51091970100	Virginia	YES		
West Virginia	54071970600	51015070200, 51165011200, 51091970100, 51165011000	Virginia	NO		
West Virginia	54073962200	39167021100	Ohio	YES		
West Virginia	54075960101	51091970100	Virginia	NO		
West Virginia	54075960200	51017920100, 51091970100	Virginia	YES		
West Virginia	54077964100	24023000100, 24023000600	Maryland	YES		

AMERICAN OVERSIGHT

Eligible Non-LIC Contiguous Tract State	Eligible Non-LIC Contiguous Tracts	Contiguous Cross-State LICs	LIC State	Contiguous In-State LIC Available?	Enter "YES" Below to Nominate Eligible Cross-State Non-LIC Contiguous Tract	Enter the Tract Number of Corresponding Contiguous Cross-State LIC Nominated
West Virginia	54089000600	51071930300	Virginia	YES		
West Virginia	54089000800	51071930300	Virginia	YES		
West Virginia	54095961900	39111966900	Ohio	YES		
West Virginia	54099020300	21019031300	Kentucky	YES		
West Virginia	54103030700	39111966900, 39111966600	Ohio	YES		
West Virginia	54107010800	39009973600	Ohio	YES		
West Virginia	54107011000	39167020102	Ohio	YES		
Wisconsin	55011960300	27157490100	Minnesota	NO		
Wisconsin	55011960500	27169670600, 27169670500, 27169670400	Minnesota	NO		
Wisconsin	55031030200	27137003800	Minnesota	NO		
Wisconsin	55043960500	19043070400	Iowa	YES		
Wisconsin	55075960100	26109960300	Michigan	YES		
Wisconsin	55091950200	27157490300	Minnesota	NO		
Wisconsin	55093960600	27049080200	Minnesota	NO		
Wisconsin	55127000600	17111870301	Illinois	YES		
Wisconsin	55127001702	17111870302	Illinois	NO		
Wyoming	56015957700	31165950100	Nebraska	YES		
Wyoming	56015957900	31165950100	Nebraska	YES		
Wyoming	56027957200	31165950100	Nebraska	YES		

AMERICAN OVERSIGHT

State	2012-2016 ACS LIC Tract	Enter "YES" Below to Nominate LIC	2012-2016 Tract Poverty Rate	2012-2016 Tract Median Family Income	2012-2016 State Median Family Income	2012-2016 Core Based Statistical Area (CBSA) Median Family Income	Metro/Non-Metro
Alabama	01001020100						
Alabama	01001020200						
Alabama	01001020300						
Alabama	01001020400						
Alabama	01001020500						
Alabama	01001020600						
Alabama	01001020700						
Alabama	01001020801						
Alabama	01001020802						
Alabama	01001020900						
Alabama	01001021000						
Alabama	01001021100						
Alabama	01003010100						
Alabama	01003010200						
Alabama	01003010300						
Alabama	01003010400						
Alabama	01003010500						
Alabama	01003010600						
Alabama	01003010701						
Alabama	01003010703						
Alabama	01003010704						
Alabama	01003010705						
Alabama	01003010800						
Alabama	01003010903						
Alabama	01003010904						
Alabama	01003010905						
Alabama	01003010906						
Alabama	01003011000						
Alabama	01003011101						
Alabama	01003011102						
Alabama	01003011201						
Alabama	01003011202						
Alabama	01003011300						
Alabama	01003011401						
Alabama	01003011403						
Alabama	01003011405						
Alabama	01003011406						
Alabama	01003011407						
Alabama	01003011408						
Alabama	01003011501						
Alabama	01003011502						
Alabama	01003011601						
Alabama	01003011602						
Alabama	01003990000						
Alabama	01005950100						
Alabama	01005950200						
Alabama	01005950300						
Alabama	01005950400						

AMERICAN OVERSIGHT

State	2012-2016 ACS LIC Tract	Enter "YES" Below to Nominate LIC	2012-2016 Tract Poverty Rate	2012-2016 Tract Median Family Income	2012-2016 State Median Family Income	2012-2016 Core Based Statistical Area (CBSA) Median Family Income	Metro/Non-Metro
Alabama	01005950500						
Alabama	01005950600						
Alabama	01005950700						
Alabama	01005950800						
Alabama	01005950900						
Alabama	01007010001						
Alabama	01007010002						
Alabama	01007010003						
Alabama	01007010004						
Alabama	01009050101						
Alabama	01009050102						
Alabama	01009050200						
Alabama	01009050300						
Alabama	01009050400						
Alabama	01009050500						
Alabama	01009050601						
Alabama	01009050602						
Alabama	01009050700						
Alabama	01011952100						
Alabama	01011952200						
Alabama	01011952500						
Alabama	01013952700						
Alabama	01013952800						
Alabama	01013952900						
Alabama	01013953000						
Alabama	01013953100						
Alabama	01013953200						
Alabama	01013953300						
Alabama	01013953400						
Alabama	01013953500						
Alabama	01015000200						
Alabama	01015000300						
Alabama	01015000400						
Alabama	01015000500						
Alabama	01015000600						
Alabama	01015000700						
Alabama	01015000800						
Alabama	01015000900						
Alabama	01015001000						
Alabama	01015001100						
Alabama	01015001201						
Alabama	01015001202						
Alabama	01015001300						
Alabama	01015001400						
Alabama	01015001500						
Alabama	01015001600						
Alabama	01015001700						
Alabama	01015001800						

AMERICAN OVERSIGHT

State	2012-2016 ACS LIC Tract	Enter "YES" Below to Nominate LIC	2012-2016 Tract Poverty Rate	2012-2016 Tract Median Family Income	2012-2016 State Median Family Income	2012-2016 Core Based Statistical Area (CBSA) Median Family Income	Metro/Non-Metro
Alabama	01015002000						
Alabama	01015002101						
Alabama	01015002102						
Alabama	01015002103						
Alabama	01015002200						
Alabama	01015002300						
Alabama	01015002400						
Alabama	01015002501						
Alabama	01015002502						
Alabama	01015002600						
Alabama	01015981901						
Alabama	01015981902						
Alabama	01015981903						
Alabama	01017953800						
Alabama	01017953900						
Alabama	01017954000						
Alabama	01017954200						
Alabama	01017954300						
Alabama	01017954400						
Alabama	01017954500						
Alabama	01017954600						
Alabama	01017954700						
Alabama	01019955701						
Alabama	01019955702						
Alabama	01019955800						
Alabama	01019955900						
Alabama	01019956000						
Alabama	01019956100						
Alabama	01021060101						
Alabama	01021060102						
Alabama	01021060200						
Alabama	01021060300						
Alabama	01021060401						
Alabama	01021060402						
Alabama	01021060500						
Alabama	01021060600						
Alabama	01021060700						
Alabama	01023956700						
Alabama	01023956800						
Alabama	01023956900						
Alabama	01023957000						
Alabama	01025957500						
Alabama	01025957601						
Alabama	01025957602						
Alabama	01025957700						
Alabama	01025957800						
Alabama	01025957901						
Alabama	01025957902						

AMERICAN OVERSIGHT

State	2012-2016 ACS LIC Tract	Enter "YES" Below to Nominate LIC	2012-2016 Tract Poverty Rate	2012-2016 Tract Median Family Income	2012-2016 State Median Family Income	2012-2016 Core Based Statistical Area (CBSA) Median Family Income	Metro/Non-Metro
Alabama	01025958001						
Alabama	01025958002						
Alabama	01027958900						
Alabama	01027959000						
Alabama	01027959100						
Alabama	01027959200						
Alabama	01029959500						
Alabama	01029959600						
Alabama	01029959700						
Alabama	01029959800						
Alabama	01031010100						
Alabama	01031010200						
Alabama	01031010300						
Alabama	01031010400						
Alabama	01031010500						
Alabama	01031010600						
Alabama	01031010700						
Alabama	01031010800						
Alabama	01031010900						
Alabama	01031011000						
Alabama	01031011100						
Alabama	01031011201						
Alabama	01031011202						
Alabama	01031011300						
Alabama	01033020100						
Alabama	01033020200						
Alabama	01033020300						
Alabama	01033020400						
Alabama	01033020500						
Alabama	01033020600						
Alabama	01033020701						
Alabama	01033020703						
Alabama	01033020704						
Alabama	01033020801						
Alabama	01033020802						
Alabama	01033020901						
Alabama	01033020902						
Alabama	01033021000						
Alabama	01035960200						
Alabama	01035960300						
Alabama	01035960400						
Alabama	01035960500						
Alabama	01035960600						
Alabama	01037961000						
Alabama	01037961100						
Alabama	01037961200						
Alabama	01039961600						
Alabama	01039961700						

AMERICAN OVERSIGHT

State	2012-2016 ACS LIC Tract	Enter "YES" Below to Nominate LIC	2012-2016 Tract Poverty Rate	2012-2016 Tract Median Family Income	2012-2016 State Median Family Income	2012-2016 Core Based Statistical Area (CBSA) Median Family Income	Metro/Non-Metro
Alabama	01039961800						
Alabama	01039961900						
Alabama	01039962000						
Alabama	01039962100						
Alabama	01039962300						
Alabama	01039962400						
Alabama	01039962500						
Alabama	01039962600						
Alabama	01039962700						
Alabama	01039962800						
Alabama	01039962900						
Alabama	01039963000						
Alabama	01041963400						
Alabama	01041963500						
Alabama	01041963600						
Alabama	01041963700						
Alabama	01041963800						
Alabama	01041963900						
Alabama	01043964100						
Alabama	01043964200						
Alabama	01043964300						
Alabama	01043964400						
Alabama	01043964500						
Alabama	01043964600						
Alabama	01043964700						
Alabama	01043964800						
Alabama	01043964900						
Alabama	01043965000						
Alabama	01043965100						
Alabama	01043965200						
Alabama	01043965300						
Alabama	01043965401						
Alabama	01043965402						
Alabama	01043965500						
Alabama	01043965600						
Alabama	01043965700						
Alabama	01045020000						
Alabama	01045020100						
Alabama	01045020200						
Alabama	01045020300						
Alabama	01045020400						
Alabama	01045020500						
Alabama	01045020700						
Alabama	01045020801						
Alabama	01045020802						
Alabama	01045021101						
Alabama	01045021102						
Alabama	01045021200						

AMERICAN OVERSIGHT

State	2012-2016 ACS LIC Tract	Enter "YES" Below to Nominate LIC	2012-2016 Tract Poverty Rate	2012-2016 Tract Median Family Income	2012-2016 State Median Family Income	2012-2016 Core Based Statistical Area (CBSA) Median Family Income	Metro/Non-Metro
Alabama	01045021300						
Alabama	01045021400						
Alabama	01047956100						
Alabama	01047956201						
Alabama	01047956202						
Alabama	01047956300						
Alabama	01047956400						
Alabama	01047956500						
Alabama	01047956600						
Alabama	01047956701						
Alabama	01047956702						
Alabama	01047956800						
Alabama	01047956900						
Alabama	01047957000						
Alabama	01047957100						
Alabama	01047957200						
Alabama	01047957300						
Alabama	01049960100						
Alabama	01049960200						
Alabama	01049960300						
Alabama	01049960400						
Alabama	01049960500						
Alabama	01049960600						
Alabama	01049960700						
Alabama	01049960800						
Alabama	01049960900						
Alabama	01049961000						
Alabama	01049961100						
Alabama	01049961200						
Alabama	01049961300						
Alabama	01049961400						
Alabama	01051030100						
Alabama	01051030200						
Alabama	01051030300						
Alabama	01051030400						
Alabama	01051030500						
Alabama	01051030600						
Alabama	01051030701						
Alabama	01051030702						
Alabama	01051030800						
Alabama	01051030901						
Alabama	01051030902						
Alabama	01051031000						
Alabama	01051031100						
Alabama	01051031200						
Alabama	01051031300						
Alabama	01053969800						
Alabama	01053969900						

AMERICAN OVERSIGHT

State	2012-2016 ACS LIC Tract	Enter "YES" Below to Nominate LIC	2012-2016 Tract Poverty Rate	2012-2016 Tract Median Family Income	2012-2016 State Median Family Income	2012-2016 Core Based Statistical Area (CBSA) Median Family Income	Metro/Non-Metro
Alabama	01053970100						
Alabama	01053970200						
Alabama	01053970300						
Alabama	01053970400						
Alabama	01053970500						
Alabama	01053970600						
Alabama	01053970700						
Alabama	01055000200						
Alabama	01055000300						
Alabama	01055000400						
Alabama	01055000500						
Alabama	01055000600						
Alabama	01055000700						
Alabama	01055000800						
Alabama	01055000900						
Alabama	01055001000						
Alabama	01055001100						
Alabama	01055001200						
Alabama	01055001300						
Alabama	01055001600						
Alabama	01055001700						
Alabama	01055010100						
Alabama	01055010200						
Alabama	01055010300						
Alabama	01055010401						
Alabama	01055010402						
Alabama	01055010501						
Alabama	01055010502						
Alabama	01055010601						
Alabama	01055010602						
Alabama	01055010700						
Alabama	01055010800						
Alabama	01055010900						
Alabama	01055011001						
Alabama	01055011002						
Alabama	01055011100						
Alabama	01055011200						
Alabama	01057020000						
Alabama	01057020100						
Alabama	01057020200						
Alabama	01057020300						
Alabama	01057020400						
Alabama	01059972900						
Alabama	01059973000						
Alabama	01059973100						
Alabama	01059973200						
Alabama	01059973300						
Alabama	01059973400						

AMERICAN OVERSIGHT

State	2012-2016 ACS LIC Tract	Enter "YES" Below to Nominate LIC	2012-2016 Tract Poverty Rate	2012-2016 Tract Median Family Income	2012-2016 State Median Family Income	2012-2016 Core Based Statistical Area (CBSA) Median Family Income	Metro/Non-Metro
Alabama	01059973500						
Alabama	01059973600						
Alabama	01059973700						
Alabama	01061050100						
Alabama	01061050200						
Alabama	01061050300						
Alabama	01061050400						
Alabama	01061050500						
Alabama	01061050600						
Alabama	01063060000						
Alabama	01063060100						
Alabama	01063060200						
Alabama	01065040000						
Alabama	01065040100						
Alabama	01065040200						
Alabama	01065040300						
Alabama	01065040400						
Alabama	01065040500						
Alabama	01067030100						
Alabama	01067030200						
Alabama	01067030300						
Alabama	01067030400						
Alabama	01067030500						
Alabama	01067030600						
Alabama	01069040100						
Alabama	01069040201						
Alabama	01069040202						
Alabama	01069040301						
Alabama	01069040302						
Alabama	01069040400						
Alabama	01069040500						
Alabama	01069040600						
Alabama	01069040700						
Alabama	01069040800						
Alabama	01069040900						
Alabama	01069041000						
Alabama	01069041100						
Alabama	01069041200						
Alabama	01069041400						
Alabama	01069041500						
Alabama	01069041600						
Alabama	01069041700						
Alabama	01069041800						
Alabama	01069041900						
Alabama	01069042000						
Alabama	01069042100						
Alabama	01071950100						
Alabama	01071950200						

AMERICAN OVERSIGHT

State	2012-2016 ACS LIC Tract	Enter "YES" Below to Nominate LIC	2012-2016 Tract Poverty Rate	2012-2016 Tract Median Family Income	2012-2016 State Median Family Income	2012-2016 Core Based Statistical Area (CBSA) Median Family Income	Metro/Non-Metro
Alabama	01071950300						
Alabama	01071950400						
Alabama	01071950500						
Alabama	01071950600						
Alabama	01071950700						
Alabama	01071950800						
Alabama	01071950900						
Alabama	01071951000						
Alabama	01071951100						
Alabama	01073000100						
Alabama	01073000300						
Alabama	01073000400						
Alabama	01073000500						
Alabama	01073000700						
Alabama	01073000800						
Alabama	01073001100						
Alabama	01073001200						
Alabama	01073001400						
Alabama	01073001500						
Alabama	01073001600						
Alabama	01073001902						
Alabama	01073002000						
Alabama	01073002100						
Alabama	01073002200						
Alabama	01073002303						
Alabama	01073002305						
Alabama	01073002306						
Alabama	01073002400						
Alabama	01073002700						
Alabama	01073002900						
Alabama	01073003001						
Alabama	01073003002						
Alabama	01073003100						
Alabama	01073003200						
Alabama	01073003300						
Alabama	01073003400						
Alabama	01073003500						
Alabama	01073003600						
Alabama	01073003700						
Alabama	01073003802						
Alabama	01073003803						
Alabama	01073003900						
Alabama	01073004000						
Alabama	01073004200						
Alabama	01073004500						
Alabama	01073004701						
Alabama	01073004702						
Alabama	01073004800						

AMERICAN OVERSIGHT

State	2012-2016 ACS LIC Tract	Enter "YES" Below to Nominate LIC	2012-2016 Tract Poverty Rate	2012-2016 Tract Median Family Income	2012-2016 State Median Family Income	2012-2016 Core Based Statistical Area (CBSA) Median Family Income	Metro/Non-Metro
Alabama	01073004901						
Alabama	01073004902						
Alabama	01073005000						
Alabama	01073005101						
Alabama	01073005103						
Alabama	01073005104						
Alabama	01073005200						
Alabama	01073005302						
Alabama	01073005500						
Alabama	01073005600						
Alabama	01073005701						
Alabama	01073005702						
Alabama	01073005800						
Alabama	01073005903						
Alabama	01073005905						
Alabama	01073005907						
Alabama	01073005908						
Alabama	01073005909						
Alabama	01073005910						
Alabama	01073010001						
Alabama	01073010002						
Alabama	01073010100						
Alabama	01073010200						
Alabama	01073010301						
Alabama	01073010302						
Alabama	01073010401						
Alabama	01073010402						
Alabama	01073010500						
Alabama	01073010602						
Alabama	01073010603						
Alabama	01073010701						
Alabama	01073010702						
Alabama	01073010703						
Alabama	01073010704						
Alabama	01073010705						
Alabama	01073010706						
Alabama	01073010801						
Alabama	01073010802						
Alabama	01073010803						
Alabama	01073010804						
Alabama	01073010805						
Alabama	01073010900						
Alabama	01073011001						
Alabama	01073011002						
Alabama	01073011104						
Alabama	01073011107						
Alabama	01073011108						
Alabama	01073011109						

AMERICAN OVERSIGHT

State	2012-2016 ACS LIC Tract	Enter "YES" Below to Nominate LIC	2012-2016 Tract Poverty Rate	2012-2016 Tract Median Family Income	2012-2016 State Median Family Income	2012-2016 Core Based Statistical Area (CBSA) Median Family Income	Metro/Non-Metro
Alabama	01073011110						
Alabama	01073011111						
Alabama	01073011205						
Alabama	01073011206						
Alabama	01073011207						
Alabama	01073011208						
Alabama	01073011209						
Alabama	01073011210						
Alabama	01073011301						
Alabama	01073011302						
Alabama	01073011400						
Alabama	01073011500						
Alabama	01073011600						
Alabama	01073011703						
Alabama	01073011704						
Alabama	01073011705						
Alabama	01073011706						
Alabama	01073011802						
Alabama	01073011803						
Alabama	01073011804						
Alabama	01073011901						
Alabama	01073011904						
Alabama	01073012001						
Alabama	01073012002						
Alabama	01073012103						
Alabama	01073012104						
Alabama	01073012200						
Alabama	01073012302						
Alabama	01073012304						
Alabama	01073012305						
Alabama	01073012401						
Alabama	01073012402						
Alabama	01073012403						
Alabama	01073012500						
Alabama	01073012602						
Alabama	01073012701						
Alabama	01073012703						
Alabama	01073012704						
Alabama	01073012802						
Alabama	01073012803						
Alabama	01073012905						
Alabama	01073012906						
Alabama	01073012907						
Alabama	01073012908						
Alabama	01073012910						
Alabama	01073012911						
Alabama	01073012912						
Alabama	01073012913						

AMERICAN OVERSIGHT

State	2012-2016 ACS LIC Tract	Enter "YES" Below to Nominate LIC	2012-2016 Tract Poverty Rate	2012-2016 Tract Median Family Income	2012-2016 State Median Family Income	2012-2016 Core Based Statistical Area (CBSA) Median Family Income	Metro/Non-Metro
Alabama	01073012914						
Alabama	01073012915						
Alabama	01073013002						
Alabama	01073013100						
Alabama	01073013200						
Alabama	01073013300						
Alabama	01073013400						
Alabama	01073013601						
Alabama	01073013801						
Alabama	01073013901						
Alabama	01073013902						
Alabama	01073014001						
Alabama	01073014002						
Alabama	01073014102						
Alabama	01073014104						
Alabama	01073014105						
Alabama	01073014203						
Alabama	01073014204						
Alabama	01073014301						
Alabama	01073014302						
Alabama	01073014404						
Alabama	01073014405						
Alabama	01073014406						
Alabama	01073014408						
Alabama	01073014409						
Alabama	01073014410						
Alabama	01073014412						
Alabama	01073014413						
Alabama	01075030000						
Alabama	01075030100						
Alabama	01075030200						
Alabama	01077010100						
Alabama	01077010200						
Alabama	01077010300						
Alabama	01077010400						
Alabama	01077010600						
Alabama	01077010700						
Alabama	01077010800						
Alabama	01077010900						
Alabama	01077011000						
Alabama	01077011101						
Alabama	01077011102						
Alabama	01077011200						
Alabama	01077011300						
Alabama	01077011400						
Alabama	01077011501						
Alabama	01077011502						
Alabama	01077011602						

AMERICAN OVERSIGHT

State	2012-2016 ACS LIC Tract	Enter "YES" Below to Nominate LIC	2012-2016 Tract Poverty Rate	2012-2016 Tract Median Family Income	2012-2016 State Median Family Income	2012-2016 Core Based Statistical Area (CBSA) Median Family Income	Metro/Non-Metro
Alabama	01077011603						
Alabama	01077011604						
Alabama	01077011700						
Alabama	01077011801						
Alabama	01077011802						
Alabama	01079979100						
Alabama	01079979200						
Alabama	01079979300						
Alabama	01079979400						
Alabama	01079979500						
Alabama	01079979600						
Alabama	01079979700						
Alabama	01079979800						
Alabama	01079979900						
Alabama	01081040200						
Alabama	01081040300						
Alabama	01081040400						
Alabama	01081040500						
Alabama	01081040602						
Alabama	01081040603						
Alabama	01081040604						
Alabama	01081040700						
Alabama	01081040800						
Alabama	01081040901						
Alabama	01081040902						
Alabama	01081041000						
Alabama	01081041100						
Alabama	01081041200						
Alabama	01081041300						
Alabama	01081041400						
Alabama	01081041600						
Alabama	01081041700						
Alabama	01081041800						
Alabama	01081041900						
Alabama	01081042002						
Alabama	01081042003						
Alabama	01081042004						
Alabama	01081042005						
Alabama	01081042006						
Alabama	01081042101						
Alabama	01081042102						
Alabama	01083020101						
Alabama	01083020102						
Alabama	01083020201						
Alabama	01083020202						
Alabama	01083020300						
Alabama	01083020401						
Alabama	01083020402						

AMERICAN OVERSIGHT

State	2012-2016 ACS LIC Tract	Enter "YES" Below to Nominate LIC	2012-2016 Tract Poverty Rate	2012-2016 Tract Median Family Income	2012-2016 State Median Family Income	2012-2016 Core Based Statistical Area (CBSA) Median Family Income	Metro/Non-Metro
Alabama	01083020500						
Alabama	01083020600						
Alabama	01083020700						
Alabama	01083020801						
Alabama	01083020802						
Alabama	01083020900						
Alabama	01083021000						
Alabama	01083021100						
Alabama	01083021200						
Alabama	01085780800						
Alabama	01085781000						
Alabama	01085781100						
Alabama	01085781200						
Alabama	01087231400						
Alabama	01087231500						
Alabama	01087231601						
Alabama	01087231602						
Alabama	01087231603						
Alabama	01087231700						
Alabama	01087231800						
Alabama	01087231900						
Alabama	01087232000						
Alabama	01087232100						
Alabama	01087232200						
Alabama	01087232300						
Alabama	01089000201						
Alabama	01089000202						
Alabama	01089000301						
Alabama	01089000302						
Alabama	01089000403						
Alabama	01089000501						
Alabama	01089000502						
Alabama	01089000503						
Alabama	01089000601						
Alabama	01089000602						
Alabama	01089000701						
Alabama	01089000702						
Alabama	01089000901						
Alabama	01089000902						
Alabama	01089001000						
Alabama	01089001200						
Alabama	01089001301						
Alabama	01089001302						
Alabama	01089001401						
Alabama	01089001402						
Alabama	01089001500						
Alabama	01089001700						
Alabama	01089001801						

AMERICAN OVERSIGHT

State	2012-2016 ACS LIC Tract	Enter "YES" Below to Nominate LIC	2012-2016 Tract Poverty Rate	2012-2016 Tract Median Family Income	2012-2016 State Median Family Income	2012-2016 Core Based Statistical Area (CBSA) Median Family Income	Metro/Non-Metro
Alabama	01089001901						
Alabama	01089001902						
Alabama	01089001903						
Alabama	01089002000						
Alabama	01089002100						
Alabama	01089002200						
Alabama	01089002300						
Alabama	01089002400						
Alabama	01089002501						
Alabama	01089002502						
Alabama	01089002600						
Alabama	01089002701						
Alabama	01089002721						
Alabama	01089002722						
Alabama	01089002801						
Alabama	01089002802						
Alabama	01089002911						
Alabama	01089002912						
Alabama	01089002921						
Alabama	01089002922						
Alabama	01089003000						
Alabama	01089003100						
Alabama	01089010100						
Alabama	01089010200						
Alabama	01089010301						
Alabama	01089010302						
Alabama	01089010401						
Alabama	01089010402						
Alabama	01089010501						
Alabama	01089010502						
Alabama	01089010612						
Alabama	01089010621						
Alabama	01089010622						
Alabama	01089010623						
Alabama	01089010624						
Alabama	01089010701						
Alabama	01089010702						
Alabama	01089010800						
Alabama	01089010901						
Alabama	01089010902						
Alabama	01089011011						
Alabama	01089011012						
Alabama	01089011013						
Alabama	01089011014						
Alabama	01089011021						
Alabama	01089011022						
Alabama	01089011100						
Alabama	01089011200						

AMERICAN OVERSIGHT

State	2012-2016 ACS LIC Tract	Enter "YES" Below to Nominate LIC	2012-2016 Tract Poverty Rate	2012-2016 Tract Median Family Income	2012-2016 State Median Family Income	2012-2016 Core Based Statistical Area (CBSA) Median Family Income	Metro/Non-Metro
Alabama	01089011300						
Alabama	01089011400						
Alabama	01091972900						
Alabama	01091973000						
Alabama	01091973100						
Alabama	01091973200						
Alabama	01091973300						
Alabama	01091973400						
Alabama	01093964000						
Alabama	01093964100						
Alabama	01093964200						
Alabama	01093964300						
Alabama	01093964400						
Alabama	01093964500						
Alabama	01093964600						
Alabama	01093964700						
Alabama	01095030100						
Alabama	01095030201						
Alabama	01095030202						
Alabama	01095030300						
Alabama	01095030401						
Alabama	01095030402						
Alabama	01095030500						
Alabama	01095030600						
Alabama	01095030701						
Alabama	01095030702						
Alabama	01095030801						
Alabama	01095030802						
Alabama	01095030902						
Alabama	01095030903						
Alabama	01095030904						
Alabama	01095031000						
Alabama	01095031100						
Alabama	01095031200						
Alabama	01097000200						
Alabama	01097000401						
Alabama	01097000402						
Alabama	01097000500						
Alabama	01097000600						
Alabama	01097000701						
Alabama	01097000702						
Alabama	01097000800						
Alabama	01097000901						
Alabama	01097000902						
Alabama	01097000903						
Alabama	01097001001						
Alabama	01097001002						
Alabama	01097001100						

AMERICAN OVERSIGHT

State	2012-2016 ACS LIC Tract	Enter "YES" Below to Nominate LIC	2012-2016 Tract Poverty Rate	2012-2016 Tract Median Family Income	2012-2016 State Median Family Income	2012-2016 Core Based Statistical Area (CBSA) Median Family Income	Metro/Non-Metro
Alabama	01097001200						
Alabama	01097001302						
Alabama	01097001400						
Alabama	01097001501						
Alabama	01097001502						
Alabama	01097001800						
Alabama	01097001901						
Alabama	01097001902						
Alabama	01097002000						
Alabama	01097002100						
Alabama	01097002200						
Alabama	01097002301						
Alabama	01097002302						
Alabama	01097002400						
Alabama	01097002501						
Alabama	01097002502						
Alabama	01097002600						
Alabama	01097002700						
Alabama	01097002800						
Alabama	01097002900						
Alabama	01097003000						
Alabama	01097003100						
Alabama	01097003202						
Alabama	01097003203						
Alabama	01097003204						
Alabama	01097003205						
Alabama	01097003301						
Alabama	01097003302						
Alabama	01097003402						
Alabama	01097003404						
Alabama	01097003405						
Alabama	01097003406						
Alabama	01097003407						
Alabama	01097003408						
Alabama	01097003501						
Alabama	01097003502						
Alabama	01097003602						
Alabama	01097003605						
Alabama	01097003606						
Alabama	01097003607						
Alabama	01097003608						
Alabama	01097003703						
Alabama	01097003704						
Alabama	01097003705						
Alabama	01097003706						
Alabama	01097003707						
Alabama	01097003708						
Alabama	01097003709						

AMERICAN OVERSIGHT

State	2012-2016 ACS LIC Tract	Enter "YES" Below to Nominate LIC	2012-2016 Tract Poverty Rate	2012-2016 Tract Median Family Income	2012-2016 State Median Family Income	2012-2016 Core Based Statistical Area (CBSA) Median Family Income	Metro/Non-Metro
Alabama	01097003710						
Alabama	01097003800						
Alabama	01097003901						
Alabama	01097003902						
Alabama	01097004000						
Alabama	01097004100						
Alabama	01097004800						
Alabama	01097004900						
Alabama	01097005000						
Alabama	01097005100						
Alabama	01097005200						
Alabama	01097005300						
Alabama	01097005400						
Alabama	01097005500						
Alabama	01097005600						
Alabama	01097005700						
Alabama	01097005800						
Alabama	01097005900						
Alabama	01097006000						
Alabama	01097006102						
Alabama	01097006103						
Alabama	01097006104						
Alabama	01097006105						
Alabama	01097006200						
Alabama	01097006301						
Alabama	01097006302						
Alabama	01097006402						
Alabama	01097006403						
Alabama	01097006404						
Alabama	01097006405						
Alabama	01097006406						
Alabama	01097006407						
Alabama	01097006501						
Alabama	01097006502						
Alabama	01097006600						
Alabama	01097006701						
Alabama	01097006702						
Alabama	01097006801						
Alabama	01097006802						
Alabama	01097006901						
Alabama	01097006902						
Alabama	01097007000						
Alabama	01097007101						
Alabama	01097007102						
Alabama	01097007103						
Alabama	01097007201						
Alabama	01097007202						
Alabama	01097007300						

AMERICAN OVERSIGHT

State	2012-2016 ACS LIC Tract	Enter "YES" Below to Nominate LIC	2012-2016 Tract Poverty Rate	2012-2016 Tract Median Family Income	2012-2016 State Median Family Income	2012-2016 Core Based Statistical Area (CBSA) Median Family Income	Metro/Non-Metro
Alabama	01097007400						
Alabama	01097007500						
Alabama	01097007600						
Alabama	01097007700						
Alabama	01097990000						
Alabama	01099075600						
Alabama	01099075700						
Alabama	01099075800						
Alabama	01099075900						
Alabama	01099076000						
Alabama	01099076100						
Alabama	01099076200						
Alabama	01101000100						
Alabama	01101000200						
Alabama	01101000300						
Alabama	01101000400						
Alabama	01101000500						
Alabama	01101000600						
Alabama	01101000700						
Alabama	01101000900						
Alabama	01101001000						
Alabama	01101001100						
Alabama	01101001200						
Alabama	01101001300						
Alabama	01101001400						
Alabama	01101001500						
Alabama	01101001600						
Alabama	01101001700						
Alabama	01101001800						
Alabama	01101001900						
Alabama	01101002000						
Alabama	01101002100						
Alabama	01101002201						
Alabama	01101002202						
Alabama	01101002300						
Alabama	01101002400						
Alabama	01101002500						
Alabama	01101002600						
Alabama	01101002700						
Alabama	01101002800						
Alabama	01101002900						
Alabama	01101003000						
Alabama	01101003100						
Alabama	01101003200						
Alabama	01101003301						
Alabama	01101003302						
Alabama	01101005101						
Alabama	01101005102						

AMERICAN OVERSIGHT

State	2012-2016 ACS LIC Tract	Enter "YES" Below to Nominate LIC	2012-2016 Tract Poverty Rate	2012-2016 Tract Median Family Income	2012-2016 State Median Family Income	2012-2016 Core Based Statistical Area (CBSA) Median Family Income	Metro/Non-Metro
Alabama	01101005301						
Alabama	01101005302						
Alabama	01101005402						
Alabama	01101005403						
Alabama	01101005406						
Alabama	01101005407						
Alabama	01101005408						
Alabama	01101005409						
Alabama	01101005410						
Alabama	01101005501						
Alabama	01101005502						
Alabama	01101005503						
Alabama	01101005504						
Alabama	01101005603						
Alabama	01101005604						
Alabama	01101005605						
Alabama	01101005606						
Alabama	01101005607						
Alabama	01101005608						
Alabama	01101005609						
Alabama	01101005610						
Alabama	01101005611						
Alabama	01101005612						
Alabama	01101005700						
Alabama	01101005800						
Alabama	01101005901						
Alabama	01101005902						
Alabama	01101006000						
Alabama	01101006100						
Alabama	01103000100						
Alabama	01103000200						
Alabama	01103000300						
Alabama	01103000400						
Alabama	01103000600						
Alabama	01103000700						
Alabama	01103000800						
Alabama	01103000900						
Alabama	01103001000						
Alabama	01103005101						
Alabama	01103005103						
Alabama	01103005105						
Alabama	01103005106						
Alabama	01103005107						
Alabama	01103005108						
Alabama	01103005109						
Alabama	01103005200						
Alabama	01103005301						
Alabama	01103005302						

AMERICAN OVERSIGHT

State	2012-2016 ACS LIC Tract	Enter "YES" Below to Nominate LIC	2012-2016 Tract Poverty Rate	2012-2016 Tract Median Family Income	2012-2016 State Median Family Income	2012-2016 Core Based Statistical Area (CBSA) Median Family Income	Metro/Non-Metro
Alabama	01103005303						
Alabama	01103005304						
Alabama	01103005404						
Alabama	01103005405						
Alabama	01103005500						
Alabama	01103005600						
Alabama	01103005701						
Alabama	01103005702						
Alabama	01105686800						
Alabama	01105687000						
Alabama	01105687100						
Alabama	01107050000						
Alabama	01107050100						
Alabama	01107050200						
Alabama	01107050300						
Alabama	01107050400						
Alabama	01109188600						
Alabama	01109188700						
Alabama	01109188800						
Alabama	01109188900						
Alabama	01109189000						
Alabama	01109189100						
Alabama	01109189200						
Alabama	01109189300						
Alabama	01111000100						
Alabama	01111000200						
Alabama	01111000300						
Alabama	01111000400						
Alabama	01111000500						
Alabama	01111000600						
Alabama	01113030200						
Alabama	01113030300						
Alabama	01113030401						
Alabama	01113030402						
Alabama	01113030500						
Alabama	01113030600						
Alabama	01113030700						
Alabama	01113030800						
Alabama	01113030901						
Alabama	01113030902						
Alabama	01113031000						
Alabama	01113031100						
Alabama	01113031200						
Alabama	01115040103						
Alabama	01115040104						
Alabama	01115040105						
Alabama	01115040106						
Alabama	01115040201						

AMERICAN OVERSIGHT

State	2012-2016 ACS LIC Tract	Enter "YES" Below to Nominate LIC	2012-2016 Tract Poverty Rate	2012-2016 Tract Median Family Income	2012-2016 State Median Family Income	2012-2016 Core Based Statistical Area (CBSA) Median Family Income	Metro/Non-Metro
Alabama	01115040203						
Alabama	01115040204						
Alabama	01115040205						
Alabama	01115040300						
Alabama	01115040401						
Alabama	01115040402						
Alabama	01115040501						
Alabama	01115040502						
Alabama	01117030102						
Alabama	01117030103						
Alabama	01117030211						
Alabama	01117030212						
Alabama	01117030213						
Alabama	01117030214						
Alabama	01117030215						
Alabama	01117030216						
Alabama	01117030217						
Alabama	01117030303						
Alabama	01117030304						
Alabama	01117030305						
Alabama	01117030306						
Alabama	01117030314						
Alabama	01117030315						
Alabama	01117030316						
Alabama	01117030317						
Alabama	01117030319						
Alabama	01117030320						
Alabama	01117030330						
Alabama	01117030331						
Alabama	01117030332						
Alabama	01117030333						
Alabama	01117030334						
Alabama	01117030336						
Alabama	01117030337						
Alabama	01117030340						
Alabama	01117030341						
Alabama	01117030342						
Alabama	01117030344						
Alabama	01117030345						
Alabama	01117030405						
Alabama	01117030406						
Alabama	01117030407						
Alabama	01117030408						
Alabama	01117030501						
Alabama	01117030502						
Alabama	01117030604						
Alabama	01117030605						
Alabama	01117030607						

AMERICAN OVERSIGHT

State	2012-2016 ACS LIC Tract	Enter "YES" Below to Nominate LIC	2012-2016 Tract Poverty Rate	2012-2016 Tract Median Family Income	2012-2016 State Median Family Income	2012-2016 Core Based Statistical Area (CBSA) Median Family Income	Metro/Non-Metro
Alabama	01117030608						
Alabama	01117030609						
Alabama	01117030701						
Alabama	01117030703						
Alabama	01117030704						
Alabama	01117030800						
Alabama	01117030900						
Alabama	01117980000						
Alabama	01119011300						
Alabama	01119011400						
Alabama	01119011500						
Alabama	01119011600						
Alabama	01121010101						
Alabama	01121010102						
Alabama	01121010201						
Alabama	01121010202						
Alabama	01121010301						
Alabama	01121010302						
Alabama	01121010400						
Alabama	01121010500						
Alabama	01121010600						
Alabama	01121010700						
Alabama	01121010900						
Alabama	01121011000						
Alabama	01121011100						
Alabama	01121011200						
Alabama	01121011300						
Alabama	01121011400						
Alabama	01121011500						
Alabama	01121011600						
Alabama	01121011700						
Alabama	01121011800						
Alabama	01121011900						
Alabama	01121012000						
Alabama	01123961900						
Alabama	01123962000						
Alabama	01123962100						
Alabama	01123962200						
Alabama	01123962300						
Alabama	01123962400						
Alabama	01123962501						
Alabama	01123962502						
Alabama	01123962600						
Alabama	01123962700						
Alabama	01125010101						
Alabama	01125010102						
Alabama	01125010103						
Alabama	01125010201						

AMERICAN OVERSIGHT

State	2012-2016 ACS LIC Tract	Enter "YES" Below to Nominate LIC	2012-2016 Tract Poverty Rate	2012-2016 Tract Median Family Income	2012-2016 State Median Family Income	2012-2016 Core Based Statistical Area (CBSA) Median Family Income	Metro/Non-Metro
Alabama	01125010202						
Alabama	01125010203						
Alabama	01125010204						
Alabama	01125010301						
Alabama	01125010302						
Alabama	01125010303						
Alabama	01125010403						
Alabama	01125010404						
Alabama	01125010405						
Alabama	01125010406						
Alabama	01125010407						
Alabama	01125010500						
Alabama	01125010601						
Alabama	01125010602						
Alabama	01125010701						
Alabama	01125010702						
Alabama	01125010703						
Alabama	01125010802						
Alabama	01125010803						
Alabama	01125010804						
Alabama	01125011200						
Alabama	01125011401						
Alabama	01125011402						
Alabama	01125011600						
Alabama	01125011701						
Alabama	01125011703						
Alabama	01125011800						
Alabama	01125011901						
Alabama	01125011902						
Alabama	01125012000						
Alabama	01125012100						
Alabama	01125012303						
Alabama	01125012304						
Alabama	01125012305						
Alabama	01125012403						
Alabama	01125012404						
Alabama	01125012405						
Alabama	01125012501						
Alabama	01125012502						
Alabama	01125012503						
Alabama	01125012600						
Alabama	01125012700						
Alabama	01125012800						
Alabama	01127020100						
Alabama	01127020200						
Alabama	01127020300						
Alabama	01127020400						
Alabama	01127020600						

AMERICAN OVERSIGHT

State	2012-2016 ACS LIC Tract	Enter "YES" Below to Nominate LIC	2012-2016 Tract Poverty Rate	2012-2016 Tract Median Family Income	2012-2016 State Median Family Income	2012-2016 Core Based Statistical Area (CBSA) Median Family Income	Metro/Non-Metro
Alabama	01127020700						
Alabama	01127020800						
Alabama	01127020900						
Alabama	01127021000						
Alabama	01127021100						
Alabama	01127021200						
Alabama	01127021300						
Alabama	01127021400						
Alabama	01127021500						
Alabama	01127021600						
Alabama	01127021700						
Alabama	01127021800						
Alabama	01127021900						
Alabama	01129043900						
Alabama	01129044000						
Alabama	01129044100						
Alabama	01129044200						
Alabama	01129044300						
Alabama	01131034700						
Alabama	01131034800						
Alabama	01131035100						
Alabama	01131035200						
Alabama	01133965501						
Alabama	01133965502						
Alabama	01133965503						
Alabama	01133965600						
Alabama	01133965700						
Alabama	01133965800						
Alabama	01133965900						
Alaska	02013000100						
Alaska	02016000100						
Alaska	02016000200						
Alaska	02020000101						
Alaska	02020000102						
Alaska	02020000201						
Alaska	02020000202						
Alaska	02020000203						
Alaska	02020000204						
Alaska	02020000300						
Alaska	02020000400						
Alaska	02020000500						
Alaska	02020000600						
Alaska	02020000701						
Alaska	02020000702						
Alaska	02020000703						
Alaska	02020000801						
Alaska	02020000802						
Alaska	02020000901						

AMERICAN OVERSIGHT

State	2012-2016 ACS LIC Tract	Enter "YES" Below to Nominate LIC	2012-2016 Tract Poverty Rate	2012-2016 Tract Median Family Income	2012-2016 State Median Family Income	2012-2016 Core Based Statistical Area (CBSA) Median Family Income	Metro/Non-Metro
Alaska	02020000902						
Alaska	02020001000						
Alaska	02020001100						
Alaska	02020001200						
Alaska	02020001300						
Alaska	02020001400						
Alaska	02020001500						
Alaska	02020001601						
Alaska	02020001602						
Alaska	02020001701						
Alaska	02020001702						
Alaska	02020001731						
Alaska	02020001732						
Alaska	02020001801						
Alaska	02020001802						
Alaska	02020001900						
Alaska	02020002000						
Alaska	02020002100						
Alaska	02020002201						
Alaska	02020002202						
Alaska	02020002301						
Alaska	02020002302						
Alaska	02020002303						
Alaska	02020002400						
Alaska	02020002501						
Alaska	02020002502						
Alaska	02020002601						
Alaska	02020002602						
Alaska	02020002603						
Alaska	02020002702						
Alaska	02020002711						
Alaska	02020002712						
Alaska	02020002811						
Alaska	02020002812						
Alaska	02020002813						
Alaska	02020002821						
Alaska	02020002822						
Alaska	02020002823						
Alaska	02020002900						
Alaska	02050000100						
Alaska	02050000200						
Alaska	02050000300						
Alaska	02060000100						
Alaska	02068000100						
Alaska	02070000100						
Alaska	02070000200						
Alaska	02090000100						
Alaska	02090000200						

AMERICAN OVERSIGHT

State	2012-2016 ACS LIC Tract	Enter "YES" Below to Nominate LIC	2012-2016 Tract Poverty Rate	2012-2016 Tract Median Family Income	2012-2016 State Median Family Income	2012-2016 Core Based Statistical Area (CBSA) Median Family Income	Metro/Non-Metro
Alaska	02090000300						
Alaska	02090000400						
Alaska	02090000500						
Alaska	02090000600						
Alaska	02090000700						
Alaska	02090000800						
Alaska	02090000900						
Alaska	02090001000						
Alaska	02090001100						
Alaska	02090001200						
Alaska	02090001300						
Alaska	02090001400						
Alaska	02090001500						
Alaska	02090001600						
Alaska	02090001700						
Alaska	02090001800						
Alaska	02090001900						
Alaska	02100000100						
Alaska	02105000200						
Alaska	02105000300						
Alaska	02110000100						
Alaska	02110000200						
Alaska	02110000300						
Alaska	02110000400						
Alaska	02110000500						
Alaska	02110000600						
Alaska	02122000100						
Alaska	02122000200						
Alaska	02122000300						
Alaska	02122000400						
Alaska	02122000500						
Alaska	02122000600						
Alaska	02122000700						
Alaska	02122000800						
Alaska	02122000900						
Alaska	02122001000						
Alaska	02122001100						
Alaska	02122001200						
Alaska	02122001300						
Alaska	02130000100						
Alaska	02130000200						
Alaska	02130000300						
Alaska	02130000400						
Alaska	02150000100						
Alaska	02150000200						
Alaska	02150000300						
Alaska	02150000400						
Alaska	02150000500						

AMERICAN OVERSIGHT

State	2012-2016 ACS LIC Tract	Enter "YES" Below to Nominate LIC	2012-2016 Tract Poverty Rate	2012-2016 Tract Median Family Income	2012-2016 State Median Family Income	2012-2016 Core Based Statistical Area (CBSA) Median Family Income	Metro/Non-Metro
Alaska	02164000100						
Alaska	02170000101						
Alaska	02170000102						
Alaska	02170000200						
Alaska	02170000300						
Alaska	02170000401						
Alaska	02170000402						
Alaska	02170000501						
Alaska	02170000502						
Alaska	02170000601						
Alaska	02170000603						
Alaska	02170000604						
Alaska	02170000701						
Alaska	02170000703						
Alaska	02170000705						
Alaska	02170000706						
Alaska	02170000800						
Alaska	02170000900						
Alaska	02170001001						
Alaska	02170001003						
Alaska	02170001004						
Alaska	02170001100						
Alaska	02170001201						
Alaska	02170001202						
Alaska	02170001300						
Alaska	02180000100						
Alaska	02180000200						
Alaska	02185000100						
Alaska	02185000200						
Alaska	02185000300						
Alaska	02188000100						
Alaska	02188000200						
Alaska	02195000200						
Alaska	02198000100						
Alaska	02198000200						
Alaska	02198000300						
Alaska	02198940100						
Alaska	02220000100						
Alaska	02220000200						
Alaska	02230000100						
Alaska	02240000100						
Alaska	02240000400						
Alaska	02261000100						
Alaska	02261000200						
Alaska	02261000300						
Alaska	02270000100						
Alaska	02275000300						
Alaska	02282000100						

AMERICAN OVERSIGHT

State	2012-2016 ACS LIC Tract	Enter "YES" Below to Nominate LIC	2012-2016 Tract Poverty Rate	2012-2016 Tract Median Family Income	2012-2016 State Median Family Income	2012-2016 Core Based Statistical Area (CBSA) Median Family Income	Metro/Non-Metro
Alaska	02290000100						
Alaska	02290000200						
Alaska	02290000300						
Alaska	02290000400						
Arizona	04001942600						
Arizona	04001942700						
Arizona	04001944000						
Arizona	04001944100						
Arizona	04001944201						
Arizona	04001944202						
Arizona	04001944300						
Arizona	04001944901						
Arizona	04001944902						
Arizona	04001945001						
Arizona	04001945002						
Arizona	04001945100						
Arizona	04001970200						
Arizona	04001970300						
Arizona	04001970501						
Arizona	04001970502						
Arizona	04003000100						
Arizona	04003000201						
Arizona	04003000202						
Arizona	04003000203						
Arizona	04003000301						
Arizona	04003000302						
Arizona	04003000303						
Arizona	04003000400						
Arizona	04003000500						
Arizona	04003000600						
Arizona	04003000700						
Arizona	04003000800						
Arizona	04003000901						
Arizona	04003000902						
Arizona	04003001000						
Arizona	04003001100						
Arizona	04003001200						
Arizona	04003001300						
Arizona	04003001401						
Arizona	04003001402						
Arizona	04003001501						
Arizona	04003001502						
Arizona	04003001601						
Arizona	04003001602						
Arizona	04003001701						
Arizona	04003001702						
Arizona	04003001703						
Arizona	04003001800						

AMERICAN OVERSIGHT

State	2012-2016 ACS LIC Tract	Enter "YES" Below to Nominate LIC	2012-2016 Tract Poverty Rate	2012-2016 Tract Median Family Income	2012-2016 State Median Family Income	2012-2016 Core Based Statistical Area (CBSA) Median Family Income	Metro/Non-Metro
Arizona	04003001900						
Arizona	04003002001						
Arizona	04003002002						
Arizona	04003002100						
Arizona	04005000100						
Arizona	04005000200						
Arizona	04005000300						
Arizona	04005000400						
Arizona	04005000500						
Arizona	04005000600						
Arizona	04005000700						
Arizona	04005000800						
Arizona	04005000900						
Arizona	04005001000						
Arizona	04005001101						
Arizona	04005001102						
Arizona	04005001200						
Arizona	04005001301						
Arizona	04005001302						
Arizona	04005001500						
Arizona	04005001600						
Arizona	04005001700						
Arizona	04005002000						
Arizona	04005002100						
Arizona	04005002200						
Arizona	04005002300						
Arizona	04005942201						
Arizona	04005942202						
Arizona	04005944900						
Arizona	04005945000						
Arizona	04005945100						
Arizona	04005945200						
Arizona	04007000100						
Arizona	04007000200						
Arizona	04007000301						
Arizona	04007000302						
Arizona	04007000400						
Arizona	04007000500						
Arizona	04007000600						
Arizona	04007000700						
Arizona	04007000800						
Arizona	04007000900						
Arizona	04007001000						
Arizona	04007001100						
Arizona	04007001200						
Arizona	04007001300						
Arizona	04007940200						
Arizona	04007940400						

AMERICAN OVERSIGHT

State	2012-2016 ACS LIC Tract	Enter "YES" Below to Nominate LIC	2012-2016 Tract Poverty Rate	2012-2016 Tract Median Family Income	2012-2016 State Median Family Income	2012-2016 Core Based Statistical Area (CBSA) Median Family Income	Metro/Non-Metro
Arizona	04009940500						
Arizona	04009961100						
Arizona	04009961201						
Arizona	04009961202						
Arizona	04009961300						
Arizona	04009961400						
Arizona	04009961500						
Arizona	04009961600						
Arizona	04009961700						
Arizona	04011960100						
Arizona	04011960200						
Arizona	04011960300						
Arizona	04012020100						
Arizona	04012020201						
Arizona	04012020202						
Arizona	04012020501						
Arizona	04012020502						
Arizona	04012020602						
Arizona	04012940200						
Arizona	04012940300						
Arizona	04012980000						
Arizona	04013010101						
Arizona	04013010102						
Arizona	04013030401						
Arizona	04013030402						
Arizona	04013040502						
Arizona	04013040506						
Arizona	04013040507						
Arizona	04013040512						
Arizona	04013040513						
Arizona	04013040514						
Arizona	04013040515						
Arizona	04013040516						
Arizona	04013040517						
Arizona	04013040518						
Arizona	04013040519						
Arizona	04013040520						
Arizona	04013040521						
Arizona	04013040522						
Arizona	04013040523						
Arizona	04013040524						
Arizona	04013040525						
Arizona	04013040526						
Arizona	04013040527						
Arizona	04013040528						
Arizona	04013040529						
Arizona	04013040530						
Arizona	04013040531						

AMERICAN OVERSIGHT

State	2012-2016 ACS LIC Tract	Enter "YES" Below to Nominate LIC	2012-2016 Tract Poverty Rate	2012-2016 Tract Median Family Income	2012-2016 State Median Family Income	2012-2016 Core Based Statistical Area (CBSA) Median Family Income	Metro/Non-Metro
Arizona	04013050603						
Arizona	04013050604						
Arizona	04013050605						
Arizona	04013050606						
Arizona	04013050607						
Arizona	04013050608						
Arizona	04013050609						
Arizona	04013050610						
Arizona	04013050611						
Arizona	04013050701						
Arizona	04013050702						
Arizona	04013060801						
Arizona	04013060802						
Arizona	04013060901						
Arizona	04013060902						
Arizona	04013060903						
Arizona	04013060904						
Arizona	04013061009						
Arizona	04013061010						
Arizona	04013061011						
Arizona	04013061012						
Arizona	04013061013						
Arizona	04013061014						
Arizona	04013061015						
Arizona	04013061016						
Arizona	04013061017						
Arizona	04013061018						
Arizona	04013061019						
Arizona	04013061020						
Arizona	04013061021						
Arizona	04013061022						
Arizona	04013061023						
Arizona	04013061024						
Arizona	04013061025						
Arizona	04013061026						
Arizona	04013061027						
Arizona	04013061028						
Arizona	04013061029						
Arizona	04013061030						
Arizona	04013061031						
Arizona	04013061032						
Arizona	04013061033						
Arizona	04013061034						
Arizona	04013061035						
Arizona	04013061036						
Arizona	04013061037						
Arizona	04013061038						
Arizona	04013061039						

AMERICAN OVERSIGHT

State	2012-2016 ACS LIC Tract	Enter "YES" Below to Nominate LIC	2012-2016 Tract Poverty Rate	2012-2016 Tract Median Family Income	2012-2016 State Median Family Income	2012-2016 Core Based Statistical Area (CBSA) Median Family Income	Metro/Non-Metro
Arizona	04013061040						
Arizona	04013061041						
Arizona	04013061042						
Arizona	04013061043						
Arizona	04013061044						
Arizona	04013061045						
Arizona	04013061046						
Arizona	04013061047						
Arizona	04013061100						
Arizona	04013061200						
Arizona	04013061300						
Arizona	04013061401						
Arizona	04013061402						
Arizona	04013071503						
Arizona	04013071504						
Arizona	04013071505						
Arizona	04013071506						
Arizona	04013071509						
Arizona	04013071510						
Arizona	04013071511						
Arizona	04013071512						
Arizona	04013071513						
Arizona	04013071514						
Arizona	04013071515						
Arizona	04013071516						
Arizona	04013071517						
Arizona	04013071600						
Arizona	04013071701						
Arizona	04013071702						
Arizona	04013071801						
Arizona	04013071802						
Arizona	04013071903						
Arizona	04013071906						
Arizona	04013071909						
Arizona	04013071910						
Arizona	04013071911						
Arizona	04013071912						
Arizona	04013071913						
Arizona	04013071914						
Arizona	04013071915						
Arizona	04013082002						
Arizona	04013082007						
Arizona	04013082008						
Arizona	04013082009						
Arizona	04013082010						
Arizona	04013082012						
Arizona	04013082016						
Arizona	04013082017						

AMERICAN OVERSIGHT

State	2012-2016 ACS LIC Tract	Enter "YES" Below to Nominate LIC	2012-2016 Tract Poverty Rate	2012-2016 Tract Median Family Income	2012-2016 State Median Family Income	2012-2016 Core Based Statistical Area (CBSA) Median Family Income	Metro/Non-Metro
Arizona	04013082018						
Arizona	04013082019						
Arizona	04013082020						
Arizona	04013082021						
Arizona	04013082022						
Arizona	04013082023						
Arizona	04013082024						
Arizona	04013082025						
Arizona	04013082026						
Arizona	04013082027						
Arizona	04013082028						
Arizona	04013082203						
Arizona	04013082204						
Arizona	04013082205						
Arizona	04013082206						
Arizona	04013082207						
Arizona	04013082208						
Arizona	04013082209						
Arizona	04013082210						
Arizona	04013082211						
Arizona	04013083000						
Arizona	04013092305						
Arizona	04013092306						
Arizona	04013092307						
Arizona	04013092308						
Arizona	04013092309						
Arizona	04013092311						
Arizona	04013092312						
Arizona	04013092401						
Arizona	04013092402						
Arizona	04013092500						
Arizona	04013092600						
Arizona	04013092705						
Arizona	04013092708						
Arizona	04013092709						
Arizona	04013092710						
Arizona	04013092711						
Arizona	04013092712						
Arizona	04013092713						
Arizona	04013092715						
Arizona	04013092716						
Arizona	04013092717						
Arizona	04013092718						
Arizona	04013092719						
Arizona	04013092720						
Arizona	04013092721						
Arizona	04013092723						
Arizona	04013092724						

AMERICAN OVERSIGHT

State	2012-2016 ACS LIC Tract	Enter "YES" Below to Nominate LIC	2012-2016 Tract Poverty Rate	2012-2016 Tract Median Family Income	2012-2016 State Median Family Income	2012-2016 Core Based Statistical Area (CBSA) Median Family Income	Metro/Non-Metro
Arizona	04013092801						
Arizona	04013092802						
Arizona	04013092900						
Arizona	04013093001						
Arizona	04013093002						
Arizona	04013093101						
Arizona	04013093104						
Arizona	04013093105						
Arizona	04013093106						
Arizona	04013093200						
Arizona	04013103205						
Arizona	04013103206						
Arizona	04013103207						
Arizona	04013103208						
Arizona	04013103209						
Arizona	04013103210						
Arizona	04013103211						
Arizona	04013103212						
Arizona	04013103214						
Arizona	04013103215						
Arizona	04013103216						
Arizona	04013103217						
Arizona	04013103219						
Arizona	04013103220						
Arizona	04013103302						
Arizona	04013103303						
Arizona	04013103304						
Arizona	04013103305						
Arizona	04013103306						
Arizona	04013103400						
Arizona	04013103501						
Arizona	04013103502						
Arizona	04013103604						
Arizona	04013103605						
Arizona	04013103606						
Arizona	04013103607						
Arizona	04013103608						
Arizona	04013103609						
Arizona	04013103611						
Arizona	04013103612						
Arizona	04013103614						
Arizona	04013103615						
Arizona	04013103701						
Arizona	04013103702						
Arizona	04013103900						
Arizona	04013104000						
Arizona	04013104100						
Arizona	04013104202						

AMERICAN OVERSIGHT

State	2012-2016 ACS LIC Tract	Enter "YES" Below to Nominate LIC	2012-2016 Tract Poverty Rate	2012-2016 Tract Median Family Income	2012-2016 State Median Family Income	2012-2016 Core Based Statistical Area (CBSA) Median Family Income	Metro/Non-Metro
Arizona	04013104203						
Arizona	04013104204						
Arizona	04013104205						
Arizona	04013104206						
Arizona	04013104207						
Arizona	04013104212						
Arizona	04013104214						
Arizona	04013104215						
Arizona	04013104216						
Arizona	04013104217						
Arizona	04013104218						
Arizona	04013104219						
Arizona	04013104221						
Arizona	04013104222						
Arizona	04013104223						
Arizona	04013104224						
Arizona	04013104225						
Arizona	04013104226						
Arizona	04013104227						
Arizona	04013104301						
Arizona	04013104302						
Arizona	04013104401						
Arizona	04013104402						
Arizona	04013104501						
Arizona	04013104502						
Arizona	04013104600						
Arizona	04013104701						
Arizona	04013104702						
Arizona	04013104801						
Arizona	04013104802						
Arizona	04013104900						
Arizona	04013105002						
Arizona	04013105003						
Arizona	04013105004						
Arizona	04013105101						
Arizona	04013105102						
Arizona	04013105103						
Arizona	04013105200						
Arizona	04013105300						
Arizona	04013105400						
Arizona	04013105501						
Arizona	04013105502						
Arizona	04013105503						
Arizona	04013105601						
Arizona	04013105602						
Arizona	04013105701						
Arizona	04013105702						
Arizona	04013105800						

AMERICAN OVERSIGHT

State	2012-2016 ACS LIC Tract	Enter "YES" Below to Nominate LIC	2012-2016 Tract Poverty Rate	2012-2016 Tract Median Family Income	2012-2016 State Median Family Income	2012-2016 Core Based Statistical Area (CBSA) Median Family Income	Metro/Non-Metro
Arizona	04013105900						
Arizona	04013106001						
Arizona	04013106002						
Arizona	04013106003						
Arizona	04013106100						
Arizona	04013106200						
Arizona	04013106300						
Arizona	04013106400						
Arizona	04013106501						
Arizona	04013106502						
Arizona	04013106600						
Arizona	04013106701						
Arizona	04013106702						
Arizona	04013106703						
Arizona	04013106801						
Arizona	04013106802						
Arizona	04013106900						
Arizona	04013107000						
Arizona	04013107101						
Arizona	04013107102						
Arizona	04013107201						
Arizona	04013107202						
Arizona	04013107300						
Arizona	04013107400						
Arizona	04013107500						
Arizona	04013107601						
Arizona	04013107602						
Arizona	04013107700						
Arizona	04013107800						
Arizona	04013107900						
Arizona	04013108000						
Arizona	04013108100						
Arizona	04013108200						
Arizona	04013108301						
Arizona	04013108302						
Arizona	04013108400						
Arizona	04013108501						
Arizona	04013108502						
Arizona	04013108601						
Arizona	04013108602						
Arizona	04013108802						
Arizona	04013108901						
Arizona	04013108902						
Arizona	04013109001						
Arizona	04013109002						
Arizona	04013109003						
Arizona	04013109101						
Arizona	04013109102						

AMERICAN OVERSIGHT

State	2012-2016 ACS LIC Tract	Enter "YES" Below to Nominate LIC	2012-2016 Tract Poverty Rate	2012-2016 Tract Median Family Income	2012-2016 State Median Family Income	2012-2016 Core Based Statistical Area (CBSA) Median Family Income	Metro/Non-Metro
Arizona	04013109200						
Arizona	04013109300						
Arizona	04013109400						
Arizona	04013109500						
Arizona	04013109601						
Arizona	04013109602						
Arizona	04013109603						
Arizona	04013109604						
Arizona	04013109701						
Arizona	04013109702						
Arizona	04013109703						
Arizona	04013109704						
Arizona	04013109705						
Arizona	04013109801						
Arizona	04013109802						
Arizona	04013109900						
Arizona	04013110001						
Arizona	04013110002						
Arizona	04013110100						
Arizona	04013110400						
Arizona	04013110501						
Arizona	04013110502						
Arizona	04013110600						
Arizona	04013110701						
Arizona	04013110702						
Arizona	04013110801						
Arizona	04013110802						
Arizona	04013110901						
Arizona	04013110902						
Arizona	04013111000						
Arizona	04013111100						
Arizona	04013111201						
Arizona	04013111202						
Arizona	04013111203						
Arizona	04013111204						
Arizona	04013111300						
Arizona	04013111401						
Arizona	04013111402						
Arizona	04013111501						
Arizona	04013111502						
Arizona	04013111601						
Arizona	04013111602						
Arizona	04013111700						
Arizona	04013111800						
Arizona	04013111900						
Arizona	04013112100						
Arizona	04013112201						
Arizona	04013112202						

AMERICAN OVERSIGHT

State	2012-2016 ACS LIC Tract	Enter "YES" Below to Nominate LIC	2012-2016 Tract Poverty Rate	2012-2016 Tract Median Family Income	2012-2016 State Median Family Income	2012-2016 Core Based Statistical Area (CBSA) Median Family Income	Metro/Non-Metro
Arizona	04013112301						
Arizona	04013112302						
Arizona	04013112401						
Arizona	04013112402						
Arizona	04013112502						
Arizona	04013112503						
Arizona	04013112504						
Arizona	04013112505						
Arizona	04013112507						
Arizona	04013112508						
Arizona	04013112509						
Arizona	04013112510						
Arizona	04013112511						
Arizona	04013112512						
Arizona	04013112513						
Arizona	04013112514						
Arizona	04013112601						
Arizona	04013112602						
Arizona	04013112700						
Arizona	04013112900						
Arizona	04013113000						
Arizona	04013113100						
Arizona	04013113201						
Arizona	04013113202						
Arizona	04013113203						
Arizona	04013113300						
Arizona	04013113400						
Arizona	04013113501						
Arizona	04013113502						
Arizona	04013113601						
Arizona	04013113602						
Arizona	04013113700						
Arizona	04013113801						
Arizona	04013113802						
Arizona	04013113900						
Arizona	04013114000						
Arizona	04013114100						
Arizona	04013114200						
Arizona	04013114301						
Arizona	04013114302						
Arizona	04013114401						
Arizona	04013114402						
Arizona	04013114500						
Arizona	04013114600						
Arizona	04013114703						
Arizona	04013114800						
Arizona	04013114900						
Arizona	04013115200						

AMERICAN OVERSIGHT

State	2012-2016 ACS LIC Tract	Enter "YES" Below to Nominate LIC	2012-2016 Tract Poverty Rate	2012-2016 Tract Median Family Income	2012-2016 State Median Family Income	2012-2016 Core Based Statistical Area (CBSA) Median Family Income	Metro/Non-Metro
Arizona	04013115300						
Arizona	04013115400						
Arizona	04013115500						
Arizona	04013115600						
Arizona	04013115700						
Arizona	04013115801						
Arizona	04013115802						
Arizona	04013115900						
Arizona	04013116000						
Arizona	04013116100						
Arizona	04013116202						
Arizona	04013116203						
Arizona	04013116204						
Arizona	04013116205						
Arizona	04013116300						
Arizona	04013116400						
Arizona	04013116500						
Arizona	04013116602						
Arizona	04013116603						
Arizona	04013116604						
Arizona	04013116605						
Arizona	04013116606						
Arizona	04013116607						
Arizona	04013116608						
Arizona	04013116609						
Arizona	04013116610						
Arizona	04013116611						
Arizona	04013116612						
Arizona	04013116613						
Arizona	04013116702						
Arizona	04013116703						
Arizona	04013116704						
Arizona	04013116707						
Arizona	04013116708						
Arizona	04013116709						
Arizona	04013116710						
Arizona	04013116711						
Arizona	04013116712						
Arizona	04013116713						
Arizona	04013116714						
Arizona	04013116715						
Arizona	04013116717						
Arizona	04013116718						
Arizona	04013116719						
Arizona	04013116720						
Arizona	04013116721						
Arizona	04013116725						
Arizona	04013116727						

AMERICAN OVERSIGHT

State	2012-2016 ACS LIC Tract	Enter "YES" Below to Nominate LIC	2012-2016 Tract Poverty Rate	2012-2016 Tract Median Family Income	2012-2016 State Median Family Income	2012-2016 Core Based Statistical Area (CBSA) Median Family Income	Metro/Non-Metro
Arizona	04013116728						
Arizona	04013116729						
Arizona	04013116730						
Arizona	04013116731						
Arizona	04013116732						
Arizona	04013116733						
Arizona	04013116800						
Arizona	04013116900						
Arizona	04013117000						
Arizona	04013117100						
Arizona	04013117200						
Arizona	04013117300						
Arizona	04013216806						
Arizona	04013216807						
Arizona	04013216809						
Arizona	04013216810						
Arizona	04013216813						
Arizona	04013216816						
Arizona	04013216818						
Arizona	04013216819						
Arizona	04013216820						
Arizona	04013216821						
Arizona	04013216822						
Arizona	04013216826						
Arizona	04013216829						
Arizona	04013216830						
Arizona	04013216831						
Arizona	04013216832						
Arizona	04013216833						
Arizona	04013216834						
Arizona	04013216835						
Arizona	04013216836						
Arizona	04013216837						
Arizona	04013216838						
Arizona	04013216839						
Arizona	04013216840						
Arizona	04013216841						
Arizona	04013216842						
Arizona	04013216843						
Arizona	04013216844						
Arizona	04013216845						
Arizona	04013216846						
Arizona	04013216847						
Arizona	04013216848						
Arizona	04013216849						
Arizona	04013216850						
Arizona	04013216851						
Arizona	04013216852						

AMERICAN OVERSIGHT

State	2012-2016 ACS LIC Tract	Enter "YES" Below to Nominate LIC	2012-2016 Tract Poverty Rate	2012-2016 Tract Median Family Income	2012-2016 State Median Family Income	2012-2016 Core Based Statistical Area (CBSA) Median Family Income	Metro/Non-Metro
Arizona	04013216853						
Arizona	04013216901						
Arizona	04013216902						
Arizona	04013217001						
Arizona	04013217002						
Arizona	04013217101						
Arizona	04013217102						
Arizona	04013217201						
Arizona	04013217203						
Arizona	04013217204						
Arizona	04013217300						
Arizona	04013217400						
Arizona	04013217501						
Arizona	04013217502						
Arizona	04013217600						
Arizona	04013217700						
Arizona	04013217800						
Arizona	04013217900						
Arizona	04013218000						
Arizona	04013218100						
Arizona	04013218200						
Arizona	04013218300						
Arizona	04013318400						
Arizona	04013318501						
Arizona	04013318700						
Arizona	04013318800						
Arizona	04013318900						
Arizona	04013319000						
Arizona	04013319101						
Arizona	04013319103						
Arizona	04013319104						
Arizona	04013319201						
Arizona	04013319202						
Arizona	04013319300						
Arizona	04013319401						
Arizona	04013319402						
Arizona	04013319403						
Arizona	04013319404						
Arizona	04013319500						
Arizona	04013319600						
Arizona	04013319703						
Arizona	04013319704						
Arizona	04013319705						
Arizona	04013319706						
Arizona	04013319800						
Arizona	04013319902						
Arizona	04013319903						
Arizona	04013319904						

AMERICAN OVERSIGHT

State	2012-2016 ACS LIC Tract	Enter "YES" Below to Nominate LIC	2012-2016 Tract Poverty Rate	2012-2016 Tract Median Family Income	2012-2016 State Median Family Income	2012-2016 Core Based Statistical Area (CBSA) Median Family Income	Metro/Non-Metro
Arizona	04013319905						
Arizona	04013319906						
Arizona	04013319907						
Arizona	04013319908						
Arizona	04013319909						
Arizona	04013319910						
Arizona	04013320001						
Arizona	04013320002						
Arizona	04013320007						
Arizona	04013320100						
Arizona	04013420104						
Arizona	04013420105						
Arizona	04013420107						
Arizona	04013420108						
Arizona	04013420109						
Arizona	04013420110						
Arizona	04013420111						
Arizona	04013420112						
Arizona	04013420113						
Arizona	04013420114						
Arizona	04013420115						
Arizona	04013420116						
Arizona	04013420202						
Arizona	04013420206						
Arizona	04013420207						
Arizona	04013420208						
Arizona	04013420209						
Arizona	04013420210						
Arizona	04013420211						
Arizona	04013420212						
Arizona	04013420213						
Arizona	04013420214						
Arizona	04013420215						
Arizona	04013420216						
Arizona	04013420301						
Arizona	04013420302						
Arizona	04013420303						
Arizona	04013420304						
Arizona	04013420401						
Arizona	04013420402						
Arizona	04013420501						
Arizona	04013420503						
Arizona	04013420504						
Arizona	04013420602						
Arizona	04013420603						
Arizona	04013420604						
Arizona	04013420704						
Arizona	04013420705						

AMERICAN OVERSIGHT

State	2012-2016 ACS LIC Tract	Enter "YES" Below to Nominate LIC	2012-2016 Tract Poverty Rate	2012-2016 Tract Median Family Income	2012-2016 State Median Family Income	2012-2016 Core Based Statistical Area (CBSA) Median Family Income	Metro/Non-Metro
Arizona	04013420706						
Arizona	04013420707						
Arizona	04013420708						
Arizona	04013420709						
Arizona	04013420710						
Arizona	04013420800						
Arizona	04013420901						
Arizona	04013420902						
Arizona	04013421001						
Arizona	04013421002						
Arizona	04013421101						
Arizona	04013421102						
Arizona	04013421201						
Arizona	04013421202						
Arizona	04013421302						
Arizona	04013421303						
Arizona	04013421304						
Arizona	04013421400						
Arizona	04013421501						
Arizona	04013421502						
Arizona	04013421601						
Arizona	04013421602						
Arizona	04013421701						
Arizona	04013421702						
Arizona	04013421801						
Arizona	04013421802						
Arizona	04013421901						
Arizona	04013421902						
Arizona	04013422001						
Arizona	04013422002						
Arizona	04013422102						
Arizona	04013422103						
Arizona	04013422104						
Arizona	04013422105						
Arizona	04013422106						
Arizona	04013422107						
Arizona	04013422203						
Arizona	04013422204						
Arizona	04013422205						
Arizona	04013422209						
Arizona	04013422210						
Arizona	04013422211						
Arizona	04013422212						
Arizona	04013422213						
Arizona	04013422215						
Arizona	04013422216						
Arizona	04013422217						
Arizona	04013422218						

AMERICAN OVERSIGHT

State	2012-2016 ACS LIC Tract	Enter "YES" Below to Nominate LIC	2012-2016 Tract Poverty Rate	2012-2016 Tract Median Family Income	2012-2016 State Median Family Income	2012-2016 Core Based Statistical Area (CBSA) Median Family Income	Metro/Non-Metro
Arizona	04013422219						
Arizona	04013422220						
Arizona	04013422221						
Arizona	04013422222						
Arizona	04013422301						
Arizona	04013422302						
Arizona	04013422304						
Arizona	04013422305						
Arizona	04013422307						
Arizona	04013422308						
Arizona	04013422309						
Arizona	04013422401						
Arizona	04013422402						
Arizona	04013422403						
Arizona	04013422404						
Arizona	04013422501						
Arizona	04013422502						
Arizona	04013422503						
Arizona	04013422504						
Arizona	04013422506						
Arizona	04013422507						
Arizona	04013422508						
Arizona	04013422509						
Arizona	04013422510						
Arizona	04013422511						
Arizona	04013422512						
Arizona	04013422513						
Arizona	04013422514						
Arizona	04013422606						
Arizona	04013422607						
Arizona	04013422609						
Arizona	04013422610						
Arizona	04013422615						
Arizona	04013422616						
Arizona	04013422617						
Arizona	04013422618						
Arizona	04013422620						
Arizona	04013422621						
Arizona	04013422622						
Arizona	04013422623						
Arizona	04013422624						
Arizona	04013422625						
Arizona	04013422626						
Arizona	04013422627						
Arizona	04013422628						
Arizona	04013422629						
Arizona	04013422630						
Arizona	04013422631						

AMERICAN OVERSIGHT

State	2012-2016 ACS LIC Tract	Enter "YES" Below to Nominate LIC	2012-2016 Tract Poverty Rate	2012-2016 Tract Median Family Income	2012-2016 State Median Family Income	2012-2016 Core Based Statistical Area (CBSA) Median Family Income	Metro/Non-Metro
Arizona	04013422632						
Arizona	04013422633						
Arizona	04013422634						
Arizona	04013422635						
Arizona	04013422636						
Arizona	04013422637						
Arizona	04013422638						
Arizona	04013422639						
Arizona	04013422640						
Arizona	04013422641						
Arizona	04013422642						
Arizona	04013422643						
Arizona	04013422644						
Arizona	04013422646						
Arizona	04013522800						
Arizona	04013522901						
Arizona	04013522903						
Arizona	04013522904						
Arizona	04013523002						
Arizona	04013523003						
Arizona	04013523005						
Arizona	04013523006						
Arizona	04013523102						
Arizona	04013523103						
Arizona	04013523104						
Arizona	04013610000						
Arizona	04013610100						
Arizona	04013610200						
Arizona	04013610300						
Arizona	04013610400						
Arizona	04013610500						
Arizona	04013610600						
Arizona	04013610700						
Arizona	04013610800						
Arizona	04013610900						
Arizona	04013611000						
Arizona	04013611100						
Arizona	04013611200						
Arizona	04013611300						
Arizona	04013611400						
Arizona	04013611500						
Arizona	04013611600						
Arizona	04013611700						
Arizona	04013611800						
Arizona	04013611900						
Arizona	04013612000						
Arizona	04013612200						
Arizona	04013612300						

AMERICAN OVERSIGHT

State	2012-2016 ACS LIC Tract	Enter "YES" Below to Nominate LIC	2012-2016 Tract Poverty Rate	2012-2016 Tract Median Family Income	2012-2016 State Median Family Income	2012-2016 Core Based Statistical Area (CBSA) Median Family Income	Metro/Non-Metro
Arizona	04013612400						
Arizona	04013612500						
Arizona	04013612600						
Arizona	04013612700						
Arizona	04013612800						
Arizona	04013612900						
Arizona	04013613000						
Arizona	04013613100						
Arizona	04013613200						
Arizona	04013613300						
Arizona	04013613400						
Arizona	04013613500						
Arizona	04013613600						
Arizona	04013613700						
Arizona	04013613800						
Arizona	04013613900						
Arizona	04013614000						
Arizona	04013614100						
Arizona	04013614200						
Arizona	04013614300						
Arizona	04013614400						
Arizona	04013614500						
Arizona	04013614600						
Arizona	04013614700						
Arizona	04013614800						
Arizona	04013614900						
Arizona	04013615000						
Arizona	04013615100						
Arizona	04013615200						
Arizona	04013615300						
Arizona	04013615400						
Arizona	04013615500						
Arizona	04013615600						
Arizona	04013615700						
Arizona	04013615800						
Arizona	04013615900						
Arizona	04013616000						
Arizona	04013616100						
Arizona	04013616200						
Arizona	04013616300						
Arizona	04013616400						
Arizona	04013616500						
Arizona	04013616600						
Arizona	04013616700						
Arizona	04013616800						
Arizona	04013616900						
Arizona	04013617000						
Arizona	04013617100						

AMERICAN OVERSIGHT

State	2012-2016 ACS LIC Tract	Enter "YES" Below to Nominate LIC	2012-2016 Tract Poverty Rate	2012-2016 Tract Median Family Income	2012-2016 State Median Family Income	2012-2016 Core Based Statistical Area (CBSA) Median Family Income	Metro/Non-Metro
Arizona	04013617200						
Arizona	04013617300						
Arizona	04013617400						
Arizona	04013617500						
Arizona	04013617600						
Arizona	04013617700						
Arizona	04013617800						
Arizona	04013617900						
Arizona	04013618000						
Arizona	04013618100						
Arizona	04013618200						
Arizona	04013618300						
Arizona	04013618400						
Arizona	04013618500						
Arizona	04013618600						
Arizona	04013618700						
Arizona	04013618800						
Arizona	04013618900						
Arizona	04013619000						
Arizona	04013619100						
Arizona	04013619200						
Arizona	04013619300						
Arizona	04013619400						
Arizona	04013619500						
Arizona	04013619600						
Arizona	04013619700						
Arizona	04013619800						
Arizona	04013619900						
Arizona	04013723303						
Arizona	04013723304						
Arizona	04013723305						
Arizona	04013723306						
Arizona	04013723307						
Arizona	04013723308						
Arizona	04013810000						
Arizona	04013810100						
Arizona	04013810200						
Arizona	04013810300						
Arizona	04013810400						
Arizona	04013810500						
Arizona	04013810600						
Arizona	04013810700						
Arizona	04013810800						
Arizona	04013810900						
Arizona	04013811000						
Arizona	04013811100						
Arizona	04013811200						
Arizona	04013811300						

AMERICAN OVERSIGHT

State	2012-2016 ACS LIC Tract	Enter "YES" Below to Nominate LIC	2012-2016 Tract Poverty Rate	2012-2016 Tract Median Family Income	2012-2016 State Median Family Income	2012-2016 Core Based Statistical Area (CBSA) Median Family Income	Metro/Non-Metro
Arizona	04013811400						
Arizona	04013811500						
Arizona	04013811600						
Arizona	04013811700						
Arizona	04013811800						
Arizona	04013811900						
Arizona	04013812000						
Arizona	04013812100						
Arizona	04013812200						
Arizona	04013812300						
Arizona	04013812400						
Arizona	04013812500						
Arizona	04013812600						
Arizona	04013812700						
Arizona	04013812800						
Arizona	04013812900						
Arizona	04013813000						
Arizona	04013813100						
Arizona	04013813200						
Arizona	04013813300						
Arizona	04013813400						
Arizona	04013813500						
Arizona	04013813600						
Arizona	04013813700						
Arizona	04013813800						
Arizona	04013813900						
Arizona	04013814000						
Arizona	04013814100						
Arizona	04013814200						
Arizona	04013814300						
Arizona	04013814400						
Arizona	04013814500						
Arizona	04013814600						
Arizona	04013814700						
Arizona	04013814800						
Arizona	04013814900						
Arizona	04013815000						
Arizona	04013815100						
Arizona	04013815200						
Arizona	04013815300						
Arizona	04013815400						
Arizona	04013815500						
Arizona	04013815600						
Arizona	04013815700						
Arizona	04013815800						
Arizona	04013815900						
Arizona	04013816000						
Arizona	04013816100						

AMERICAN OVERSIGHT

State	2012-2016 ACS LIC Tract	Enter "YES" Below to Nominate LIC	2012-2016 Tract Poverty Rate	2012-2016 Tract Median Family Income	2012-2016 State Median Family Income	2012-2016 Core Based Statistical Area (CBSA) Median Family Income	Metro/Non-Metro
Arizona	04013816200						
Arizona	04013816300						
Arizona	04013816400						
Arizona	04013816500						
Arizona	04013816600						
Arizona	04013816700						
Arizona	04013816800						
Arizona	04013816900						
Arizona	04013817000						
Arizona	04013817100						
Arizona	04013817200						
Arizona	04013817300						
Arizona	04013817400						
Arizona	04013817500						
Arizona	04013817600						
Arizona	04013940700						
Arizona	04013941000						
Arizona	04013941100						
Arizona	04013941200						
Arizona	04013941300						
Arizona	04013980100						
Arizona	04013980400						
Arizona	04013980500						
Arizona	04013980600						
Arizona	04013980700						
Arizona	04015940400						
Arizona	04015940501						
Arizona	04015950100						
Arizona	04015950401						
Arizona	04015950402						
Arizona	04015950500						
Arizona	04015950600						
Arizona	04015950703						
Arizona	04015950704						
Arizona	04015950705						
Arizona	04015950706						
Arizona	04015951401						
Arizona	04015951402						
Arizona	04015951501						
Arizona	04015951502						
Arizona	04015951601						
Arizona	04015951602						
Arizona	04015951700						
Arizona	04015951800						
Arizona	04015951900						
Arizona	04015952001						
Arizona	04015952002						
Arizona	04015952003						

AMERICAN OVERSIGHT

State	2012-2016 ACS LIC Tract	Enter "YES" Below to Nominate LIC	2012-2016 Tract Poverty Rate	2012-2016 Tract Median Family Income	2012-2016 State Median Family Income	2012-2016 Core Based Statistical Area (CBSA) Median Family Income	Metro/Non-Metro
Arizona	04015952004						
Arizona	04015952400						
Arizona	04015952500						
Arizona	04015952600						
Arizona	04015952700						
Arizona	04015952800						
Arizona	04015952900						
Arizona	04015953000						
Arizona	04015953100						
Arizona	04015953200						
Arizona	04015953300						
Arizona	04015953401						
Arizona	04015953402						
Arizona	04015953601						
Arizona	04015953602						
Arizona	04015953800						
Arizona	04015953900						
Arizona	04015954800						
Arizona	04015954900						
Arizona	04015955000						
Arizona	04017940008						
Arizona	04017940010						
Arizona	04017940011						
Arizona	04017940012						
Arizona	04017940013						
Arizona	04017940014						
Arizona	04017940015						
Arizona	04017940100						
Arizona	04017940301						
Arizona	04017940302						
Arizona	04017942300						
Arizona	04017942400						
Arizona	04017942500						
Arizona	04017960100						
Arizona	04017960200						
Arizona	04017960400						
Arizona	04017960500						
Arizona	04017960600						
Arizona	04017961300						
Arizona	04017961700						
Arizona	04017962500						
Arizona	04017963300						
Arizona	04017963400						
Arizona	04017963700						
Arizona	04017963800						
Arizona	04017964201						
Arizona	04017964202						
Arizona	04017964800						

AMERICAN OVERSIGHT

State	2012-2016 ACS LIC Tract	Enter "YES" Below to Nominate LIC	2012-2016 Tract Poverty Rate	2012-2016 Tract Median Family Income	2012-2016 State Median Family Income	2012-2016 Core Based Statistical Area (CBSA) Median Family Income	Metro/Non-Metro
Arizona	04017964900						
Arizona	04017965200						
Arizona	04017965300						
Arizona	04019000100						
Arizona	04019000200						
Arizona	04019000300						
Arizona	04019000400						
Arizona	04019000500						
Arizona	04019000600						
Arizona	04019000700						
Arizona	04019000800						
Arizona	04019000900						
Arizona	04019001000						
Arizona	04019001100						
Arizona	04019001200						
Arizona	04019001302						
Arizona	04019001303						
Arizona	04019001304						
Arizona	04019001400						
Arizona	04019001500						
Arizona	04019001600						
Arizona	04019001700						
Arizona	04019001801						
Arizona	04019001802						
Arizona	04019001900						
Arizona	04019002000						
Arizona	04019002100						
Arizona	04019002201						
Arizona	04019002202						
Arizona	04019002300						
Arizona	04019002400						
Arizona	04019002501						
Arizona	04019002503						
Arizona	04019002504						
Arizona	04019002505						
Arizona	04019002506						
Arizona	04019002602						
Arizona	04019002603						
Arizona	04019002604						
Arizona	04019002701						
Arizona	04019002702						
Arizona	04019002703						
Arizona	04019002801						
Arizona	04019002802						
Arizona	04019002803						
Arizona	04019002901						
Arizona	04019002903						
Arizona	04019002904						

AMERICAN OVERSIGHT

State	2012-2016 ACS LIC Tract	Enter "YES" Below to Nominate LIC	2012-2016 Tract Poverty Rate	2012-2016 Tract Median Family Income	2012-2016 State Median Family Income	2012-2016 Core Based Statistical Area (CBSA) Median Family Income	Metro/Non-Metro
Arizona	04019002905						
Arizona	04019003002						
Arizona	04019003003						
Arizona	04019003004						
Arizona	04019003101						
Arizona	04019003102						
Arizona	04019003200						
Arizona	04019003302						
Arizona	04019003303						
Arizona	04019003304						
Arizona	04019003400						
Arizona	04019003501						
Arizona	04019003502						
Arizona	04019003503						
Arizona	04019003504						
Arizona	04019003600						
Arizona	04019003702						
Arizona	04019003704						
Arizona	04019003705						
Arizona	04019003706						
Arizona	04019003707						
Arizona	04019003801						
Arizona	04019003802						
Arizona	04019003901						
Arizona	04019003902						
Arizona	04019003903						
Arizona	04019004008						
Arizona	04019004010						
Arizona	04019004011						
Arizona	04019004022						
Arizona	04019004025						
Arizona	04019004026						
Arizona	04019004029						
Arizona	04019004030						
Arizona	04019004031						
Arizona	04019004032						
Arizona	04019004033						
Arizona	04019004034						
Arizona	04019004035						
Arizona	04019004036						
Arizona	04019004037						
Arizona	04019004038						
Arizona	04019004039						
Arizona	04019004042						
Arizona	04019004043						
Arizona	04019004044						
Arizona	04019004046						
Arizona	04019004047						

AMERICAN OVERSIGHT

State	2012-2016 ACS LIC Tract	Enter "YES" Below to Nominate LIC	2012-2016 Tract Poverty Rate	2012-2016 Tract Median Family Income	2012-2016 State Median Family Income	2012-2016 Core Based Statistical Area (CBSA) Median Family Income	Metro/Non-Metro
Arizona	04019004048						
Arizona	04019004049						
Arizona	04019004050						
Arizona	04019004051						
Arizona	04019004052						
Arizona	04019004053						
Arizona	04019004054						
Arizona	04019004055						
Arizona	04019004056						
Arizona	04019004057						
Arizona	04019004058						
Arizona	04019004061						
Arizona	04019004062						
Arizona	04019004063						
Arizona	04019004064						
Arizona	04019004065						
Arizona	04019004066						
Arizona	04019004067						
Arizona	04019004068						
Arizona	04019004069						
Arizona	04019004070						
Arizona	04019004071						
Arizona	04019004072						
Arizona	04019004073						
Arizona	04019004074						
Arizona	04019004107						
Arizona	04019004109						
Arizona	04019004110						
Arizona	04019004112						
Arizona	04019004113						
Arizona	04019004114						
Arizona	04019004115						
Arizona	04019004116						
Arizona	04019004117						
Arizona	04019004119						
Arizona	04019004120						
Arizona	04019004122						
Arizona	04019004307						
Arizona	04019004310						
Arizona	04019004311						
Arizona	04019004312						
Arizona	04019004313						
Arizona	04019004316						
Arizona	04019004317						
Arizona	04019004320						
Arizona	04019004321						
Arizona	04019004322						
Arizona	04019004323						

AMERICAN OVERSIGHT

State	2012-2016 ACS LIC Tract	Enter "YES" Below to Nominate LIC	2012-2016 Tract Poverty Rate	2012-2016 Tract Median Family Income	2012-2016 State Median Family Income	2012-2016 Core Based Statistical Area (CBSA) Median Family Income	Metro/Non-Metro
Arizona	04019004324						
Arizona	04019004325						
Arizona	04019004326						
Arizona	04019004327						
Arizona	04019004328						
Arizona	04019004329						
Arizona	04019004330						
Arizona	04019004331						
Arizona	04019004332						
Arizona	04019004333						
Arizona	04019004334						
Arizona	04019004404						
Arizona	04019004407						
Arizona	04019004411						
Arizona	04019004412						
Arizona	04019004413						
Arizona	04019004414						
Arizona	04019004415						
Arizona	04019004418						
Arizona	04019004419						
Arizona	04019004421						
Arizona	04019004422						
Arizona	04019004423						
Arizona	04019004424						
Arizona	04019004425						
Arizona	04019004426						
Arizona	04019004427						
Arizona	04019004428						
Arizona	04019004429						
Arizona	04019004430						
Arizona	04019004431						
Arizona	04019004504						
Arizona	04019004505						
Arizona	04019004506						
Arizona	04019004508						
Arizona	04019004510						
Arizona	04019004511						
Arizona	04019004512						
Arizona	04019004513						
Arizona	04019004610						
Arizona	04019004613						
Arizona	04019004614						
Arizona	04019004615						
Arizona	04019004616						
Arizona	04019004617						
Arizona	04019004618						
Arizona	04019004619						
Arizona	04019004620						

AMERICAN OVERSIGHT

State	2012-2016 ACS LIC Tract	Enter "YES" Below to Nominate LIC	2012-2016 Tract Poverty Rate	2012-2016 Tract Median Family Income	2012-2016 State Median Family Income	2012-2016 Core Based Statistical Area (CBSA) Median Family Income	Metro/Non-Metro
Arizona	04019004621						
Arizona	04019004622						
Arizona	04019004623						
Arizona	04019004624						
Arizona	04019004625						
Arizona	04019004626						
Arizona	04019004627						
Arizona	04019004628						
Arizona	04019004630						
Arizona	04019004631						
Arizona	04019004632						
Arizona	04019004633						
Arizona	04019004634						
Arizona	04019004635						
Arizona	04019004636						
Arizona	04019004638						
Arizona	04019004639						
Arizona	04019004640						
Arizona	04019004641						
Arizona	04019004642						
Arizona	04019004643						
Arizona	04019004644						
Arizona	04019004645						
Arizona	04019004646						
Arizona	04019004647						
Arizona	04019004710						
Arizona	04019004711						
Arizona	04019004712						
Arizona	04019004713						
Arizona	04019004714						
Arizona	04019004715						
Arizona	04019004716						
Arizona	04019004717						
Arizona	04019004718						
Arizona	04019004719						
Arizona	04019004720						
Arizona	04019004721						
Arizona	04019004722						
Arizona	04019004723						
Arizona	04019004724						
Arizona	04019004725						
Arizona	04019004726						
Arizona	04019410501						
Arizona	04019410502						
Arizona	04019410503						
Arizona	04019470400						
Arizona	04019470500						
Arizona	04019940600						

AMERICAN OVERSIGHT

State	2012-2016 ACS LIC Tract	Enter "YES" Below to Nominate LIC	2012-2016 Tract Poverty Rate	2012-2016 Tract Median Family Income	2012-2016 State Median Family Income	2012-2016 Core Based Statistical Area (CBSA) Median Family Income	Metro/Non-Metro
Arizona	04019940700						
Arizona	04019940800						
Arizona	04019940900						
Arizona	04019941000						
Arizona	04021000201						
Arizona	04021000204						
Arizona	04021000205						
Arizona	04021000206						
Arizona	04021000207						
Arizona	04021000208						
Arizona	04021000209						
Arizona	04021000210						
Arizona	04021000211						
Arizona	04021000212						
Arizona	04021000213						
Arizona	04021000214						
Arizona	04021000215						
Arizona	04021000307						
Arizona	04021000308						
Arizona	04021000309						
Arizona	04021000310						
Arizona	04021000311						
Arizona	04021000312						
Arizona	04021000313						
Arizona	04021000314						
Arizona	04021000315						
Arizona	04021000316						
Arizona	04021000317						
Arizona	04021000318						
Arizona	04021000319						
Arizona	04021000400						
Arizona	04021000603						
Arizona	04021000604						
Arizona	04021000700						
Arizona	04021000801						
Arizona	04021000802						
Arizona	04021000803						
Arizona	04021000901						
Arizona	04021000902						
Arizona	04021001000						
Arizona	04021001100						
Arizona	04021001200						
Arizona	04021001301						
Arizona	04021001303						
Arizona	04021001304						
Arizona	04021001305						
Arizona	04021001306						
Arizona	04021001403						

AMERICAN OVERSIGHT

State	2012-2016 ACS LIC Tract	Enter "YES" Below to Nominate LIC	2012-2016 Tract Poverty Rate	2012-2016 Tract Median Family Income	2012-2016 State Median Family Income	2012-2016 Core Based Statistical Area (CBSA) Median Family Income	Metro/Non-Metro
Arizona	04021001404						
Arizona	04021001405						
Arizona	04021001406						
Arizona	04021001407						
Arizona	04021001408						
Arizona	04021001500						
Arizona	04021001600						
Arizona	04021001701						
Arizona	04021001702						
Arizona	04021001703						
Arizona	04021001704						
Arizona	04021001705						
Arizona	04021001706						
Arizona	04021001707						
Arizona	04021001708						
Arizona	04021001709						
Arizona	04021001710						
Arizona	04021001711						
Arizona	04021001900						
Arizona	04021002001						
Arizona	04021002002						
Arizona	04021002003						
Arizona	04021002101						
Arizona	04021002102						
Arizona	04021002103						
Arizona	04021002200						
Arizona	04021002300						
Arizona	04021002400						
Arizona	04021941200						
Arizona	04021941300						
Arizona	04021941400						
Arizona	04023966000						
Arizona	04023966101						
Arizona	04023966103						
Arizona	04023966104						
Arizona	04023966105						
Arizona	04023966200						
Arizona	04023966301						
Arizona	04023966302						
Arizona	04023966401						
Arizona	04023966402						
Arizona	04025000202						
Arizona	04025000203						
Arizona	04025000204						
Arizona	04025000300						
Arizona	04025000401						
Arizona	04025000402						
Arizona	04025000500						

AMERICAN OVERSIGHT

State	2012-2016 ACS LIC Tract	Enter "YES" Below to Nominate LIC	2012-2016 Tract Poverty Rate	2012-2016 Tract Median Family Income	2012-2016 State Median Family Income	2012-2016 Core Based Statistical Area (CBSA) Median Family Income	Metro/Non-Metro
Arizona	04025000604						
Arizona	04025000605						
Arizona	04025000606						
Arizona	04025000607						
Arizona	04025000608						
Arizona	04025000609						
Arizona	04025000610						
Arizona	04025000700						
Arizona	04025000801						
Arizona	04025000802						
Arizona	04025000900						
Arizona	04025001001						
Arizona	04025001002						
Arizona	04025001101						
Arizona	04025001102						
Arizona	04025001200						
Arizona	04025001300						
Arizona	04025001401						
Arizona	04025001402						
Arizona	04025001403						
Arizona	04025001500						
Arizona	04025001601						
Arizona	04025001602						
Arizona	04025001603						
Arizona	04025001701						
Arizona	04025001702						
Arizona	04025001703						
Arizona	04025001801						
Arizona	04025001802						
Arizona	04025001900						
Arizona	04025002001						
Arizona	04025002002						
Arizona	04025002003						
Arizona	04025002004						
Arizona	04025002100						
Arizona	04027000100						
Arizona	04027000200						
Arizona	04027000301						
Arizona	04027000302						
Arizona	04027000402						
Arizona	04027000403						
Arizona	04027000404						
Arizona	04027000501						
Arizona	04027000502						
Arizona	04027000600						
Arizona	04027000700						
Arizona	04027000800						
Arizona	04027000901						

AMERICAN OVERSIGHT

State	2012-2016 ACS LIC Tract	Enter "YES" Below to Nominate LIC	2012-2016 Tract Poverty Rate	2012-2016 Tract Median Family Income	2012-2016 State Median Family Income	2012-2016 Core Based Statistical Area (CBSA) Median Family Income	Metro/Non-Metro
Arizona	04027000902						
Arizona	04027000903						
Arizona	04027000905						
Arizona	04027000907						
Arizona	04027000908						
Arizona	04027001001						
Arizona	04027001003						
Arizona	04027001004						
Arizona	04027001100						
Arizona	04027001200						
Arizona	04027010905						
Arizona	04027010907						
Arizona	04027010910						
Arizona	04027010911						
Arizona	04027010913						
Arizona	04027010914						
Arizona	04027011000						
Arizona	04027011104						
Arizona	04027011106						
Arizona	04027011107						
Arizona	04027011108						
Arizona	04027011110						
Arizona	04027011111						
Arizona	04027011112						
Arizona	04027011114						
Arizona	04027011115						
Arizona	04027011201						
Arizona	04027011202						
Arizona	04027011403						
Arizona	04027011405						
Arizona	04027011406						
Arizona	04027011501						
Arizona	04027011503						
Arizona	04027011504						
Arizona	04027011600						
Arizona	04027011700						
Arizona	04027011800						
Arizona	04027012100						
Arizona	04027980003						
Arizona	04027980004						
Arizona	04027980005						
Arizona	04027980006						
Arkansas	05001480100						
Arkansas	05001480200						
Arkansas	05001480300						
Arkansas	05001480400						
Arkansas	05001480500						
Arkansas	05001480600						

AMERICAN OVERSIGHT

State	2012-2016 ACS LIC Tract	Enter "YES" Below to Nominate LIC	2012-2016 Tract Poverty Rate	2012-2016 Tract Median Family Income	2012-2016 State Median Family Income	2012-2016 Core Based Statistical Area (CBSA) Median Family Income	Metro/Non-Metro
Arkansas	05001480700						
Arkansas	05001480800						
Arkansas	05003960100						
Arkansas	05003960200						
Arkansas	05003960300						
Arkansas	05003960400						
Arkansas	05003960500						
Arkansas	05003960600						
Arkansas	05003960700						
Arkansas	05005950100						
Arkansas	05005950200						
Arkansas	05005950300						
Arkansas	05005950400						
Arkansas	05005950500						
Arkansas	05005950600						
Arkansas	05005950700						
Arkansas	05005950800						
Arkansas	05005950900						
Arkansas	05007020101						
Arkansas	05007020102						
Arkansas	05007020201						
Arkansas	05007020203						
Arkansas	05007020205						
Arkansas	05007020206						
Arkansas	05007020301						
Arkansas	05007020302						
Arkansas	05007020304						
Arkansas	05007020305						
Arkansas	05007020401						
Arkansas	05007020402						
Arkansas	05007020404						
Arkansas	05007020405						
Arkansas	05007020501						
Arkansas	05007020503						
Arkansas	05007020504						
Arkansas	05007020603						
Arkansas	05007020604						
Arkansas	05007020605						
Arkansas	05007020606						
Arkansas	05007020701						
Arkansas	05007020703						
Arkansas	05007020704						
Arkansas	05007020801						
Arkansas	05007020803						
Arkansas	05007020805						
Arkansas	05007020806						
Arkansas	05007020901						
Arkansas	05007020902						

AMERICAN OVERSIGHT

State	2012-2016 ACS LIC Tract	Enter "YES" Below to Nominate LIC	2012-2016 Tract Poverty Rate	2012-2016 Tract Median Family Income	2012-2016 State Median Family Income	2012-2016 Core Based Statistical Area (CBSA) Median Family Income	Metro/Non-Metro
Arkansas	05007021001						
Arkansas	05007021002						
Arkansas	05007021101						
Arkansas	05007021102						
Arkansas	05007021201						
Arkansas	05007021202						
Arkansas	05007021301						
Arkansas	05007021304						
Arkansas	05007021305						
Arkansas	05007021306						
Arkansas	05007021308						
Arkansas	05007021310						
Arkansas	05007021311						
Arkansas	05007021404						
Arkansas	05007021405						
Arkansas	05007021406						
Arkansas	05007021407						
Arkansas	05007021408						
Arkansas	05007021409						
Arkansas	05009790100						
Arkansas	05009790200						
Arkansas	05009790300						
Arkansas	05009790400						
Arkansas	05009790501						
Arkansas	05009790502						
Arkansas	05009790600						
Arkansas	05011950100						
Arkansas	05011950200						
Arkansas	05011950300						
Arkansas	05011950400						
Arkansas	05011950500						
Arkansas	05013480100						
Arkansas	05013480200						
Arkansas	05015950100						
Arkansas	05015950200						
Arkansas	05015950300						
Arkansas	05015950400						
Arkansas	05015950500						
Arkansas	05017080100						
Arkansas	05017080200						
Arkansas	05017080300						
Arkansas	05017080400						
Arkansas	05019953601						
Arkansas	05019953602						
Arkansas	05019953700						
Arkansas	05019953800						
Arkansas	05019953900						
Arkansas	05021950100						

AMERICAN OVERSIGHT

State	2012-2016 ACS LIC Tract	Enter "YES" Below to Nominate LIC	2012-2016 Tract Poverty Rate	2012-2016 Tract Median Family Income	2012-2016 State Median Family Income	2012-2016 Core Based Statistical Area (CBSA) Median Family Income	Metro/Non-Metro
Arkansas	05021950200						
Arkansas	05021950300						
Arkansas	05021950400						
Arkansas	05021950500						
Arkansas	05021950600						
Arkansas	05023480100						
Arkansas	05023480201						
Arkansas	05023480202						
Arkansas	05023480300						
Arkansas	05023480400						
Arkansas	05023480501						
Arkansas	05023480502						
Arkansas	05025970100						
Arkansas	05025970200						
Arkansas	05027950100						
Arkansas	05027950200						
Arkansas	05027950300						
Arkansas	05027950400						
Arkansas	05027950500						
Arkansas	05029950100						
Arkansas	05029950200						
Arkansas	05029950300						
Arkansas	05029950400						
Arkansas	05029950500						
Arkansas	05029950600						
Arkansas	05031000101						
Arkansas	05031000102						
Arkansas	05031000200						
Arkansas	05031000300						
Arkansas	05031000401						
Arkansas	05031000402						
Arkansas	05031000501						
Arkansas	05031000502						
Arkansas	05031000601						
Arkansas	05031000602						
Arkansas	05031000700						
Arkansas	05031000801						
Arkansas	05031000802						
Arkansas	05031000900						
Arkansas	05031001000						
Arkansas	05031001100						
Arkansas	05031001200						
Arkansas	05033020100						
Arkansas	05033020201						
Arkansas	05033020203						
Arkansas	05033020204						
Arkansas	05033020301						
Arkansas	05033020302						

AMERICAN OVERSIGHT

State	2012-2016 ACS LIC Tract	Enter "YES" Below to Nominate LIC	2012-2016 Tract Poverty Rate	2012-2016 Tract Median Family Income	2012-2016 State Median Family Income	2012-2016 Core Based Statistical Area (CBSA) Median Family Income	Metro/Non-Metro
Arkansas	05033020401						
Arkansas	05033020402						
Arkansas	05033020501						
Arkansas	05033020502						
Arkansas	05033020600						
Arkansas	05035030101						
Arkansas	05035030102						
Arkansas	05035030201						
Arkansas	05035030202						
Arkansas	05035030301						
Arkansas	05035030302						
Arkansas	05035030501						
Arkansas	05035030502						
Arkansas	05035030600						
Arkansas	05035030701						
Arkansas	05035030702						
Arkansas	05035030703						
Arkansas	05035030803						
Arkansas	05035030804						
Arkansas	05035030805						
Arkansas	05035030806						
Arkansas	05035030807						
Arkansas	05035031000						
Arkansas	05035031100						
Arkansas	05035031200						
Arkansas	05037950100						
Arkansas	05037950200						
Arkansas	05037950300						
Arkansas	05037950400						
Arkansas	05037950500						
Arkansas	05037950600						
Arkansas	05039970100						
Arkansas	05039970200						
Arkansas	05039970300						
Arkansas	05041950100						
Arkansas	05041950200						
Arkansas	05041950300						
Arkansas	05041950400						
Arkansas	05041950500						
Arkansas	05043490100						
Arkansas	05043490200						
Arkansas	05043490300						
Arkansas	05043490400						
Arkansas	05043490500						
Arkansas	05045030101						
Arkansas	05045030102						
Arkansas	05045030103						
Arkansas	05045030104						

AMERICAN OVERSIGHT

State	2012-2016 ACS LIC Tract	Enter "YES" Below to Nominate LIC	2012-2016 Tract Poverty Rate	2012-2016 Tract Median Family Income	2012-2016 State Median Family Income	2012-2016 Core Based Statistical Area (CBSA) Median Family Income	Metro/Non-Metro
Arkansas	05045030200						
Arkansas	05045030301						
Arkansas	05045030302						
Arkansas	05045030303						
Arkansas	05045030401						
Arkansas	05045030402						
Arkansas	05045030403						
Arkansas	05045030404						
Arkansas	05045030501						
Arkansas	05045030502						
Arkansas	05045030600						
Arkansas	05045030701						
Arkansas	05045030702						
Arkansas	05045030800						
Arkansas	05045030900						
Arkansas	05045031001						
Arkansas	05045031003						
Arkansas	05045031005						
Arkansas	05045031006						
Arkansas	05045031101						
Arkansas	05045031102						
Arkansas	05047950100						
Arkansas	05047950200						
Arkansas	05047950300						
Arkansas	05049550100						
Arkansas	05049550200						
Arkansas	05051010300						
Arkansas	05051010400						
Arkansas	05051010500						
Arkansas	05051010600						
Arkansas	05051010700						
Arkansas	05051010800						
Arkansas	05051010900						
Arkansas	05051011000						
Arkansas	05051011100						
Arkansas	05051011200						
Arkansas	05051011300						
Arkansas	05051011400						
Arkansas	05051011500						
Arkansas	05051011601						
Arkansas	05051011602						
Arkansas	05051011700						
Arkansas	05051011800						
Arkansas	05051011900						
Arkansas	05051012001						
Arkansas	05051012002						
Arkansas	05053470100						
Arkansas	05053470200						

AMERICAN OVERSIGHT

State	2012-2016 ACS LIC Tract	Enter "YES" Below to Nominate LIC	2012-2016 Tract Poverty Rate	2012-2016 Tract Median Family Income	2012-2016 State Median Family Income	2012-2016 Core Based Statistical Area (CBSA) Median Family Income	Metro/Non-Metro
Arkansas	05053470300						
Arkansas	05053470400						
Arkansas	05055480100						
Arkansas	05055480200						
Arkansas	05055480300						
Arkansas	05055480400						
Arkansas	05055480500						
Arkansas	05055480600						
Arkansas	05055480700						
Arkansas	05055480801						
Arkansas	05055480802						
Arkansas	05057480100						
Arkansas	05057480200						
Arkansas	05057480300						
Arkansas	05057480400						
Arkansas	05057480500						
Arkansas	05059020100						
Arkansas	05059020200						
Arkansas	05059020300						
Arkansas	05059020400						
Arkansas	05059020500						
Arkansas	05059020600						
Arkansas	05059020700						
Arkansas	05061950100						
Arkansas	05061950200						
Arkansas	05061950300						
Arkansas	05063490100						
Arkansas	05063490200						
Arkansas	05063490300						
Arkansas	05063490400						
Arkansas	05063490500						
Arkansas	05063490600						
Arkansas	05063490700						
Arkansas	05063490800						
Arkansas	05065960100						
Arkansas	05065960200						
Arkansas	05065960300						
Arkansas	05065960400						
Arkansas	05067480100						
Arkansas	05067480200						
Arkansas	05067480300						
Arkansas	05067480400						
Arkansas	05067480500						
Arkansas	05069000102						
Arkansas	05069000301						
Arkansas	05069000302						
Arkansas	05069000303						
Arkansas	05069000502						

AMERICAN OVERSIGHT

State	2012-2016 ACS LIC Tract	Enter "YES" Below to Nominate LIC	2012-2016 Tract Poverty Rate	2012-2016 Tract Median Family Income	2012-2016 State Median Family Income	2012-2016 Core Based Statistical Area (CBSA) Median Family Income	Metro/Non-Metro
Arkansas	05069000900						
Arkansas	05069001000						
Arkansas	05069001200						
Arkansas	05069001300						
Arkansas	05069001401						
Arkansas	05069001402						
Arkansas	05069001501						
Arkansas	05069001502						
Arkansas	05069001600						
Arkansas	05069001700						
Arkansas	05069001800						
Arkansas	05069001901						
Arkansas	05069001903						
Arkansas	05069002000						
Arkansas	05069002103						
Arkansas	05069002104						
Arkansas	05069002300						
Arkansas	05069002400						
Arkansas	05069002500						
Arkansas	05071951700						
Arkansas	05071951800						
Arkansas	05071951900						
Arkansas	05071952000						
Arkansas	05071952100						
Arkansas	05071952200						
Arkansas	05073470100						
Arkansas	05073470200						
Arkansas	05075470100						
Arkansas	05075470200						
Arkansas	05075470300						
Arkansas	05075470400						
Arkansas	05075470501						
Arkansas	05075470502						
Arkansas	05077470100						
Arkansas	05077470200						
Arkansas	05077470300						
Arkansas	05077470400						
Arkansas	05079960300						
Arkansas	05079960400						
Arkansas	05079960500						
Arkansas	05079960600						
Arkansas	05081030101						
Arkansas	05081030102						
Arkansas	05081030200						
Arkansas	05081030300						
Arkansas	05083950100						
Arkansas	05083950200						
Arkansas	05083950300						

AMERICAN OVERSIGHT

State	2012-2016 ACS LIC Tract	Enter "YES" Below to Nominate LIC	2012-2016 Tract Poverty Rate	2012-2016 Tract Median Family Income	2012-2016 State Median Family Income	2012-2016 Core Based Statistical Area (CBSA) Median Family Income	Metro/Non-Metro
Arkansas	05083950400						
Arkansas	05083950500						
Arkansas	05083950600						
Arkansas	05085020101						
Arkansas	05085020102						
Arkansas	05085020103						
Arkansas	05085020104						
Arkansas	05085020201						
Arkansas	05085020202						
Arkansas	05085020204						
Arkansas	05085020205						
Arkansas	05085020206						
Arkansas	05085020301						
Arkansas	05085020302						
Arkansas	05085020400						
Arkansas	05085020500						
Arkansas	05085020600						
Arkansas	05085020700						
Arkansas	05085020800						
Arkansas	05087960100						
Arkansas	05087960200						
Arkansas	05087960300						
Arkansas	05087960400						
Arkansas	05089960100						
Arkansas	05089960201						
Arkansas	05089960202						
Arkansas	05089960300						
Arkansas	05091020100						
Arkansas	05091020200						
Arkansas	05091020400						
Arkansas	05091020500						
Arkansas	05091020600						
Arkansas	05091020701						
Arkansas	05091020702						
Arkansas	05091020801						
Arkansas	05091020802						
Arkansas	05091020900						
Arkansas	05091021000						
Arkansas	05091980000						
Arkansas	05093010100						
Arkansas	05093010200						
Arkansas	05093010300						
Arkansas	05093010600						
Arkansas	05093010700						
Arkansas	05093010800						
Arkansas	05093010900						
Arkansas	05093011000						
Arkansas	05093011100						

AMERICAN OVERSIGHT

State	2012-2016 ACS LIC Tract	Enter "YES" Below to Nominate LIC	2012-2016 Tract Poverty Rate	2012-2016 Tract Median Family Income	2012-2016 State Median Family Income	2012-2016 Core Based Statistical Area (CBSA) Median Family Income	Metro/Non-Metro
Arkansas	05093011200						
Arkansas	05093011300						
Arkansas	05093011400						
Arkansas	05095950100						
Arkansas	05095950200						
Arkansas	05095950300						
Arkansas	05097953000						
Arkansas	05097953100						
Arkansas	05097953200						
Arkansas	05099090100						
Arkansas	05099090200						
Arkansas	05099090300						
Arkansas	05101180100						
Arkansas	05101180200						
Arkansas	05103950100						
Arkansas	05103950200						
Arkansas	05103950300						
Arkansas	05103950400						
Arkansas	05103950500						
Arkansas	05103950600						
Arkansas	05105952700						
Arkansas	05105952800						
Arkansas	05105952900						
Arkansas	05107480100						
Arkansas	05107480200						
Arkansas	05107480300						
Arkansas	05107480400						
Arkansas	05107480500						
Arkansas	05107480600						
Arkansas	05109953300						
Arkansas	05109953400						
Arkansas	05109953500						
Arkansas	05111490100						
Arkansas	05111490200						
Arkansas	05111490300						
Arkansas	05111490400						
Arkansas	05111490500						
Arkansas	05111490600						
Arkansas	05111490700						
Arkansas	05113950100						
Arkansas	05113950200						
Arkansas	05113950300						
Arkansas	05113950400						
Arkansas	05113950500						
Arkansas	05113950600						
Arkansas	05115950700						
Arkansas	05115950800						
Arkansas	05115950900						

AMERICAN OVERSIGHT

State	2012-2016 ACS LIC Tract	Enter "YES" Below to Nominate LIC	2012-2016 Tract Poverty Rate	2012-2016 Tract Median Family Income	2012-2016 State Median Family Income	2012-2016 Core Based Statistical Area (CBSA) Median Family Income	Metro/Non-Metro
Arkansas	05115951000						
Arkansas	05115951100						
Arkansas	05115951200						
Arkansas	05115951300						
Arkansas	05115951400						
Arkansas	05115951501						
Arkansas	05115951502						
Arkansas	05115951600						
Arkansas	05117460100						
Arkansas	05117460200						
Arkansas	05117460300						
Arkansas	05119000200						
Arkansas	05119000500						
Arkansas	05119001100						
Arkansas	05119001200						
Arkansas	05119001300						
Arkansas	05119001501						
Arkansas	05119001502						
Arkansas	05119001600						
Arkansas	05119001800						
Arkansas	05119001900						
Arkansas	05119002001						
Arkansas	05119002002						
Arkansas	05119002102						
Arkansas	05119002103						
Arkansas	05119002104						
Arkansas	05119002203						
Arkansas	05119002204						
Arkansas	05119002206						
Arkansas	05119002208						
Arkansas	05119002209						
Arkansas	05119002403						
Arkansas	05119002405						
Arkansas	05119002406						
Arkansas	05119002407						
Arkansas	05119002408						
Arkansas	05119002500						
Arkansas	05119002600						
Arkansas	05119002700						
Arkansas	05119002800						
Arkansas	05119002900						
Arkansas	05119003001						
Arkansas	05119003002						
Arkansas	05119003100						
Arkansas	05119003202						
Arkansas	05119003205						
Arkansas	05119003207						
Arkansas	05119003208						

AMERICAN OVERSIGHT

State	2012-2016 ACS LIC Tract	Enter "YES" Below to Nominate LIC	2012-2016 Tract Poverty Rate	2012-2016 Tract Median Family Income	2012-2016 State Median Family Income	2012-2016 Core Based Statistical Area (CBSA) Median Family Income	Metro/Non-Metro
Arkansas	05119003303						
Arkansas	05119003304						
Arkansas	05119003305						
Arkansas	05119003306						
Arkansas	05119003402						
Arkansas	05119003403						
Arkansas	05119003404						
Arkansas	05119003500						
Arkansas	05119003604						
Arkansas	05119003605						
Arkansas	05119003606						
Arkansas	05119003607						
Arkansas	05119003608						
Arkansas	05119003609						
Arkansas	05119003703						
Arkansas	05119003704						
Arkansas	05119003706						
Arkansas	05119003707						
Arkansas	05119003710						
Arkansas	05119003711						
Arkansas	05119003712						
Arkansas	05119003713						
Arkansas	05119003800						
Arkansas	05119003900						
Arkansas	05119004001						
Arkansas	05119004004						
Arkansas	05119004005						
Arkansas	05119004006						
Arkansas	05119004007						
Arkansas	05119004103						
Arkansas	05119004104						
Arkansas	05119004105						
Arkansas	05119004106						
Arkansas	05119004107						
Arkansas	05119004108						
Arkansas	05119004201						
Arkansas	05119004202						
Arkansas	05119004205						
Arkansas	05119004207						
Arkansas	05119004212						
Arkansas	05119004213						
Arkansas	05119004214						
Arkansas	05119004215						
Arkansas	05119004216						
Arkansas	05119004218						
Arkansas	05119004219						
Arkansas	05119004220						
Arkansas	05119004221						

AMERICAN OVERSIGHT

State	2012-2016 ACS LIC Tract	Enter "YES" Below to Nominate LIC	2012-2016 Tract Poverty Rate	2012-2016 Tract Median Family Income	2012-2016 State Median Family Income	2012-2016 Core Based Statistical Area (CBSA) Median Family Income	Metro/Non-Metro
Arkansas	05119004302						
Arkansas	05119004303						
Arkansas	05119004305						
Arkansas	05119004306						
Arkansas	05119004400						
Arkansas	05119004500						
Arkansas	05119004600						
Arkansas	05119004700						
Arkansas	05119004800						
Arkansas	05119004900						
Arkansas	05121960100						
Arkansas	05121960200						
Arkansas	05121960301						
Arkansas	05121960302						
Arkansas	05123960100						
Arkansas	05123960200						
Arkansas	05123960300						
Arkansas	05123960400						
Arkansas	05123960500						
Arkansas	05123960600						
Arkansas	05125010101						
Arkansas	05125010102						
Arkansas	05125010103						
Arkansas	05125010301						
Arkansas	05125010302						
Arkansas	05125010303						
Arkansas	05125010404						
Arkansas	05125010405						
Arkansas	05125010406						
Arkansas	05125010407						
Arkansas	05125010408						
Arkansas	05125010409						
Arkansas	05125010503						
Arkansas	05125010506						
Arkansas	05125010507						
Arkansas	05125010508						
Arkansas	05125010509						
Arkansas	05125010510						
Arkansas	05125010511						
Arkansas	05125010512						
Arkansas	05125010600						
Arkansas	05127950100						
Arkansas	05127950200						
Arkansas	05127950300						
Arkansas	05129970100						
Arkansas	05129970200						
Arkansas	05129970300						
Arkansas	05131000100						

AMERICAN OVERSIGHT

State	2012-2016 ACS LIC Tract	Enter "YES" Below to Nominate LIC	2012-2016 Tract Poverty Rate	2012-2016 Tract Median Family Income	2012-2016 State Median Family Income	2012-2016 Core Based Statistical Area (CBSA) Median Family Income	Metro/Non-Metro
Arkansas	05131000200						
Arkansas	05131000300						
Arkansas	05131000400						
Arkansas	05131000501						
Arkansas	05131000502						
Arkansas	05131000600						
Arkansas	05131000700						
Arkansas	05131000800						
Arkansas	05131001001						
Arkansas	05131001002						
Arkansas	05131001101						
Arkansas	05131001102						
Arkansas	05131001201						
Arkansas	05131001202						
Arkansas	05131001301						
Arkansas	05131001302						
Arkansas	05131001303						
Arkansas	05131001304						
Arkansas	05131001305						
Arkansas	05131010101						
Arkansas	05131010102						
Arkansas	05131010201						
Arkansas	05131010202						
Arkansas	05131010301						
Arkansas	05131010302						
Arkansas	05133080100						
Arkansas	05133080200						
Arkansas	05133080300						
Arkansas	05133080400						
Arkansas	05135470100						
Arkansas	05135470200						
Arkansas	05135470300						
Arkansas	05135470400						
Arkansas	05137950100						
Arkansas	05137950201						
Arkansas	05137950202						
Arkansas	05139950100						
Arkansas	05139950200						
Arkansas	05139950300						
Arkansas	05139950400						
Arkansas	05139950500						
Arkansas	05139950600						
Arkansas	05139950700						
Arkansas	05139950800						
Arkansas	05139950900						
Arkansas	05139951000						
Arkansas	05141460100						
Arkansas	05141460200						

AMERICAN OVERSIGHT

State	2012-2016 ACS LIC Tract	Enter "YES" Below to Nominate LIC	2012-2016 Tract Poverty Rate	2012-2016 Tract Median Family Income	2012-2016 State Median Family Income	2012-2016 Core Based Statistical Area (CBSA) Median Family Income	Metro/Non-Metro
Arkansas	05141460301						
Arkansas	05141460302						
Arkansas	05141460400						
Arkansas	05143010101						
Arkansas	05143010102						
Arkansas	05143010104						
Arkansas	05143010105						
Arkansas	05143010106						
Arkansas	05143010107						
Arkansas	05143010200						
Arkansas	05143010301						
Arkansas	05143010302						
Arkansas	05143010401						
Arkansas	05143010402						
Arkansas	05143010403						
Arkansas	05143010501						
Arkansas	05143010503						
Arkansas	05143010504						
Arkansas	05143010506						
Arkansas	05143010507						
Arkansas	05143010508						
Arkansas	05143010509						
Arkansas	05143010510						
Arkansas	05143010600						
Arkansas	05143010701						
Arkansas	05143010702						
Arkansas	05143011001						
Arkansas	05143011002						
Arkansas	05143011003						
Arkansas	05143011004						
Arkansas	05143011101						
Arkansas	05143011102						
Arkansas	05143011103						
Arkansas	05143011200						
Arkansas	05143011300						
Arkansas	05145070100						
Arkansas	05145070200						
Arkansas	05145070300						
Arkansas	05145070401						
Arkansas	05145070402						
Arkansas	05145070500						
Arkansas	05145070600						
Arkansas	05145070700						
Arkansas	05145070800						
Arkansas	05145070900						
Arkansas	05145071000						
Arkansas	05145071100						
Arkansas	05145071200						

AMERICAN OVERSIGHT

State	2012-2016 ACS LIC Tract	Enter "YES" Below to Nominate LIC	2012-2016 Tract Poverty Rate	2012-2016 Tract Median Family Income	2012-2016 State Median Family Income	2012-2016 Core Based Statistical Area (CBSA) Median Family Income	Metro/Non-Metro
Arkansas	05147490100						
Arkansas	05147490200						
Arkansas	05149952301						
Arkansas	05149952302						
Arkansas	05149952401						
Arkansas	05149952402						
Arkansas	05149952500						
Arkansas	05149952600						
California	06001400100						
California	06001400200						
California	06001400300						
California	06001400400						
California	06001400500						
California	06001400600						
California	06001400700						
California	06001400800						
California	06001400900						
California	06001401000						
California	06001401100						
California	06001401200						
California	06001401300						
California	06001401400						
California	06001401500						
California	06001401600						
California	06001401700						
California	06001401800						
California	06001402200						
California	06001402400						
California	06001402500						
California	06001402600						
California	06001402700						
California	06001402800						
California	06001402900						
California	06001403000						
California	06001403100						
California	06001403300						
California	06001403400						
California	06001403501						
California	06001403502						
California	06001403600						
California	06001403701						
California	06001403702						
California	06001403800						
California	06001403900						
California	06001404000						
California	06001404101						
California	06001404102						
California	06001404200						

AMERICAN OVERSIGHT

State	2012-2016 ACS LIC Tract	Enter "YES" Below to Nominate LIC	2012-2016 Tract Poverty Rate	2012-2016 Tract Median Family Income	2012-2016 State Median Family Income	2012-2016 Core Based Statistical Area (CBSA) Median Family Income	Metro/Non-Metro
California	06001404300						
California	06001404400						
California	06001404501						
California	06001404502						
California	06001404600						
California	06001404700						
California	06001404800						
California	06001404900						
California	06001405000						
California	06001405100						
California	06001405200						
California	06001405301						
California	06001405302						
California	06001405401						
California	06001405402						
California	06001405500						
California	06001405600						
California	06001405700						
California	06001405800						
California	06001405901						
California	06001405902						
California	06001406000						
California	06001406100						
California	06001406201						
California	06001406202						
California	06001406300						
California	06001406400						
California	06001406500						
California	06001406601						
California	06001406602						
California	06001406700						
California	06001406800						
California	06001406900						
California	06001407000						
California	06001407101						
California	06001407102						
California	06001407200						
California	06001407300						
California	06001407400						
California	06001407500						
California	06001407600						
California	06001407700						
California	06001407800						
California	06001407900						
California	06001408000						
California	06001408100						
California	06001408200						
California	06001408300						

AMERICAN OVERSIGHT

State	2012-2016 ACS LIC Tract	Enter "YES" Below to Nominate LIC	2012-2016 Tract Poverty Rate	2012-2016 Tract Median Family Income	2012-2016 State Median Family Income	2012-2016 Core Based Statistical Area (CBSA) Median Family Income	Metro/Non-Metro
California	06001408400						
California	06001408500						
California	06001408600						
California	06001408700						
California	06001408800						
California	06001408900						
California	06001409000						
California	06001409100						
California	06001409200						
California	06001409300						
California	06001409400						
California	06001409500						
California	06001409600						
California	06001409700						
California	06001409800						
California	06001409900						
California	06001410000						
California	06001410100						
California	06001410200						
California	06001410300						
California	06001410400						
California	06001410500						
California	06001420100						
California	06001420200						
California	06001420300						
California	06001420400						
California	06001420500						
California	06001420600						
California	06001421100						
California	06001421200						
California	06001421300						
California	06001421400						
California	06001421500						
California	06001421600						
California	06001421700						
California	06001421800						
California	06001421900						
California	06001422000						
California	06001422100						
California	06001422200						
California	06001422300						
California	06001422400						
California	06001422500						
California	06001422600						
California	06001422700						
California	06001422800						
California	06001422900						
California	06001423000						

AMERICAN OVERSIGHT

State	2012-2016 ACS LIC Tract	Enter "YES" Below to Nominate LIC	2012-2016 Tract Poverty Rate	2012-2016 Tract Median Family Income	2012-2016 State Median Family Income	2012-2016 Core Based Statistical Area (CBSA) Median Family Income	Metro/Non-Metro
California	06001423100						
California	06001423200						
California	06001423300						
California	06001423400						
California	06001423500						
California	06001423601						
California	06001423602						
California	06001423700						
California	06001423800						
California	06001423901						
California	06001423902						
California	06001424001						
California	06001424002						
California	06001425101						
California	06001425102						
California	06001425103						
California	06001425104						
California	06001426100						
California	06001426200						
California	06001427100						
California	06001427200						
California	06001427300						
California	06001427600						
California	06001427700						
California	06001427800						
California	06001427900						
California	06001428000						
California	06001428100						
California	06001428200						
California	06001428301						
California	06001428302						
California	06001428400						
California	06001428500						
California	06001428600						
California	06001428700						
California	06001430101						
California	06001430102						
California	06001430200						
California	06001430300						
California	06001430400						
California	06001430500						
California	06001430600						
California	06001430700						
California	06001430800						
California	06001430900						
California	06001431000						
California	06001431100						
California	06001431200						

AMERICAN OVERSIGHT

State	2012-2016 ACS LIC Tract	Enter "YES" Below to Nominate LIC	2012-2016 Tract Poverty Rate	2012-2016 Tract Median Family Income	2012-2016 State Median Family Income	2012-2016 Core Based Statistical Area (CBSA) Median Family Income	Metro/Non-Metro
California	06001432100						
California	06001432200						
California	06001432300						
California	06001432400						
California	06001432501						
California	06001432502						
California	06001432600						
California	06001432700						
California	06001432800						
California	06001433000						
California	06001433102						
California	06001433103						
California	06001433104						
California	06001433200						
California	06001433300						
California	06001433400						
California	06001433500						
California	06001433600						
California	06001433700						
California	06001433800						
California	06001433900						
California	06001434000						
California	06001435102						
California	06001435103						
California	06001435104						
California	06001435200						
California	06001435300						
California	06001435400						
California	06001435500						
California	06001435601						
California	06001435602						
California	06001435700						
California	06001435800						
California	06001435900						
California	06001436000						
California	06001436100						
California	06001436200						
California	06001436300						
California	06001436401						
California	06001436402						
California	06001436500						
California	06001436601						
California	06001436602						
California	06001436700						
California	06001436800						
California	06001436900						
California	06001437000						
California	06001437101						

AMERICAN OVERSIGHT

State	2012-2016 ACS LIC Tract	Enter "YES" Below to Nominate LIC	2012-2016 Tract Poverty Rate	2012-2016 Tract Median Family Income	2012-2016 State Median Family Income	2012-2016 Core Based Statistical Area (CBSA) Median Family Income	Metro/Non-Metro
California	06001437102						
California	06001437200						
California	06001437300						
California	06001437400						
California	06001437500						
California	06001437600						
California	06001437701						
California	06001437702						
California	06001437800						
California	06001437900						
California	06001438000						
California	06001438100						
California	06001438201						
California	06001438203						
California	06001438204						
California	06001438300						
California	06001438400						
California	06001440100						
California	06001440200						
California	06001440301						
California	06001440304						
California	06001440305						
California	06001440306						
California	06001440307						
California	06001440308						
California	06001440331						
California	06001440332						
California	06001440333						
California	06001440334						
California	06001440335						
California	06001440336						
California	06001441100						
California	06001441200						
California	06001441301						
California	06001441302						
California	06001441401						
California	06001441402						
California	06001441501						
California	06001441503						
California	06001441521						
California	06001441522						
California	06001441523						
California	06001441524						
California	06001441601						
California	06001441602						
California	06001441700						
California	06001441800						
California	06001441921						

AMERICAN OVERSIGHT

State	2012-2016 ACS LIC Tract	Enter "YES" Below to Nominate LIC	2012-2016 Tract Poverty Rate	2012-2016 Tract Median Family Income	2012-2016 State Median Family Income	2012-2016 Core Based Statistical Area (CBSA) Median Family Income	Metro/Non-Metro
California	06001441923						
California	06001441924						
California	06001441925						
California	06001441926						
California	06001441927						
California	06001442000						
California	06001442100						
California	06001442200						
California	06001442301						
California	06001442302						
California	06001442400						
California	06001442500						
California	06001442601						
California	06001442602						
California	06001442700						
California	06001442800						
California	06001442900						
California	06001443001						
California	06001443002						
California	06001443102						
California	06001443103						
California	06001443104						
California	06001443105						
California	06001443200						
California	06001443301						
California	06001443321						
California	06001443322						
California	06001444100						
California	06001444200						
California	06001444301						
California	06001444302						
California	06001444400						
California	06001444500						
California	06001444601						
California	06001444602						
California	06001450101						
California	06001450102						
California	06001450200						
California	06001450300						
California	06001450400						
California	06001450501						
California	06001450502						
California	06001450601						
California	06001450602						
California	06001450603						
California	06001450604						
California	06001450605						
California	06001450606						

AMERICAN OVERSIGHT

State	2012-2016 ACS LIC Tract	Enter "YES" Below to Nominate LIC	2012-2016 Tract Poverty Rate	2012-2016 Tract Median Family Income	2012-2016 State Median Family Income	2012-2016 Core Based Statistical Area (CBSA) Median Family Income	Metro/Non-Metro
California	06001450607						
California	06001450701						
California	06001450741						
California	06001450742						
California	06001450743						
California	06001450744						
California	06001450745						
California	06001450746						
California	06001450750						
California	06001450751						
California	06001450752						
California	06001451101						
California	06001451102						
California	06001451201						
California	06001451202						
California	06001451300						
California	06001451401						
California	06001451403						
California	06001451404						
California	06001451501						
California	06001451503						
California	06001451504						
California	06001451505						
California	06001451506						
California	06001451601						
California	06001451602						
California	06001451701						
California	06001451703						
California	06001451704						
California	06001981900						
California	06001982000						
California	06001983200						
California	06001990000						
California	06003010000						
California	06005000101						
California	06005000102						
California	06005000200						
California	06005000301						
California	06005000303						
California	06005000304						
California	06005000401						
California	06005000402						
California	06005000500						
California	06007000102						
California	06007000103						
California	06007000104						
California	06007000201						
California	06007000202						

AMERICAN OVERSIGHT

State	2012-2016 ACS LIC Tract	Enter "YES" Below to Nominate LIC	2012-2016 Tract Poverty Rate	2012-2016 Tract Median Family Income	2012-2016 State Median Family Income	2012-2016 Core Based Statistical Area (CBSA) Median Family Income	Metro/Non-Metro
California	06007000300						
California	06007000401						
California	06007000402						
California	06007000501						
California	06007000502						
California	06007000601						
California	06007000603						
California	06007000604						
California	06007000700						
California	06007000800						
California	06007000901						
California	06007000903						
California	06007000904						
California	06007001000						
California	06007001100						
California	06007001200						
California	06007001300						
California	06007001400						
California	06007001500						
California	06007001600						
California	06007001702						
California	06007001703						
California	06007001704						
California	06007001800						
California	06007001900						
California	06007002000						
California	06007002100						
California	06007002200						
California	06007002300						
California	06007002400						
California	06007002500						
California	06007002601						
California	06007002602						
California	06007002700						
California	06007002800						
California	06007002900						
California	06007003001						
California	06007003002						
California	06007003100						
California	06007003200						
California	06007003300						
California	06007003400						
California	06007003501						
California	06007003502						
California	06007003600						
California	06007003700						
California	06009000120						
California	06009000121						

AMERICAN OVERSIGHT

State	2012-2016 ACS LIC Tract	Enter "YES" Below to Nominate LIC	2012-2016 Tract Poverty Rate	2012-2016 Tract Median Family Income	2012-2016 State Median Family Income	2012-2016 Core Based Statistical Area (CBSA) Median Family Income	Metro/Non-Metro
California	06009000122						
California	06009000210						
California	06009000220						
California	06009000300						
California	06009000400						
California	06009000501						
California	06009000503						
California	06009000504						
California	06011000100						
California	06011000200						
California	06011000300						
California	06011000400						
California	06011000500						
California	06013301000						
California	06013302005						
California	06013302006						
California	06013302007						
California	06013302008						
California	06013302009						
California	06013302010						
California	06013303102						
California	06013303103						
California	06013303201						
California	06013303202						
California	06013303203						
California	06013303204						
California	06013303205						
California	06013304001						
California	06013304002						
California	06013304003						
California	06013304004						
California	06013304005						
California	06013305000						
California	06013306002						
California	06013306003						
California	06013306004						
California	06013307101						
California	06013307102						
California	06013307201						
California	06013307202						
California	06013307204						
California	06013307205						
California	06013308001						
California	06013308002						
California	06013309000						
California	06013310000						
California	06013311000						
California	06013312000						

AMERICAN OVERSIGHT

State	2012-2016 ACS LIC Tract	Enter "YES" Below to Nominate LIC	2012-2016 Tract Poverty Rate	2012-2016 Tract Median Family Income	2012-2016 State Median Family Income	2012-2016 Core Based Statistical Area (CBSA) Median Family Income	Metro/Non-Metro
California	06013313101						
California	06013313102						
California	06013313103						
California	06013313203						
California	06013313204						
California	06013313205						
California	06013313206						
California	06013314102						
California	06013314103						
California	06013314104						
California	06013314200						
California	06013315000						
California	06013316000						
California	06013317000						
California	06013318000						
California	06013319000						
California	06013320001						
California	06013320003						
California	06013320004						
California	06013321101						
California	06013321102						
California	06013321103						
California	06013321200						
California	06013322000						
California	06013323000						
California	06013324001						
California	06013324002						
California	06013325000						
California	06013326000						
California	06013327000						
California	06013328000						
California	06013329000						
California	06013330000						
California	06013331000						
California	06013332000						
California	06013333101						
California	06013333102						
California	06013333200						
California	06013334001						
California	06013334004						
California	06013334006						
California	06013334200						
California	06013335000						
California	06013336101						
California	06013336102						
California	06013336201						
California	06013336202						
California	06013337100						

AMERICAN OVERSIGHT

State	2012-2016 ACS LIC Tract	Enter "YES" Below to Nominate LIC	2012-2016 Tract Poverty Rate	2012-2016 Tract Median Family Income	2012-2016 State Median Family Income	2012-2016 Core Based Statistical Area (CBSA) Median Family Income	Metro/Non-Metro
California	06013337200						
California	06013337300						
California	06013338101						
California	06013338102						
California	06013338201						
California	06013338203						
California	06013338204						
California	06013338301						
California	06013338302						
California	06013339001						
California	06013339002						
California	06013340001						
California	06013340002						
California	06013341000						
California	06013343001						
California	06013343002						
California	06013343003						
California	06013345101						
California	06013345102						
California	06013345103						
California	06013345105						
California	06013345108						
California	06013345111						
California	06013345112						
California	06013345113						
California	06013345114						
California	06013345115						
California	06013345116						
California	06013345202						
California	06013345203						
California	06013345204						
California	06013346101						
California	06013346102						
California	06013346201						
California	06013346203						
California	06013346204						
California	06013347000						
California	06013348000						
California	06013349000						
California	06013350000						
California	06013351101						
California	06013351102						
California	06013351103						
California	06013351200						
California	06013352101						
California	06013352102						
California	06013352201						
California	06013352202						

AMERICAN OVERSIGHT

State	2012-2016 ACS LIC Tract	Enter "YES" Below to Nominate LIC	2012-2016 Tract Poverty Rate	2012-2016 Tract Median Family Income	2012-2016 State Median Family Income	2012-2016 Core Based Statistical Area (CBSA) Median Family Income	Metro/Non-Metro
California	06013353001						
California	06013353002						
California	06013354001						
California	06013354002						
California	06013355107						
California	06013355108						
California	06013355109						
California	06013355110						
California	06013355111						
California	06013355112						
California	06013355113						
California	06013355114						
California	06013355115						
California	06013355116						
California	06013355117						
California	06013355200						
California	06013355301						
California	06013355302						
California	06013355304						
California	06013355306						
California	06013356001						
California	06013356002						
California	06013357000						
California	06013358000						
California	06013359102						
California	06013359103						
California	06013359104						
California	06013359105						
California	06013359202						
California	06013359203						
California	06013359204						
California	06013360101						
California	06013360102						
California	06013360200						
California	06013361000						
California	06013362000						
California	06013363000						
California	06013364002						
California	06013365002						
California	06013365003						
California	06013366001						
California	06013366002						
California	06013367100						
California	06013367200						
California	06013368001						
California	06013368002						
California	06013369001						
California	06013369002						

AMERICAN OVERSIGHT

State	2012-2016 ACS LIC Tract	Enter "YES" Below to Nominate LIC	2012-2016 Tract Poverty Rate	2012-2016 Tract Median Family Income	2012-2016 State Median Family Income	2012-2016 Core Based Statistical Area (CBSA) Median Family Income	Metro/Non-Metro
California	06013370000						
California	06013371000						
California	06013372000						
California	06013373000						
California	06013374000						
California	06013375000						
California	06013376000						
California	06013377000						
California	06013378000						
California	06013379000						
California	06013380000						
California	06013381000						
California	06013382000						
California	06013383000						
California	06013384000						
California	06013385100						
California	06013385200						
California	06013386000						
California	06013387000						
California	06013388000						
California	06013389100						
California	06013389200						
California	06013390100						
California	06013390200						
California	06013391000						
California	06013392000						
California	06013392200						
California	06013392300						
California	06013990000						
California	06015000101						
California	06015000102						
California	06015000104						
California	06015000105						
California	06015000201						
California	06015000202						
California	06015000203						
California	06015990000						
California	06017030200						
California	06017030301						
California	06017030302						
California	06017030401						
California	06017030402						
California	06017030502						
California	06017030504						
California	06017030505						
California	06017030601						
California	06017030602						
California	06017030603						

AMERICAN OVERSIGHT

State	2012-2016 ACS LIC Tract	Enter "YES" Below to Nominate LIC	2012-2016 Tract Poverty Rate	2012-2016 Tract Median Family Income	2012-2016 State Median Family Income	2012-2016 Core Based Statistical Area (CBSA) Median Family Income	Metro/Non-Metro
California	06017030701						
California	06017030704						
California	06017030706						
California	06017030709						
California	06017030710						
California	06017030801						
California	06017030803						
California	06017030804						
California	06017030807						
California	06017030808						
California	06017030809						
California	06017030810						
California	06017030901						
California	06017030902						
California	06017031000						
California	06017031100						
California	06017031200						
California	06017031301						
California	06017031302						
California	06017031402						
California	06017031404						
California	06017031405						
California	06017031406						
California	06017031502						
California	06017031503						
California	06017031504						
California	06017031600						
California	06017031700						
California	06017031800						
California	06017031900						
California	06017032000						
California	06017990000						
California	06019000100						
California	06019000200						
California	06019000300						
California	06019000400						
California	06019000501						
California	06019000502						
California	06019000600						
California	06019000700						
California	06019000800						
California	06019000901						
California	06019000902						
California	06019001000						
California	06019001100						
California	06019001201						
California	06019001202						
California	06019001301						

AMERICAN OVERSIGHT

State	2012-2016 ACS LIC Tract	Enter "YES" Below to Nominate LIC	2012-2016 Tract Poverty Rate	2012-2016 Tract Median Family Income	2012-2016 State Median Family Income	2012-2016 Core Based Statistical Area (CBSA) Median Family Income	Metro/Non-Metro
California	06019001303						
California	06019001304						
California	06019001407						
California	06019001408						
California	06019001409						
California	06019001410						
California	06019001411						
California	06019001412						
California	06019001413						
California	06019001414						
California	06019001500						
California	06019001600						
California	06019001700						
California	06019001800						
California	06019001900						
California	06019002000						
California	06019002100						
California	06019002200						
California	06019002300						
California	06019002400						
California	06019002501						
California	06019002502						
California	06019002601						
California	06019002602						
California	06019002701						
California	06019002702						
California	06019002800						
California	06019002903						
California	06019002904						
California	06019002905						
California	06019002906						
California	06019003001						
California	06019003003						
California	06019003004						
California	06019003102						
California	06019003103						
California	06019003104						
California	06019003201						
California	06019003202						
California	06019003301						
California	06019003302						
California	06019003400						
California	06019003500						
California	06019003600						
California	06019003701						
California	06019003702						
California	06019003803						
California	06019003804						

AMERICAN OVERSIGHT

State	2012-2016 ACS LIC Tract	Enter "YES" Below to Nominate LIC	2012-2016 Tract Poverty Rate	2012-2016 Tract Median Family Income	2012-2016 State Median Family Income	2012-2016 Core Based Statistical Area (CBSA) Median Family Income	Metro/Non-Metro
California	06019003805						
California	06019003807						
California	06019003808						
California	06019003809						
California	06019003810						
California	06019003900						
California	06019004001						
California	06019004002						
California	06019004100						
California	06019004205						
California	06019004207						
California	06019004208						
California	06019004210						
California	06019004211						
California	06019004212						
California	06019004213						
California	06019004214						
California	06019004215						
California	06019004216						
California	06019004301						
California	06019004302						
California	06019004303						
California	06019004404						
California	06019004405						
California	06019004406						
California	06019004408						
California	06019004409						
California	06019004503						
California	06019004504						
California	06019004505						
California	06019004506						
California	06019004601						
California	06019004602						
California	06019004701						
California	06019004703						
California	06019004704						
California	06019004801						
California	06019004802						
California	06019004901						
California	06019004902						
California	06019005000						
California	06019005100						
California	06019005202						
California	06019005203						
California	06019005204						
California	06019005301						
California	06019005302						
California	06019005304						

AMERICAN OVERSIGHT

State	2012-2016 ACS LIC Tract	Enter "YES" Below to Nominate LIC	2012-2016 Tract Poverty Rate	2012-2016 Tract Median Family Income	2012-2016 State Median Family Income	2012-2016 Core Based Statistical Area (CBSA) Median Family Income	Metro/Non-Metro
California	06019005305						
California	06019005403						
California	06019005405						
California	06019005406						
California	06019005407						
California	06019005408						
California	06019005409						
California	06019005410						
California	06019005503						
California	06019005504						
California	06019005505						
California	06019005507						
California	06019005508						
California	06019005509						
California	06019005510						
California	06019005512						
California	06019005513						
California	06019005514						
California	06019005515						
California	06019005516						
California	06019005517						
California	06019005518						
California	06019005520						
California	06019005522						
California	06019005524						
California	06019005525						
California	06019005602						
California	06019005605						
California	06019005606						
California	06019005607						
California	06019005608						
California	06019005701						
California	06019005702						
California	06019005703						
California	06019005704						
California	06019005801						
California	06019005802						
California	06019005804						
California	06019005805						
California	06019005904						
California	06019005905						
California	06019005906						
California	06019005907						
California	06019005909						
California	06019005911						
California	06019005912						
California	06019006000						
California	06019006100						

AMERICAN OVERSIGHT

State	2012-2016 ACS LIC Tract	Enter "YES" Below to Nominate LIC	2012-2016 Tract Poverty Rate	2012-2016 Tract Median Family Income	2012-2016 State Median Family Income	2012-2016 Core Based Statistical Area (CBSA) Median Family Income	Metro/Non-Metro
California	06019006201						
California	06019006202						
California	06019006300						
California	06019006402						
California	06019006403						
California	06019006404						
California	06019006405						
California	06019006501						
California	06019006502						
California	06019006602						
California	06019006603						
California	06019006604						
California	06019006700						
California	06019006802						
California	06019006900						
California	06019007002						
California	06019007003						
California	06019007004						
California	06019007100						
California	06019007201						
California	06019007202						
California	06019007300						
California	06019007400						
California	06019007500						
California	06019007600						
California	06019007700						
California	06019007801						
California	06019007802						
California	06019007901						
California	06019007902						
California	06019008000						
California	06019008100						
California	06019008200						
California	06019008301						
California	06019008302						
California	06019008401						
California	06019008402						
California	06019008501						
California	06019008502						
California	06021010100						
California	06021010200						
California	06021010300						
California	06021010400						
California	06021010501						
California	06021010502						
California	06023000100						
California	06023000200						
California	06023000300						

AMERICAN OVERSIGHT

State	2012-2016 ACS LIC Tract	Enter "YES" Below to Nominate LIC	2012-2016 Tract Poverty Rate	2012-2016 Tract Median Family Income	2012-2016 State Median Family Income	2012-2016 Core Based Statistical Area (CBSA) Median Family Income	Metro/Non-Metro
California	06023000400						
California	06023000500						
California	06023000600						
California	06023000700						
California	06023000800						
California	06023000900						
California	06023001000						
California	06023001101						
California	06023001200						
California	06023001300						
California	06023010102						
California	06023010200						
California	06023010300						
California	06023010400						
California	06023010501						
California	06023010502						
California	06023010600						
California	06023010700						
California	06023010800						
California	06023010901						
California	06023010902						
California	06023011000						
California	06023011100						
California	06023011200						
California	06023011500						
California	06023011600						
California	06023940000						
California	06023990100						
California	06025010101						
California	06025010102						
California	06025010200						
California	06025010300						
California	06025010400						
California	06025010500						
California	06025010600						
California	06025010700						
California	06025010800						
California	06025010900						
California	06025011000						
California	06025011100						
California	06025011201						
California	06025011202						
California	06025011300						
California	06025011400						
California	06025011500						
California	06025011600						
California	06025011700						
California	06025011801						

AMERICAN OVERSIGHT

State	2012-2016 ACS LIC Tract	Enter "YES" Below to Nominate LIC	2012-2016 Tract Poverty Rate	2012-2016 Tract Median Family Income	2012-2016 State Median Family Income	2012-2016 Core Based Statistical Area (CBSA) Median Family Income	Metro/Non-Metro
California	06025011802						
California	06025011803						
California	06025011900						
California	06025012001						
California	06025012002						
California	06025012100						
California	06025012200						
California	06025012301						
California	06025012302						
California	06025012400						
California	06025940000						
California	06027000100						
California	06027000200						
California	06027000300						
California	06027000400						
California	06027000500						
California	06027000800						
California	06029000101						
California	06029000102						
California	06029000200						
California	06029000300						
California	06029000400						
California	06029000503						
California	06029000504						
California	06029000505						
California	06029000506						
California	06029000507						
California	06029000600						
California	06029000700						
California	06029000800						
California	06029000902						
California	06029000903						
California	06029000904						
California	06029000905						
California	06029000906						
California	06029000907						
California	06029000908						
California	06029000909						
California	06029000910						
California	06029001000						
California	06029001101						
California	06029001102						
California	06029001103						
California	06029001201						
California	06029001202						
California	06029001300						
California	06029001400						
California	06029001500						

AMERICAN OVERSIGHT

State	2012-2016 ACS LIC Tract	Enter "YES" Below to Nominate LIC	2012-2016 Tract Poverty Rate	2012-2016 Tract Median Family Income	2012-2016 State Median Family Income	2012-2016 Core Based Statistical Area (CBSA) Median Family Income	Metro/Non-Metro
California	06029001600						
California	06029001700						
California	06029001801						
California	06029001802						
California	06029001901						
California	06029001902						
California	06029002000						
California	06029002100						
California	06029002200						
California	06029002301						
California	06029002302						
California	06029002400						
California	06029002500						
California	06029002600						
California	06029002700						
California	06029002804						
California	06029002806						
California	06029002807						
California	06029002808						
California	06029002811						
California	06029002812						
California	06029002813						
California	06029002814						
California	06029002815						
California	06029002816						
California	06029002817						
California	06029002818						
California	06029002819						
California	06029002820						
California	06029002821						
California	06029002900						
California	06029003000						
California	06029003103						
California	06029003112						
California	06029003113						
California	06029003114						
California	06029003115						
California	06029003121						
California	06029003122						
California	06029003123						
California	06029003124						
California	06029003202						
California	06029003203						
California	06029003204						
California	06029003205						
California	06029003206						
California	06029003303						
California	06029003304						

AMERICAN OVERSIGHT

State	2012-2016 ACS LIC Tract	Enter "YES" Below to Nominate LIC	2012-2016 Tract Poverty Rate	2012-2016 Tract Median Family Income	2012-2016 State Median Family Income	2012-2016 Core Based Statistical Area (CBSA) Median Family Income	Metro/Non-Metro
California	06029003305						
California	06029003306						
California	06029003400						
California	06029003500						
California	06029003600						
California	06029003700						
California	06029003803						
California	06029003804						
California	06029003805						
California	06029003806						
California	06029003807						
California	06029003808						
California	06029003809						
California	06029003810						
California	06029003811						
California	06029003812						
California	06029003813						
California	06029003900						
California	06029004000						
California	06029004101						
California	06029004102						
California	06029004200						
California	06029004301						
California	06029004302						
California	06029004401						
California	06029004402						
California	06029004500						
California	06029004601						
California	06029004603						
California	06029004604						
California	06029004701						
California	06029004702						
California	06029004800						
California	06029004901						
California	06029004902						
California	06029005003						
California	06029005004						
California	06029005103						
California	06029005104						
California	06029005201						
California	06029005203						
California	06029005204						
California	06029005300						
California	06029005401						
California	06029005402						
California	06029005403						
California	06029005404						
California	06029005501						

AMERICAN OVERSIGHT

State	2012-2016 ACS LIC Tract	Enter "YES" Below to Nominate LIC	2012-2016 Tract Poverty Rate	2012-2016 Tract Median Family Income	2012-2016 State Median Family Income	2012-2016 Core Based Statistical Area (CBSA) Median Family Income	Metro/Non-Metro
California	06029005506						
California	06029005507						
California	06029005508						
California	06029005600						
California	06029005700						
California	06029005801						
California	06029005802						
California	06029005900						
California	06029006002						
California	06029006003						
California	06029006004						
California	06029006006						
California	06029006007						
California	06029006008						
California	06029006100						
California	06029006201						
California	06029006202						
California	06029006301						
California	06029006303						
California	06029006304						
California	06029006401						
California	06029006403						
California	06029006404						
California	06029006500						
California	06031000100						
California	06031000200						
California	06031000300						
California	06031000402						
California	06031000403						
California	06031000404						
California	06031000405						
California	06031000500						
California	06031000601						
California	06031000602						
California	06031000701						
California	06031000702						
California	06031000800						
California	06031000900						
California	06031001001						
California	06031001002						
California	06031001003						
California	06031001100						
California	06031001200						
California	06031001300						
California	06031001401						
California	06031001402						
California	06031001500						
California	06031001601						

AMERICAN OVERSIGHT

State	2012-2016 ACS LIC Tract	Enter "YES" Below to Nominate LIC	2012-2016 Tract Poverty Rate	2012-2016 Tract Median Family Income	2012-2016 State Median Family Income	2012-2016 Core Based Statistical Area (CBSA) Median Family Income	Metro/Non-Metro
California	06031001602						
California	06031001701						
California	06031981800						
California	06033000100						
California	06033000300						
California	06033000400						
California	06033000501						
California	06033000502						
California	06033000600						
California	06033000701						
California	06033000702						
California	06033000801						
California	06033000802						
California	06033000900						
California	06033001000						
California	06033001100						
California	06033001200						
California	06033001300						
California	06035040100						
California	06035040200						
California	06035040302						
California	06035040303						
California	06035040304						
California	06035040305						
California	06035040400						
California	06035040500						
California	06035040600						
California	06037101110						
California	06037101122						
California	06037101210						
California	06037101220						
California	06037101300						
California	06037101400						
California	06037102103						
California	06037102104						
California	06037102105						
California	06037102107						
California	06037103101						
California	06037103102						
California	06037103200						
California	06037103300						
California	06037103400						
California	06037104103						
California	06037104105						
California	06037104108						
California	06037104124						
California	06037104201						
California	06037104203						

AMERICAN OVERSIGHT

State	2012-2016 ACS LIC Tract	Enter "YES" Below to Nominate LIC	2012-2016 Tract Poverty Rate	2012-2016 Tract Median Family Income	2012-2016 State Median Family Income	2012-2016 Core Based Statistical Area (CBSA) Median Family Income	Metro/Non-Metro
California	06037104204						
California	06037104310						
California	06037104320						
California	06037104401						
California	06037104403						
California	06037104404						
California	06037104500						
California	06037104610						
California	06037104620						
California	06037104701						
California	06037104703						
California	06037104704						
California	06037104810						
California	06037104821						
California	06037104822						
California	06037106010						
California	06037106020						
California	06037106111						
California	06037106112						
California	06037106113						
California	06037106114						
California	06037106403						
California	06037106405						
California	06037106406						
California	06037106407						
California	06037106408						
California	06037106510						
California	06037106520						
California	06037106603						
California	06037106604						
California	06037106641						
California	06037106642						
California	06037106643						
California	06037106645						
California	06037106646						
California	06037106648						
California	06037106649						
California	06037107010						
California	06037107020						
California	06037108101						
California	06037108102						
California	06037108103						
California	06037108104						
California	06037108201						
California	06037108202						
California	06037109100						
California	06037109200						
California	06037109300						

AMERICAN OVERSIGHT

State	2012-2016 ACS LIC Tract	Enter "YES" Below to Nominate LIC	2012-2016 Tract Poverty Rate	2012-2016 Tract Median Family Income	2012-2016 State Median Family Income	2012-2016 Core Based Statistical Area (CBSA) Median Family Income	Metro/Non-Metro
California	06037109400						
California	06037109500						
California	06037109601						
California	06037109603						
California	06037109604						
California	06037109700						
California	06037109800						
California	06037111100						
California	06037111201						
California	06037111202						
California	06037111204						
California	06037111205						
California	06037111206						
California	06037111301						
California	06037111302						
California	06037111400						
California	06037113101						
California	06037113102						
California	06037113211						
California	06037113212						
California	06037113213						
California	06037113231						
California	06037113232						
California	06037113233						
California	06037113234						
California	06037113235						
California	06037113237						
California	06037113301						
California	06037113303						
California	06037113321						
California	06037113322						
California	06037113401						
California	06037113421						
California	06037113422						
California	06037115101						
California	06037115103						
California	06037115104						
California	06037115201						
California	06037115202						
California	06037115301						
California	06037115302						
California	06037115401						
California	06037115403						
California	06037115404						
California	06037117101						
California	06037117102						
California	06037117201						
California	06037117202						

AMERICAN OVERSIGHT

State	2012-2016 ACS LIC Tract	Enter "YES" Below to Nominate LIC	2012-2016 Tract Poverty Rate	2012-2016 Tract Median Family Income	2012-2016 State Median Family Income	2012-2016 Core Based Statistical Area (CBSA) Median Family Income	Metro/Non-Metro
California	06037117301						
California	06037117302						
California	06037117303						
California	06037117404						
California	06037117405						
California	06037117407						
California	06037117408						
California	06037117510						
California	06037117520						
California	06037117530						
California	06037119001						
California	06037119002						
California	06037119201						
California	06037119202						
California	06037119310						
California	06037119320						
California	06037119340						
California	06037119341						
California	06037119342						
California	06037119400						
California	06037119700						
California	06037119800						
California	06037119900						
California	06037120010						
California	06037120020						
California	06037120030						
California	06037120103						
California	06037120104						
California	06037120105						
California	06037120106						
California	06037120107						
California	06037120108						
California	06037120300						
California	06037120400						
California	06037121010						
California	06037121020						
California	06037121101						
California	06037121102						
California	06037121210						
California	06037121221						
California	06037121222						
California	06037121600						
California	06037121801						
California	06037121802						
California	06037121900						
California	06037122000						
California	06037122120						
California	06037122121						

AMERICAN OVERSIGHT

State	2012-2016 ACS LIC Tract	Enter "YES" Below to Nominate LIC	2012-2016 Tract Poverty Rate	2012-2016 Tract Median Family Income	2012-2016 State Median Family Income	2012-2016 Core Based Statistical Area (CBSA) Median Family Income	Metro/Non-Metro
California	06037122122						
California	06037122200						
California	06037122410						
California	06037122420						
California	06037123010						
California	06037123020						
California	06037123103						
California	06037123104						
California	06037123203						
California	06037123204						
California	06037123205						
California	06037123206						
California	06037123301						
California	06037123303						
California	06037123304						
California	06037123410						
California	06037123420						
California	06037123510						
California	06037123520						
California	06037123601						
California	06037123602						
California	06037123700						
California	06037123800						
California	06037123901						
California	06037123902						
California	06037124000						
California	06037124102						
California	06037124103						
California	06037124104						
California	06037124105						
California	06037124201						
California	06037124203						
California	06037124204						
California	06037124300						
California	06037124400						
California	06037124500						
California	06037124600						
California	06037124700						
California	06037124902						
California	06037124903						
California	06037125100						
California	06037125200						
California	06037125310						
California	06037125320						
California	06037125401						
California	06037125402						
California	06037125501						
California	06037125502						

AMERICAN OVERSIGHT

State	2012-2016 ACS LIC Tract	Enter "YES" Below to Nominate LIC	2012-2016 Tract Poverty Rate	2012-2016 Tract Median Family Income	2012-2016 State Median Family Income	2012-2016 Core Based Statistical Area (CBSA) Median Family Income	Metro/Non-Metro
California	06037125600						
California	06037127102						
California	06037127103						
California	06037127104						
California	06037127210						
California	06037127220						
California	06037127300						
California	06037127400						
California	06037127520						
California	06037127603						
California	06037127604						
California	06037127605						
California	06037127606						
California	06037127711						
California	06037127712						
California	06037127803						
California	06037127804						
California	06037127805						
California	06037127806						
California	06037127910						
California	06037127920						
California	06037128101						
California	06037128102						
California	06037128210						
California	06037128220						
California	06037128302						
California	06037128303						
California	06037128400						
California	06037128500						
California	06037128601						
California	06037128602						
California	06037128702						
California	06037128801						
California	06037128802						
California	06037128910						
California	06037131010						
California	06037131020						
California	06037131100						
California	06037131200						
California	06037131300						
California	06037131400						
California	06037131600						
California	06037131701						
California	06037131702						
California	06037131800						
California	06037131900						
California	06037132001						
California	06037132002						

AMERICAN OVERSIGHT

State	2012-2016 ACS LIC Tract	Enter "YES" Below to Nominate LIC	2012-2016 Tract Poverty Rate	2012-2016 Tract Median Family Income	2012-2016 State Median Family Income	2012-2016 Core Based Statistical Area (CBSA) Median Family Income	Metro/Non-Metro
California	06037132101						
California	06037132102						
California	06037132300						
California	06037132501						
California	06037132502						
California	06037132700						
California	06037132900						
California	06037133000						
California	06037133100						
California	06037134001						
California	06037134002						
California	06037134101						
California	06037134103						
California	06037134104						
California	06037134201						
California	06037134302						
California	06037134303						
California	06037134304						
California	06037134305						
California	06037134306						
California	06037134421						
California	06037134422						
California	06037134423						
California	06037134424						
California	06037134520						
California	06037134521						
California	06037134522						
California	06037134710						
California	06037134720						
California	06037134800						
California	06037134901						
California	06037134903						
California	06037134904						
California	06037134905						
California	06037135102						
California	06037135111						
California	06037135113						
California	06037135114						
California	06037135201						
California	06037135202						
California	06037135203						
California	06037137103						
California	06037137104						
California	06037137201						
California	06037137301						
California	06037137302						
California	06037137401						
California	06037137402						

AMERICAN OVERSIGHT

State	2012-2016 ACS LIC Tract	Enter "YES" Below to Nominate LIC	2012-2016 Tract Poverty Rate	2012-2016 Tract Median Family Income	2012-2016 State Median Family Income	2012-2016 Core Based Statistical Area (CBSA) Median Family Income	Metro/Non-Metro
California	06037137501						
California	06037137502						
California	06037137504						
California	06037138000						
California	06037139001						
California	06037139200						
California	06037139301						
California	06037139302						
California	06037139303						
California	06037139401						
California	06037139402						
California	06037139502						
California	06037139503						
California	06037139504						
California	06037139600						
California	06037139701						
California	06037139702						
California	06037139703						
California	06037139801						
California	06037139802						
California	06037141101						
California	06037141102						
California	06037141201						
California	06037141202						
California	06037141302						
California	06037141303						
California	06037141304						
California	06037141400						
California	06037141500						
California	06037141600						
California	06037141700						
California	06037143100						
California	06037143200						
California	06037143300						
California	06037143400						
California	06037143500						
California	06037143602						
California	06037143603						
California	06037143604						
California	06037143700						
California	06037143800						
California	06037143901						
California	06037143902						
California	06037181000						
California	06037181300						
California	06037181400						
California	06037181500						
California	06037181600						

AMERICAN OVERSIGHT

State	2012-2016 ACS LIC Tract	Enter "YES" Below to Nominate LIC	2012-2016 Tract Poverty Rate	2012-2016 Tract Median Family Income	2012-2016 State Median Family Income	2012-2016 Core Based Statistical Area (CBSA) Median Family Income	Metro/Non-Metro
California	06037183101						
California	06037183103						
California	06037183104						
California	06037183220						
California	06037183221						
California	06037183222						
California	06037183300						
California	06037183401						
California	06037183402						
California	06037183510						
California	06037183520						
California	06037183610						
California	06037183620						
California	06037183701						
California	06037183702						
California	06037183810						
California	06037183820						
California	06037185100						
California	06037185202						
California	06037185203						
California	06037185204						
California	06037185310						
California	06037185320						
California	06037186100						
California	06037186201						
California	06037186202						
California	06037186203						
California	06037186301						
California	06037186302						
California	06037186401						
California	06037186403						
California	06037186404						
California	06037187101						
California	06037187102						
California	06037187200						
California	06037187300						
California	06037188100						
California	06037188201						
California	06037188202						
California	06037188300						
California	06037189101						
California	06037189102						
California	06037189201						
California	06037189202						
California	06037189300						
California	06037189400						
California	06037189500						
California	06037189600						

AMERICAN OVERSIGHT

State	2012-2016 ACS LIC Tract	Enter "YES" Below to Nominate LIC	2012-2016 Tract Poverty Rate	2012-2016 Tract Median Family Income	2012-2016 State Median Family Income	2012-2016 Core Based Statistical Area (CBSA) Median Family Income	Metro/Non-Metro
California	06037189701						
California	06037189702						
California	06037189800						
California	06037189902						
California	06037189903						
California	06037189904						
California	06037189905						
California	06037190100						
California	06037190201						
California	06037190202						
California	06037190301						
California	06037190401						
California	06037190402						
California	06037190510						
California	06037190520						
California	06037190700						
California	06037190801						
California	06037190802						
California	06037190901						
California	06037190902						
California	06037191000						
California	06037191110						
California	06037191120						
California	06037191201						
California	06037191203						
California	06037191204						
California	06037191301						
California	06037191302						
California	06037191410						
California	06037191420						
California	06037191500						
California	06037191610						
California	06037191620						
California	06037191710						
California	06037191720						
California	06037191810						
California	06037191820						
California	06037191901						
California	06037191902						
California	06037192001						
California	06037192002						
California	06037192300						
California	06037192410						
California	06037192420						
California	06037192510						
California	06037192520						
California	06037192610						
California	06037192620						

AMERICAN OVERSIGHT

State	2012-2016 ACS LIC Tract	Enter "YES" Below to Nominate LIC	2012-2016 Tract Poverty Rate	2012-2016 Tract Median Family Income	2012-2016 State Median Family Income	2012-2016 Core Based Statistical Area (CBSA) Median Family Income	Metro/Non-Metro
California	06037192700						
California	06037194101						
California	06037194102						
California	06037194200						
California	06037194300						
California	06037194401						
California	06037194402						
California	06037194500						
California	06037195100						
California	06037195201						
California	06037195202						
California	06037195300						
California	06037195400						
California	06037195500						
California	06037195600						
California	06037195710						
California	06037195720						
California	06037195802						
California	06037195803						
California	06037195804						
California	06037195901						
California	06037195902						
California	06037195903						
California	06037197200						
California	06037197300						
California	06037197410						
California	06037197420						
California	06037197500						
California	06037197600						
California	06037197700						
California	06037199000						
California	06037199110						
California	06037199120						
California	06037199201						
California	06037199202						
California	06037199300						
California	06037199400						
California	06037199700						
California	06037199800						
California	06037199900						
California	06037201110						
California	06037201120						
California	06037201200						
California	06037201301						
California	06037201302						
California	06037201401						
California	06037201402						
California	06037201501						

AMERICAN OVERSIGHT

State	2012-2016 ACS LIC Tract	Enter "YES" Below to Nominate LIC	2012-2016 Tract Poverty Rate	2012-2016 Tract Median Family Income	2012-2016 State Median Family Income	2012-2016 Core Based Statistical Area (CBSA) Median Family Income	Metro/Non-Metro
California	06037201503						
California	06037201504						
California	06037201601						
California	06037201602						
California	06037201700						
California	06037203100						
California	06037203200						
California	06037203300						
California	06037203500						
California	06037203600						
California	06037203710						
California	06037203720						
California	06037203800						
California	06037203900						
California	06037204110						
California	06037204120						
California	06037204200						
California	06037204300						
California	06037204410						
California	06037204420						
California	06037204600						
California	06037204700						
California	06037204810						
California	06037204820						
California	06037204910						
California	06037204920						
California	06037205110						
California	06037205120						
California	06037206010						
California	06037206020						
California	06037206031						
California	06037206032						
California	06037206050						
California	06037206200						
California	06037206300						
California	06037207101						
California	06037207102						
California	06037207103						
California	06037207301						
California	06037207302						
California	06037207400						
California	06037207501						
California	06037207502						
California	06037207710						
California	06037207900						
California	06037208000						
California	06037208301						
California	06037208302						

AMERICAN OVERSIGHT

State	2012-2016 ACS LIC Tract	Enter "YES" Below to Nominate LIC	2012-2016 Tract Poverty Rate	2012-2016 Tract Median Family Income	2012-2016 State Median Family Income	2012-2016 Core Based Statistical Area (CBSA) Median Family Income	Metro/Non-Metro
California	06037208401						
California	06037208402						
California	06037208501						
California	06037208502						
California	06037208610						
California	06037208620						
California	06037208710						
California	06037208720						
California	06037208801						
California	06037208802						
California	06037208902						
California	06037208903						
California	06037208904						
California	06037209102						
California	06037209103						
California	06037209104						
California	06037209200						
California	06037209300						
California	06037209401						
California	06037209402						
California	06037209403						
California	06037209510						
California	06037209520						
California	06037209810						
California	06037209820						
California	06037210010						
California	06037211000						
California	06037211120						
California	06037211121						
California	06037211122						
California	06037211201						
California	06037211202						
California	06037211310						
California	06037211320						
California	06037211410						
California	06037211420						
California	06037211500						
California	06037211701						
California	06037211703						
California	06037211704						
California	06037211802						
California	06037211803						
California	06037211804						
California	06037211910						
California	06037211921						
California	06037211922						
California	06037212101						
California	06037212102						

AMERICAN OVERSIGHT

State	2012-2016 ACS LIC Tract	Enter "YES" Below to Nominate LIC	2012-2016 Tract Poverty Rate	2012-2016 Tract Median Family Income	2012-2016 State Median Family Income	2012-2016 Core Based Statistical Area (CBSA) Median Family Income	Metro/Non-Metro
California	06037212202						
California	06037212203						
California	06037212204						
California	06037212303						
California	06037212304						
California	06037212305						
California	06037212306						
California	06037212410						
California	06037212420						
California	06037212501						
California	06037212502						
California	06037212610						
California	06037212620						
California	06037212701						
California	06037212702						
California	06037212800						
California	06037212900						
California	06037213100						
California	06037213201						
California	06037213202						
California	06037213310						
California	06037213320						
California	06037213401						
California	06037213402						
California	06037214000						
California	06037214100						
California	06037214400						
California	06037214501						
California	06037214502						
California	06037214503						
California	06037214600						
California	06037214700						
California	06037214800						
California	06037214901						
California	06037214902						
California	06037215101						
California	06037215102						
California	06037216100						
California	06037216200						
California	06037216300						
California	06037216401						
California	06037216402						
California	06037216700						
California	06037216800						
California	06037216900						
California	06037217001						
California	06037217002						
California	06037217100						

AMERICAN OVERSIGHT

State	2012-2016 ACS LIC Tract	Enter "YES" Below to Nominate LIC	2012-2016 Tract Poverty Rate	2012-2016 Tract Median Family Income	2012-2016 State Median Family Income	2012-2016 Core Based Statistical Area (CBSA) Median Family Income	Metro/Non-Metro
California	06037217200						
California	06037218110						
California	06037218120						
California	06037218210						
California	06037218220						
California	06037218300						
California	06037218400						
California	06037218500						
California	06037218600						
California	06037218701						
California	06037218702						
California	06037218800						
California	06037218900						
California	06037219010						
California	06037219020						
California	06037219300						
California	06037219500						
California	06037219700						
California	06037219800						
California	06037219901						
California	06037219902						
California	06037220000						
California	06037220100						
California	06037221110						
California	06037221120						
California	06037221210						
California	06037221220						
California	06037221302						
California	06037221303						
California	06037221304						
California	06037221401						
California	06037221402						
California	06037221500						
California	06037221601						
California	06037221602						
California	06037221710						
California	06037221810						
California	06037221820						
California	06037221900						
California	06037222001						
California	06037222002						
California	06037222100						
California	06037222200						
California	06037222500						
California	06037222600						
California	06037222700						
California	06037224010						
California	06037224020						

AMERICAN OVERSIGHT

State	2012-2016 ACS LIC Tract	Enter "YES" Below to Nominate LIC	2012-2016 Tract Poverty Rate	2012-2016 Tract Median Family Income	2012-2016 State Median Family Income	2012-2016 Core Based Statistical Area (CBSA) Median Family Income	Metro/Non-Metro
California	06037224200						
California	06037224310						
California	06037224320						
California	06037224410						
California	06037224420						
California	06037224600						
California	06037224700						
California	06037226001						
California	06037226002						
California	06037226410						
California	06037226420						
California	06037226700						
California	06037227010						
California	06037227020						
California	06037228100						
California	06037228210						
California	06037228220						
California	06037228310						
California	06037228320						
California	06037228410						
California	06037228420						
California	06037228500						
California	06037228600						
California	06037228710						
California	06037228720						
California	06037228800						
California	06037228900						
California	06037229100						
California	06037229200						
California	06037229300						
California	06037229410						
California	06037229420						
California	06037231100						
California	06037231210						
California	06037231220						
California	06037231300						
California	06037231400						
California	06037231500						
California	06037231600						
California	06037231710						
California	06037231720						
California	06037231800						
California	06037231900						
California	06037232110						
California	06037232120						
California	06037232200						
California	06037232300						
California	06037232400						

AMERICAN OVERSIGHT

State	2012-2016 ACS LIC Tract	Enter "YES" Below to Nominate LIC	2012-2016 Tract Poverty Rate	2012-2016 Tract Median Family Income	2012-2016 State Median Family Income	2012-2016 Core Based Statistical Area (CBSA) Median Family Income	Metro/Non-Metro
California	06037232500						
California	06037232600						
California	06037232700						
California	06037232800						
California	06037234000						
California	06037234200						
California	06037234300						
California	06037234501						
California	06037234502						
California	06037234600						
California	06037234700						
California	06037234800						
California	06037234901						
California	06037234902						
California	06037235100						
California	06037235201						
California	06037235202						
California	06037236000						
California	06037236100						
California	06037236202						
California	06037236203						
California	06037236204						
California	06037236400						
California	06037237101						
California	06037237102						
California	06037237201						
California	06037237202						
California	06037237300						
California	06037237401						
California	06037237402						
California	06037237500						
California	06037237600						
California	06037237710						
California	06037237720						
California	06037237800						
California	06037237900						
California	06037238000						
California	06037238100						
California	06037238200						
California	06037238310						
California	06037238320						
California	06037238400						
California	06037239201						
California	06037239202						
California	06037239310						
California	06037239320						
California	06037239330						
California	06037239501						

AMERICAN OVERSIGHT

State	2012-2016 ACS LIC Tract	Enter "YES" Below to Nominate LIC	2012-2016 Tract Poverty Rate	2012-2016 Tract Median Family Income	2012-2016 State Median Family Income	2012-2016 Core Based Statistical Area (CBSA) Median Family Income	Metro/Non-Metro
California	06037239502						
California	06037239601						
California	06037239602						
California	06037239701						
California	06037239702						
California	06037239801						
California	06037239802						
California	06037240010						
California	06037240020						
California	06037240200						
California	06037240300						
California	06037240401						
California	06037240402						
California	06037240500						
California	06037240600						
California	06037240700						
California	06037240800						
California	06037240900						
California	06037241001						
California	06037241002						
California	06037241110						
California	06037241120						
California	06037241201						
California	06037241202						
California	06037241300						
California	06037241400						
California	06037242000						
California	06037242100						
California	06037242200						
California	06037242300						
California	06037242600						
California	06037242700						
California	06037243000						
California	06037243100						
California	06037261101						
California	06037261102						
California	06037261200						
California	06037262100						
California	06037262200						
California	06037262301						
California	06037262302						
California	06037262303						
California	06037262400						
California	06037262501						
California	06037262601						
California	06037262604						
California	06037262704						
California	06037262706						

AMERICAN OVERSIGHT

State	2012-2016 ACS LIC Tract	Enter "YES" Below to Nominate LIC	2012-2016 Tract Poverty Rate	2012-2016 Tract Median Family Income	2012-2016 State Median Family Income	2012-2016 Core Based Statistical Area (CBSA) Median Family Income	Metro/Non-Metro
California	06037262802						
California	06037264000						
California	06037264102						
California	06037264103						
California	06037264301						
California	06037264302						
California	06037265100						
California	06037265201						
California	06037265202						
California	06037265301						
California	06037265303						
California	06037265304						
California	06037265305						
California	06037265410						
California	06037265420						
California	06037265510						
California	06037265520						
California	06037265601						
California	06037265602						
California	06037265700						
California	06037267100						
California	06037267200						
California	06037267300						
California	06037267402						
California	06037267403						
California	06037267404						
California	06037267501						
California	06037267502						
California	06037267600						
California	06037267700						
California	06037267800						
California	06037267901						
California	06037267902						
California	06037269000						
California	06037269100						
California	06037269300						
California	06037269500						
California	06037269601						
California	06037269602						
California	06037269700						
California	06037269800						
California	06037269903						
California	06037269904						
California	06037269905						
California	06037269906						
California	06037269907						
California	06037270100						
California	06037270200						

AMERICAN OVERSIGHT

State	2012-2016 ACS LIC Tract	Enter "YES" Below to Nominate LIC	2012-2016 Tract Poverty Rate	2012-2016 Tract Median Family Income	2012-2016 State Median Family Income	2012-2016 Core Based Statistical Area (CBSA) Median Family Income	Metro/Non-Metro
California	06037270300						
California	06037271100						
California	06037271200						
California	06037271300						
California	06037271400						
California	06037271500						
California	06037271600						
California	06037271701						
California	06037271702						
California	06037271801						
California	06037271802						
California	06037271901						
California	06037271902						
California	06037272100						
California	06037272201						
California	06037272202						
California	06037272301						
California	06037272302						
California	06037273100						
California	06037273200						
California	06037273300						
California	06037273402						
California	06037273502						
California	06037273600						
California	06037273700						
California	06037273800						
California	06037273902						
California	06037274100						
California	06037274202						
California	06037275101						
California	06037275102						
California	06037275200						
California	06037275302						
California	06037275311						
California	06037275400						
California	06037275500						
California	06037275602						
California	06037275603						
California	06037276000						
California	06037276100						
California	06037276400						
California	06037276500						
California	06037276601						
California	06037276603						
California	06037276604						
California	06037277000						
California	06037277100						
California	06037277200						

AMERICAN OVERSIGHT

State	2012-2016 ACS LIC Tract	Enter "YES" Below to Nominate LIC	2012-2016 Tract Poverty Rate	2012-2016 Tract Median Family Income	2012-2016 State Median Family Income	2012-2016 Core Based Statistical Area (CBSA) Median Family Income	Metro/Non-Metro
California	06037277400						
California	06037278001						
California	06037278102						
California	06037291110						
California	06037291120						
California	06037291130						
California	06037291210						
California	06037291220						
California	06037291300						
California	06037292000						
California	06037293201						
California	06037293202						
California	06037293301						
California	06037293302						
California	06037293304						
California	06037293306						
California	06037293307						
California	06037294110						
California	06037294120						
California	06037294200						
California	06037294301						
California	06037294302						
California	06037294410						
California	06037294421						
California	06037294510						
California	06037294520						
California	06037294610						
California	06037294620						
California	06037294701						
California	06037294810						
California	06037294820						
California	06037294830						
California	06037294900						
California	06037295103						
California	06037296210						
California	06037296220						
California	06037296300						
California	06037296401						
California	06037296402						
California	06037296500						
California	06037296600						
California	06037296901						
California	06037296902						
California	06037297000						
California	06037297110						
California	06037297120						
California	06037297201						
California	06037297202						

AMERICAN OVERSIGHT

State	2012-2016 ACS LIC Tract	Enter "YES" Below to Nominate LIC	2012-2016 Tract Poverty Rate	2012-2016 Tract Median Family Income	2012-2016 State Median Family Income	2012-2016 Core Based Statistical Area (CBSA) Median Family Income	Metro/Non-Metro
California	06037297300						
California	06037297400						
California	06037297500						
California	06037297601						
California	06037297602						
California	06037300100						
California	06037300200						
California	06037300301						
California	06037300400						
California	06037300501						
California	06037300502						
California	06037300600						
California	06037300701						
California	06037300702						
California	06037300800						
California	06037300901						
California	06037300902						
California	06037301000						
California	06037301100						
California	06037301203						
California	06037301204						
California	06037301205						
California	06037301206						
California	06037301300						
California	06037301400						
California	06037301501						
California	06037301502						
California	06037301601						
California	06037301602						
California	06037301701						
California	06037301702						
California	06037301801						
California	06037301802						
California	06037301900						
California	06037302002						
California	06037302003						
California	06037302004						
California	06037302102						
California	06037302103						
California	06037302104						
California	06037302201						
California	06037302202						
California	06037302301						
California	06037302302						
California	06037302401						
California	06037302503						
California	06037302504						
California	06037302505						

AMERICAN OVERSIGHT

State	2012-2016 ACS LIC Tract	Enter "YES" Below to Nominate LIC	2012-2016 Tract Poverty Rate	2012-2016 Tract Median Family Income	2012-2016 State Median Family Income	2012-2016 Core Based Statistical Area (CBSA) Median Family Income	Metro/Non-Metro
California	06037302506						
California	06037310100						
California	06037310201						
California	06037310202						
California	06037310300						
California	06037310400						
California	06037310501						
California	06037310601						
California	06037310602						
California	06037310701						
California	06037310702						
California	06037310703						
California	06037310800						
California	06037310900						
California	06037311000						
California	06037311100						
California	06037311200						
California	06037311300						
California	06037311400						
California	06037311500						
California	06037311600						
California	06037311700						
California	06037311801						
California	06037311802						
California	06037320000						
California	06037320100						
California	06037320201						
California	06037320202						
California	06037320300						
California	06037400204						
California	06037400205						
California	06037400206						
California	06037400207						
California	06037400302						
California	06037400304						
California	06037400402						
California	06037400403						
California	06037400404						
California	06037400501						
California	06037400602						
California	06037400603						
California	06037400604						
California	06037400800						
California	06037400900						
California	06037401001						
California	06037401002						
California	06037401101						
California	06037401102						

AMERICAN OVERSIGHT

State	2012-2016 ACS LIC Tract	Enter "YES" Below to Nominate LIC	2012-2016 Tract Poverty Rate	2012-2016 Tract Median Family Income	2012-2016 State Median Family Income	2012-2016 Core Based Statistical Area (CBSA) Median Family Income	Metro/Non-Metro
California	06037401201						
California	06037401202						
California	06037401203						
California	06037401303						
California	06037401304						
California	06037401311						
California	06037401312						
California	06037401500						
California	06037401601						
California	06037401602						
California	06037401603						
California	06037401701						
California	06037401703						
California	06037401704						
California	06037401800						
California	06037401901						
California	06037401902						
California	06037402001						
California	06037402002						
California	06037402101						
California	06037402102						
California	06037402200						
California	06037402301						
California	06037402303						
California	06037402304						
California	06037402402						
California	06037402403						
California	06037402404						
California	06037402405						
California	06037402406						
California	06037402501						
California	06037402502						
California	06037402600						
California	06037402702						
California	06037402703						
California	06037402705						
California	06037402706						
California	06037402801						
California	06037402803						
California	06037402804						
California	06037402902						
California	06037402903						
California	06037402904						
California	06037403000						
California	06037403200						
California	06037403303						
California	06037403304						
California	06037403305						

AMERICAN OVERSIGHT

State	2012-2016 ACS LIC Tract	Enter "YES" Below to Nominate LIC	2012-2016 Tract Poverty Rate	2012-2016 Tract Median Family Income	2012-2016 State Median Family Income	2012-2016 Core Based Statistical Area (CBSA) Median Family Income	Metro/Non-Metro
California	06037403312						
California	06037403316						
California	06037403317						
California	06037403318						
California	06037403319						
California	06037403320						
California	06037403321						
California	06037403322						
California	06037403323						
California	06037403324						
California	06037403325						
California	06037403401						
California	06037403402						
California	06037403403						
California	06037403404						
California	06037403405						
California	06037403406						
California	06037403407						
California	06037403408						
California	06037403500						
California	06037403600						
California	06037403702						
California	06037403703						
California	06037403721						
California	06037403722						
California	06037403801						
California	06037403802						
California	06037403901						
California	06037403902						
California	06037404000						
California	06037404100						
California	06037404201						
California	06037404202						
California	06037404301						
California	06037404302						
California	06037404401						
California	06037404402						
California	06037404501						
California	06037404503						
California	06037404504						
California	06037404600						
California	06037404701						
California	06037404702						
California	06037404703						
California	06037404801						
California	06037404802						
California	06037404803						
California	06037404901						

AMERICAN OVERSIGHT

State	2012-2016 ACS LIC Tract	Enter "YES" Below to Nominate LIC	2012-2016 Tract Poverty Rate	2012-2016 Tract Median Family Income	2012-2016 State Median Family Income	2012-2016 Core Based Statistical Area (CBSA) Median Family Income	Metro/Non-Metro
California	06037404902						
California	06037404903						
California	06037405001						
California	06037405002						
California	06037405101						
California	06037405102						
California	06037405201						
California	06037405202						
California	06037405203						
California	06037405301						
California	06037405302						
California	06037405400						
California	06037405500						
California	06037405600						
California	06037405701						
California	06037405702						
California	06037405800						
California	06037405900						
California	06037406000						
California	06037406101						
California	06037406102						
California	06037406200						
California	06037406300						
California	06037406402						
California	06037406411						
California	06037406412						
California	06037406500						
California	06037406601						
California	06037406602						
California	06037406701						
California	06037406702						
California	06037406800						
California	06037406901						
California	06037406902						
California	06037407001						
California	06037407002						
California	06037407101						
California	06037407102						
California	06037407200						
California	06037407301						
California	06037407302						
California	06037407400						
California	06037407501						
California	06037407502						
California	06037407601						
California	06037407602						
California	06037407701						
California	06037407702						

AMERICAN OVERSIGHT

State	2012-2016 ACS LIC Tract	Enter "YES" Below to Nominate LIC	2012-2016 Tract Poverty Rate	2012-2016 Tract Median Family Income	2012-2016 State Median Family Income	2012-2016 Core Based Statistical Area (CBSA) Median Family Income	Metro/Non-Metro
California	06037407801						
California	06037407802						
California	06037407900						
California	06037408003						
California	06037408004						
California	06037408005						
California	06037408006						
California	06037408133						
California	06037408134						
California	06037408135						
California	06037408136						
California	06037408137						
California	06037408138						
California	06037408139						
California	06037408140						
California	06037408141						
California	06037408202						
California	06037408211						
California	06037408212						
California	06037408301						
California	06037408302						
California	06037408303						
California	06037408401						
California	06037408402						
California	06037408501						
California	06037408503						
California	06037408504						
California	06037408505						
California	06037408623						
California	06037408624						
California	06037408625						
California	06037408626						
California	06037408627						
California	06037408628						
California	06037408629						
California	06037408630						
California	06037408631						
California	06037408703						
California	06037408704						
California	06037408705						
California	06037408706						
California	06037408722						
California	06037408723						
California	06037408724						
California	06037408800						
California	06037430002						
California	06037430003						
California	06037430101						

AMERICAN OVERSIGHT

State	2012-2016 ACS LIC Tract	Enter "YES" Below to Nominate LIC	2012-2016 Tract Poverty Rate	2012-2016 Tract Median Family Income	2012-2016 State Median Family Income	2012-2016 Core Based Statistical Area (CBSA) Median Family Income	Metro/Non-Metro
California	06037430102						
California	06037430200						
California	06037430301						
California	06037430302						
California	06037430400						
California	06037430501						
California	06037430502						
California	06037430600						
California	06037430701						
California	06037430721						
California	06037430723						
California	06037430724						
California	06037430801						
California	06037430802						
California	06037430803						
California	06037430901						
California	06037430902						
California	06037431001						
California	06037431002						
California	06037431100						
California	06037431200						
California	06037431300						
California	06037431400						
California	06037431501						
California	06037431502						
California	06037431600						
California	06037431700						
California	06037431800						
California	06037431900						
California	06037432000						
California	06037432101						
California	06037432102						
California	06037432201						
California	06037432202						
California	06037432300						
California	06037432401						
California	06037432402						
California	06037432500						
California	06037432601						
California	06037432602						
California	06037432700						
California	06037432801						
California	06037432802						
California	06037432901						
California	06037432902						
California	06037433101						
California	06037433102						
California	06037433200						

AMERICAN OVERSIGHT

State	2012-2016 ACS LIC Tract	Enter "YES" Below to Nominate LIC	2012-2016 Tract Poverty Rate	2012-2016 Tract Median Family Income	2012-2016 State Median Family Income	2012-2016 Core Based Statistical Area (CBSA) Median Family Income	Metro/Non-Metro
California	06037433302						
California	06037433304						
California	06037433305						
California	06037433306						
California	06037433307						
California	06037433401						
California	06037433402						
California	06037433403						
California	06037433501						
California	06037433503						
California	06037433504						
California	06037433601						
California	06037433602						
California	06037433700						
California	06037433801						
California	06037433802						
California	06037433901						
California	06037433902						
California	06037434001						
California	06037434003						
California	06037434004						
California	06037460000						
California	06037460100						
California	06037460200						
California	06037460301						
California	06037460302						
California	06037460401						
California	06037460501						
California	06037460502						
California	06037460600						
California	06037460700						
California	06037460800						
California	06037460900						
California	06037461000						
California	06037461100						
California	06037461200						
California	06037461300						
California	06037461400						
California	06037461501						
California	06037461502						
California	06037461600						
California	06037461700						
California	06037461901						
California	06037461902						
California	06037462001						
California	06037462002						
California	06037462100						
California	06037462201						

AMERICAN OVERSIGHT

State	2012-2016 ACS LIC Tract	Enter "YES" Below to Nominate LIC	2012-2016 Tract Poverty Rate	2012-2016 Tract Median Family Income	2012-2016 State Median Family Income	2012-2016 Core Based Statistical Area (CBSA) Median Family Income	Metro/Non-Metro
California	06037462202						
California	06037462301						
California	06037462302						
California	06037462400						
California	06037462500						
California	06037462600						
California	06037462700						
California	06037462800						
California	06037462900						
California	06037463000						
California	06037463101						
California	06037463102						
California	06037463200						
California	06037463300						
California	06037463400						
California	06037463500						
California	06037463601						
California	06037463602						
California	06037463700						
California	06037463800						
California	06037463900						
California	06037464000						
California	06037464100						
California	06037464200						
California	06037480002						
California	06037480011						
California	06037480012						
California	06037480101						
California	06037480102						
California	06037480201						
California	06037480202						
California	06037480302						
California	06037480303						
California	06037480304						
California	06037480400						
California	06037480500						
California	06037480600						
California	06037480702						
California	06037480703						
California	06037480704						
California	06037480802						
California	06037480803						
California	06037480804						
California	06037480901						
California	06037480902						
California	06037480903						
California	06037481001						
California	06037481002						

AMERICAN OVERSIGHT

State	2012-2016 ACS LIC Tract	Enter "YES" Below to Nominate LIC	2012-2016 Tract Poverty Rate	2012-2016 Tract Median Family Income	2012-2016 State Median Family Income	2012-2016 Core Based Statistical Area (CBSA) Median Family Income	Metro/Non-Metro
California	06037481101						
California	06037481102						
California	06037481103						
California	06037481201						
California	06037481202						
California	06037481300						
California	06037481401						
California	06037481402						
California	06037481500						
California	06037481603						
California	06037481604						
California	06037481605						
California	06037481606						
California	06037481711						
California	06037481712						
California	06037481713						
California	06037481714						
California	06037481800						
California	06037481901						
California	06037481902						
California	06037482001						
California	06037482002						
California	06037482101						
California	06037482102						
California	06037482201						
California	06037482202						
California	06037482301						
California	06037482303						
California	06037482304						
California	06037482401						
California	06037482402						
California	06037482502						
California	06037482503						
California	06037482521						
California	06037482522						
California	06037482600						
California	06037482701						
California	06037482702						
California	06037482800						
California	06037500100						
California	06037500201						
California	06037500202						
California	06037500300						
California	06037500402						
California	06037500403						
California	06037500404						
California	06037500500						
California	06037500600						

AMERICAN OVERSIGHT

State	2012-2016 ACS LIC Tract	Enter "YES" Below to Nominate LIC	2012-2016 Tract Poverty Rate	2012-2016 Tract Median Family Income	2012-2016 State Median Family Income	2012-2016 Core Based Statistical Area (CBSA) Median Family Income	Metro/Non-Metro
California	06037500700						
California	06037500800						
California	06037500900						
California	06037501001						
California	06037501002						
California	06037501200						
California	06037501300						
California	06037501400						
California	06037501501						
California	06037501503						
California	06037501504						
California	06037501600						
California	06037501700						
California	06037501802						
California	06037501803						
California	06037501804						
California	06037501900						
California	06037502003						
California	06037502004						
California	06037502005						
California	06037502100						
California	06037502200						
California	06037502301						
California	06037502302						
California	06037502401						
California	06037502402						
California	06037502500						
California	06037502601						
California	06037502602						
California	06037502700						
California	06037502801						
California	06037502802						
California	06037502901						
California	06037502902						
California	06037503000						
California	06037503103						
California	06037503104						
California	06037503105						
California	06037503106						
California	06037503201						
California	06037503202						
California	06037503301						
California	06037503302						
California	06037503401						
California	06037503402						
California	06037503501						
California	06037503502						
California	06037503601						

AMERICAN OVERSIGHT

State	2012-2016 ACS LIC Tract	Enter "YES" Below to Nominate LIC	2012-2016 Tract Poverty Rate	2012-2016 Tract Median Family Income	2012-2016 State Median Family Income	2012-2016 Core Based Statistical Area (CBSA) Median Family Income	Metro/Non-Metro
California	06037503602						
California	06037503701						
California	06037503702						
California	06037503703						
California	06037503801						
California	06037503802						
California	06037503901						
California	06037503902						
California	06037504001						
California	06037504002						
California	06037504101						
California	06037504102						
California	06037530003						
California	06037530004						
California	06037530005						
California	06037530006						
California	06037530101						
California	06037530102						
California	06037530202						
California	06037530203						
California	06037530204						
California	06037530301						
California	06037530302						
California	06037530400						
California	06037530500						
California	06037530601						
California	06037530602						
California	06037530700						
California	06037530801						
California	06037530802						
California	06037530901						
California	06037530902						
California	06037531000						
California	06037531101						
California	06037531102						
California	06037531201						
California	06037531202						
California	06037531301						
California	06037531302						
California	06037531502						
California	06037531503						
California	06037531504						
California	06037531602						
California	06037531603						
California	06037531604						
California	06037531701						
California	06037531702						
California	06037531800						

AMERICAN OVERSIGHT

State	2012-2016 ACS LIC Tract	Enter "YES" Below to Nominate LIC	2012-2016 Tract Poverty Rate	2012-2016 Tract Median Family Income	2012-2016 State Median Family Income	2012-2016 Core Based Statistical Area (CBSA) Median Family Income	Metro/Non-Metro
California	06037531901						
California	06037531902						
California	06037532001						
California	06037532002						
California	06037532101						
California	06037532102						
California	06037532200						
California	06037532302						
California	06037532303						
California	06037532304						
California	06037532400						
California	06037532500						
California	06037532603						
California	06037532604						
California	06037532605						
California	06037532606						
California	06037532700						
California	06037532800						
California	06037532900						
California	06037533001						
California	06037533002						
California	06037533103						
California	06037533104						
California	06037533105						
California	06037533106						
California	06037533107						
California	06037533201						
California	06037533202						
California	06037533203						
California	06037533300						
California	06037533401						
California	06037533402						
California	06037533403						
California	06037533501						
California	06037533502						
California	06037533503						
California	06037533601						
California	06037533602						
California	06037533603						
California	06037533701						
California	06037533702						
California	06037533703						
California	06037533803						
California	06037533804						
California	06037533805						
California	06037533806						
California	06037533901						
California	06037533902						

AMERICAN OVERSIGHT

State	2012-2016 ACS LIC Tract	Enter "YES" Below to Nominate LIC	2012-2016 Tract Poverty Rate	2012-2016 Tract Median Family Income	2012-2016 State Median Family Income	2012-2016 Core Based Statistical Area (CBSA) Median Family Income	Metro/Non-Metro
California	06037534001						
California	06037534002						
California	06037534101						
California	06037534102						
California	06037534201						
California	06037534202						
California	06037534203						
California	06037534301						
California	06037534302						
California	06037534403						
California	06037534404						
California	06037534405						
California	06037534406						
California	06037534501						
California	06037534502						
California	06037534700						
California	06037534802						
California	06037534803						
California	06037534804						
California	06037534900						
California	06037535001						
California	06037535002						
California	06037535101						
California	06037535102						
California	06037535200						
California	06037535300						
California	06037535400						
California	06037535501						
California	06037535502						
California	06037535503						
California	06037535603						
California	06037535604						
California	06037535605						
California	06037535606						
California	06037535607						
California	06037535701						
California	06037535702						
California	06037535802						
California	06037535803						
California	06037535804						
California	06037535901						
California	06037535902						
California	06037536000						
California	06037536102						
California	06037536103						
California	06037536104						
California	06037536200						
California	06037540000						

AMERICAN OVERSIGHT

State	2012-2016 ACS LIC Tract	Enter "YES" Below to Nominate LIC	2012-2016 Tract Poverty Rate	2012-2016 Tract Median Family Income	2012-2016 State Median Family Income	2012-2016 Core Based Statistical Area (CBSA) Median Family Income	Metro/Non-Metro
California	06037540101						
California	06037540102						
California	06037540201						
California	06037540202						
California	06037540203						
California	06037540300						
California	06037540400						
California	06037540501						
California	06037540502						
California	06037540600						
California	06037540700						
California	06037540800						
California	06037540901						
California	06037540902						
California	06037541001						
California	06037541002						
California	06037541100						
California	06037541200						
California	06037541300						
California	06037541400						
California	06037541500						
California	06037541603						
California	06037541604						
California	06037541605						
California	06037541606						
California	06037541700						
California	06037541801						
California	06037541802						
California	06037542000						
California	06037542103						
California	06037542104						
California	06037542105						
California	06037542106						
California	06037542200						
California	06037542401						
California	06037542402						
California	06037542501						
California	06037542502						
California	06037542601						
California	06037542602						
California	06037542700						
California	06037542800						
California	06037542900						
California	06037543000						
California	06037543100						
California	06037543201						
California	06037543202						
California	06037543304						

AMERICAN OVERSIGHT

State	2012-2016 ACS LIC Tract	Enter "YES" Below to Nominate LIC	2012-2016 Tract Poverty Rate	2012-2016 Tract Median Family Income	2012-2016 State Median Family Income	2012-2016 Core Based Statistical Area (CBSA) Median Family Income	Metro/Non-Metro
California	06037543305						
California	06037543306						
California	06037543321						
California	06037543322						
California	06037543400						
California	06037543501						
California	06037543502						
California	06037543503						
California	06037543601						
California	06037543602						
California	06037543603						
California	06037543604						
California	06037543701						
California	06037543702						
California	06037543703						
California	06037543801						
California	06037543802						
California	06037543903						
California	06037543905						
California	06037544001						
California	06037544002						
California	06037550000						
California	06037550100						
California	06037550201						
California	06037550202						
California	06037550300						
California	06037550400						
California	06037550500						
California	06037550601						
California	06037550602						
California	06037550700						
California	06037550800						
California	06037550901						
California	06037550902						
California	06037551000						
California	06037551101						
California	06037551102						
California	06037551201						
California	06037551202						
California	06037551300						
California	06037551401						
California	06037551402						
California	06037551501						
California	06037551502						
California	06037551600						
California	06037551700						
California	06037551800						
California	06037551900						

AMERICAN OVERSIGHT

State	2012-2016 ACS LIC Tract	Enter "YES" Below to Nominate LIC	2012-2016 Tract Poverty Rate	2012-2016 Tract Median Family Income	2012-2016 State Median Family Income	2012-2016 Core Based Statistical Area (CBSA) Median Family Income	Metro/Non-Metro
California	06037552001						
California	06037552002						
California	06037552100						
California	06037552200						
California	06037552301						
California	06037552302						
California	06037552400						
California	06037552601						
California	06037552602						
California	06037552700						
California	06037552800						
California	06037552900						
California	06037553000						
California	06037553100						
California	06037553200						
California	06037553300						
California	06037553400						
California	06037553502						
California	06037553503						
California	06037553504						
California	06037553601						
California	06037553602						
California	06037553701						
California	06037553702						
California	06037553801						
California	06037553802						
California	06037553901						
California	06037553902						
California	06037554001						
California	06037554002						
California	06037554101						
California	06037554103						
California	06037554104						
California	06037554105						
California	06037554201						
California	06037554203						
California	06037554204						
California	06037554301						
California	06037554302						
California	06037554403						
California	06037554404						
California	06037554405						
California	06037554406						
California	06037554511						
California	06037554512						
California	06037554513						
California	06037554514						
California	06037554515						

AMERICAN OVERSIGHT

State	2012-2016 ACS LIC Tract	Enter "YES" Below to Nominate LIC	2012-2016 Tract Poverty Rate	2012-2016 Tract Median Family Income	2012-2016 State Median Family Income	2012-2016 Core Based Statistical Area (CBSA) Median Family Income	Metro/Non-Metro
California	06037554516						
California	06037554517						
California	06037554518						
California	06037554519						
California	06037554521						
California	06037554522						
California	06037554600						
California	06037554700						
California	06037554801						
California	06037554802						
California	06037554900						
California	06037555001						
California	06037555002						
California	06037555102						
California	06037555103						
California	06037555104						
California	06037555202						
California	06037555211						
California	06037555212						
California	06037570001						
California	06037570002						
California	06037570003						
California	06037570100						
California	06037570202						
California	06037570203						
California	06037570204						
California	06037570301						
California	06037570303						
California	06037570304						
California	06037570402						
California	06037570403						
California	06037570404						
California	06037570501						
California	06037570502						
California	06037570601						
California	06037570602						
California	06037570603						
California	06037570701						
California	06037570702						
California	06037570800						
California	06037570901						
California	06037570902						
California	06037571000						
California	06037571101						
California	06037571102						
California	06037571200						
California	06037571300						
California	06037571400						

AMERICAN OVERSIGHT

State	2012-2016 ACS LIC Tract	Enter "YES" Below to Nominate LIC	2012-2016 Tract Poverty Rate	2012-2016 Tract Median Family Income	2012-2016 State Median Family Income	2012-2016 Core Based Statistical Area (CBSA) Median Family Income	Metro/Non-Metro
California	06037571502						
California	06037571503						
California	06037571504						
California	06037571600						
California	06037571701						
California	06037571703						
California	06037571704						
California	06037571800						
California	06037571900						
California	06037572001						
California	06037572002						
California	06037572100						
California	06037572201						
California	06037572202						
California	06037572301						
California	06037572302						
California	06037572400						
California	06037572500						
California	06037572600						
California	06037572700						
California	06037572800						
California	06037572900						
California	06037573002						
California	06037573003						
California	06037573004						
California	06037573100						
California	06037573201						
California	06037573202						
California	06037573300						
California	06037573401						
California	06037573402						
California	06037573403						
California	06037573601						
California	06037573700						
California	06037573800						
California	06037573902						
California	06037574000						
California	06037574100						
California	06037574201						
California	06037574202						
California	06037574300						
California	06037574400						
California	06037574500						
California	06037574601						
California	06037574602						
California	06037574700						
California	06037574800						
California	06037574901						

AMERICAN OVERSIGHT

State	2012-2016 ACS LIC Tract	Enter "YES" Below to Nominate LIC	2012-2016 Tract Poverty Rate	2012-2016 Tract Median Family Income	2012-2016 State Median Family Income	2012-2016 Core Based Statistical Area (CBSA) Median Family Income	Metro/Non-Metro
California	06037574902						
California	06037575001						
California	06037575002						
California	06037575101						
California	06037575102						
California	06037575103						
California	06037575201						
California	06037575202						
California	06037575300						
California	06037575401						
California	06037575402						
California	06037575500						
California	06037575801						
California	06037575802						
California	06037575803						
California	06037575901						
California	06037575902						
California	06037576001						
California	06037576200						
California	06037576301						
California	06037576302						
California	06037576401						
California	06037576402						
California	06037576403						
California	06037576501						
California	06037576502						
California	06037576503						
California	06037576601						
California	06037576602						
California	06037576700						
California	06037576801						
California	06037576802						
California	06037576901						
California	06037576903						
California	06037576904						
California	06037577000						
California	06037577100						
California	06037577200						
California	06037577300						
California	06037577400						
California	06037577501						
California	06037577504						
California	06037577602						
California	06037577603						
California	06037577604						
California	06037599000						
California	06037599100						
California	06037600100						

AMERICAN OVERSIGHT

State	2012-2016 ACS LIC Tract	Enter "YES" Below to Nominate LIC	2012-2016 Tract Poverty Rate	2012-2016 Tract Median Family Income	2012-2016 State Median Family Income	2012-2016 Core Based Statistical Area (CBSA) Median Family Income	Metro/Non-Metro
California	06037600201						
California	06037600202						
California	06037600302						
California	06037600303						
California	06037600304						
California	06037600400						
California	06037600501						
California	06037600502						
California	06037600601						
California	06037600602						
California	06037600702						
California	06037600703						
California	06037600704						
California	06037600801						
California	06037600802						
California	06037600902						
California	06037600911						
California	06037600912						
California	06037601001						
California	06037601002						
California	06037601100						
California	06037601202						
California	06037601211						
California	06037601212						
California	06037601301						
California	06037601302						
California	06037601303						
California	06037601401						
California	06037601402						
California	06037601501						
California	06037601502						
California	06037601600						
California	06037601700						
California	06037601801						
California	06037601802						
California	06037601900						
California	06037602002						
California	06037602003						
California	06037602004						
California	06037602103						
California	06037602104						
California	06037602105						
California	06037602106						
California	06037602200						
California	06037602301						
California	06037602302						
California	06037602402						
California	06037602403						

AMERICAN OVERSIGHT

State	2012-2016 ACS LIC Tract	Enter "YES" Below to Nominate LIC	2012-2016 Tract Poverty Rate	2012-2016 Tract Median Family Income	2012-2016 State Median Family Income	2012-2016 Core Based Statistical Area (CBSA) Median Family Income	Metro/Non-Metro
California	06037602404						
California	06037602504						
California	06037602505						
California	06037602506						
California	06037602507						
California	06037602508						
California	06037602509						
California	06037602600						
California	06037602700						
California	06037602801						
California	06037602802						
California	06037602900						
California	06037603001						
California	06037603004						
California	06037603005						
California	06037603006						
California	06037603101						
California	06037603102						
California	06037603200						
California	06037603301						
California	06037603302						
California	06037603400						
California	06037603500						
California	06037603600						
California	06037603702						
California	06037603703						
California	06037603704						
California	06037603801						
California	06037603802						
California	06037603900						
California	06037604001						
California	06037604002						
California	06037604100						
California	06037609900						
California	06037620001						
California	06037620002						
California	06037620101						
California	06037620102						
California	06037620201						
California	06037620301						
California	06037620303						
California	06037620305						
California	06037620400						
California	06037620501						
California	06037620521						
California	06037620522						
California	06037620601						
California	06037620602						

AMERICAN OVERSIGHT

State	2012-2016 ACS LIC Tract	Enter "YES" Below to Nominate LIC	2012-2016 Tract Poverty Rate	2012-2016 Tract Median Family Income	2012-2016 State Median Family Income	2012-2016 Core Based Statistical Area (CBSA) Median Family Income	Metro/Non-Metro
California	06037620701						
California	06037620702						
California	06037620800						
California	06037620901						
California	06037620904						
California	06037621001						
California	06037621002						
California	06037621004						
California	06037621102						
California	06037621104						
California	06037621201						
California	06037621204						
California	06037621301						
California	06037621324						
California	06037621326						
California	06037621400						
California	06037650001						
California	06037650003						
California	06037650004						
California	06037650101						
California	06037650102						
California	06037650200						
California	06037650300						
California	06037650401						
California	06037650501						
California	06037650502						
California	06037650602						
California	06037650603						
California	06037650604						
California	06037650605						
California	06037650701						
California	06037650702						
California	06037650800						
California	06037650901						
California	06037650902						
California	06037651001						
California	06037651002						
California	06037651101						
California	06037651102						
California	06037651201						
California	06037651221						
California	06037651222						
California	06037651302						
California	06037651304						
California	06037651401						
California	06037651402						
California	06037670001						
California	06037670002						

AMERICAN OVERSIGHT

State	2012-2016 ACS LIC Tract	Enter "YES" Below to Nominate LIC	2012-2016 Tract Poverty Rate	2012-2016 Tract Median Family Income	2012-2016 State Median Family Income	2012-2016 Core Based Statistical Area (CBSA) Median Family Income	Metro/Non-Metro
California	06037670003						
California	06037670100						
California	06037670201						
California	06037670202						
California	06037670324						
California	06037670326						
California	06037670328						
California	06037670403						
California	06037670405						
California	06037670406						
California	06037670407						
California	06037670411						
California	06037670413						
California	06037670416						
California	06037670500						
California	06037670602						
California	06037670701						
California	06037670702						
California	06037700101						
California	06037700102						
California	06037700200						
California	06037700300						
California	06037700400						
California	06037700501						
California	06037700502						
California	06037700600						
California	06037700700						
California	06037700801						
California	06037700802						
California	06037700901						
California	06037700902						
California	06037701000						
California	06037701100						
California	06037701201						
California	06037701202						
California	06037701302						
California	06037701304						
California	06037701402						
California	06037701501						
California	06037701502						
California	06037701601						
California	06037701602						
California	06037701701						
California	06037701702						
California	06037701801						
California	06037701802						
California	06037701902						
California	06037702002						

AMERICAN OVERSIGHT

State	2012-2016 ACS LIC Tract	Enter "YES" Below to Nominate LIC	2012-2016 Tract Poverty Rate	2012-2016 Tract Median Family Income	2012-2016 State Median Family Income	2012-2016 Core Based Statistical Area (CBSA) Median Family Income	Metro/Non-Metro
California	06037702102						
California	06037702201						
California	06037702202						
California	06037702300						
California	06037702400						
California	06037702501						
California	06037702502						
California	06037702600						
California	06037702700						
California	06037702801						
California	06037702802						
California	06037702803						
California	06037702901						
California	06037703001						
California	06037703002						
California	06037703100						
California	06037703200						
California	06037800101						
California	06037800102						
California	06037800202						
California	06037800203						
California	06037800204						
California	06037800324						
California	06037800325						
California	06037800326						
California	06037800327						
California	06037800328						
California	06037800329						
California	06037800330						
California	06037800331						
California	06037800332						
California	06037800406						
California	06037800408						
California	06037800410						
California	06037800504						
California	06037800506						
California	06037900102						
California	06037900103						
California	06037900104						
California	06037900201						
California	06037900300						
California	06037900501						
California	06037900504						
California	06037900505						
California	06037900506						
California	06037900507						
California	06037900508						
California	06037900602						

AMERICAN OVERSIGHT

State	2012-2016 ACS LIC Tract	Enter "YES" Below to Nominate LIC	2012-2016 Tract Poverty Rate	2012-2016 Tract Median Family Income	2012-2016 State Median Family Income	2012-2016 Core Based Statistical Area (CBSA) Median Family Income	Metro/Non-Metro
California	06037900605						
California	06037900606						
California	06037900607						
California	06037900608						
California	06037900609						
California	06037900701						
California	06037900703						
California	06037900704						
California	06037900705						
California	06037900803						
California	06037900804						
California	06037900805						
California	06037900806						
California	06037900900						
California	06037901003						
California	06037901004						
California	06037901007						
California	06037901008						
California	06037901009						
California	06037901010						
California	06037901011						
California	06037901101						
California	06037901102						
California	06037901205						
California	06037901209						
California	06037901210						
California	06037901213						
California	06037910001						
California	06037910002						
California	06037910101						
California	06037910201						
California	06037910202						
California	06037910205						
California	06037910206						
California	06037910207						
California	06037910208						
California	06037910209						
California	06037910210						
California	06037910301						
California	06037910302						
California	06037910401						
California	06037910402						
California	06037910403						
California	06037910404						
California	06037910501						
California	06037910502						
California	06037910504						
California	06037910505						

AMERICAN OVERSIGHT

State	2012-2016 ACS LIC Tract	Enter "YES" Below to Nominate LIC	2012-2016 Tract Poverty Rate	2012-2016 Tract Median Family Income	2012-2016 State Median Family Income	2012-2016 Core Based Statistical Area (CBSA) Median Family Income	Metro/Non-Metro
California	06037910601						
California	06037910602						
California	06037910603						
California	06037910605						
California	06037910606						
California	06037910705						
California	06037910706						
California	06037910707						
California	06037910709						
California	06037910711						
California	06037910712						
California	06037910713						
California	06037910714						
California	06037910715						
California	06037910716						
California	06037910804						
California	06037910805						
California	06037910807						
California	06037910808						
California	06037910809						
California	06037910810						
California	06037910811						
California	06037910812						
California	06037910813						
California	06037911001						
California	06037920011						
California	06037920012						
California	06037920013						
California	06037920015						
California	06037920016						
California	06037920017						
California	06037920018						
California	06037920020						
California	06037920023						
California	06037920026						
California	06037920028						
California	06037920029						
California	06037920030						
California	06037920031						
California	06037920032						
California	06037920033						
California	06037920034						
California	06037920035						
California	06037920036						
California	06037920037						
California	06037920038						
California	06037920039						
California	06037920040						

AMERICAN OVERSIGHT

State	2012-2016 ACS LIC Tract	Enter "YES" Below to Nominate LIC	2012-2016 Tract Poverty Rate	2012-2016 Tract Median Family Income	2012-2016 State Median Family Income	2012-2016 Core Based Statistical Area (CBSA) Median Family Income	Metro/Non-Metro
California	06037920041						
California	06037920042						
California	06037920043						
California	06037920044						
California	06037920045						
California	06037920102						
California	06037920104						
California	06037920106						
California	06037920107						
California	06037920108						
California	06037920109						
California	06037920110						
California	06037920111						
California	06037920112						
California	06037920114						
California	06037920115						
California	06037920116						
California	06037920118						
California	06037920119						
California	06037920200						
California	06037920303						
California	06037920312						
California	06037920313						
California	06037920314						
California	06037920322						
California	06037920326						
California	06037920328						
California	06037920329						
California	06037920330						
California	06037920331						
California	06037920332						
California	06037920334						
California	06037920336						
California	06037920337						
California	06037920338						
California	06037920339						
California	06037930101						
California	06037930200						
California	06037930301						
California	06037930401						
California	06037980001						
California	06037980002						
California	06037980003						
California	06037980004						
California	06037980005						
California	06037980006						
California	06037980007						
California	06037980008						

AMERICAN OVERSIGHT

State	2012-2016 ACS LIC Tract	Enter "YES" Below to Nominate LIC	2012-2016 Tract Poverty Rate	2012-2016 Tract Median Family Income	2012-2016 State Median Family Income	2012-2016 Core Based Statistical Area (CBSA) Median Family Income	Metro/Non-Metro
California	06037980009						
California	06037980010						
California	06037980013						
California	06037980014						
California	06037980015						
California	06037980018						
California	06037980019						
California	06037980020						
California	06037980021						
California	06037980022						
California	06037980023						
California	06037980024						
California	06037980025						
California	06037980026						
California	06037980028						
California	06037980030						
California	06037980031						
California	06037980033						
California	06037990100						
California	06037990200						
California	06037990300						
California	06039000102						
California	06039000103						
California	06039000104						
California	06039000106						
California	06039000108						
California	06039000109						
California	06039000201						
California	06039000202						
California	06039000300						
California	06039000400						
California	06039000502						
California	06039000503						
California	06039000506						
California	06039000507						
California	06039000508						
California	06039000509						
California	06039000602						
California	06039000603						
California	06039000604						
California	06039000700						
California	06039000800						
California	06039000900						
California	06039001000						
California	06041101100						
California	06041101200						
California	06041102100						
California	06041102202						

AMERICAN OVERSIGHT

State	2012-2016 ACS LIC Tract	Enter "YES" Below to Nominate LIC	2012-2016 Tract Poverty Rate	2012-2016 Tract Median Family Income	2012-2016 State Median Family Income	2012-2016 Core Based Statistical Area (CBSA) Median Family Income	Metro/Non-Metro
California	06041102203						
California	06041103100						
California	06041103200						
California	06041104101						
California	06041104102						
California	06041104200						
California	06041104300						
California	06041105000						
California	06041106001						
California	06041106002						
California	06041107000						
California	06041108100						
California	06041108200						
California	06041109001						
California	06041109002						
California	06041110100						
California	06041110200						
California	06041111000						
California	06041112100						
California	06041112201						
California	06041112202						
California	06041113000						
California	06041114100						
California	06041114200						
California	06041115000						
California	06041116000						
California	06041117000						
California	06041118100						
California	06041119100						
California	06041119201						
California	06041119202						
California	06041120000						
California	06041121100						
California	06041121200						
California	06041122000						
California	06041123000						
California	06041124100						
California	06041124200						
California	06041125000						
California	06041126100						
California	06041126200						
California	06041127000						
California	06041128100						
California	06041128200						
California	06041129000						
California	06041130201						
California	06041130202						
California	06041131100						

AMERICAN OVERSIGHT

State	2012-2016 ACS LIC Tract	Enter "YES" Below to Nominate LIC	2012-2016 Tract Poverty Rate	2012-2016 Tract Median Family Income	2012-2016 State Median Family Income	2012-2016 Core Based Statistical Area (CBSA) Median Family Income	Metro/Non-Metro
California	06041132100						
California	06041132200						
California	06041133000						
California	06041990100						
California	06043000101						
California	06043000102						
California	06043000200						
California	06043000301						
California	06043000302						
California	06043000400						
California	06045010100						
California	06045010200						
California	06045010300						
California	06045010400						
California	06045010500						
California	06045010600						
California	06045010700						
California	06045010801						
California	06045010802						
California	06045010900						
California	06045011001						
California	06045011002						
California	06045011102						
California	06045011200						
California	06045011300						
California	06045011400						
California	06045011500						
California	06045011600						
California	06045011700						
California	06045011800						
California	06045990100						
California	06047000201						
California	06047000202						
California	06047000203						
California	06047000301						
California	06047000303						
California	06047000304						
California	06047000401						
California	06047000402						
California	06047000503						
California	06047000504						
California	06047000505						
California	06047000601						
California	06047000602						
California	06047000603						
California	06047000701						
California	06047000702						
California	06047000801						

AMERICAN OVERSIGHT

State	2012-2016 ACS LIC Tract	Enter "YES" Below to Nominate LIC	2012-2016 Tract Poverty Rate	2012-2016 Tract Median Family Income	2012-2016 State Median Family Income	2012-2016 Core Based Statistical Area (CBSA) Median Family Income	Metro/Non-Metro
California	06047000802						
California	06047000901						
California	06047000902						
California	06047001002						
California	06047001003						
California	06047001004						
California	06047001005						
California	06047001101						
California	06047001200						
California	06047001301						
California	06047001302						
California	06047001401						
California	06047001402						
California	06047001501						
California	06047001502						
California	06047001503						
California	06047001601						
California	06047001602						
California	06047001700						
California	06047001801						
California	06047001901						
California	06047001902						
California	06047002000						
California	06047002100						
California	06047002201						
California	06047002202						
California	06047002301						
California	06047002302						
California	06047002401						
California	06047002402						
California	06047002500						
California	06047002600						
California	06049000100						
California	06049000200						
California	06049000300						
California	06049000400						
California	06051000101						
California	06051000102						
California	06051000200						
California	06053000101						
California	06053000102						
California	06053000103						
California	06053000104						
California	06053000200						
California	06053000300						
California	06053000400						
California	06053000501						
California	06053000502						

AMERICAN OVERSIGHT

State	2012-2016 ACS LIC Tract	Enter "YES" Below to Nominate LIC	2012-2016 Tract Poverty Rate	2012-2016 Tract Median Family Income	2012-2016 State Median Family Income	2012-2016 Core Based Statistical Area (CBSA) Median Family Income	Metro/Non-Metro
California	06053000600						
California	06053000701						
California	06053000702						
California	06053000800						
California	06053000900						
California	06053001200						
California	06053001300						
California	06053001400						
California	06053001500						
California	06053001600						
California	06053001700						
California	06053001801						
California	06053001802						
California	06053010101						
California	06053010102						
California	06053010202						
California	06053010305						
California	06053010306						
California	06053010400						
California	06053010501						
California	06053010504						
California	06053010505						
California	06053010506						
California	06053010603						
California	06053010604						
California	06053010605						
California	06053010606						
California	06053010607						
California	06053010608						
California	06053010701						
California	06053010702						
California	06053010804						
California	06053010900						
California	06053011000						
California	06053011101						
California	06053011102						
California	06053011202						
California	06053011203						
California	06053011204						
California	06053011302						
California	06053011303						
California	06053011304						
California	06053011400						
California	06053011502						
California	06053011602						
California	06053011604						
California	06053011700						
California	06053011801						

AMERICAN OVERSIGHT

State	2012-2016 ACS LIC Tract	Enter "YES" Below to Nominate LIC	2012-2016 Tract Poverty Rate	2012-2016 Tract Median Family Income	2012-2016 State Median Family Income	2012-2016 Core Based Statistical Area (CBSA) Median Family Income	Metro/Non-Metro
California	06053011802						
California	06053011900						
California	06053012000						
California	06053012100						
California	06053012200						
California	06053012302						
California	06053012401						
California	06053012402						
California	06053012502						
California	06053012600						
California	06053012700						
California	06053012800						
California	06053013000						
California	06053013100						
California	06053013200						
California	06053013300						
California	06053013400						
California	06053013500						
California	06053013600						
California	06053013700						
California	06053013800						
California	06053013900						
California	06053014000						
California	06053014102						
California	06053014104						
California	06053014105						
California	06053014107						
California	06053014201						
California	06053014202						
California	06053014301						
California	06053014302						
California	06053014500						
California	06053014601						
California	06053014700						
California	06053014800						
California	06053980000						
California	06053990000						
California	06055200201						
California	06055200202						
California	06055200203						
California	06055200301						
California	06055200302						
California	06055200400						
California	06055200501						
California	06055200503						
California	06055200504						
California	06055200505						
California	06055200601						

AMERICAN OVERSIGHT

State	2012-2016 ACS LIC Tract	Enter "YES" Below to Nominate LIC	2012-2016 Tract Poverty Rate	2012-2016 Tract Median Family Income	2012-2016 State Median Family Income	2012-2016 Core Based Statistical Area (CBSA) Median Family Income	Metro/Non-Metro
California	06055200602						
California	06055200703						
California	06055200704						
California	06055200705						
California	06055200706						
California	06055200707						
California	06055200802						
California	06055200803						
California	06055200804						
California	06055200900						
California	06055201003						
California	06055201004						
California	06055201005						
California	06055201006						
California	06055201007						
California	06055201101						
California	06055201102						
California	06055201200						
California	06055201300						
California	06055201401						
California	06055201402						
California	06055201403						
California	06055201500						
California	06055201601						
California	06055201602						
California	06055201700						
California	06055201800						
California	06055201900						
California	06055202000						
California	06057000102						
California	06057000103						
California	06057000104						
California	06057000105						
California	06057000200						
California	06057000300						
California	06057000401						
California	06057000402						
California	06057000501						
California	06057000502						
California	06057000600						
California	06057000701						
California	06057000702						
California	06057000801						
California	06057000802						
California	06057000900						
California	06057001203						
California	06057001204						
California	06057001205						

AMERICAN OVERSIGHT

State	2012-2016 ACS LIC Tract	Enter "YES" Below to Nominate LIC	2012-2016 Tract Poverty Rate	2012-2016 Tract Median Family Income	2012-2016 State Median Family Income	2012-2016 Core Based Statistical Area (CBSA) Median Family Income	Metro/Non-Metro
California	06057001206						
California	06059001101						
California	06059001102						
California	06059001103						
California	06059001201						
California	06059001202						
California	06059001301						
California	06059001303						
California	06059001304						
California	06059001401						
California	06059001402						
California	06059001403						
California	06059001404						
California	06059001501						
California	06059001503						
California	06059001504						
California	06059001505						
California	06059001506						
California	06059001507						
California	06059001601						
California	06059001602						
California	06059001704						
California	06059001705						
California	06059001706						
California	06059001707						
California	06059001708						
California	06059001801						
California	06059001802						
California	06059001901						
California	06059001902						
California	06059001903						
California	06059011000						
California	06059011101						
California	06059011102						
California	06059011200						
California	06059011300						
California	06059011401						
California	06059011402						
California	06059011403						
California	06059011502						
California	06059011503						
California	06059011504						
California	06059011601						
California	06059011602						
California	06059011707						
California	06059011708						
California	06059011709						
California	06059011710						

AMERICAN OVERSIGHT

State	2012-2016 ACS LIC Tract	Enter "YES" Below to Nominate LIC	2012-2016 Tract Poverty Rate	2012-2016 Tract Median Family Income	2012-2016 State Median Family Income	2012-2016 Core Based Statistical Area (CBSA) Median Family Income	Metro/Non-Metro
California	06059011711						
California	06059011712						
California	06059011714						
California	06059011715						
California	06059011716						
California	06059011717						
California	06059011718						
California	06059011720						
California	06059011721						
California	06059011722						
California	06059021802						
California	06059021807						
California	06059021809						
California	06059021810						
California	06059021812						
California	06059021813						
California	06059021814						
California	06059021815						
California	06059021816						
California	06059021817						
California	06059021820						
California	06059021821						
California	06059021822						
California	06059021823						
California	06059021824						
California	06059021825						
California	06059021826						
California	06059021827						
California	06059021828						
California	06059021829						
California	06059021830						
California	06059021903						
California	06059021905						
California	06059021912						
California	06059021913						
California	06059021914						
California	06059021915						
California	06059021916						
California	06059021917						
California	06059021918						
California	06059021919						
California	06059021920						
California	06059021921						
California	06059021922						
California	06059021923						
California	06059021924						
California	06059032002						
California	06059032003						

AMERICAN OVERSIGHT

State	2012-2016 ACS LIC Tract	Enter "YES" Below to Nominate LIC	2012-2016 Tract Poverty Rate	2012-2016 Tract Median Family Income	2012-2016 State Median Family Income	2012-2016 Core Based Statistical Area (CBSA) Median Family Income	Metro/Non-Metro
California	06059032011						
California	06059032012						
California	06059032013						
California	06059032014						
California	06059032015						
California	06059032020						
California	06059032022						
California	06059032023						
California	06059032027						
California	06059032028						
California	06059032029						
California	06059032030						
California	06059032031						
California	06059032032						
California	06059032033						
California	06059032034						
California	06059032035						
California	06059032036						
California	06059032037						
California	06059032038						
California	06059032039						
California	06059032040						
California	06059032041						
California	06059032042						
California	06059032043						
California	06059032044						
California	06059032045						
California	06059032046						
California	06059032047						
California	06059032048						
California	06059032049						
California	06059032050						
California	06059032051						
California	06059032053						
California	06059032054						
California	06059032055						
California	06059032056						
California	06059032057						
California	06059032058						
California	06059032059						
California	06059032061						
California	06059042103						
California	06059042106						
California	06059042107						
California	06059042108						
California	06059042109						
California	06059042111						
California	06059042112						

AMERICAN OVERSIGHT

State	2012-2016 ACS LIC Tract	Enter "YES" Below to Nominate LIC	2012-2016 Tract Poverty Rate	2012-2016 Tract Median Family Income	2012-2016 State Median Family Income	2012-2016 Core Based Statistical Area (CBSA) Median Family Income	Metro/Non-Metro
California	06059042113						
California	06059042114						
California	06059042201						
California	06059042203						
California	06059042205						
California	06059042206						
California	06059042305						
California	06059042307						
California	06059042310						
California	06059042311						
California	06059042312						
California	06059042313						
California	06059042315						
California	06059042317						
California	06059042319						
California	06059042320						
California	06059042323						
California	06059042324						
California	06059042325						
California	06059042326						
California	06059042327						
California	06059042328						
California	06059042329						
California	06059042330						
California	06059042331						
California	06059042332						
California	06059042333						
California	06059042334						
California	06059042335						
California	06059042336						
California	06059042337						
California	06059042338						
California	06059042339						
California	06059052404						
California	06059052408						
California	06059052410						
California	06059052411						
California	06059052415						
California	06059052416						
California	06059052417						
California	06059052418						
California	06059052419						
California	06059052420						
California	06059052421						
California	06059052422						
California	06059052423						
California	06059052424						
California	06059052425						

AMERICAN OVERSIGHT

State	2012-2016 ACS LIC Tract	Enter "YES" Below to Nominate LIC	2012-2016 Tract Poverty Rate	2012-2016 Tract Median Family Income	2012-2016 State Median Family Income	2012-2016 Core Based Statistical Area (CBSA) Median Family Income	Metro/Non-Metro
California	06059052426						
California	06059052427						
California	06059052428						
California	06059052502						
California	06059052505						
California	06059052506						
California	06059052511						
California	06059052513						
California	06059052514						
California	06059052515						
California	06059052517						
California	06059052518						
California	06059052519						
California	06059052520						
California	06059052521						
California	06059052522						
California	06059052523						
California	06059052524						
California	06059052525						
California	06059052526						
California	06059052527						
California	06059052528						
California	06059062604						
California	06059062605						
California	06059062610						
California	06059062611						
California	06059062612						
California	06059062614						
California	06059062619						
California	06059062620						
California	06059062621						
California	06059062622						
California	06059062625						
California	06059062626						
California	06059062627						
California	06059062628						
California	06059062629						
California	06059062630						
California	06059062631						
California	06059062632						
California	06059062633						
California	06059062634						
California	06059062635						
California	06059062636						
California	06059062637						
California	06059062638						
California	06059062639						
California	06059062640						

AMERICAN OVERSIGHT

State	2012-2016 ACS LIC Tract	Enter "YES" Below to Nominate LIC	2012-2016 Tract Poverty Rate	2012-2016 Tract Median Family Income	2012-2016 State Median Family Income	2012-2016 Core Based Statistical Area (CBSA) Median Family Income	Metro/Non-Metro
California	06059062641						
California	06059062642						
California	06059062643						
California	06059062644						
California	06059062645						
California	06059062646						
California	06059062647						
California	06059062648						
California	06059062649						
California	06059062701						
California	06059062702						
California	06059062800						
California	06059062900						
California	06059063004						
California	06059063005						
California	06059063006						
California	06059063007						
California	06059063008						
California	06059063009						
California	06059063010						
California	06059063101						
California	06059063102						
California	06059063103						
California	06059063201						
California	06059063202						
California	06059063301						
California	06059063302						
California	06059063400						
California	06059063500						
California	06059063601						
California	06059063603						
California	06059063604						
California	06059063605						
California	06059063701						
California	06059063702						
California	06059063802						
California	06059063803						
California	06059063805						
California	06059063806						
California	06059063807						
California	06059063808						
California	06059063902						
California	06059063903						
California	06059063904						
California	06059063905						
California	06059063906						
California	06059063907						
California	06059063908						

AMERICAN OVERSIGHT

State	2012-2016 ACS LIC Tract	Enter "YES" Below to Nominate LIC	2012-2016 Tract Poverty Rate	2012-2016 Tract Median Family Income	2012-2016 State Median Family Income	2012-2016 Core Based Statistical Area (CBSA) Median Family Income	Metro/Non-Metro
California	06059074003						
California	06059074004						
California	06059074005						
California	06059074006						
California	06059074102						
California	06059074103						
California	06059074106						
California	06059074107						
California	06059074108						
California	06059074109						
California	06059074110						
California	06059074111						
California	06059074200						
California	06059074300						
California	06059074403						
California	06059074405						
California	06059074406						
California	06059074407						
California	06059074408						
California	06059074501						
California	06059074502						
California	06059074601						
California	06059074602						
California	06059074701						
California	06059074702						
California	06059074801						
California	06059074802						
California	06059074803						
California	06059074805						
California	06059074806						
California	06059074901						
California	06059074902						
California	06059075002						
California	06059075003						
California	06059075004						
California	06059075100						
California	06059075201						
California	06059075202						
California	06059075301						
California	06059075302						
California	06059075303						
California	06059075401						
California	06059075403						
California	06059075404						
California	06059075405						
California	06059075504						
California	06059075505						
California	06059075506						

AMERICAN OVERSIGHT

State	2012-2016 ACS LIC Tract	Enter "YES" Below to Nominate LIC	2012-2016 Tract Poverty Rate	2012-2016 Tract Median Family Income	2012-2016 State Median Family Income	2012-2016 Core Based Statistical Area (CBSA) Median Family Income	Metro/Non-Metro
California	06059075507						
California	06059075512						
California	06059075513						
California	06059075514						
California	06059075515						
California	06059075603						
California	06059075604						
California	06059075605						
California	06059075606						
California	06059075607						
California	06059075701						
California	06059075702						
California	06059075703						
California	06059075805						
California	06059075806						
California	06059075807						
California	06059075808						
California	06059075809						
California	06059075810						
California	06059075811						
California	06059075812						
California	06059075813						
California	06059075814						
California	06059075815						
California	06059075816						
California	06059075901						
California	06059075902						
California	06059076000						
California	06059076101						
California	06059076102						
California	06059076103						
California	06059076201						
California	06059076202						
California	06059076204						
California	06059076205						
California	06059076206						
California	06059076208						
California	06059086301						
California	06059086303						
California	06059086304						
California	06059086305						
California	06059086306						
California	06059086402						
California	06059086404						
California	06059086405						
California	06059086406						
California	06059086407						
California	06059086501						

AMERICAN OVERSIGHT

State	2012-2016 ACS LIC Tract	Enter "YES" Below to Nominate LIC	2012-2016 Tract Poverty Rate	2012-2016 Tract Median Family Income	2012-2016 State Median Family Income	2012-2016 Core Based Statistical Area (CBSA) Median Family Income	Metro/Non-Metro
California	06059086502						
California	06059086601						
California	06059086602						
California	06059086701						
California	06059086702						
California	06059086801						
California	06059086802						
California	06059086803						
California	06059086901						
California	06059086902						
California	06059086903						
California	06059087001						
California	06059087002						
California	06059087101						
California	06059087102						
California	06059087103						
California	06059087105						
California	06059087106						
California	06059087200						
California	06059087300						
California	06059087401						
California	06059087403						
California	06059087404						
California	06059087405						
California	06059087503						
California	06059087504						
California	06059087505						
California	06059087601						
California	06059087602						
California	06059087701						
California	06059087703						
California	06059087704						
California	06059087801						
California	06059087802						
California	06059087803						
California	06059087805						
California	06059087806						
California	06059087901						
California	06059087902						
California	06059088001						
California	06059088002						
California	06059088101						
California	06059088104						
California	06059088105						
California	06059088106						
California	06059088107						
California	06059088201						
California	06059088202						

AMERICAN OVERSIGHT

State	2012-2016 ACS LIC Tract	Enter "YES" Below to Nominate LIC	2012-2016 Tract Poverty Rate	2012-2016 Tract Median Family Income	2012-2016 State Median Family Income	2012-2016 Core Based Statistical Area (CBSA) Median Family Income	Metro/Non-Metro
California	06059088203						
California	06059088301						
California	06059088302						
California	06059088401						
California	06059088402						
California	06059088403						
California	06059088501						
California	06059088502						
California	06059088601						
California	06059088602						
California	06059088701						
California	06059088702						
California	06059088801						
California	06059088802						
California	06059088901						
California	06059088902						
California	06059088903						
California	06059088904						
California	06059088905						
California	06059089001						
California	06059089003						
California	06059089004						
California	06059089102						
California	06059089104						
California	06059089105						
California	06059089106						
California	06059089107						
California	06059099202						
California	06059099203						
California	06059099204						
California	06059099212						
California	06059099214						
California	06059099215						
California	06059099216						
California	06059099217						
California	06059099220						
California	06059099222						
California	06059099223						
California	06059099224						
California	06059099225						
California	06059099226						
California	06059099227						
California	06059099229						
California	06059099230						
California	06059099231						
California	06059099232						
California	06059099233						
California	06059099234						

AMERICAN OVERSIGHT

State	2012-2016 ACS LIC Tract	Enter "YES" Below to Nominate LIC	2012-2016 Tract Poverty Rate	2012-2016 Tract Median Family Income	2012-2016 State Median Family Income	2012-2016 Core Based Statistical Area (CBSA) Median Family Income	Metro/Non-Metro
California	06059099235						
California	06059099237						
California	06059099238						
California	06059099239						
California	06059099240						
California	06059099241						
California	06059099242						
California	06059099243						
California	06059099244						
California	06059099245						
California	06059099246						
California	06059099247						
California	06059099248						
California	06059099249						
California	06059099250						
California	06059099251						
California	06059099305						
California	06059099306						
California	06059099307						
California	06059099308						
California	06059099309						
California	06059099310						
California	06059099311						
California	06059099402						
California	06059099404						
California	06059099405						
California	06059099406						
California	06059099407						
California	06059099408						
California	06059099410						
California	06059099411						
California	06059099412						
California	06059099413						
California	06059099415						
California	06059099416						
California	06059099417						
California	06059099502						
California	06059099504						
California	06059099506						
California	06059099508						
California	06059099509						
California	06059099510						
California	06059099511						
California	06059099512						
California	06059099513						
California	06059099514						
California	06059099601						
California	06059099602						

AMERICAN OVERSIGHT

State	2012-2016 ACS LIC Tract	Enter "YES" Below to Nominate LIC	2012-2016 Tract Poverty Rate	2012-2016 Tract Median Family Income	2012-2016 State Median Family Income	2012-2016 Core Based Statistical Area (CBSA) Median Family Income	Metro/Non-Metro
California	06059099603						
California	06059099604						
California	06059099605						
California	06059099701						
California	06059099702						
California	06059099703						
California	06059099801						
California	06059099802						
California	06059099803						
California	06059099902						
California	06059099903						
California	06059099904						
California	06059099905						
California	06059099906						
California	06059110001						
California	06059110003						
California	06059110004						
California	06059110005						
California	06059110006						
California	06059110007						
California	06059110008						
California	06059110010						
California	06059110011						
California	06059110012						
California	06059110014						
California	06059110015						
California	06059110102						
California	06059110104						
California	06059110106						
California	06059110108						
California	06059110109						
California	06059110110						
California	06059110111						
California	06059110113						
California	06059110114						
California	06059110115						
California	06059110116						
California	06059110117						
California	06059110118						
California	06059110201						
California	06059110202						
California	06059110203						
California	06059110301						
California	06059110302						
California	06059110303						
California	06059110304						
California	06059110401						
California	06059110402						

AMERICAN OVERSIGHT

State	2012-2016 ACS LIC Tract	Enter "YES" Below to Nominate LIC	2012-2016 Tract Poverty Rate	2012-2016 Tract Median Family Income	2012-2016 State Median Family Income	2012-2016 Core Based Statistical Area (CBSA) Median Family Income	Metro/Non-Metro
California	06059110500						
California	06059110603						
California	06059110604						
California	06059110605						
California	06059110606						
California	06059110607						
California	06059980000						
California	06059990100						
California	06061020104						
California	06061020105						
California	06061020106						
California	06061020107						
California	06061020200						
California	06061020300						
California	06061020401						
California	06061020402						
California	06061020501						
California	06061020502						
California	06061020601						
California	06061020602						
California	06061020604						
California	06061020605						
California	06061020606						
California	06061020710						
California	06061020711						
California	06061020712						
California	06061020713						
California	06061020714						
California	06061020715						
California	06061020717						
California	06061020805						
California	06061020806						
California	06061020901						
California	06061020908						
California	06061021003						
California	06061021034						
California	06061021035						
California	06061021037						
California	06061021038						
California	06061021039						
California	06061021040						
California	06061021043						
California	06061021044						
California	06061021045						
California	06061021046						
California	06061021103						
California	06061021106						
California	06061021108						

AMERICAN OVERSIGHT

State	2012-2016 ACS LIC Tract	Enter "YES" Below to Nominate LIC	2012-2016 Tract Poverty Rate	2012-2016 Tract Median Family Income	2012-2016 State Median Family Income	2012-2016 Core Based Statistical Area (CBSA) Median Family Income	Metro/Non-Metro
California	06061021109						
California	06061021122						
California	06061021123						
California	06061021128						
California	06061021129						
California	06061021130						
California	06061021131						
California	06061021203						
California	06061021204						
California	06061021304						
California	06061021309						
California	06061021322						
California	06061021401						
California	06061021403						
California	06061021501						
California	06061021502						
California	06061021603						
California	06061021604						
California	06061021801						
California	06061021802						
California	06061021901						
California	06061021902						
California	06061022002						
California	06061022011						
California	06061022013						
California	06061022014						
California	06061022100						
California	06061022200						
California	06061022300						
California	06061022400						
California	06061022500						
California	06061022600						
California	06061022800						
California	06061022900						
California	06061023000						
California	06061023100						
California	06061023200						
California	06061023300						
California	06061023400						
California	06061023500						
California	06061023600						
California	06061023700						
California	06061023800						
California	06061023900						
California	06061990000						
California	06063000100						
California	06063000201						
California	06063000202						

AMERICAN OVERSIGHT

State	2012-2016 ACS LIC Tract	Enter "YES" Below to Nominate LIC	2012-2016 Tract Poverty Rate	2012-2016 Tract Median Family Income	2012-2016 State Median Family Income	2012-2016 Core Based Statistical Area (CBSA) Median Family Income	Metro/Non-Metro
California	06063000300						
California	06063000400						
California	06063000501						
California	06063000502						
California	06065030101						
California	06065030103						
California	06065030104						
California	06065030200						
California	06065030300						
California	06065030400						
California	06065030501						
California	06065030502						
California	06065030503						
California	06065030601						
California	06065030602						
California	06065030603						
California	06065030700						
California	06065030800						
California	06065030900						
California	06065031001						
California	06065031002						
California	06065031100						
California	06065031200						
California	06065031300						
California	06065031401						
California	06065031402						
California	06065031501						
California	06065031502						
California	06065031601						
California	06065031602						
California	06065031701						
California	06065031702						
California	06065031703						
California	06065031704						
California	06065040101						
California	06065040102						
California	06065040201						
California	06065040202						
California	06065040203						
California	06065040204						
California	06065040301						
California	06065040302						
California	06065040303						
California	06065040402						
California	06065040403						
California	06065040404						
California	06065040405						
California	06065040501						

AMERICAN OVERSIGHT

State	2012-2016 ACS LIC Tract	Enter "YES" Below to Nominate LIC	2012-2016 Tract Poverty Rate	2012-2016 Tract Median Family Income	2012-2016 State Median Family Income	2012-2016 Core Based Statistical Area (CBSA) Median Family Income	Metro/Non-Metro
California	06065040502						
California	06065040503						
California	06065040603						
California	06065040604						
California	06065040605						
California	06065040606						
California	06065040607						
California	06065040609						
California	06065040611						
California	06065040613						
California	06065040615						
California	06065040616						
California	06065040701						
California	06065040702						
California	06065040703						
California	06065040806						
California	06065040807						
California	06065040808						
California	06065040809						
California	06065040812						
California	06065040813						
California	06065040814						
California	06065040815						
California	06065040816						
California	06065040821						
California	06065040901						
California	06065040902						
California	06065040903						
California	06065040904						
California	06065041001						
California	06065041002						
California	06065041003						
California	06065041004						
California	06065041101						
California	06065041102						
California	06065041201						
California	06065041202						
California	06065041203						
California	06065041301						
California	06065041302						
California	06065041403						
California	06065041404						
California	06065041405						
California	06065041406						
California	06065041407						
California	06065041408						
California	06065041409						
California	06065041410						

AMERICAN OVERSIGHT

State	2012-2016 ACS LIC Tract	Enter "YES" Below to Nominate LIC	2012-2016 Tract Poverty Rate	2012-2016 Tract Median Family Income	2012-2016 State Median Family Income	2012-2016 Core Based Statistical Area (CBSA) Median Family Income	Metro/Non-Metro
California	06065041411						
California	06065041412						
California	06065041500						
California	06065041600						
California	06065041702						
California	06065041703						
California	06065041704						
California	06065041803						
California	06065041804						
California	06065041805						
California	06065041806						
California	06065041807						
California	06065041808						
California	06065041809						
California	06065041810						
California	06065041812						
California	06065041813						
California	06065041904						
California	06065041905						
California	06065041906						
California	06065041909						
California	06065041910						
California	06065041911						
California	06065041912						
California	06065041913						
California	06065042003						
California	06065042004						
California	06065042005						
California	06065042007						
California	06065042008						
California	06065042009						
California	06065042010						
California	06065042012						
California	06065042013						
California	06065042014						
California	06065042206						
California	06065042207						
California	06065042208						
California	06065042209						
California	06065042210						
California	06065042212						
California	06065042213						
California	06065042214						
California	06065042217						
California	06065042300						
California	06065042401						
California	06065042402						
California	06065042403						

AMERICAN OVERSIGHT

State	2012-2016 ACS LIC Tract	Enter "YES" Below to Nominate LIC	2012-2016 Tract Poverty Rate	2012-2016 Tract Median Family Income	2012-2016 State Median Family Income	2012-2016 Core Based Statistical Area (CBSA) Median Family Income	Metro/Non-Metro
California	06065042404						
California	06065042405						
California	06065042406						
California	06065042407						
California	06065042408						
California	06065042409						
California	06065042410						
California	06065042411						
California	06065042412						
California	06065042505						
California	06065042506						
California	06065042507						
California	06065042508						
California	06065042509						
California	06065042510						
California	06065042511						
California	06065042512						
California	06065042513						
California	06065042514						
California	06065042515						
California	06065042516						
California	06065042517						
California	06065042518						
California	06065042519						
California	06065042520						
California	06065042521						
California	06065042617						
California	06065042618						
California	06065042619						
California	06065042620						
California	06065042621						
California	06065042622						
California	06065042623						
California	06065042624						
California	06065042706						
California	06065042708						
California	06065042709						
California	06065042711						
California	06065042714						
California	06065042715						
California	06065042716						
California	06065042717						
California	06065042719						
California	06065042720						
California	06065042723						
California	06065042724						
California	06065042726						
California	06065042728						

AMERICAN OVERSIGHT

State	2012-2016 ACS LIC Tract	Enter "YES" Below to Nominate LIC	2012-2016 Tract Poverty Rate	2012-2016 Tract Median Family Income	2012-2016 State Median Family Income	2012-2016 Core Based Statistical Area (CBSA) Median Family Income	Metro/Non-Metro
California	06065042729						
California	06065042730						
California	06065042731						
California	06065042732						
California	06065042733						
California	06065042737						
California	06065042738						
California	06065042739						
California	06065042740						
California	06065042741						
California	06065042742						
California	06065042743						
California	06065042744						
California	06065042745						
California	06065042800						
California	06065042901						
California	06065042902						
California	06065042903						
California	06065042904						
California	06065043001						
California	06065043003						
California	06065043005						
California	06065043006						
California	06065043007						
California	06065043008						
California	06065043009						
California	06065043010						
California	06065043206						
California	06065043211						
California	06065043216						
California	06065043217						
California	06065043218						
California	06065043220						
California	06065043222						
California	06065043227						
California	06065043228						
California	06065043229						
California	06065043235						
California	06065043239						
California	06065043240						
California	06065043242						
California	06065043244						
California	06065043246						
California	06065043247						
California	06065043248						
California	06065043250						
California	06065043252						
California	06065043254						

AMERICAN OVERSIGHT

State	2012-2016 ACS LIC Tract	Enter "YES" Below to Nominate LIC	2012-2016 Tract Poverty Rate	2012-2016 Tract Median Family Income	2012-2016 State Median Family Income	2012-2016 Core Based Statistical Area (CBSA) Median Family Income	Metro/Non-Metro
California	06065043256						
California	06065043257						
California	06065043262						
California	06065043264						
California	06065043265						
California	06065043266						
California	06065043267						
California	06065043270						
California	06065043271						
California	06065043272						
California	06065043274						
California	06065043276						
California	06065043278						
California	06065043279						
California	06065043291						
California	06065043304						
California	06065043306						
California	06065043307						
California	06065043308						
California	06065043309						
California	06065043310						
California	06065043311						
California	06065043312						
California	06065043313						
California	06065043314						
California	06065043315						
California	06065043316						
California	06065043317						
California	06065043401						
California	06065043403						
California	06065043404						
California	06065043405						
California	06065043503						
California	06065043504						
California	06065043505						
California	06065043506						
California	06065043507						
California	06065043508						
California	06065043509						
California	06065043512						
California	06065043513						
California	06065043517						
California	06065043601						
California	06065043602						
California	06065043701						
California	06065043702						
California	06065043703						
California	06065043802						

AMERICAN OVERSIGHT

State	2012-2016 ACS LIC Tract	Enter "YES" Below to Nominate LIC	2012-2016 Tract Poverty Rate	2012-2016 Tract Median Family Income	2012-2016 State Median Family Income	2012-2016 Core Based Statistical Area (CBSA) Median Family Income	Metro/Non-Metro
California	06065043807						
California	06065043809						
California	06065043810						
California	06065043811						
California	06065043812						
California	06065043813						
California	06065043814						
California	06065043818						
California	06065043820						
California	06065043821						
California	06065043822						
California	06065043823						
California	06065043900						
California	06065044000						
California	06065044101						
California	06065044102						
California	06065044103						
California	06065044104						
California	06065044200						
California	06065044300						
California	06065044402						
California	06065044403						
California	06065044404						
California	06065044405						
California	06065044505						
California	06065044507						
California	06065044509						
California	06065044510						
California	06065044515						
California	06065044516						
California	06065044517						
California	06065044518						
California	06065044520						
California	06065044521						
California	06065044522						
California	06065044602						
California	06065044604						
California	06065044605						
California	06065044606						
California	06065044701						
California	06065044702						
California	06065044804						
California	06065044805						
California	06065044806						
California	06065044807						
California	06065044904						
California	06065044907						
California	06065044911						

AMERICAN OVERSIGHT

State	2012-2016 ACS LIC Tract	Enter "YES" Below to Nominate LIC	2012-2016 Tract Poverty Rate	2012-2016 Tract Median Family Income	2012-2016 State Median Family Income	2012-2016 Core Based Statistical Area (CBSA) Median Family Income	Metro/Non-Metro
California	06065044915						
California	06065044916						
California	06065044917						
California	06065044918						
California	06065044919						
California	06065044921						
California	06065044922						
California	06065044923						
California	06065044924						
California	06065044925						
California	06065044926						
California	06065044927						
California	06065044928						
California	06065044929						
California	06065044930						
California	06065044931						
California	06065044932						
California	06065045000						
California	06065045103						
California	06065045108						
California	06065045109						
California	06065045110						
California	06065045114						
California	06065045115						
California	06065045116						
California	06065045117						
California	06065045118						
California	06065045119						
California	06065045120						
California	06065045121						
California	06065045122						
California	06065045123						
California	06065045124						
California	06065045125						
California	06065045207						
California	06065045209						
California	06065045212						
California	06065045213						
California	06065045214						
California	06065045215						
California	06065045216						
California	06065045217						
California	06065045222						
California	06065045224						
California	06065045226						
California	06065045228						
California	06065045233						
California	06065045302						

AMERICAN OVERSIGHT

State	2012-2016 ACS LIC Tract	Enter "YES" Below to Nominate LIC	2012-2016 Tract Poverty Rate	2012-2016 Tract Median Family Income	2012-2016 State Median Family Income	2012-2016 Core Based Statistical Area (CBSA) Median Family Income	Metro/Non-Metro
California	06065045303						
California	06065045304						
California	06065045501						
California	06065045502						
California	06065045604						
California	06065045605						
California	06065045606						
California	06065045608						
California	06065045609						
California	06065045703						
California	06065045704						
California	06065045705						
California	06065045706						
California	06065045707						
California	06065045900						
California	06065046101						
California	06065046102						
California	06065046103						
California	06065046200						
California	06065046401						
California	06065046402						
California	06065046403						
California	06065046404						
California	06065046405						
California	06065046500						
California	06065046601						
California	06065046602						
California	06065046700						
California	06065046800						
California	06065046900						
California	06065047000						
California	06065047201						
California	06065047202						
California	06065047900						
California	06065048100						
California	06065048200						
California	06065048300						
California	06065048700						
California	06065048800						
California	06065048901						
California	06065048902						
California	06065049000						
California	06065049100						
California	06065049400						
California	06065049500						
California	06065049600						
California	06065049700						
California	06065049800						

AMERICAN OVERSIGHT

State	2012-2016 ACS LIC Tract	Enter "YES" Below to Nominate LIC	2012-2016 Tract Poverty Rate	2012-2016 Tract Median Family Income	2012-2016 State Median Family Income	2012-2016 Core Based Statistical Area (CBSA) Median Family Income	Metro/Non-Metro
California	06065050300						
California	06065050400						
California	06065050500						
California	06065050600						
California	06065050700						
California	06065050900						
California	06065051100						
California	06065051200						
California	06065051300						
California	06065051400						
California	06065940100						
California	06065940400						
California	06065940500						
California	06065940600						
California	06065940700						
California	06065940800						
California	06065940900						
California	06065941000						
California	06065941100						
California	06065941200						
California	06065941300						
California	06065941400						
California	06065941500						
California	06065980004						
California	06065981000						
California	06067000100						
California	06067000200						
California	06067000300						
California	06067000400						
California	06067000500						
California	06067000600						
California	06067000700						
California	06067000800						
California	06067001101						
California	06067001200						
California	06067001300						
California	06067001400						
California	06067001500						
California	06067001600						
California	06067001700						
California	06067001800						
California	06067001900						
California	06067002000						
California	06067002100						
California	06067002200						
California	06067002300						
California	06067002400						
California	06067002500						

AMERICAN OVERSIGHT

State	2012-2016 ACS LIC Tract	Enter "YES" Below to Nominate LIC	2012-2016 Tract Poverty Rate	2012-2016 Tract Median Family Income	2012-2016 State Median Family Income	2012-2016 Core Based Statistical Area (CBSA) Median Family Income	Metro/Non-Metro
California	06067002600						
California	06067002700						
California	06067002800						
California	06067002900						
California	06067003000						
California	06067003101						
California	06067003102						
California	06067003202						
California	06067003203						
California	06067003204						
California	06067003300						
California	06067003400						
California	06067003501						
California	06067003502						
California	06067003600						
California	06067003700						
California	06067003800						
California	06067003900						
California	06067004001						
California	06067004004						
California	06067004005						
California	06067004006						
California	06067004008						
California	06067004009						
California	06067004010						
California	06067004011						
California	06067004012						
California	06067004100						
California	06067004201						
California	06067004202						
California	06067004203						
California	06067004300						
California	06067004401						
California	06067004402						
California	06067004501						
California	06067004502						
California	06067004601						
California	06067004602						
California	06067004701						
California	06067004702						
California	06067004801						
California	06067004802						
California	06067004903						
California	06067004904						
California	06067004905						
California	06067004906						
California	06067005001						
California	06067005002						

AMERICAN OVERSIGHT

State	2012-2016 ACS LIC Tract	Enter "YES" Below to Nominate LIC	2012-2016 Tract Poverty Rate	2012-2016 Tract Median Family Income	2012-2016 State Median Family Income	2012-2016 Core Based Statistical Area (CBSA) Median Family Income	Metro/Non-Metro
California	06067005101						
California	06067005102						
California	06067005201						
California	06067005202						
California	06067005204						
California	06067005205						
California	06067005301						
California	06067005402						
California	06067005403						
California	06067005404						
California	06067005502						
California	06067005505						
California	06067005506						
California	06067005508						
California	06067005509						
California	06067005510						
California	06067005601						
California	06067005605						
California	06067005606						
California	06067005701						
California	06067005702						
California	06067005801						
California	06067005803						
California	06067005804						
California	06067005901						
California	06067005903						
California	06067005904						
California	06067006002						
California	06067006003						
California	06067006004						
California	06067006101						
California	06067006102						
California	06067006201						
California	06067006202						
California	06067006300						
California	06067006400						
California	06067006500						
California	06067006600						
California	06067006701						
California	06067006702						
California	06067006800						
California	06067006900						
California	06067007001						
California	06067007004						
California	06067007007						
California	06067007010						
California	06067007011						
California	06067007012						

AMERICAN OVERSIGHT

State	2012-2016 ACS LIC Tract	Enter "YES" Below to Nominate LIC	2012-2016 Tract Poverty Rate	2012-2016 Tract Median Family Income	2012-2016 State Median Family Income	2012-2016 Core Based Statistical Area (CBSA) Median Family Income	Metro/Non-Metro
California	06067007013						
California	06067007014						
California	06067007015						
California	06067007016						
California	06067007017						
California	06067007018						
California	06067007019						
California	06067007020						
California	06067007101						
California	06067007102						
California	06067007103						
California	06067007104						
California	06067007105						
California	06067007106						
California	06067007107						
California	06067007202						
California	06067007204						
California	06067007206						
California	06067007207						
California	06067007208						
California	06067007209						
California	06067007301						
California	06067007402						
California	06067007403						
California	06067007406						
California	06067007413						
California	06067007414						
California	06067007415						
California	06067007416						
California	06067007417						
California	06067007421						
California	06067007422						
California	06067007423						
California	06067007424						
California	06067007426						
California	06067007427						
California	06067007428						
California	06067007429						
California	06067007430						
California	06067007431						
California	06067007432						
California	06067007433						
California	06067007501						
California	06067007503						
California	06067007504						
California	06067007601						
California	06067007602						
California	06067007701						

AMERICAN OVERSIGHT

State	2012-2016 ACS LIC Tract	Enter "YES" Below to Nominate LIC	2012-2016 Tract Poverty Rate	2012-2016 Tract Median Family Income	2012-2016 State Median Family Income	2012-2016 Core Based Statistical Area (CBSA) Median Family Income	Metro/Non-Metro
California	06067007702						
California	06067007801						
California	06067007802						
California	06067007903						
California	06067007904						
California	06067007905						
California	06067007906						
California	06067008005						
California	06067008006						
California	06067008007						
California	06067008008						
California	06067008009						
California	06067008010						
California	06067008111						
California	06067008113						
California	06067008117						
California	06067008119						
California	06067008120						
California	06067008122						
California	06067008124						
California	06067008125						
California	06067008127						
California	06067008128						
California	06067008129						
California	06067008130						
California	06067008131						
California	06067008132						
California	06067008133						
California	06067008134						
California	06067008135						
California	06067008136						
California	06067008137						
California	06067008138						
California	06067008139						
California	06067008140						
California	06067008141						
California	06067008142						
California	06067008143						
California	06067008144						
California	06067008145						
California	06067008203						
California	06067008204						
California	06067008206						
California	06067008207						
California	06067008208						
California	06067008209						
California	06067008210						
California	06067008211						

AMERICAN OVERSIGHT

State	2012-2016 ACS LIC Tract	Enter "YES" Below to Nominate LIC	2012-2016 Tract Poverty Rate	2012-2016 Tract Median Family Income	2012-2016 State Median Family Income	2012-2016 Core Based Statistical Area (CBSA) Median Family Income	Metro/Non-Metro
California	06067008402						
California	06067008403						
California	06067008404						
California	06067008501						
California	06067008504						
California	06067008505						
California	06067008506						
California	06067008507						
California	06067008508						
California	06067008509						
California	06067008510						
California	06067008512						
California	06067008513						
California	06067008600						
California	06067008702						
California	06067008703						
California	06067008704						
California	06067008705						
California	06067008801						
California	06067008905						
California	06067008907						
California	06067008908						
California	06067008909						
California	06067008910						
California	06067008911						
California	06067008912						
California	06067008913						
California	06067009004						
California	06067009005						
California	06067009006						
California	06067009007						
California	06067009008						
California	06067009010						
California	06067009011						
California	06067009103						
California	06067009105						
California	06067009106						
California	06067009107						
California	06067009108						
California	06067009109						
California	06067009110						
California	06067009111						
California	06067009112						
California	06067009201						
California	06067009307						
California	06067009308						
California	06067009309						
California	06067009310						

AMERICAN OVERSIGHT

State	2012-2016 ACS LIC Tract	Enter "YES" Below to Nominate LIC	2012-2016 Tract Poverty Rate	2012-2016 Tract Median Family Income	2012-2016 State Median Family Income	2012-2016 Core Based Statistical Area (CBSA) Median Family Income	Metro/Non-Metro
California	06067009311						
California	06067009312						
California	06067009314						
California	06067009316						
California	06067009317						
California	06067009318						
California	06067009319						
California	06067009320						
California	06067009321						
California	06067009322						
California	06067009323						
California	06067009324						
California	06067009325						
California	06067009326						
California	06067009328						
California	06067009329						
California	06067009330						
California	06067009331						
California	06067009332						
California	06067009403						
California	06067009404						
California	06067009406						
California	06067009407						
California	06067009408						
California	06067009501						
California	06067009502						
California	06067009503						
California	06067009504						
California	06067009601						
California	06067009606						
California	06067009608						
California	06067009609						
California	06067009610						
California	06067009611						
California	06067009612						
California	06067009614						
California	06067009615						
California	06067009616						
California	06067009617						
California	06067009618						
California	06067009619						
California	06067009622						
California	06067009630						
California	06067009632						
California	06067009633						
California	06067009634						
California	06067009635						
California	06067009636						

AMERICAN OVERSIGHT

State	2012-2016 ACS LIC Tract	Enter "YES" Below to Nominate LIC	2012-2016 Tract Poverty Rate	2012-2016 Tract Median Family Income	2012-2016 State Median Family Income	2012-2016 Core Based Statistical Area (CBSA) Median Family Income	Metro/Non-Metro
California	06067009637						
California	06067009638						
California	06067009639						
California	06067009800						
California	06067009900						
California	06067988300						
California	06069000100						
California	06069000200						
California	06069000300						
California	06069000400						
California	06069000501						
California	06069000502						
California	06069000600						
California	06069000701						
California	06069000702						
California	06069000801						
California	06069000802						
California	06071000103						
California	06071000104						
California	06071000105						
California	06071000107						
California	06071000108						
California	06071000109						
California	06071000111						
California	06071000113						
California	06071000115						
California	06071000116						
California	06071000117						
California	06071000118						
California	06071000201						
California	06071000203						
California	06071000205						
California	06071000207						
California	06071000208						
California	06071000301						
California	06071000303						
California	06071000304						
California	06071000401						
California	06071000403						
California	06071000404						
California	06071000501						
California	06071000503						
California	06071000504						
California	06071000603						
California	06071000604						
California	06071000605						
California	06071000606						
California	06071000804						

AMERICAN OVERSIGHT

State	2012-2016 ACS LIC Tract	Enter "YES" Below to Nominate LIC	2012-2016 Tract Poverty Rate	2012-2016 Tract Median Family Income	2012-2016 State Median Family Income	2012-2016 Core Based Statistical Area (CBSA) Median Family Income	Metro/Non-Metro
California	06071000808						
California	06071000812						
California	06071000813						
California	06071000814						
California	06071000815						
California	06071000816						
California	06071000817						
California	06071000818						
California	06071000819						
California	06071000820						
California	06071000821						
California	06071000823						
California	06071000824						
California	06071000825						
California	06071000826						
California	06071000901						
California	06071000903						
California	06071000904						
California	06071001001						
California	06071001002						
California	06071001101						
California	06071001103						
California	06071001104						
California	06071001200						
California	06071001305						
California	06071001307						
California	06071001308						
California	06071001309						
California	06071001310						
California	06071001311						
California	06071001312						
California	06071001400						
California	06071001501						
California	06071001503						
California	06071001504						
California	06071001600						
California	06071001702						
California	06071001703						
California	06071001704						
California	06071001706						
California	06071001707						
California	06071001803						
California	06071001804						
California	06071001806						
California	06071001808						
California	06071001809						
California	06071001810						
California	06071001812						

AMERICAN OVERSIGHT

State	2012-2016 ACS LIC Tract	Enter "YES" Below to Nominate LIC	2012-2016 Tract Poverty Rate	2012-2016 Tract Median Family Income	2012-2016 State Median Family Income	2012-2016 Core Based Statistical Area (CBSA) Median Family Income	Metro/Non-Metro
California	06071001813						
California	06071001901						
California	06071001903						
California	06071001905						
California	06071001906						
California	06071002010						
California	06071002011						
California	06071002013						
California	06071002014						
California	06071002015						
California	06071002016						
California	06071002017						
California	06071002018						
California	06071002019						
California	06071002021						
California	06071002022						
California	06071002023						
California	06071002025						
California	06071002027						
California	06071002028						
California	06071002029						
California	06071002031						
California	06071002033						
California	06071002034						
California	06071002035						
California	06071002036						
California	06071002037						
California	06071002038						
California	06071002101						
California	06071002103						
California	06071002105						
California	06071002107						
California	06071002109						
California	06071002110						
California	06071002204						
California	06071002206						
California	06071002207						
California	06071002301						
California	06071002304						
California	06071002305						
California	06071002306						
California	06071002307						
California	06071002401						
California	06071002402						
California	06071002501						
California	06071002502						
California	06071002601						
California	06071002602						

AMERICAN OVERSIGHT

State	2012-2016 ACS LIC Tract	Enter "YES" Below to Nominate LIC	2012-2016 Tract Poverty Rate	2012-2016 Tract Median Family Income	2012-2016 State Median Family Income	2012-2016 Core Based Statistical Area (CBSA) Median Family Income	Metro/Non-Metro
California	06071002604						
California	06071002606						
California	06071002607						
California	06071002703						
California	06071002704						
California	06071002705						
California	06071002706						
California	06071002801						
California	06071002803						
California	06071002804						
California	06071002901						
California	06071002902						
California	06071003000						
California	06071003101						
California	06071003102						
California	06071003200						
California	06071003301						
California	06071003302						
California	06071003401						
California	06071003403						
California	06071003404						
California	06071003405						
California	06071003503						
California	06071003505						
California	06071003506						
California	06071003507						
California	06071003509						
California	06071003510						
California	06071003603						
California	06071003605						
California	06071003606						
California	06071003607						
California	06071003609						
California	06071003611						
California	06071003612						
California	06071003700						
California	06071003801						
California	06071003803						
California	06071003804						
California	06071003900						
California	06071004001						
California	06071004003						
California	06071004004						
California	06071004101						
California	06071004103						
California	06071004104						
California	06071004201						
California	06071004202						

AMERICAN OVERSIGHT

State	2012-2016 ACS LIC Tract	Enter "YES" Below to Nominate LIC	2012-2016 Tract Poverty Rate	2012-2016 Tract Median Family Income	2012-2016 State Median Family Income	2012-2016 Core Based Statistical Area (CBSA) Median Family Income	Metro/Non-Metro
California	06071004301						
California	06071004302						
California	06071004401						
California	06071004403						
California	06071004404						
California	06071004503						
California	06071004504						
California	06071004505						
California	06071004507						
California	06071004509						
California	06071004510						
California	06071004601						
California	06071004603						
California	06071004604						
California	06071004700						
California	06071004800						
California	06071004900						
California	06071005100						
California	06071005200						
California	06071005300						
California	06071005400						
California	06071005500						
California	06071005600						
California	06071005701						
California	06071005800						
California	06071006100						
California	06071006201						
California	06071006203						
California	06071006204						
California	06071006301						
California	06071006302						
California	06071006401						
California	06071006402						
California	06071006500						
California	06071006601						
California	06071006603						
California	06071006604						
California	06071006700						
California	06071007000						
California	06071007104						
California	06071007105						
California	06071007106						
California	06071007107						
California	06071007108						
California	06071007109						
California	06071007110						
California	06071007200						
California	06071007302						

AMERICAN OVERSIGHT

State	2012-2016 ACS LIC Tract	Enter "YES" Below to Nominate LIC	2012-2016 Tract Poverty Rate	2012-2016 Tract Median Family Income	2012-2016 State Median Family Income	2012-2016 Core Based Statistical Area (CBSA) Median Family Income	Metro/Non-Metro
California	06071007303						
California	06071007305						
California	06071007306						
California	06071007403						
California	06071007404						
California	06071007407						
California	06071007408						
California	06071007409						
California	06071007410						
California	06071007601						
California	06071007603						
California	06071007604						
California	06071007800						
California	06071007901						
California	06071007903						
California	06071007904						
California	06071008001						
California	06071008002						
California	06071008100						
California	06071008200						
California	06071008301						
California	06071008302						
California	06071008401						
California	06071008402						
California	06071008403						
California	06071008404						
California	06071008500						
California	06071008601						
California	06071008602						
California	06071008703						
California	06071008704						
California	06071008705						
California	06071008706						
California	06071008708						
California	06071008709						
California	06071008710						
California	06071008800						
California	06071008901						
California	06071009107						
California	06071009108						
California	06071009109						
California	06071009110						
California	06071009112						
California	06071009114						
California	06071009116						
California	06071009117						
California	06071009118						
California	06071009119						

AMERICAN OVERSIGHT

State	2012-2016 ACS LIC Tract	Enter "YES" Below to Nominate LIC	2012-2016 Tract Poverty Rate	2012-2016 Tract Median Family Income	2012-2016 State Median Family Income	2012-2016 Core Based Statistical Area (CBSA) Median Family Income	Metro/Non-Metro
California	06071009201						
California	06071009202						
California	06071009300						
California	06071009400						
California	06071009500						
California	06071009707						
California	06071009708						
California	06071009709						
California	06071009710						
California	06071009711						
California	06071009712						
California	06071009713						
California	06071009714						
California	06071009715						
California	06071009716						
California	06071009717						
California	06071009800						
California	06071009904						
California	06071009905						
California	06071009906						
California	06071009908						
California	06071009910						
California	06071009911						
California	06071009912						
California	06071009913						
California	06071010004						
California	06071010009						
California	06071010010						
California	06071010011						
California	06071010012						
California	06071010013						
California	06071010014						
California	06071010015						
California	06071010016						
California	06071010017						
California	06071010018						
California	06071010019						
California	06071010020						
California	06071010021						
California	06071010022						
California	06071010023						
California	06071010024						
California	06071010025						
California	06071010026						
California	06071010300						
California	06071010402						
California	06071010409						
California	06071010410						

AMERICAN OVERSIGHT

State	2012-2016 ACS LIC Tract	Enter "YES" Below to Nominate LIC	2012-2016 Tract Poverty Rate	2012-2016 Tract Median Family Income	2012-2016 State Median Family Income	2012-2016 Core Based Statistical Area (CBSA) Median Family Income	Metro/Non-Metro
California	06071010411						
California	06071010412						
California	06071010413						
California	06071010415						
California	06071010416						
California	06071010417						
California	06071010419						
California	06071010420						
California	06071010421						
California	06071010422						
California	06071010423						
California	06071010424						
California	06071010700						
California	06071010802						
California	06071010803						
California	06071010804						
California	06071010901						
California	06071010902						
California	06071011001						
California	06071011002						
California	06071011101						
California	06071011102						
California	06071011203						
California	06071011204						
California	06071011205						
California	06071011206						
California	06071011300						
California	06071011401						
California	06071011403						
California	06071011404						
California	06071011500						
California	06071011600						
California	06071011700						
California	06071011800						
California	06071011900						
California	06071012001						
California	06071012002						
California	06071012101						
California	06071012103						
California	06071012104						
California	06071012200						
California	06071012300						
California	06071012400						
California	06071012500						
California	06071012700						
California	06071025000						
California	06071025100						
California	06071940100						

AMERICAN OVERSIGHT

State	2012-2016 ACS LIC Tract	Enter "YES" Below to Nominate LIC	2012-2016 Tract Poverty Rate	2012-2016 Tract Median Family Income	2012-2016 State Median Family Income	2012-2016 Core Based Statistical Area (CBSA) Median Family Income	Metro/Non-Metro
California	06071980100						
California	06071980200						
California	06073000100						
California	06073000201						
California	06073000202						
California	06073000300						
California	06073000400						
California	06073000500						
California	06073000600						
California	06073000700						
California	06073000800						
California	06073000900						
California	06073001000						
California	06073001100						
California	06073001200						
California	06073001300						
California	06073001400						
California	06073001500						
California	06073001600						
California	06073001700						
California	06073001800						
California	06073001900						
California	06073002001						
California	06073002002						
California	06073002100						
California	06073002201						
California	06073002202						
California	06073002301						
California	06073002302						
California	06073002401						
California	06073002402						
California	06073002501						
California	06073002502						
California	06073002601						
California	06073002602						
California	06073002702						
California	06073002703						
California	06073002705						
California	06073002707						
California	06073002708						
California	06073002709						
California	06073002710						
California	06073002711						
California	06073002712						
California	06073002801						
California	06073002803						
California	06073002804						
California	06073002902						

AMERICAN OVERSIGHT

State	2012-2016 ACS LIC Tract	Enter "YES" Below to Nominate LIC	2012-2016 Tract Poverty Rate	2012-2016 Tract Median Family Income	2012-2016 State Median Family Income	2012-2016 Core Based Statistical Area (CBSA) Median Family Income	Metro/Non-Metro
California	06073002903						
California	06073002904						
California	06073002905						
California	06073003001						
California	06073003003						
California	06073003004						
California	06073003101						
California	06073003103						
California	06073003105						
California	06073003107						
California	06073003108						
California	06073003109						
California	06073003111						
California	06073003112						
California	06073003113						
California	06073003114						
California	06073003115						
California	06073003201						
California	06073003202						
California	06073003204						
California	06073003207						
California	06073003208						
California	06073003209						
California	06073003211						
California	06073003212						
California	06073003213						
California	06073003214						
California	06073003301						
California	06073003303						
California	06073003304						
California	06073003305						
California	06073003401						
California	06073003403						
California	06073003404						
California	06073003501						
California	06073003502						
California	06073003601						
California	06073003602						
California	06073003603						
California	06073003800						
California	06073003901						
California	06073003902						
California	06073004000						
California	06073004100						
California	06073004200						
California	06073004300						
California	06073004400						
California	06073004501						

AMERICAN OVERSIGHT

State	2012-2016 ACS LIC Tract	Enter "YES" Below to Nominate LIC	2012-2016 Tract Poverty Rate	2012-2016 Tract Median Family Income	2012-2016 State Median Family Income	2012-2016 Core Based Statistical Area (CBSA) Median Family Income	Metro/Non-Metro
California	06073004600						
California	06073004700						
California	06073004800						
California	06073004900						
California	06073005000						
California	06073005100						
California	06073005200						
California	06073005300						
California	06073005400						
California	06073005500						
California	06073005600						
California	06073005700						
California	06073005800						
California	06073005900						
California	06073006000						
California	06073006100						
California	06073006200						
California	06073006300						
California	06073006500						
California	06073006600						
California	06073006801						
California	06073006802						
California	06073006900						
California	06073007002						
California	06073007100						
California	06073007200						
California	06073007301						
California	06073007302						
California	06073007400						
California	06073007501						
California	06073007502						
California	06073007600						
California	06073007701						
California	06073007702						
California	06073007800						
California	06073007903						
California	06073007905						
California	06073007907						
California	06073007908						
California	06073007910						
California	06073008002						
California	06073008003						
California	06073008006						
California	06073008101						
California	06073008102						
California	06073008200						
California	06073008301						
California	06073008303						

AMERICAN OVERSIGHT

State	2012-2016 ACS LIC Tract	Enter "YES" Below to Nominate LIC	2012-2016 Tract Poverty Rate	2012-2016 Tract Median Family Income	2012-2016 State Median Family Income	2012-2016 Core Based Statistical Area (CBSA) Median Family Income	Metro/Non-Metro
California	06073008305						
California	06073008306						
California	06073008307						
California	06073008310						
California	06073008311						
California	06073008312						
California	06073008313						
California	06073008324						
California	06073008327						
California	06073008328						
California	06073008329						
California	06073008330						
California	06073008331						
California	06073008333						
California	06073008335						
California	06073008336						
California	06073008337						
California	06073008339						
California	06073008340						
California	06073008341						
California	06073008343						
California	06073008344						
California	06073008345						
California	06073008346						
California	06073008347						
California	06073008348						
California	06073008349						
California	06073008350						
California	06073008351						
California	06073008352						
California	06073008353						
California	06073008354						
California	06073008355						
California	06073008356						
California	06073008357						
California	06073008358						
California	06073008359						
California	06073008360						
California	06073008361						
California	06073008362						
California	06073008363						
California	06073008364						
California	06073008365						
California	06073008366						
California	06073008501						
California	06073008502						
California	06073008503						
California	06073008504						

AMERICAN OVERSIGHT

State	2012-2016 ACS LIC Tract	Enter "YES" Below to Nominate LIC	2012-2016 Tract Poverty Rate	2012-2016 Tract Median Family Income	2012-2016 State Median Family Income	2012-2016 Core Based Statistical Area (CBSA) Median Family Income	Metro/Non-Metro
California	06073008505						
California	06073008506						
California	06073008507						
California	06073008509						
California	06073008510						
California	06073008511						
California	06073008512						
California	06073008513						
California	06073008600						
California	06073008701						
California	06073008702						
California	06073008800						
California	06073008901						
California	06073008902						
California	06073009000						
California	06073009101						
California	06073009102						
California	06073009103						
California	06073009104						
California	06073009106						
California	06073009107						
California	06073009201						
California	06073009202						
California	06073009301						
California	06073009304						
California	06073009305						
California	06073009306						
California	06073009400						
California	06073009502						
California	06073009504						
California	06073009505						
California	06073009506						
California	06073009507						
California	06073009509						
California	06073009510						
California	06073009511						
California	06073009602						
California	06073009603						
California	06073009604						
California	06073009703						
California	06073009704						
California	06073009705						
California	06073009706						
California	06073009801						
California	06073009802						
California	06073009804						
California	06073009805						
California	06073009901						

AMERICAN OVERSIGHT

State	2012-2016 ACS LIC Tract	Enter "YES" Below to Nominate LIC	2012-2016 Tract Poverty Rate	2012-2016 Tract Median Family Income	2012-2016 State Median Family Income	2012-2016 Core Based Statistical Area (CBSA) Median Family Income	Metro/Non-Metro
California	06073009902						
California	06073010001						
California	06073010003						
California	06073010004						
California	06073010005						
California	06073010009						
California	06073010010						
California	06073010011						
California	06073010012						
California	06073010013						
California	06073010014						
California	06073010015						
California	06073010103						
California	06073010104						
California	06073010106						
California	06073010107						
California	06073010109						
California	06073010110						
California	06073010111						
California	06073010112						
California	06073010200						
California	06073010300						
California	06073010401						
California	06073010402						
California	06073010501						
California	06073010502						
California	06073010601						
California	06073010800						
California	06073010900						
California	06073011000						
California	06073011100						
California	06073011300						
California	06073011601						
California	06073011602						
California	06073011700						
California	06073011801						
California	06073011802						
California	06073011902						
California	06073012002						
California	06073012003						
California	06073012101						
California	06073012102						
California	06073012200						
California	06073012302						
California	06073012303						
California	06073012304						
California	06073012401						
California	06073012402						

AMERICAN OVERSIGHT

State	2012-2016 ACS LIC Tract	Enter "YES" Below to Nominate LIC	2012-2016 Tract Poverty Rate	2012-2016 Tract Median Family Income	2012-2016 State Median Family Income	2012-2016 Core Based Statistical Area (CBSA) Median Family Income	Metro/Non-Metro
California	06073012501						
California	06073012502						
California	06073012600						
California	06073012700						
California	06073012800						
California	06073012900						
California	06073013000						
California	06073013102						
California	06073013103						
California	06073013104						
California	06073013203						
California	06073013204						
California	06073013205						
California	06073013206						
California	06073013301						
California	06073013302						
California	06073013303						
California	06073013306						
California	06073013307						
California	06073013308						
California	06073013309						
California	06073013310						
California	06073013311						
California	06073013312						
California	06073013313						
California	06073013314						
California	06073013401						
California	06073013409						
California	06073013410						
California	06073013411						
California	06073013412						
California	06073013414						
California	06073013415						
California	06073013416						
California	06073013417						
California	06073013418						
California	06073013419						
California	06073013420						
California	06073013421						
California	06073013503						
California	06073013504						
California	06073013505						
California	06073013506						
California	06073013601						
California	06073013604						
California	06073013605						
California	06073013606						
California	06073013701						

AMERICAN OVERSIGHT

State	2012-2016 ACS LIC Tract	Enter "YES" Below to Nominate LIC	2012-2016 Tract Poverty Rate	2012-2016 Tract Median Family Income	2012-2016 State Median Family Income	2012-2016 Core Based Statistical Area (CBSA) Median Family Income	Metro/Non-Metro
California	06073013702						
California	06073013801						
California	06073013802						
California	06073013903						
California	06073013905						
California	06073013906						
California	06073013907						
California	06073013908						
California	06073013909						
California	06073014001						
California	06073014002						
California	06073014101						
California	06073014102						
California	06073014200						
California	06073014300						
California	06073014400						
California	06073014500						
California	06073014601						
California	06073014602						
California	06073014700						
California	06073014803						
California	06073014804						
California	06073014805						
California	06073014806						
California	06073014901						
California	06073014902						
California	06073015000						
California	06073015100						
California	06073015200						
California	06073015301						
California	06073015302						
California	06073015403						
California	06073015404						
California	06073015405						
California	06073015406						
California	06073015501						
California	06073015502						
California	06073015601						
California	06073015602						
California	06073015701						
California	06073015703						
California	06073015704						
California	06073015801						
California	06073015802						
California	06073015901						
California	06073015902						
California	06073016000						
California	06073016100						

AMERICAN OVERSIGHT

State	2012-2016 ACS LIC Tract	Enter "YES" Below to Nominate LIC	2012-2016 Tract Poverty Rate	2012-2016 Tract Median Family Income	2012-2016 State Median Family Income	2012-2016 Core Based Statistical Area (CBSA) Median Family Income	Metro/Non-Metro
California	06073016201						
California	06073016202						
California	06073016301						
California	06073016302						
California	06073016401						
California	06073016402						
California	06073016502						
California	06073016503						
California	06073016504						
California	06073016605						
California	06073016606						
California	06073016607						
California	06073016608						
California	06073016609						
California	06073016610						
California	06073016612						
California	06073016613						
California	06073016614						
California	06073016615						
California	06073016616						
California	06073016617						
California	06073016701						
California	06073016702						
California	06073016802						
California	06073016804						
California	06073016806						
California	06073016807						
California	06073016809						
California	06073016810						
California	06073016811						
California	06073016901						
California	06073016902						
California	06073017006						
California	06073017009						
California	06073017010						
California	06073017014						
California	06073017015						
California	06073017018						
California	06073017019						
California	06073017020						
California	06073017021						
California	06073017022						
California	06073017029						
California	06073017030						
California	06073017031						
California	06073017032						
California	06073017033						
California	06073017034						

AMERICAN OVERSIGHT

State	2012-2016 ACS LIC Tract	Enter "YES" Below to Nominate LIC	2012-2016 Tract Poverty Rate	2012-2016 Tract Median Family Income	2012-2016 State Median Family Income	2012-2016 Core Based Statistical Area (CBSA) Median Family Income	Metro/Non-Metro
California	06073017035						
California	06073017036						
California	06073017037						
California	06073017039						
California	06073017040						
California	06073017041						
California	06073017042						
California	06073017043						
California	06073017044						
California	06073017045						
California	06073017046						
California	06073017047						
California	06073017048						
California	06073017049						
California	06073017050						
California	06073017051						
California	06073017052						
California	06073017053						
California	06073017054						
California	06073017055						
California	06073017056						
California	06073017104						
California	06073017106						
California	06073017107						
California	06073017108						
California	06073017109						
California	06073017110						
California	06073017200						
California	06073017303						
California	06073017304						
California	06073017305						
California	06073017306						
California	06073017401						
California	06073017403						
California	06073017404						
California	06073017501						
California	06073017502						
California	06073017601						
California	06073017603						
California	06073017604						
California	06073017701						
California	06073017702						
California	06073017801						
California	06073017808						
California	06073017809						
California	06073017810						
California	06073017811						
California	06073017813						

AMERICAN OVERSIGHT

State	2012-2016 ACS LIC Tract	Enter "YES" Below to Nominate LIC	2012-2016 Tract Poverty Rate	2012-2016 Tract Median Family Income	2012-2016 State Median Family Income	2012-2016 Core Based Statistical Area (CBSA) Median Family Income	Metro/Non-Metro
California	06073017900						
California	06073018000						
California	06073018100						
California	06073018200						
California	06073018300						
California	06073018400						
California	06073018504						
California	06073018507						
California	06073018509						
California	06073018510						
California	06073018511						
California	06073018512						
California	06073018513						
California	06073018514						
California	06073018515						
California	06073018516						
California	06073018517						
California	06073018518						
California	06073018519						
California	06073018601						
California	06073018603						
California	06073018608						
California	06073018609						
California	06073018610						
California	06073018611						
California	06073018612						
California	06073018613						
California	06073018614						
California	06073018700						
California	06073018801						
California	06073018802						
California	06073018803						
California	06073018903						
California	06073018904						
California	06073018905						
California	06073018906						
California	06073019001						
California	06073019002						
California	06073019101						
California	06073019103						
California	06073019105						
California	06073019106						
California	06073019107						
California	06073019203						
California	06073019205						
California	06073019206						
California	06073019207						
California	06073019208						

AMERICAN OVERSIGHT

State	2012-2016 ACS LIC Tract	Enter "YES" Below to Nominate LIC	2012-2016 Tract Poverty Rate	2012-2016 Tract Median Family Income	2012-2016 State Median Family Income	2012-2016 Core Based Statistical Area (CBSA) Median Family Income	Metro/Non-Metro
California	06073019301						
California	06073019302						
California	06073019303						
California	06073019403						
California	06073019404						
California	06073019405						
California	06073019406						
California	06073019501						
California	06073019502						
California	06073019503						
California	06073019601						
California	06073019602						
California	06073019701						
California	06073019702						
California	06073019803						
California	06073019804						
California	06073019805						
California	06073019806						
California	06073019808						
California	06073019809						
California	06073019902						
California	06073019903						
California	06073019904						
California	06073019905						
California	06073020013						
California	06073020014						
California	06073020015						
California	06073020016						
California	06073020017						
California	06073020018						
California	06073020019						
California	06073020020						
California	06073020021						
California	06073020022						
California	06073020023						
California	06073020024						
California	06073020025						
California	06073020026						
California	06073020027						
California	06073020028						
California	06073020029						
California	06073020103						
California	06073020105						
California	06073020106						
California	06073020107						
California	06073020108						
California	06073020109						
California	06073020202						

AMERICAN OVERSIGHT

State	2012-2016 ACS LIC Tract	Enter "YES" Below to Nominate LIC	2012-2016 Tract Poverty Rate	2012-2016 Tract Median Family Income	2012-2016 State Median Family Income	2012-2016 Core Based Statistical Area (CBSA) Median Family Income	Metro/Non-Metro
California	06073020206						
California	06073020207						
California	06073020208						
California	06073020209						
California	06073020210						
California	06073020211						
California	06073020213						
California	06073020214						
California	06073020304						
California	06073020305						
California	06073020306						
California	06073020307						
California	06073020308						
California	06073020309						
California	06073020401						
California	06073020403						
California	06073020404						
California	06073020405						
California	06073020500						
California	06073020601						
California	06073020602						
California	06073020705						
California	06073020706						
California	06073020707						
California	06073020708						
California	06073020709						
California	06073020710						
California	06073020801						
California	06073020805						
California	06073020806						
California	06073020807						
California	06073020809						
California	06073020810						
California	06073020811						
California	06073020902						
California	06073020903						
California	06073020904						
California	06073021000						
California	06073021100						
California	06073021202						
California	06073021204						
California	06073021205						
California	06073021206						
California	06073021302						
California	06073021303						
California	06073021304						
California	06073021400						
California	06073021500						

AMERICAN OVERSIGHT

State	2012-2016 ACS LIC Tract	Enter "YES" Below to Nominate LIC	2012-2016 Tract Poverty Rate	2012-2016 Tract Median Family Income	2012-2016 State Median Family Income	2012-2016 Core Based Statistical Area (CBSA) Median Family Income	Metro/Non-Metro
California	06073021600						
California	06073021800						
California	06073021900						
California	06073022000						
California	06073022100						
California	06073990100						
California	06075010100						
California	06075010200						
California	06075010300						
California	06075010400						
California	06075010500						
California	06075010600						
California	06075010700						
California	06075010800						
California	06075010900						
California	06075011000						
California	06075011100						
California	06075011200						
California	06075011300						
California	06075011700						
California	06075011800						
California	06075011901						
California	06075011902						
California	06075012000						
California	06075012100						
California	06075012201						
California	06075012202						
California	06075012301						
California	06075012302						
California	06075012401						
California	06075012402						
California	06075012501						
California	06075012502						
California	06075012601						
California	06075012602						
California	06075012700						
California	06075012800						
California	06075012901						
California	06075012902						
California	06075013000						
California	06075013101						
California	06075013102						
California	06075013200						
California	06075013300						
California	06075013400						
California	06075013500						
California	06075015100						
California	06075015200						

AMERICAN OVERSIGHT

State	2012-2016 ACS LIC Tract	Enter "YES" Below to Nominate LIC	2012-2016 Tract Poverty Rate	2012-2016 Tract Median Family Income	2012-2016 State Median Family Income	2012-2016 Core Based Statistical Area (CBSA) Median Family Income	Metro/Non-Metro
California	06075015300						
California	06075015400						
California	06075015500						
California	06075015600						
California	06075015700						
California	06075015801						
California	06075015802						
California	06075015900						
California	06075016000						
California	06075016100						
California	06075016200						
California	06075016300						
California	06075016400						
California	06075016500						
California	06075016600						
California	06075016700						
California	06075016801						
California	06075016802						
California	06075016900						
California	06075017000						
California	06075017101						
California	06075017102						
California	06075017601						
California	06075017700						
California	06075017801						
California	06075017802						
California	06075017902						
California	06075018000						
California	06075020100						
California	06075020200						
California	06075020300						
California	06075020401						
California	06075020402						
California	06075020500						
California	06075020600						
California	06075020700						
California	06075020800						
California	06075020900						
California	06075021000						
California	06075021100						
California	06075021200						
California	06075021300						
California	06075021400						
California	06075021500						
California	06075021600						
California	06075021700						
California	06075021800						
California	06075022600						

AMERICAN OVERSIGHT

State	2012-2016 ACS LIC Tract	Enter "YES" Below to Nominate LIC	2012-2016 Tract Poverty Rate	2012-2016 Tract Median Family Income	2012-2016 State Median Family Income	2012-2016 Core Based Statistical Area (CBSA) Median Family Income	Metro/Non-Metro
California	06075022702						
California	06075022704						
California	06075022801						
California	06075022802						
California	06075022803						
California	06075022901						
California	06075022902						
California	06075022903						
California	06075023001						
California	06075023003						
California	06075023102						
California	06075023103						
California	06075023200						
California	06075023300						
California	06075023400						
California	06075025100						
California	06075025200						
California	06075025300						
California	06075025401						
California	06075025402						
California	06075025403						
California	06075025500						
California	06075025600						
California	06075025701						
California	06075025702						
California	06075025800						
California	06075025900						
California	06075026001						
California	06075026002						
California	06075026003						
California	06075026004						
California	06075026100						
California	06075026200						
California	06075026301						
California	06075026302						
California	06075026303						
California	06075026401						
California	06075026402						
California	06075026403						
California	06075026404						
California	06075030101						
California	06075030102						
California	06075030201						
California	06075030202						
California	06075030301						
California	06075030302						
California	06075030400						
California	06075030500						

AMERICAN OVERSIGHT

State	2012-2016 ACS LIC Tract	Enter "YES" Below to Nominate LIC	2012-2016 Tract Poverty Rate	2012-2016 Tract Median Family Income	2012-2016 State Median Family Income	2012-2016 Core Based Statistical Area (CBSA) Median Family Income	Metro/Non-Metro
California	06075030600						
California	06075030700						
California	06075030800						
California	06075030900						
California	06075031000						
California	06075031100						
California	06075031201						
California	06075031202						
California	06075031301						
California	06075031302						
California	06075031400						
California	06075032601						
California	06075032602						
California	06075032700						
California	06075032801						
California	06075032802						
California	06075032901						
California	06075032902						
California	06075033000						
California	06075033100						
California	06075033201						
California	06075033203						
California	06075033204						
California	06075035100						
California	06075035201						
California	06075035202						
California	06075035300						
California	06075035400						
California	06075040100						
California	06075040200						
California	06075042601						
California	06075042602						
California	06075042700						
California	06075042800						
California	06075045100						
California	06075045200						
California	06075047600						
California	06075047701						
California	06075047702						
California	06075047801						
California	06075047802						
California	06075047901						
California	06075047902						
California	06075060100						
California	06075060400						
California	06075060502						
California	06075060700						
California	06075061000						

AMERICAN OVERSIGHT

State	2012-2016 ACS LIC Tract	Enter "YES" Below to Nominate LIC	2012-2016 Tract Poverty Rate	2012-2016 Tract Median Family Income	2012-2016 State Median Family Income	2012-2016 Core Based Statistical Area (CBSA) Median Family Income	Metro/Non-Metro
California	06075061100						
California	06075061200						
California	06075061400						
California	06075061500						
California	06075980200						
California	06075980300						
California	06075980401						
California	06075980501						
California	06075980600						
California	06075980900						
California	06075990100						
California	06077000100						
California	06077000300						
California	06077000401						
California	06077000402						
California	06077000500						
California	06077000600						
California	06077000700						
California	06077000801						
California	06077000900						
California	06077001000						
California	06077001101						
California	06077001102						
California	06077001200						
California	06077001300						
California	06077001400						
California	06077001500						
California	06077001600						
California	06077001700						
California	06077001800						
California	06077001900						
California	06077002000						
California	06077002100						
California	06077002201						
California	06077002202						
California	06077002300						
California	06077002401						
California	06077002402						
California	06077002503						
California	06077002504						
California	06077002701						
California	06077002702						
California	06077002800						
California	06077003106						
California	06077003108						
California	06077003109						
California	06077003110						
California	06077003111						

AMERICAN OVERSIGHT

State	2012-2016 ACS LIC Tract	Enter "YES" Below to Nominate LIC	2012-2016 Tract Poverty Rate	2012-2016 Tract Median Family Income	2012-2016 State Median Family Income	2012-2016 Core Based Statistical Area (CBSA) Median Family Income	Metro/Non-Metro
California	06077003112						
California	06077003113						
California	06077003114						
California	06077003203						
California	06077003205						
California	06077003208						
California	06077003209						
California	06077003210						
California	06077003213						
California	06077003214						
California	06077003215						
California	06077003216						
California	06077003217						
California	06077003305						
California	06077003306						
California	06077003307						
California	06077003308						
California	06077003310						
California	06077003311						
California	06077003312						
California	06077003313						
California	06077003403						
California	06077003404						
California	06077003405						
California	06077003406						
California	06077003407						
California	06077003409						
California	06077003410						
California	06077003500						
California	06077003601						
California	06077003602						
California	06077003700						
California	06077003801						
California	06077003802						
California	06077003803						
California	06077003900						
California	06077004001						
California	06077004002						
California	06077004102						
California	06077004104						
California	06077004105						
California	06077004106						
California	06077004201						
California	06077004202						
California	06077004203						
California	06077004204						
California	06077004302						
California	06077004303						

AMERICAN OVERSIGHT

State	2012-2016 ACS LIC Tract	Enter "YES" Below to Nominate LIC	2012-2016 Tract Poverty Rate	2012-2016 Tract Median Family Income	2012-2016 State Median Family Income	2012-2016 Core Based Statistical Area (CBSA) Median Family Income	Metro/Non-Metro
California	06077004305						
California	06077004307						
California	06077004308						
California	06077004402						
California	06077004403						
California	06077004404						
California	06077004501						
California	06077004502						
California	06077004600						
California	06077004701						
California	06077004703						
California	06077004704						
California	06077004800						
California	06077004901						
California	06077004902						
California	06077005001						
California	06077005003						
California	06077005004						
California	06077005106						
California	06077005108						
California	06077005109						
California	06077005110						
California	06077005113						
California	06077005114						
California	06077005119						
California	06077005122						
California	06077005123						
California	06077005124						
California	06077005125						
California	06077005126						
California	06077005127						
California	06077005129						
California	06077005130						
California	06077005131						
California	06077005132						
California	06077005133						
California	06077005134						
California	06077005135						
California	06077005202						
California	06077005206						
California	06077005207						
California	06077005208						
California	06077005209						
California	06077005210						
California	06077005302						
California	06077005303						
California	06077005305						
California	06077005307						

AMERICAN OVERSIGHT

State	2012-2016 ACS LIC Tract	Enter "YES" Below to Nominate LIC	2012-2016 Tract Poverty Rate	2012-2016 Tract Median Family Income	2012-2016 State Median Family Income	2012-2016 Core Based Statistical Area (CBSA) Median Family Income	Metro/Non-Metro
California	06077005308						
California	06077005403						
California	06077005405						
California	06077005406						
California	06077005501						
California	06077005502						
California	06079010002						
California	06079010016						
California	06079010101						
California	06079010102						
California	06079010201						
California	06079010202						
California	06079010204						
California	06079010205						
California	06079010300						
California	06079010403						
California	06079010404						
California	06079010503						
California	06079010504						
California	06079010602						
California	06079010603						
California	06079010701						
California	06079010703						
California	06079010707						
California	06079010901						
California	06079010902						
California	06079011001						
California	06079011002						
California	06079011101						
California	06079011102						
California	06079011103						
California	06079011200						
California	06079011300						
California	06079011400						
California	06079011501						
California	06079011503						
California	06079011504						
California	06079011600						
California	06079011701						
California	06079011704						
California	06079011800						
California	06079011901						
California	06079011902						
California	06079012000						
California	06079012102						
California	06079012200						
California	06079012302						
California	06079012304						

AMERICAN OVERSIGHT

State	2012-2016 ACS LIC Tract	Enter "YES" Below to Nominate LIC	2012-2016 Tract Poverty Rate	2012-2016 Tract Median Family Income	2012-2016 State Median Family Income	2012-2016 Core Based Statistical Area (CBSA) Median Family Income	Metro/Non-Metro
California	06079012401						
California	06079012402						
California	06079012502						
California	06079012503						
California	06079012505						
California	06079012600						
California	06079012702						
California	06079012704						
California	06079012800						
California	06079012900						
California	06079013000						
California	06079990000						
California	06081600100						
California	06081600200						
California	06081600300						
California	06081600401						
California	06081600402						
California	06081600500						
California	06081600600						
California	06081600700						
California	06081600800						
California	06081600900						
California	06081601000						
California	06081601100						
California	06081601200						
California	06081601300						
California	06081601400						
California	06081601501						
California	06081601502						
California	06081601601						
California	06081601603						
California	06081601604						
California	06081601605						
California	06081601700						
California	06081601800						
California	06081601901						
California	06081601902						
California	06081602000						
California	06081602100						
California	06081602200						
California	06081602300						
California	06081602400						
California	06081602500						
California	06081602600						
California	06081602700						
California	06081602800						
California	06081602900						
California	06081603000						

AMERICAN OVERSIGHT

State	2012-2016 ACS LIC Tract	Enter "YES" Below to Nominate LIC	2012-2016 Tract Poverty Rate	2012-2016 Tract Median Family Income	2012-2016 State Median Family Income	2012-2016 Core Based Statistical Area (CBSA) Median Family Income	Metro/Non-Metro
California	06081603100						
California	06081603200						
California	06081603300						
California	06081603400						
California	06081603700						
California	06081603801						
California	06081603802						
California	06081603900						
California	06081604000						
California	06081604101						
California	06081604102						
California	06081604200						
California	06081604400						
California	06081604500						
California	06081604600						
California	06081604700						
California	06081604800						
California	06081604900						
California	06081605000						
California	06081605100						
California	06081605200						
California	06081605300						
California	06081605400						
California	06081605500						
California	06081605600						
California	06081605700						
California	06081605800						
California	06081605900						
California	06081606000						
California	06081606100						
California	06081606200						
California	06081606300						
California	06081606400						
California	06081606500						
California	06081606600						
California	06081606700						
California	06081606800						
California	06081606900						
California	06081607000						
California	06081607100						
California	06081607200						
California	06081607300						
California	06081607400						
California	06081607500						
California	06081607600						
California	06081607701						
California	06081607702						
California	06081607800						

AMERICAN OVERSIGHT

State	2012-2016 ACS LIC Tract	Enter "YES" Below to Nominate LIC	2012-2016 Tract Poverty Rate	2012-2016 Tract Median Family Income	2012-2016 State Median Family Income	2012-2016 Core Based Statistical Area (CBSA) Median Family Income	Metro/Non-Metro
California	06081607900						
California	06081608001						
California	06081608002						
California	06081608004						
California	06081608013						
California	06081608023						
California	06081608100						
California	06081608200						
California	06081608300						
California	06081608400						
California	06081608501						
California	06081608502						
California	06081608600						
California	06081608700						
California	06081608800						
California	06081608900						
California	06081609000						
California	06081609100						
California	06081609201						
California	06081609202						
California	06081609300						
California	06081609400						
California	06081609500						
California	06081609601						
California	06081609602						
California	06081609603						
California	06081609700						
California	06081609800						
California	06081609900						
California	06081610000						
California	06081610100						
California	06081610201						
California	06081610202						
California	06081610203						
California	06081610302						
California	06081610303						
California	06081610304						
California	06081610400						
California	06081610500						
California	06081610601						
California	06081610602						
California	06081610700						
California	06081610800						
California	06081610900						
California	06081611000						
California	06081611100						
California	06081611200						
California	06081611300						

AMERICAN OVERSIGHT

State	2012-2016 ACS LIC Tract	Enter "YES" Below to Nominate LIC	2012-2016 Tract Poverty Rate	2012-2016 Tract Median Family Income	2012-2016 State Median Family Income	2012-2016 Core Based Statistical Area (CBSA) Median Family Income	Metro/Non-Metro
California	06081611400						
California	06081611500						
California	06081611600						
California	06081611700						
California	06081611800						
California	06081611900						
California	06081612000						
California	06081612100						
California	06081612500						
California	06081612600						
California	06081612700						
California	06081612800						
California	06081612900						
California	06081613000						
California	06081613200						
California	06081613300						
California	06081613400						
California	06081613501						
California	06081613502						
California	06081613600						
California	06081613700						
California	06081613800						
California	06081613900						
California	06081614000						
California	06081984300						
California	06081990100						
California	06083000101						
California	06083000102						
California	06083000103						
California	06083000200						
California	06083000301						
California	06083000302						
California	06083000400						
California	06083000501						
California	06083000502						
California	06083000600						
California	06083000700						
California	06083000801						
California	06083000804						
California	06083000900						
California	06083001000						
California	06083001101						
California	06083001102						
California	06083001203						
California	06083001206						
California	06083001208						
California	06083001304						
California	06083001306						

AMERICAN OVERSIGHT

State	2012-2016 ACS LIC Tract	Enter "YES" Below to Nominate LIC	2012-2016 Tract Poverty Rate	2012-2016 Tract Median Family Income	2012-2016 State Median Family Income	2012-2016 Core Based Statistical Area (CBSA) Median Family Income	Metro/Non-Metro
California	06083001402						
California	06083001500						
California	06083001601						
California	06083001604						
California	06083001704						
California	06083001706						
California	06083001800						
California	06083001901						
California	06083001903						
California	06083001905						
California	06083001906						
California	06083002005						
California	06083002006						
California	06083002007						
California	06083002008						
California	06083002009						
California	06083002010						
California	06083002011						
California	06083002012						
California	06083002013						
California	06083002101						
California	06083002102						
California	06083002103						
California	06083002205						
California	06083002206						
California	06083002209						
California	06083002210						
California	06083002211						
California	06083002303						
California	06083002304						
California	06083002305						
California	06083002306						
California	06083002402						
California	06083002403						
California	06083002404						
California	06083002502						
California	06083002604						
California	06083002606						
California	06083002702						
California	06083002703						
California	06083002705						
California	06083002706						
California	06083002707						
California	06083002708						
California	06083002802						
California	06083002806						
California	06083002808						
California	06083002809						

AMERICAN OVERSIGHT

State	2012-2016 ACS LIC Tract	Enter "YES" Below to Nominate LIC	2012-2016 Tract Poverty Rate	2012-2016 Tract Median Family Income	2012-2016 State Median Family Income	2012-2016 Core Based Statistical Area (CBSA) Median Family Income	Metro/Non-Metro
California	06083002906						
California	06083002907						
California	06083002909						
California	06083002913						
California	06083002914						
California	06083002915						
California	06083002922						
California	06083002924						
California	06083002926						
California	06083002928						
California	06083002930						
California	06083002932						
California	06083003001						
California	06083003004						
California	06083003005						
California	06083003007						
California	06083003102						
California	06083980000						
California	06083980100						
California	06083990000						
California	06085500100						
California	06085500200						
California	06085500300						
California	06085500400						
California	06085500500						
California	06085500600						
California	06085500800						
California	06085500901						
California	06085500902						
California	06085501000						
California	06085501101						
California	06085501102						
California	06085501200						
California	06085501300						
California	06085501401						
California	06085501402						
California	06085501501						
California	06085501502						
California	06085501600						
California	06085501700						
California	06085501800						
California	06085501900						
California	06085502001						
California	06085502002						
California	06085502101						
California	06085502102						
California	06085502201						
California	06085502202						

AMERICAN OVERSIGHT

State	2012-2016 ACS LIC Tract	Enter "YES" Below to Nominate LIC	2012-2016 Tract Poverty Rate	2012-2016 Tract Median Family Income	2012-2016 State Median Family Income	2012-2016 Core Based Statistical Area (CBSA) Median Family Income	Metro/Non-Metro
California	06085502301						
California	06085502302						
California	06085502400						
California	06085502500						
California	06085502601						
California	06085502603						
California	06085502604						
California	06085502701						
California	06085502702						
California	06085502800						
California	06085502901						
California	06085502902						
California	06085502903						
California	06085502906						
California	06085502907						
California	06085502908						
California	06085502909						
California	06085502910						
California	06085503001						
California	06085503002						
California	06085503003						
California	06085503105						
California	06085503108						
California	06085503110						
California	06085503111						
California	06085503112						
California	06085503113						
California	06085503115						
California	06085503116						
California	06085503117						
California	06085503118						
California	06085503121						
California	06085503122						
California	06085503123						
California	06085503204						
California	06085503207						
California	06085503208						
California	06085503210						
California	06085503211						
California	06085503212						
California	06085503213						
California	06085503214						
California	06085503217						
California	06085503218						
California	06085503304						
California	06085503305						
California	06085503306						
California	06085503312						

AMERICAN OVERSIGHT

State	2012-2016 ACS LIC Tract	Enter "YES" Below to Nominate LIC	2012-2016 Tract Poverty Rate	2012-2016 Tract Median Family Income	2012-2016 State Median Family Income	2012-2016 Core Based Statistical Area (CBSA) Median Family Income	Metro/Non-Metro
California	06085503313						
California	06085503315						
California	06085503321						
California	06085503322						
California	06085503323						
California	06085503324						
California	06085503325						
California	06085503326						
California	06085503327						
California	06085503329						
California	06085503330						
California	06085503331						
California	06085503332						
California	06085503333						
California	06085503334						
California	06085503336						
California	06085503337						
California	06085503401						
California	06085503402						
California	06085503504						
California	06085503506						
California	06085503507						
California	06085503508						
California	06085503509						
California	06085503510						
California	06085503511						
California	06085503601						
California	06085503602						
California	06085503703						
California	06085503707						
California	06085503708						
California	06085503709						
California	06085503710						
California	06085503711						
California	06085503712						
California	06085503713						
California	06085503802						
California	06085503803						
California	06085503804						
California	06085503902						
California	06085503903						
California	06085504001						
California	06085504002						
California	06085504101						
California	06085504102						
California	06085504201						
California	06085504202						
California	06085504307						

AMERICAN OVERSIGHT

State	2012-2016 ACS LIC Tract	Enter "YES" Below to Nominate LIC	2012-2016 Tract Poverty Rate	2012-2016 Tract Median Family Income	2012-2016 State Median Family Income	2012-2016 Core Based Statistical Area (CBSA) Median Family Income	Metro/Non-Metro
California	06085504308						
California	06085504311						
California	06085504314						
California	06085504315						
California	06085504316						
California	06085504317						
California	06085504318						
California	06085504319						
California	06085504320						
California	06085504321						
California	06085504322						
California	06085504323						
California	06085504410						
California	06085504411						
California	06085504412						
California	06085504413						
California	06085504414						
California	06085504415						
California	06085504416						
California	06085504417						
California	06085504418						
California	06085504420						
California	06085504421						
California	06085504422						
California	06085504423						
California	06085504504						
California	06085504505						
California	06085504506						
California	06085504507						
California	06085504601						
California	06085504602						
California	06085504700						
California	06085504802						
California	06085504803						
California	06085504805						
California	06085504806						
California	06085504901						
California	06085505001						
California	06085505006						
California	06085505007						
California	06085505008						
California	06085505009						
California	06085505100						
California	06085505202						
California	06085505203						
California	06085505301						
California	06085505302						
California	06085505303						

AMERICAN OVERSIGHT

State	2012-2016 ACS LIC Tract	Enter "YES" Below to Nominate LIC	2012-2016 Tract Poverty Rate	2012-2016 Tract Median Family Income	2012-2016 State Median Family Income	2012-2016 Core Based Statistical Area (CBSA) Median Family Income	Metro/Non-Metro
California	06085505304						
California	06085505305						
California	06085505401						
California	06085505402						
California	06085505403						
California	06085505500						
California	06085505600						
California	06085505700						
California	06085505800						
California	06085505900						
California	06085506000						
California	06085506101						
California	06085506102						
California	06085506103						
California	06085506202						
California	06085506203						
California	06085506204						
California	06085506301						
California	06085506302						
California	06085506304						
California	06085506305						
California	06085506401						
California	06085506402						
California	06085506501						
California	06085506502						
California	06085506503						
California	06085506601						
California	06085506603						
California	06085506604						
California	06085506605						
California	06085506606						
California	06085506701						
California	06085506702						
California	06085506703						
California	06085506801						
California	06085506802						
California	06085506803						
California	06085506804						
California	06085506900						
California	06085507001						
California	06085507002						
California	06085507100						
California	06085507203						
California	06085507205						
California	06085507206						
California	06085507301						
California	06085507302						
California	06085507401						

AMERICAN OVERSIGHT

State	2012-2016 ACS LIC Tract	Enter "YES" Below to Nominate LIC	2012-2016 Tract Poverty Rate	2012-2016 Tract Median Family Income	2012-2016 State Median Family Income	2012-2016 Core Based Statistical Area (CBSA) Median Family Income	Metro/Non-Metro
California	06085507402						
California	06085507500						
California	06085507600						
California	06085507701						
California	06085507702						
California	06085507703						
California	06085507805						
California	06085507806						
California	06085507807						
California	06085507808						
California	06085507903						
California	06085507904						
California	06085507905						
California	06085507906						
California	06085508001						
California	06085508003						
California	06085508004						
California	06085508101						
California	06085508102						
California	06085508202						
California	06085508203						
California	06085508204						
California	06085508301						
California	06085508303						
California	06085508304						
California	06085508401						
California	06085508403						
California	06085508404						
California	06085508503						
California	06085508504						
California	06085508505						
California	06085508507						
California	06085508508						
California	06085508601						
California	06085508602						
California	06085508703						
California	06085508704						
California	06085508800						
California	06085508900						
California	06085509000						
California	06085509102						
California	06085509105						
California	06085509106						
California	06085509107						
California	06085509108						
California	06085509109						
California	06085509201						
California	06085509202						

AMERICAN OVERSIGHT

State	2012-2016 ACS LIC Tract	Enter "YES" Below to Nominate LIC	2012-2016 Tract Poverty Rate	2012-2016 Tract Median Family Income	2012-2016 State Median Family Income	2012-2016 Core Based Statistical Area (CBSA) Median Family Income	Metro/Non-Metro
California	06085509302						
California	06085509303						
California	06085509304						
California	06085509401						
California	06085509403						
California	06085509404						
California	06085509500						
California	06085509600						
California	06085509700						
California	06085509801						
California	06085509802						
California	06085509901						
California	06085509902						
California	06085510001						
California	06085510002						
California	06085510100						
California	06085510200						
California	06085510300						
California	06085510400						
California	06085510500						
California	06085510600						
California	06085510700						
California	06085510801						
California	06085510802						
California	06085510803						
California	06085510900						
California	06085511000						
California	06085511100						
California	06085511200						
California	06085511301						
California	06085511302						
California	06085511400						
California	06085511500						
California	06085511608						
California	06085511609						
California	06085511701						
California	06085511702						
California	06085511704						
California	06085511705						
California	06085511707						
California	06085511800						
California	06085511905						
California	06085511907						
California	06085511909						
California	06085511910						
California	06085511911						
California	06085511912						
California	06085511913						

AMERICAN OVERSIGHT

State	2012-2016 ACS LIC Tract	Enter "YES" Below to Nominate LIC	2012-2016 Tract Poverty Rate	2012-2016 Tract Median Family Income	2012-2016 State Median Family Income	2012-2016 Core Based Statistical Area (CBSA) Median Family Income	Metro/Non-Metro
California	06085511914						
California	06085511915						
California	06085511916						
California	06085512001						
California	06085512005						
California	06085512017						
California	06085512019						
California	06085512020						
California	06085512021						
California	06085512022						
California	06085512023						
California	06085512024						
California	06085512025						
California	06085512026						
California	06085512027						
California	06085512029						
California	06085512030						
California	06085512031						
California	06085512032						
California	06085512033						
California	06085512034						
California	06085512035						
California	06085512036						
California	06085512037						
California	06085512038						
California	06085512039						
California	06085512042						
California	06085512043						
California	06085512045						
California	06085512047						
California	06085512052						
California	06085512053						
California	06085512100						
California	06085512200						
California	06085512305						
California	06085512307						
California	06085512308						
California	06085512309						
California	06085512310						
California	06085512311						
California	06085512312						
California	06085512313						
California	06085512314						
California	06085512401						
California	06085512402						
California	06085512503						
California	06085512505						
California	06085512506						

AMERICAN OVERSIGHT

State	2012-2016 ACS LIC Tract	Enter "YES" Below to Nominate LIC	2012-2016 Tract Poverty Rate	2012-2016 Tract Median Family Income	2012-2016 State Median Family Income	2012-2016 Core Based Statistical Area (CBSA) Median Family Income	Metro/Non-Metro
California	06085512508						
California	06085512509						
California	06085512510						
California	06085512602						
California	06085512603						
California	06085512604						
California	06085513000						
California	06085513500						
California	06087100100						
California	06087100200						
California	06087100300						
California	06087100400						
California	06087100500						
California	06087100600						
California	06087100700						
California	06087100800						
California	06087100900						
California	06087101000						
California	06087101100						
California	06087101200						
California	06087110100						
California	06087110200						
California	06087110300						
California	06087110400						
California	06087110501						
California	06087110502						
California	06087110600						
California	06087110700						
California	06087120200						
California	06087120301						
California	06087120302						
California	06087120400						
California	06087120500						
California	06087120600						
California	06087120700						
California	06087120800						
California	06087120900						
California	06087121000						
California	06087121100						
California	06087121200						
California	06087121300						
California	06087121401						
California	06087121402						
California	06087121403						
California	06087121500						
California	06087121600						
California	06087121700						
California	06087121800						

AMERICAN OVERSIGHT

State	2012-2016 ACS LIC Tract	Enter "YES" Below to Nominate LIC	2012-2016 Tract Poverty Rate	2012-2016 Tract Median Family Income	2012-2016 State Median Family Income	2012-2016 Core Based Statistical Area (CBSA) Median Family Income	Metro/Non-Metro
California	06087122001						
California	06087122002						
California	06087122003						
California	06087122100						
California	06087122201						
California	06087122202						
California	06087122203						
California	06087122300						
California	06087122400						
California	06087122500						
California	06087123100						
California	06087123300						
California	06087990100						
California	06089010100						
California	06089010200						
California	06089010300						
California	06089010400						
California	06089010500						
California	06089010601						
California	06089010602						
California	06089010603						
California	06089010702						
California	06089010703						
California	06089010704						
California	06089010803						
California	06089010804						
California	06089010805						
California	06089010806						
California	06089010807						
California	06089010900						
California	06089011001						
California	06089011002						
California	06089011100						
California	06089011209						
California	06089011300						
California	06089011401						
California	06089011402						
California	06089011403						
California	06089011500						
California	06089011600						
California	06089011701						
California	06089011702						
California	06089011703						
California	06089011801						
California	06089011802						
California	06089011803						
California	06089011900						
California	06089012000						

AMERICAN OVERSIGHT

State	2012-2016 ACS LIC Tract	Enter "YES" Below to Nominate LIC	2012-2016 Tract Poverty Rate	2012-2016 Tract Median Family Income	2012-2016 State Median Family Income	2012-2016 Core Based Statistical Area (CBSA) Median Family Income	Metro/Non-Metro
California	06089012101						
California	06089012102						
California	06089012200						
California	06089012301						
California	06089012302						
California	06089012303						
California	06089012400						
California	06089012500						
California	06089012601						
California	06089012603						
California	06089012604						
California	06089012701						
California	06089012702						
California	06091010000						
California	06093000100						
California	06093000200						
California	06093000300						
California	06093000400						
California	06093000500						
California	06093000600						
California	06093000701						
California	06093000702						
California	06093000703						
California	06093000800						
California	06093000900						
California	06093001000						
California	06093001100						
California	06093001200						
California	06095250103						
California	06095250104						
California	06095250105						
California	06095250106						
California	06095250200						
California	06095250300						
California	06095250400						
California	06095250501						
California	06095250502						
California	06095250601						
California	06095250604						
California	06095250605						
California	06095250701						
California	06095250801						
California	06095250900						
California	06095251000						
California	06095251100						
California	06095251200						
California	06095251300						
California	06095251400						

AMERICAN OVERSIGHT

State	2012-2016 ACS LIC Tract	Enter "YES" Below to Nominate LIC	2012-2016 Tract Poverty Rate	2012-2016 Tract Median Family Income	2012-2016 State Median Family Income	2012-2016 Core Based Statistical Area (CBSA) Median Family Income	Metro/Non-Metro
California	06095251500						
California	06095251600						
California	06095251701						
California	06095251702						
California	06095251802						
California	06095251803						
California	06095251804						
California	06095251901						
California	06095251902						
California	06095251903						
California	06095252000						
California	06095252102						
California	06095252103						
California	06095252104						
California	06095252105						
California	06095252106						
California	06095252107						
California	06095252108						
California	06095252201						
California	06095252202						
California	06095252305						
California	06095252306						
California	06095252310						
California	06095252311						
California	06095252312						
California	06095252313						
California	06095252314						
California	06095252315						
California	06095252316						
California	06095252317						
California	06095252401						
California	06095252402						
California	06095252501						
California	06095252502						
California	06095252604						
California	06095252605						
California	06095252606						
California	06095252607						
California	06095252608						
California	06095252610						
California	06095252611						
California	06095252702						
California	06095252703						
California	06095252704						
California	06095252705						
California	06095252706						
California	06095252707						
California	06095252801						

AMERICAN OVERSIGHT

State	2012-2016 ACS LIC Tract	Enter "YES" Below to Nominate LIC	2012-2016 Tract Poverty Rate	2012-2016 Tract Median Family Income	2012-2016 State Median Family Income	2012-2016 Core Based Statistical Area (CBSA) Median Family Income	Metro/Non-Metro
California	06095252802						
California	06095252903						
California	06095252904						
California	06095252908						
California	06095252909						
California	06095252910						
California	06095252911						
California	06095252912						
California	06095252913						
California	06095252914						
California	06095252915						
California	06095253000						
California	06095253101						
California	06095253105						
California	06095253106						
California	06095253107						
California	06095253108						
California	06095253201						
California	06095253203						
California	06095253204						
California	06095253205						
California	06095253206						
California	06095253300						
California	06095253402						
California	06095253403						
California	06095253404						
California	06095253500						
California	06095980000						
California	06097150100						
California	06097150202						
California	06097150203						
California	06097150204						
California	06097150303						
California	06097150304						
California	06097150305						
California	06097150306						
California	06097150500						
California	06097150601						
California	06097150602						
California	06097150603						
California	06097150607						
California	06097150609						
California	06097150610						
California	06097150611						
California	06097150612						
California	06097150701						
California	06097150702						
California	06097150800						

AMERICAN OVERSIGHT

State	2012-2016 ACS LIC Tract	Enter "YES" Below to Nominate LIC	2012-2016 Tract Poverty Rate	2012-2016 Tract Median Family Income	2012-2016 State Median Family Income	2012-2016 Core Based Statistical Area (CBSA) Median Family Income	Metro/Non-Metro
California	06097150901						
California	06097150902						
California	06097151000						
California	06097151100						
California	06097151201						
California	06097151203						
California	06097151204						
California	06097151301						
California	06097151305						
California	06097151306						
California	06097151307						
California	06097151308						
California	06097151309						
California	06097151310						
California	06097151311						
California	06097151401						
California	06097151402						
California	06097151502						
California	06097151503						
California	06097151504						
California	06097151601						
California	06097151602						
California	06097151700						
California	06097151800						
California	06097151900						
California	06097152000						
California	06097152100						
California	06097152201						
California	06097152202						
California	06097152203						
California	06097152300						
California	06097152400						
California	06097152501						
California	06097152502						
California	06097152600						
California	06097152701						
California	06097152702						
California	06097152801						
California	06097152802						
California	06097152903						
California	06097152904						
California	06097152905						
California	06097152906						
California	06097153001						
California	06097153002						
California	06097153003						
California	06097153005						
California	06097153006						

AMERICAN OVERSIGHT

State	2012-2016 ACS LIC Tract	Enter "YES" Below to Nominate LIC	2012-2016 Tract Poverty Rate	2012-2016 Tract Median Family Income	2012-2016 State Median Family Income	2012-2016 Core Based Statistical Area (CBSA) Median Family Income	Metro/Non-Metro
California	06097153102						
California	06097153103						
California	06097153104						
California	06097153200						
California	06097153300						
California	06097153401						
California	06097153403						
California	06097153404						
California	06097153501						
California	06097153502						
California	06097153600						
California	06097153703						
California	06097153704						
California	06097153705						
California	06097153706						
California	06097153801						
California	06097153804						
California	06097153806						
California	06097153807						
California	06097153808						
California	06097153809						
California	06097153901						
California	06097153902						
California	06097153903						
California	06097154000						
California	06097154100						
California	06097154201						
California	06097154202						
California	06097154302						
California	06097154303						
California	06097154304						
California	06097990100						
California	06099000101						
California	06099000102						
California	06099000201						
California	06099000202						
California	06099000203						
California	06099000301						
California	06099000302						
California	06099000303						
California	06099000304						
California	06099000402						
California	06099000403						
California	06099000404						
California	06099000501						
California	06099000503						
California	06099000504						
California	06099000505						

AMERICAN OVERSIGHT

State	2012-2016 ACS LIC Tract	Enter "YES" Below to Nominate LIC	2012-2016 Tract Poverty Rate	2012-2016 Tract Median Family Income	2012-2016 State Median Family Income	2012-2016 Core Based Statistical Area (CBSA) Median Family Income	Metro/Non-Metro
California	06099000506						
California	06099000510						
California	06099000601						
California	06099000602						
California	06099000801						
California	06099000803						
California	06099000805						
California	06099000806						
California	06099000807						
California	06099000905						
California	06099000906						
California	06099000907						
California	06099000908						
California	06099000909						
California	06099000910						
California	06099000911						
California	06099000912						
California	06099001001						
California	06099001002						
California	06099001100						
California	06099001200						
California	06099001300						
California	06099001400						
California	06099001500						
California	06099001601						
California	06099001603						
California	06099001604						
California	06099001700						
California	06099001800						
California	06099001900						
California	06099002002						
California	06099002004						
California	06099002005						
California	06099002006						
California	06099002100						
California	06099002200						
California	06099002301						
California	06099002302						
California	06099002401						
California	06099002402						
California	06099002501						
California	06099002503						
California	06099002504						
California	06099002602						
California	06099002603						
California	06099002604						
California	06099002605						
California	06099002701						

AMERICAN OVERSIGHT

State	2012-2016 ACS LIC Tract	Enter "YES" Below to Nominate LIC	2012-2016 Tract Poverty Rate	2012-2016 Tract Median Family Income	2012-2016 State Median Family Income	2012-2016 Core Based Statistical Area (CBSA) Median Family Income	Metro/Non-Metro
California	06099002702						
California	06099002801						
California	06099002802						
California	06099002803						
California	06099002901						
California	06099002902						
California	06099003001						
California	06099003002						
California	06099003100						
California	06099003201						
California	06099003202						
California	06099003300						
California	06099003400						
California	06099003500						
California	06099003603						
California	06099003604						
California	06099003605						
California	06099003606						
California	06099003700						
California	06099003802						
California	06099003803						
California	06099003804						
California	06099003805						
California	06099003904						
California	06099003905						
California	06099003906						
California	06099003907						
California	06099003908						
California	06099003909						
California	06099004000						
California	06101050101						
California	06101050102						
California	06101050201						
California	06101050202						
California	06101050301						
California	06101050302						
California	06101050401						
California	06101050402						
California	06101050403						
California	06101050501						
California	06101050503						
California	06101050504						
California	06101050601						
California	06101050603						
California	06101050604						
California	06101050701						
California	06101050702						
California	06101050800						

AMERICAN OVERSIGHT

State	2012-2016 ACS LIC Tract	Enter "YES" Below to Nominate LIC	2012-2016 Tract Poverty Rate	2012-2016 Tract Median Family Income	2012-2016 State Median Family Income	2012-2016 Core Based Statistical Area (CBSA) Median Family Income	Metro/Non-Metro
California	06101050900						
California	06101051000						
California	06101051100						
California	06103000100						
California	06103000200						
California	06103000300						
California	06103000400						
California	06103000500						
California	06103000600						
California	06103000700						
California	06103000800						
California	06103000900						
California	06103001000						
California	06103001100						
California	06105000101						
California	06105000102						
California	06105000200						
California	06105000300						
California	06105000400						
California	06107000100						
California	06107000201						
California	06107000202						
California	06107000301						
California	06107000302						
California	06107000401						
California	06107000402						
California	06107000501						
California	06107000502						
California	06107000600						
California	06107000701						
California	06107000702						
California	06107000800						
California	06107000900						
California	06107001003						
California	06107001004						
California	06107001005						
California	06107001006						
California	06107001100						
California	06107001200						
California	06107001301						
California	06107001302						
California	06107001400						
California	06107001501						
California	06107001502						
California	06107001601						
California	06107001602						
California	06107001701						
California	06107001703						

AMERICAN OVERSIGHT

State	2012-2016 ACS LIC Tract	Enter "YES" Below to Nominate LIC	2012-2016 Tract Poverty Rate	2012-2016 Tract Median Family Income	2012-2016 State Median Family Income	2012-2016 Core Based Statistical Area (CBSA) Median Family Income	Metro/Non-Metro
California	06107001704						
California	06107001800						
California	06107001901						
California	06107001902						
California	06107002002						
California	06107002003						
California	06107002004						
California	06107002006						
California	06107002007						
California	06107002008						
California	06107002009						
California	06107002100						
California	06107002202						
California	06107002203						
California	06107002204						
California	06107002302						
California	06107002303						
California	06107002304						
California	06107002400						
California	06107002500						
California	06107002601						
California	06107002602						
California	06107002700						
California	06107002800						
California	06107002901						
California	06107002903						
California	06107002904						
California	06107003001						
California	06107003002						
California	06107003100						
California	06107003200						
California	06107003300						
California	06107003400						
California	06107003501						
California	06107003502						
California	06107003601						
California	06107003602						
California	06107003700						
California	06107003801						
California	06107003802						
California	06107003901						
California	06107003902						
California	06107004000						
California	06107004101						
California	06107004102						
California	06107004200						
California	06107004300						
California	06107004400						

AMERICAN OVERSIGHT

State	2012-2016 ACS LIC Tract	Enter "YES" Below to Nominate LIC	2012-2016 Tract Poverty Rate	2012-2016 Tract Median Family Income	2012-2016 State Median Family Income	2012-2016 Core Based Statistical Area (CBSA) Median Family Income	Metro/Non-Metro
California	06107004500						
California	06109001100						
California	06109001200						
California	06109002100						
California	06109002200						
California	06109003100						
California	06109003200						
California	06109004100						
California	06109004200						
California	06109005100						
California	06109005201						
California	06109985202						
California	06111000100						
California	06111000200						
California	06111000302						
California	06111000303						
California	06111000304						
California	06111000400						
California	06111000500						
California	06111000600						
California	06111000701						
California	06111000702						
California	06111000800						
California	06111000901						
California	06111000902						
California	06111000903						
California	06111001001						
California	06111001002						
California	06111001101						
California	06111001102						
California	06111001201						
California	06111001202						
California	06111001204						
California	06111001206						
California	06111001301						
California	06111001302						
California	06111001401						
California	06111001402						
California	06111001502						
California	06111001503						
California	06111001506						
California	06111001507						
California	06111001601						
California	06111001602						
California	06111001700						
California	06111001800						
California	06111001900						
California	06111002000						

AMERICAN OVERSIGHT

State	2012-2016 ACS LIC Tract	Enter "YES" Below to Nominate LIC	2012-2016 Tract Poverty Rate	2012-2016 Tract Median Family Income	2012-2016 State Median Family Income	2012-2016 Core Based Statistical Area (CBSA) Median Family Income	Metro/Non-Metro
California	06111002102						
California	06111002200						
California	06111002300						
California	06111002400						
California	06111002500						
California	06111002600						
California	06111002700						
California	06111002800						
California	06111002901						
California	06111002905						
California	06111003010						
California	06111003011						
California	06111003012						
California	06111003013						
California	06111003100						
California	06111003201						
California	06111003300						
California	06111003605						
California	06111003608						
California	06111003609						
California	06111003612						
California	06111003700						
California	06111003801						
California	06111003802						
California	06111003900						
California	06111004000						
California	06111004101						
California	06111004200						
California	06111004304						
California	06111004305						
California	06111004400						
California	06111004503						
California	06111004504						
California	06111004505						
California	06111004506						
California	06111004600						
California	06111004704						
California	06111004710						
California	06111004711						
California	06111004715						
California	06111004716						
California	06111004717						
California	06111004901						
California	06111004902						
California	06111005002						
California	06111005003						
California	06111005004						
California	06111005100						

AMERICAN OVERSIGHT

State	2012-2016 ACS LIC Tract	Enter "YES" Below to Nominate LIC	2012-2016 Tract Poverty Rate	2012-2016 Tract Median Family Income	2012-2016 State Median Family Income	2012-2016 Core Based Statistical Area (CBSA) Median Family Income	Metro/Non-Metro
California	06111005202						
California	06111005203						
California	06111005204						
California	06111005205						
California	06111005303						
California	06111005304						
California	06111005305						
California	06111005306						
California	06111005401						
California	06111005403						
California	06111005404						
California	06111005502						
California	06111005503						
California	06111005504						
California	06111005600						
California	06111005700						
California	06111005801						
California	06111005802						
California	06111005901						
California	06111005906						
California	06111005907						
California	06111005908						
California	06111005909						
California	06111005910						
California	06111005911						
California	06111006000						
California	06111006100						
California	06111006200						
California	06111006301						
California	06111006302						
California	06111006400						
California	06111006500						
California	06111006600						
California	06111006700						
California	06111006800						
California	06111006900						
California	06111007000						
California	06111007100						
California	06111007201						
California	06111007202						
California	06111007300						
California	06111007402						
California	06111007403						
California	06111007405						
California	06111007406						
California	06111007505						
California	06111007506						
California	06111007507						

AMERICAN OVERSIGHT

State	2012-2016 ACS LIC Tract	Enter "YES" Below to Nominate LIC	2012-2016 Tract Poverty Rate	2012-2016 Tract Median Family Income	2012-2016 State Median Family Income	2012-2016 Core Based Statistical Area (CBSA) Median Family Income	Metro/Non-Metro
California	06111007508						
California	06111007509						
California	06111007510						
California	06111007511						
California	06111007512						
California	06111007513						
California	06111007514						
California	06111007606						
California	06111007607						
California	06111007609						
California	06111007610						
California	06111007611						
California	06111007612						
California	06111007613						
California	06111007614						
California	06111007700						
California	06111007800						
California	06111007901						
California	06111007903						
California	06111007904						
California	06111008001						
California	06111008002						
California	06111008004						
California	06111008005						
California	06111008101						
California	06111008201						
California	06111008202						
California	06111008302						
California	06111008303						
California	06111008304						
California	06111008305						
California	06111008306						
California	06111008401						
California	06111008402						
California	06111008500						
California	06111008600						
California	06111008700						
California	06111008800						
California	06111008900						
California	06111009100						
California	06111980000						
California	06111990100						
California	06113010101						
California	06113010102						
California	06113010201						
California	06113010203						
California	06113010204						
California	06113010302						

AMERICAN OVERSIGHT

State	2012-2016 ACS LIC Tract	Enter "YES" Below to Nominate LIC	2012-2016 Tract Poverty Rate	2012-2016 Tract Median Family Income	2012-2016 State Median Family Income	2012-2016 Core Based Statistical Area (CBSA) Median Family Income	Metro/Non-Metro
California	06113010310						
California	06113010312						
California	06113010401						
California	06113010402						
California	06113010501						
California	06113010505						
California	06113010508						
California	06113010509						
California	06113010510						
California	06113010511						
California	06113010512						
California	06113010513						
California	06113010602						
California	06113010605						
California	06113010606						
California	06113010607						
California	06113010608						
California	06113010701						
California	06113010703						
California	06113010704						
California	06113010800						
California	06113010901						
California	06113010902						
California	06113011001						
California	06113011002						
California	06113011101						
California	06113011102						
California	06113011103						
California	06113011203						
California	06113011204						
California	06113011205						
California	06113011206						
California	06113011300						
California	06113011400						
California	06113011500						
California	06115040100						
California	06115040200						
California	06115040301						
California	06115040302						
California	06115040303						
California	06115040400						
California	06115040500						
California	06115040600						
California	06115040700						
California	06115040800						
California	06115040901						
California	06115040902						
California	06115041000						

AMERICAN OVERSIGHT

State	2012-2016 ACS LIC Tract	Enter "YES" Below to Nominate LIC	2012-2016 Tract Poverty Rate	2012-2016 Tract Median Family Income	2012-2016 State Median Family Income	2012-2016 Core Based Statistical Area (CBSA) Median Family Income	Metro/Non-Metro
California	06115041100						
Colorado	08001007801						
Colorado	08001007802						
Colorado	08001007900						
Colorado	08001008000						
Colorado	08001008100						
Colorado	08001008200						
Colorado	08001008308						
Colorado	08001008309						
Colorado	08001008353						
Colorado	08001008401						
Colorado	08001008402						
Colorado	08001008505						
Colorado	08001008506						
Colorado	08001008507						
Colorado	08001008508						
Colorado	08001008523						
Colorado	08001008524						
Colorado	08001008526						
Colorado	08001008529						
Colorado	08001008533						
Colorado	08001008534						
Colorado	08001008535						
Colorado	08001008536						
Colorado	08001008537						
Colorado	08001008538						
Colorado	08001008539						
Colorado	08001008540						
Colorado	08001008541						
Colorado	08001008542						
Colorado	08001008543						
Colorado	08001008544						
Colorado	08001008545						
Colorado	08001008546						
Colorado	08001008547						
Colorado	08001008548						
Colorado	08001008549						
Colorado	08001008550						
Colorado	08001008551						
Colorado	08001008603						
Colorado	08001008604						
Colorado	08001008605						
Colorado	08001008606						
Colorado	08001008705						
Colorado	08001008706						
Colorado	08001008709						
Colorado	08001008801						
Colorado	08001008802						

AMERICAN OVERSIGHT

State	2012-2016 ACS LIC Tract	Enter "YES" Below to Nominate LIC	2012-2016 Tract Poverty Rate	2012-2016 Tract Median Family Income	2012-2016 State Median Family Income	2012-2016 Core Based Statistical Area (CBSA) Median Family Income	Metro/Non-Metro
Colorado	08001008901						
Colorado	08001009001						
Colorado	08001009002						
Colorado	08001009101						
Colorado	08001009103						
Colorado	08001009104						
Colorado	08001009202						
Colorado	08001009203						
Colorado	08001009204						
Colorado	08001009206						
Colorado	08001009207						
Colorado	08001009304						
Colorado	08001009306						
Colorado	08001009307						
Colorado	08001009308						
Colorado	08001009309						
Colorado	08001009310						
Colorado	08001009316						
Colorado	08001009318						
Colorado	08001009319						
Colorado	08001009320						
Colorado	08001009321						
Colorado	08001009322						
Colorado	08001009323						
Colorado	08001009325						
Colorado	08001009326						
Colorado	08001009327						
Colorado	08001009401						
Colorado	08001009406						
Colorado	08001009407						
Colorado	08001009408						
Colorado	08001009409						
Colorado	08001009410						
Colorado	08001009411						
Colorado	08001009501						
Colorado	08001009502						
Colorado	08001009553						
Colorado	08001009603						
Colorado	08001009604						
Colorado	08001009606						
Colorado	08001009607						
Colorado	08001009608						
Colorado	08001009751						
Colorado	08001009752						
Colorado	08001015000						
Colorado	08001060000						
Colorado	08001060100						
Colorado	08001060200						

AMERICAN OVERSIGHT

State	2012-2016 ACS LIC Tract	Enter "YES" Below to Nominate LIC	2012-2016 Tract Poverty Rate	2012-2016 Tract Median Family Income	2012-2016 State Median Family Income	2012-2016 Core Based Statistical Area (CBSA) Median Family Income	Metro/Non-Metro
Colorado	08001061200						
Colorado	08001988700						
Colorado	08003960000						
Colorado	08003960100						
Colorado	08003960200						
Colorado	08003960300						
Colorado	08005004951						
Colorado	08005004952						
Colorado	08005005551						
Colorado	08005005552						
Colorado	08005005553						
Colorado	08005005611						
Colorado	08005005612						
Colorado	08005005614						
Colorado	08005005619						
Colorado	08005005620						
Colorado	08005005621						
Colorado	08005005622						
Colorado	08005005623						
Colorado	08005005624						
Colorado	08005005625						
Colorado	08005005626						
Colorado	08005005627						
Colorado	08005005628						
Colorado	08005005629						
Colorado	08005005630						
Colorado	08005005631						
Colorado	08005005632						
Colorado	08005005633						
Colorado	08005005634						
Colorado	08005005635						
Colorado	08005005636						
Colorado	08005005700						
Colorado	08005005800						
Colorado	08005005951						
Colorado	08005005952						
Colorado	08005006000						
Colorado	08005006100						
Colorado	08005006200						
Colorado	08005006300						
Colorado	08005006400						
Colorado	08005006501						
Colorado	08005006502						
Colorado	08005006601						
Colorado	08005006603						
Colorado	08005006604						
Colorado	08005006704						
Colorado	08005006705						

AMERICAN OVERSIGHT

State	2012-2016 ACS LIC Tract	Enter "YES" Below to Nominate LIC	2012-2016 Tract Poverty Rate	2012-2016 Tract Median Family Income	2012-2016 State Median Family Income	2012-2016 Core Based Statistical Area (CBSA) Median Family Income	Metro/Non-Metro
Colorado	08005006706						
Colorado	08005006707						
Colorado	08005006708						
Colorado	08005006709						
Colorado	08005006711						
Colorado	08005006712						
Colorado	08005006713						
Colorado	08005006808						
Colorado	08005006815						
Colorado	08005006854						
Colorado	08005006855						
Colorado	08005006856						
Colorado	08005006857						
Colorado	08005006858						
Colorado	08005007101						
Colorado	08005007103						
Colorado	08005007104						
Colorado	08005007105						
Colorado	08005007106						
Colorado	08005007107						
Colorado	08005007201						
Colorado	08005007202						
Colorado	08005007301						
Colorado	08005007302						
Colorado	08005007400						
Colorado	08005007500						
Colorado	08005007600						
Colorado	08005007702						
Colorado	08005007703						
Colorado	08005007704						
Colorado	08005015100						
Colorado	08005080000						
Colorado	08005080100						
Colorado	08005080200						
Colorado	08005080300						
Colorado	08005080400						
Colorado	08005080500						
Colorado	08005080600						
Colorado	08005080700						
Colorado	08005080800						
Colorado	08005080900						
Colorado	08005081000						
Colorado	08005081100						
Colorado	08005081200						
Colorado	08005081300						
Colorado	08005081400						
Colorado	08005081500						
Colorado	08005081600						

AMERICAN OVERSIGHT

State	2012-2016 ACS LIC Tract	Enter "YES" Below to Nominate LIC	2012-2016 Tract Poverty Rate	2012-2016 Tract Median Family Income	2012-2016 State Median Family Income	2012-2016 Core Based Statistical Area (CBSA) Median Family Income	Metro/Non-Metro
Colorado	08005081700						
Colorado	08005081800						
Colorado	08005081900						
Colorado	08005082000						
Colorado	08005082100						
Colorado	08005082200						
Colorado	08005082300						
Colorado	08005082400						
Colorado	08005082500						
Colorado	08005082600						
Colorado	08005082700						
Colorado	08005082800						
Colorado	08005082900						
Colorado	08005083000						
Colorado	08005083100						
Colorado	08005083200						
Colorado	08005083300						
Colorado	08005083400						
Colorado	08005083500						
Colorado	08005083600						
Colorado	08005083700						
Colorado	08005083800						
Colorado	08005083900						
Colorado	08005084000						
Colorado	08005084100						
Colorado	08005084200						
Colorado	08005084300						
Colorado	08005084400						
Colorado	08005084500						
Colorado	08005084600						
Colorado	08005084700						
Colorado	08005084800						
Colorado	08005084900						
Colorado	08005085000						
Colorado	08005085100						
Colorado	08005085200						
Colorado	08005085300						
Colorado	08005085400						
Colorado	08005085500						
Colorado	08005085600						
Colorado	08005085700						
Colorado	08005085800						
Colorado	08005085900						
Colorado	08005086000						
Colorado	08005086100						
Colorado	08005086200						
Colorado	08005086300						
Colorado	08005086400						

AMERICAN OVERSIGHT

State	2012-2016 ACS LIC Tract	Enter "YES" Below to Nominate LIC	2012-2016 Tract Poverty Rate	2012-2016 Tract Median Family Income	2012-2016 State Median Family Income	2012-2016 Core Based Statistical Area (CBSA) Median Family Income	Metro/Non-Metro
Colorado	08005086500						
Colorado	08005086600						
Colorado	08005086700						
Colorado	08005086800						
Colorado	08005086900						
Colorado	08005087000						
Colorado	08005087100						
Colorado	08005087200						
Colorado	08005087300						
Colorado	08007940400						
Colorado	08007974200						
Colorado	08007974300						
Colorado	08007974400						
Colorado	08009964600						
Colorado	08009964700						
Colorado	08011966700						
Colorado	08013012101						
Colorado	08013012102						
Colorado	08013012103						
Colorado	08013012104						
Colorado	08013012105						
Colorado	08013012201						
Colorado	08013012202						
Colorado	08013012203						
Colorado	08013012204						
Colorado	08013012300						
Colorado	08013012401						
Colorado	08013012501						
Colorado	08013012505						
Colorado	08013012507						
Colorado	08013012508						
Colorado	08013012509						
Colorado	08013012510						
Colorado	08013012511						
Colorado	08013012603						
Colorado	08013012605						
Colorado	08013012607						
Colorado	08013012608						
Colorado	08013012701						
Colorado	08013012705						
Colorado	08013012707						
Colorado	08013012708						
Colorado	08013012709						
Colorado	08013012710						
Colorado	08013012800						
Colorado	08013012903						
Colorado	08013012904						
Colorado	08013012905						

AMERICAN OVERSIGHT

State	2012-2016 ACS LIC Tract	Enter "YES" Below to Nominate LIC	2012-2016 Tract Poverty Rate	2012-2016 Tract Median Family Income	2012-2016 State Median Family Income	2012-2016 Core Based Statistical Area (CBSA) Median Family Income	Metro/Non-Metro
Colorado	08013012907						
Colorado	08013013003						
Colorado	08013013004						
Colorado	08013013005						
Colorado	08013013006						
Colorado	08013013201						
Colorado	08013013202						
Colorado	08013013205						
Colorado	08013013207						
Colorado	08013013208						
Colorado	08013013210						
Colorado	08013013211						
Colorado	08013013212						
Colorado	08013013213						
Colorado	08013013302						
Colorado	08013013305						
Colorado	08013013306						
Colorado	08013013307						
Colorado	08013013308						
Colorado	08013013401						
Colorado	08013013402						
Colorado	08013013503						
Colorado	08013013505						
Colorado	08013013506						
Colorado	08013013507						
Colorado	08013013508						
Colorado	08013013601						
Colorado	08013013602						
Colorado	08013013701						
Colorado	08013013702						
Colorado	08013060600						
Colorado	08013060700						
Colorado	08013060800						
Colorado	08013060900						
Colorado	08013061300						
Colorado	08013061400						
Colorado	08014030000						
Colorado	08014030100						
Colorado	08014030200						
Colorado	08014030300						
Colorado	08014030400						
Colorado	08014030500						
Colorado	08014030600						
Colorado	08014030700						
Colorado	08014030800						
Colorado	08014030900						
Colorado	08014031000						
Colorado	08014031100						

AMERICAN OVERSIGHT

State	2012-2016 ACS LIC Tract	Enter "YES" Below to Nominate LIC	2012-2016 Tract Poverty Rate	2012-2016 Tract Median Family Income	2012-2016 State Median Family Income	2012-2016 Core Based Statistical Area (CBSA) Median Family Income	Metro/Non-Metro
Colorado	08014031200						
Colorado	08014031300						
Colorado	08014031400						
Colorado	08014980100						
Colorado	08014980200						
Colorado	08014980300						
Colorado	08015000100						
Colorado	08015000200						
Colorado	08015000300						
Colorado	08015000401						
Colorado	08015000402						
Colorado	08017960600						
Colorado	08019014700						
Colorado	08019014800						
Colorado	08019014900						
Colorado	08021974800						
Colorado	08021974900						
Colorado	08023972600						
Colorado	08023972700						
Colorado	08025969600						
Colorado	08027970100						
Colorado	08029964600						
Colorado	08029964700						
Colorado	08029964800						
Colorado	08029964900						
Colorado	08029965000						
Colorado	08029965100						
Colorado	08029965200						
Colorado	08031000102						
Colorado	08031000201						
Colorado	08031000202						
Colorado	08031000301						
Colorado	08031000302						
Colorado	08031000303						
Colorado	08031000401						
Colorado	08031000402						
Colorado	08031000501						
Colorado	08031000502						
Colorado	08031000600						
Colorado	08031000701						
Colorado	08031000702						
Colorado	08031000800						
Colorado	08031000902						
Colorado	08031000903						
Colorado	08031000904						
Colorado	08031000905						
Colorado	08031001000						
Colorado	08031001101						

AMERICAN OVERSIGHT

State	2012-2016 ACS LIC Tract	Enter "YES" Below to Nominate LIC	2012-2016 Tract Poverty Rate	2012-2016 Tract Median Family Income	2012-2016 State Median Family Income	2012-2016 Core Based Statistical Area (CBSA) Median Family Income	Metro/Non-Metro
Colorado	08031001102						
Colorado	08031001301						
Colorado	08031001302						
Colorado	08031001401						
Colorado	08031001402						
Colorado	08031001403						
Colorado	08031001500						
Colorado	08031001600						
Colorado	08031001701						
Colorado	08031001702						
Colorado	08031001800						
Colorado	08031001901						
Colorado	08031001902						
Colorado	08031002000						
Colorado	08031002100						
Colorado	08031002300						
Colorado	08031002402						
Colorado	08031002403						
Colorado	08031002601						
Colorado	08031002602						
Colorado	08031002701						
Colorado	08031002702						
Colorado	08031002703						
Colorado	08031002801						
Colorado	08031002802						
Colorado	08031002803						
Colorado	08031002901						
Colorado	08031002902						
Colorado	08031003001						
Colorado	08031003002						
Colorado	08031003003						
Colorado	08031003004						
Colorado	08031003101						
Colorado	08031003102						
Colorado	08031003201						
Colorado	08031003202						
Colorado	08031003203						
Colorado	08031003300						
Colorado	08031003401						
Colorado	08031003402						
Colorado	08031003500						
Colorado	08031003601						
Colorado	08031003602						
Colorado	08031003603						
Colorado	08031003701						
Colorado	08031003702						
Colorado	08031003703						
Colorado	08031003800						

AMERICAN OVERSIGHT

State	2012-2016 ACS LIC Tract	Enter "YES" Below to Nominate LIC	2012-2016 Tract Poverty Rate	2012-2016 Tract Median Family Income	2012-2016 State Median Family Income	2012-2016 Core Based Statistical Area (CBSA) Median Family Income	Metro/Non-Metro
Colorado	08031003901						
Colorado	08031003902						
Colorado	08031004002						
Colorado	08031004003						
Colorado	08031004004						
Colorado	08031004005						
Colorado	08031004006						
Colorado	08031004101						
Colorado	08031004102						
Colorado	08031004103						
Colorado	08031004104						
Colorado	08031004106						
Colorado	08031004107						
Colorado	08031004201						
Colorado	08031004202						
Colorado	08031004301						
Colorado	08031004302						
Colorado	08031004303						
Colorado	08031004304						
Colorado	08031004306						
Colorado	08031004403						
Colorado	08031004404						
Colorado	08031004405						
Colorado	08031004503						
Colorado	08031004504						
Colorado	08031004505						
Colorado	08031004506						
Colorado	08031004601						
Colorado	08031004602						
Colorado	08031004603						
Colorado	08031004700						
Colorado	08031004801						
Colorado	08031005001						
Colorado	08031005002						
Colorado	08031005102						
Colorado	08031005104						
Colorado	08031005200						
Colorado	08031005300						
Colorado	08031005502						
Colorado	08031005503						
Colorado	08031006701						
Colorado	08031006804						
Colorado	08031006809						
Colorado	08031006810						
Colorado	08031006811						
Colorado	08031006812						
Colorado	08031006813						
Colorado	08031006814						

AMERICAN OVERSIGHT

State	2012-2016 ACS LIC Tract	Enter "YES" Below to Nominate LIC	2012-2016 Tract Poverty Rate	2012-2016 Tract Median Family Income	2012-2016 State Median Family Income	2012-2016 Core Based Statistical Area (CBSA) Median Family Income	Metro/Non-Metro
Colorado	08031006901						
Colorado	08031007006						
Colorado	08031007013						
Colorado	08031007037						
Colorado	08031007088						
Colorado	08031007089						
Colorado	08031008304						
Colorado	08031008305						
Colorado	08031008306						
Colorado	08031008312						
Colorado	08031008386						
Colorado	08031008387						
Colorado	08031008388						
Colorado	08031008389						
Colorado	08031008390						
Colorado	08031008391						
Colorado	08031011902						
Colorado	08031011903						
Colorado	08031012001						
Colorado	08031012010						
Colorado	08031012014						
Colorado	08031015300						
Colorado	08031015400						
Colorado	08031015500						
Colorado	08031015600						
Colorado	08031015700						
Colorado	08031980000						
Colorado	08031980100						
Colorado	08033000100						
Colorado	08035013901						
Colorado	08035013904						
Colorado	08035013905						
Colorado	08035013907						
Colorado	08035013908						
Colorado	08035013909						
Colorado	08035013910						
Colorado	08035013911						
Colorado	08035014001						
Colorado	08035014005						
Colorado	08035014006						
Colorado	08035014007						
Colorado	08035014008						
Colorado	08035014009						
Colorado	08035014010						
Colorado	08035014011						
Colorado	08035014012						
Colorado	08035014013						
Colorado	08035014107						

AMERICAN OVERSIGHT

State	2012-2016 ACS LIC Tract	Enter "YES" Below to Nominate LIC	2012-2016 Tract Poverty Rate	2012-2016 Tract Median Family Income	2012-2016 State Median Family Income	2012-2016 Core Based Statistical Area (CBSA) Median Family Income	Metro/Non-Metro
Colorado	08035014108						
Colorado	08035014109						
Colorado	08035014110						
Colorado	08035014112						
Colorado	08035014113						
Colorado	08035014114						
Colorado	08035014115						
Colorado	08035014116						
Colorado	08035014122						
Colorado	08035014123						
Colorado	08035014124						
Colorado	08035014125						
Colorado	08035014126						
Colorado	08035014127						
Colorado	08035014128						
Colorado	08035014129						
Colorado	08035014130						
Colorado	08035014131						
Colorado	08035014132						
Colorado	08035014133						
Colorado	08035014134						
Colorado	08035014135						
Colorado	08035014136						
Colorado	08035014137						
Colorado	08035014138						
Colorado	08035014139						
Colorado	08035014140						
Colorado	08035014202						
Colorado	08035014203						
Colorado	08035014204						
Colorado	08035014300						
Colorado	08035014403						
Colorado	08035014404						
Colorado	08035014405						
Colorado	08035014406						
Colorado	08035014503						
Colorado	08035014504						
Colorado	08035014505						
Colorado	08035014506						
Colorado	08035014602						
Colorado	08035014603						
Colorado	08035014604						
Colorado	08037000100						
Colorado	08037000200						
Colorado	08037000301						
Colorado	08037000302						
Colorado	08037000401						
Colorado	08037000402						

AMERICAN OVERSIGHT

State	2012-2016 ACS LIC Tract	Enter "YES" Below to Nominate LIC	2012-2016 Tract Poverty Rate	2012-2016 Tract Median Family Income	2012-2016 State Median Family Income	2012-2016 Core Based Statistical Area (CBSA) Median Family Income	Metro/Non-Metro
Colorado	08037000403						
Colorado	08037000501						
Colorado	08037000502						
Colorado	08037000503						
Colorado	08037000600						
Colorado	08037000701						
Colorado	08037000702						
Colorado	08037000703						
Colorado	08039961100						
Colorado	08039961204						
Colorado	08039961205						
Colorado	08039961206						
Colorado	08039961207						
Colorado	08039961208						
Colorado	08039961209						
Colorado	08041000101						
Colorado	08041000102						
Colorado	08041000202						
Colorado	08041000203						
Colorado	08041000301						
Colorado	08041000302						
Colorado	08041000400						
Colorado	08041000500						
Colorado	08041000600						
Colorado	08041000700						
Colorado	08041000800						
Colorado	08041000900						
Colorado	08041001000						
Colorado	08041001101						
Colorado	08041001104						
Colorado	08041001301						
Colorado	08041001302						
Colorado	08041001400						
Colorado	08041001500						
Colorado	08041001600						
Colorado	08041001700						
Colorado	08041001800						
Colorado	08041001900						
Colorado	08041002000						
Colorado	08041002101						
Colorado	08041002102						
Colorado	08041002200						
Colorado	08041002300						
Colorado	08041002400						
Colorado	08041002501						
Colorado	08041002502						
Colorado	08041002700						
Colorado	08041002800						

AMERICAN OVERSIGHT

State	2012-2016 ACS LIC Tract	Enter "YES" Below to Nominate LIC	2012-2016 Tract Poverty Rate	2012-2016 Tract Median Family Income	2012-2016 State Median Family Income	2012-2016 Core Based Statistical Area (CBSA) Median Family Income	Metro/Non-Metro
Colorado	08041002900						
Colorado	08041003000						
Colorado	08041003100						
Colorado	08041003303						
Colorado	08041003305						
Colorado	08041003306						
Colorado	08041003307						
Colorado	08041003308						
Colorado	08041003400						
Colorado	08041003701						
Colorado	08041003702						
Colorado	08041003705						
Colorado	08041003706						
Colorado	08041003707						
Colorado	08041003708						
Colorado	08041003709						
Colorado	08041003801						
Colorado	08041003802						
Colorado	08041003902						
Colorado	08041003905						
Colorado	08041003906						
Colorado	08041003909						
Colorado	08041004008						
Colorado	08041004009						
Colorado	08041004100						
Colorado	08041004200						
Colorado	08041004300						
Colorado	08041004401						
Colorado	08041004402						
Colorado	08041004403						
Colorado	08041004501						
Colorado	08041004502						
Colorado	08041004503						
Colorado	08041004506						
Colorado	08041004507						
Colorado	08041004508						
Colorado	08041004510						
Colorado	08041004511						
Colorado	08041004601						
Colorado	08041004602						
Colorado	08041004603						
Colorado	08041004701						
Colorado	08041004702						
Colorado	08041004703						
Colorado	08041004705						
Colorado	08041004706						
Colorado	08041004800						
Colorado	08041004901						

AMERICAN OVERSIGHT

State	2012-2016 ACS LIC Tract	Enter "YES" Below to Nominate LIC	2012-2016 Tract Poverty Rate	2012-2016 Tract Median Family Income	2012-2016 State Median Family Income	2012-2016 Core Based Statistical Area (CBSA) Median Family Income	Metro/Non-Metro
Colorado	08041004902						
Colorado	08041005000						
Colorado	08041005104						
Colorado	08041005105						
Colorado	08041005106						
Colorado	08041005107						
Colorado	08041005108						
Colorado	08041005109						
Colorado	08041005110						
Colorado	08041005111						
Colorado	08041005201						
Colorado	08041005202						
Colorado	08041005300						
Colorado	08041005400						
Colorado	08041005501						
Colorado	08041005502						
Colorado	08041005601						
Colorado	08041005602						
Colorado	08041005700						
Colorado	08041005800						
Colorado	08041005900						
Colorado	08041006000						
Colorado	08041006100						
Colorado	08041006200						
Colorado	08041006301						
Colorado	08041006302						
Colorado	08041006400						
Colorado	08041006501						
Colorado	08041006502						
Colorado	08041006600						
Colorado	08041006700						
Colorado	08041006801						
Colorado	08041006802						
Colorado	08041006901						
Colorado	08041006902						
Colorado	08041007000						
Colorado	08041007101						
Colorado	08041007102						
Colorado	08041007201						
Colorado	08041007202						
Colorado	08041007300						
Colorado	08041007400						
Colorado	08041007500						
Colorado	08041007601						
Colorado	08041007602						
Colorado	08041007700						
Colorado	08041007800						
Colorado	08041007900						

AMERICAN OVERSIGHT

State	2012-2016 ACS LIC Tract	Enter "YES" Below to Nominate LIC	2012-2016 Tract Poverty Rate	2012-2016 Tract Median Family Income	2012-2016 State Median Family Income	2012-2016 Core Based Statistical Area (CBSA) Median Family Income	Metro/Non-Metro
Colorado	08041008000						
Colorado	08043978100						
Colorado	08043978200						
Colorado	08043978300						
Colorado	08043978400						
Colorado	08043978500						
Colorado	08043978600						
Colorado	08043978800						
Colorado	08043979000						
Colorado	08043979100						
Colorado	08043979200						
Colorado	08043979400						
Colorado	08043980100						
Colorado	08043980200						
Colorado	08043980300						
Colorado	08045951600						
Colorado	08045951701						
Colorado	08045951702						
Colorado	08045951802						
Colorado	08045951803						
Colorado	08045951804						
Colorado	08045951901						
Colorado	08045951902						
Colorado	08045952001						
Colorado	08045952002						
Colorado	08045952100						
Colorado	08047013800						
Colorado	08049000100						
Colorado	08049000201						
Colorado	08049000202						
Colorado	08051963600						
Colorado	08051963700						
Colorado	08051963800						
Colorado	08051963900						
Colorado	08053973100						
Colorado	08055960600						
Colorado	08055960900						
Colorado	08057955600						
Colorado	08059009806						
Colorado	08059009807						
Colorado	08059009808						
Colorado	08059009815						
Colorado	08059009823						
Colorado	08059009824						
Colorado	08059009827						
Colorado	08059009828						
Colorado	08059009829						
Colorado	08059009830						

AMERICAN OVERSIGHT

State	2012-2016 ACS LIC Tract	Enter "YES" Below to Nominate LIC	2012-2016 Tract Poverty Rate	2012-2016 Tract Median Family Income	2012-2016 State Median Family Income	2012-2016 Core Based Statistical Area (CBSA) Median Family Income	Metro/Non-Metro
Colorado	08059009831						
Colorado	08059009832						
Colorado	08059009833						
Colorado	08059009834						
Colorado	08059009835						
Colorado	08059009836						
Colorado	08059009837						
Colorado	08059009838						
Colorado	08059009839						
Colorado	08059009840						
Colorado	08059009841						
Colorado	08059009842						
Colorado	08059009843						
Colorado	08059009845						
Colorado	08059009846						
Colorado	08059009847						
Colorado	08059009848						
Colorado	08059009849						
Colorado	08059009850						
Colorado	08059009851						
Colorado	08059009852						
Colorado	08059009900						
Colorado	08059010000						
Colorado	08059010100						
Colorado	08059010205						
Colorado	08059010206						
Colorado	08059010208						
Colorado	08059010209						
Colorado	08059010210						
Colorado	08059010211						
Colorado	08059010212						
Colorado	08059010213						
Colorado	08059010303						
Colorado	08059010304						
Colorado	08059010305						
Colorado	08059010306						
Colorado	08059010307						
Colorado	08059010308						
Colorado	08059010402						
Colorado	08059010403						
Colorado	08059010405						
Colorado	08059010406						
Colorado	08059010502						
Colorado	08059010503						
Colorado	08059010504						
Colorado	08059010603						
Colorado	08059010604						
Colorado	08059010701						

AMERICAN OVERSIGHT

State	2012-2016 ACS LIC Tract	Enter "YES" Below to Nominate LIC	2012-2016 Tract Poverty Rate	2012-2016 Tract Median Family Income	2012-2016 State Median Family Income	2012-2016 Core Based Statistical Area (CBSA) Median Family Income	Metro/Non-Metro
Colorado	08059010702						
Colorado	08059010801						
Colorado	08059010901						
Colorado	08059010902						
Colorado	08059011000						
Colorado	08059011100						
Colorado	08059011202						
Colorado	08059011300						
Colorado	08059011401						
Colorado	08059011402						
Colorado	08059011550						
Colorado	08059011601						
Colorado	08059011602						
Colorado	08059011701						
Colorado	08059011702						
Colorado	08059011708						
Colorado	08059011709						
Colorado	08059011710						
Colorado	08059011711						
Colorado	08059011712						
Colorado	08059011720						
Colorado	08059011721						
Colorado	08059011723						
Colorado	08059011724						
Colorado	08059011725						
Colorado	08059011726						
Colorado	08059011727						
Colorado	08059011728						
Colorado	08059011729						
Colorado	08059011730						
Colorado	08059011731						
Colorado	08059011732						
Colorado	08059011733						
Colorado	08059011803						
Colorado	08059011804						
Colorado	08059011805						
Colorado	08059011806						
Colorado	08059011904						
Colorado	08059011951						
Colorado	08059012022						
Colorado	08059012023						
Colorado	08059012024						
Colorado	08059012026						
Colorado	08059012027						
Colorado	08059012030						
Colorado	08059012031						
Colorado	08059012032						
Colorado	08059012033						

AMERICAN OVERSIGHT

State	2012-2016 ACS LIC Tract	Enter "YES" Below to Nominate LIC	2012-2016 Tract Poverty Rate	2012-2016 Tract Median Family Income	2012-2016 State Median Family Income	2012-2016 Core Based Statistical Area (CBSA) Median Family Income	Metro/Non-Metro
Colorado	08059012034						
Colorado	08059012035						
Colorado	08059012036						
Colorado	08059012037						
Colorado	08059012038						
Colorado	08059012039						
Colorado	08059012041						
Colorado	08059012042						
Colorado	08059012043						
Colorado	08059012044						
Colorado	08059012045						
Colorado	08059012046						
Colorado	08059012047						
Colorado	08059012048						
Colorado	08059012049						
Colorado	08059012050						
Colorado	08059012051						
Colorado	08059012052						
Colorado	08059012053						
Colorado	08059012054						
Colorado	08059012055						
Colorado	08059012057						
Colorado	08059012058						
Colorado	08059012059						
Colorado	08059012060						
Colorado	08059015800						
Colorado	08059015900						
Colorado	08059060300						
Colorado	08059060400						
Colorado	08059060500						
Colorado	08059980000						
Colorado	08059980400						
Colorado	08061960100						
Colorado	08063962100						
Colorado	08063962200						
Colorado	08063962300						
Colorado	08065961700						
Colorado	08065961900						
Colorado	08067940300						
Colorado	08067940400						
Colorado	08067970600						
Colorado	08067970701						
Colorado	08067970703						
Colorado	08067970704						
Colorado	08067970800						
Colorado	08067970900						
Colorado	08067971000						
Colorado	08067971100						

AMERICAN OVERSIGHT

State	2012-2016 ACS LIC Tract	Enter "YES" Below to Nominate LIC	2012-2016 Tract Poverty Rate	2012-2016 Tract Median Family Income	2012-2016 State Median Family Income	2012-2016 Core Based Statistical Area (CBSA) Median Family Income	Metro/Non-Metro
Colorado	08069000100						
Colorado	08069000201						
Colorado	08069000202						
Colorado	08069000300						
Colorado	08069000401						
Colorado	08069000402						
Colorado	08069000503						
Colorado	08069000504						
Colorado	08069000505						
Colorado	08069000506						
Colorado	08069000600						
Colorado	08069000700						
Colorado	08069000801						
Colorado	08069000802						
Colorado	08069000901						
Colorado	08069000902						
Colorado	08069001003						
Colorado	08069001004						
Colorado	08069001007						
Colorado	08069001008						
Colorado	08069001009						
Colorado	08069001010						
Colorado	08069001104						
Colorado	08069001106						
Colorado	08069001107						
Colorado	08069001109						
Colorado	08069001110						
Colorado	08069001111						
Colorado	08069001112						
Colorado	08069001113						
Colorado	08069001114						
Colorado	08069001301						
Colorado	08069001304						
Colorado	08069001305						
Colorado	08069001306						
Colorado	08069001307						
Colorado	08069001308						
Colorado	08069001601						
Colorado	08069001602						
Colorado	08069001603						
Colorado	08069001605						
Colorado	08069001606						
Colorado	08069001607						
Colorado	08069001608						
Colorado	08069001704						
Colorado	08069001706						
Colorado	08069001707						
Colorado	08069001708						

AMERICAN OVERSIGHT

State	2012-2016 ACS LIC Tract	Enter "YES" Below to Nominate LIC	2012-2016 Tract Poverty Rate	2012-2016 Tract Median Family Income	2012-2016 State Median Family Income	2012-2016 Core Based Statistical Area (CBSA) Median Family Income	Metro/Non-Metro
Colorado	08069001709						
Colorado	08069001804						
Colorado	08069001806						
Colorado	08069001807						
Colorado	08069001808						
Colorado	08069001809						
Colorado	08069001901						
Colorado	08069001902						
Colorado	08069001903						
Colorado	08069002005						
Colorado	08069002007						
Colorado	08069002008						
Colorado	08069002010						
Colorado	08069002011						
Colorado	08069002300						
Colorado	08069002401						
Colorado	08069002402						
Colorado	08069002501						
Colorado	08069002502						
Colorado	08069002503						
Colorado	08069002600						
Colorado	08069002700						
Colorado	08069002801						
Colorado	08069002802						
Colorado	08069002803						
Colorado	08071000100						
Colorado	08071000200						
Colorado	08071000300						
Colorado	08071000400						
Colorado	08071000500						
Colorado	08071000800						
Colorado	08073961700						
Colorado	08073961800						
Colorado	08075965900						
Colorado	08075966000						
Colorado	08075966100						
Colorado	08075966200						
Colorado	08075966300						
Colorado	08075966400						
Colorado	08077000200						
Colorado	08077000300						
Colorado	08077000400						
Colorado	08077000500						
Colorado	08077000601						
Colorado	08077000602						
Colorado	08077000700						
Colorado	08077000800						
Colorado	08077000900						

AMERICAN OVERSIGHT

State	2012-2016 ACS LIC Tract	Enter "YES" Below to Nominate LIC	2012-2016 Tract Poverty Rate	2012-2016 Tract Median Family Income	2012-2016 State Median Family Income	2012-2016 Core Based Statistical Area (CBSA) Median Family Income	Metro/Non-Metro
Colorado	08077001001						
Colorado	08077001002						
Colorado	08077001101						
Colorado	08077001102						
Colorado	08077001200						
Colorado	08077001301						
Colorado	08077001302						
Colorado	08077001402						
Colorado	08077001403						
Colorado	08077001404						
Colorado	08077001501						
Colorado	08077001502						
Colorado	08077001600						
Colorado	08077001702						
Colorado	08077001703						
Colorado	08077001705						
Colorado	08077001706						
Colorado	08077001707						
Colorado	08077001800						
Colorado	08077001900						
Colorado	08079973600						
Colorado	08081000300						
Colorado	08081000400						
Colorado	08081000500						
Colorado	08081000600						
Colorado	08083941100						
Colorado	08083969000						
Colorado	08083969100						
Colorado	08083969200						
Colorado	08083969300						
Colorado	08083969400						
Colorado	08083969600						
Colorado	08085966100						
Colorado	08085966201						
Colorado	08085966202						
Colorado	08085966300						
Colorado	08085966400						
Colorado	08085966501						
Colorado	08085966502						
Colorado	08085966503						
Colorado	08085966601						
Colorado	08085966602						
Colorado	08087000100						
Colorado	08087000200						
Colorado	08087000300						
Colorado	08087000400						
Colorado	08087000500						
Colorado	08087000600						

AMERICAN OVERSIGHT

State	2012-2016 ACS LIC Tract	Enter "YES" Below to Nominate LIC	2012-2016 Tract Poverty Rate	2012-2016 Tract Median Family Income	2012-2016 State Median Family Income	2012-2016 Core Based Statistical Area (CBSA) Median Family Income	Metro/Non-Metro
Colorado	08087000700						
Colorado	08087000800						
Colorado	08089968000						
Colorado	08089968100						
Colorado	08089968200						
Colorado	08089968300						
Colorado	08089968400						
Colorado	08089968500						
Colorado	08089968600						
Colorado	08091967600						
Colorado	08093000100						
Colorado	08093000200						
Colorado	08093000300						
Colorado	08093000400						
Colorado	08093000500						
Colorado	08095967600						
Colorado	08095967700						
Colorado	08097000100						
Colorado	08097000401						
Colorado	08097000402						
Colorado	08097000500						
Colorado	08099000100						
Colorado	08099000200						
Colorado	08099000300						
Colorado	08099000600						
Colorado	08099000700						
Colorado	08101000100						
Colorado	08101000200						
Colorado	08101000300						
Colorado	08101000400						
Colorado	08101000500						
Colorado	08101000600						
Colorado	08101000800						
Colorado	08101000902						
Colorado	08101000903						
Colorado	08101000904						
Colorado	08101000905						
Colorado	08101001000						
Colorado	08101001100						
Colorado	08101001200						
Colorado	08101001400						
Colorado	08101001500						
Colorado	08101001600						
Colorado	08101001700						
Colorado	08101001800						
Colorado	08101001900						
Colorado	08101002000						
Colorado	08101002100						

AMERICAN OVERSIGHT

State	2012-2016 ACS LIC Tract	Enter "YES" Below to Nominate LIC	2012-2016 Tract Poverty Rate	2012-2016 Tract Median Family Income	2012-2016 State Median Family Income	2012-2016 Core Based Statistical Area (CBSA) Median Family Income	Metro/Non-Metro
Colorado	08101002200						
Colorado	08101002300						
Colorado	08101002400						
Colorado	08101002500						
Colorado	08101002600						
Colorado	08101002700						
Colorado	08101002801						
Colorado	08101002802						
Colorado	08101002804						
Colorado	08101002806						
Colorado	08101002807						
Colorado	08101002808						
Colorado	08101002901						
Colorado	08101002903						
Colorado	08101002906						
Colorado	08101002911						
Colorado	08101002912						
Colorado	08101002913						
Colorado	08101002914						
Colorado	08101002915						
Colorado	08101002916						
Colorado	08101002917						
Colorado	08101002918						
Colorado	08101003001						
Colorado	08101003004						
Colorado	08101003103						
Colorado	08101003104						
Colorado	08101003105						
Colorado	08101003106						
Colorado	08101003200						
Colorado	08101003500						
Colorado	08101003600						
Colorado	08101980100						
Colorado	08103951100						
Colorado	08103951200						
Colorado	08105976700						
Colorado	08105976800						
Colorado	08105977000						
Colorado	08107000100						
Colorado	08107000200						
Colorado	08107000300						
Colorado	08107000400						
Colorado	08107000500						
Colorado	08107000600						
Colorado	08107000700						
Colorado	08107000800						
Colorado	08109977600						
Colorado	08109977700						

AMERICAN OVERSIGHT

State	2012-2016 ACS LIC Tract	Enter "YES" Below to Nominate LIC	2012-2016 Tract Poverty Rate	2012-2016 Tract Median Family Income	2012-2016 State Median Family Income	2012-2016 Core Based Statistical Area (CBSA) Median Family Income	Metro/Non-Metro
Colorado	08111972600						
Colorado	08113968101						
Colorado	08113968102						
Colorado	08113968103						
Colorado	08113968200						
Colorado	08115968300						
Colorado	08117000100						
Colorado	08117000200						
Colorado	08117000300						
Colorado	08117000401						
Colorado	08117000402						
Colorado	08119010103						
Colorado	08119010104						
Colorado	08119010105						
Colorado	08119010106						
Colorado	08119010201						
Colorado	08119010202						
Colorado	08121924100						
Colorado	08121924200						
Colorado	08123000100						
Colorado	08123000200						
Colorado	08123000300						
Colorado	08123000401						
Colorado	08123000402						
Colorado	08123000501						
Colorado	08123000502						
Colorado	08123000600						
Colorado	08123000701						
Colorado	08123000703						
Colorado	08123000704						
Colorado	08123000705						
Colorado	08123000800						
Colorado	08123000900						
Colorado	08123001003						
Colorado	08123001004						
Colorado	08123001005						
Colorado	08123001006						
Colorado	08123001100						
Colorado	08123001201						
Colorado	08123001202						
Colorado	08123001300						
Colorado	08123001404						
Colorado	08123001405						
Colorado	08123001406						
Colorado	08123001407						
Colorado	08123001408						
Colorado	08123001409						
Colorado	08123001410						

AMERICAN OVERSIGHT

State	2012-2016 ACS LIC Tract	Enter "YES" Below to Nominate LIC	2012-2016 Tract Poverty Rate	2012-2016 Tract Median Family Income	2012-2016 State Median Family Income	2012-2016 Core Based Statistical Area (CBSA) Median Family Income	Metro/Non-Metro
Colorado	08123001411						
Colorado	08123001412						
Colorado	08123001413						
Colorado	08123001414						
Colorado	08123001415						
Colorado	08123001416						
Colorado	08123001417						
Colorado	08123001500						
Colorado	08123001600						
Colorado	08123001700						
Colorado	08123001800						
Colorado	08123001902						
Colorado	08123001905						
Colorado	08123001906						
Colorado	08123001907						
Colorado	08123001908						
Colorado	08123002004						
Colorado	08123002005						
Colorado	08123002006						
Colorado	08123002007						
Colorado	08123002008						
Colorado	08123002009						
Colorado	08123002010						
Colorado	08123002011						
Colorado	08123002012						
Colorado	08123002013						
Colorado	08123002014						
Colorado	08123002015						
Colorado	08123002016						
Colorado	08123002017						
Colorado	08123002018						
Colorado	08123002019						
Colorado	08123002020						
Colorado	08123002021						
Colorado	08123002101						
Colorado	08123002102						
Colorado	08123002103						
Colorado	08123002203						
Colorado	08123002204						
Colorado	08123002205						
Colorado	08123002206						
Colorado	08123002207						
Colorado	08123002208						
Colorado	08123002209						
Colorado	08123002210						
Colorado	08123002300						
Colorado	08123002501						
Colorado	08123002502						

AMERICAN OVERSIGHT

State	2012-2016 ACS LIC Tract	Enter "YES" Below to Nominate LIC	2012-2016 Tract Poverty Rate	2012-2016 Tract Median Family Income	2012-2016 State Median Family Income	2012-2016 Core Based Statistical Area (CBSA) Median Family Income	Metro/Non-Metro
Colorado	08125963100						
Colorado	08125963200						
Connecticut	09001010101						
Connecticut	09001010102						
Connecticut	09001010201						
Connecticut	09001010202						
Connecticut	09001010300						
Connecticut	09001010400						
Connecticut	09001010500						
Connecticut	09001010600						
Connecticut	09001010700						
Connecticut	09001010800						
Connecticut	09001010900						
Connecticut	09001011000						
Connecticut	09001011100						
Connecticut	09001011200						
Connecticut	09001011300						
Connecticut	09001020100						
Connecticut	09001020200						
Connecticut	09001020300						
Connecticut	09001020400						
Connecticut	09001020500						
Connecticut	09001020600						
Connecticut	09001020700						
Connecticut	09001020800						
Connecticut	09001020900						
Connecticut	09001021000						
Connecticut	09001021100						
Connecticut	09001021200						
Connecticut	09001021300						
Connecticut	09001021400						
Connecticut	09001021500						
Connecticut	09001021600						
Connecticut	09001021700						
Connecticut	09001021801						
Connecticut	09001021802						
Connecticut	09001021900						
Connecticut	09001022000						
Connecticut	09001022100						
Connecticut	09001022200						
Connecticut	09001022300						
Connecticut	09001022400						
Connecticut	09001030100						
Connecticut	09001030200						
Connecticut	09001030300						
Connecticut	09001030400						
Connecticut	09001030500						
Connecticut	09001035100						

AMERICAN OVERSIGHT

State	2012-2016 ACS LIC Tract	Enter "YES" Below to Nominate LIC	2012-2016 Tract Poverty Rate	2012-2016 Tract Median Family Income	2012-2016 State Median Family Income	2012-2016 Core Based Statistical Area (CBSA) Median Family Income	Metro/Non-Metro
Connecticut	09001035200						
Connecticut	09001035300						
Connecticut	09001035400						
Connecticut	09001042500						
Connecticut	09001042600						
Connecticut	09001042700						
Connecticut	09001042800						
Connecticut	09001042900						
Connecticut	09001043000						
Connecticut	09001043100						
Connecticut	09001043200						
Connecticut	09001043300						
Connecticut	09001043400						
Connecticut	09001043500						
Connecticut	09001043600						
Connecticut	09001043700						
Connecticut	09001043800						
Connecticut	09001043900						
Connecticut	09001044000						
Connecticut	09001044100						
Connecticut	09001044200						
Connecticut	09001044300						
Connecticut	09001044400						
Connecticut	09001044500						
Connecticut	09001044600						
Connecticut	09001045101						
Connecticut	09001045102						
Connecticut	09001045200						
Connecticut	09001045300						
Connecticut	09001045400						
Connecticut	09001050100						
Connecticut	09001050200						
Connecticut	09001050300						
Connecticut	09001050400						
Connecticut	09001050500						
Connecticut	09001050600						
Connecticut	09001055100						
Connecticut	09001055200						
Connecticut	09001060100						
Connecticut	09001060200						
Connecticut	09001060300						
Connecticut	09001060400						
Connecticut	09001060500						
Connecticut	09001060600						
Connecticut	09001060700						
Connecticut	09001060800						
Connecticut	09001060900						
Connecticut	09001061000						

AMERICAN OVERSIGHT

State	2012-2016 ACS LIC Tract	Enter "YES" Below to Nominate LIC	2012-2016 Tract Poverty Rate	2012-2016 Tract Median Family Income	2012-2016 State Median Family Income	2012-2016 Core Based Statistical Area (CBSA) Median Family Income	Metro/Non-Metro
Connecticut	09001061100						
Connecticut	09001061200						
Connecticut	09001061300						
Connecticut	09001061400						
Connecticut	09001061500						
Connecticut	09001061600						
Connecticut	09001070100						
Connecticut	09001070200						
Connecticut	09001070300						
Connecticut	09001070400						
Connecticut	09001070500						
Connecticut	09001070600						
Connecticut	09001070900						
Connecticut	09001071000						
Connecticut	09001071100						
Connecticut	09001071200						
Connecticut	09001071300						
Connecticut	09001071400						
Connecticut	09001071600						
Connecticut	09001071900						
Connecticut	09001072000						
Connecticut	09001072100						
Connecticut	09001072200						
Connecticut	09001072300						
Connecticut	09001072400						
Connecticut	09001072500						
Connecticut	09001072600						
Connecticut	09001072700						
Connecticut	09001072800						
Connecticut	09001072900						
Connecticut	09001073000						
Connecticut	09001073100						
Connecticut	09001073200						
Connecticut	09001073300						
Connecticut	09001073400						
Connecticut	09001073500						
Connecticut	09001073600						
Connecticut	09001073700						
Connecticut	09001073800						
Connecticut	09001073900						
Connecticut	09001074000						
Connecticut	09001074300						
Connecticut	09001074400						
Connecticut	09001080100						
Connecticut	09001080200						
Connecticut	09001080400						
Connecticut	09001080500						
Connecticut	09001080600						

AMERICAN OVERSIGHT

State	2012-2016 ACS LIC Tract	Enter "YES" Below to Nominate LIC	2012-2016 Tract Poverty Rate	2012-2016 Tract Median Family Income	2012-2016 State Median Family Income	2012-2016 Core Based Statistical Area (CBSA) Median Family Income	Metro/Non-Metro
Connecticut	09001080700						
Connecticut	09001080800						
Connecticut	09001080900						
Connecticut	09001081000						
Connecticut	09001081100						
Connecticut	09001081200						
Connecticut	09001081300						
Connecticut	09001090100						
Connecticut	09001090200						
Connecticut	09001090300						
Connecticut	09001090400						
Connecticut	09001090500						
Connecticut	09001090600						
Connecticut	09001090700						
Connecticut	09001100100						
Connecticut	09001100200						
Connecticut	09001100300						
Connecticut	09001105100						
Connecticut	09001105200						
Connecticut	09001110100						
Connecticut	09001110201						
Connecticut	09001110202						
Connecticut	09001110301						
Connecticut	09001110302						
Connecticut	09001110400						
Connecticut	09001110500						
Connecticut	09001110600						
Connecticut	09001200100						
Connecticut	09001200200						
Connecticut	09001200301						
Connecticut	09001200302						
Connecticut	09001205100						
Connecticut	09001205200						
Connecticut	09001205300						
Connecticut	09001210100						
Connecticut	09001210200						
Connecticut	09001210300						
Connecticut	09001210400						
Connecticut	09001210500						
Connecticut	09001210600						
Connecticut	09001210701						
Connecticut	09001210702						
Connecticut	09001210800						
Connecticut	09001210900						
Connecticut	09001211000						
Connecticut	09001211100						
Connecticut	09001211200						
Connecticut	09001211300						

AMERICAN OVERSIGHT

State	2012-2016 ACS LIC Tract	Enter "YES" Below to Nominate LIC	2012-2016 Tract Poverty Rate	2012-2016 Tract Median Family Income	2012-2016 State Median Family Income	2012-2016 Core Based Statistical Area (CBSA) Median Family Income	Metro/Non-Metro
Connecticut	09001211400						
Connecticut	09001220100						
Connecticut	09001220200						
Connecticut	09001220300						
Connecticut	09001230100						
Connecticut	09001230200						
Connecticut	09001230300						
Connecticut	09001230400						
Connecticut	09001230501						
Connecticut	09001230502						
Connecticut	09001240100						
Connecticut	09001240200						
Connecticut	09001245100						
Connecticut	09001245200						
Connecticut	09001245300						
Connecticut	09001245400						
Connecticut	09001245500						
Connecticut	09001245600						
Connecticut	09001257100						
Connecticut	09001257200						
Connecticut	09001990000						
Connecticut	09003330100						
Connecticut	09003400100						
Connecticut	09003400200						
Connecticut	09003400300						
Connecticut	09003405100						
Connecticut	09003405200						
Connecticut	09003405300						
Connecticut	09003405401						
Connecticut	09003405402						
Connecticut	09003405500						
Connecticut	09003405600						
Connecticut	09003405700						
Connecticut	09003405800						
Connecticut	09003405900						
Connecticut	09003406001						
Connecticut	09003406002						
Connecticut	09003406100						
Connecticut	09003410101						
Connecticut	09003410102						
Connecticut	09003415300						
Connecticut	09003415400						
Connecticut	09003415500						
Connecticut	09003415600						
Connecticut	09003415700						
Connecticut	09003415800						
Connecticut	09003415900						
Connecticut	09003416000						

AMERICAN OVERSIGHT

State	2012-2016 ACS LIC Tract	Enter "YES" Below to Nominate LIC	2012-2016 Tract Poverty Rate	2012-2016 Tract Median Family Income	2012-2016 State Median Family Income	2012-2016 Core Based Statistical Area (CBSA) Median Family Income	Metro/Non-Metro
Connecticut	09003416100						
Connecticut	09003416200						
Connecticut	09003416300						
Connecticut	09003416400						
Connecticut	09003416500						
Connecticut	09003416600						
Connecticut	09003416700						
Connecticut	09003416800						
Connecticut	09003417100						
Connecticut	09003417200						
Connecticut	09003417300						
Connecticut	09003417400						
Connecticut	09003417500						
Connecticut	09003420400						
Connecticut	09003420500						
Connecticut	09003420600						
Connecticut	09003420700						
Connecticut	09003430100						
Connecticut	09003430201						
Connecticut	09003430202						
Connecticut	09003430203						
Connecticut	09003430301						
Connecticut	09003430302						
Connecticut	09003430400						
Connecticut	09003430500						
Connecticut	09003430601						
Connecticut	09003430602						
Connecticut	09003460100						
Connecticut	09003460202						
Connecticut	09003460203						
Connecticut	09003460204						
Connecticut	09003460301						
Connecticut	09003460302						
Connecticut	09003462101						
Connecticut	09003462102						
Connecticut	09003462201						
Connecticut	09003462202						
Connecticut	09003464101						
Connecticut	09003464102						
Connecticut	09003466101						
Connecticut	09003466102						
Connecticut	09003466201						
Connecticut	09003466202						
Connecticut	09003466300						
Connecticut	09003466400						
Connecticut	09003468101						
Connecticut	09003468102						
Connecticut	09003470100						

AMERICAN OVERSIGHT

State	2012-2016 ACS LIC Tract	Enter "YES" Below to Nominate LIC	2012-2016 Tract Poverty Rate	2012-2016 Tract Median Family Income	2012-2016 State Median Family Income	2012-2016 Core Based Statistical Area (CBSA) Median Family Income	Metro/Non-Metro
Connecticut	09003471100						
Connecticut	09003471200						
Connecticut	09003471300						
Connecticut	09003471400						
Connecticut	09003471500						
Connecticut	09003473100						
Connecticut	09003473400						
Connecticut	09003473501						
Connecticut	09003473502						
Connecticut	09003473601						
Connecticut	09003473602						
Connecticut	09003473700						
Connecticut	09003473800						
Connecticut	09003476100						
Connecticut	09003476200						
Connecticut	09003476300						
Connecticut	09003477101						
Connecticut	09003477102						
Connecticut	09003477200						
Connecticut	09003480300						
Connecticut	09003480400						
Connecticut	09003480500						
Connecticut	09003480600						
Connecticut	09003480700						
Connecticut	09003480800						
Connecticut	09003480900						
Connecticut	09003481000						
Connecticut	09003481100						
Connecticut	09003481200						
Connecticut	09003481300						
Connecticut	09003484100						
Connecticut	09003484200						
Connecticut	09003487100						
Connecticut	09003487201						
Connecticut	09003487202						
Connecticut	09003487300						
Connecticut	09003487400						
Connecticut	09003487500						
Connecticut	09003490100						
Connecticut	09003490302						
Connecticut	09003492100						
Connecticut	09003492200						
Connecticut	09003492300						
Connecticut	09003492400						
Connecticut	09003492500						
Connecticut	09003492600						
Connecticut	09003494100						
Connecticut	09003494201						

AMERICAN OVERSIGHT

State	2012-2016 ACS LIC Tract	Enter "YES" Below to Nominate LIC	2012-2016 Tract Poverty Rate	2012-2016 Tract Median Family Income	2012-2016 State Median Family Income	2012-2016 Core Based Statistical Area (CBSA) Median Family Income	Metro/Non-Metro
Connecticut	09003494202						
Connecticut	09003494300						
Connecticut	09003494400						
Connecticut	09003494500						
Connecticut	09003494600						
Connecticut	09003496100						
Connecticut	09003496200						
Connecticut	09003496300						
Connecticut	09003496400						
Connecticut	09003496500						
Connecticut	09003496600						
Connecticut	09003496700						
Connecticut	09003496800						
Connecticut	09003496900						
Connecticut	09003497000						
Connecticut	09003497100						
Connecticut	09003497200						
Connecticut	09003497300						
Connecticut	09003497400						
Connecticut	09003497500						
Connecticut	09003497600						
Connecticut	09003497700						
Connecticut	09003500100						
Connecticut	09003500200						
Connecticut	09003500300						
Connecticut	09003500400						
Connecticut	09003500500						
Connecticut	09003500700						
Connecticut	09003500900						
Connecticut	09003501200						
Connecticut	09003501300						
Connecticut	09003501400						
Connecticut	09003501500						
Connecticut	09003501700						
Connecticut	09003501800						
Connecticut	09003502100						
Connecticut	09003502300						
Connecticut	09003502400						
Connecticut	09003502500						
Connecticut	09003502600						
Connecticut	09003502700						
Connecticut	09003502800						
Connecticut	09003502900						
Connecticut	09003503000						
Connecticut	09003503100						
Connecticut	09003503300						
Connecticut	09003503500						
Connecticut	09003503700						

AMERICAN OVERSIGHT

State	2012-2016 ACS LIC Tract	Enter "YES" Below to Nominate LIC	2012-2016 Tract Poverty Rate	2012-2016 Tract Median Family Income	2012-2016 State Median Family Income	2012-2016 Core Based Statistical Area (CBSA) Median Family Income	Metro/Non-Metro
Connecticut	09003503800						
Connecticut	09003503900						
Connecticut	09003504000						
Connecticut	09003504100						
Connecticut	09003504200						
Connecticut	09003504300						
Connecticut	09003504500						
Connecticut	09003504800						
Connecticut	09003504900						
Connecticut	09003510100						
Connecticut	09003510200						
Connecticut	09003510300						
Connecticut	09003510400						
Connecticut	09003510500						
Connecticut	09003510600						
Connecticut	09003510700						
Connecticut	09003510800						
Connecticut	09003510900						
Connecticut	09003511000						
Connecticut	09003511100						
Connecticut	09003511200						
Connecticut	09003511300						
Connecticut	09003511400						
Connecticut	09003514101						
Connecticut	09003514102						
Connecticut	09003514200						
Connecticut	09003514300						
Connecticut	09003514400						
Connecticut	09003514500						
Connecticut	09003514600						
Connecticut	09003514700						
Connecticut	09003514800						
Connecticut	09003514900						
Connecticut	09003515000						
Connecticut	09003515101						
Connecticut	09003515102						
Connecticut	09003515200						
Connecticut	09003520100						
Connecticut	09003520201						
Connecticut	09003520202						
Connecticut	09003520301						
Connecticut	09003520302						
Connecticut	09003520400						
Connecticut	09003520501						
Connecticut	09003524100						
Connecticut	09003524200						
Connecticut	09003524300						
Connecticut	09003524400						

AMERICAN OVERSIGHT

State	2012-2016 ACS LIC Tract	Enter "YES" Below to Nominate LIC	2012-2016 Tract Poverty Rate	2012-2016 Tract Median Family Income	2012-2016 State Median Family Income	2012-2016 Core Based Statistical Area (CBSA) Median Family Income	Metro/Non-Metro
Connecticut	09003524501						
Connecticut	09003524502						
Connecticut	09003524600						
Connecticut	09003524700						
Connecticut	09003980000						
Connecticut	09005250100						
Connecticut	09005253100						
Connecticut	09005253200						
Connecticut	09005253300						
Connecticut	09005253400						
Connecticut	09005253500						
Connecticut	09005253600						
Connecticut	09005260200						
Connecticut	09005261100						
Connecticut	09005262100						
Connecticut	09005263200						
Connecticut	09005265100						
Connecticut	09005266100						
Connecticut	09005267100						
Connecticut	09005268100						
Connecticut	09005290100						
Connecticut	09005293100						
Connecticut	09005296100						
Connecticut	09005298300						
Connecticut	09005298400						
Connecticut	09005300100						
Connecticut	09005300400						
Connecticut	09005300500						
Connecticut	09005303100						
Connecticut	09005306100						
Connecticut	09005310100						
Connecticut	09005310200						
Connecticut	09005310300						
Connecticut	09005310400						
Connecticut	09005310500						
Connecticut	09005310601						
Connecticut	09005310602						
Connecticut	09005310700						
Connecticut	09005310801						
Connecticut	09005310803						
Connecticut	09005310804						
Connecticut	09005320100						
Connecticut	09005320200						
Connecticut	09005342100						
Connecticut	09005349100						
Connecticut	09005349200						
Connecticut	09005360100						
Connecticut	09005360200						

AMERICAN OVERSIGHT

State	2012-2016 ACS LIC Tract	Enter "YES" Below to Nominate LIC	2012-2016 Tract Poverty Rate	2012-2016 Tract Median Family Income	2012-2016 State Median Family Income	2012-2016 Core Based Statistical Area (CBSA) Median Family Income	Metro/Non-Metro
Connecticut	09005360300						
Connecticut	09005360400						
Connecticut	09005362101						
Connecticut	09005362102						
Connecticut	09005425300						
Connecticut	09005425400						
Connecticut	09005425500						
Connecticut	09005425600						
Connecticut	09007541100						
Connecticut	09007541200						
Connecticut	09007541300						
Connecticut	09007541401						
Connecticut	09007541402						
Connecticut	09007541500						
Connecticut	09007541600						
Connecticut	09007541700						
Connecticut	09007542000						
Connecticut	09007542100						
Connecticut	09007542200						
Connecticut	09007550100						
Connecticut	09007550201						
Connecticut	09007550202						
Connecticut	09007560100						
Connecticut	09007560200						
Connecticut	09007570100						
Connecticut	09007570200						
Connecticut	09007570300						
Connecticut	09007580100						
Connecticut	09007585100						
Connecticut	09007590100						
Connecticut	09007595101						
Connecticut	09007595102						
Connecticut	09007600100						
Connecticut	09007610100						
Connecticut	09007610200						
Connecticut	09007610300						
Connecticut	09007610400						
Connecticut	09007620100						
Connecticut	09007630100						
Connecticut	09007640100						
Connecticut	09007670100						
Connecticut	09007670200						
Connecticut	09007680100						
Connecticut	09007680200						
Connecticut	09007990100						
Connecticut	09009120100						
Connecticut	09009120200						
Connecticut	09009125100						

AMERICAN OVERSIGHT

State	2012-2016 ACS LIC Tract	Enter "YES" Below to Nominate LIC	2012-2016 Tract Poverty Rate	2012-2016 Tract Median Family Income	2012-2016 State Median Family Income	2012-2016 Core Based Statistical Area (CBSA) Median Family Income	Metro/Non-Metro
Connecticut	09009125200						
Connecticut	09009125300						
Connecticut	09009125400						
Connecticut	09009130101						
Connecticut	09009130102						
Connecticut	09009130200						
Connecticut	09009140100						
Connecticut	09009140200						
Connecticut	09009140300						
Connecticut	09009140400						
Connecticut	09009140500						
Connecticut	09009140600						
Connecticut	09009140700						
Connecticut	09009140800						
Connecticut	09009140900						
Connecticut	09009141000						
Connecticut	09009141100						
Connecticut	09009141200						
Connecticut	09009141300						
Connecticut	09009141400						
Connecticut	09009141500						
Connecticut	09009141600						
Connecticut	09009141800						
Connecticut	09009141900						
Connecticut	09009142000						
Connecticut	09009142100						
Connecticut	09009142200						
Connecticut	09009142300						
Connecticut	09009142400						
Connecticut	09009142500						
Connecticut	09009142601						
Connecticut	09009142603						
Connecticut	09009142604						
Connecticut	09009142700						
Connecticut	09009142800						
Connecticut	09009150100						
Connecticut	09009150200						
Connecticut	09009150300						
Connecticut	09009150400						
Connecticut	09009150500						
Connecticut	09009150600						
Connecticut	09009150700						
Connecticut	09009150800						
Connecticut	09009150900						
Connecticut	09009151000						
Connecticut	09009151100						
Connecticut	09009151200						
Connecticut	09009154100						

AMERICAN OVERSIGHT

State	2012-2016 ACS LIC Tract	Enter "YES" Below to Nominate LIC	2012-2016 Tract Poverty Rate	2012-2016 Tract Median Family Income	2012-2016 State Median Family Income	2012-2016 Core Based Statistical Area (CBSA) Median Family Income	Metro/Non-Metro
Connecticut	09009154200						
Connecticut	09009154500						
Connecticut	09009154600						
Connecticut	09009154700						
Connecticut	09009154800						
Connecticut	09009154900						
Connecticut	09009155000						
Connecticut	09009155100						
Connecticut	09009157100						
Connecticut	09009157200						
Connecticut	09009157300						
Connecticut	09009157400						
Connecticut	09009160100						
Connecticut	09009160200						
Connecticut	09009161100						
Connecticut	09009165100						
Connecticut	09009165200						
Connecticut	09009165300						
Connecticut	09009165400						
Connecticut	09009165500						
Connecticut	09009165600						
Connecticut	09009165700						
Connecticut	09009165801						
Connecticut	09009165802						
Connecticut	09009165900						
Connecticut	09009166001						
Connecticut	09009166002						
Connecticut	09009167100						
Connecticut	09009167201						
Connecticut	09009167202						
Connecticut	09009167300						
Connecticut	09009170100						
Connecticut	09009170200						
Connecticut	09009170300						
Connecticut	09009170400						
Connecticut	09009170500						
Connecticut	09009170600						
Connecticut	09009170700						
Connecticut	09009170800						
Connecticut	09009170900						
Connecticut	09009171000						
Connecticut	09009171100						
Connecticut	09009171200						
Connecticut	09009171300						
Connecticut	09009171400						
Connecticut	09009171500						
Connecticut	09009171600						
Connecticut	09009171700						

AMERICAN OVERSIGHT

State	2012-2016 ACS LIC Tract	Enter "YES" Below to Nominate LIC	2012-2016 Tract Poverty Rate	2012-2016 Tract Median Family Income	2012-2016 State Median Family Income	2012-2016 Core Based Statistical Area (CBSA) Median Family Income	Metro/Non-Metro
Connecticut	09009175100						
Connecticut	09009175200						
Connecticut	09009175300						
Connecticut	09009175400						
Connecticut	09009175500						
Connecticut	09009175600						
Connecticut	09009175700						
Connecticut	09009175800						
Connecticut	09009175900						
Connecticut	09009176000						
Connecticut	09009180100						
Connecticut	09009180200						
Connecticut	09009180300						
Connecticut	09009180400						
Connecticut	09009180500						
Connecticut	09009180601						
Connecticut	09009180602						
Connecticut	09009184100						
Connecticut	09009184200						
Connecticut	09009184300						
Connecticut	09009184400						
Connecticut	09009184500						
Connecticut	09009184600						
Connecticut	09009184700						
Connecticut	09009186100						
Connecticut	09009186200						
Connecticut	09009190100						
Connecticut	09009190200						
Connecticut	09009190301						
Connecticut	09009190302						
Connecticut	09009190303						
Connecticut	09009194100						
Connecticut	09009194201						
Connecticut	09009194202						
Connecticut	09009341100						
Connecticut	09009343101						
Connecticut	09009343102						
Connecticut	09009343200						
Connecticut	09009343300						
Connecticut	09009343400						
Connecticut	09009344100						
Connecticut	09009344200						
Connecticut	09009345100						
Connecticut	09009345201						
Connecticut	09009345202						
Connecticut	09009345300						
Connecticut	09009345400						
Connecticut	09009346101						

AMERICAN OVERSIGHT

State	2012-2016 ACS LIC Tract	Enter "YES" Below to Nominate LIC	2012-2016 Tract Poverty Rate	2012-2016 Tract Median Family Income	2012-2016 State Median Family Income	2012-2016 Core Based Statistical Area (CBSA) Median Family Income	Metro/Non-Metro
Connecticut	09009346102						
Connecticut	09009347100						
Connecticut	09009347200						
Connecticut	09009348111						
Connecticut	09009348122						
Connecticut	09009348123						
Connecticut	09009348124						
Connecticut	09009348125						
Connecticut	09009350100						
Connecticut	09009350200						
Connecticut	09009350300						
Connecticut	09009350400						
Connecticut	09009350500						
Connecticut	09009350800						
Connecticut	09009350900						
Connecticut	09009351000						
Connecticut	09009351100						
Connecticut	09009351200						
Connecticut	09009351300						
Connecticut	09009351400						
Connecticut	09009351500						
Connecticut	09009351601						
Connecticut	09009351602						
Connecticut	09009351700						
Connecticut	09009351800						
Connecticut	09009351900						
Connecticut	09009352000						
Connecticut	09009352100						
Connecticut	09009352200						
Connecticut	09009352300						
Connecticut	09009352400						
Connecticut	09009352500						
Connecticut	09009352600						
Connecticut	09009352701						
Connecticut	09009352702						
Connecticut	09009352800						
Connecticut	09009361100						
Connecticut	09009361200						
Connecticut	09009361300						
Connecticut	09009361401						
Connecticut	09009361402						
Connecticut	09009361500						
Connecticut	09009990000						
Connecticut	09011650100						
Connecticut	09011660101						
Connecticut	09011660102						
Connecticut	09011690300						
Connecticut	09011690400						

AMERICAN OVERSIGHT

State	2012-2016 ACS LIC Tract	Enter "YES" Below to Nominate LIC	2012-2016 Tract Poverty Rate	2012-2016 Tract Median Family Income	2012-2016 State Median Family Income	2012-2016 Core Based Statistical Area (CBSA) Median Family Income	Metro/Non-Metro
Connecticut	09011690500						
Connecticut	09011690700						
Connecticut	09011690800						
Connecticut	09011690900						
Connecticut	09011693300						
Connecticut	09011693400						
Connecticut	09011693500						
Connecticut	09011693600						
Connecticut	09011693700						
Connecticut	09011695201						
Connecticut	09011695202						
Connecticut	09011696100						
Connecticut	09011696200						
Connecticut	09011696300						
Connecticut	09011696400						
Connecticut	09011696500						
Connecticut	09011696600						
Connecticut	09011696700						
Connecticut	09011696800						
Connecticut	09011697000						
Connecticut	09011700100						
Connecticut	09011701100						
Connecticut	09011701200						
Connecticut	09011702100						
Connecticut	09011702300						
Connecticut	09011702400						
Connecticut	09011702500						
Connecticut	09011702600						
Connecticut	09011702700						
Connecticut	09011702800						
Connecticut	09011702900						
Connecticut	09011703000						
Connecticut	09011705101						
Connecticut	09011705102						
Connecticut	09011705200						
Connecticut	09011705300						
Connecticut	09011705400						
Connecticut	09011707100						
Connecticut	09011708100						
Connecticut	09011709100						
Connecticut	09011709200						
Connecticut	09011710100						
Connecticut	09011711100						
Connecticut	09011712100						
Connecticut	09011713100						
Connecticut	09011714101						
Connecticut	09011714103						
Connecticut	09011714104						

AMERICAN OVERSIGHT

State	2012-2016 ACS LIC Tract	Enter "YES" Below to Nominate LIC	2012-2016 Tract Poverty Rate	2012-2016 Tract Median Family Income	2012-2016 State Median Family Income	2012-2016 Core Based Statistical Area (CBSA) Median Family Income	Metro/Non-Metro
Connecticut	09011715100						
Connecticut	09011716101						
Connecticut	09011716102						
Connecticut	09011870100						
Connecticut	09011870200						
Connecticut	09011870300						
Connecticut	09011870501						
Connecticut	09011870502						
Connecticut	09011870701						
Connecticut	09011870703						
Connecticut	09011870704						
Connecticut	09011980000						
Connecticut	09011990100						
Connecticut	09013526101						
Connecticut	09013526102						
Connecticut	09013528100						
Connecticut	09013529100						
Connecticut	09013530100						
Connecticut	09013530200						
Connecticut	09013530301						
Connecticut	09013530302						
Connecticut	09013530400						
Connecticut	09013530500						
Connecticut	09013530600						
Connecticut	09013533101						
Connecticut	09013533102						
Connecticut	09013535100						
Connecticut	09013535200						
Connecticut	09013538100						
Connecticut	09013538201						
Connecticut	09013538202						
Connecticut	09013840100						
Connecticut	09013850100						
Connecticut	09013850200						
Connecticut	09013860100						
Connecticut	09013881100						
Connecticut	09013881200						
Connecticut	09013881300						
Connecticut	09013881500						
Connecticut	09013890100						
Connecticut	09013890201						
Connecticut	09013890202						
Connecticut	09015800300						
Connecticut	09015800400						
Connecticut	09015800500						
Connecticut	09015800600						
Connecticut	09015800700						
Connecticut	09015815000						

AMERICAN OVERSIGHT

State	2012-2016 ACS LIC Tract	Enter "YES" Below to Nominate LIC	2012-2016 Tract Poverty Rate	2012-2016 Tract Median Family Income	2012-2016 State Median Family Income	2012-2016 Core Based Statistical Area (CBSA) Median Family Income	Metro/Non-Metro
Connecticut	09015820000						
Connecticut	09015825000						
Connecticut	09015830100						
Connecticut	09015900100						
Connecticut	09015900200						
Connecticut	09015901100						
Connecticut	09015902200						
Connecticut	09015902500						
Connecticut	09015903100						
Connecticut	09015903200						
Connecticut	09015904100						
Connecticut	09015904400						
Connecticut	09015904500						
Connecticut	09015905100						
Connecticut	09015906100						
Connecticut	09015907100						
Connecticut	09015907200						
Connecticut	09015907300						
Connecticut	09015908100						
Delaware	10001040100						
Delaware	10001040201						
Delaware	10001040202						
Delaware	10001040203						
Delaware	10001040501						
Delaware	10001040502						
Delaware	10001040700						
Delaware	10001040900						
Delaware	10001041000						
Delaware	10001041100						
Delaware	10001041200						
Delaware	10001041300						
Delaware	10001041400						
Delaware	10001041500						
Delaware	10001041600						
Delaware	10001041701						
Delaware	10001041702						
Delaware	10001041801						
Delaware	10001041802						
Delaware	10001041900						
Delaware	10001042000						
Delaware	10001042100						
Delaware	10001042201						
Delaware	10001042202						
Delaware	10001042500						
Delaware	10001042800						
Delaware	10001042900						
Delaware	10001043000						
Delaware	10001043100						

AMERICAN OVERSIGHT

State	2012-2016 ACS LIC Tract	Enter "YES" Below to Nominate LIC	2012-2016 Tract Poverty Rate	2012-2016 Tract Median Family Income	2012-2016 State Median Family Income	2012-2016 Core Based Statistical Area (CBSA) Median Family Income	Metro/Non-Metro
Delaware	10001043202						
Delaware	10001043300						
Delaware	10001043400						
Delaware	10001990000						
Delaware	10003000200						
Delaware	10003000300						
Delaware	10003000400						
Delaware	10003000500						
Delaware	10003000601						
Delaware	10003000602						
Delaware	10003000900						
Delaware	10003001100						
Delaware	10003001200						
Delaware	10003001300						
Delaware	10003001400						
Delaware	10003001500						
Delaware	10003001600						
Delaware	10003001902						
Delaware	10003002100						
Delaware	10003002200						
Delaware	10003002300						
Delaware	10003002400						
Delaware	10003002500						
Delaware	10003002600						
Delaware	10003002700						
Delaware	10003002800						
Delaware	10003002900						
Delaware	10003003002						
Delaware	10003010101						
Delaware	10003010104						
Delaware	10003010200						
Delaware	10003010300						
Delaware	10003010400						
Delaware	10003010502						
Delaware	10003010702						
Delaware	10003010800						
Delaware	10003010900						
Delaware	10003011000						
Delaware	10003011100						
Delaware	10003011201						
Delaware	10003011202						
Delaware	10003011203						
Delaware	10003011204						
Delaware	10003011205						
Delaware	10003011206						
Delaware	10003011300						
Delaware	10003011400						
Delaware	10003011500						

AMERICAN OVERSIGHT

State	2012-2016 ACS LIC Tract	Enter "YES" Below to Nominate LIC	2012-2016 Tract Poverty Rate	2012-2016 Tract Median Family Income	2012-2016 State Median Family Income	2012-2016 Core Based Statistical Area (CBSA) Median Family Income	Metro/Non-Metro
Delaware	10003011600						
Delaware	10003011700						
Delaware	10003011800						
Delaware	10003011900						
Delaware	10003012000						
Delaware	10003012100						
Delaware	10003012200						
Delaware	10003012300						
Delaware	10003012400						
Delaware	10003012500						
Delaware	10003012600						
Delaware	10003012700						
Delaware	10003012900						
Delaware	10003013000						
Delaware	10003013100						
Delaware	10003013200						
Delaware	10003013300						
Delaware	10003013400						
Delaware	10003013501						
Delaware	10003013503						
Delaware	10003013505						
Delaware	10003013506						
Delaware	10003013604						
Delaware	10003013607						
Delaware	10003013608						
Delaware	10003013610						
Delaware	10003013611						
Delaware	10003013612						
Delaware	10003013613						
Delaware	10003013614						
Delaware	10003013615						
Delaware	10003013700						
Delaware	10003013800						
Delaware	10003013901						
Delaware	10003013903						
Delaware	10003013904						
Delaware	10003014000						
Delaware	10003014100						
Delaware	10003014200						
Delaware	10003014300						
Delaware	10003014402						
Delaware	10003014403						
Delaware	10003014404						
Delaware	10003014501						
Delaware	10003014502						
Delaware	10003014702						
Delaware	10003014703						
Delaware	10003014705						

AMERICAN OVERSIGHT

State	2012-2016 ACS LIC Tract	Enter "YES" Below to Nominate LIC	2012-2016 Tract Poverty Rate	2012-2016 Tract Median Family Income	2012-2016 State Median Family Income	2012-2016 Core Based Statistical Area (CBSA) Median Family Income	Metro/Non-Metro
Delaware	10003014706						
Delaware	10003014803						
Delaware	10003014805						
Delaware	10003014807						
Delaware	10003014808						
Delaware	10003014809						
Delaware	10003014810						
Delaware	10003014903						
Delaware	10003014904						
Delaware	10003014906						
Delaware	10003014907						
Delaware	10003014908						
Delaware	10003014909						
Delaware	10003015000						
Delaware	10003015100						
Delaware	10003015200						
Delaware	10003015400						
Delaware	10003015502						
Delaware	10003015600						
Delaware	10003015802						
Delaware	10003015900						
Delaware	10003016000						
Delaware	10003016100						
Delaware	10003016200						
Delaware	10003016301						
Delaware	10003016302						
Delaware	10003016305						
Delaware	10003016401						
Delaware	10003016404						
Delaware	10003016601						
Delaware	10003016602						
Delaware	10003016604						
Delaware	10003016608						
Delaware	10003016801						
Delaware	10003016804						
Delaware	10003016901						
Delaware	10003016904						
Delaware	10003980100						
Delaware	10003990100						
Delaware	10005050101						
Delaware	10005050103						
Delaware	10005050104						
Delaware	10005050105						
Delaware	10005050200						
Delaware	10005050301						
Delaware	10005050302						
Delaware	10005050401						
Delaware	10005050403						

AMERICAN OVERSIGHT

State	2012-2016 ACS LIC Tract	Enter "YES" Below to Nominate LIC	2012-2016 Tract Poverty Rate	2012-2016 Tract Median Family Income	2012-2016 State Median Family Income	2012-2016 Core Based Statistical Area (CBSA) Median Family Income	Metro/Non-Metro
Delaware	10005050405						
Delaware	10005050406						
Delaware	10005050407						
Delaware	10005050408						
Delaware	10005050501						
Delaware	10005050503						
Delaware	10005050504						
Delaware	10005050601						
Delaware	10005050602						
Delaware	10005050701						
Delaware	10005050703						
Delaware	10005050704						
Delaware	10005050705						
Delaware	10005050706						
Delaware	10005050801						
Delaware	10005050802						
Delaware	10005050803						
Delaware	10005050901						
Delaware	10005050902						
Delaware	10005051003						
Delaware	10005051004						
Delaware	10005051005						
Delaware	10005051006						
Delaware	10005051007						
Delaware	10005051101						
Delaware	10005051102						
Delaware	10005051103						
Delaware	10005051201						
Delaware	10005051202						
Delaware	10005051203						
Delaware	10005051204						
Delaware	10005051205						
Delaware	10005051301						
Delaware	10005051302						
Delaware	10005051303						
Delaware	10005051305						
Delaware	10005051306						
Delaware	10005051400						
Delaware	10005051500						
Delaware	10005051701						
Delaware	10005051702						
Delaware	10005051801						
Delaware	10005051802						
Delaware	10005051900						
Delaware	10005990000						
District of Columbia	11001000100						
District of Columbia	11001000201						
District of Columbia	11001000202						

AMERICAN OVERSIGHT

State	2012-2016 ACS LIC Tract	Enter "YES" Below to Nominate LIC	2012-2016 Tract Poverty Rate	2012-2016 Tract Median Family Income	2012-2016 State Median Family Income	2012-2016 Core Based Statistical Area (CBSA) Median Family Income	Metro/Non-Metro
District of Columbia	11001000300						
District of Columbia	11001000400						
District of Columbia	11001000501						
District of Columbia	11001000502						
District of Columbia	11001000600						
District of Columbia	11001000701						
District of Columbia	11001000702						
District of Columbia	11001000801						
District of Columbia	11001000802						
District of Columbia	11001000901						
District of Columbia	11001000902						
District of Columbia	11001001001						
District of Columbia	11001001002						
District of Columbia	11001001100						
District of Columbia	11001001200						
District of Columbia	11001001301						
District of Columbia	11001001302						
District of Columbia	11001001401						
District of Columbia	11001001402						
District of Columbia	11001001500						
District of Columbia	11001001600						
District of Columbia	11001001702						
District of Columbia	11001001803						
District of Columbia	11001001804						
District of Columbia	11001001901						
District of Columbia	11001001902						
District of Columbia	11001002001						
District of Columbia	11001002002						
District of Columbia	11001002101						
District of Columbia	11001002102						
District of Columbia	11001002201						
District of Columbia	11001002202						
District of Columbia	11001002301						
District of Columbia	11001002302						
District of Columbia	11001002400						
District of Columbia	11001002501						
District of Columbia	11001002502						
District of Columbia	11001002600						
District of Columbia	11001002701						
District of Columbia	11001002702						
District of Columbia	11001002801						
District of Columbia	11001002802						
District of Columbia	11001002900						
District of Columbia	11001003000						
District of Columbia	11001003100						
District of Columbia	11001003200						
District of Columbia	11001003301						
District of Columbia	11001003302						

AMERICAN OVERSIGHT

State	2012-2016 ACS LIC Tract	Enter "YES" Below to Nominate LIC	2012-2016 Tract Poverty Rate	2012-2016 Tract Median Family Income	2012-2016 State Median Family Income	2012-2016 Core Based Statistical Area (CBSA) Median Family Income	Metro/Non-Metro
District of Columbia	11001003400						
District of Columbia	11001003500						
District of Columbia	11001003600						
District of Columbia	11001003700						
District of Columbia	11001003800						
District of Columbia	11001003900						
District of Columbia	11001004001						
District of Columbia	11001004002						
District of Columbia	11001004100						
District of Columbia	11001004201						
District of Columbia	11001004202						
District of Columbia	11001004300						
District of Columbia	11001004400						
District of Columbia	11001004600						
District of Columbia	11001004701						
District of Columbia	11001004702						
District of Columbia	11001004801						
District of Columbia	11001004802						
District of Columbia	11001004901						
District of Columbia	11001004902						
District of Columbia	11001005001						
District of Columbia	11001005002						
District of Columbia	11001005201						
District of Columbia	11001005301						
District of Columbia	11001005500						
District of Columbia	11001005600						
District of Columbia	11001005800						
District of Columbia	11001005900						
District of Columbia	11001006202						
District of Columbia	11001006400						
District of Columbia	11001006500						
District of Columbia	11001006600						
District of Columbia	11001006700						
District of Columbia	11001006801						
District of Columbia	11001006802						
District of Columbia	11001006804						
District of Columbia	11001006900						
District of Columbia	11001007000						
District of Columbia	11001007100						
District of Columbia	11001007200						
District of Columbia	11001007301						
District of Columbia	11001007304						
District of Columbia	11001007401						
District of Columbia	11001007403						
District of Columbia	11001007404						
District of Columbia	11001007406						
District of Columbia	11001007407						
District of Columbia	11001007408						

AMERICAN OVERSIGHT

State	2012-2016 ACS LIC Tract	Enter "YES" Below to Nominate LIC	2012-2016 Tract Poverty Rate	2012-2016 Tract Median Family Income	2012-2016 State Median Family Income	2012-2016 Core Based Statistical Area (CBSA) Median Family Income	Metro/Non-Metro
District of Columbia	11001007409						
District of Columbia	11001007502						
District of Columbia	11001007503						
District of Columbia	11001007504						
District of Columbia	11001007601						
District of Columbia	11001007603						
District of Columbia	11001007604						
District of Columbia	11001007605						
District of Columbia	11001007703						
District of Columbia	11001007707						
District of Columbia	11001007708						
District of Columbia	11001007709						
District of Columbia	11001007803						
District of Columbia	11001007804						
District of Columbia	11001007806						
District of Columbia	11001007807						
District of Columbia	11001007808						
District of Columbia	11001007809						
District of Columbia	11001007901						
District of Columbia	11001007903						
District of Columbia	11001008001						
District of Columbia	11001008002						
District of Columbia	11001008100						
District of Columbia	11001008200						
District of Columbia	11001008301						
District of Columbia	11001008302						
District of Columbia	11001008402						
District of Columbia	11001008410						
District of Columbia	11001008701						
District of Columbia	11001008702						
District of Columbia	11001008802						
District of Columbia	11001008803						
District of Columbia	11001008804						
District of Columbia	11001008903						
District of Columbia	11001008904						
District of Columbia	11001009000						
District of Columbia	11001009102						
District of Columbia	11001009201						
District of Columbia	11001009203						
District of Columbia	11001009204						
District of Columbia	11001009301						
District of Columbia	11001009302						
District of Columbia	11001009400						
District of Columbia	11001009501						
District of Columbia	11001009503						
District of Columbia	11001009504						
District of Columbia	11001009505						
District of Columbia	11001009507						

AMERICAN OVERSIGHT

State	2012-2016 ACS LIC Tract	Enter "YES" Below to Nominate LIC	2012-2016 Tract Poverty Rate	2012-2016 Tract Median Family Income	2012-2016 State Median Family Income	2012-2016 Core Based Statistical Area (CBSA) Median Family Income	Metro/Non-Metro
District of Columbia	11001009508						
District of Columbia	11001009509						
District of Columbia	11001009601						
District of Columbia	11001009602						
District of Columbia	11001009603						
District of Columbia	11001009604						
District of Columbia	11001009700						
District of Columbia	11001009801						
District of Columbia	11001009802						
District of Columbia	11001009803						
District of Columbia	11001009804						
District of Columbia	11001009807						
District of Columbia	11001009810						
District of Columbia	11001009811						
District of Columbia	11001009901						
District of Columbia	11001009902						
District of Columbia	11001009903						
District of Columbia	11001009904						
District of Columbia	11001009905						
District of Columbia	11001009906						
District of Columbia	11001009907						
District of Columbia	11001010100						
District of Columbia	11001010200						
District of Columbia	11001010300						
District of Columbia	11001010400						
District of Columbia	11001010500						
District of Columbia	11001010600						
District of Columbia	11001010700						
District of Columbia	11001010800						
District of Columbia	11001010900						
District of Columbia	11001011000						
District of Columbia	11001011100						
Florida	12001000200						
Florida	12001000301						
Florida	12001000302						
Florida	12001000400						
Florida	12001000500						
Florida	12001000600						
Florida	12001000700						
Florida	12001000806						
Florida	12001000808						
Florida	12001000809						
Florida	12001000901						
Florida	12001000902						
Florida	12001001000						
Florida	12001001100						
Florida	12001001201						
Florida	12001001202						

AMERICAN OVERSIGHT

State	2012-2016 ACS LIC Tract	Enter "YES" Below to Nominate LIC	2012-2016 Tract Poverty Rate	2012-2016 Tract Median Family Income	2012-2016 State Median Family Income	2012-2016 Core Based Statistical Area (CBSA) Median Family Income	Metro/Non-Metro
Florida	12001001203						
Florida	12001001400						
Florida	12001001514						
Florida	12001001515						
Florida	12001001516						
Florida	12001001517						
Florida	12001001519						
Florida	12001001520						
Florida	12001001521						
Florida	12001001603						
Florida	12001001604						
Florida	12001001701						
Florida	12001001702						
Florida	12001001801						
Florida	12001001802						
Florida	12001001803						
Florida	12001001805						
Florida	12001001806						
Florida	12001001811						
Florida	12001001813						
Florida	12001001814						
Florida	12001001902						
Florida	12001001907						
Florida	12001001908						
Florida	12001002000						
Florida	12001002101						
Florida	12001002102						
Florida	12001002201						
Florida	12001002202						
Florida	12001002204						
Florida	12001002205						
Florida	12001002207						
Florida	12001002208						
Florida	12001002209						
Florida	12001002210						
Florida	12001002217						
Florida	12001002218						
Florida	12001002219						
Florida	12001002220						
Florida	12001110800						
Florida	12003040101						
Florida	12003040102						
Florida	12003040201						
Florida	12003040202						
Florida	12005000201						
Florida	12005000202						
Florida	12005000300						
Florida	12005000400						

AMERICAN OVERSIGHT

State	2012-2016 ACS LIC Tract	Enter "YES" Below to Nominate LIC	2012-2016 Tract Poverty Rate	2012-2016 Tract Median Family Income	2012-2016 State Median Family Income	2012-2016 Core Based Statistical Area (CBSA) Median Family Income	Metro/Non-Metro
Florida	12005000500						
Florida	12005000600						
Florida	12005000700						
Florida	12005000803						
Florida	12005000804						
Florida	12005000805						
Florida	12005000806						
Florida	12005000900						
Florida	12005001000						
Florida	12005001100						
Florida	12005001200						
Florida	12005001301						
Florida	12005001302						
Florida	12005001402						
Florida	12005001403						
Florida	12005001404						
Florida	12005001501						
Florida	12005001502						
Florida	12005001600						
Florida	12005001700						
Florida	12005001800						
Florida	12005001900						
Florida	12005002000						
Florida	12005002200						
Florida	12005002300						
Florida	12005002400						
Florida	12005002500						
Florida	12005002601						
Florida	12005002603						
Florida	12005002604						
Florida	12005002605						
Florida	12005002606						
Florida	12005002607						
Florida	12005002608						
Florida	12005002701						
Florida	12005002702						
Florida	12005002703						
Florida	12005002704						
Florida	12005002705						
Florida	12005990000						
Florida	12007000100						
Florida	12007000200						
Florida	12007000300						
Florida	12007000400						
Florida	12009060101						
Florida	12009060102						
Florida	12009060200						
Florida	12009060300						

AMERICAN OVERSIGHT

State	2012-2016 ACS LIC Tract	Enter "YES" Below to Nominate LIC	2012-2016 Tract Poverty Rate	2012-2016 Tract Median Family Income	2012-2016 State Median Family Income	2012-2016 Core Based Statistical Area (CBSA) Median Family Income	Metro/Non-Metro
Florida	12009060400						
Florida	12009060500						
Florida	12009060600						
Florida	12009060700						
Florida	12009061001						
Florida	12009061002						
Florida	12009061100						
Florida	12009061201						
Florida	12009061202						
Florida	12009062103						
Florida	12009062104						
Florida	12009062106						
Florida	12009062107						
Florida	12009062108						
Florida	12009062109						
Florida	12009062301						
Florida	12009062302						
Florida	12009062400						
Florida	12009062500						
Florida	12009062600						
Florida	12009062800						
Florida	12009062900						
Florida	12009063000						
Florida	12009063102						
Florida	12009063104						
Florida	12009063105						
Florida	12009063106						
Florida	12009063107						
Florida	12009064102						
Florida	12009064123						
Florida	12009064124						
Florida	12009064125						
Florida	12009064126						
Florida	12009064127						
Florida	12009064128						
Florida	12009064201						
Florida	12009064202						
Florida	12009064301						
Florida	12009064302						
Florida	12009064400						
Florida	12009064500						
Florida	12009064601						
Florida	12009064602						
Florida	12009064700						
Florida	12009064800						
Florida	12009064901						
Florida	12009064902						
Florida	12009065001						

AMERICAN OVERSIGHT

State	2012-2016 ACS LIC Tract	Enter "YES" Below to Nominate LIC	2012-2016 Tract Poverty Rate	2012-2016 Tract Median Family Income	2012-2016 State Median Family Income	2012-2016 Core Based Statistical Area (CBSA) Median Family Income	Metro/Non-Metro
Florida	12009065021						
Florida	12009065022						
Florida	12009065121						
Florida	12009065122						
Florida	12009065123						
Florida	12009065124						
Florida	12009065125						
Florida	12009065201						
Florida	12009065202						
Florida	12009065231						
Florida	12009065234						
Florida	12009065235						
Florida	12009065236						
Florida	12009066101						
Florida	12009066103						
Florida	12009066104						
Florida	12009066200						
Florida	12009066301						
Florida	12009066302						
Florida	12009066400						
Florida	12009066500						
Florida	12009066600						
Florida	12009066700						
Florida	12009066800						
Florida	12009066900						
Florida	12009067100						
Florida	12009068101						
Florida	12009068102						
Florida	12009068200						
Florida	12009068300						
Florida	12009068400						
Florida	12009068501						
Florida	12009068502						
Florida	12009068601						
Florida	12009068602						
Florida	12009069100						
Florida	12009069200						
Florida	12009069300						
Florida	12009069400						
Florida	12009069700						
Florida	12009069801						
Florida	12009069802						
Florida	12009069901						
Florida	12009069902						
Florida	12009071100						
Florida	12009071200						
Florida	12009071301						
Florida	12009071322						

AMERICAN OVERSIGHT

State	2012-2016 ACS LIC Tract	Enter "YES" Below to Nominate LIC	2012-2016 Tract Poverty Rate	2012-2016 Tract Median Family Income	2012-2016 State Median Family Income	2012-2016 Core Based Statistical Area (CBSA) Median Family Income	Metro/Non-Metro
Florida	12009071332						
Florida	12009071334						
Florida	12009071335						
Florida	12009071336						
Florida	12009071337						
Florida	12009071338						
Florida	12009071339						
Florida	12009071340						
Florida	12009071400						
Florida	12009071500						
Florida	12009071600						
Florida	12009980000						
Florida	12009980100						
Florida	12009990000						
Florida	12011010102						
Florida	12011010103						
Florida	12011010104						
Florida	12011010200						
Florida	12011010304						
Florida	12011010305						
Florida	12011010306						
Florida	12011010307						
Florida	12011010308						
Florida	12011010401						
Florida	12011010402						
Florida	12011010403						
Florida	12011010405						
Florida	12011010406						
Florida	12011010407						
Florida	12011010502						
Florida	12011010503						
Florida	12011010504						
Florida	12011010601						
Florida	12011010603						
Florida	12011010604						
Florida	12011010605						
Florida	12011010606						
Florida	12011010607						
Florida	12011010609						
Florida	12011010610						
Florida	12011010611						
Florida	12011010612						
Florida	12011010701						
Florida	12011010702						
Florida	12011010800						
Florida	12011010901						
Florida	12011010902						
Florida	12011011000						

AMERICAN OVERSIGHT

State	2012-2016 ACS LIC Tract	Enter "YES" Below to Nominate LIC	2012-2016 Tract Poverty Rate	2012-2016 Tract Median Family Income	2012-2016 State Median Family Income	2012-2016 Core Based Statistical Area (CBSA) Median Family Income	Metro/Non-Metro
Florida	12011020101						
Florida	12011020103						
Florida	12011020104						
Florida	12011020204						
Florida	12011020205						
Florida	12011020206						
Florida	12011020207						
Florida	12011020209						
Florida	12011020210						
Florida	12011020211						
Florida	12011020212						
Florida	12011020302						
Florida	12011020308						
Florida	12011020309						
Florida	12011020311						
Florida	12011020312						
Florida	12011020313						
Florida	12011020314						
Florida	12011020315						
Florida	12011020316						
Florida	12011020317						
Florida	12011020318						
Florida	12011020319						
Florida	12011020320						
Florida	12011020321						
Florida	12011020322						
Florida	12011020323						
Florida	12011020324						
Florida	12011020325						
Florida	12011020326						
Florida	12011020404						
Florida	12011020405						
Florida	12011020406						
Florida	12011020407						
Florida	12011020409						
Florida	12011020411						
Florida	12011020412						
Florida	12011020413						
Florida	12011020414						
Florida	12011020415						
Florida	12011020501						
Florida	12011020502						
Florida	12011030100						
Florida	12011030201						
Florida	12011030202						
Florida	12011030203						
Florida	12011030301						
Florida	12011030302						

AMERICAN OVERSIGHT

State	2012-2016 ACS LIC Tract	Enter "YES" Below to Nominate LIC	2012-2016 Tract Poverty Rate	2012-2016 Tract Median Family Income	2012-2016 State Median Family Income	2012-2016 Core Based Statistical Area (CBSA) Median Family Income	Metro/Non-Metro
Florida	12011030401						
Florida	12011030402						
Florida	12011030500						
Florida	12011030600						
Florida	12011030702						
Florida	12011030703						
Florida	12011030704						
Florida	12011030705						
Florida	12011030801						
Florida	12011030802						
Florida	12011030902						
Florida	12011030903						
Florida	12011030904						
Florida	12011031001						
Florida	12011031002						
Florida	12011031101						
Florida	12011031102						
Florida	12011031202						
Florida	12011031203						
Florida	12011031204						
Florida	12011031205						
Florida	12011040101						
Florida	12011040102						
Florida	12011040203						
Florida	12011040204						
Florida	12011040205						
Florida	12011040206						
Florida	12011040300						
Florida	12011040401						
Florida	12011040402						
Florida	12011040502						
Florida	12011040503						
Florida	12011040504						
Florida	12011040601						
Florida	12011040602						
Florida	12011040701						
Florida	12011040702						
Florida	12011040801						
Florida	12011040802						
Florida	12011040901						
Florida	12011040902						
Florida	12011041000						
Florida	12011041100						
Florida	12011041200						
Florida	12011041300						
Florida	12011041400						
Florida	12011041500						
Florida	12011041600						

AMERICAN OVERSIGHT

State	2012-2016 ACS LIC Tract	Enter "YES" Below to Nominate LIC	2012-2016 Tract Poverty Rate	2012-2016 Tract Median Family Income	2012-2016 State Median Family Income	2012-2016 Core Based Statistical Area (CBSA) Median Family Income	Metro/Non-Metro
Florida	12011041700						
Florida	12011041801						
Florida	12011041802						
Florida	12011041900						
Florida	12011042000						
Florida	12011042100						
Florida	12011042200						
Florida	12011042301						
Florida	12011042302						
Florida	12011042400						
Florida	12011042500						
Florida	12011042600						
Florida	12011042700						
Florida	12011042800						
Florida	12011042900						
Florida	12011043001						
Florida	12011043002						
Florida	12011043100						
Florida	12011043301						
Florida	12011043302						
Florida	12011050100						
Florida	12011050204						
Florida	12011050205						
Florida	12011050206						
Florida	12011050207						
Florida	12011050208						
Florida	12011050301						
Florida	12011050306						
Florida	12011050307						
Florida	12011050308						
Florida	12011050309						
Florida	12011050310						
Florida	12011050311						
Florida	12011050312						
Florida	12011050401						
Florida	12011050402						
Florida	12011050501						
Florida	12011050502						
Florida	12011050601						
Florida	12011050602						
Florida	12011050701						
Florida	12011050702						
Florida	12011050800						
Florida	12011050900						
Florida	12011051001						
Florida	12011051002						
Florida	12011060105						
Florida	12011060107						

AMERICAN OVERSIGHT

State	2012-2016 ACS LIC Tract	Enter "YES" Below to Nominate LIC	2012-2016 Tract Poverty Rate	2012-2016 Tract Median Family Income	2012-2016 State Median Family Income	2012-2016 Core Based Statistical Area (CBSA) Median Family Income	Metro/Non-Metro
Florida	12011060109						
Florida	12011060111						
Florida	12011060112						
Florida	12011060113						
Florida	12011060114						
Florida	12011060115						
Florida	12011060116						
Florida	12011060117						
Florida	12011060118						
Florida	12011060119						
Florida	12011060120						
Florida	12011060121						
Florida	12011060122						
Florida	12011060123						
Florida	12011060124						
Florida	12011060125						
Florida	12011060126						
Florida	12011060127						
Florida	12011060128						
Florida	12011060203						
Florida	12011060206						
Florida	12011060207						
Florida	12011060208						
Florida	12011060209						
Florida	12011060210						
Florida	12011060211						
Florida	12011060212						
Florida	12011060213						
Florida	12011060302						
Florida	12011060303						
Florida	12011060304						
Florida	12011060305						
Florida	12011060306						
Florida	12011060401						
Florida	12011060402						
Florida	12011060403						
Florida	12011060501						
Florida	12011060503						
Florida	12011060504						
Florida	12011060505						
Florida	12011060603						
Florida	12011060605						
Florida	12011060606						
Florida	12011060607						
Florida	12011060608						
Florida	12011060609						
Florida	12011060700						
Florida	12011060801						

AMERICAN OVERSIGHT

State	2012-2016 ACS LIC Tract	Enter "YES" Below to Nominate LIC	2012-2016 Tract Poverty Rate	2012-2016 Tract Median Family Income	2012-2016 State Median Family Income	2012-2016 Core Based Statistical Area (CBSA) Median Family Income	Metro/Non-Metro
Florida	12011060802						
Florida	12011060900						
Florida	12011061001						
Florida	12011061002						
Florida	12011061100						
Florida	12011070101						
Florida	12011070102						
Florida	12011070204						
Florida	12011070205						
Florida	12011070207						
Florida	12011070208						
Florida	12011070209						
Florida	12011070210						
Florida	12011070211						
Florida	12011070304						
Florida	12011070305						
Florida	12011070306						
Florida	12011070310						
Florida	12011070311						
Florida	12011070312						
Florida	12011070313						
Florida	12011070314						
Florida	12011070315						
Florida	12011070316						
Florida	12011070317						
Florida	12011070318						
Florida	12011070319						
Florida	12011070320						
Florida	12011070321						
Florida	12011070322						
Florida	12011070401						
Florida	12011070402						
Florida	12011070403						
Florida	12011070404						
Florida	12011070405						
Florida	12011070501						
Florida	12011070502						
Florida	12011070601						
Florida	12011070602						
Florida	12011080101						
Florida	12011080102						
Florida	12011080103						
Florida	12011080200						
Florida	12011080402						
Florida	12011080403						
Florida	12011080405						
Florida	12011080406						
Florida	12011080500						

AMERICAN OVERSIGHT

State	2012-2016 ACS LIC Tract	Enter "YES" Below to Nominate LIC	2012-2016 Tract Poverty Rate	2012-2016 Tract Median Family Income	2012-2016 State Median Family Income	2012-2016 Core Based Statistical Area (CBSA) Median Family Income	Metro/Non-Metro
Florida	12011090101						
Florida	12011090102						
Florida	12011090200						
Florida	12011090301						
Florida	12011090302						
Florida	12011090401						
Florida	12011090403						
Florida	12011090404						
Florida	12011090502						
Florida	12011090503						
Florida	12011090504						
Florida	12011090601						
Florida	12011090602						
Florida	12011090700						
Florida	12011090801						
Florida	12011090802						
Florida	12011090900						
Florida	12011091000						
Florida	12011091100						
Florida	12011091201						
Florida	12011091202						
Florida	12011091300						
Florida	12011091400						
Florida	12011091500						
Florida	12011091600						
Florida	12011091701						
Florida	12011091702						
Florida	12011091801						
Florida	12011091802						
Florida	12011091901						
Florida	12011091902						
Florida	12011092000						
Florida	12011100101						
Florida	12011100103						
Florida	12011100104						
Florida	12011100105						
Florida	12011100201						
Florida	12011100202						
Florida	12011100300						
Florida	12011100400						
Florida	12011100501						
Florida	12011100502						
Florida	12011100600						
Florida	12011100700						
Florida	12011100801						
Florida	12011100802						
Florida	12011110100						
Florida	12011110301						

AMERICAN OVERSIGHT

State	2012-2016 ACS LIC Tract	Enter "YES" Below to Nominate LIC	2012-2016 Tract Poverty Rate	2012-2016 Tract Median Family Income	2012-2016 State Median Family Income	2012-2016 Core Based Statistical Area (CBSA) Median Family Income	Metro/Non-Metro
Florida	12011110302						
Florida	12011110303						
Florida	12011110307						
Florida	12011110308						
Florida	12011110309						
Florida	12011110311						
Florida	12011110312						
Florida	12011110313						
Florida	12011110319						
Florida	12011110320						
Florida	12011110321						
Florida	12011110322						
Florida	12011110323						
Florida	12011110324						
Florida	12011110325						
Florida	12011110326						
Florida	12011110327						
Florida	12011110328						
Florida	12011110330						
Florida	12011110331						
Florida	12011110332						
Florida	12011110333						
Florida	12011110334						
Florida	12011110335						
Florida	12011110336						
Florida	12011110337						
Florida	12011110338						
Florida	12011110339						
Florida	12011110340						
Florida	12011110341						
Florida	12011110342						
Florida	12011110343						
Florida	12011110402						
Florida	12011110403						
Florida	12011110404						
Florida	12011110501						
Florida	12011110502						
Florida	12011110600						
Florida	12011980000						
Florida	12011990000						
Florida	12013010100						
Florida	12013010200						
Florida	12013010300						
Florida	12015010100						
Florida	12015010200						
Florida	12015010301						
Florida	12015010302						
Florida	12015010401						

AMERICAN OVERSIGHT

State	2012-2016 ACS LIC Tract	Enter "YES" Below to Nominate LIC	2012-2016 Tract Poverty Rate	2012-2016 Tract Median Family Income	2012-2016 State Median Family Income	2012-2016 Core Based Statistical Area (CBSA) Median Family Income	Metro/Non-Metro
Florida	12015010402						
Florida	12015010403						
Florida	12015010404						
Florida	12015010501						
Florida	12015010502						
Florida	12015020101						
Florida	12015020103						
Florida	12015020104						
Florida	12015020201						
Florida	12015020202						
Florida	12015020301						
Florida	12015020302						
Florida	12015020303						
Florida	12015020400						
Florida	12015020501						
Florida	12015020502						
Florida	12015020601						
Florida	12015020602						
Florida	12015020700						
Florida	12015020800						
Florida	12015020900						
Florida	12015021001						
Florida	12015021002						
Florida	12015021003						
Florida	12015030100						
Florida	12015030200						
Florida	12015030301						
Florida	12015030302						
Florida	12015030401						
Florida	12015030402						
Florida	12015030501						
Florida	12015030502						
Florida	12015030503						
Florida	12015990000						
Florida	12017450101						
Florida	12017450102						
Florida	12017450201						
Florida	12017450202						
Florida	12017450302						
Florida	12017450303						
Florida	12017450304						
Florida	12017450400						
Florida	12017450500						
Florida	12017450601						
Florida	12017450602						
Florida	12017450701						
Florida	12017450702						
Florida	12017450800						

AMERICAN OVERSIGHT

State	2012-2016 ACS LIC Tract	Enter "YES" Below to Nominate LIC	2012-2016 Tract Poverty Rate	2012-2016 Tract Median Family Income	2012-2016 State Median Family Income	2012-2016 Core Based Statistical Area (CBSA) Median Family Income	Metro/Non-Metro
Florida	12017450901						
Florida	12017450902						
Florida	12017451000						
Florida	12017451101						
Florida	12017451102						
Florida	12017451200						
Florida	12017451300						
Florida	12017451400						
Florida	12017451501						
Florida	12017451502						
Florida	12017451601						
Florida	12017451602						
Florida	12017451700						
Florida	12017990000						
Florida	12019030102						
Florida	12019030103						
Florida	12019030104						
Florida	12019030201						
Florida	12019030202						
Florida	12019030203						
Florida	12019030301						
Florida	12019030303						
Florida	12019030304						
Florida	12019030400						
Florida	12019030500						
Florida	12019030600						
Florida	12019030701						
Florida	12019030702						
Florida	12019030703						
Florida	12019030801						
Florida	12019030802						
Florida	12019030902						
Florida	12019030903						
Florida	12019030904						
Florida	12019031101						
Florida	12019031104						
Florida	12019031105						
Florida	12019031106						
Florida	12019031107						
Florida	12019031108						
Florida	12019031200						
Florida	12019031300						
Florida	12019031400						
Florida	12019031500						
Florida	12021000101						
Florida	12021000102						
Florida	12021000200						
Florida	12021000301						

AMERICAN OVERSIGHT

State	2012-2016 ACS LIC Tract	Enter "YES" Below to Nominate LIC	2012-2016 Tract Poverty Rate	2012-2016 Tract Median Family Income	2012-2016 State Median Family Income	2012-2016 Core Based Statistical Area (CBSA) Median Family Income	Metro/Non-Metro
Florida	12021000302						
Florida	12021000401						
Florida	12021000402						
Florida	12021000500						
Florida	12021000600						
Florida	12021000700						
Florida	12021010102						
Florida	12021010105						
Florida	12021010106						
Florida	12021010107						
Florida	12021010108						
Florida	12021010109						
Florida	12021010110						
Florida	12021010205						
Florida	12021010208						
Florida	12021010209						
Florida	12021010210						
Florida	12021010211						
Florida	12021010212						
Florida	12021010213						
Florida	12021010215						
Florida	12021010300						
Florida	12021010401						
Florida	12021010405						
Florida	12021010408						
Florida	12021010410						
Florida	12021010411						
Florida	12021010412						
Florida	12021010413						
Florida	12021010414						
Florida	12021010415						
Florida	12021010416						
Florida	12021010417						
Florida	12021010418						
Florida	12021010419						
Florida	12021010420						
Florida	12021010505						
Florida	12021010506						
Florida	12021010507						
Florida	12021010508						
Florida	12021010509						
Florida	12021010510						
Florida	12021010601						
Florida	12021010602						
Florida	12021010604						
Florida	12021010605						
Florida	12021010606						
Florida	12021010701						

AMERICAN OVERSIGHT

State	2012-2016 ACS LIC Tract	Enter "YES" Below to Nominate LIC	2012-2016 Tract Poverty Rate	2012-2016 Tract Median Family Income	2012-2016 State Median Family Income	2012-2016 Core Based Statistical Area (CBSA) Median Family Income	Metro/Non-Metro
Florida	12021010702						
Florida	12021010801						
Florida	12021010802						
Florida	12021010803						
Florida	12021010902						
Florida	12021010903						
Florida	12021010904						
Florida	12021010905						
Florida	12021011001						
Florida	12021011002						
Florida	12021011102						
Florida	12021011103						
Florida	12021011105						
Florida	12021011106						
Florida	12021011201						
Florida	12021011202						
Florida	12021011204						
Florida	12021011205						
Florida	12021011301						
Florida	12021011302						
Florida	12021011400						
Florida	12021990000						
Florida	12023110201						
Florida	12023110202						
Florida	12023110300						
Florida	12023110400						
Florida	12023110500						
Florida	12023110601						
Florida	12023110602						
Florida	12023110700						
Florida	12023110800						
Florida	12023110901						
Florida	12023110903						
Florida	12023110904						
Florida	12027010101						
Florida	12027010102						
Florida	12027010200						
Florida	12027010301						
Florida	12027010302						
Florida	12027010403						
Florida	12027010404						
Florida	12027010405						
Florida	12027010406						
Florida	12029970101						
Florida	12029970102						
Florida	12029970200						
Florida	12029990000						
Florida	12031000100						

AMERICAN OVERSIGHT

State	2012-2016 ACS LIC Tract	Enter "YES" Below to Nominate LIC	2012-2016 Tract Poverty Rate	2012-2016 Tract Median Family Income	2012-2016 State Median Family Income	2012-2016 Core Based Statistical Area (CBSA) Median Family Income	Metro/Non-Metro
Florida	12031000200						
Florida	12031000300						
Florida	12031000600						
Florida	12031000700						
Florida	12031000800						
Florida	12031001000						
Florida	12031001100						
Florida	12031001200						
Florida	12031001300						
Florida	12031001400						
Florida	12031001500						
Florida	12031001600						
Florida	12031002101						
Florida	12031002102						
Florida	12031002200						
Florida	12031002300						
Florida	12031002400						
Florida	12031002501						
Florida	12031002502						
Florida	12031002600						
Florida	12031002701						
Florida	12031002702						
Florida	12031002801						
Florida	12031002802						
Florida	12031002901						
Florida	12031002902						
Florida	12031010101						
Florida	12031010102						
Florida	12031010103						
Florida	12031010201						
Florida	12031010202						
Florida	12031010301						
Florida	12031010303						
Florida	12031010304						
Florida	12031010401						
Florida	12031010402						
Florida	12031010500						
Florida	12031010600						
Florida	12031010700						
Florida	12031010800						
Florida	12031010900						
Florida	12031011000						
Florida	12031011100						
Florida	12031011200						
Florida	12031011300						
Florida	12031011400						
Florida	12031011500						
Florida	12031011600						

AMERICAN OVERSIGHT

State	2012-2016 ACS LIC Tract	Enter "YES" Below to Nominate LIC	2012-2016 Tract Poverty Rate	2012-2016 Tract Median Family Income	2012-2016 State Median Family Income	2012-2016 Core Based Statistical Area (CBSA) Median Family Income	Metro/Non-Metro
Florida	12031011700						
Florida	12031011800						
Florida	12031011901						
Florida	12031011902						
Florida	12031011903						
Florida	12031012000						
Florida	12031012100						
Florida	12031012200						
Florida	12031012300						
Florida	12031012400						
Florida	12031012500						
Florida	12031012601						
Florida	12031012602						
Florida	12031012702						
Florida	12031012703						
Florida	12031012704						
Florida	12031012800						
Florida	12031012900						
Florida	12031013000						
Florida	12031013100						
Florida	12031013200						
Florida	12031013300						
Florida	12031013402						
Florida	12031013403						
Florida	12031013404						
Florida	12031013502						
Florida	12031013503						
Florida	12031013504						
Florida	12031013521						
Florida	12031013522						
Florida	12031013721						
Florida	12031013723						
Florida	12031013726						
Florida	12031013727						
Florida	12031013800						
Florida	12031013901						
Florida	12031013902						
Florida	12031013904						
Florida	12031013905						
Florida	12031013906						
Florida	12031014001						
Florida	12031014002						
Florida	12031014101						
Florida	12031014102						
Florida	12031014202						
Florida	12031014203						
Florida	12031014204						
Florida	12031014311						

AMERICAN OVERSIGHT

State	2012-2016 ACS LIC Tract	Enter "YES" Below to Nominate LIC	2012-2016 Tract Poverty Rate	2012-2016 Tract Median Family Income	2012-2016 State Median Family Income	2012-2016 Core Based Statistical Area (CBSA) Median Family Income	Metro/Non-Metro
Florida	12031014312						
Florida	12031014326						
Florida	12031014328						
Florida	12031014329						
Florida	12031014330						
Florida	12031014331						
Florida	12031014332						
Florida	12031014333						
Florida	12031014334						
Florida	12031014335						
Florida	12031014336						
Florida	12031014337						
Florida	12031014338						
Florida	12031014401						
Florida	12031014404						
Florida	12031014406						
Florida	12031014408						
Florida	12031014409						
Florida	12031014410						
Florida	12031014411						
Florida	12031014412						
Florida	12031014413						
Florida	12031014500						
Florida	12031014601						
Florida	12031014603						
Florida	12031014604						
Florida	12031014701						
Florida	12031014702						
Florida	12031014800						
Florida	12031014901						
Florida	12031014902						
Florida	12031015001						
Florida	12031015002						
Florida	12031015100						
Florida	12031015200						
Florida	12031015300						
Florida	12031015400						
Florida	12031015501						
Florida	12031015502						
Florida	12031015600						
Florida	12031015700						
Florida	12031015801						
Florida	12031015802						
Florida	12031015922						
Florida	12031015923						
Florida	12031015924						
Florida	12031015925						
Florida	12031015926						

AMERICAN OVERSIGHT

State	2012-2016 ACS LIC Tract	Enter "YES" Below to Nominate LIC	2012-2016 Tract Poverty Rate	2012-2016 Tract Median Family Income	2012-2016 State Median Family Income	2012-2016 Core Based Statistical Area (CBSA) Median Family Income	Metro/Non-Metro
Florida	12031016000						
Florida	12031016100						
Florida	12031016200						
Florida	12031016300						
Florida	12031016400						
Florida	12031016500						
Florida	12031016601						
Florida	12031016603						
Florida	12031016604						
Florida	12031016711						
Florida	12031016722						
Florida	12031016724						
Florida	12031016725						
Florida	12031016726						
Florida	12031016727						
Florida	12031016728						
Florida	12031016729						
Florida	12031016801						
Florida	12031016803						
Florida	12031016804						
Florida	12031016805						
Florida	12031016806						
Florida	12031016807						
Florida	12031016808						
Florida	12031017100						
Florida	12031017200						
Florida	12031017300						
Florida	12031017400						
Florida	12031990000						
Florida	12033000100						
Florida	12033000300						
Florida	12033000400						
Florida	12033000500						
Florida	12033000600						
Florida	12033000800						
Florida	12033000900						
Florida	12033001001						
Florida	12033001002						
Florida	12033001101						
Florida	12033001103						
Florida	12033001104						
Florida	12033001201						
Florida	12033001202						
Florida	12033001300						
Florida	12033001401						
Florida	12033001402						
Florida	12033001500						
Florida	12033001600						

AMERICAN OVERSIGHT

State	2012-2016 ACS LIC Tract	Enter "YES" Below to Nominate LIC	2012-2016 Tract Poverty Rate	2012-2016 Tract Median Family Income	2012-2016 State Median Family Income	2012-2016 Core Based Statistical Area (CBSA) Median Family Income	Metro/Non-Metro
Florida	12033001700						
Florida	12033001800						
Florida	12033001900						
Florida	12033002000						
Florida	12033002100						
Florida	12033002200						
Florida	12033002300						
Florida	12033002400						
Florida	12033002500						
Florida	12033002601						
Florida	12033002602						
Florida	12033002603						
Florida	12033002604						
Florida	12033002605						
Florida	12033002701						
Florida	12033002703						
Florida	12033002704						
Florida	12033002801						
Florida	12033002802						
Florida	12033002803						
Florida	12033002804						
Florida	12033002900						
Florida	12033003000						
Florida	12033003100						
Florida	12033003201						
Florida	12033003203						
Florida	12033003204						
Florida	12033003301						
Florida	12033003305						
Florida	12033003306						
Florida	12033003307						
Florida	12033003308						
Florida	12033003309						
Florida	12033003400						
Florida	12033003503						
Florida	12033003505						
Florida	12033003506						
Florida	12033003507						
Florida	12033003508						
Florida	12033003603						
Florida	12033003607						
Florida	12033003608						
Florida	12033003609						
Florida	12033003610						
Florida	12033003611						
Florida	12033003612						
Florida	12033003613						
Florida	12033003614						

AMERICAN OVERSIGHT

State	2012-2016 ACS LIC Tract	Enter "YES" Below to Nominate LIC	2012-2016 Tract Poverty Rate	2012-2016 Tract Median Family Income	2012-2016 State Median Family Income	2012-2016 Core Based Statistical Area (CBSA) Median Family Income	Metro/Non-Metro
Florida	12033003700						
Florida	12033003800						
Florida	12033003900						
Florida	12033004000						
Florida	12033990000						
Florida	12035060103						
Florida	12035060104						
Florida	12035060105						
Florida	12035060106						
Florida	12035060107						
Florida	12035060204						
Florida	12035060205						
Florida	12035060206						
Florida	12035060207						
Florida	12035060208						
Florida	12035060209						
Florida	12035060210						
Florida	12035060211						
Florida	12035060212						
Florida	12035060213						
Florida	12035060214						
Florida	12035060301						
Florida	12035060302						
Florida	12035060303						
Florida	12035060304						
Florida	12035990000						
Florida	12037970100						
Florida	12037970200						
Florida	12037970302						
Florida	12037970304						
Florida	12037990000						
Florida	12037990100						
Florida	12039020101						
Florida	12039020102						
Florida	12039020300						
Florida	12039020400						
Florida	12039020500						
Florida	12039020600						
Florida	12039020701						
Florida	12039020702						
Florida	12039020800						
Florida	12041950100						
Florida	12041950201						
Florida	12041950202						
Florida	12041950203						
Florida	12041950204						
Florida	12043000100						
Florida	12043000200						

AMERICAN OVERSIGHT

State	2012-2016 ACS LIC Tract	Enter "YES" Below to Nominate LIC	2012-2016 Tract Poverty Rate	2012-2016 Tract Median Family Income	2012-2016 State Median Family Income	2012-2016 Core Based Statistical Area (CBSA) Median Family Income	Metro/Non-Metro
Florida	12043000300						
Florida	12043990000						
Florida	12045960100						
Florida	12045960200						
Florida	12045960300						
Florida	12045990000						
Florida	12047960100						
Florida	12047960200						
Florida	12047960300						
Florida	12049970101						
Florida	12049970102						
Florida	12049970201						
Florida	12049970202						
Florida	12049970300						
Florida	12049970400						
Florida	12051000100						
Florida	12051000200						
Florida	12051000300						
Florida	12051000401						
Florida	12051000402						
Florida	12051000600						
Florida	12051990000						
Florida	12053040101						
Florida	12053040102						
Florida	12053040201						
Florida	12053040202						
Florida	12053040301						
Florida	12053040302						
Florida	12053040303						
Florida	12053040400						
Florida	12053040501						
Florida	12053040502						
Florida	12053040601						
Florida	12053040602						
Florida	12053040701						
Florida	12053040702						
Florida	12053040801						
Florida	12053040802						
Florida	12053040901						
Florida	12053040905						
Florida	12053040906						
Florida	12053040907						
Florida	12053040908						
Florida	12053040909						
Florida	12053040910						
Florida	12053040911						
Florida	12053041003						
Florida	12053041004						

AMERICAN OVERSIGHT

State	2012-2016 ACS LIC Tract	Enter "YES" Below to Nominate LIC	2012-2016 Tract Poverty Rate	2012-2016 Tract Median Family Income	2012-2016 State Median Family Income	2012-2016 Core Based Statistical Area (CBSA) Median Family Income	Metro/Non-Metro
Florida	12053041005						
Florida	12053041006						
Florida	12053041103						
Florida	12053041104						
Florida	12053041105						
Florida	12053041106						
Florida	12053041201						
Florida	12053041203						
Florida	12053041204						
Florida	12053041302						
Florida	12053041303						
Florida	12053041304						
Florida	12053041305						
Florida	12053041401						
Florida	12053041402						
Florida	12053041501						
Florida	12053041502						
Florida	12053041600						
Florida	12053990000						
Florida	12055960101						
Florida	12055960102						
Florida	12055960103						
Florida	12055960200						
Florida	12055960300						
Florida	12055960400						
Florida	12055960501						
Florida	12055960502						
Florida	12055960601						
Florida	12055960602						
Florida	12055960700						
Florida	12055960800						
Florida	12055960900						
Florida	12055961000						
Florida	12055961100						
Florida	12055961200						
Florida	12055961301						
Florida	12055961302						
Florida	12055961400						
Florida	12055961500						
Florida	12055961601						
Florida	12055961602						
Florida	12055961603						
Florida	12055961700						
Florida	12055980000						
Florida	12055980100						
Florida	12055980200						
Florida	12057000101						
Florida	12057000102						

AMERICAN OVERSIGHT

State	2012-2016 ACS LIC Tract	Enter "YES" Below to Nominate LIC	2012-2016 Tract Poverty Rate	2012-2016 Tract Median Family Income	2012-2016 State Median Family Income	2012-2016 Core Based Statistical Area (CBSA) Median Family Income	Metro/Non-Metro
Florida	12057000201						
Florida	12057000202						
Florida	12057000300						
Florida	12057000401						
Florida	12057000402						
Florida	12057000500						
Florida	12057000601						
Florida	12057000602						
Florida	12057000700						
Florida	12057000800						
Florida	12057000901						
Florida	12057000902						
Florida	12057001001						
Florida	12057001002						
Florida	12057001100						
Florida	12057001200						
Florida	12057001300						
Florida	12057001400						
Florida	12057001500						
Florida	12057001600						
Florida	12057001700						
Florida	12057001800						
Florida	12057001900						
Florida	12057002000						
Florida	12057002100						
Florida	12057002200						
Florida	12057002300						
Florida	12057002400						
Florida	12057002500						
Florida	12057002600						
Florida	12057002700						
Florida	12057002800						
Florida	12057002900						
Florida	12057003000						
Florida	12057003100						
Florida	12057003200						
Florida	12057003300						
Florida	12057003400						
Florida	12057003500						
Florida	12057003600						
Florida	12057003700						
Florida	12057003800						
Florida	12057003900						
Florida	12057004000						
Florida	12057004100						
Florida	12057004200						
Florida	12057004300						
Florida	12057004400						

AMERICAN OVERSIGHT

State	2012-2016 ACS LIC Tract	Enter "YES" Below to Nominate LIC	2012-2016 Tract Poverty Rate	2012-2016 Tract Median Family Income	2012-2016 State Median Family Income	2012-2016 Core Based Statistical Area (CBSA) Median Family Income	Metro/Non-Metro
Florida	12057004500						
Florida	12057004600						
Florida	12057004700						
Florida	12057004800						
Florida	12057004900						
Florida	12057005000						
Florida	12057005101						
Florida	12057005102						
Florida	12057005301						
Florida	12057005302						
Florida	12057005401						
Florida	12057005500						
Florida	12057005700						
Florida	12057005800						
Florida	12057005900						
Florida	12057006000						
Florida	12057006101						
Florida	12057006103						
Florida	12057006200						
Florida	12057006300						
Florida	12057006400						
Florida	12057006501						
Florida	12057006502						
Florida	12057006600						
Florida	12057006700						
Florida	12057006801						
Florida	12057006802						
Florida	12057006900						
Florida	12057007001						
Florida	12057007002						
Florida	12057007102						
Florida	12057007103						
Florida	12057007200						
Florida	12057007300						
Florida	12057010103						
Florida	12057010105						
Florida	12057010106						
Florida	12057010107						
Florida	12057010108						
Florida	12057010203						
Florida	12057010204						
Florida	12057010205						
Florida	12057010209						
Florida	12057010210						
Florida	12057010211						
Florida	12057010212						
Florida	12057010213						
Florida	12057010214						

AMERICAN OVERSIGHT

State	2012-2016 ACS LIC Tract	Enter "YES" Below to Nominate LIC	2012-2016 Tract Poverty Rate	2012-2016 Tract Median Family Income	2012-2016 State Median Family Income	2012-2016 Core Based Statistical Area (CBSA) Median Family Income	Metro/Non-Metro
Florida	12057010303						
Florida	12057010304						
Florida	12057010305						
Florida	12057010401						
Florida	12057010402						
Florida	12057010501						
Florida	12057010502						
Florida	12057010600						
Florida	12057010701						
Florida	12057010702						
Florida	12057010805						
Florida	12057010808						
Florida	12057010809						
Florida	12057010810						
Florida	12057010811						
Florida	12057010812						
Florida	12057010813						
Florida	12057010814						
Florida	12057010815						
Florida	12057010816						
Florida	12057010817						
Florida	12057010818						
Florida	12057010900						
Florida	12057011003						
Florida	12057011005						
Florida	12057011006						
Florida	12057011007						
Florida	12057011008						
Florida	12057011010						
Florida	12057011012						
Florida	12057011013						
Florida	12057011014						
Florida	12057011015						
Florida	12057011016						
Florida	12057011103						
Florida	12057011106						
Florida	12057011107						
Florida	12057011108						
Florida	12057011109						
Florida	12057011203						
Florida	12057011204						
Florida	12057011205						
Florida	12057011206						
Florida	12057011301						
Florida	12057011303						
Florida	12057011304						
Florida	12057011407						
Florida	12057011408						

AMERICAN OVERSIGHT

State	2012-2016 ACS LIC Tract	Enter "YES" Below to Nominate LIC	2012-2016 Tract Poverty Rate	2012-2016 Tract Median Family Income	2012-2016 State Median Family Income	2012-2016 Core Based Statistical Area (CBSA) Median Family Income	Metro/Non-Metro
Florida	12057011409						
Florida	12057011410						
Florida	12057011411						
Florida	12057011412						
Florida	12057011413						
Florida	12057011414						
Florida	12057011415						
Florida	12057011416						
Florida	12057011417						
Florida	12057011418						
Florida	12057011504						
Florida	12057011506						
Florida	12057011507						
Florida	12057011509						
Florida	12057011510						
Florida	12057011512						
Florida	12057011514						
Florida	12057011515						
Florida	12057011516						
Florida	12057011517						
Florida	12057011518						
Florida	12057011519						
Florida	12057011520						
Florida	12057011521						
Florida	12057011522						
Florida	12057011523						
Florida	12057011524						
Florida	12057011603						
Florida	12057011605						
Florida	12057011606						
Florida	12057011607						
Florida	12057011608						
Florida	12057011610						
Florida	12057011611						
Florida	12057011612						
Florida	12057011613						
Florida	12057011614						
Florida	12057011615						
Florida	12057011706						
Florida	12057011708						
Florida	12057011709						
Florida	12057011710						
Florida	12057011712						
Florida	12057011802						
Florida	12057011803						
Florida	12057011804						
Florida	12057011901						
Florida	12057011902						

AMERICAN OVERSIGHT

State	2012-2016 ACS LIC Tract	Enter "YES" Below to Nominate LIC	2012-2016 Tract Poverty Rate	2012-2016 Tract Median Family Income	2012-2016 State Median Family Income	2012-2016 Core Based Statistical Area (CBSA) Median Family Income	Metro/Non-Metro
Florida	12057011904						
Florida	12057011905						
Florida	12057011906						
Florida	12057012001						
Florida	12057012002						
Florida	12057012103						
Florida	12057012104						
Florida	12057012106						
Florida	12057012107						
Florida	12057012108						
Florida	12057012206						
Florida	12057012207						
Florida	12057012208						
Florida	12057012209						
Florida	12057012210						
Florida	12057012211						
Florida	12057012212						
Florida	12057012213						
Florida	12057012301						
Florida	12057012303						
Florida	12057012304						
Florida	12057012401						
Florida	12057012402						
Florida	12057012403						
Florida	12057012501						
Florida	12057012503						
Florida	12057012504						
Florida	12057012600						
Florida	12057012701						
Florida	12057012702						
Florida	12057012800						
Florida	12057012900						
Florida	12057013001						
Florida	12057013002						
Florida	12057013003						
Florida	12057013004						
Florida	12057013100						
Florida	12057013203						
Florida	12057013204						
Florida	12057013205						
Florida	12057013206						
Florida	12057013207						
Florida	12057013208						
Florida	12057013305						
Florida	12057013307						
Florida	12057013310						
Florida	12057013311						
Florida	12057013312						

AMERICAN OVERSIGHT

State	2012-2016 ACS LIC Tract	Enter "YES" Below to Nominate LIC	2012-2016 Tract Poverty Rate	2012-2016 Tract Median Family Income	2012-2016 State Median Family Income	2012-2016 Core Based Statistical Area (CBSA) Median Family Income	Metro/Non-Metro
Florida	12057013313						
Florida	12057013314						
Florida	12057013315						
Florida	12057013316						
Florida	12057013317						
Florida	12057013318						
Florida	12057013319						
Florida	12057013320						
Florida	12057013321						
Florida	12057013322						
Florida	12057013406						
Florida	12057013407						
Florida	12057013409						
Florida	12057013410						
Florida	12057013411						
Florida	12057013412						
Florida	12057013413						
Florida	12057013414						
Florida	12057013415						
Florida	12057013501						
Florida	12057013503						
Florida	12057013504						
Florida	12057013505						
Florida	12057013602						
Florida	12057013604						
Florida	12057013702						
Florida	12057013703						
Florida	12057013704						
Florida	12057013801						
Florida	12057013802						
Florida	12057013803						
Florida	12057013804						
Florida	12057013806						
Florida	12057013807						
Florida	12057013903						
Florida	12057013907						
Florida	12057013908						
Florida	12057013912						
Florida	12057013913						
Florida	12057013914						
Florida	12057013915						
Florida	12057013916						
Florida	12057013917						
Florida	12057013918						
Florida	12057013919						
Florida	12057013920						
Florida	12057013921						
Florida	12057013922						

AMERICAN OVERSIGHT

State	2012-2016 ACS LIC Tract	Enter "YES" Below to Nominate LIC	2012-2016 Tract Poverty Rate	2012-2016 Tract Median Family Income	2012-2016 State Median Family Income	2012-2016 Core Based Statistical Area (CBSA) Median Family Income	Metro/Non-Metro
Florida	12057013923						
Florida	12057014002						
Florida	12057014003						
Florida	12057014007						
Florida	12057014008						
Florida	12057014009						
Florida	12057014010						
Florida	12057014011						
Florida	12057014012						
Florida	12057014013						
Florida	12057014014						
Florida	12057014015						
Florida	12057014016						
Florida	12057014104						
Florida	12057014106						
Florida	12057014108						
Florida	12057014109						
Florida	12057014117						
Florida	12057014118						
Florida	12057014119						
Florida	12057014121						
Florida	12057014122						
Florida	12057980100						
Florida	12057980200						
Florida	12057980300						
Florida	12057980400						
Florida	12057980500						
Florida	12057980600						
Florida	12057980700						
Florida	12057990000						
Florida	12057990100						
Florida	12059960100						
Florida	12059960200						
Florida	12059960300						
Florida	12059960400						
Florida	12061050100						
Florida	12061050200						
Florida	12061050301						
Florida	12061050302						
Florida	12061050401						
Florida	12061050402						
Florida	12061050501						
Florida	12061050503						
Florida	12061050504						
Florida	12061050505						
Florida	12061050601						
Florida	12061050602						
Florida	12061050603						

AMERICAN OVERSIGHT

State	2012-2016 ACS LIC Tract	Enter "YES" Below to Nominate LIC	2012-2016 Tract Poverty Rate	2012-2016 Tract Median Family Income	2012-2016 State Median Family Income	2012-2016 Core Based Statistical Area (CBSA) Median Family Income	Metro/Non-Metro
Florida	12061050604						
Florida	12061050605						
Florida	12061050606						
Florida	12061050702						
Florida	12061050703						
Florida	12061050704						
Florida	12061050705						
Florida	12061050802						
Florida	12061050804						
Florida	12061050805						
Florida	12061050806						
Florida	12061050807						
Florida	12061050808						
Florida	12061050902						
Florida	12061050903						
Florida	12061050904						
Florida	12061980000						
Florida	12061990000						
Florida	12063210100						
Florida	12063210200						
Florida	12063210300						
Florida	12063210400						
Florida	12063210500						
Florida	12063210600						
Florida	12063210700						
Florida	12063210800						
Florida	12063210900						
Florida	12063211000						
Florida	12063211100						
Florida	12065250101						
Florida	12065250102						
Florida	12065250200						
Florida	12065990000						
Florida	12067960100						
Florida	12067960200						
Florida	12069030102						
Florida	12069030104						
Florida	12069030105						
Florida	12069030106						
Florida	12069030107						
Florida	12069030108						
Florida	12069030203						
Florida	12069030204						
Florida	12069030206						
Florida	12069030207						
Florida	12069030208						
Florida	12069030209						
Florida	12069030302						

AMERICAN OVERSIGHT

State	2012-2016 ACS LIC Tract	Enter "YES" Below to Nominate LIC	2012-2016 Tract Poverty Rate	2012-2016 Tract Median Family Income	2012-2016 State Median Family Income	2012-2016 Core Based Statistical Area (CBSA) Median Family Income	Metro/Non-Metro
Florida	12069030305						
Florida	12069030306						
Florida	12069030307						
Florida	12069030308						
Florida	12069030405						
Florida	12069030406						
Florida	12069030407						
Florida	12069030408						
Florida	12069030409						
Florida	12069030410						
Florida	12069030411						
Florida	12069030502						
Florida	12069030503						
Florida	12069030504						
Florida	12069030601						
Florida	12069030602						
Florida	12069030701						
Florida	12069030702						
Florida	12069030803						
Florida	12069030804						
Florida	12069030805						
Florida	12069030806						
Florida	12069030807						
Florida	12069030902						
Florida	12069030912						
Florida	12069030913						
Florida	12069030914						
Florida	12069031000						
Florida	12069031101						
Florida	12069031102						
Florida	12069031103						
Florida	12069031202						
Florida	12069031203						
Florida	12069031204						
Florida	12069031205						
Florida	12069031301						
Florida	12069031305						
Florida	12069031306						
Florida	12069031307						
Florida	12069031308						
Florida	12069031309						
Florida	12069031310						
Florida	12069031311						
Florida	12071000301						
Florida	12071000302						
Florida	12071000401						
Florida	12071000402						
Florida	12071000502						

AMERICAN OVERSIGHT

State	2012-2016 ACS LIC Tract	Enter "YES" Below to Nominate LIC	2012-2016 Tract Poverty Rate	2012-2016 Tract Median Family Income	2012-2016 State Median Family Income	2012-2016 Core Based Statistical Area (CBSA) Median Family Income	Metro/Non-Metro
Florida	12071000503						
Florida	12071000504						
Florida	12071000600						
Florida	12071000700						
Florida	12071000800						
Florida	12071000900						
Florida	12071001000						
Florida	12071001101						
Florida	12071001102						
Florida	12071001201						
Florida	12071001202						
Florida	12071001300						
Florida	12071001401						
Florida	12071001402						
Florida	12071001501						
Florida	12071001502						
Florida	12071001601						
Florida	12071001602						
Florida	12071001701						
Florida	12071001703						
Florida	12071001705						
Florida	12071001706						
Florida	12071001707						
Florida	12071001801						
Florida	12071001802						
Florida	12071001903						
Florida	12071001906						
Florida	12071001907						
Florida	12071001908						
Florida	12071001910						
Florida	12071001911						
Florida	12071001912						
Florida	12071001913						
Florida	12071001914						
Florida	12071001915						
Florida	12071010102						
Florida	12071010103						
Florida	12071010104						
Florida	12071010105						
Florida	12071010201						
Florida	12071010203						
Florida	12071010204						
Florida	12071010302						
Florida	12071010303						
Florida	12071010304						
Florida	12071010305						
Florida	12071010306						
Florida	12071010307						

AMERICAN OVERSIGHT

State	2012-2016 ACS LIC Tract	Enter "YES" Below to Nominate LIC	2012-2016 Tract Poverty Rate	2012-2016 Tract Median Family Income	2012-2016 State Median Family Income	2012-2016 Core Based Statistical Area (CBSA) Median Family Income	Metro/Non-Metro
Florida	12071010404						
Florida	12071010405						
Florida	12071010406						
Florida	12071010407						
Florida	12071010409						
Florida	12071010410						
Florida	12071010411						
Florida	12071010412						
Florida	12071010501						
Florida	12071010502						
Florida	12071010601						
Florida	12071010602						
Florida	12071010701						
Florida	12071010702						
Florida	12071010801						
Florida	12071010802						
Florida	12071010803						
Florida	12071020101						
Florida	12071020102						
Florida	12071020201						
Florida	12071020202						
Florida	12071020300						
Florida	12071020400						
Florida	12071020501						
Florida	12071020502						
Florida	12071020600						
Florida	12071020700						
Florida	12071020800						
Florida	12071030100						
Florida	12071030201						
Florida	12071030202						
Florida	12071030203						
Florida	12071030204						
Florida	12071030300						
Florida	12071040108						
Florida	12071040109						
Florida	12071040110						
Florida	12071040111						
Florida	12071040112						
Florida	12071040113						
Florida	12071040114						
Florida	12071040115						
Florida	12071040116						
Florida	12071040117						
Florida	12071040118						
Florida	12071040119						
Florida	12071040120						
Florida	12071040121						

AMERICAN OVERSIGHT

State	2012-2016 ACS LIC Tract	Enter "YES" Below to Nominate LIC	2012-2016 Tract Poverty Rate	2012-2016 Tract Median Family Income	2012-2016 State Median Family Income	2012-2016 Core Based Statistical Area (CBSA) Median Family Income	Metro/Non-Metro
Florida	12071040122						
Florida	12071040123						
Florida	12071040124						
Florida	12071040125						
Florida	12071040126						
Florida	12071040127						
Florida	12071040203						
Florida	12071040205						
Florida	12071040206						
Florida	12071040207						
Florida	12071040208						
Florida	12071040209						
Florida	12071040210						
Florida	12071040301						
Florida	12071040302						
Florida	12071040303						
Florida	12071040304						
Florida	12071040305						
Florida	12071040308						
Florida	12071040309						
Florida	12071040310						
Florida	12071040311						
Florida	12071040312						
Florida	12071040313						
Florida	12071040314						
Florida	12071050103						
Florida	12071050104						
Florida	12071050105						
Florida	12071050106						
Florida	12071050203						
Florida	12071050204						
Florida	12071050205						
Florida	12071050206						
Florida	12071050207						
Florida	12071050208						
Florida	12071050209						
Florida	12071050305						
Florida	12071050306						
Florida	12071050307						
Florida	12071050308						
Florida	12071050310						
Florida	12071050311						
Florida	12071050312						
Florida	12071050313						
Florida	12071050314						
Florida	12071050400						
Florida	12071050500						
Florida	12071050601						

AMERICAN OVERSIGHT

State	2012-2016 ACS LIC Tract	Enter "YES" Below to Nominate LIC	2012-2016 Tract Poverty Rate	2012-2016 Tract Median Family Income	2012-2016 State Median Family Income	2012-2016 Core Based Statistical Area (CBSA) Median Family Income	Metro/Non-Metro
Florida	12071050602						
Florida	12071060101						
Florida	12071060102						
Florida	12071060201						
Florida	12071060202						
Florida	12071060203						
Florida	12071060300						
Florida	12071070101						
Florida	12071070102						
Florida	12071070200						
Florida	12071080100						
Florida	12071080202						
Florida	12071080203						
Florida	12071080204						
Florida	12071080300						
Florida	12071090100						
Florida	12071980000						
Florida	12071990000						
Florida	12073000200						
Florida	12073000301						
Florida	12073000302						
Florida	12073000303						
Florida	12073000400						
Florida	12073000500						
Florida	12073000600						
Florida	12073000700						
Florida	12073000800						
Florida	12073000901						
Florida	12073000903						
Florida	12073000904						
Florida	12073000905						
Florida	12073001001						
Florida	12073001002						
Florida	12073001101						
Florida	12073001102						
Florida	12073001200						
Florida	12073001300						
Florida	12073001401						
Florida	12073001402						
Florida	12073001500						
Florida	12073001601						
Florida	12073001602						
Florida	12073001700						
Florida	12073001801						
Florida	12073001802						
Florida	12073001901						
Florida	12073001902						
Florida	12073002003						

AMERICAN OVERSIGHT

State	2012-2016 ACS LIC Tract	Enter "YES" Below to Nominate LIC	2012-2016 Tract Poverty Rate	2012-2016 Tract Median Family Income	2012-2016 State Median Family Income	2012-2016 Core Based Statistical Area (CBSA) Median Family Income	Metro/Non-Metro
Florida	12073002004						
Florida	12073002005						
Florida	12073002006						
Florida	12073002101						
Florida	12073002103						
Florida	12073002104						
Florida	12073002201						
Florida	12073002205						
Florida	12073002206						
Florida	12073002207						
Florida	12073002208						
Florida	12073002302						
Florida	12073002303						
Florida	12073002304						
Florida	12073002403						
Florida	12073002408						
Florida	12073002410						
Florida	12073002411						
Florida	12073002412						
Florida	12073002413						
Florida	12073002414						
Florida	12073002415						
Florida	12073002416						
Florida	12073002417						
Florida	12073002505						
Florida	12073002507						
Florida	12073002508						
Florida	12073002509						
Florida	12073002510						
Florida	12073002511						
Florida	12073002512						
Florida	12073002513						
Florida	12073002603						
Florida	12073002604						
Florida	12073002605						
Florida	12073002606						
Florida	12073002701						
Florida	12073002702						
Florida	12075970101						
Florida	12075970102						
Florida	12075970200						
Florida	12075970301						
Florida	12075970302						
Florida	12075970400						
Florida	12075970500						
Florida	12075970600						
Florida	12075970700						
Florida	12075990000						

AMERICAN OVERSIGHT

State	2012-2016 ACS LIC Tract	Enter "YES" Below to Nominate LIC	2012-2016 Tract Poverty Rate	2012-2016 Tract Median Family Income	2012-2016 State Median Family Income	2012-2016 Core Based Statistical Area (CBSA) Median Family Income	Metro/Non-Metro
Florida	12077950100						
Florida	12077950200						
Florida	12079110100						
Florida	12079110200						
Florida	12079110301						
Florida	12079110302						
Florida	12079110400						
Florida	12081000101						
Florida	12081000103						
Florida	12081000105						
Florida	12081000106						
Florida	12081000201						
Florida	12081000202						
Florida	12081000304						
Florida	12081000305						
Florida	12081000306						
Florida	12081000307						
Florida	12081000308						
Florida	12081000309						
Florida	12081000310						
Florida	12081000403						
Florida	12081000405						
Florida	12081000406						
Florida	12081000407						
Florida	12081000408						
Florida	12081000501						
Florida	12081000503						
Florida	12081000504						
Florida	12081000601						
Florida	12081000603						
Florida	12081000604						
Florida	12081000703						
Florida	12081000704						
Florida	12081000705						
Florida	12081000803						
Florida	12081000804						
Florida	12081000805						
Florida	12081000807						
Florida	12081000808						
Florida	12081000809						
Florida	12081000810						
Florida	12081000901						
Florida	12081000902						
Florida	12081001000						
Florida	12081001104						
Florida	12081001105						
Florida	12081001106						
Florida	12081001107						

AMERICAN OVERSIGHT

State	2012-2016 ACS LIC Tract	Enter "YES" Below to Nominate LIC	2012-2016 Tract Poverty Rate	2012-2016 Tract Median Family Income	2012-2016 State Median Family Income	2012-2016 Core Based Statistical Area (CBSA) Median Family Income	Metro/Non-Metro
Florida	12081001108						
Florida	12081001202						
Florida	12081001203						
Florida	12081001204						
Florida	12081001300						
Florida	12081001402						
Florida	12081001403						
Florida	12081001404						
Florida	12081001501						
Florida	12081001502						
Florida	12081001601						
Florida	12081001602						
Florida	12081001701						
Florida	12081001703						
Florida	12081001704						
Florida	12081001800						
Florida	12081001904						
Florida	12081001907						
Florida	12081001908						
Florida	12081001909						
Florida	12081001910						
Florida	12081001911						
Florida	12081001912						
Florida	12081001913						
Florida	12081001914						
Florida	12081002003						
Florida	12081002005						
Florida	12081002007						
Florida	12081002008						
Florida	12081002010						
Florida	12081002011						
Florida	12081002012						
Florida	12081002013						
Florida	12081002014						
Florida	12081002015						
Florida	12081002016						
Florida	12081002017						
Florida	12081990000						
Florida	12083000100						
Florida	12083000200						
Florida	12083000301						
Florida	12083000302						
Florida	12083000401						
Florida	12083000402						
Florida	12083000501						
Florida	12083000502						
Florida	12083000601						
Florida	12083000602						

AMERICAN OVERSIGHT

State	2012-2016 ACS LIC Tract	Enter "YES" Below to Nominate LIC	2012-2016 Tract Poverty Rate	2012-2016 Tract Median Family Income	2012-2016 State Median Family Income	2012-2016 Core Based Statistical Area (CBSA) Median Family Income	Metro/Non-Metro
Florida	12083000604						
Florida	12083000605						
Florida	12083000701						
Florida	12083000702						
Florida	12083000801						
Florida	12083000802						
Florida	12083000901						
Florida	12083000902						
Florida	12083001003						
Florida	12083001004						
Florida	12083001005						
Florida	12083001006						
Florida	12083001007						
Florida	12083001008						
Florida	12083001102						
Florida	12083001103						
Florida	12083001104						
Florida	12083001204						
Florida	12083001205						
Florida	12083001206						
Florida	12083001207						
Florida	12083001208						
Florida	12083001301						
Florida	12083001302						
Florida	12083001401						
Florida	12083001402						
Florida	12083001500						
Florida	12083001600						
Florida	12083001700						
Florida	12083001800						
Florida	12083001900						
Florida	12083002001						
Florida	12083002002						
Florida	12083002100						
Florida	12083002201						
Florida	12083002202						
Florida	12083002203						
Florida	12083002301						
Florida	12083002302						
Florida	12083002401						
Florida	12083002402						
Florida	12083002502						
Florida	12083002503						
Florida	12083002504						
Florida	12083002601						
Florida	12083002602						
Florida	12083002604						
Florida	12083002605						

AMERICAN OVERSIGHT

State	2012-2016 ACS LIC Tract	Enter "YES" Below to Nominate LIC	2012-2016 Tract Poverty Rate	2012-2016 Tract Median Family Income	2012-2016 State Median Family Income	2012-2016 Core Based Statistical Area (CBSA) Median Family Income	Metro/Non-Metro
Florida	12083002606						
Florida	12083002701						
Florida	12083002702						
Florida	12083980000						
Florida	12083980100						
Florida	12085000100						
Florida	12085000200						
Florida	12085000300						
Florida	12085000400						
Florida	12085000501						
Florida	12085000502						
Florida	12085000603						
Florida	12085000604						
Florida	12085000606						
Florida	12085000607						
Florida	12085000610						
Florida	12085000700						
Florida	12085000800						
Florida	12085000901						
Florida	12085000902						
Florida	12085001000						
Florida	12085001102						
Florida	12085001103						
Florida	12085001104						
Florida	12085001200						
Florida	12085001301						
Florida	12085001302						
Florida	12085001404						
Florida	12085001406						
Florida	12085001407						
Florida	12085001408						
Florida	12085001409						
Florida	12085001410						
Florida	12085001500						
Florida	12085001601						
Florida	12085001602						
Florida	12085001700						
Florida	12085001801						
Florida	12085001802						
Florida	12085990000						
Florida	12085990100						
Florida	12086000107						
Florida	12086000109						
Florida	12086000113						
Florida	12086000115						
Florida	12086000118						
Florida	12086000119						
Florida	12086000120						

AMERICAN OVERSIGHT

State	2012-2016 ACS LIC Tract	Enter "YES" Below to Nominate LIC	2012-2016 Tract Poverty Rate	2012-2016 Tract Median Family Income	2012-2016 State Median Family Income	2012-2016 Core Based Statistical Area (CBSA) Median Family Income	Metro/Non-Metro
Florida	12086000121						
Florida	12086000122						
Florida	12086000123						
Florida	12086000124						
Florida	12086000125						
Florida	12086000126						
Florida	12086000127						
Florida	12086000128						
Florida	12086000129						
Florida	12086000130						
Florida	12086000131						
Florida	12086000132						
Florida	12086000133						
Florida	12086000134						
Florida	12086000140						
Florida	12086000202						
Florida	12086000204						
Florida	12086000206						
Florida	12086000209						
Florida	12086000211						
Florida	12086000212						
Florida	12086000213						
Florida	12086000214						
Florida	12086000215						
Florida	12086000216						
Florida	12086000217						
Florida	12086000218						
Florida	12086000219						
Florida	12086000220						
Florida	12086000301						
Florida	12086000302						
Florida	12086000305						
Florida	12086000306						
Florida	12086000307						
Florida	12086000308						
Florida	12086000402						
Florida	12086000403						
Florida	12086000404						
Florida	12086000405						
Florida	12086000408						
Florida	12086000409						
Florida	12086000410						
Florida	12086000411						
Florida	12086000412						
Florida	12086000413						
Florida	12086000414						
Florida	12086000501						
Florida	12086000503						

AMERICAN OVERSIGHT

State	2012-2016 ACS LIC Tract	Enter "YES" Below to Nominate LIC	2012-2016 Tract Poverty Rate	2012-2016 Tract Median Family Income	2012-2016 State Median Family Income	2012-2016 Core Based Statistical Area (CBSA) Median Family Income	Metro/Non-Metro
Florida	12086000504						
Florida	12086000505						
Florida	12086000601						
Florida	12086000602						
Florida	12086000603						
Florida	12086000604						
Florida	12086000605						
Florida	12086000607						
Florida	12086000608						
Florida	12086000705						
Florida	12086000706						
Florida	12086000707						
Florida	12086000708						
Florida	12086000709						
Florida	12086000710						
Florida	12086000711						
Florida	12086000712						
Florida	12086000804						
Florida	12086000805						
Florida	12086000806						
Florida	12086000807						
Florida	12086000808						
Florida	12086000901						
Florida	12086000902						
Florida	12086000903						
Florida	12086001002						
Florida	12086001003						
Florida	12086001004						
Florida	12086001005						
Florida	12086001006						
Florida	12086001101						
Florida	12086001102						
Florida	12086001103						
Florida	12086001104						
Florida	12086001203						
Florida	12086001204						
Florida	12086001205						
Florida	12086001206						
Florida	12086001301						
Florida	12086001302						
Florida	12086001401						
Florida	12086001402						
Florida	12086001501						
Florida	12086001502						
Florida	12086001602						
Florida	12086001603						
Florida	12086001605						
Florida	12086001606						

AMERICAN OVERSIGHT

State	2012-2016 ACS LIC Tract	Enter "YES" Below to Nominate LIC	2012-2016 Tract Poverty Rate	2012-2016 Tract Median Family Income	2012-2016 State Median Family Income	2012-2016 Core Based Statistical Area (CBSA) Median Family Income	Metro/Non-Metro
Florida	12086001701						
Florida	12086001702						
Florida	12086001703						
Florida	12086001801						
Florida	12086001802						
Florida	12086001803						
Florida	12086001901						
Florida	12086001903						
Florida	12086001904						
Florida	12086002001						
Florida	12086002003						
Florida	12086002004						
Florida	12086002100						
Florida	12086002201						
Florida	12086002202						
Florida	12086002300						
Florida	12086002402						
Florida	12086002403						
Florida	12086002404						
Florida	12086002501						
Florida	12086002502						
Florida	12086002600						
Florida	12086002702						
Florida	12086002703						
Florida	12086002705						
Florida	12086002706						
Florida	12086002800						
Florida	12086002900						
Florida	12086003001						
Florida	12086003003						
Florida	12086003004						
Florida	12086003100						
Florida	12086003400						
Florida	12086003601						
Florida	12086003602						
Florida	12086003702						
Florida	12086003703						
Florida	12086003704						
Florida	12086003705						
Florida	12086003706						
Florida	12086003707						
Florida	12086003801						
Florida	12086003803						
Florida	12086003804						
Florida	12086003906						
Florida	12086003909						
Florida	12086003911						
Florida	12086003912						

AMERICAN OVERSIGHT

State	2012-2016 ACS LIC Tract	Enter "YES" Below to Nominate LIC	2012-2016 Tract Poverty Rate	2012-2016 Tract Median Family Income	2012-2016 State Median Family Income	2012-2016 Core Based Statistical Area (CBSA) Median Family Income	Metro/Non-Metro
Florida	12086003913						
Florida	12086003914						
Florida	12086003915						
Florida	12086003916						
Florida	12086003917						
Florida	12086003918						
Florida	12086003919						
Florida	12086003921						
Florida	12086003922						
Florida	12086004000						
Florida	12086004102						
Florida	12086004103						
Florida	12086004105						
Florida	12086004106						
Florida	12086004203						
Florida	12086004204						
Florida	12086004205						
Florida	12086004206						
Florida	12086004301						
Florida	12086004303						
Florida	12086004304						
Florida	12086004403						
Florida	12086004404						
Florida	12086004405						
Florida	12086004406						
Florida	12086004500						
Florida	12086004602						
Florida	12086004605						
Florida	12086004607						
Florida	12086004608						
Florida	12086004701						
Florida	12086004702						
Florida	12086004703						
Florida	12086004901						
Florida	12086004902						
Florida	12086005001						
Florida	12086005002						
Florida	12086005102						
Florida	12086005103						
Florida	12086005104						
Florida	12086005201						
Florida	12086005202						
Florida	12086005302						
Florida	12086005303						
Florida	12086005304						
Florida	12086005403						
Florida	12086005405						
Florida	12086005406						

AMERICAN OVERSIGHT

State	2012-2016 ACS LIC Tract	Enter "YES" Below to Nominate LIC	2012-2016 Tract Poverty Rate	2012-2016 Tract Median Family Income	2012-2016 State Median Family Income	2012-2016 Core Based Statistical Area (CBSA) Median Family Income	Metro/Non-Metro
Florida	12086005407						
Florida	12086005409						
Florida	12086005410						
Florida	12086005501						
Florida	12086005502						
Florida	12086005600						
Florida	12086005701						
Florida	12086005703						
Florida	12086005704						
Florida	12086005801						
Florida	12086005802						
Florida	12086005901						
Florida	12086005902						
Florida	12086005903						
Florida	12086005904						
Florida	12086006001						
Florida	12086006002						
Florida	12086006101						
Florida	12086006102						
Florida	12086006201						
Florida	12086006203						
Florida	12086006205						
Florida	12086006206						
Florida	12086006301						
Florida	12086006302						
Florida	12086006401						
Florida	12086006402						
Florida	12086006403						
Florida	12086006501						
Florida	12086006503						
Florida	12086006504						
Florida	12086006601						
Florida	12086006602						
Florida	12086006702						
Florida	12086006705						
Florida	12086006706						
Florida	12086006707						
Florida	12086006709						
Florida	12086006711						
Florida	12086006713						
Florida	12086006714						
Florida	12086006801						
Florida	12086006802						
Florida	12086006900						
Florida	12086007001						
Florida	12086007002						
Florida	12086007101						
Florida	12086007103						

AMERICAN OVERSIGHT

State	2012-2016 ACS LIC Tract	Enter "YES" Below to Nominate LIC	2012-2016 Tract Poverty Rate	2012-2016 Tract Median Family Income	2012-2016 State Median Family Income	2012-2016 Core Based Statistical Area (CBSA) Median Family Income	Metro/Non-Metro
Florida	12086007104						
Florida	12086007200						
Florida	12086007300						
Florida	12086007400						
Florida	12086007501						
Florida	12086007503						
Florida	12086007601						
Florida	12086007603						
Florida	12086007604						
Florida	12086007605						
Florida	12086007606						
Florida	12086007701						
Florida	12086007702						
Florida	12086007704						
Florida	12086007705						
Florida	12086007801						
Florida	12086007804						
Florida	12086007805						
Florida	12086007806						
Florida	12086007807						
Florida	12086007901						
Florida	12086007902						
Florida	12086008000						
Florida	12086008101						
Florida	12086008102						
Florida	12086008202						
Florida	12086008205						
Florida	12086008206						
Florida	12086008207						
Florida	12086008208						
Florida	12086008209						
Florida	12086008304						
Florida	12086008305						
Florida	12086008306						
Florida	12086008307						
Florida	12086008308						
Florida	12086008309						
Florida	12086008405						
Florida	12086008407						
Florida	12086008409						
Florida	12086008410						
Florida	12086008412						
Florida	12086008414						
Florida	12086008415						
Florida	12086008416						
Florida	12086008417						
Florida	12086008418						
Florida	12086008419						

AMERICAN OVERSIGHT

State	2012-2016 ACS LIC Tract	Enter "YES" Below to Nominate LIC	2012-2016 Tract Poverty Rate	2012-2016 Tract Median Family Income	2012-2016 State Median Family Income	2012-2016 Core Based Statistical Area (CBSA) Median Family Income	Metro/Non-Metro
Florida	12086008501						
Florida	12086008502						
Florida	12086008601						
Florida	12086008602						
Florida	12086008701						
Florida	12086008702						
Florida	12086008803						
Florida	12086008804						
Florida	12086008805						
Florida	12086008806						
Florida	12086008901						
Florida	12086008902						
Florida	12086008904						
Florida	12086008906						
Florida	12086008907						
Florida	12086009006						
Florida	12086009010						
Florida	12086009014						
Florida	12086009015						
Florida	12086009017						
Florida	12086009019						
Florida	12086009020						
Florida	12086009021						
Florida	12086009022						
Florida	12086009023						
Florida	12086009024						
Florida	12086009026						
Florida	12086009027						
Florida	12086009028						
Florida	12086009029						
Florida	12086009030						
Florida	12086009031						
Florida	12086009034						
Florida	12086009035						
Florida	12086009036						
Florida	12086009038						
Florida	12086009039						
Florida	12086009040						
Florida	12086009043						
Florida	12086009044						
Florida	12086009046						
Florida	12086009047						
Florida	12086009100						
Florida	12086009200						
Florida	12086009305						
Florida	12086009306						
Florida	12086009307						
Florida	12086009308						

AMERICAN OVERSIGHT

State	2012-2016 ACS LIC Tract	Enter "YES" Below to Nominate LIC	2012-2016 Tract Poverty Rate	2012-2016 Tract Median Family Income	2012-2016 State Median Family Income	2012-2016 Core Based Statistical Area (CBSA) Median Family Income	Metro/Non-Metro
Florida	12086009309						
Florida	12086009311						
Florida	12086009312						
Florida	12086009313						
Florida	12086009314						
Florida	12086009315						
Florida	12086009400						
Florida	12086009501						
Florida	12086009503						
Florida	12086009504						
Florida	12086009600						
Florida	12086009703						
Florida	12086009704						
Florida	12086009705						
Florida	12086009706						
Florida	12086009803						
Florida	12086009804						
Florida	12086009806						
Florida	12086009807						
Florida	12086009808						
Florida	12086009901						
Florida	12086009903						
Florida	12086009904						
Florida	12086009905						
Florida	12086009906						
Florida	12086010001						
Florida	12086010005						
Florida	12086010006						
Florida	12086010009						
Florida	12086010010						
Florida	12086010011						
Florida	12086010012						
Florida	12086010013						
Florida	12086010015						
Florida	12086010016						
Florida	12086010193						
Florida	12086010198						
Florida	12086010201						
Florida	12086010204						
Florida	12086010205						
Florida	12086010207						
Florida	12086010208						
Florida	12086010209						
Florida	12086010210						
Florida	12086010300						
Florida	12086010400						
Florida	12086010500						
Florida	12086010604						

AMERICAN OVERSIGHT

State	2012-2016 ACS LIC Tract	Enter "YES" Below to Nominate LIC	2012-2016 Tract Poverty Rate	2012-2016 Tract Median Family Income	2012-2016 State Median Family Income	2012-2016 Core Based Statistical Area (CBSA) Median Family Income	Metro/Non-Metro
Florida	12086010606						
Florida	12086010608						
Florida	12086010609						
Florida	12086010610						
Florida	12086010612						
Florida	12086010613						
Florida	12086010614						
Florida	12086010617						
Florida	12086010703						
Florida	12086010704						
Florida	12086010801						
Florida	12086010802						
Florida	12086010900						
Florida	12086011001						
Florida	12086011003						
Florida	12086011005						
Florida	12086011007						
Florida	12086011008						
Florida	12086011009						
Florida	12086011101						
Florida	12086011102						
Florida	12086011201						
Florida	12086011202						
Florida	12086011300						
Florida	12086011401						
Florida	12086011403						
Florida	12086011404						
Florida	12086011500						
Florida	12086011600						
Florida	12086011700						
Florida	12086011800						
Florida	12086011900						
Florida	12086012000						
Florida	12086012100						
Florida	12086012200						
Florida	12086012300						
Florida	12086012400						
Florida	12086012500						
Florida	12086012600						
Florida	12086012700						
Florida	12086012800						
Florida	12086012900						
Florida	12086013000						
Florida	12086013100						
Florida	12086013200						
Florida	12086013300						
Florida	12086013400						
Florida	12086013500						

AMERICAN OVERSIGHT

State	2012-2016 ACS LIC Tract	Enter "YES" Below to Nominate LIC	2012-2016 Tract Poverty Rate	2012-2016 Tract Median Family Income	2012-2016 State Median Family Income	2012-2016 Core Based Statistical Area (CBSA) Median Family Income	Metro/Non-Metro
Florida	12086013600						
Florida	12086013700						
Florida	12086013800						
Florida	12086013900						
Florida	12086014000						
Florida	12086014100						
Florida	12086014200						
Florida	12086014300						
Florida	12086014400						
Florida	12086014500						
Florida	12086014600						
Florida	12086014700						
Florida	12086014800						
Florida	12086014900						
Florida	12086015000						
Florida	12086015100						
Florida	12086015200						
Florida	12086015300						
Florida	12086015400						
Florida	12086015500						
Florida	12086015600						
Florida	12086015700						
Florida	12086015800						
Florida	12086015900						
Florida	12086016000						
Florida	12086016100						
Florida	12086016200						
Florida	12086016300						
Florida	12086016400						
Florida	12086016500						
Florida	12086016600						
Florida	12086016700						
Florida	12086016800						
Florida	12086016900						
Florida	12086017000						
Florida	12086017100						
Florida	12086017200						
Florida	12086017300						
Florida	12086017400						
Florida	12086017500						
Florida	12086017600						
Florida	12086017700						
Florida	12086017800						
Florida	12086017900						
Florida	12086018000						
Florida	12086018100						
Florida	12086018200						
Florida	12086018300						

AMERICAN OVERSIGHT

State	2012-2016 ACS LIC Tract	Enter "YES" Below to Nominate LIC	2012-2016 Tract Poverty Rate	2012-2016 Tract Median Family Income	2012-2016 State Median Family Income	2012-2016 Core Based Statistical Area (CBSA) Median Family Income	Metro/Non-Metro
Florida	12086018400						
Florida	12086018500						
Florida	12086018600						
Florida	12086018700						
Florida	12086018800						
Florida	12086018900						
Florida	12086019000						
Florida	12086019100						
Florida	12086019200						
Florida	12086019300						
Florida	12086019400						
Florida	12086019500						
Florida	12086019600						
Florida	12086019700						
Florida	12086019800						
Florida	12086019900						
Florida	12086020000						
Florida	12086020100						
Florida	12086020200						
Florida	12086020300						
Florida	12086490100						
Florida	12086980100						
Florida	12086980200						
Florida	12086980300						
Florida	12086980400						
Florida	12086980500						
Florida	12086980600						
Florida	12086980700						
Florida	12086980800						
Florida	12086980900						
Florida	12086981000						
Florida	12086990000						
Florida	12087970200						
Florida	12087970300						
Florida	12087970400						
Florida	12087970500						
Florida	12087970600						
Florida	12087970700						
Florida	12087970800						
Florida	12087970900						
Florida	12087971001						
Florida	12087971002						
Florida	12087971100						
Florida	12087971200						
Florida	12087971300						
Florida	12087971401						
Florida	12087971402						
Florida	12087971501						

AMERICAN OVERSIGHT

State	2012-2016 ACS LIC Tract	Enter "YES" Below to Nominate LIC	2012-2016 Tract Poverty Rate	2012-2016 Tract Median Family Income	2012-2016 State Median Family Income	2012-2016 Core Based Statistical Area (CBSA) Median Family Income	Metro/Non-Metro
Florida	12087971502						
Florida	12087971600						
Florida	12087971700						
Florida	12087971800						
Florida	12087971900						
Florida	12087972000						
Florida	12087972100						
Florida	12087972200						
Florida	12087972300						
Florida	12087972400						
Florida	12087972500						
Florida	12087972600						
Florida	12087980000						
Florida	12087980100						
Florida	12087990000						
Florida	12089050101						
Florida	12089050102						
Florida	12089050201						
Florida	12089050202						
Florida	12089050203						
Florida	12089050301						
Florida	12089050302						
Florida	12089050303						
Florida	12089050400						
Florida	12089050502						
Florida	12089050503						
Florida	12089050504						
Florida	12089990000						
Florida	12091020100						
Florida	12091020200						
Florida	12091020301						
Florida	12091020302						
Florida	12091020400						
Florida	12091020500						
Florida	12091020600						
Florida	12091020700						
Florida	12091020800						
Florida	12091020900						
Florida	12091021001						
Florida	12091021002						
Florida	12091021101						
Florida	12091021102						
Florida	12091021200						
Florida	12091021400						
Florida	12091021501						
Florida	12091021502						
Florida	12091021600						
Florida	12091021700						

AMERICAN OVERSIGHT

State	2012-2016 ACS LIC Tract	Enter "YES" Below to Nominate LIC	2012-2016 Tract Poverty Rate	2012-2016 Tract Median Family Income	2012-2016 State Median Family Income	2012-2016 Core Based Statistical Area (CBSA) Median Family Income	Metro/Non-Metro
Florida	12091021801						
Florida	12091021802						
Florida	12091021900						
Florida	12091022001						
Florida	12091022002						
Florida	12091022100						
Florida	12091022300						
Florida	12091022400						
Florida	12091022500						
Florida	12091022600						
Florida	12091022700						
Florida	12091022800						
Florida	12091022900						
Florida	12091023100						
Florida	12091023200						
Florida	12091023303						
Florida	12091023304						
Florida	12091023305						
Florida	12091023306						
Florida	12091023307						
Florida	12091023308						
Florida	12091990100						
Florida	12091990200						
Florida	12093910101						
Florida	12093910102						
Florida	12093910201						
Florida	12093910202						
Florida	12093910300						
Florida	12093910401						
Florida	12093910402						
Florida	12093910403						
Florida	12093910500						
Florida	12093910601						
Florida	12093910602						
Florida	12093990000						
Florida	12095010200						
Florida	12095010300						
Florida	12095010400						
Florida	12095010500						
Florida	12095010802						
Florida	12095011000						
Florida	12095011100						
Florida	12095011200						
Florida	12095011300						
Florida	12095011600						
Florida	12095011701						
Florida	12095011702						
Florida	12095012000						

AMERICAN OVERSIGHT

State	2012-2016 ACS LIC Tract	Enter "YES" Below to Nominate LIC	2012-2016 Tract Poverty Rate	2012-2016 Tract Median Family Income	2012-2016 State Median Family Income	2012-2016 Core Based Statistical Area (CBSA) Median Family Income	Metro/Non-Metro
Florida	12095012100						
Florida	12095012201						
Florida	12095012202						
Florida	12095012303						
Florida	12095012304						
Florida	12095012305						
Florida	12095012306						
Florida	12095012307						
Florida	12095012401						
Florida	12095012402						
Florida	12095012403						
Florida	12095012500						
Florida	12095012600						
Florida	12095012701						
Florida	12095012800						
Florida	12095012900						
Florida	12095013201						
Florida	12095013202						
Florida	12095013300						
Florida	12095013402						
Florida	12095013403						
Florida	12095013405						
Florida	12095013406						
Florida	12095013503						
Florida	12095013505						
Florida	12095013507						
Florida	12095013508						
Florida	12095013509						
Florida	12095013510						
Florida	12095013511						
Florida	12095013512						
Florida	12095013603						
Florida	12095013604						
Florida	12095013605						
Florida	12095013606						
Florida	12095013607						
Florida	12095013701						
Florida	12095013702						
Florida	12095013801						
Florida	12095013802						
Florida	12095013803						
Florida	12095013900						
Florida	12095014000						
Florida	12095014100						
Florida	12095014200						
Florida	12095014301						
Florida	12095014302						
Florida	12095014400						

AMERICAN OVERSIGHT

State	2012-2016 ACS LIC Tract	Enter "YES" Below to Nominate LIC	2012-2016 Tract Poverty Rate	2012-2016 Tract Median Family Income	2012-2016 State Median Family Income	2012-2016 Core Based Statistical Area (CBSA) Median Family Income	Metro/Non-Metro
Florida	12095014502						
Florida	12095014503						
Florida	12095014504						
Florida	12095014601						
Florida	12095014605						
Florida	12095014606						
Florida	12095014607						
Florida	12095014608						
Florida	12095014609						
Florida	12095014701						
Florida	12095014702						
Florida	12095014703						
Florida	12095014704						
Florida	12095014804						
Florida	12095014805						
Florida	12095014806						
Florida	12095014807						
Florida	12095014808						
Florida	12095014809						
Florida	12095014810						
Florida	12095014811						
Florida	12095014812						
Florida	12095014813						
Florida	12095014904						
Florida	12095014906						
Florida	12095014908						
Florida	12095014909						
Florida	12095015001						
Florida	12095015002						
Florida	12095015003						
Florida	12095015004						
Florida	12095015103						
Florida	12095015104						
Florida	12095015105						
Florida	12095015106						
Florida	12095015201						
Florida	12095015202						
Florida	12095015300						
Florida	12095015402						
Florida	12095015501						
Florida	12095015601						
Florida	12095015602						
Florida	12095015701						
Florida	12095015702						
Florida	12095015801						
Florida	12095015802						
Florida	12095015901						
Florida	12095015902						

AMERICAN OVERSIGHT

State	2012-2016 ACS LIC Tract	Enter "YES" Below to Nominate LIC	2012-2016 Tract Poverty Rate	2012-2016 Tract Median Family Income	2012-2016 State Median Family Income	2012-2016 Core Based Statistical Area (CBSA) Median Family Income	Metro/Non-Metro
Florida	12095016001						
Florida	12095016002						
Florida	12095016100						
Florida	12095016200						
Florida	12095016301						
Florida	12095016302						
Florida	12095016402						
Florida	12095016406						
Florida	12095016407						
Florida	12095016408						
Florida	12095016409						
Florida	12095016410						
Florida	12095016411						
Florida	12095016412						
Florida	12095016503						
Florida	12095016504						
Florida	12095016505						
Florida	12095016507						
Florida	12095016508						
Florida	12095016509						
Florida	12095016510						
Florida	12095016511						
Florida	12095016601						
Florida	12095016602						
Florida	12095016704						
Florida	12095016709						
Florida	12095016710						
Florida	12095016712						
Florida	12095016713						
Florida	12095016714						
Florida	12095016715						
Florida	12095016716						
Florida	12095016717						
Florida	12095016723						
Florida	12095016724						
Florida	12095016727						
Florida	12095016728						
Florida	12095016729						
Florida	12095016730						
Florida	12095016731						
Florida	12095016732						
Florida	12095016733						
Florida	12095016734						
Florida	12095016802						
Florida	12095016803						
Florida	12095016804						
Florida	12095016806						
Florida	12095016807						

AMERICAN OVERSIGHT

State	2012-2016 ACS LIC Tract	Enter "YES" Below to Nominate LIC	2012-2016 Tract Poverty Rate	2012-2016 Tract Median Family Income	2012-2016 State Median Family Income	2012-2016 Core Based Statistical Area (CBSA) Median Family Income	Metro/Non-Metro
Florida	12095016902						
Florida	12095016903						
Florida	12095016904						
Florida	12095016906						
Florida	12095016907						
Florida	12095017001						
Florida	12095017004						
Florida	12095017006						
Florida	12095017008						
Florida	12095017011						
Florida	12095017012						
Florida	12095017013						
Florida	12095017014						
Florida	12095017015						
Florida	12095017016						
Florida	12095017017						
Florida	12095017103						
Florida	12095017104						
Florida	12095017105						
Florida	12095017107						
Florida	12095017108						
Florida	12095017109						
Florida	12095017200						
Florida	12095017300						
Florida	12095017400						
Florida	12095017501						
Florida	12095017503						
Florida	12095017504						
Florida	12095017600						
Florida	12095017701						
Florida	12095017702						
Florida	12095017703						
Florida	12095017802						
Florida	12095017804						
Florida	12095017805						
Florida	12095017806						
Florida	12095017807						
Florida	12095017808						
Florida	12095017901						
Florida	12095017902						
Florida	12095018000						
Florida	12095018100						
Florida	12095018200						
Florida	12095018300						
Florida	12095018400						
Florida	12095018500						
Florida	12095018700						
Florida	12095018800						

AMERICAN OVERSIGHT

State	2012-2016 ACS LIC Tract	Enter "YES" Below to Nominate LIC	2012-2016 Tract Poverty Rate	2012-2016 Tract Median Family Income	2012-2016 State Median Family Income	2012-2016 Core Based Statistical Area (CBSA) Median Family Income	Metro/Non-Metro
Florida	12095018900						
Florida	12095990000						
Florida	12097040801						
Florida	12097040802						
Florida	12097040803						
Florida	12097040804						
Florida	12097040901						
Florida	12097040902						
Florida	12097041001						
Florida	12097041002						
Florida	12097041100						
Florida	12097041300						
Florida	12097041500						
Florida	12097041600						
Florida	12097041700						
Florida	12097041800						
Florida	12097041900						
Florida	12097042000						
Florida	12097042100						
Florida	12097042200						
Florida	12097042300						
Florida	12097042400						
Florida	12097042500						
Florida	12097042601						
Florida	12097042602						
Florida	12097042701						
Florida	12097042702						
Florida	12097042800						
Florida	12097042900						
Florida	12097043100						
Florida	12097043201						
Florida	12097043202						
Florida	12097043203						
Florida	12097043204						
Florida	12097043205						
Florida	12097043206						
Florida	12097043301						
Florida	12097043302						
Florida	12097043400						
Florida	12097043500						
Florida	12097043600						
Florida	12097043700						
Florida	12097043800						
Florida	12099000101						
Florida	12099000102						
Florida	12099000202						
Florida	12099000204						
Florida	12099000205						

AMERICAN OVERSIGHT

State	2012-2016 ACS LIC Tract	Enter "YES" Below to Nominate LIC	2012-2016 Tract Poverty Rate	2012-2016 Tract Median Family Income	2012-2016 State Median Family Income	2012-2016 Core Based Statistical Area (CBSA) Median Family Income	Metro/Non-Metro
Florida	12099000206						
Florida	12099000208						
Florida	12099000209						
Florida	12099000210						
Florida	12099000211						
Florida	12099000213						
Florida	12099000214						
Florida	12099000215						
Florida	12099000301						
Florida	12099000303						
Florida	12099000304						
Florida	12099000405						
Florida	12099000406						
Florida	12099000407						
Florida	12099000408						
Florida	12099000410						
Florida	12099000505						
Florida	12099000507						
Florida	12099000509						
Florida	12099000511						
Florida	12099000600						
Florida	12099000702						
Florida	12099000703						
Florida	12099000802						
Florida	12099000803						
Florida	12099000804						
Florida	12099000902						
Florida	12099000903						
Florida	12099000904						
Florida	12099000905						
Florida	12099001002						
Florida	12099001003						
Florida	12099001004						
Florida	12099001101						
Florida	12099001102						
Florida	12099001200						
Florida	12099001301						
Florida	12099001302						
Florida	12099001402						
Florida	12099001403						
Florida	12099001404						
Florida	12099001500						
Florida	12099001600						
Florida	12099001700						
Florida	12099001801						
Florida	12099001802						
Florida	12099001904						
Florida	12099001907						

AMERICAN OVERSIGHT

State	2012-2016 ACS LIC Tract	Enter "YES" Below to Nominate LIC	2012-2016 Tract Poverty Rate	2012-2016 Tract Median Family Income	2012-2016 State Median Family Income	2012-2016 Core Based Statistical Area (CBSA) Median Family Income	Metro/Non-Metro
Florida	12099001908						
Florida	12099001909						
Florida	12099001910						
Florida	12099001911						
Florida	12099001912						
Florida	12099001913						
Florida	12099001914						
Florida	12099001915						
Florida	12099001916						
Florida	12099001917						
Florida	12099002005						
Florida	12099002006						
Florida	12099002100						
Florida	12099002200						
Florida	12099002300						
Florida	12099002400						
Florida	12099002600						
Florida	12099002700						
Florida	12099002800						
Florida	12099002900						
Florida	12099003000						
Florida	12099003101						
Florida	12099003102						
Florida	12099003201						
Florida	12099003202						
Florida	12099003300						
Florida	12099003400						
Florida	12099003504						
Florida	12099003507						
Florida	12099003509						
Florida	12099003511						
Florida	12099003600						
Florida	12099003700						
Florida	12099003800						
Florida	12099003901						
Florida	12099003902						
Florida	12099004005						
Florida	12099004007						
Florida	12099004008						
Florida	12099004009						
Florida	12099004010						
Florida	12099004011						
Florida	12099004012						
Florida	12099004013						
Florida	12099004101						
Florida	12099004102						
Florida	12099004201						
Florida	12099004202						

AMERICAN OVERSIGHT

State	2012-2016 ACS LIC Tract	Enter "YES" Below to Nominate LIC	2012-2016 Tract Poverty Rate	2012-2016 Tract Median Family Income	2012-2016 State Median Family Income	2012-2016 Core Based Statistical Area (CBSA) Median Family Income	Metro/Non-Metro
Florida	12099004203						
Florida	12099004300						
Florida	12099004401						
Florida	12099004402						
Florida	12099004500						
Florida	12099004601						
Florida	12099004602						
Florida	12099004702						
Florida	12099004704						
Florida	12099004705						
Florida	12099004706						
Florida	12099004809						
Florida	12099004810						
Florida	12099004811						
Florida	12099004812						
Florida	12099004813						
Florida	12099004815						
Florida	12099004816						
Florida	12099004817						
Florida	12099004818						
Florida	12099004819						
Florida	12099004902						
Florida	12099004903						
Florida	12099004904						
Florida	12099005000						
Florida	12099005101						
Florida	12099005102						
Florida	12099005202						
Florida	12099005203						
Florida	12099005204						
Florida	12099005300						
Florida	12099005405						
Florida	12099005407						
Florida	12099005409						
Florida	12099005411						
Florida	12099005501						
Florida	12099005502						
Florida	12099005601						
Florida	12099005602						
Florida	12099005701						
Florida	12099005702						
Florida	12099005807						
Florida	12099005808						
Florida	12099005810						
Florida	12099005811						
Florida	12099005812						
Florida	12099005813						
Florida	12099005814						

AMERICAN OVERSIGHT

State	2012-2016 ACS LIC Tract	Enter "YES" Below to Nominate LIC	2012-2016 Tract Poverty Rate	2012-2016 Tract Median Family Income	2012-2016 State Median Family Income	2012-2016 Core Based Statistical Area (CBSA) Median Family Income	Metro/Non-Metro
Florida	12099005815						
Florida	12099005816						
Florida	12099005817						
Florida	12099005903						
Florida	12099005915						
Florida	12099005916						
Florida	12099005917						
Florida	12099005918						
Florida	12099005921						
Florida	12099005922						
Florida	12099005923						
Florida	12099005926						
Florida	12099005930						
Florida	12099005931						
Florida	12099005933						
Florida	12099005934						
Florida	12099005935						
Florida	12099005936						
Florida	12099005937						
Florida	12099005938						
Florida	12099005939						
Florida	12099005940						
Florida	12099005942						
Florida	12099005943						
Florida	12099005944						
Florida	12099005945						
Florida	12099005946						
Florida	12099005947						
Florida	12099005949						
Florida	12099005950						
Florida	12099005951						
Florida	12099005952						
Florida	12099005953						
Florida	12099005954						
Florida	12099005955						
Florida	12099005956						
Florida	12099006005						
Florida	12099006006						
Florida	12099006007						
Florida	12099006008						
Florida	12099006009						
Florida	12099006010						
Florida	12099006011						
Florida	12099006012						
Florida	12099006100						
Florida	12099006201						
Florida	12099006202						
Florida	12099006203						

AMERICAN OVERSIGHT

State	2012-2016 ACS LIC Tract	Enter "YES" Below to Nominate LIC	2012-2016 Tract Poverty Rate	2012-2016 Tract Median Family Income	2012-2016 State Median Family Income	2012-2016 Core Based Statistical Area (CBSA) Median Family Income	Metro/Non-Metro
Florida	12099006300						
Florida	12099006401						
Florida	12099006402						
Florida	12099006501						
Florida	12099006502						
Florida	12099006602						
Florida	12099006603						
Florida	12099006604						
Florida	12099006605						
Florida	12099006700						
Florida	12099006801						
Florida	12099006802						
Florida	12099006906						
Florida	12099006907						
Florida	12099006908						
Florida	12099006909						
Florida	12099006910						
Florida	12099006911						
Florida	12099006912						
Florida	12099007002						
Florida	12099007005						
Florida	12099007006						
Florida	12099007007						
Florida	12099007008						
Florida	12099007009						
Florida	12099007010						
Florida	12099007011						
Florida	12099007100						
Florida	12099007201						
Florida	12099007202						
Florida	12099007203						
Florida	12099007301						
Florida	12099007302						
Florida	12099007407						
Florida	12099007410						
Florida	12099007412						
Florida	12099007414						
Florida	12099007416						
Florida	12099007418						
Florida	12099007420						
Florida	12099007501						
Florida	12099007504						
Florida	12099007505						
Florida	12099007602						
Florida	12099007603						
Florida	12099007604						
Florida	12099007605						
Florida	12099007607						

AMERICAN OVERSIGHT

State	2012-2016 ACS LIC Tract	Enter "YES" Below to Nominate LIC	2012-2016 Tract Poverty Rate	2012-2016 Tract Median Family Income	2012-2016 State Median Family Income	2012-2016 Core Based Statistical Area (CBSA) Median Family Income	Metro/Non-Metro
Florida	12099007610						
Florida	12099007612						
Florida	12099007613						
Florida	12099007614						
Florida	12099007615						
Florida	12099007616						
Florida	12099007617						
Florida	12099007618						
Florida	12099007705						
Florida	12099007710						
Florida	12099007713						
Florida	12099007716						
Florida	12099007721						
Florida	12099007723						
Florida	12099007724						
Florida	12099007725						
Florida	12099007730						
Florida	12099007731						
Florida	12099007732						
Florida	12099007733						
Florida	12099007734						
Florida	12099007735						
Florida	12099007736						
Florida	12099007738						
Florida	12099007739						
Florida	12099007740						
Florida	12099007741						
Florida	12099007742						
Florida	12099007743						
Florida	12099007744						
Florida	12099007746						
Florida	12099007747						
Florida	12099007748						
Florida	12099007749						
Florida	12099007750						
Florida	12099007751						
Florida	12099007752						
Florida	12099007753						
Florida	12099007754						
Florida	12099007756						
Florida	12099007757						
Florida	12099007758						
Florida	12099007759						
Florida	12099007760						
Florida	12099007762						
Florida	12099007763						
Florida	12099007764						
Florida	12099007765						

AMERICAN OVERSIGHT

State	2012-2016 ACS LIC Tract	Enter "YES" Below to Nominate LIC	2012-2016 Tract Poverty Rate	2012-2016 Tract Median Family Income	2012-2016 State Median Family Income	2012-2016 Core Based Statistical Area (CBSA) Median Family Income	Metro/Non-Metro
Florida	12099007766						
Florida	12099007767						
Florida	12099007805						
Florida	12099007808						
Florida	12099007809						
Florida	12099007812						
Florida	12099007813						
Florida	12099007814						
Florida	12099007817						
Florida	12099007818						
Florida	12099007820						
Florida	12099007821						
Florida	12099007822						
Florida	12099007823						
Florida	12099007828						
Florida	12099007830						
Florida	12099007831						
Florida	12099007832						
Florida	12099007833						
Florida	12099007834						
Florida	12099007835						
Florida	12099007836						
Florida	12099007837						
Florida	12099007838						
Florida	12099007839						
Florida	12099007908						
Florida	12099007909						
Florida	12099007910						
Florida	12099007912						
Florida	12099008001						
Florida	12099008002						
Florida	12099008101						
Florida	12099008102						
Florida	12099008201						
Florida	12099008202						
Florida	12099008203						
Florida	12099008301						
Florida	12099008302						
Florida	12099980000						
Florida	12099980100						
Florida	12099980200						
Florida	12099980400						
Florida	12099980500						
Florida	12099990000						
Florida	12099990100						
Florida	12101030101						
Florida	12101030102						
Florida	12101030202						

AMERICAN OVERSIGHT

State	2012-2016 ACS LIC Tract	Enter "YES" Below to Nominate LIC	2012-2016 Tract Poverty Rate	2012-2016 Tract Median Family Income	2012-2016 State Median Family Income	2012-2016 Core Based Statistical Area (CBSA) Median Family Income	Metro/Non-Metro
Florida	12101030203						
Florida	12101030204						
Florida	12101030205						
Florida	12101030301						
Florida	12101030302						
Florida	12101030303						
Florida	12101030404						
Florida	12101030405						
Florida	12101030406						
Florida	12101030407						
Florida	12101030408						
Florida	12101030409						
Florida	12101030410						
Florida	12101030411						
Florida	12101030412						
Florida	12101030501						
Florida	12101030502						
Florida	12101030601						
Florida	12101030602						
Florida	12101030700						
Florida	12101030800						
Florida	12101030901						
Florida	12101030903						
Florida	12101030904						
Florida	12101030905						
Florida	12101031003						
Florida	12101031005						
Florida	12101031006						
Florida	12101031007						
Florida	12101031008						
Florida	12101031009						
Florida	12101031010						
Florida	12101031011						
Florida	12101031012						
Florida	12101031013						
Florida	12101031014						
Florida	12101031101						
Florida	12101031102						
Florida	12101031203						
Florida	12101031204						
Florida	12101031205						
Florida	12101031206						
Florida	12101031207						
Florida	12101031208						
Florida	12101031301						
Florida	12101031302						
Florida	12101031401						
Florida	12101031404						

AMERICAN OVERSIGHT

State	2012-2016 ACS LIC Tract	Enter "YES" Below to Nominate LIC	2012-2016 Tract Poverty Rate	2012-2016 Tract Median Family Income	2012-2016 State Median Family Income	2012-2016 Core Based Statistical Area (CBSA) Median Family Income	Metro/Non-Metro
Florida	12101031405						
Florida	12101031406						
Florida	12101031407						
Florida	12101031408						
Florida	12101031409						
Florida	12101031503						
Florida	12101031504						
Florida	12101031505						
Florida	12101031506						
Florida	12101031507						
Florida	12101031508						
Florida	12101031601						
Florida	12101031602						
Florida	12101031603						
Florida	12101031604						
Florida	12101031605						
Florida	12101031701						
Florida	12101031703						
Florida	12101031704						
Florida	12101031705						
Florida	12101031706						
Florida	12101031707						
Florida	12101031708						
Florida	12101031804						
Florida	12101031805						
Florida	12101031806						
Florida	12101031807						
Florida	12101031808						
Florida	12101031809						
Florida	12101031901						
Florida	12101031902						
Florida	12101031903						
Florida	12101032001						
Florida	12101032005						
Florida	12101032006						
Florida	12101032007						
Florida	12101032008						
Florida	12101032009						
Florida	12101032010						
Florida	12101032011						
Florida	12101032012						
Florida	12101032013						
Florida	12101032014						
Florida	12101032103						
Florida	12101032104						
Florida	12101032105						
Florida	12101032106						
Florida	12101032107						

AMERICAN OVERSIGHT

State	2012-2016 ACS LIC Tract	Enter "YES" Below to Nominate LIC	2012-2016 Tract Poverty Rate	2012-2016 Tract Median Family Income	2012-2016 State Median Family Income	2012-2016 Core Based Statistical Area (CBSA) Median Family Income	Metro/Non-Metro
Florida	12101032108						
Florida	12101032109						
Florida	12101032110						
Florida	12101032111						
Florida	12101032112						
Florida	12101032113						
Florida	12101032200						
Florida	12101032300						
Florida	12101032401						
Florida	12101032402						
Florida	12101032500						
Florida	12101032601						
Florida	12101032602						
Florida	12101032700						
Florida	12101032801						
Florida	12101032802						
Florida	12101032803						
Florida	12101032804						
Florida	12101032901						
Florida	12101032902						
Florida	12101032903						
Florida	12101032904						
Florida	12101033005						
Florida	12101033006						
Florida	12101033007						
Florida	12101033008						
Florida	12101033009						
Florida	12101033010						
Florida	12101033011						
Florida	12101033012						
Florida	12101033013						
Florida	12101033014						
Florida	12101033101						
Florida	12101033102						
Florida	12101990000						
Florida	12103020101						
Florida	12103020105						
Florida	12103020106						
Florida	12103020107						
Florida	12103020108						
Florida	12103020201						
Florida	12103020202						
Florida	12103020206						
Florida	12103020207						
Florida	12103020208						
Florida	12103020209						
Florida	12103020301						
Florida	12103020302						

AMERICAN OVERSIGHT

State	2012-2016 ACS LIC Tract	Enter "YES" Below to Nominate LIC	2012-2016 Tract Poverty Rate	2012-2016 Tract Median Family Income	2012-2016 State Median Family Income	2012-2016 Core Based Statistical Area (CBSA) Median Family Income	Metro/Non-Metro
Florida	12103020400						
Florida	12103020500						
Florida	12103020600						
Florida	12103020700						
Florida	12103020800						
Florida	12103021200						
Florida	12103021500						
Florida	12103021600						
Florida	12103021800						
Florida	12103021900						
Florida	12103022000						
Florida	12103022100						
Florida	12103022200						
Florida	12103022301						
Florida	12103022302						
Florida	12103022401						
Florida	12103022402						
Florida	12103022501						
Florida	12103022502						
Florida	12103022503						
Florida	12103022601						
Florida	12103022602						
Florida	12103022700						
Florida	12103022801						
Florida	12103022802						
Florida	12103022901						
Florida	12103022902						
Florida	12103023000						
Florida	12103023100						
Florida	12103023200						
Florida	12103023300						
Florida	12103023400						
Florida	12103023500						
Florida	12103023600						
Florida	12103023700						
Florida	12103023800						
Florida	12103023900						
Florida	12103024001						
Florida	12103024002						
Florida	12103024004						
Florida	12103024005						
Florida	12103024100						
Florida	12103024200						
Florida	12103024301						
Florida	12103024302						
Florida	12103024403						
Florida	12103024406						
Florida	12103024408						

AMERICAN OVERSIGHT

State	2012-2016 ACS LIC Tract	Enter "YES" Below to Nominate LIC	2012-2016 Tract Poverty Rate	2012-2016 Tract Median Family Income	2012-2016 State Median Family Income	2012-2016 Core Based Statistical Area (CBSA) Median Family Income	Metro/Non-Metro
Florida	12103024409						
Florida	12103024410						
Florida	12103024411						
Florida	12103024412						
Florida	12103024413						
Florida	12103024505						
Florida	12103024507						
Florida	12103024508						
Florida	12103024509						
Florida	12103024510						
Florida	12103024511						
Florida	12103024512						
Florida	12103024513						
Florida	12103024514						
Florida	12103024601						
Florida	12103024602						
Florida	12103024701						
Florida	12103024702						
Florida	12103024703						
Florida	12103024801						
Florida	12103024803						
Florida	12103024804						
Florida	12103024805						
Florida	12103024901						
Florida	12103024902						
Florida	12103024904						
Florida	12103024905						
Florida	12103024906						
Florida	12103025004						
Florida	12103025007						
Florida	12103025009						
Florida	12103025010						
Florida	12103025011						
Florida	12103025012						
Florida	12103025013						
Florida	12103025014						
Florida	12103025015						
Florida	12103025016						
Florida	12103025017						
Florida	12103025018						
Florida	12103025019						
Florida	12103025106						
Florida	12103025107						
Florida	12103025108						
Florida	12103025109						
Florida	12103025110						
Florida	12103025111						
Florida	12103025112						

AMERICAN OVERSIGHT

State	2012-2016 ACS LIC Tract	Enter "YES" Below to Nominate LIC	2012-2016 Tract Poverty Rate	2012-2016 Tract Median Family Income	2012-2016 State Median Family Income	2012-2016 Core Based Statistical Area (CBSA) Median Family Income	Metro/Non-Metro
Florida	12103025113						
Florida	12103025114						
Florida	12103025115						
Florida	12103025116						
Florida	12103025119						
Florida	12103025120						
Florida	12103025121						
Florida	12103025122						
Florida	12103025123						
Florida	12103025203						
Florida	12103025204						
Florida	12103025205						
Florida	12103025207						
Florida	12103025208						
Florida	12103025209						
Florida	12103025303						
Florida	12103025304						
Florida	12103025305						
Florida	12103025306						
Florida	12103025307						
Florida	12103025308						
Florida	12103025401						
Florida	12103025405						
Florida	12103025407						
Florida	12103025408						
Florida	12103025411						
Florida	12103025412						
Florida	12103025413						
Florida	12103025414						
Florida	12103025415						
Florida	12103025416						
Florida	12103025417						
Florida	12103025501						
Florida	12103025503						
Florida	12103025505						
Florida	12103025506						
Florida	12103025602						
Florida	12103025603						
Florida	12103025604						
Florida	12103025700						
Florida	12103025800						
Florida	12103025900						
Florida	12103026001						
Florida	12103026002						
Florida	12103026101						
Florida	12103026102						
Florida	12103026200						
Florida	12103026300						

AMERICAN OVERSIGHT

State	2012-2016 ACS LIC Tract	Enter "YES" Below to Nominate LIC	2012-2016 Tract Poverty Rate	2012-2016 Tract Median Family Income	2012-2016 State Median Family Income	2012-2016 Core Based Statistical Area (CBSA) Median Family Income	Metro/Non-Metro
Florida	12103026400						
Florida	12103026500						
Florida	12103026601						
Florida	12103026602						
Florida	12103026701						
Florida	12103026702						
Florida	12103026703						
Florida	12103026804						
Florida	12103026809						
Florida	12103026811						
Florida	12103026812						
Florida	12103026813						
Florida	12103026814						
Florida	12103026815						
Florida	12103026816						
Florida	12103026817						
Florida	12103026818						
Florida	12103026819						
Florida	12103026820						
Florida	12103026821						
Florida	12103026904						
Florida	12103026907						
Florida	12103026908						
Florida	12103026909						
Florida	12103026910						
Florida	12103026911						
Florida	12103026912						
Florida	12103026913						
Florida	12103027000						
Florida	12103027101						
Florida	12103027105						
Florida	12103027106						
Florida	12103027202						
Florida	12103027204						
Florida	12103027205						
Florida	12103027206						
Florida	12103027207						
Florida	12103027208						
Florida	12103027209						
Florida	12103027210						
Florida	12103027308						
Florida	12103027309						
Florida	12103027310						
Florida	12103027314						
Florida	12103027315						
Florida	12103027316						
Florida	12103027317						
Florida	12103027318						

AMERICAN OVERSIGHT

State	2012-2016 ACS LIC Tract	Enter "YES" Below to Nominate LIC	2012-2016 Tract Poverty Rate	2012-2016 Tract Median Family Income	2012-2016 State Median Family Income	2012-2016 Core Based Statistical Area (CBSA) Median Family Income	Metro/Non-Metro
Florida	12103027319						
Florida	12103027320						
Florida	12103027321						
Florida	12103027322						
Florida	12103027323						
Florida	12103027324						
Florida	12103027325						
Florida	12103027326						
Florida	12103027327						
Florida	12103027401						
Florida	12103027402						
Florida	12103027403						
Florida	12103027501						
Florida	12103027502						
Florida	12103027603						
Florida	12103027604						
Florida	12103027605						
Florida	12103027606						
Florida	12103027701						
Florida	12103027703						
Florida	12103027704						
Florida	12103027801						
Florida	12103027802						
Florida	12103027901						
Florida	12103027903						
Florida	12103027904						
Florida	12103028002						
Florida	12103028003						
Florida	12103028004						
Florida	12103028102						
Florida	12103028103						
Florida	12103028104						
Florida	12103028200						
Florida	12103028300						
Florida	12103028401						
Florida	12103028402						
Florida	12103028500						
Florida	12103028600						
Florida	12103028700						
Florida	12103990000						
Florida	12103990100						
Florida	12105010300						
Florida	12105010401						
Florida	12105010402						
Florida	12105010501						
Florida	12105010502						
Florida	12105010601						
Florida	12105010603						

AMERICAN OVERSIGHT

State	2012-2016 ACS LIC Tract	Enter "YES" Below to Nominate LIC	2012-2016 Tract Poverty Rate	2012-2016 Tract Median Family Income	2012-2016 State Median Family Income	2012-2016 Core Based Statistical Area (CBSA) Median Family Income	Metro/Non-Metro
Florida	12105010604						
Florida	12105010701						
Florida	12105010702						
Florida	12105010800						
Florida	12105010900						
Florida	12105011000						
Florida	12105011100						
Florida	12105011202						
Florida	12105011203						
Florida	12105011204						
Florida	12105011300						
Florida	12105011400						
Florida	12105011501						
Florida	12105011502						
Florida	12105011603						
Florida	12105011604						
Florida	12105011605						
Florida	12105011606						
Florida	12105011704						
Florida	12105011721						
Florida	12105011722						
Florida	12105011731						
Florida	12105011732						
Florida	12105011821						
Florida	12105011822						
Florida	12105011832						
Florida	12105011833						
Florida	12105011834						
Florida	12105011835						
Florida	12105011836						
Florida	12105011901						
Florida	12105011902						
Florida	12105011908						
Florida	12105011909						
Florida	12105011910						
Florida	12105011911						
Florida	12105011912						
Florida	12105011913						
Florida	12105012001						
Florida	12105012002						
Florida	12105012003						
Florida	12105012004						
Florida	12105012111						
Florida	12105012113						
Florida	12105012124						
Florida	12105012125						
Florida	12105012126						
Florida	12105012127						

AMERICAN OVERSIGHT

State	2012-2016 ACS LIC Tract	Enter "YES" Below to Nominate LIC	2012-2016 Tract Poverty Rate	2012-2016 Tract Median Family Income	2012-2016 State Median Family Income	2012-2016 Core Based Statistical Area (CBSA) Median Family Income	Metro/Non-Metro
Florida	12105012128						
Florida	12105012129						
Florida	12105012203						
Florida	12105012204						
Florida	12105012205						
Florida	12105012206						
Florida	12105012303						
Florida	12105012304						
Florida	12105012305						
Florida	12105012306						
Florida	12105012307						
Florida	12105012309						
Florida	12105012403						
Florida	12105012404						
Florida	12105012405						
Florida	12105012406						
Florida	12105012407						
Florida	12105012408						
Florida	12105012409						
Florida	12105012410						
Florida	12105012411						
Florida	12105012502						
Florida	12105012503						
Florida	12105012504						
Florida	12105012506						
Florida	12105012507						
Florida	12105012601						
Florida	12105012602						
Florida	12105012700						
Florida	12105012802						
Florida	12105012803						
Florida	12105012804						
Florida	12105012900						
Florida	12105013001						
Florida	12105013002						
Florida	12105013101						
Florida	12105013102						
Florida	12105013103						
Florida	12105013200						
Florida	12105013300						
Florida	12105013400						
Florida	12105013500						
Florida	12105013600						
Florida	12105013701						
Florida	12105013702						
Florida	12105013801						
Florida	12105013802						
Florida	12105013901						

AMERICAN OVERSIGHT

State	2012-2016 ACS LIC Tract	Enter "YES" Below to Nominate LIC	2012-2016 Tract Poverty Rate	2012-2016 Tract Median Family Income	2012-2016 State Median Family Income	2012-2016 Core Based Statistical Area (CBSA) Median Family Income	Metro/Non-Metro
Florida	12105013902						
Florida	12105014001						
Florida	12105014003						
Florida	12105014005						
Florida	12105014006						
Florida	12105014103						
Florida	12105014104						
Florida	12105014105						
Florida	12105014121						
Florida	12105014123						
Florida	12105014124						
Florida	12105014125						
Florida	12105014201						
Florida	12105014202						
Florida	12105014203						
Florida	12105014301						
Florida	12105014302						
Florida	12105014400						
Florida	12105014501						
Florida	12105014502						
Florida	12105014600						
Florida	12105014701						
Florida	12105014702						
Florida	12105014802						
Florida	12105014803						
Florida	12105014804						
Florida	12105014901						
Florida	12105014902						
Florida	12105015000						
Florida	12105015101						
Florida	12105015102						
Florida	12105015200						
Florida	12105015301						
Florida	12105015302						
Florida	12105015401						
Florida	12105015402						
Florida	12105015404						
Florida	12105015405						
Florida	12105015500						
Florida	12105015600						
Florida	12105015701						
Florida	12105015702						
Florida	12105015801						
Florida	12105015802						
Florida	12105015900						
Florida	12105016001						
Florida	12105016002						
Florida	12105016003						

AMERICAN OVERSIGHT

State	2012-2016 ACS LIC Tract	Enter "YES" Below to Nominate LIC	2012-2016 Tract Poverty Rate	2012-2016 Tract Median Family Income	2012-2016 State Median Family Income	2012-2016 Core Based Statistical Area (CBSA) Median Family Income	Metro/Non-Metro
Florida	12105016100						
Florida	12105016400						
Florida	12105980000						
Florida	12107950100						
Florida	12107950201						
Florida	12107950202						
Florida	12107950300						
Florida	12107950400						
Florida	12107950500						
Florida	12107950600						
Florida	12107950700						
Florida	12107950800						
Florida	12107950900						
Florida	12107951000						
Florida	12107951100						
Florida	12107951200						
Florida	12107951300						
Florida	12107951401						
Florida	12107951402						
Florida	12107980000						
Florida	12109020200						
Florida	12109020300						
Florida	12109020400						
Florida	12109020500						
Florida	12109020601						
Florida	12109020602						
Florida	12109020704						
Florida	12109020705						
Florida	12109020706						
Florida	12109020707						
Florida	12109020708						
Florida	12109020710						
Florida	12109020711						
Florida	12109020801						
Florida	12109020802						
Florida	12109020803						
Florida	12109020804						
Florida	12109020805						
Florida	12109020806						
Florida	12109020807						
Florida	12109020901						
Florida	12109020902						
Florida	12109021002						
Florida	12109021003						
Florida	12109021004						
Florida	12109021101						
Florida	12109021102						
Florida	12109021103						

AMERICAN OVERSIGHT

State	2012-2016 ACS LIC Tract	Enter "YES" Below to Nominate LIC	2012-2016 Tract Poverty Rate	2012-2016 Tract Median Family Income	2012-2016 State Median Family Income	2012-2016 Core Based Statistical Area (CBSA) Median Family Income	Metro/Non-Metro
Florida	12109021203						
Florida	12109021204						
Florida	12109021205						
Florida	12109021206						
Florida	12109021301						
Florida	12109021302						
Florida	12109021403						
Florida	12109021404						
Florida	12109021405						
Florida	12109021406						
Florida	12109021407						
Florida	12109990100						
Florida	12109990200						
Florida	12111380100						
Florida	12111380200						
Florida	12111380300						
Florida	12111380400						
Florida	12111380500						
Florida	12111380600						
Florida	12111380700						
Florida	12111380800						
Florida	12111380901						
Florida	12111380902						
Florida	12111381000						
Florida	12111381101						
Florida	12111381102						
Florida	12111381204						
Florida	12111381300						
Florida	12111381401						
Florida	12111381402						
Florida	12111381502						
Florida	12111381503						
Florida	12111381601						
Florida	12111381602						
Florida	12111381603						
Florida	12111381701						
Florida	12111381702						
Florida	12111381802						
Florida	12111381803						
Florida	12111381804						
Florida	12111381900						
Florida	12111382002						
Florida	12111382003						
Florida	12111382006						
Florida	12111382007						
Florida	12111382008						
Florida	12111382009						
Florida	12111382010						

AMERICAN OVERSIGHT

State	2012-2016 ACS LIC Tract	Enter "YES" Below to Nominate LIC	2012-2016 Tract Poverty Rate	2012-2016 Tract Median Family Income	2012-2016 State Median Family Income	2012-2016 Core Based Statistical Area (CBSA) Median Family Income	Metro/Non-Metro
Florida	12111382106						
Florida	12111382108						
Florida	12111382109						
Florida	12111382110						
Florida	12111382111						
Florida	12111382112						
Florida	12111382113						
Florida	12111382200						
Florida	12111980000						
Florida	12111990000						
Florida	12113010100						
Florida	12113010200						
Florida	12113010300						
Florida	12113010400						
Florida	12113010502						
Florida	12113010503						
Florida	12113010504						
Florida	12113010600						
Florida	12113010702						
Florida	12113010704						
Florida	12113010705						
Florida	12113010706						
Florida	12113010707						
Florida	12113010708						
Florida	12113010802						
Florida	12113010808						
Florida	12113010809						
Florida	12113010811						
Florida	12113010812						
Florida	12113010813						
Florida	12113010814						
Florida	12113010815						
Florida	12113010817						
Florida	12113010819						
Florida	12113010900						
Florida	12113990000						
Florida	12115000101						
Florida	12115000102						
Florida	12115000200						
Florida	12115000300						
Florida	12115000401						
Florida	12115000404						
Florida	12115000405						
Florida	12115000406						
Florida	12115000407						
Florida	12115000501						
Florida	12115000502						
Florida	12115000503						

AMERICAN OVERSIGHT

State	2012-2016 ACS LIC Tract	Enter "YES" Below to Nominate LIC	2012-2016 Tract Poverty Rate	2012-2016 Tract Median Family Income	2012-2016 State Median Family Income	2012-2016 Core Based Statistical Area (CBSA) Median Family Income	Metro/Non-Metro
Florida	12115000601						
Florida	12115000602						
Florida	12115000700						
Florida	12115000801						
Florida	12115000802						
Florida	12115000900						
Florida	12115001000						
Florida	12115001101						
Florida	12115001102						
Florida	12115001201						
Florida	12115001202						
Florida	12115001203						
Florida	12115001204						
Florida	12115001301						
Florida	12115001302						
Florida	12115001303						
Florida	12115001304						
Florida	12115001401						
Florida	12115001402						
Florida	12115001403						
Florida	12115001503						
Florida	12115001504						
Florida	12115001505						
Florida	12115001506						
Florida	12115001507						
Florida	12115001601						
Florida	12115001602						
Florida	12115001702						
Florida	12115001703						
Florida	12115001704						
Florida	12115001801						
Florida	12115001803						
Florida	12115001804						
Florida	12115001805						
Florida	12115001903						
Florida	12115001904						
Florida	12115001905						
Florida	12115001907						
Florida	12115001908						
Florida	12115002003						
Florida	12115002004						
Florida	12115002005						
Florida	12115002007						
Florida	12115002008						
Florida	12115002009						
Florida	12115002010						
Florida	12115002100						
Florida	12115002201						

AMERICAN OVERSIGHT

State	2012-2016 ACS LIC Tract	Enter "YES" Below to Nominate LIC	2012-2016 Tract Poverty Rate	2012-2016 Tract Median Family Income	2012-2016 State Median Family Income	2012-2016 Core Based Statistical Area (CBSA) Median Family Income	Metro/Non-Metro
Florida	12115002202						
Florida	12115002203						
Florida	12115002302						
Florida	12115002303						
Florida	12115002304						
Florida	12115002305						
Florida	12115002401						
Florida	12115002402						
Florida	12115002504						
Florida	12115002505						
Florida	12115002507						
Florida	12115002508						
Florida	12115002509						
Florida	12115002510						
Florida	12115002511						
Florida	12115002601						
Florida	12115002602						
Florida	12115002603						
Florida	12115002604						
Florida	12115002605						
Florida	12115002710						
Florida	12115002711						
Florida	12115002712						
Florida	12115002713						
Florida	12115002714						
Florida	12115002715						
Florida	12115002716						
Florida	12115002718						
Florida	12115002719						
Florida	12115002720						
Florida	12115002721						
Florida	12115002722						
Florida	12115002723						
Florida	12115002724						
Florida	12115990000						
Florida	12117020101						
Florida	12117020102						
Florida	12117020201						
Florida	12117020202						
Florida	12117020301						
Florida	12117020302						
Florida	12117020401						
Florida	12117020402						
Florida	12117020500						
Florida	12117020600						
Florida	12117020701						
Florida	12117020703						
Florida	12117020704						

AMERICAN OVERSIGHT

State	2012-2016 ACS LIC Tract	Enter "YES" Below to Nominate LIC	2012-2016 Tract Poverty Rate	2012-2016 Tract Median Family Income	2012-2016 State Median Family Income	2012-2016 Core Based Statistical Area (CBSA) Median Family Income	Metro/Non-Metro
Florida	12117020705						
Florida	12117020803						
Florida	12117020805						
Florida	12117020806						
Florida	12117020807						
Florida	12117020808						
Florida	12117020810						
Florida	12117020811						
Florida	12117020812						
Florida	12117020901						
Florida	12117020902						
Florida	12117020903						
Florida	12117021000						
Florida	12117021100						
Florida	12117021201						
Florida	12117021203						
Florida	12117021204						
Florida	12117021306						
Florida	12117021307						
Florida	12117021311						
Florida	12117021312						
Florida	12117021313						
Florida	12117021314						
Florida	12117021315						
Florida	12117021316						
Florida	12117021317						
Florida	12117021318						
Florida	12117021319						
Florida	12117021320						
Florida	12117021321						
Florida	12117021401						
Florida	12117021403						
Florida	12117021404						
Florida	12117021502						
Florida	12117021503						
Florida	12117021504						
Florida	12117021505						
Florida	12117021506						
Florida	12117021604						
Florida	12117021606						
Florida	12117021608						
Florida	12117021609						
Florida	12117021611						
Florida	12117021612						
Florida	12117021613						
Florida	12117021614						
Florida	12117021615						
Florida	12117021616						

AMERICAN OVERSIGHT

State	2012-2016 ACS LIC Tract	Enter "YES" Below to Nominate LIC	2012-2016 Tract Poverty Rate	2012-2016 Tract Median Family Income	2012-2016 State Median Family Income	2012-2016 Core Based Statistical Area (CBSA) Median Family Income	Metro/Non-Metro
Florida	12117021704						
Florida	12117021705						
Florida	12117021706						
Florida	12117021707						
Florida	12117021708						
Florida	12117021802						
Florida	12117021803						
Florida	12117021805						
Florida	12117021806						
Florida	12117021901						
Florida	12117021902						
Florida	12117022001						
Florida	12117022002						
Florida	12117022004						
Florida	12117022005						
Florida	12117022101						
Florida	12117022104						
Florida	12117022105						
Florida	12117022106						
Florida	12117022201						
Florida	12117022205						
Florida	12117022206						
Florida	12117022207						
Florida	12117022208						
Florida	12117022209						
Florida	12119910100						
Florida	12119910300						
Florida	12119910401						
Florida	12119910402						
Florida	12119910500						
Florida	12119910601						
Florida	12119910602						
Florida	12119910700						
Florida	12119910800						
Florida	12119910900						
Florida	12119911000						
Florida	12119911200						
Florida	12119911301						
Florida	12119911302						
Florida	12119911400						
Florida	12119911500						
Florida	12119911701						
Florida	12119911702						
Florida	12119980000						
Florida	12121970100						
Florida	12121970200						
Florida	12121970301						
Florida	12121970302						

AMERICAN OVERSIGHT

State	2012-2016 ACS LIC Tract	Enter "YES" Below to Nominate LIC	2012-2016 Tract Poverty Rate	2012-2016 Tract Median Family Income	2012-2016 State Median Family Income	2012-2016 Core Based Statistical Area (CBSA) Median Family Income	Metro/Non-Metro
Florida	12121970400						
Florida	12121970500						
Florida	12121970600						
Florida	12123950100						
Florida	12123950200						
Florida	12123950300						
Florida	12123950400						
Florida	12123990000						
Florida	12125960100						
Florida	12125960200						
Florida	12125960300						
Florida	12127080100						
Florida	12127080201						
Florida	12127080202						
Florida	12127080300						
Florida	12127080400						
Florida	12127080500						
Florida	12127080600						
Florida	12127080700						
Florida	12127080803						
Florida	12127080804						
Florida	12127080805						
Florida	12127080806						
Florida	12127080807						
Florida	12127080901						
Florida	12127080902						
Florida	12127081000						
Florida	12127081101						
Florida	12127081102						
Florida	12127081200						
Florida	12127081300						
Florida	12127081500						
Florida	12127081600						
Florida	12127081700						
Florida	12127081800						
Florida	12127081900						
Florida	12127082000						
Florida	12127082100						
Florida	12127082201						
Florida	12127082202						
Florida	12127082301						
Florida	12127082401						
Florida	12127082404						
Florida	12127082405						
Florida	12127082406						
Florida	12127082410						
Florida	12127082411						
Florida	12127082412						

AMERICAN OVERSIGHT

State	2012-2016 ACS LIC Tract	Enter "YES" Below to Nominate LIC	2012-2016 Tract Poverty Rate	2012-2016 Tract Median Family Income	2012-2016 State Median Family Income	2012-2016 Core Based Statistical Area (CBSA) Median Family Income	Metro/Non-Metro
Florida	12127082413						
Florida	12127082414						
Florida	12127082415						
Florida	12127082503						
Florida	12127082506						
Florida	12127082507						
Florida	12127082508						
Florida	12127082509						
Florida	12127082510						
Florida	12127082511						
Florida	12127082604						
Florida	12127082605						
Florida	12127082606						
Florida	12127082607						
Florida	12127082701						
Florida	12127082703						
Florida	12127082704						
Florida	12127082705						
Florida	12127082801						
Florida	12127082802						
Florida	12127082902						
Florida	12127082903						
Florida	12127082904						
Florida	12127083003						
Florida	12127083005						
Florida	12127083006						
Florida	12127083007						
Florida	12127083008						
Florida	12127083009						
Florida	12127083203						
Florida	12127083205						
Florida	12127083206						
Florida	12127083207						
Florida	12127083208						
Florida	12127083209						
Florida	12127090101						
Florida	12127090102						
Florida	12127090202						
Florida	12127090203						
Florida	12127090204						
Florida	12127090303						
Florida	12127090304						
Florida	12127090305						
Florida	12127090306						
Florida	12127090307						
Florida	12127090400						
Florida	12127090500						
Florida	12127090600						

AMERICAN OVERSIGHT

State	2012-2016 ACS LIC Tract	Enter "YES" Below to Nominate LIC	2012-2016 Tract Poverty Rate	2012-2016 Tract Median Family Income	2012-2016 State Median Family Income	2012-2016 Core Based Statistical Area (CBSA) Median Family Income	Metro/Non-Metro
Florida	12127090701						
Florida	12127090702						
Florida	12127090803						
Florida	12127090804						
Florida	12127090805						
Florida	12127090806						
Florida	12127090902						
Florida	12127090903						
Florida	12127090904						
Florida	12127091001						
Florida	12127091005						
Florida	12127091013						
Florida	12127091015						
Florida	12127091016						
Florida	12127091017						
Florida	12127091018						
Florida	12127091019						
Florida	12127091020						
Florida	12127091021						
Florida	12127091022						
Florida	12127091023						
Florida	12127091024						
Florida	12127091025						
Florida	12127091026						
Florida	12127091027						
Florida	12127091028						
Florida	12127091029						
Florida	12127092500						
Florida	12127990000						
Florida	12129010100						
Florida	12129010201						
Florida	12129010202						
Florida	12129010203						
Florida	12129990000						
Florida	12131950101						
Florida	12131950102						
Florida	12131950200						
Florida	12131950301						
Florida	12131950302						
Florida	12131950400						
Florida	12131950501						
Florida	12131950502						
Florida	12131950601						
Florida	12131950602						
Florida	12131950603						
Florida	12131990000						
Florida	12133970102						
Florida	12133970103						

AMERICAN OVERSIGHT

State	2012-2016 ACS LIC Tract	Enter "YES" Below to Nominate LIC	2012-2016 Tract Poverty Rate	2012-2016 Tract Median Family Income	2012-2016 State Median Family Income	2012-2016 Core Based Statistical Area (CBSA) Median Family Income	Metro/Non-Metro
Florida	12133970104						
Florida	12133970200						
Florida	12133970301						
Florida	12133970302						
Florida	12133970303						
Georgia	13001950100						
Georgia	13001950200						
Georgia	13001950300						
Georgia	13001950400						
Georgia	13001950500						
Georgia	13003960100						
Georgia	13003960200						
Georgia	13003960300						
Georgia	13005970100						
Georgia	13005970201						
Georgia	13005970202						
Georgia	13007960100						
Georgia	13007960200						
Georgia	13009970100						
Georgia	13009970200						
Georgia	13009970300						
Georgia	13009970400						
Georgia	13009970500						
Georgia	13009970600						
Georgia	13009970701						
Georgia	13009970702						
Georgia	13009970800						
Georgia	13011970100						
Georgia	13011970200						
Georgia	13011970300						
Georgia	13011970400						
Georgia	13013180103						
Georgia	13013180104						
Georgia	13013180105						
Georgia	13013180106						
Georgia	13013180107						
Georgia	13013180108						
Georgia	13013180203						
Georgia	13013180204						
Georgia	13013180205						
Georgia	13013180206						
Georgia	13013180301						
Georgia	13013180302						
Georgia	13013180303						
Georgia	13013180401						
Georgia	13013180402						
Georgia	13013180501						
Georgia	13013180502						

AMERICAN OVERSIGHT

State	2012-2016 ACS LIC Tract	Enter "YES" Below to Nominate LIC	2012-2016 Tract Poverty Rate	2012-2016 Tract Median Family Income	2012-2016 State Median Family Income	2012-2016 Core Based Statistical Area (CBSA) Median Family Income	Metro/Non-Metro
Georgia	13013180503						
Georgia	13015960101						
Georgia	13015960102						
Georgia	13015960200						
Georgia	13015960300						
Georgia	13015960401						
Georgia	13015960402						
Georgia	13015960500						
Georgia	13015960600						
Georgia	13015960700						
Georgia	13015960801						
Georgia	13015960802						
Georgia	13015960803						
Georgia	13015960901						
Georgia	13015960902						
Georgia	13015961000						
Georgia	13017960100						
Georgia	13017960200						
Georgia	13017960300						
Georgia	13017960400						
Georgia	13017960500						
Georgia	13019970100						
Georgia	13019970200						
Georgia	13019970300						
Georgia	13019970400						
Georgia	13019970500						
Georgia	13019970600						
Georgia	13021010100						
Georgia	13021010200						
Georgia	13021010300						
Georgia	13021010400						
Georgia	13021010500						
Georgia	13021010800						
Georgia	13021011000						
Georgia	13021011100						
Georgia	13021011500						
Georgia	13021011701						
Georgia	13021011702						
Georgia	13021011800						
Georgia	13021011900						
Georgia	13021012000						
Georgia	13021012101						
Georgia	13021012102						
Georgia	13021012200						
Georgia	13021012300						
Georgia	13021012400						
Georgia	13021012500						
Georgia	13021012600						

AMERICAN OVERSIGHT

State	2012-2016 ACS LIC Tract	Enter "YES" Below to Nominate LIC	2012-2016 Tract Poverty Rate	2012-2016 Tract Median Family Income	2012-2016 State Median Family Income	2012-2016 Core Based Statistical Area (CBSA) Median Family Income	Metro/Non-Metro
Georgia	13021012700						
Georgia	13021012800						
Georgia	13021012900						
Georgia	13021013101						
Georgia	13021013102						
Georgia	13021013201						
Georgia	13021013202						
Georgia	13021013302						
Georgia	13021013407						
Georgia	13021013408						
Georgia	13021013409						
Georgia	13021013410						
Georgia	13021013411						
Georgia	13021013502						
Georgia	13021013503						
Georgia	13021013504						
Georgia	13021013603						
Georgia	13021013604						
Georgia	13021013605						
Georgia	13021013606						
Georgia	13021013700						
Georgia	13021013800						
Georgia	13021013900						
Georgia	13023790100						
Georgia	13023790200						
Georgia	13023790300						
Georgia	13025960100						
Georgia	13025960200						
Georgia	13025960300						
Georgia	13027960200						
Georgia	13027960300						
Georgia	13027960400						
Georgia	13027960500						
Georgia	13027960600						
Georgia	13029920101						
Georgia	13029920102						
Georgia	13029920301						
Georgia	13029920303						
Georgia	13029920305						
Georgia	13029920306						
Georgia	13029980000						
Georgia	13031110100						
Georgia	13031110200						
Georgia	13031110300						
Georgia	13031110401						
Georgia	13031110403						
Georgia	13031110404						
Georgia	13031110500						

AMERICAN OVERSIGHT

State	2012-2016 ACS LIC Tract	Enter "YES" Below to Nominate LIC	2012-2016 Tract Poverty Rate	2012-2016 Tract Median Family Income	2012-2016 State Median Family Income	2012-2016 Core Based Statistical Area (CBSA) Median Family Income	Metro/Non-Metro
Georgia	13031110601						
Georgia	13031110602						
Georgia	13031110700						
Georgia	13031110800						
Georgia	13031110900						
Georgia	13033950100						
Georgia	13033950200						
Georgia	13033950400						
Georgia	13033950500						
Georgia	13033950700						
Georgia	13033950900						
Georgia	13035150100						
Georgia	13035150200						
Georgia	13035150300						
Georgia	13037950100						
Georgia	13037950200						
Georgia	13039010100						
Georgia	13039010200						
Georgia	13039010301						
Georgia	13039010302						
Georgia	13039010401						
Georgia	13039010402						
Georgia	13039010403						
Georgia	13039010500						
Georgia	13039010601						
Georgia	13039010602						
Georgia	13039990000						
Georgia	13043950100						
Georgia	13043950200						
Georgia	13043950300						
Georgia	13045910101						
Georgia	13045910103						
Georgia	13045910104						
Georgia	13045910200						
Georgia	13045910300						
Georgia	13045910400						
Georgia	13045910501						
Georgia	13045910502						
Georgia	13045910600						
Georgia	13045910701						
Georgia	13045910702						
Georgia	13045910703						
Georgia	13045910800						
Georgia	13045910900						
Georgia	13045911000						
Georgia	13045911100						
Georgia	13045911200						
Georgia	13047030100						

AMERICAN OVERSIGHT

State	2012-2016 ACS LIC Tract	Enter "YES" Below to Nominate LIC	2012-2016 Tract Poverty Rate	2012-2016 Tract Median Family Income	2012-2016 State Median Family Income	2012-2016 Core Based Statistical Area (CBSA) Median Family Income	Metro/Non-Metro
Georgia	13047030201						
Georgia	13047030202						
Georgia	13047030301						
Georgia	13047030303						
Georgia	13047030304						
Georgia	13047030401						
Georgia	13047030402						
Georgia	13047030500						
Georgia	13047030600						
Georgia	13047030700						
Georgia	13049010100						
Georgia	13049010200						
Georgia	13051000100						
Georgia	13051000300						
Georgia	13051000601						
Georgia	13051000900						
Georgia	13051001100						
Georgia	13051001200						
Georgia	13051001500						
Georgia	13051002000						
Georgia	13051002100						
Georgia	13051002200						
Georgia	13051002300						
Georgia	13051002600						
Georgia	13051002700						
Georgia	13051002800						
Georgia	13051002900						
Georgia	13051003000						
Georgia	13051003301						
Georgia	13051003302						
Georgia	13051003400						
Georgia	13051003501						
Georgia	13051003502						
Georgia	13051003601						
Georgia	13051003602						
Georgia	13051003700						
Georgia	13051003800						
Georgia	13051003900						
Georgia	13051004001						
Georgia	13051004002						
Georgia	13051004100						
Georgia	13051004207						
Georgia	13051004208						
Georgia	13051004209						
Georgia	13051004210						
Georgia	13051004211						
Georgia	13051004212						
Georgia	13051004300						

AMERICAN OVERSIGHT

State	2012-2016 ACS LIC Tract	Enter "YES" Below to Nominate LIC	2012-2016 Tract Poverty Rate	2012-2016 Tract Median Family Income	2012-2016 State Median Family Income	2012-2016 Core Based Statistical Area (CBSA) Median Family Income	Metro/Non-Metro
Georgia	13051004400						
Georgia	13051004500						
Georgia	13051010101						
Georgia	13051010102						
Georgia	13051010200						
Georgia	13051010501						
Georgia	13051010502						
Georgia	13051010601						
Georgia	13051010603						
Georgia	13051010605						
Georgia	13051010700						
Georgia	13051010801						
Georgia	13051010802						
Georgia	13051010803						
Georgia	13051010806						
Georgia	13051010807						
Georgia	13051010808						
Georgia	13051010809						
Georgia	13051010901						
Georgia	13051011003						
Georgia	13051011004						
Georgia	13051011005						
Georgia	13051011006						
Georgia	13051011103						
Georgia	13051011104						
Georgia	13051011106						
Georgia	13051011107						
Georgia	13051011108						
Georgia	13051011109						
Georgia	13051011200						
Georgia	13051011300						
Georgia	13051011400						
Georgia	13051011500						
Georgia	13051011600						
Georgia	13051980000						
Georgia	13051990000						
Georgia	13053020100						
Georgia	13053020201						
Georgia	13053020203						
Georgia	13053020205						
Georgia	13053020206						
Georgia	13055010100						
Georgia	13055010200						
Georgia	13055010300						
Georgia	13055010400						
Georgia	13055010500						
Georgia	13055010600						
Georgia	13057090100						

AMERICAN OVERSIGHT

State	2012-2016 ACS LIC Tract	Enter "YES" Below to Nominate LIC	2012-2016 Tract Poverty Rate	2012-2016 Tract Median Family Income	2012-2016 State Median Family Income	2012-2016 Core Based Statistical Area (CBSA) Median Family Income	Metro/Non-Metro
Georgia	13057090200						
Georgia	13057090300						
Georgia	13057090400						
Georgia	13057090501						
Georgia	13057090502						
Georgia	13057090601						
Georgia	13057090602						
Georgia	13057090701						
Georgia	13057090702						
Georgia	13057090802						
Georgia	13057090803						
Georgia	13057090804						
Georgia	13057090901						
Georgia	13057090902						
Georgia	13057090904						
Georgia	13057090905						
Georgia	13057091001						
Georgia	13057091003						
Georgia	13057091005						
Georgia	13057091006						
Georgia	13057091007						
Georgia	13057091008						
Georgia	13057091101						
Georgia	13057091102						
Georgia	13057091103						
Georgia	13059000100						
Georgia	13059000401						
Georgia	13059000402						
Georgia	13059000600						
Georgia	13059000900						
Georgia	13059001200						
Georgia	13059001700						
Georgia	13059001800						
Georgia	13059001900						
Georgia	13059002000						
Georgia	13059002100						
Georgia	13059002200						
Georgia	13059030100						
Georgia	13059030200						
Georgia	13059130300						
Georgia	13059130400						
Georgia	13059130500						
Georgia	13059130600						
Georgia	13059130700						
Georgia	13059140300						
Georgia	13059140400						
Georgia	13059140500						
Georgia	13059140600						

AMERICAN OVERSIGHT

State	2012-2016 ACS LIC Tract	Enter "YES" Below to Nominate LIC	2012-2016 Tract Poverty Rate	2012-2016 Tract Median Family Income	2012-2016 State Median Family Income	2012-2016 Core Based Statistical Area (CBSA) Median Family Income	Metro/Non-Metro
Georgia	13059150300						
Georgia	13059150400						
Georgia	13059150500						
Georgia	13059150600						
Georgia	13059150700						
Georgia	13059150800						
Georgia	13059150900						
Georgia	13061960300						
Georgia	13063040202						
Georgia	13063040203						
Georgia	13063040204						
Georgia	13063040302						
Georgia	13063040303						
Georgia	13063040306						
Georgia	13063040307						
Georgia	13063040308						
Georgia	13063040407						
Georgia	13063040408						
Georgia	13063040409						
Georgia	13063040410						
Georgia	13063040411						
Georgia	13063040412						
Georgia	13063040413						
Georgia	13063040414						
Georgia	13063040415						
Georgia	13063040416						
Georgia	13063040417						
Georgia	13063040509						
Georgia	13063040510						
Georgia	13063040512						
Georgia	13063040513						
Georgia	13063040514						
Georgia	13063040515						
Georgia	13063040516						
Georgia	13063040518						
Georgia	13063040519						
Georgia	13063040520						
Georgia	13063040521						
Georgia	13063040522						
Georgia	13063040523						
Georgia	13063040524						
Georgia	13063040525						
Georgia	13063040526						
Georgia	13063040606						
Georgia	13063040608						
Georgia	13063040609						
Georgia	13063040611						
Georgia	13063040612						

AMERICAN OVERSIGHT

State	2012-2016 ACS LIC Tract	Enter "YES" Below to Nominate LIC	2012-2016 Tract Poverty Rate	2012-2016 Tract Median Family Income	2012-2016 State Median Family Income	2012-2016 Core Based Statistical Area (CBSA) Median Family Income	Metro/Non-Metro
Georgia	13063040613						
Georgia	13063040614						
Georgia	13063040615						
Georgia	13063040616						
Georgia	13063040617						
Georgia	13063040619						
Georgia	13063040620						
Georgia	13063040621						
Georgia	13063040622						
Georgia	13063980000						
Georgia	13065970100						
Georgia	13065970200						
Georgia	13067030101						
Georgia	13067030103						
Georgia	13067030104						
Georgia	13067030106						
Georgia	13067030107						
Georgia	13067030209						
Georgia	13067030214						
Georgia	13067030215						
Georgia	13067030218						
Georgia	13067030219						
Georgia	13067030220						
Georgia	13067030222						
Georgia	13067030223						
Georgia	13067030224						
Georgia	13067030226						
Georgia	13067030227						
Georgia	13067030228						
Georgia	13067030229						
Georgia	13067030230						
Georgia	13067030231						
Georgia	13067030232						
Georgia	13067030233						
Georgia	13067030234						
Georgia	13067030235						
Georgia	13067030236						
Georgia	13067030238						
Georgia	13067030239						
Georgia	13067030310						
Georgia	13067030311						
Georgia	13067030312						
Georgia	13067030313						
Georgia	13067030314						
Georgia	13067030318						
Georgia	13067030319						
Georgia	13067030320						
Georgia	13067030322						

AMERICAN OVERSIGHT

State	2012-2016 ACS LIC Tract	Enter "YES" Below to Nominate LIC	2012-2016 Tract Poverty Rate	2012-2016 Tract Median Family Income	2012-2016 State Median Family Income	2012-2016 Core Based Statistical Area (CBSA) Median Family Income	Metro/Non-Metro
Georgia	13067030324						
Georgia	13067030326						
Georgia	13067030327						
Georgia	13067030328						
Georgia	13067030329						
Georgia	13067030330						
Georgia	13067030331						
Georgia	13067030332						
Georgia	13067030333						
Georgia	13067030334						
Georgia	13067030335						
Georgia	13067030336						
Georgia	13067030337						
Georgia	13067030339						
Georgia	13067030340						
Georgia	13067030341						
Georgia	13067030342						
Georgia	13067030343						
Georgia	13067030344						
Georgia	13067030345						
Georgia	13067030405						
Georgia	13067030407						
Georgia	13067030408						
Georgia	13067030409						
Georgia	13067030410						
Georgia	13067030411						
Georgia	13067030412						
Georgia	13067030413						
Georgia	13067030414						
Georgia	13067030502						
Georgia	13067030504						
Georgia	13067030505						
Georgia	13067030506						
Georgia	13067030507						
Georgia	13067030601						
Georgia	13067030602						
Georgia	13067030700						
Georgia	13067030800						
Georgia	13067030901						
Georgia	13067030902						
Georgia	13067030904						
Georgia	13067030905						
Georgia	13067031001						
Georgia	13067031002						
Georgia	13067031004						
Georgia	13067031005						
Georgia	13067031101						
Georgia	13067031106						

AMERICAN OVERSIGHT

State	2012-2016 ACS LIC Tract	Enter "YES" Below to Nominate LIC	2012-2016 Tract Poverty Rate	2012-2016 Tract Median Family Income	2012-2016 State Median Family Income	2012-2016 Core Based Statistical Area (CBSA) Median Family Income	Metro/Non-Metro
Georgia	13067031108						
Georgia	13067031110						
Georgia	13067031111						
Georgia	13067031112						
Georgia	13067031113						
Georgia	13067031114						
Georgia	13067031115						
Georgia	13067031116						
Georgia	13067031117						
Georgia	13067031118						
Georgia	13067031205						
Georgia	13067031206						
Georgia	13067031207						
Georgia	13067031208						
Georgia	13067031209						
Georgia	13067031211						
Georgia	13067031212						
Georgia	13067031306						
Georgia	13067031307						
Georgia	13067031308						
Georgia	13067031309						
Georgia	13067031310						
Georgia	13067031311						
Georgia	13067031312						
Georgia	13067031313						
Georgia	13067031404						
Georgia	13067031405						
Georgia	13067031406						
Georgia	13067031408						
Georgia	13067031409						
Georgia	13067031503						
Georgia	13067031505						
Georgia	13067031506						
Georgia	13067031507						
Georgia	13067031508						
Georgia	13067031509						
Georgia	13069010100						
Georgia	13069010200						
Georgia	13069010300						
Georgia	13069010400						
Georgia	13069010500						
Georgia	13069010600						
Georgia	13069010700						
Georgia	13069010801						
Georgia	13069010802						
Georgia	13071970100						
Georgia	13071970200						
Georgia	13071970300						

AMERICAN OVERSIGHT

State	2012-2016 ACS LIC Tract	Enter "YES" Below to Nominate LIC	2012-2016 Tract Poverty Rate	2012-2016 Tract Median Family Income	2012-2016 State Median Family Income	2012-2016 Core Based Statistical Area (CBSA) Median Family Income	Metro/Non-Metro
Georgia	13071970400						
Georgia	13071970500						
Georgia	13071970600						
Georgia	13071970701						
Georgia	13071970702						
Georgia	13071970800						
Georgia	13071970900						
Georgia	13073030102						
Georgia	13073030103						
Georgia	13073030105						
Georgia	13073030106						
Georgia	13073030201						
Georgia	13073030202						
Georgia	13073030203						
Georgia	13073030302						
Georgia	13073030304						
Georgia	13073030306						
Georgia	13073030307						
Georgia	13073030308						
Georgia	13073030309						
Georgia	13073030401						
Georgia	13073030402						
Georgia	13073030503						
Georgia	13073030504						
Georgia	13073030505						
Georgia	13073030506						
Georgia	13073030603						
Georgia	13075960100						
Georgia	13075960200						
Georgia	13075960300						
Georgia	13075960400						
Georgia	13077170100						
Georgia	13077170200						
Georgia	13077170303						
Georgia	13077170304						
Georgia	13077170305						
Georgia	13077170306						
Georgia	13077170402						
Georgia	13077170403						
Georgia	13077170404						
Georgia	13077170405						
Georgia	13077170406						
Georgia	13077170501						
Georgia	13077170502						
Georgia	13077170503						
Georgia	13077170601						
Georgia	13077170602						
Georgia	13077170603						

AMERICAN OVERSIGHT

State	2012-2016 ACS LIC Tract	Enter "YES" Below to Nominate LIC	2012-2016 Tract Poverty Rate	2012-2016 Tract Median Family Income	2012-2016 State Median Family Income	2012-2016 Core Based Statistical Area (CBSA) Median Family Income	Metro/Non-Metro
Georgia	13077170700						
Georgia	13077170801						
Georgia	13077170802						
Georgia	13079070100						
Georgia	13079070201						
Georgia	13079070202						
Georgia	13081010100						
Georgia	13081010201						
Georgia	13081010202						
Georgia	13081010300						
Georgia	13081010400						
Georgia	13081010500						
Georgia	13083040101						
Georgia	13083040102						
Georgia	13083040200						
Georgia	13083040300						
Georgia	13085970100						
Georgia	13085970201						
Georgia	13085970202						
Georgia	13087970100						
Georgia	13087970200						
Georgia	13087970300						
Georgia	13087970400						
Georgia	13087970600						
Georgia	13087970700						
Georgia	13087970800						
Georgia	13089020100						
Georgia	13089020200						
Georgia	13089020300						
Georgia	13089020400						
Georgia	13089020500						
Georgia	13089020600						
Georgia	13089020700						
Georgia	13089020801						
Georgia	13089020802						
Georgia	13089020900						
Georgia	13089021101						
Georgia	13089021102						
Georgia	13089021202						
Georgia	13089021204						
Georgia	13089021208						
Georgia	13089021209						
Georgia	13089021210						
Georgia	13089021211						
Georgia	13089021213						
Georgia	13089021214						
Georgia	13089021215						
Georgia	13089021216						

AMERICAN OVERSIGHT

State	2012-2016 ACS LIC Tract	Enter "YES" Below to Nominate LIC	2012-2016 Tract Poverty Rate	2012-2016 Tract Median Family Income	2012-2016 State Median Family Income	2012-2016 Core Based Statistical Area (CBSA) Median Family Income	Metro/Non-Metro
Georgia	13089021217						
Georgia	13089021218						
Georgia	13089021301						
Georgia	13089021303						
Georgia	13089021305						
Georgia	13089021306						
Georgia	13089021307						
Georgia	13089021308						
Georgia	13089021405						
Georgia	13089021409						
Georgia	13089021410						
Georgia	13089021411						
Georgia	13089021412						
Georgia	13089021413						
Georgia	13089021414						
Georgia	13089021415						
Georgia	13089021416						
Georgia	13089021417						
Georgia	13089021502						
Georgia	13089021503						
Georgia	13089021504						
Georgia	13089021602						
Georgia	13089021603						
Georgia	13089021604						
Georgia	13089021605						
Georgia	13089021703						
Georgia	13089021704						
Georgia	13089021705						
Georgia	13089021706						
Georgia	13089021805						
Georgia	13089021806						
Georgia	13089021808						
Georgia	13089021809						
Georgia	13089021810						
Georgia	13089021812						
Georgia	13089021813						
Georgia	13089021814						
Georgia	13089021906						
Georgia	13089021907						
Georgia	13089021908						
Georgia	13089021909						
Georgia	13089021910						
Georgia	13089021911						
Georgia	13089021912						
Georgia	13089021913						
Georgia	13089022001						
Georgia	13089022004						
Georgia	13089022005						

AMERICAN OVERSIGHT

State	2012-2016 ACS LIC Tract	Enter "YES" Below to Nominate LIC	2012-2016 Tract Poverty Rate	2012-2016 Tract Median Family Income	2012-2016 State Median Family Income	2012-2016 Core Based Statistical Area (CBSA) Median Family Income	Metro/Non-Metro
Georgia	13089022007						
Georgia	13089022008						
Georgia	13089022009						
Georgia	13089022010						
Georgia	13089022100						
Georgia	13089022203						
Georgia	13089022204						
Georgia	13089022301						
Georgia	13089022302						
Georgia	13089022401						
Georgia	13089022402						
Georgia	13089022403						
Georgia	13089022500						
Georgia	13089022600						
Georgia	13089022700						
Georgia	13089022800						
Georgia	13089022900						
Georgia	13089023000						
Georgia	13089023101						
Georgia	13089023102						
Georgia	13089023107						
Georgia	13089023108						
Georgia	13089023111						
Georgia	13089023112						
Georgia	13089023113						
Georgia	13089023114						
Georgia	13089023115						
Georgia	13089023204						
Georgia	13089023206						
Georgia	13089023208						
Georgia	13089023209						
Georgia	13089023210						
Georgia	13089023211						
Georgia	13089023212						
Georgia	13089023213						
Georgia	13089023214						
Georgia	13089023303						
Georgia	13089023306						
Georgia	13089023309						
Georgia	13089023310						
Georgia	13089023311						
Georgia	13089023312						
Georgia	13089023313						
Georgia	13089023314						
Georgia	13089023315						
Georgia	13089023316						
Georgia	13089023410						
Georgia	13089023411						

AMERICAN OVERSIGHT

State	2012-2016 ACS LIC Tract	Enter "YES" Below to Nominate LIC	2012-2016 Tract Poverty Rate	2012-2016 Tract Median Family Income	2012-2016 State Median Family Income	2012-2016 Core Based Statistical Area (CBSA) Median Family Income	Metro/Non-Metro
Georgia	13089023412						
Georgia	13089023413						
Georgia	13089023414						
Georgia	13089023416						
Georgia	13089023418						
Georgia	13089023419						
Georgia	13089023421						
Georgia	13089023422						
Georgia	13089023423						
Georgia	13089023424						
Georgia	13089023425						
Georgia	13089023426						
Georgia	13089023427						
Georgia	13089023428						
Georgia	13089023501						
Georgia	13089023504						
Georgia	13089023505						
Georgia	13089023506						
Georgia	13089023507						
Georgia	13089023601						
Georgia	13089023602						
Georgia	13089023603						
Georgia	13089023700						
Georgia	13089023801						
Georgia	13089023802						
Georgia	13089023803						
Georgia	13089980000						
Georgia	13091960100						
Georgia	13091960200						
Georgia	13091960300						
Georgia	13091960400						
Georgia	13091960500						
Georgia	13091960600						
Georgia	13093970100						
Georgia	13093970200						
Georgia	13093970300						
Georgia	13095000100						
Georgia	13095000200						
Georgia	13095000400						
Georgia	13095000501						
Georgia	13095000502						
Georgia	13095000600						
Georgia	13095000700						
Georgia	13095000800						
Georgia	13095000900						
Georgia	13095001000						
Georgia	13095001100						
Georgia	13095001403						

AMERICAN OVERSIGHT

State	2012-2016 ACS LIC Tract	Enter "YES" Below to Nominate LIC	2012-2016 Tract Poverty Rate	2012-2016 Tract Median Family Income	2012-2016 State Median Family Income	2012-2016 Core Based Statistical Area (CBSA) Median Family Income	Metro/Non-Metro
Georgia	13095001500						
Georgia	13095010302						
Georgia	13095010401						
Georgia	13095010402						
Georgia	13095010403						
Georgia	13095010500						
Georgia	13095010601						
Georgia	13095010602						
Georgia	13095010700						
Georgia	13095010900						
Georgia	13095011000						
Georgia	13095011200						
Georgia	13095011300						
Georgia	13095011400						
Georgia	13095011600						
Georgia	13097080102						
Georgia	13097080103						
Georgia	13097080201						
Georgia	13097080202						
Georgia	13097080301						
Georgia	13097080303						
Georgia	13097080304						
Georgia	13097080402						
Georgia	13097080403						
Georgia	13097080404						
Georgia	13097080505						
Georgia	13097080506						
Georgia	13097080507						
Georgia	13097080508						
Georgia	13097080509						
Georgia	13097080510						
Georgia	13097080511						
Georgia	13097080602						
Georgia	13097080603						
Georgia	13097080604						
Georgia	13099090100						
Georgia	13099090200						
Georgia	13099090300						
Georgia	13099090400						
Georgia	13099090500						
Georgia	13101880100						
Georgia	13101880200						
Georgia	13103030100						
Georgia	13103030202						
Georgia	13103030203						
Georgia	13103030204						
Georgia	13103030301						
Georgia	13103030303						

AMERICAN OVERSIGHT

State	2012-2016 ACS LIC Tract	Enter "YES" Below to Nominate LIC	2012-2016 Tract Poverty Rate	2012-2016 Tract Median Family Income	2012-2016 State Median Family Income	2012-2016 Core Based Statistical Area (CBSA) Median Family Income	Metro/Non-Metro
Georgia	13103030304						
Georgia	13103030305						
Georgia	13103030401						
Georgia	13103030402						
Georgia	13105000100						
Georgia	13105000200						
Georgia	13105000300						
Georgia	13105000400						
Georgia	13105000500						
Georgia	13107970100						
Georgia	13107970200						
Georgia	13107970300						
Georgia	13107970400						
Georgia	13107970500						
Georgia	13107970600						
Georgia	13109970100						
Georgia	13109970200						
Georgia	13109970300						
Georgia	13111050100						
Georgia	13111050200						
Georgia	13111050300						
Georgia	13111050400						
Georgia	13111050500						
Georgia	13113140101						
Georgia	13113140102						
Georgia	13113140203						
Georgia	13113140204						
Georgia	13113140206						
Georgia	13113140207						
Georgia	13113140208						
Georgia	13113140303						
Georgia	13113140304						
Georgia	13113140305						
Georgia	13113140306						
Georgia	13113140307						
Georgia	13113140403						
Georgia	13113140404						
Georgia	13113140405						
Georgia	13113140406						
Georgia	13113140407						
Georgia	13113140408						
Georgia	13113140501						
Georgia	13113140502						
Georgia	13115000100						
Georgia	13115000201						
Georgia	13115000202						
Georgia	13115000300						
Georgia	13115000400						

AMERICAN OVERSIGHT

State	2012-2016 ACS LIC Tract	Enter "YES" Below to Nominate LIC	2012-2016 Tract Poverty Rate	2012-2016 Tract Median Family Income	2012-2016 State Median Family Income	2012-2016 Core Based Statistical Area (CBSA) Median Family Income	Metro/Non-Metro
Georgia	13115000500						
Georgia	13115000600						
Georgia	13115000700						
Georgia	13115000800						
Georgia	13115000900						
Georgia	13115001100						
Georgia	13115001200						
Georgia	13115001300						
Georgia	13115001400						
Georgia	13115001600						
Georgia	13115001701						
Georgia	13115001702						
Georgia	13115001800						
Georgia	13115002000						
Georgia	13115002100						
Georgia	13117130101						
Georgia	13117130102						
Georgia	13117130103						
Georgia	13117130104						
Georgia	13117130105						
Georgia	13117130201						
Georgia	13117130202						
Georgia	13117130203						
Georgia	13117130204						
Georgia	13117130205						
Georgia	13117130301						
Georgia	13117130302						
Georgia	13117130303						
Georgia	13117130304						
Georgia	13117130305						
Georgia	13117130306						
Georgia	13117130307						
Georgia	13117130403						
Georgia	13117130404						
Georgia	13117130405						
Georgia	13117130406						
Georgia	13117130408						
Georgia	13117130409						
Georgia	13117130410						
Georgia	13117130503						
Georgia	13117130504						
Georgia	13117130505						
Georgia	13117130506						
Georgia	13117130507						
Georgia	13117130508						
Georgia	13117130509						
Georgia	13117130510						
Georgia	13117130601						

AMERICAN OVERSIGHT

State	2012-2016 ACS LIC Tract	Enter "YES" Below to Nominate LIC	2012-2016 Tract Poverty Rate	2012-2016 Tract Median Family Income	2012-2016 State Median Family Income	2012-2016 Core Based Statistical Area (CBSA) Median Family Income	Metro/Non-Metro
Georgia	13117130602						
Georgia	13117130603						
Georgia	13117130604						
Georgia	13117130605						
Georgia	13117130606						
Georgia	13117130607						
Georgia	13117130608						
Georgia	13117130609						
Georgia	13117130610						
Georgia	13117130611						
Georgia	13117130612						
Georgia	13117130613						
Georgia	13119890101						
Georgia	13119890102						
Georgia	13119890200						
Georgia	13119890300						
Georgia	13119890400						
Georgia	13121000100						
Georgia	13121000200						
Georgia	13121000400						
Georgia	13121000500						
Georgia	13121000600						
Georgia	13121000700						
Georgia	13121001001						
Georgia	13121001002						
Georgia	13121001100						
Georgia	13121001201						
Georgia	13121001202						
Georgia	13121001300						
Georgia	13121001400						
Georgia	13121001500						
Georgia	13121001600						
Georgia	13121001700						
Georgia	13121001800						
Georgia	13121001900						
Georgia	13121002100						
Georgia	13121002300						
Georgia	13121002400						
Georgia	13121002500						
Georgia	13121002600						
Georgia	13121002800						
Georgia	13121002900						
Georgia	13121003000						
Georgia	13121003100						
Georgia	13121003200						
Georgia	13121003500						
Georgia	13121003600						
Georgia	13121003700						

AMERICAN OVERSIGHT

State	2012-2016 ACS LIC Tract	Enter "YES" Below to Nominate LIC	2012-2016 Tract Poverty Rate	2012-2016 Tract Median Family Income	2012-2016 State Median Family Income	2012-2016 Core Based Statistical Area (CBSA) Median Family Income	Metro/Non-Metro
Georgia	13121003800						
Georgia	13121003900						
Georgia	13121004000						
Georgia	13121004100						
Georgia	13121004200						
Georgia	13121004300						
Georgia	13121004400						
Georgia	13121004800						
Georgia	13121004900						
Georgia	13121005000						
Georgia	13121005200						
Georgia	13121005300						
Georgia	13121005501						
Georgia	13121005502						
Georgia	13121005700						
Georgia	13121005800						
Georgia	13121006000						
Georgia	13121006100						
Georgia	13121006200						
Georgia	13121006300						
Georgia	13121006400						
Georgia	13121006500						
Georgia	13121006601						
Georgia	13121006602						
Georgia	13121006700						
Georgia	13121006801						
Georgia	13121006802						
Georgia	13121006900						
Georgia	13121007001						
Georgia	13121007002						
Georgia	13121007100						
Georgia	13121007200						
Georgia	13121007300						
Georgia	13121007400						
Georgia	13121007500						
Georgia	13121007602						
Georgia	13121007603						
Georgia	13121007604						
Georgia	13121007703						
Georgia	13121007704						
Georgia	13121007705						
Georgia	13121007706						
Georgia	13121007802						
Georgia	13121007805						
Georgia	13121007806						
Georgia	13121007807						
Georgia	13121007808						
Georgia	13121007900						

AMERICAN OVERSIGHT

State	2012-2016 ACS LIC Tract	Enter "YES" Below to Nominate LIC	2012-2016 Tract Poverty Rate	2012-2016 Tract Median Family Income	2012-2016 State Median Family Income	2012-2016 Core Based Statistical Area (CBSA) Median Family Income	Metro/Non-Metro
Georgia	13121008000						
Georgia	13121008101						
Georgia	13121008102						
Georgia	13121008201						
Georgia	13121008202						
Georgia	13121008301						
Georgia	13121008302						
Georgia	13121008400						
Georgia	13121008500						
Georgia	13121008601						
Georgia	13121008602						
Georgia	13121008700						
Georgia	13121008800						
Georgia	13121008902						
Georgia	13121008903						
Georgia	13121008904						
Georgia	13121009000						
Georgia	13121009101						
Georgia	13121009102						
Georgia	13121009200						
Georgia	13121009300						
Georgia	13121009402						
Georgia	13121009403						
Georgia	13121009404						
Georgia	13121009501						
Georgia	13121009502						
Georgia	13121009601						
Georgia	13121009602						
Georgia	13121009603						
Georgia	13121009700						
Georgia	13121009801						
Georgia	13121009802						
Georgia	13121009900						
Georgia	13121010001						
Georgia	13121010002						
Georgia	13121010106						
Georgia	13121010107						
Georgia	13121010108						
Georgia	13121010110						
Georgia	13121010113						
Georgia	13121010114						
Georgia	13121010115						
Georgia	13121010117						
Georgia	13121010118						
Georgia	13121010119						
Georgia	13121010120						
Georgia	13121010121						
Georgia	13121010122						

AMERICAN OVERSIGHT

State	2012-2016 ACS LIC Tract	Enter "YES" Below to Nominate LIC	2012-2016 Tract Poverty Rate	2012-2016 Tract Median Family Income	2012-2016 State Median Family Income	2012-2016 Core Based Statistical Area (CBSA) Median Family Income	Metro/Non-Metro
Georgia	13121010123						
Georgia	13121010204						
Georgia	13121010205						
Georgia	13121010206						
Georgia	13121010208						
Georgia	13121010209						
Georgia	13121010210						
Georgia	13121010211						
Georgia	13121010212						
Georgia	13121010301						
Georgia	13121010303						
Georgia	13121010304						
Georgia	13121010400						
Georgia	13121010507						
Georgia	13121010508						
Georgia	13121010510						
Georgia	13121010511						
Georgia	13121010512						
Georgia	13121010513						
Georgia	13121010514						
Georgia	13121010515						
Georgia	13121010516						
Georgia	13121010601						
Georgia	13121010603						
Georgia	13121010604						
Georgia	13121010800						
Georgia	13121011000						
Georgia	13121011100						
Georgia	13121011201						
Georgia	13121011202						
Georgia	13121011301						
Georgia	13121011303						
Georgia	13121011305						
Georgia	13121011306						
Georgia	13121011405						
Georgia	13121011410						
Georgia	13121011411						
Georgia	13121011412						
Georgia	13121011414						
Georgia	13121011416						
Georgia	13121011417						
Georgia	13121011418						
Georgia	13121011419						
Georgia	13121011420						
Georgia	13121011421						
Georgia	13121011422						
Georgia	13121011423						
Georgia	13121011424						

AMERICAN OVERSIGHT

State	2012-2016 ACS LIC Tract	Enter "YES" Below to Nominate LIC	2012-2016 Tract Poverty Rate	2012-2016 Tract Median Family Income	2012-2016 State Median Family Income	2012-2016 Core Based Statistical Area (CBSA) Median Family Income	Metro/Non-Metro
Georgia	13121011425						
Georgia	13121011426						
Georgia	13121011427						
Georgia	13121011503						
Georgia	13121011504						
Georgia	13121011505						
Georgia	13121011506						
Georgia	13121011610						
Georgia	13121011611						
Georgia	13121011612						
Georgia	13121011613						
Georgia	13121011614						
Georgia	13121011615						
Georgia	13121011616						
Georgia	13121011617						
Georgia	13121011618						
Georgia	13121011619						
Georgia	13121011620						
Georgia	13121011621						
Georgia	13121011622						
Georgia	13121011623						
Georgia	13121011624						
Georgia	13121011625						
Georgia	13121011626						
Georgia	13121011800						
Georgia	13121011900						
Georgia	13121012000						
Georgia	13121012300						
Georgia	13121980000						
Georgia	13123080100						
Georgia	13123080200						
Georgia	13123080300						
Georgia	13123080400						
Georgia	13123080500						
Georgia	13125010100						
Georgia	13127000101						
Georgia	13127000102						
Georgia	13127000200						
Georgia	13127000300						
Georgia	13127000401						
Georgia	13127000403						
Georgia	13127000404						
Georgia	13127000501						
Georgia	13127000503						
Georgia	13127000504						
Georgia	13127000600						
Georgia	13127000700						
Georgia	13127000800						

AMERICAN OVERSIGHT

State	2012-2016 ACS LIC Tract	Enter "YES" Below to Nominate LIC	2012-2016 Tract Poverty Rate	2012-2016 Tract Median Family Income	2012-2016 State Median Family Income	2012-2016 Core Based Statistical Area (CBSA) Median Family Income	Metro/Non-Metro
Georgia	13127000900						
Georgia	13127001000						
Georgia	13127990000						
Georgia	13129970100						
Georgia	13129970200						
Georgia	13129970300						
Georgia	13129970400						
Georgia	13129970500						
Georgia	13129970600						
Georgia	13129970700						
Georgia	13129970800						
Georgia	13129970900						
Georgia	13131950100						
Georgia	13131950200						
Georgia	13131950300						
Georgia	13131950400						
Georgia	13131950500						
Georgia	13131950600						
Georgia	13133950100						
Georgia	13133950200						
Georgia	13133950301						
Georgia	13133950302						
Georgia	13133950303						
Georgia	13133950400						
Georgia	13133950500						
Georgia	13135050103						
Georgia	13135050105						
Georgia	13135050106						
Georgia	13135050107						
Georgia	13135050108						
Georgia	13135050109						
Georgia	13135050205						
Georgia	13135050208						
Georgia	13135050209						
Georgia	13135050210						
Georgia	13135050211						
Georgia	13135050212						
Georgia	13135050213						
Georgia	13135050214						
Georgia	13135050215						
Georgia	13135050216						
Georgia	13135050217						
Georgia	13135050218						
Georgia	13135050219						
Georgia	13135050220						
Georgia	13135050304						
Georgia	13135050306						
Georgia	13135050308						

AMERICAN OVERSIGHT

State	2012-2016 ACS LIC Tract	Enter "YES" Below to Nominate LIC	2012-2016 Tract Poverty Rate	2012-2016 Tract Median Family Income	2012-2016 State Median Family Income	2012-2016 Core Based Statistical Area (CBSA) Median Family Income	Metro/Non-Metro
Georgia	13135050309						
Georgia	13135050310						
Georgia	13135050311						
Georgia	13135050313						
Georgia	13135050314						
Georgia	13135050315						
Georgia	13135050317						
Georgia	13135050318						
Georgia	13135050319						
Georgia	13135050320						
Georgia	13135050321						
Georgia	13135050322						
Georgia	13135050410						
Georgia	13135050415						
Georgia	13135050416						
Georgia	13135050417						
Georgia	13135050418						
Georgia	13135050419						
Georgia	13135050421						
Georgia	13135050422						
Georgia	13135050423						
Georgia	13135050424						
Georgia	13135050425						
Georgia	13135050426						
Georgia	13135050427						
Georgia	13135050428						
Georgia	13135050429						
Georgia	13135050430						
Georgia	13135050431						
Georgia	13135050432						
Georgia	13135050433						
Georgia	13135050434						
Georgia	13135050435						
Georgia	13135050436						
Georgia	13135050511						
Georgia	13135050520						
Georgia	13135050521						
Georgia	13135050522						
Georgia	13135050523						
Georgia	13135050524						
Georgia	13135050525						
Georgia	13135050526						
Georgia	13135050527						
Georgia	13135050528						
Georgia	13135050529						
Georgia	13135050530						
Georgia	13135050531						
Georgia	13135050532						

AMERICAN OVERSIGHT

State	2012-2016 ACS LIC Tract	Enter "YES" Below to Nominate LIC	2012-2016 Tract Poverty Rate	2012-2016 Tract Median Family Income	2012-2016 State Median Family Income	2012-2016 Core Based Statistical Area (CBSA) Median Family Income	Metro/Non-Metro
Georgia	13135050533						
Georgia	13135050534						
Georgia	13135050535						
Georgia	13135050536						
Georgia	13135050537						
Georgia	13135050538						
Georgia	13135050539						
Georgia	13135050540						
Georgia	13135050541						
Georgia	13135050542						
Georgia	13135050543						
Georgia	13135050544						
Georgia	13135050545						
Georgia	13135050546						
Georgia	13135050547						
Georgia	13135050548						
Georgia	13135050549						
Georgia	13135050605						
Georgia	13135050606						
Georgia	13135050607						
Georgia	13135050608						
Georgia	13135050609						
Georgia	13135050610						
Georgia	13135050709						
Georgia	13135050712						
Georgia	13135050713						
Georgia	13135050714						
Georgia	13135050715						
Georgia	13135050718						
Georgia	13135050719						
Georgia	13135050720						
Georgia	13135050721						
Georgia	13135050722						
Georgia	13135050723						
Georgia	13135050724						
Georgia	13135050725						
Georgia	13135050726						
Georgia	13135050727						
Georgia	13135050728						
Georgia	13135050729						
Georgia	13135050730						
Georgia	13135050731						
Georgia	13137000100						
Georgia	13137000201						
Georgia	13137000202						
Georgia	13137000300						
Georgia	13137000400						
Georgia	13137000500						

AMERICAN OVERSIGHT

State	2012-2016 ACS LIC Tract	Enter "YES" Below to Nominate LIC	2012-2016 Tract Poverty Rate	2012-2016 Tract Median Family Income	2012-2016 State Median Family Income	2012-2016 Core Based Statistical Area (CBSA) Median Family Income	Metro/Non-Metro
Georgia	13137000601						
Georgia	13137000602						
Georgia	13139000101						
Georgia	13139000102						
Georgia	13139000201						
Georgia	13139000203						
Georgia	13139000204						
Georgia	13139000302						
Georgia	13139000303						
Georgia	13139000304						
Georgia	13139000305						
Georgia	13139000400						
Georgia	13139000500						
Georgia	13139000600						
Georgia	13139000701						
Georgia	13139000702						
Georgia	13139000800						
Georgia	13139000900						
Georgia	13139001002						
Georgia	13139001003						
Georgia	13139001004						
Georgia	13139001101						
Georgia	13139001102						
Georgia	13139001201						
Georgia	13139001202						
Georgia	13139001301						
Georgia	13139001302						
Georgia	13139001402						
Georgia	13139001403						
Georgia	13139001404						
Georgia	13139001501						
Georgia	13139001502						
Georgia	13139001603						
Georgia	13139001604						
Georgia	13139001605						
Georgia	13139001606						
Georgia	13139001607						
Georgia	13139001608						
Georgia	13141480300						
Georgia	13141480400						
Georgia	13143010100						
Georgia	13143010200						
Georgia	13143010301						
Georgia	13143010302						
Georgia	13143010400						
Georgia	13145120198						
Georgia	13145120200						
Georgia	13145120300						

AMERICAN OVERSIGHT

State	2012-2016 ACS LIC Tract	Enter "YES" Below to Nominate LIC	2012-2016 Tract Poverty Rate	2012-2016 Tract Median Family Income	2012-2016 State Median Family Income	2012-2016 Core Based Statistical Area (CBSA) Median Family Income	Metro/Non-Metro
Georgia	13145120401						
Georgia	13145120402						
Georgia	13147960100						
Georgia	13147960200						
Georgia	13147960300						
Georgia	13147960400						
Georgia	13147960500						
Georgia	13149970100						
Georgia	13149970200						
Georgia	13149970300						
Georgia	13151070104						
Georgia	13151070106						
Georgia	13151070107						
Georgia	13151070108						
Georgia	13151070109						
Georgia	13151070110						
Georgia	13151070111						
Georgia	13151070113						
Georgia	13151070114						
Georgia	13151070202						
Georgia	13151070203						
Georgia	13151070204						
Georgia	13151070205						
Georgia	13151070304						
Georgia	13151070305						
Georgia	13151070306						
Georgia	13151070307						
Georgia	13151070309						
Georgia	13151070310						
Georgia	13151070311						
Georgia	13151070402						
Georgia	13151070403						
Georgia	13151070404						
Georgia	13151070501						
Georgia	13151070502						
Georgia	13153020105						
Georgia	13153020106						
Georgia	13153020108						
Georgia	13153020109						
Georgia	13153020200						
Georgia	13153020300						
Georgia	13153020400						
Georgia	13153020600						
Georgia	13153020700						
Georgia	13153020800						
Georgia	13153020900						
Georgia	13153021000						
Georgia	13153021103						

AMERICAN OVERSIGHT

State	2012-2016 ACS LIC Tract	Enter "YES" Below to Nominate LIC	2012-2016 Tract Poverty Rate	2012-2016 Tract Median Family Income	2012-2016 State Median Family Income	2012-2016 Core Based Statistical Area (CBSA) Median Family Income	Metro/Non-Metro
Georgia	13153021104						
Georgia	13153021105						
Georgia	13153021107						
Georgia	13153021108						
Georgia	13153021113						
Georgia	13153021201						
Georgia	13153021202						
Georgia	13153021300						
Georgia	13153021400						
Georgia	13153021500						
Georgia	13155950100						
Georgia	13155950200						
Georgia	13157010101						
Georgia	13157010102						
Georgia	13157010103						
Georgia	13157010200						
Georgia	13157010300						
Georgia	13157010400						
Georgia	13157010500						
Georgia	13157010600						
Georgia	13157010701						
Georgia	13157010702						
Georgia	13157010703						
Georgia	13159010100						
Georgia	13159010200						
Georgia	13159010500						
Georgia	13161960100						
Georgia	13161960200						
Georgia	13161960300						
Georgia	13163960100						
Georgia	13163960200						
Georgia	13163960300						
Georgia	13163960400						
Georgia	13165960100						
Georgia	13165960200						
Georgia	13167960100						
Georgia	13167960200						
Georgia	13167960300						
Georgia	13169030101						
Georgia	13169030103						
Georgia	13169030104						
Georgia	13169030200						
Georgia	13169030301						
Georgia	13169030302						
Georgia	13171970100						
Georgia	13171970200						
Georgia	13171970300						
Georgia	13173950100						

AMERICAN OVERSIGHT

State	2012-2016 ACS LIC Tract	Enter "YES" Below to Nominate LIC	2012-2016 Tract Poverty Rate	2012-2016 Tract Median Family Income	2012-2016 State Median Family Income	2012-2016 Core Based Statistical Area (CBSA) Median Family Income	Metro/Non-Metro
Georgia	13173950200						
Georgia	13175950100						
Georgia	13175950201						
Georgia	13175950202						
Georgia	13175950300						
Georgia	13175950400						
Georgia	13175950500						
Georgia	13175950600						
Georgia	13175950700						
Georgia	13175950800						
Georgia	13175950900						
Georgia	13175951000						
Georgia	13175951100						
Georgia	13175951400						
Georgia	13177020100						
Georgia	13177020200						
Georgia	13177020300						
Georgia	13177020402						
Georgia	13177020403						
Georgia	13179010101						
Georgia	13179010102						
Georgia	13179010103						
Georgia	13179010202						
Georgia	13179010204						
Georgia	13179010205						
Georgia	13179010206						
Georgia	13179010207						
Georgia	13179010208						
Georgia	13179010300						
Georgia	13179010400						
Georgia	13179010501						
Georgia	13179010502						
Georgia	13179010600						
Georgia	13179990000						
Georgia	13181970100						
Georgia	13181970200						
Georgia	13183970100						
Georgia	13183970200						
Georgia	13183980000						
Georgia	13185010101						
Georgia	13185010102						
Georgia	13185010103						
Georgia	13185010201						
Georgia	13185010202						
Georgia	13185010301						
Georgia	13185010302						
Georgia	13185010401						
Georgia	13185010402						

AMERICAN OVERSIGHT

State	2012-2016 ACS LIC Tract	Enter "YES" Below to Nominate LIC	2012-2016 Tract Poverty Rate	2012-2016 Tract Median Family Income	2012-2016 State Median Family Income	2012-2016 Core Based Statistical Area (CBSA) Median Family Income	Metro/Non-Metro
Georgia	13185010500						
Georgia	13185010601						
Georgia	13185010604						
Georgia	13185010700						
Georgia	13185010800						
Georgia	13185010900						
Georgia	13185011000						
Georgia	13185011100						
Georgia	13185011200						
Georgia	13185011301						
Georgia	13185011302						
Georgia	13185011401						
Georgia	13185011402						
Georgia	13185011403						
Georgia	13185011500						
Georgia	13185011600						
Georgia	13187960101						
Georgia	13187960102						
Georgia	13187960201						
Georgia	13187960202						
Georgia	13189950100						
Georgia	13189950200						
Georgia	13189950300						
Georgia	13189950400						
Georgia	13189950500						
Georgia	13191110100						
Georgia	13191110200						
Georgia	13191110300						
Georgia	13191980000						
Georgia	13191990000						
Georgia	13193000100						
Georgia	13193000200						
Georgia	13193000300						
Georgia	13193000400						
Georgia	13195020100						
Georgia	13195020200						
Georgia	13195020300						
Georgia	13195020400						
Georgia	13195020500						
Georgia	13195020600						
Georgia	13197920100						
Georgia	13197920200						
Georgia	13199970500						
Georgia	13199970600						
Georgia	13199970700						
Georgia	13199970800						
Georgia	13201950100						
Georgia	13201950200						

AMERICAN OVERSIGHT

State	2012-2016 ACS LIC Tract	Enter "YES" Below to Nominate LIC	2012-2016 Tract Poverty Rate	2012-2016 Tract Median Family Income	2012-2016 State Median Family Income	2012-2016 Core Based Statistical Area (CBSA) Median Family Income	Metro/Non-Metro
Georgia	13201950300						
Georgia	13205090100						
Georgia	13205090200						
Georgia	13205090300						
Georgia	13205090400						
Georgia	13205090500						
Georgia	13207050101						
Georgia	13207050102						
Georgia	13207050200						
Georgia	13207050301						
Georgia	13207050302						
Georgia	13209950100						
Georgia	13209950200						
Georgia	13209950300						
Georgia	13211010100						
Georgia	13211010200						
Georgia	13211010300						
Georgia	13211010400						
Georgia	13211010500						
Georgia	13213010100						
Georgia	13213010201						
Georgia	13213010202						
Georgia	13213010300						
Georgia	13213010400						
Georgia	13213010500						
Georgia	13213010600						
Georgia	13213010700						
Georgia	13215000200						
Georgia	13215000300						
Georgia	13215000400						
Georgia	13215000800						
Georgia	13215000900						
Georgia	13215001000						
Georgia	13215001100						
Georgia	13215001200						
Georgia	13215001400						
Georgia	13215001600						
Georgia	13215001800						
Georgia	13215002000						
Georgia	13215002100						
Georgia	13215002200						
Georgia	13215002300						
Georgia	13215002400						
Georgia	13215002500						
Georgia	13215002700						
Georgia	13215002800						
Georgia	13215002901						
Georgia	13215002902						

AMERICAN OVERSIGHT

State	2012-2016 ACS LIC Tract	Enter "YES" Below to Nominate LIC	2012-2016 Tract Poverty Rate	2012-2016 Tract Median Family Income	2012-2016 State Median Family Income	2012-2016 Core Based Statistical Area (CBSA) Median Family Income	Metro/Non-Metro
Georgia	13215003000						
Georgia	13215003200						
Georgia	13215003301						
Georgia	13215003302						
Georgia	13215003400						
Georgia	13215010104						
Georgia	13215010106						
Georgia	13215010107						
Georgia	13215010201						
Georgia	13215010203						
Georgia	13215010204						
Georgia	13215010205						
Georgia	13215010301						
Georgia	13215010302						
Georgia	13215010401						
Georgia	13215010402						
Georgia	13215010501						
Georgia	13215010502						
Georgia	13215010602						
Georgia	13215010605						
Georgia	13215010606						
Georgia	13215010607						
Georgia	13215010608						
Georgia	13215010701						
Georgia	13215010702						
Georgia	13215010703						
Georgia	13215010801						
Georgia	13215010802						
Georgia	13215011100						
Georgia	13215011200						
Georgia	13215011400						
Georgia	13215011500						
Georgia	13217100100						
Georgia	13217100201						
Georgia	13217100202						
Georgia	13217100300						
Georgia	13217100400						
Georgia	13217100501						
Georgia	13217100502						
Georgia	13217100600						
Georgia	13217100700						
Georgia	13217100800						
Georgia	13217100901						
Georgia	13217100902						
Georgia	13217100903						
Georgia	13219030100						
Georgia	13219030200						
Georgia	13219030300						

AMERICAN OVERSIGHT

State	2012-2016 ACS LIC Tract	Enter "YES" Below to Nominate LIC	2012-2016 Tract Poverty Rate	2012-2016 Tract Median Family Income	2012-2016 State Median Family Income	2012-2016 Core Based Statistical Area (CBSA) Median Family Income	Metro/Non-Metro
Georgia	13219030400						
Georgia	13219030500						
Georgia	13219030600						
Georgia	13221960100						
Georgia	13221960201						
Georgia	13221960202						
Georgia	13221960300						
Georgia	13223120101						
Georgia	13223120102						
Georgia	13223120103						
Georgia	13223120104						
Georgia	13223120202						
Georgia	13223120203						
Georgia	13223120204						
Georgia	13223120301						
Georgia	13223120302						
Georgia	13223120303						
Georgia	13223120400						
Georgia	13223120501						
Georgia	13223120502						
Georgia	13223120503						
Georgia	13223120601						
Georgia	13223120602						
Georgia	13223120603						
Georgia	13223120604						
Georgia	13223120605						
Georgia	13225040101						
Georgia	13225040102						
Georgia	13225040200						
Georgia	13225040301						
Georgia	13225040302						
Georgia	13225040400						
Georgia	13227050100						
Georgia	13227050200						
Georgia	13227050300						
Georgia	13227050400						
Georgia	13227050500						
Georgia	13227050600						
Georgia	13229960100						
Georgia	13229960200						
Georgia	13229960300						
Georgia	13229960400						
Georgia	13231010100						
Georgia	13231010200						
Georgia	13231010300						
Georgia	13231010400						
Georgia	13233010100						
Georgia	13233010200						

AMERICAN OVERSIGHT

State	2012-2016 ACS LIC Tract	Enter "YES" Below to Nominate LIC	2012-2016 Tract Poverty Rate	2012-2016 Tract Median Family Income	2012-2016 State Median Family Income	2012-2016 Core Based Statistical Area (CBSA) Median Family Income	Metro/Non-Metro
Georgia	13233010300						
Georgia	13233010400						
Georgia	13233010500						
Georgia	13233010600						
Georgia	13233010700						
Georgia	13235950100						
Georgia	13235950200						
Georgia	13235950300						
Georgia	13237960101						
Georgia	13237960102						
Georgia	13237960201						
Georgia	13237960202						
Georgia	13237960300						
Georgia	13239960300						
Georgia	13241970100						
Georgia	13241970201						
Georgia	13241970202						
Georgia	13241970301						
Georgia	13241970302						
Georgia	13243790100						
Georgia	13243790200						
Georgia	13245000100						
Georgia	13245000200						
Georgia	13245000300						
Georgia	13245000600						
Georgia	13245000700						
Georgia	13245000900						
Georgia	13245001000						
Georgia	13245001100						
Georgia	13245001200						
Georgia	13245001300						
Georgia	13245001400						
Georgia	13245001500						
Georgia	13245001601						
Georgia	13245001602						
Georgia	13245010101						
Georgia	13245010104						
Georgia	13245010105						
Georgia	13245010106						
Georgia	13245010107						
Georgia	13245010201						
Georgia	13245010203						
Georgia	13245010204						
Georgia	13245010300						
Georgia	13245010400						
Georgia	13245010504						
Georgia	13245010506						
Georgia	13245010507						

AMERICAN OVERSIGHT

State	2012-2016 ACS LIC Tract	Enter "YES" Below to Nominate LIC	2012-2016 Tract Poverty Rate	2012-2016 Tract Median Family Income	2012-2016 State Median Family Income	2012-2016 Core Based Statistical Area (CBSA) Median Family Income	Metro/Non-Metro
Georgia	13245010508						
Georgia	13245010509						
Georgia	13245010510						
Georgia	13245010511						
Georgia	13245010512						
Georgia	13245010513						
Georgia	13245010600						
Georgia	13245010706						
Georgia	13245010707						
Georgia	13245010708						
Georgia	13245010709						
Georgia	13245010710						
Georgia	13245010711						
Georgia	13245010712						
Georgia	13245010800						
Georgia	13245010903						
Georgia	13245010904						
Georgia	13245010905						
Georgia	13245010906						
Georgia	13245011000						
Georgia	13247060101						
Georgia	13247060102						
Georgia	13247060201						
Georgia	13247060202						
Georgia	13247060304						
Georgia	13247060305						
Georgia	13247060306						
Georgia	13247060307						
Georgia	13247060308						
Georgia	13247060309						
Georgia	13247060403						
Georgia	13247060404						
Georgia	13247060405						
Georgia	13247060406						
Georgia	13247060407						
Georgia	13249960100						
Georgia	13249960200						
Georgia	13251970200						
Georgia	13251970300						
Georgia	13251970400						
Georgia	13251970500						
Georgia	13251970600						
Georgia	13253200100						
Georgia	13253200200						
Georgia	13253200300						
Georgia	13255160100						
Georgia	13255160200						
Georgia	13255160300						

AMERICAN OVERSIGHT

State	2012-2016 ACS LIC Tract	Enter "YES" Below to Nominate LIC	2012-2016 Tract Poverty Rate	2012-2016 Tract Median Family Income	2012-2016 State Median Family Income	2012-2016 Core Based Statistical Area (CBSA) Median Family Income	Metro/Non-Metro
Georgia	13255160400						
Georgia	13255160500						
Georgia	13255160600						
Georgia	13255160700						
Georgia	13255160800						
Georgia	13255160900						
Georgia	13255161000						
Georgia	13255161100						
Georgia	13255161200						
Georgia	13257970100						
Georgia	13257970200						
Georgia	13257970301						
Georgia	13257970302						
Georgia	13257970400						
Georgia	13259950100						
Georgia	13259950400						
Georgia	13261950100						
Georgia	13261950200						
Georgia	13261950300						
Georgia	13261950400						
Georgia	13261950500						
Georgia	13261950600						
Georgia	13261950700						
Georgia	13261950800						
Georgia	13263960100						
Georgia	13263960200						
Georgia	13263960300						
Georgia	13265010200						
Georgia	13267950100						
Georgia	13267950201						
Georgia	13267950202						
Georgia	13267950300						
Georgia	13267950400						
Georgia	13269950100						
Georgia	13269950200						
Georgia	13269950300						
Georgia	13271950100						
Georgia	13271950200						
Georgia	13271950500						
Georgia	13273120200						
Georgia	13273120300						
Georgia	13273120400						
Georgia	13273120500						
Georgia	13275960100						
Georgia	13275960200						
Georgia	13275960300						
Georgia	13275960400						
Georgia	13275960500						

AMERICAN OVERSIGHT

State	2012-2016 ACS LIC Tract	Enter "YES" Below to Nominate LIC	2012-2016 Tract Poverty Rate	2012-2016 Tract Median Family Income	2012-2016 State Median Family Income	2012-2016 Core Based Statistical Area (CBSA) Median Family Income	Metro/Non-Metro
Georgia	13275960600						
Georgia	13275960700						
Georgia	13275960800						
Georgia	13275960900						
Georgia	13275961000						
Georgia	13275961100						
Georgia	13277960100						
Georgia	13277960200						
Georgia	13277960300						
Georgia	13277960400						
Georgia	13277960500						
Georgia	13277960600						
Georgia	13277960700						
Georgia	13277960800						
Georgia	13277960900						
Georgia	13279970100						
Georgia	13279970200						
Georgia	13279970300						
Georgia	13279970400						
Georgia	13279970500						
Georgia	13279970600						
Georgia	13281960100						
Georgia	13281960200						
Georgia	13281960300						
Georgia	13283960100						
Georgia	13283960200						
Georgia	13285960100						
Georgia	13285960201						
Georgia	13285960202						
Georgia	13285960300						
Georgia	13285960400						
Georgia	13285960501						
Georgia	13285960502						
Georgia	13285960600						
Georgia	13285960700						
Georgia	13285960800						
Georgia	13285960901						
Georgia	13285960902						
Georgia	13285961000						
Georgia	13285961100						
Georgia	13287970200						
Georgia	13287970300						
Georgia	13289060100						
Georgia	13289060200						
Georgia	13291000101						
Georgia	13291000102						
Georgia	13291000201						
Georgia	13291000203						

AMERICAN OVERSIGHT

State	2012-2016 ACS LIC Tract	Enter "YES" Below to Nominate LIC	2012-2016 Tract Poverty Rate	2012-2016 Tract Median Family Income	2012-2016 State Median Family Income	2012-2016 Core Based Statistical Area (CBSA) Median Family Income	Metro/Non-Metro
Georgia	13291000204						
Georgia	13291000205						
Georgia	13293010100						
Georgia	13293010201						
Georgia	13293010202						
Georgia	13293010300						
Georgia	13293010400						
Georgia	13293010500						
Georgia	13293010600						
Georgia	13295020100						
Georgia	13295020200						
Georgia	13295020301						
Georgia	13295020302						
Georgia	13295020400						
Georgia	13295020501						
Georgia	13295020502						
Georgia	13295020601						
Georgia	13295020602						
Georgia	13295020700						
Georgia	13295020800						
Georgia	13295020901						
Georgia	13295020902						
Georgia	13297110100						
Georgia	13297110200						
Georgia	13297110300						
Georgia	13297110400						
Georgia	13297110503						
Georgia	13297110504						
Georgia	13297110505						
Georgia	13297110506						
Georgia	13297110507						
Georgia	13297110508						
Georgia	13297110601						
Georgia	13297110602						
Georgia	13297110603						
Georgia	13297110700						
Georgia	13297110800						
Georgia	13299950100						
Georgia	13299950200						
Georgia	13299950300						
Georgia	13299950400						
Georgia	13299950500						
Georgia	13299950600						
Georgia	13299950700						
Georgia	13299950800						
Georgia	13299950900						
Georgia	13301970400						
Georgia	13301970500						

AMERICAN OVERSIGHT

State	2012-2016 ACS LIC Tract	Enter "YES" Below to Nominate LIC	2012-2016 Tract Poverty Rate	2012-2016 Tract Median Family Income	2012-2016 State Median Family Income	2012-2016 Core Based Statistical Area (CBSA) Median Family Income	Metro/Non-Metro
Georgia	13303950100						
Georgia	13303950300						
Georgia	13303950400						
Georgia	13303950500						
Georgia	13303950700						
Georgia	13305970100						
Georgia	13305970200						
Georgia	13305970300						
Georgia	13305970400						
Georgia	13305970500						
Georgia	13305970600						
Georgia	13307960100						
Georgia	13307960200						
Georgia	13309780100						
Georgia	13309780200						
Georgia	13311950100						
Georgia	13311950201						
Georgia	13311950202						
Georgia	13311950203						
Georgia	13311950300						
Georgia	13313000101						
Georgia	13313000102						
Georgia	13313000200						
Georgia	13313000301						
Georgia	13313000302						
Georgia	13313000400						
Georgia	13313000501						
Georgia	13313000502						
Georgia	13313000600						
Georgia	13313000700						
Georgia	13313000800						
Georgia	13313000900						
Georgia	13313001000						
Georgia	13313001100						
Georgia	13313001200						
Georgia	13313001300						
Georgia	13313001400						
Georgia	13313001500						
Georgia	13315960100						
Georgia	13315960200						
Georgia	13315960300						
Georgia	13315960400						
Georgia	13317010101						
Georgia	13317010102						
Georgia	13317010301						
Georgia	13317010302						
Georgia	13319960200						
Georgia	13319960300						

AMERICAN OVERSIGHT

State	2012-2016 ACS LIC Tract	Enter "YES" Below to Nominate LIC	2012-2016 Tract Poverty Rate	2012-2016 Tract Median Family Income	2012-2016 State Median Family Income	2012-2016 Core Based Statistical Area (CBSA) Median Family Income	Metro/Non-Metro
Georgia	13319960400						
Georgia	13321950100						
Georgia	13321950200						
Georgia	13321950400						
Georgia	13321950500						
Georgia	13321950600						
Hawaii	15001020100						
Hawaii	15001020202						
Hawaii	15001020300						
Hawaii	15001020400						
Hawaii	15001020500						
Hawaii	15001020600						
Hawaii	15001020701						
Hawaii	15001020702						
Hawaii	15001020801						
Hawaii	15001020802						
Hawaii	15001020900						
Hawaii	15001021003						
Hawaii	15001021005						
Hawaii	15001021010						
Hawaii	15001021011						
Hawaii	15001021013						
Hawaii	15001021101						
Hawaii	15001021106						
Hawaii	15001021202						
Hawaii	15001021300						
Hawaii	15001021402						
Hawaii	15001021502						
Hawaii	15001021504						
Hawaii	15001021507						
Hawaii	15001021509						
Hawaii	15001021601						
Hawaii	15001021604						
Hawaii	15001021702						
Hawaii	15001021704						
Hawaii	15001021800						
Hawaii	15001021902						
Hawaii	15001022000						
Hawaii	15001022102						
Hawaii	15001990000						
Hawaii	15001990100						
Hawaii	15001990300						
Hawaii	15001990400						
Hawaii	15001990500						
Hawaii	15001990600						
Hawaii	15001990700						
Hawaii	15001990800						
Hawaii	15001990900						

AMERICAN OVERSIGHT

State	2012-2016 ACS LIC Tract	Enter "YES" Below to Nominate LIC	2012-2016 Tract Poverty Rate	2012-2016 Tract Median Family Income	2012-2016 State Median Family Income	2012-2016 Core Based Statistical Area (CBSA) Median Family Income	Metro/Non-Metro
Hawaii	15001991000						
Hawaii	15001991100						
Hawaii	15001991200						
Hawaii	15001991300						
Hawaii	15001991400						
Hawaii	15001991500						
Hawaii	15001991600						
Hawaii	15001991700						
Hawaii	15003000106						
Hawaii	15003000107						
Hawaii	15003000108						
Hawaii	15003000110						
Hawaii	15003000111						
Hawaii	15003000112						
Hawaii	15003000114						
Hawaii	15003000200						
Hawaii	15003000301						
Hawaii	15003000302						
Hawaii	15003000401						
Hawaii	15003000402						
Hawaii	15003000500						
Hawaii	15003000600						
Hawaii	15003000700						
Hawaii	15003000800						
Hawaii	15003000901						
Hawaii	15003000902						
Hawaii	15003000903						
Hawaii	15003001000						
Hawaii	15003001100						
Hawaii	15003001201						
Hawaii	15003001202						
Hawaii	15003001300						
Hawaii	15003001400						
Hawaii	15003001500						
Hawaii	15003001600						
Hawaii	15003001700						
Hawaii	15003001801						
Hawaii	15003001803						
Hawaii	15003001804						
Hawaii	15003001901						
Hawaii	15003001903						
Hawaii	15003001904						
Hawaii	15003002003						
Hawaii	15003002004						
Hawaii	15003002005						
Hawaii	15003002006						
Hawaii	15003002100						
Hawaii	15003002201						

AMERICAN OVERSIGHT

State	2012-2016 ACS LIC Tract	Enter "YES" Below to Nominate LIC	2012-2016 Tract Poverty Rate	2012-2016 Tract Median Family Income	2012-2016 State Median Family Income	2012-2016 Core Based Statistical Area (CBSA) Median Family Income	Metro/Non-Metro
Hawaii	15003002202						
Hawaii	15003002300						
Hawaii	15003002401						
Hawaii	15003002402						
Hawaii	15003002500						
Hawaii	15003002600						
Hawaii	15003002701						
Hawaii	15003002702						
Hawaii	15003002800						
Hawaii	15003002900						
Hawaii	15003003000						
Hawaii	15003003101						
Hawaii	15003003102						
Hawaii	15003003200						
Hawaii	15003003300						
Hawaii	15003003403						
Hawaii	15003003404						
Hawaii	15003003405						
Hawaii	15003003406						
Hawaii	15003003407						
Hawaii	15003003501						
Hawaii	15003003502						
Hawaii	15003003601						
Hawaii	15003003603						
Hawaii	15003003604						
Hawaii	15003003700						
Hawaii	15003003800						
Hawaii	15003003900						
Hawaii	15003004000						
Hawaii	15003004100						
Hawaii	15003004200						
Hawaii	15003004300						
Hawaii	15003004400						
Hawaii	15003004500						
Hawaii	15003004600						
Hawaii	15003004700						
Hawaii	15003004800						
Hawaii	15003004900						
Hawaii	15003005000						
Hawaii	15003005100						
Hawaii	15003005200						
Hawaii	15003005300						
Hawaii	15003005400						
Hawaii	15003005500						
Hawaii	15003005600						
Hawaii	15003005700						
Hawaii	15003005800						
Hawaii	15003005900						

AMERICAN OVERSIGHT

State	2012-2016 ACS LIC Tract	Enter "YES" Below to Nominate LIC	2012-2016 Tract Poverty Rate	2012-2016 Tract Median Family Income	2012-2016 State Median Family Income	2012-2016 Core Based Statistical Area (CBSA) Median Family Income	Metro/Non-Metro
Hawaii	15003006000						
Hawaii	15003006100						
Hawaii	15003006201						
Hawaii	15003006202						
Hawaii	15003006301						
Hawaii	15003006302						
Hawaii	15003006401						
Hawaii	15003006402						
Hawaii	15003006500						
Hawaii	15003006600						
Hawaii	15003006701						
Hawaii	15003006702						
Hawaii	15003006802						
Hawaii	15003006804						
Hawaii	15003006805						
Hawaii	15003006806						
Hawaii	15003006808						
Hawaii	15003006809						
Hawaii	15003006900						
Hawaii	15003007000						
Hawaii	15003007100						
Hawaii	15003007302						
Hawaii	15003007303						
Hawaii	15003007400						
Hawaii	15003007502						
Hawaii	15003007503						
Hawaii	15003007504						
Hawaii	15003007505						
Hawaii	15003007506						
Hawaii	15003007701						
Hawaii	15003007702						
Hawaii	15003007804						
Hawaii	15003007805						
Hawaii	15003007807						
Hawaii	15003007808						
Hawaii	15003007809						
Hawaii	15003007810						
Hawaii	15003007811						
Hawaii	15003008001						
Hawaii	15003008002						
Hawaii	15003008003						
Hawaii	15003008005						
Hawaii	15003008006						
Hawaii	15003008007						
Hawaii	15003008301						
Hawaii	15003008302						
Hawaii	15003008402						
Hawaii	15003008405						

AMERICAN OVERSIGHT

State	2012-2016 ACS LIC Tract	Enter "YES" Below to Nominate LIC	2012-2016 Tract Poverty Rate	2012-2016 Tract Median Family Income	2012-2016 State Median Family Income	2012-2016 Core Based Statistical Area (CBSA) Median Family Income	Metro/Non-Metro
Hawaii	15003008406						
Hawaii	15003008407						
Hawaii	15003008408						
Hawaii	15003008410						
Hawaii	15003008411						
Hawaii	15003008412						
Hawaii	15003008502						
Hawaii	15003008606						
Hawaii	15003008609						
Hawaii	15003008610						
Hawaii	15003008611						
Hawaii	15003008612						
Hawaii	15003008613						
Hawaii	15003008614						
Hawaii	15003008617						
Hawaii	15003008622						
Hawaii	15003008701						
Hawaii	15003008702						
Hawaii	15003008703						
Hawaii	15003008800						
Hawaii	15003008906						
Hawaii	15003008907						
Hawaii	15003008908						
Hawaii	15003008909						
Hawaii	15003008912						
Hawaii	15003008913						
Hawaii	15003008914						
Hawaii	15003008915						
Hawaii	15003008917						
Hawaii	15003008918						
Hawaii	15003008920						
Hawaii	15003008921						
Hawaii	15003008922						
Hawaii	15003008923						
Hawaii	15003008924						
Hawaii	15003008925						
Hawaii	15003008926						
Hawaii	15003008927						
Hawaii	15003008928						
Hawaii	15003008929						
Hawaii	15003008930						
Hawaii	15003008931						
Hawaii	15003009000						
Hawaii	15003009100						
Hawaii	15003009200						
Hawaii	15003009300						
Hawaii	15003009400						
Hawaii	15003009501						

AMERICAN OVERSIGHT

State	2012-2016 ACS LIC Tract	Enter "YES" Below to Nominate LIC	2012-2016 Tract Poverty Rate	2012-2016 Tract Median Family Income	2012-2016 State Median Family Income	2012-2016 Core Based Statistical Area (CBSA) Median Family Income	Metro/Non-Metro
Hawaii	15003009502						
Hawaii	15003009503						
Hawaii	15003009504						
Hawaii	15003009507						
Hawaii	15003009603						
Hawaii	15003009608						
Hawaii	15003009701						
Hawaii	15003009703						
Hawaii	15003009704						
Hawaii	15003009801						
Hawaii	15003009802						
Hawaii	15003009902						
Hawaii	15003009904						
Hawaii	15003010000						
Hawaii	15003010100						
Hawaii	15003010201						
Hawaii	15003010202						
Hawaii	15003010303						
Hawaii	15003010305						
Hawaii	15003010306						
Hawaii	15003010308						
Hawaii	15003010503						
Hawaii	15003010504						
Hawaii	15003010505						
Hawaii	15003010507						
Hawaii	15003010508						
Hawaii	15003010601						
Hawaii	15003010602						
Hawaii	15003010701						
Hawaii	15003010702						
Hawaii	15003010801						
Hawaii	15003010802						
Hawaii	15003010901						
Hawaii	15003010903						
Hawaii	15003010904						
Hawaii	15003010905						
Hawaii	15003011000						
Hawaii	15003011103						
Hawaii	15003011104						
Hawaii	15003011105						
Hawaii	15003011106						
Hawaii	15003011201						
Hawaii	15003011202						
Hawaii	15003011300						
Hawaii	15003011400						
Hawaii	15003011500						
Hawaii	15003940001						
Hawaii	15003940002						

AMERICAN OVERSIGHT

State	2012-2016 ACS LIC Tract	Enter "YES" Below to Nominate LIC	2012-2016 Tract Poverty Rate	2012-2016 Tract Median Family Income	2012-2016 State Median Family Income	2012-2016 Core Based Statistical Area (CBSA) Median Family Income	Metro/Non-Metro
Hawaii	15003980000						
Hawaii	15003980200						
Hawaii	15003980300						
Hawaii	15003980600						
Hawaii	15003980700						
Hawaii	15003980800						
Hawaii	15003981000						
Hawaii	15003981100						
Hawaii	15003981200						
Hawaii	15003981300						
Hawaii	15003981400						
Hawaii	15003990001						
Hawaii	15005031900						
Hawaii	15005990000						
Hawaii	15007040103						
Hawaii	15007040104						
Hawaii	15007040204						
Hawaii	15007040205						
Hawaii	15007040300						
Hawaii	15007040400						
Hawaii	15007040500						
Hawaii	15007040603						
Hawaii	15007040604						
Hawaii	15007040700						
Hawaii	15007040800						
Hawaii	15007040900						
Hawaii	15007041200						
Hawaii	15007940000						
Hawaii	15007990100						
Hawaii	15007990200						
Hawaii	15007990300						
Hawaii	15009030100						
Hawaii	15009030201						
Hawaii	15009030202						
Hawaii	15009030301						
Hawaii	15009030303						
Hawaii	15009030402						
Hawaii	15009030403						
Hawaii	15009030404						
Hawaii	15009030501						
Hawaii	15009030705						
Hawaii	15009030706						
Hawaii	15009030707						
Hawaii	15009030708						
Hawaii	15009030709						
Hawaii	15009030710						
Hawaii	15009030800						
Hawaii	15009030901						

AMERICAN OVERSIGHT

State	2012-2016 ACS LIC Tract	Enter "YES" Below to Nominate LIC	2012-2016 Tract Poverty Rate	2012-2016 Tract Median Family Income	2012-2016 State Median Family Income	2012-2016 Core Based Statistical Area (CBSA) Median Family Income	Metro/Non-Metro
Hawaii	15009030902						
Hawaii	15009030903						
Hawaii	15009031000						
Hawaii	15009031101						
Hawaii	15009031102						
Hawaii	15009031103						
Hawaii	15009031402						
Hawaii	15009031404						
Hawaii	15009031405						
Hawaii	15009031501						
Hawaii	15009031502						
Hawaii	15009031503						
Hawaii	15009031601						
Hawaii	15009031700						
Hawaii	15009031801						
Hawaii	15009031900						
Hawaii	15009032000						
Hawaii	15009980000						
Hawaii	15009990000						
Hawaii	15009990200						
Hawaii	15009991200						
Idaho	16001000100						
Idaho	16001000201						
Idaho	16001000202						
Idaho	16001000302						
Idaho	16001000303						
Idaho	16001000304						
Idaho	16001000400						
Idaho	16001000500						
Idaho	16001000600						
Idaho	16001000701						
Idaho	16001000702						
Idaho	16001000802						
Idaho	16001000803						
Idaho	16001000804						
Idaho	16001000805						
Idaho	16001000900						
Idaho	16001001000						
Idaho	16001001100						
Idaho	16001001201						
Idaho	16001001202						
Idaho	16001001400						
Idaho	16001001500						
Idaho	16001001600						
Idaho	16001001700						
Idaho	16001001800						
Idaho	16001001900						
Idaho	16001002000						

AMERICAN OVERSIGHT

State	2012-2016 ACS LIC Tract	Enter "YES" Below to Nominate LIC	2012-2016 Tract Poverty Rate	2012-2016 Tract Median Family Income	2012-2016 State Median Family Income	2012-2016 Core Based Statistical Area (CBSA) Median Family Income	Metro/Non-Metro
Idaho	16001002100						
Idaho	16001002221						
Idaho	16001002222						
Idaho	16001002223						
Idaho	16001002224						
Idaho	16001002302						
Idaho	16001002310						
Idaho	16001002312						
Idaho	16001002313						
Idaho	16001002410						
Idaho	16001002411						
Idaho	16001002412						
Idaho	16001002413						
Idaho	16001010100						
Idaho	16001010201						
Idaho	16001010221						
Idaho	16001010223						
Idaho	16001010224						
Idaho	16001010225						
Idaho	16001010313						
Idaho	16001010321						
Idaho	16001010322						
Idaho	16001010331						
Idaho	16001010332						
Idaho	16001010333						
Idaho	16001010334						
Idaho	16001010335						
Idaho	16001010401						
Idaho	16001010402						
Idaho	16001010501						
Idaho	16001010503						
Idaho	16001010504						
Idaho	16003950100						
Idaho	16003950200						
Idaho	16005000200						
Idaho	16005000300						
Idaho	16005000400						
Idaho	16005000500						
Idaho	16005000600						
Idaho	16005000700						
Idaho	16005000800						
Idaho	16005000900						
Idaho	16005001000						
Idaho	16005001101						
Idaho	16005001102						
Idaho	16005001200						
Idaho	16005001300						
Idaho	16005001400						

AMERICAN OVERSIGHT

State	2012-2016 ACS LIC Tract	Enter "YES" Below to Nominate LIC	2012-2016 Tract Poverty Rate	2012-2016 Tract Median Family Income	2012-2016 State Median Family Income	2012-2016 Core Based Statistical Area (CBSA) Median Family Income	Metro/Non-Metro
Idaho	16005001500						
Idaho	16005001601						
Idaho	16005001602						
Idaho	16005001603						
Idaho	16005001700						
Idaho	16005001900						
Idaho	16005940000						
Idaho	16005981800						
Idaho	16007950100						
Idaho	16007950200						
Idaho	16009940000						
Idaho	16009950100						
Idaho	16011940000						
Idaho	16011950100						
Idaho	16011950200						
Idaho	16011950300						
Idaho	16011950400						
Idaho	16011950500						
Idaho	16011950600						
Idaho	16011950700						
Idaho	16013960100						
Idaho	16013960200						
Idaho	16013960300						
Idaho	16013960500						
Idaho	16015950200						
Idaho	16017950100						
Idaho	16017950200						
Idaho	16017950300						
Idaho	16017950400						
Idaho	16017950500						
Idaho	16017950600						
Idaho	16017950700						
Idaho	16017950800						
Idaho	16017950900						
Idaho	16019970100						
Idaho	16019970300						
Idaho	16019970401						
Idaho	16019970402						
Idaho	16019970403						
Idaho	16019970501						
Idaho	16019970502						
Idaho	16019970503						
Idaho	16019970601						
Idaho	16019970602						
Idaho	16019970603						
Idaho	16019970700						
Idaho	16019970800						
Idaho	16019970900						

AMERICAN OVERSIGHT

State	2012-2016 ACS LIC Tract	Enter "YES" Below to Nominate LIC	2012-2016 Tract Poverty Rate	2012-2016 Tract Median Family Income	2012-2016 State Median Family Income	2012-2016 Core Based Statistical Area (CBSA) Median Family Income	Metro/Non-Metro
Idaho	16019971000						
Idaho	16019971100						
Idaho	16019971200						
Idaho	16019971301						
Idaho	16019971302						
Idaho	16019971400						
Idaho	16019971500						
Idaho	16021970100						
Idaho	16021970200						
Idaho	16023970100						
Idaho	16025970100						
Idaho	16027020100						
Idaho	16027020200						
Idaho	16027020300						
Idaho	16027020401						
Idaho	16027020402						
Idaho	16027020501						
Idaho	16027020503						
Idaho	16027020504						
Idaho	16027020601						
Idaho	16027020602						
Idaho	16027020700						
Idaho	16027020901						
Idaho	16027020902						
Idaho	16027021001						
Idaho	16027021002						
Idaho	16027021100						
Idaho	16027021200						
Idaho	16027021300						
Idaho	16027021500						
Idaho	16027021600						
Idaho	16027021700						
Idaho	16027021800						
Idaho	16027021901						
Idaho	16027021903						
Idaho	16027021904						
Idaho	16027022100						
Idaho	16027022200						
Idaho	16027022300						
Idaho	16027022400						
Idaho	16029960100						
Idaho	16029960200						
Idaho	16031950100						
Idaho	16031950200						
Idaho	16031950300						
Idaho	16031950400						
Idaho	16031950500						
Idaho	16031950600						

AMERICAN OVERSIGHT

State	2012-2016 ACS LIC Tract	Enter "YES" Below to Nominate LIC	2012-2016 Tract Poverty Rate	2012-2016 Tract Median Family Income	2012-2016 State Median Family Income	2012-2016 Core Based Statistical Area (CBSA) Median Family Income	Metro/Non-Metro
Idaho	16033950100						
Idaho	16035940000						
Idaho	16035970100						
Idaho	16037960200						
Idaho	16039960100						
Idaho	16039960200						
Idaho	16039960300						
Idaho	16039960400						
Idaho	16039960500						
Idaho	16041970100						
Idaho	16041970200						
Idaho	16043970100						
Idaho	16043970200						
Idaho	16043970300						
Idaho	16045960100						
Idaho	16045960200						
Idaho	16045960300						
Idaho	16047960100						
Idaho	16047960200						
Idaho	16049940000						
Idaho	16049960100						
Idaho	16049960200						
Idaho	16049960300						
Idaho	16049960400						
Idaho	16051960100						
Idaho	16051960200						
Idaho	16051960300						
Idaho	16051960400						
Idaho	16053970100						
Idaho	16053970200						
Idaho	16053970300						
Idaho	16053970400						
Idaho	16053970500						
Idaho	16055000100						
Idaho	16055000200						
Idaho	16055000301						
Idaho	16055000302						
Idaho	16055000401						
Idaho	16055000402						
Idaho	16055000500						
Idaho	16055000601						
Idaho	16055000602						
Idaho	16055000700						
Idaho	16055000800						
Idaho	16055000900						
Idaho	16055001001						
Idaho	16055001002						
Idaho	16055001100						

AMERICAN OVERSIGHT

State	2012-2016 ACS LIC Tract	Enter "YES" Below to Nominate LIC	2012-2016 Tract Poverty Rate	2012-2016 Tract Median Family Income	2012-2016 State Median Family Income	2012-2016 Core Based Statistical Area (CBSA) Median Family Income	Metro/Non-Metro
Idaho	16055001200						
Idaho	16055001300						
Idaho	16055001400						
Idaho	16055001500						
Idaho	16055001600						
Idaho	16055001700						
Idaho	16055001800						
Idaho	16055001900						
Idaho	16055002000						
Idaho	16055940000						
Idaho	16057005100						
Idaho	16057005200						
Idaho	16057005300						
Idaho	16057005400						
Idaho	16057005500						
Idaho	16057005600						
Idaho	16057005700						
Idaho	16059970100						
Idaho	16059970200						
Idaho	16059970300						
Idaho	16061940001						
Idaho	16061940002						
Idaho	16061950300						
Idaho	16063950100						
Idaho	16065950100						
Idaho	16065950200						
Idaho	16065950301						
Idaho	16065950302						
Idaho	16065950400						
Idaho	16065950500						
Idaho	16067970100						
Idaho	16067970200						
Idaho	16067970300						
Idaho	16067970400						
Idaho	16067970500						
Idaho	16069940000						
Idaho	16069960200						
Idaho	16069960300						
Idaho	16069960400						
Idaho	16069960500						
Idaho	16069960600						
Idaho	16069960700						
Idaho	16069960800						
Idaho	16069960900						
Idaho	16069961000						
Idaho	16071960100						
Idaho	16073950101						
Idaho	16073950102						

AMERICAN OVERSIGHT

State	2012-2016 ACS LIC Tract	Enter "YES" Below to Nominate LIC	2012-2016 Tract Poverty Rate	2012-2016 Tract Median Family Income	2012-2016 State Median Family Income	2012-2016 Core Based Statistical Area (CBSA) Median Family Income	Metro/Non-Metro
Idaho	16073950200						
Idaho	16075960100						
Idaho	16075960200						
Idaho	16075960300						
Idaho	16075960400						
Idaho	16077960100						
Idaho	16077960200						
Idaho	16079960200						
Idaho	16079960300						
Idaho	16079960400						
Idaho	16081960100						
Idaho	16083000200						
Idaho	16083000300						
Idaho	16083000400						
Idaho	16083000500						
Idaho	16083000600						
Idaho	16083000700						
Idaho	16083000800						
Idaho	16083000900						
Idaho	16083001000						
Idaho	16083001100						
Idaho	16083001200						
Idaho	16083001300						
Idaho	16083001400						
Idaho	16083001500						
Idaho	16085970100						
Idaho	16085970200						
Idaho	16085970300						
Idaho	16087970100						
Idaho	16087970200						
Idaho	16087970300						
Illinois	17001000100						
Illinois	17001000201						
Illinois	17001000202						
Illinois	17001000400						
Illinois	17001000500						
Illinois	17001000600						
Illinois	17001000700						
Illinois	17001000800						
Illinois	17001000900						
Illinois	17001001001						
Illinois	17001001002						
Illinois	17001001100						
Illinois	17001010100						
Illinois	17001010200						
Illinois	17001010300						
Illinois	17001010400						
Illinois	17001010500						

AMERICAN OVERSIGHT

State	2012-2016 ACS LIC Tract	Enter "YES" Below to Nominate LIC	2012-2016 Tract Poverty Rate	2012-2016 Tract Median Family Income	2012-2016 State Median Family Income	2012-2016 Core Based Statistical Area (CBSA) Median Family Income	Metro/Non-Metro
Illinois	17001010600						
Illinois	17003957600						
Illinois	17003957700						
Illinois	17003957800						
Illinois	17003957900						
Illinois	17005951200						
Illinois	17005951300						
Illinois	17005951400						
Illinois	17005951500						
Illinois	17007010100						
Illinois	17007010200						
Illinois	17007010300						
Illinois	17007010400						
Illinois	17007010500						
Illinois	17007010601						
Illinois	17007010602						
Illinois	17009970400						
Illinois	17009970500						
Illinois	17011964700						
Illinois	17011964800						
Illinois	17011964900						
Illinois	17011965000						
Illinois	17011965100						
Illinois	17011965200						
Illinois	17011965300						
Illinois	17011965400						
Illinois	17011965500						
Illinois	17011965600						
Illinois	17013951200						
Illinois	17013951300						
Illinois	17015960100						
Illinois	17015960200						
Illinois	17015960300						
Illinois	17015960400						
Illinois	17015960500						
Illinois	17015960600						
Illinois	17017960100						
Illinois	17017960200						
Illinois	17017960300						
Illinois	17017960400						
Illinois	17017960500						
Illinois	17019000200						
Illinois	17019000301						
Illinois	17019000302						
Illinois	17019000401						
Illinois	17019000402						
Illinois	17019000500						
Illinois	17019000700						

AMERICAN OVERSIGHT

State	2012-2016 ACS LIC Tract	Enter "YES" Below to Nominate LIC	2012-2016 Tract Poverty Rate	2012-2016 Tract Median Family Income	2012-2016 State Median Family Income	2012-2016 Core Based Statistical Area (CBSA) Median Family Income	Metro/Non-Metro
Illinois	17019000800						
Illinois	17019000901						
Illinois	17019000902						
Illinois	17019001000						
Illinois	17019001100						
Illinois	17019001201						
Illinois	17019001203						
Illinois	17019001204						
Illinois	17019001205						
Illinois	17019001206						
Illinois	17019001301						
Illinois	17019001302						
Illinois	17019001400						
Illinois	17019005300						
Illinois	17019005401						
Illinois	17019005402						
Illinois	17019005500						
Illinois	17019005600						
Illinois	17019005701						
Illinois	17019005702						
Illinois	17019005800						
Illinois	17019005900						
Illinois	17019006000						
Illinois	17019010100						
Illinois	17019010204						
Illinois	17019010300						
Illinois	17019010400						
Illinois	17019010500						
Illinois	17019010601						
Illinois	17019010603						
Illinois	17019010604						
Illinois	17019010700						
Illinois	17019010800						
Illinois	17019010900						
Illinois	17019011000						
Illinois	17019011100						
Illinois	17021958100						
Illinois	17021958200						
Illinois	17021958300						
Illinois	17021958400						
Illinois	17021958500						
Illinois	17021958600						
Illinois	17021958700						
Illinois	17021958800						
Illinois	17021958900						
Illinois	17021959000						
Illinois	17023060100						
Illinois	17023060200						

AMERICAN OVERSIGHT

State	2012-2016 ACS LIC Tract	Enter "YES" Below to Nominate LIC	2012-2016 Tract Poverty Rate	2012-2016 Tract Median Family Income	2012-2016 State Median Family Income	2012-2016 Core Based Statistical Area (CBSA) Median Family Income	Metro/Non-Metro
Illinois	17023060300						
Illinois	17023060400						
Illinois	17025971900						
Illinois	17025972000						
Illinois	17025972100						
Illinois	17025972200						
Illinois	17027900100						
Illinois	17027900200						
Illinois	17027900300						
Illinois	17027900401						
Illinois	17027900402						
Illinois	17027900500						
Illinois	17027900601						
Illinois	17027900602						
Illinois	17029000100						
Illinois	17029000200						
Illinois	17029000300						
Illinois	17029000400						
Illinois	17029000500						
Illinois	17029000600						
Illinois	17029000700						
Illinois	17029000800						
Illinois	17029000900						
Illinois	17029001000						
Illinois	17029001100						
Illinois	17029001200						
Illinois	17031010100						
Illinois	17031010201						
Illinois	17031010202						
Illinois	17031010300						
Illinois	17031010400						
Illinois	17031010501						
Illinois	17031010502						
Illinois	17031010503						
Illinois	17031010600						
Illinois	17031010701						
Illinois	17031010702						
Illinois	17031020100						
Illinois	17031020200						
Illinois	17031020301						
Illinois	17031020302						
Illinois	17031020400						
Illinois	17031020500						
Illinois	17031020601						
Illinois	17031020602						
Illinois	17031020701						
Illinois	17031020702						
Illinois	17031020801						

AMERICAN OVERSIGHT

State	2012-2016 ACS LIC Tract	Enter "YES" Below to Nominate LIC	2012-2016 Tract Poverty Rate	2012-2016 Tract Median Family Income	2012-2016 State Median Family Income	2012-2016 Core Based Statistical Area (CBSA) Median Family Income	Metro/Non-Metro
Illinois	17031020802						
Illinois	17031020901						
Illinois	17031020902						
Illinois	17031030101						
Illinois	17031030102						
Illinois	17031030103						
Illinois	17031030104						
Illinois	17031030200						
Illinois	17031030300						
Illinois	17031030400						
Illinois	17031030500						
Illinois	17031030601						
Illinois	17031030603						
Illinois	17031030604						
Illinois	17031030701						
Illinois	17031030702						
Illinois	17031030703						
Illinois	17031030706						
Illinois	17031030800						
Illinois	17031030900						
Illinois	17031031000						
Illinois	17031031100						
Illinois	17031031200						
Illinois	17031031300						
Illinois	17031031400						
Illinois	17031031501						
Illinois	17031031502						
Illinois	17031031700						
Illinois	17031031800						
Illinois	17031031900						
Illinois	17031032100						
Illinois	17031040100						
Illinois	17031040201						
Illinois	17031040202						
Illinois	17031040300						
Illinois	17031040401						
Illinois	17031040402						
Illinois	17031040600						
Illinois	17031040700						
Illinois	17031040800						
Illinois	17031040900						
Illinois	17031050100						
Illinois	17031050200						
Illinois	17031050300						
Illinois	17031050500						
Illinois	17031050600						
Illinois	17031050700						
Illinois	17031050800						

AMERICAN OVERSIGHT

State	2012-2016 ACS LIC Tract	Enter "YES" Below to Nominate LIC	2012-2016 Tract Poverty Rate	2012-2016 Tract Median Family Income	2012-2016 State Median Family Income	2012-2016 Core Based Statistical Area (CBSA) Median Family Income	Metro/Non-Metro
Illinois	17031050900						
Illinois	17031051000						
Illinois	17031051100						
Illinois	17031051200						
Illinois	17031051300						
Illinois	17031051400						
Illinois	17031060100						
Illinois	17031060200						
Illinois	17031060300						
Illinois	17031060400						
Illinois	17031060500						
Illinois	17031060800						
Illinois	17031060900						
Illinois	17031061000						
Illinois	17031061100						
Illinois	17031061200						
Illinois	17031061500						
Illinois	17031061800						
Illinois	17031061901						
Illinois	17031061902						
Illinois	17031062000						
Illinois	17031062100						
Illinois	17031062200						
Illinois	17031062300						
Illinois	17031062400						
Illinois	17031062500						
Illinois	17031062600						
Illinois	17031062700						
Illinois	17031062800						
Illinois	17031062900						
Illinois	17031063000						
Illinois	17031063100						
Illinois	17031063200						
Illinois	17031063301						
Illinois	17031063302						
Illinois	17031063303						
Illinois	17031063400						
Illinois	17031070101						
Illinois	17031070102						
Illinois	17031070103						
Illinois	17031070200						
Illinois	17031070300						
Illinois	17031070400						
Illinois	17031070500						
Illinois	17031070600						
Illinois	17031070700						
Illinois	17031071000						
Illinois	17031071100						

AMERICAN OVERSIGHT

State	2012-2016 ACS LIC Tract	Enter "YES" Below to Nominate LIC	2012-2016 Tract Poverty Rate	2012-2016 Tract Median Family Income	2012-2016 State Median Family Income	2012-2016 Core Based Statistical Area (CBSA) Median Family Income	Metro/Non-Metro
Illinois	17031071200						
Illinois	17031071300						
Illinois	17031071400						
Illinois	17031071500						
Illinois	17031071600						
Illinois	17031071700						
Illinois	17031071800						
Illinois	17031080100						
Illinois	17031080201						
Illinois	17031080202						
Illinois	17031080300						
Illinois	17031080400						
Illinois	17031081000						
Illinois	17031081100						
Illinois	17031081201						
Illinois	17031081202						
Illinois	17031081300						
Illinois	17031081401						
Illinois	17031081402						
Illinois	17031081403						
Illinois	17031081500						
Illinois	17031081600						
Illinois	17031081700						
Illinois	17031081800						
Illinois	17031081900						
Illinois	17031090100						
Illinois	17031090200						
Illinois	17031090300						
Illinois	17031100100						
Illinois	17031100200						
Illinois	17031100300						
Illinois	17031100400						
Illinois	17031100500						
Illinois	17031100600						
Illinois	17031100700						
Illinois	17031110100						
Illinois	17031110200						
Illinois	17031110300						
Illinois	17031110400						
Illinois	17031110501						
Illinois	17031110502						
Illinois	17031120100						
Illinois	17031120200						
Illinois	17031120300						
Illinois	17031120400						
Illinois	17031130100						
Illinois	17031130200						
Illinois	17031130300						

AMERICAN OVERSIGHT

State	2012-2016 ACS LIC Tract	Enter "YES" Below to Nominate LIC	2012-2016 Tract Poverty Rate	2012-2016 Tract Median Family Income	2012-2016 State Median Family Income	2012-2016 Core Based Statistical Area (CBSA) Median Family Income	Metro/Non-Metro
Illinois	17031140100						
Illinois	17031140200						
Illinois	17031140301						
Illinois	17031140302						
Illinois	17031140400						
Illinois	17031140500						
Illinois	17031140601						
Illinois	17031140602						
Illinois	17031140701						
Illinois	17031140702						
Illinois	17031140800						
Illinois	17031150200						
Illinois	17031150300						
Illinois	17031150401						
Illinois	17031150402						
Illinois	17031150501						
Illinois	17031150502						
Illinois	17031150600						
Illinois	17031150700						
Illinois	17031150800						
Illinois	17031151001						
Illinois	17031151002						
Illinois	17031151100						
Illinois	17031151200						
Illinois	17031160100						
Illinois	17031160200						
Illinois	17031160300						
Illinois	17031160400						
Illinois	17031160501						
Illinois	17031160502						
Illinois	17031160601						
Illinois	17031160602						
Illinois	17031160700						
Illinois	17031160800						
Illinois	17031160900						
Illinois	17031161000						
Illinois	17031161100						
Illinois	17031161200						
Illinois	17031161300						
Illinois	17031170100						
Illinois	17031170200						
Illinois	17031170300						
Illinois	17031170400						
Illinois	17031170500						
Illinois	17031170600						
Illinois	17031170700						
Illinois	17031170800						
Illinois	17031170900						

AMERICAN OVERSIGHT

State	2012-2016 ACS LIC Tract	Enter "YES" Below to Nominate LIC	2012-2016 Tract Poverty Rate	2012-2016 Tract Median Family Income	2012-2016 State Median Family Income	2012-2016 Core Based Statistical Area (CBSA) Median Family Income	Metro/Non-Metro
Illinois	17031171000						
Illinois	17031171100						
Illinois	17031180100						
Illinois	17031190100						
Illinois	17031190200						
Illinois	17031190300						
Illinois	17031190401						
Illinois	17031190402						
Illinois	17031190601						
Illinois	17031190602						
Illinois	17031190701						
Illinois	17031190702						
Illinois	17031190800						
Illinois	17031190900						
Illinois	17031191000						
Illinois	17031191100						
Illinois	17031191200						
Illinois	17031191301						
Illinois	17031191302						
Illinois	17031200100						
Illinois	17031200200						
Illinois	17031200300						
Illinois	17031200401						
Illinois	17031200402						
Illinois	17031210100						
Illinois	17031210400						
Illinois	17031210501						
Illinois	17031210502						
Illinois	17031210601						
Illinois	17031210602						
Illinois	17031210700						
Illinois	17031210800						
Illinois	17031210900						
Illinois	17031220300						
Illinois	17031220400						
Illinois	17031220500						
Illinois	17031220601						
Illinois	17031220602						
Illinois	17031220701						
Illinois	17031220702						
Illinois	17031220901						
Illinois	17031220902						
Illinois	17031221000						
Illinois	17031221100						
Illinois	17031221200						
Illinois	17031221300						
Illinois	17031221400						
Illinois	17031221500						

AMERICAN OVERSIGHT

State	2012-2016 ACS LIC Tract	Enter "YES" Below to Nominate LIC	2012-2016 Tract Poverty Rate	2012-2016 Tract Median Family Income	2012-2016 State Median Family Income	2012-2016 Core Based Statistical Area (CBSA) Median Family Income	Metro/Non-Metro
Illinois	17031221600						
Illinois	17031222200						
Illinois	17031222500						
Illinois	17031222600						
Illinois	17031222700						
Illinois	17031222800						
Illinois	17031222900						
Illinois	17031230100						
Illinois	17031230200						
Illinois	17031230300						
Illinois	17031230400						
Illinois	17031230500						
Illinois	17031230600						
Illinois	17031230700						
Illinois	17031230800						
Illinois	17031230900						
Illinois	17031231100						
Illinois	17031231200						
Illinois	17031231500						
Illinois	17031240200						
Illinois	17031240300						
Illinois	17031240500						
Illinois	17031240600						
Illinois	17031240700						
Illinois	17031240800						
Illinois	17031240900						
Illinois	17031241000						
Illinois	17031241100						
Illinois	17031241200						
Illinois	17031241300						
Illinois	17031241400						
Illinois	17031241500						
Illinois	17031241600						
Illinois	17031242000						
Illinois	17031242100						
Illinois	17031242200						
Illinois	17031242300						
Illinois	17031242400						
Illinois	17031242500						
Illinois	17031242600						
Illinois	17031242700						
Illinois	17031242800						
Illinois	17031242900						
Illinois	17031243000						
Illinois	17031243100						
Illinois	17031243200						
Illinois	17031243300						
Illinois	17031243400						

AMERICAN OVERSIGHT

State	2012-2016 ACS LIC Tract	Enter "YES" Below to Nominate LIC	2012-2016 Tract Poverty Rate	2012-2016 Tract Median Family Income	2012-2016 State Median Family Income	2012-2016 Core Based Statistical Area (CBSA) Median Family Income	Metro/Non-Metro
Illinois	17031243500						
Illinois	17031250200						
Illinois	17031250300						
Illinois	17031250400						
Illinois	17031250500						
Illinois	17031250600						
Illinois	17031250700						
Illinois	17031250800						
Illinois	17031251000						
Illinois	17031251100						
Illinois	17031251200						
Illinois	17031251300						
Illinois	17031251400						
Illinois	17031251500						
Illinois	17031251600						
Illinois	17031251700						
Illinois	17031251800						
Illinois	17031251900						
Illinois	17031252000						
Illinois	17031252101						
Illinois	17031252102						
Illinois	17031252201						
Illinois	17031252202						
Illinois	17031260100						
Illinois	17031260200						
Illinois	17031260300						
Illinois	17031260400						
Illinois	17031260500						
Illinois	17031260600						
Illinois	17031260700						
Illinois	17031260800						
Illinois	17031260900						
Illinois	17031261000						
Illinois	17031270500						
Illinois	17031271200						
Illinois	17031271300						
Illinois	17031271400						
Illinois	17031271500						
Illinois	17031271800						
Illinois	17031280100						
Illinois	17031280400						
Illinois	17031280800						
Illinois	17031280900						
Illinois	17031281900						
Illinois	17031282700						
Illinois	17031282800						
Illinois	17031283100						
Illinois	17031283200						

AMERICAN OVERSIGHT

State	2012-2016 ACS LIC Tract	Enter "YES" Below to Nominate LIC	2012-2016 Tract Poverty Rate	2012-2016 Tract Median Family Income	2012-2016 State Median Family Income	2012-2016 Core Based Statistical Area (CBSA) Median Family Income	Metro/Non-Metro
Illinois	17031283800						
Illinois	17031290900						
Illinois	17031291200						
Illinois	17031291600						
Illinois	17031292200						
Illinois	17031292400						
Illinois	17031292500						
Illinois	17031300500						
Illinois	17031300600						
Illinois	17031300700						
Illinois	17031300800						
Illinois	17031300900						
Illinois	17031301100						
Illinois	17031301200						
Illinois	17031301600						
Illinois	17031301701						
Illinois	17031301702						
Illinois	17031301801						
Illinois	17031301802						
Illinois	17031301803						
Illinois	17031310200						
Illinois	17031310300						
Illinois	17031310400						
Illinois	17031310500						
Illinois	17031310600						
Illinois	17031310700						
Illinois	17031310800						
Illinois	17031310900						
Illinois	17031320100						
Illinois	17031320400						
Illinois	17031320600						
Illinois	17031330100						
Illinois	17031330200						
Illinois	17031340300						
Illinois	17031340400						
Illinois	17031340500						
Illinois	17031340600						
Illinois	17031350100						
Illinois	17031350400						
Illinois	17031351000						
Illinois	17031351100						
Illinois	17031351400						
Illinois	17031351500						
Illinois	17031360200						
Illinois	17031380100						
Illinois	17031380200						
Illinois	17031380500						
Illinois	17031380700						

AMERICAN OVERSIGHT

State	2012-2016 ACS LIC Tract	Enter "YES" Below to Nominate LIC	2012-2016 Tract Poverty Rate	2012-2016 Tract Median Family Income	2012-2016 State Median Family Income	2012-2016 Core Based Statistical Area (CBSA) Median Family Income	Metro/Non-Metro
Illinois	17031381200						
Illinois	17031381400						
Illinois	17031381500						
Illinois	17031381700						
Illinois	17031381800						
Illinois	17031381900						
Illinois	17031390100						
Illinois	17031390200						
Illinois	17031390300						
Illinois	17031390400						
Illinois	17031390500						
Illinois	17031390600						
Illinois	17031390700						
Illinois	17031400300						
Illinois	17031400400						
Illinois	17031400500						
Illinois	17031400800						
Illinois	17031410100						
Illinois	17031410200						
Illinois	17031410500						
Illinois	17031410600						
Illinois	17031410700						
Illinois	17031410800						
Illinois	17031410900						
Illinois	17031411000						
Illinois	17031411100						
Illinois	17031411200						
Illinois	17031420100						
Illinois	17031420200						
Illinois	17031420300						
Illinois	17031420400						
Illinois	17031420500						
Illinois	17031420600						
Illinois	17031420700						
Illinois	17031420800						
Illinois	17031421200						
Illinois	17031430101						
Illinois	17031430102						
Illinois	17031430200						
Illinois	17031430300						
Illinois	17031430400						
Illinois	17031430500						
Illinois	17031430600						
Illinois	17031430700						
Illinois	17031430800						
Illinois	17031430900						
Illinois	17031431200						
Illinois	17031431301						

AMERICAN OVERSIGHT

State	2012-2016 ACS LIC Tract	Enter "YES" Below to Nominate LIC	2012-2016 Tract Poverty Rate	2012-2016 Tract Median Family Income	2012-2016 State Median Family Income	2012-2016 Core Based Statistical Area (CBSA) Median Family Income	Metro/Non-Metro
Illinois	17031431302						
Illinois	17031431400						
Illinois	17031440101						
Illinois	17031440102						
Illinois	17031440201						
Illinois	17031440202						
Illinois	17031440300						
Illinois	17031440600						
Illinois	17031440700						
Illinois	17031440800						
Illinois	17031440900						
Illinois	17031450300						
Illinois	17031460100						
Illinois	17031460200						
Illinois	17031460301						
Illinois	17031460302						
Illinois	17031460400						
Illinois	17031460500						
Illinois	17031460600						
Illinois	17031460700						
Illinois	17031461000						
Illinois	17031470100						
Illinois	17031480100						
Illinois	17031480200						
Illinois	17031480300						
Illinois	17031480400						
Illinois	17031480500						
Illinois	17031490300						
Illinois	17031490400						
Illinois	17031490500						
Illinois	17031490600						
Illinois	17031490700						
Illinois	17031490800						
Illinois	17031490901						
Illinois	17031490902						
Illinois	17031491000						
Illinois	17031491100						
Illinois	17031491200						
Illinois	17031491300						
Illinois	17031491400						
Illinois	17031500100						
Illinois	17031500200						
Illinois	17031500300						
Illinois	17031510100						
Illinois	17031510200						
Illinois	17031510300						
Illinois	17031520100						
Illinois	17031520200						

AMERICAN OVERSIGHT

State	2012-2016 ACS LIC Tract	Enter "YES" Below to Nominate LIC	2012-2016 Tract Poverty Rate	2012-2016 Tract Median Family Income	2012-2016 State Median Family Income	2012-2016 Core Based Statistical Area (CBSA) Median Family Income	Metro/Non-Metro
Illinois	17031520300						
Illinois	17031520400						
Illinois	17031520500						
Illinois	17031520600						
Illinois	17031530100						
Illinois	17031530200						
Illinois	17031530300						
Illinois	17031530400						
Illinois	17031530501						
Illinois	17031530502						
Illinois	17031530503						
Illinois	17031530600						
Illinois	17031540101						
Illinois	17031540102						
Illinois	17031550100						
Illinois	17031550200						
Illinois	17031560100						
Illinois	17031560200						
Illinois	17031560300						
Illinois	17031560400						
Illinois	17031560700						
Illinois	17031560800						
Illinois	17031560900						
Illinois	17031561000						
Illinois	17031561100						
Illinois	17031570100						
Illinois	17031570200						
Illinois	17031570300						
Illinois	17031570400						
Illinois	17031570500						
Illinois	17031580100						
Illinois	17031580200						
Illinois	17031580300						
Illinois	17031580400						
Illinois	17031580501						
Illinois	17031580502						
Illinois	17031580600						
Illinois	17031580700						
Illinois	17031580800						
Illinois	17031590500						
Illinois	17031590600						
Illinois	17031590700						
Illinois	17031600400						
Illinois	17031600600						
Illinois	17031600700						
Illinois	17031600900						
Illinois	17031610300						
Illinois	17031610400						

AMERICAN OVERSIGHT

State	2012-2016 ACS LIC Tract	Enter "YES" Below to Nominate LIC	2012-2016 Tract Poverty Rate	2012-2016 Tract Median Family Income	2012-2016 State Median Family Income	2012-2016 Core Based Statistical Area (CBSA) Median Family Income	Metro/Non-Metro
Illinois	17031610800						
Illinois	17031611000						
Illinois	17031611100						
Illinois	17031611200						
Illinois	17031611300						
Illinois	17031611400						
Illinois	17031611500						
Illinois	17031611600						
Illinois	17031611700						
Illinois	17031611800						
Illinois	17031611900						
Illinois	17031612000						
Illinois	17031612100						
Illinois	17031620100						
Illinois	17031620200						
Illinois	17031620300						
Illinois	17031620400						
Illinois	17031630100						
Illinois	17031630200						
Illinois	17031630300						
Illinois	17031630400						
Illinois	17031630500						
Illinois	17031630800						
Illinois	17031630900						
Illinois	17031640100						
Illinois	17031640300						
Illinois	17031640400						
Illinois	17031640500						
Illinois	17031640600						
Illinois	17031640700						
Illinois	17031640800						
Illinois	17031650100						
Illinois	17031650200						
Illinois	17031650301						
Illinois	17031650302						
Illinois	17031650400						
Illinois	17031650500						
Illinois	17031660301						
Illinois	17031660302						
Illinois	17031660400						
Illinois	17031660500						
Illinois	17031660600						
Illinois	17031660700						
Illinois	17031660800						
Illinois	17031660900						
Illinois	17031661000						
Illinois	17031661100						
Illinois	17031670100						

AMERICAN OVERSIGHT

State	2012-2016 ACS LIC Tract	Enter "YES" Below to Nominate LIC	2012-2016 Tract Poverty Rate	2012-2016 Tract Median Family Income	2012-2016 State Median Family Income	2012-2016 Core Based Statistical Area (CBSA) Median Family Income	Metro/Non-Metro
Illinois	17031670200						
Illinois	17031670300						
Illinois	17031670400						
Illinois	17031670500						
Illinois	17031670600						
Illinois	17031670700						
Illinois	17031670800						
Illinois	17031670900						
Illinois	17031671100						
Illinois	17031671200						
Illinois	17031671300						
Illinois	17031671400						
Illinois	17031671500						
Illinois	17031671600						
Illinois	17031671800						
Illinois	17031671900						
Illinois	17031672000						
Illinois	17031680500						
Illinois	17031680600						
Illinois	17031680900						
Illinois	17031681000						
Illinois	17031681100						
Illinois	17031681200						
Illinois	17031681300						
Illinois	17031681400						
Illinois	17031690300						
Illinois	17031690400						
Illinois	17031690500						
Illinois	17031690900						
Illinois	17031691000						
Illinois	17031691100						
Illinois	17031691200						
Illinois	17031691300						
Illinois	17031691400						
Illinois	17031691500						
Illinois	17031700100						
Illinois	17031700200						
Illinois	17031700301						
Illinois	17031700302						
Illinois	17031700401						
Illinois	17031700402						
Illinois	17031700501						
Illinois	17031700502						
Illinois	17031710100						
Illinois	17031710200						
Illinois	17031710300						
Illinois	17031710400						
Illinois	17031710500						

AMERICAN OVERSIGHT

State	2012-2016 ACS LIC Tract	Enter "YES" Below to Nominate LIC	2012-2016 Tract Poverty Rate	2012-2016 Tract Median Family Income	2012-2016 State Median Family Income	2012-2016 Core Based Statistical Area (CBSA) Median Family Income	Metro/Non-Metro
Illinois	17031710600						
Illinois	17031710700						
Illinois	17031710800						
Illinois	17031710900						
Illinois	17031711000						
Illinois	17031711100						
Illinois	17031711200						
Illinois	17031711300						
Illinois	17031711400						
Illinois	17031711500						
Illinois	17031720100						
Illinois	17031720200						
Illinois	17031720300						
Illinois	17031720400						
Illinois	17031720500						
Illinois	17031720600						
Illinois	17031720700						
Illinois	17031730100						
Illinois	17031730201						
Illinois	17031730202						
Illinois	17031730300						
Illinois	17031730400						
Illinois	17031730500						
Illinois	17031730600						
Illinois	17031730700						
Illinois	17031740100						
Illinois	17031740200						
Illinois	17031740300						
Illinois	17031740400						
Illinois	17031750100						
Illinois	17031750200						
Illinois	17031750300						
Illinois	17031750400						
Illinois	17031750500						
Illinois	17031750600						
Illinois	17031760801						
Illinois	17031760802						
Illinois	17031760803						
Illinois	17031770201						
Illinois	17031770202						
Illinois	17031770300						
Illinois	17031770400						
Illinois	17031770500						
Illinois	17031770601						
Illinois	17031770602						
Illinois	17031770700						
Illinois	17031770800						
Illinois	17031770901						

AMERICAN OVERSIGHT

State	2012-2016 ACS LIC Tract	Enter "YES" Below to Nominate LIC	2012-2016 Tract Poverty Rate	2012-2016 Tract Median Family Income	2012-2016 State Median Family Income	2012-2016 Core Based Statistical Area (CBSA) Median Family Income	Metro/Non-Metro
Illinois	17031770902						
Illinois	17031800100						
Illinois	17031800200						
Illinois	17031800300						
Illinois	17031800400						
Illinois	17031800500						
Illinois	17031800600						
Illinois	17031800700						
Illinois	17031800800						
Illinois	17031800900						
Illinois	17031801000						
Illinois	17031801100						
Illinois	17031801200						
Illinois	17031801300						
Illinois	17031801400						
Illinois	17031801500						
Illinois	17031801601						
Illinois	17031801603						
Illinois	17031801605						
Illinois	17031801606						
Illinois	17031801607						
Illinois	17031801608						
Illinois	17031801701						
Illinois	17031801702						
Illinois	17031801800						
Illinois	17031801901						
Illinois	17031801902						
Illinois	17031802002						
Illinois	17031802003						
Illinois	17031802004						
Illinois	17031802100						
Illinois	17031802200						
Illinois	17031802300						
Illinois	17031802402						
Illinois	17031802403						
Illinois	17031802404						
Illinois	17031802503						
Illinois	17031802504						
Illinois	17031802505						
Illinois	17031802506						
Illinois	17031802605						
Illinois	17031802607						
Illinois	17031802608						
Illinois	17031802609						
Illinois	17031802610						
Illinois	17031802701						
Illinois	17031802702						
Illinois	17031802801						

AMERICAN OVERSIGHT

State	2012-2016 ACS LIC Tract	Enter "YES" Below to Nominate LIC	2012-2016 Tract Poverty Rate	2012-2016 Tract Median Family Income	2012-2016 State Median Family Income	2012-2016 Core Based Statistical Area (CBSA) Median Family Income	Metro/Non-Metro
Illinois	17031802802						
Illinois	17031802900						
Illinois	17031803005						
Illinois	17031803007						
Illinois	17031803008						
Illinois	17031803010						
Illinois	17031803012						
Illinois	17031803013						
Illinois	17031803014						
Illinois	17031803015						
Illinois	17031803016						
Illinois	17031803017						
Illinois	17031803100						
Illinois	17031803200						
Illinois	17031803300						
Illinois	17031803400						
Illinois	17031803500						
Illinois	17031803603						
Illinois	17031803604						
Illinois	17031803605						
Illinois	17031803606						
Illinois	17031803607						
Illinois	17031803608						
Illinois	17031803610						
Illinois	17031803611						
Illinois	17031803612						
Illinois	17031803701						
Illinois	17031803702						
Illinois	17031803800						
Illinois	17031803901						
Illinois	17031803902						
Illinois	17031804000						
Illinois	17031804102						
Illinois	17031804104						
Illinois	17031804105						
Illinois	17031804106						
Illinois	17031804108						
Illinois	17031804109						
Illinois	17031804201						
Illinois	17031804202						
Illinois	17031804305						
Illinois	17031804306						
Illinois	17031804308						
Illinois	17031804309						
Illinois	17031804310						
Illinois	17031804311						
Illinois	17031804403						
Illinois	17031804404						

AMERICAN OVERSIGHT

State	2012-2016 ACS LIC Tract	Enter "YES" Below to Nominate LIC	2012-2016 Tract Poverty Rate	2012-2016 Tract Median Family Income	2012-2016 State Median Family Income	2012-2016 Core Based Statistical Area (CBSA) Median Family Income	Metro/Non-Metro
Illinois	17031804405						
Illinois	17031804406						
Illinois	17031804505						
Illinois	17031804506						
Illinois	17031804507						
Illinois	17031804508						
Illinois	17031804509						
Illinois	17031804510						
Illinois	17031804511						
Illinois	17031804603						
Illinois	17031804606						
Illinois	17031804607						
Illinois	17031804608						
Illinois	17031804609						
Illinois	17031804610						
Illinois	17031804611						
Illinois	17031804701						
Illinois	17031804705						
Illinois	17031804706						
Illinois	17031804709						
Illinois	17031804710						
Illinois	17031804711						
Illinois	17031804712						
Illinois	17031804713						
Illinois	17031804714						
Illinois	17031804715						
Illinois	17031804716						
Illinois	17031804803						
Illinois	17031804804						
Illinois	17031804805						
Illinois	17031804806						
Illinois	17031804807						
Illinois	17031804808						
Illinois	17031804809						
Illinois	17031804810						
Illinois	17031804901						
Illinois	17031804902						
Illinois	17031805001						
Illinois	17031805002						
Illinois	17031805105						
Illinois	17031805106						
Illinois	17031805107						
Illinois	17031805108						
Illinois	17031805109						
Illinois	17031805110						
Illinois	17031805111						
Illinois	17031805112						
Illinois	17031805201						

AMERICAN OVERSIGHT

State	2012-2016 ACS LIC Tract	Enter "YES" Below to Nominate LIC	2012-2016 Tract Poverty Rate	2012-2016 Tract Median Family Income	2012-2016 State Median Family Income	2012-2016 Core Based Statistical Area (CBSA) Median Family Income	Metro/Non-Metro
Illinois	17031805202						
Illinois	17031805301						
Illinois	17031805302						
Illinois	17031805401						
Illinois	17031805402						
Illinois	17031805501						
Illinois	17031805502						
Illinois	17031805600						
Illinois	17031805701						
Illinois	17031805702						
Illinois	17031805801						
Illinois	17031805802						
Illinois	17031805901						
Illinois	17031805902						
Illinois	17031806001						
Illinois	17031806002						
Illinois	17031806003						
Illinois	17031806004						
Illinois	17031806102						
Illinois	17031806103						
Illinois	17031806104						
Illinois	17031806201						
Illinois	17031806202						
Illinois	17031806300						
Illinois	17031806400						
Illinois	17031806501						
Illinois	17031806502						
Illinois	17031806600						
Illinois	17031806700						
Illinois	17031806801						
Illinois	17031806802						
Illinois	17031806900						
Illinois	17031807000						
Illinois	17031807100						
Illinois	17031807200						
Illinois	17031807300						
Illinois	17031807400						
Illinois	17031807500						
Illinois	17031807600						
Illinois	17031807700						
Illinois	17031807800						
Illinois	17031807900						
Illinois	17031808001						
Illinois	17031808002						
Illinois	17031808100						
Illinois	17031808200						
Illinois	17031808301						
Illinois	17031808302						

AMERICAN OVERSIGHT

State	2012-2016 ACS LIC Tract	Enter "YES" Below to Nominate LIC	2012-2016 Tract Poverty Rate	2012-2016 Tract Median Family Income	2012-2016 State Median Family Income	2012-2016 Core Based Statistical Area (CBSA) Median Family Income	Metro/Non-Metro
Illinois	17031808400						
Illinois	17031808500						
Illinois	17031808600						
Illinois	17031808702						
Illinois	17031808800						
Illinois	17031808900						
Illinois	17031809000						
Illinois	17031809100						
Illinois	17031809200						
Illinois	17031809300						
Illinois	17031809400						
Illinois	17031809500						
Illinois	17031809600						
Illinois	17031809700						
Illinois	17031809800						
Illinois	17031809900						
Illinois	17031810000						
Illinois	17031810100						
Illinois	17031810200						
Illinois	17031810301						
Illinois	17031810302						
Illinois	17031810400						
Illinois	17031810501						
Illinois	17031810502						
Illinois	17031810600						
Illinois	17031810701						
Illinois	17031810702						
Illinois	17031810800						
Illinois	17031810900						
Illinois	17031811000						
Illinois	17031811100						
Illinois	17031811200						
Illinois	17031811301						
Illinois	17031811302						
Illinois	17031811401						
Illinois	17031811402						
Illinois	17031811500						
Illinois	17031811600						
Illinois	17031811701						
Illinois	17031811702						
Illinois	17031811800						
Illinois	17031811900						
Illinois	17031812000						
Illinois	17031812100						
Illinois	17031812200						
Illinois	17031812301						
Illinois	17031812302						
Illinois	17031812400						

AMERICAN OVERSIGHT

State	2012-2016 ACS LIC Tract	Enter "YES" Below to Nominate LIC	2012-2016 Tract Poverty Rate	2012-2016 Tract Median Family Income	2012-2016 State Median Family Income	2012-2016 Core Based Statistical Area (CBSA) Median Family Income	Metro/Non-Metro
Illinois	17031812500						
Illinois	17031812600						
Illinois	17031812700						
Illinois	17031812801						
Illinois	17031812802						
Illinois	17031812900						
Illinois	17031813000						
Illinois	17031813100						
Illinois	17031813200						
Illinois	17031813301						
Illinois	17031813302						
Illinois	17031813400						
Illinois	17031813500						
Illinois	17031813600						
Illinois	17031813701						
Illinois	17031813702						
Illinois	17031813801						
Illinois	17031813802						
Illinois	17031813900						
Illinois	17031814000						
Illinois	17031814100						
Illinois	17031814200						
Illinois	17031814300						
Illinois	17031814400						
Illinois	17031814500						
Illinois	17031814600						
Illinois	17031814700						
Illinois	17031814800						
Illinois	17031814900						
Illinois	17031815000						
Illinois	17031815100						
Illinois	17031815200						
Illinois	17031815300						
Illinois	17031815400						
Illinois	17031815500						
Illinois	17031815600						
Illinois	17031815701						
Illinois	17031815702						
Illinois	17031815800						
Illinois	17031815900						
Illinois	17031816000						
Illinois	17031816100						
Illinois	17031816200						
Illinois	17031816300						
Illinois	17031816401						
Illinois	17031816402						
Illinois	17031816500						
Illinois	17031816600						

AMERICAN OVERSIGHT

State	2012-2016 ACS LIC Tract	Enter "YES" Below to Nominate LIC	2012-2016 Tract Poverty Rate	2012-2016 Tract Median Family Income	2012-2016 State Median Family Income	2012-2016 Core Based Statistical Area (CBSA) Median Family Income	Metro/Non-Metro
Illinois	17031816700						
Illinois	17031816800						
Illinois	17031816900						
Illinois	17031817000						
Illinois	17031817101						
Illinois	17031817102						
Illinois	17031817200						
Illinois	17031817300						
Illinois	17031817400						
Illinois	17031817500						
Illinois	17031817600						
Illinois	17031817700						
Illinois	17031817900						
Illinois	17031818000						
Illinois	17031818100						
Illinois	17031818200						
Illinois	17031818300						
Illinois	17031818401						
Illinois	17031818402						
Illinois	17031818500						
Illinois	17031818600						
Illinois	17031818700						
Illinois	17031818800						
Illinois	17031818900						
Illinois	17031819000						
Illinois	17031819100						
Illinois	17031819200						
Illinois	17031819300						
Illinois	17031819400						
Illinois	17031819500						
Illinois	17031819600						
Illinois	17031819700						
Illinois	17031819801						
Illinois	17031819802						
Illinois	17031819900						
Illinois	17031820000						
Illinois	17031820101						
Illinois	17031820103						
Illinois	17031820104						
Illinois	17031820201						
Illinois	17031820202						
Illinois	17031820300						
Illinois	17031820400						
Illinois	17031820501						
Illinois	17031820502						
Illinois	17031820603						
Illinois	17031820604						
Illinois	17031820605						

AMERICAN OVERSIGHT

State	2012-2016 ACS LIC Tract	Enter "YES" Below to Nominate LIC	2012-2016 Tract Poverty Rate	2012-2016 Tract Median Family Income	2012-2016 State Median Family Income	2012-2016 Core Based Statistical Area (CBSA) Median Family Income	Metro/Non-Metro
Illinois	17031820606						
Illinois	17031820700						
Illinois	17031820800						
Illinois	17031820901						
Illinois	17031820902						
Illinois	17031821001						
Illinois	17031821002						
Illinois	17031821101						
Illinois	17031821102						
Illinois	17031821200						
Illinois	17031821300						
Illinois	17031821401						
Illinois	17031821402						
Illinois	17031821500						
Illinois	17031821600						
Illinois	17031821700						
Illinois	17031821800						
Illinois	17031821900						
Illinois	17031822000						
Illinois	17031822101						
Illinois	17031822102						
Illinois	17031822200						
Illinois	17031822301						
Illinois	17031822302						
Illinois	17031822400						
Illinois	17031822500						
Illinois	17031822601						
Illinois	17031822602						
Illinois	17031822701						
Illinois	17031822702						
Illinois	17031822801						
Illinois	17031822802						
Illinois	17031822900						
Illinois	17031823001						
Illinois	17031823002						
Illinois	17031823101						
Illinois	17031823102						
Illinois	17031823200						
Illinois	17031823302						
Illinois	17031823303						
Illinois	17031823304						
Illinois	17031823400						
Illinois	17031823500						
Illinois	17031823602						
Illinois	17031823603						
Illinois	17031823604						
Illinois	17031823605						
Illinois	17031823702						

AMERICAN OVERSIGHT

State	2012-2016 ACS LIC Tract	Enter "YES" Below to Nominate LIC	2012-2016 Tract Poverty Rate	2012-2016 Tract Median Family Income	2012-2016 State Median Family Income	2012-2016 Core Based Statistical Area (CBSA) Median Family Income	Metro/Non-Metro
Illinois	17031823703						
Illinois	17031823704						
Illinois	17031823705						
Illinois	17031823801						
Illinois	17031823803						
Illinois	17031823805						
Illinois	17031823806						
Illinois	17031823901						
Illinois	17031823903						
Illinois	17031823904						
Illinois	17031824003						
Illinois	17031824004						
Illinois	17031824005						
Illinois	17031824006						
Illinois	17031824105						
Illinois	17031824106						
Illinois	17031824107						
Illinois	17031824108						
Illinois	17031824113						
Illinois	17031824114						
Illinois	17031824115						
Illinois	17031824116						
Illinois	17031824117						
Illinois	17031824119						
Illinois	17031824120						
Illinois	17031824121						
Illinois	17031824122						
Illinois	17031824123						
Illinois	17031824300						
Illinois	17031824400						
Illinois	17031824503						
Illinois	17031824505						
Illinois	17031824506						
Illinois	17031824507						
Illinois	17031824601						
Illinois	17031824602						
Illinois	17031824701						
Illinois	17031824702						
Illinois	17031824800						
Illinois	17031824900						
Illinois	17031825000						
Illinois	17031825200						
Illinois	17031825302						
Illinois	17031825303						
Illinois	17031825304						
Illinois	17031825400						
Illinois	17031825501						
Illinois	17031825503						

AMERICAN OVERSIGHT

State	2012-2016 ACS LIC Tract	Enter "YES" Below to Nominate LIC	2012-2016 Tract Poverty Rate	2012-2016 Tract Median Family Income	2012-2016 State Median Family Income	2012-2016 Core Based Statistical Area (CBSA) Median Family Income	Metro/Non-Metro
Illinois	17031825504						
Illinois	17031825505						
Illinois	17031825600						
Illinois	17031825700						
Illinois	17031825801						
Illinois	17031825802						
Illinois	17031825803						
Illinois	17031825900						
Illinois	17031826000						
Illinois	17031826100						
Illinois	17031826201						
Illinois	17031826202						
Illinois	17031826301						
Illinois	17031826303						
Illinois	17031826304						
Illinois	17031826401						
Illinois	17031826402						
Illinois	17031826500						
Illinois	17031826600						
Illinois	17031826700						
Illinois	17031826800						
Illinois	17031826901						
Illinois	17031826902						
Illinois	17031827000						
Illinois	17031827100						
Illinois	17031827200						
Illinois	17031827300						
Illinois	17031827400						
Illinois	17031827500						
Illinois	17031827600						
Illinois	17031827700						
Illinois	17031827801						
Illinois	17031827802						
Illinois	17031827804						
Illinois	17031827805						
Illinois	17031827901						
Illinois	17031827902						
Illinois	17031828000						
Illinois	17031828100						
Illinois	17031828201						
Illinois	17031828202						
Illinois	17031828300						
Illinois	17031828401						
Illinois	17031828402						
Illinois	17031828503						
Illinois	17031828504						
Illinois	17031828505						
Illinois	17031828506						

AMERICAN OVERSIGHT

State	2012-2016 ACS LIC Tract	Enter "YES" Below to Nominate LIC	2012-2016 Tract Poverty Rate	2012-2016 Tract Median Family Income	2012-2016 State Median Family Income	2012-2016 Core Based Statistical Area (CBSA) Median Family Income	Metro/Non-Metro
Illinois	17031828601						
Illinois	17031828602						
Illinois	17031828701						
Illinois	17031828702						
Illinois	17031828801						
Illinois	17031828802						
Illinois	17031828900						
Illinois	17031829000						
Illinois	17031829100						
Illinois	17031829200						
Illinois	17031829301						
Illinois	17031829302						
Illinois	17031829401						
Illinois	17031829402						
Illinois	17031829500						
Illinois	17031829600						
Illinois	17031829700						
Illinois	17031829800						
Illinois	17031829901						
Illinois	17031829902						
Illinois	17031830001						
Illinois	17031830003						
Illinois	17031830004						
Illinois	17031830005						
Illinois	17031830006						
Illinois	17031830007						
Illinois	17031830008						
Illinois	17031830100						
Illinois	17031830201						
Illinois	17031830202						
Illinois	17031830300						
Illinois	17031830400						
Illinois	17031830500						
Illinois	17031830600						
Illinois	17031830700						
Illinois	17031830800						
Illinois	17031830900						
Illinois	17031831000						
Illinois	17031831100						
Illinois	17031831200						
Illinois	17031831300						
Illinois	17031831400						
Illinois	17031831500						
Illinois	17031831600						
Illinois	17031831700						
Illinois	17031831800						
Illinois	17031831900						
Illinois	17031832000						

AMERICAN OVERSIGHT

State	2012-2016 ACS LIC Tract	Enter "YES" Below to Nominate LIC	2012-2016 Tract Poverty Rate	2012-2016 Tract Median Family Income	2012-2016 State Median Family Income	2012-2016 Core Based Statistical Area (CBSA) Median Family Income	Metro/Non-Metro
Illinois	17031832100						
Illinois	17031832200						
Illinois	17031832300						
Illinois	17031832400						
Illinois	17031832500						
Illinois	17031832600						
Illinois	17031832900						
Illinois	17031833000						
Illinois	17031833100						
Illinois	17031833300						
Illinois	17031833900						
Illinois	17031834000						
Illinois	17031834200						
Illinois	17031834300						
Illinois	17031834400						
Illinois	17031834500						
Illinois	17031834600						
Illinois	17031834700						
Illinois	17031834800						
Illinois	17031834900						
Illinois	17031835000						
Illinois	17031835100						
Illinois	17031835200						
Illinois	17031835500						
Illinois	17031835600						
Illinois	17031835700						
Illinois	17031835800						
Illinois	17031835900						
Illinois	17031836000						
Illinois	17031836100						
Illinois	17031836200						
Illinois	17031836300						
Illinois	17031836400						
Illinois	17031836500						
Illinois	17031836600						
Illinois	17031836700						
Illinois	17031836800						
Illinois	17031836900						
Illinois	17031837000						
Illinois	17031837100						
Illinois	17031837300						
Illinois	17031837400						
Illinois	17031837800						
Illinois	17031838000						
Illinois	17031838100						
Illinois	17031838200						
Illinois	17031838300						
Illinois	17031838600						

AMERICAN OVERSIGHT

State	2012-2016 ACS LIC Tract	Enter "YES" Below to Nominate LIC	2012-2016 Tract Poverty Rate	2012-2016 Tract Median Family Income	2012-2016 State Median Family Income	2012-2016 Core Based Statistical Area (CBSA) Median Family Income	Metro/Non-Metro
Illinois	17031838700						
Illinois	17031838800						
Illinois	17031839000						
Illinois	17031839100						
Illinois	17031839200						
Illinois	17031839500						
Illinois	17031839600						
Illinois	17031839700						
Illinois	17031839800						
Illinois	17031839900						
Illinois	17031840000						
Illinois	17031840100						
Illinois	17031840200						
Illinois	17031840300						
Illinois	17031840400						
Illinois	17031840700						
Illinois	17031840800						
Illinois	17031841000						
Illinois	17031841100						
Illinois	17031841200						
Illinois	17031841300						
Illinois	17031841400						
Illinois	17031841500						
Illinois	17031841600						
Illinois	17031841700						
Illinois	17031841800						
Illinois	17031841900						
Illinois	17031842000						
Illinois	17031842100						
Illinois	17031842200						
Illinois	17031842300						
Illinois	17031842400						
Illinois	17031842500						
Illinois	17031842600						
Illinois	17031842800						
Illinois	17031842900						
Illinois	17031843000						
Illinois	17031843100						
Illinois	17031843200						
Illinois	17031843300						
Illinois	17031843400						
Illinois	17031843500						
Illinois	17031843600						
Illinois	17031843700						
Illinois	17031843800						
Illinois	17031843900						
Illinois	17031980000						
Illinois	17031980100						

AMERICAN OVERSIGHT

State	2012-2016 ACS LIC Tract	Enter "YES" Below to Nominate LIC	2012-2016 Tract Poverty Rate	2012-2016 Tract Median Family Income	2012-2016 State Median Family Income	2012-2016 Core Based Statistical Area (CBSA) Median Family Income	Metro/Non-Metro
Illinois	17031990000						
Illinois	17033880100						
Illinois	17033880200						
Illinois	17033880300						
Illinois	17033880400						
Illinois	17033880500						
Illinois	17033880600						
Illinois	17035972400						
Illinois	17035972500						
Illinois	17035972600						
Illinois	17037000100						
Illinois	17037000200						
Illinois	17037000300						
Illinois	17037000400						
Illinois	17037000500						
Illinois	17037000600						
Illinois	17037000700						
Illinois	17037000800						
Illinois	17037000900						
Illinois	17037001001						
Illinois	17037001002						
Illinois	17037001300						
Illinois	17037001400						
Illinois	17037001500						
Illinois	17037001600						
Illinois	17037001700						
Illinois	17037001800						
Illinois	17037001900						
Illinois	17037002000						
Illinois	17037002100						
Illinois	17037002200						
Illinois	17039971400						
Illinois	17039971500						
Illinois	17039971600						
Illinois	17039971700						
Illinois	17039971800						
Illinois	17041952000						
Illinois	17041952100						
Illinois	17041952200						
Illinois	17041952300						
Illinois	17041952400						
Illinois	17043840000						
Illinois	17043840101						
Illinois	17043840102						
Illinois	17043840103						
Illinois	17043840104						
Illinois	17043840201						
Illinois	17043840202						

AMERICAN OVERSIGHT

State	2012-2016 ACS LIC Tract	Enter "YES" Below to Nominate LIC	2012-2016 Tract Poverty Rate	2012-2016 Tract Median Family Income	2012-2016 State Median Family Income	2012-2016 Core Based Statistical Area (CBSA) Median Family Income	Metro/Non-Metro
Illinois	17043840303						
Illinois	17043840304						
Illinois	17043840600						
Illinois	17043840703						
Illinois	17043840704						
Illinois	17043840705						
Illinois	17043840706						
Illinois	17043840801						
Illinois	17043840802						
Illinois	17043840901						
Illinois	17043840904						
Illinois	17043840906						
Illinois	17043840907						
Illinois	17043840908						
Illinois	17043840910						
Illinois	17043840911						
Illinois	17043841002						
Illinois	17043841003						
Illinois	17043841004						
Illinois	17043841102						
Illinois	17043841103						
Illinois	17043841104						
Illinois	17043841108						
Illinois	17043841109						
Illinois	17043841110						
Illinois	17043841111						
Illinois	17043841112						
Illinois	17043841113						
Illinois	17043841114						
Illinois	17043841204						
Illinois	17043841205						
Illinois	17043841206						
Illinois	17043841207						
Illinois	17043841208						
Illinois	17043841209						
Illinois	17043841210						
Illinois	17043841307						
Illinois	17043841308						
Illinois	17043841310						
Illinois	17043841312						
Illinois	17043841313						
Illinois	17043841314						
Illinois	17043841315						
Illinois	17043841316						
Illinois	17043841318						
Illinois	17043841320						
Illinois	17043841321						
Illinois	17043841322						

AMERICAN OVERSIGHT

State	2012-2016 ACS LIC Tract	Enter "YES" Below to Nominate LIC	2012-2016 Tract Poverty Rate	2012-2016 Tract Median Family Income	2012-2016 State Median Family Income	2012-2016 Core Based Statistical Area (CBSA) Median Family Income	Metro/Non-Metro
Illinois	17043841323						
Illinois	17043841324						
Illinois	17043841325						
Illinois	17043841326						
Illinois	17043841327						
Illinois	17043841401						
Illinois	17043841403						
Illinois	17043841404						
Illinois	17043841501						
Illinois	17043841503						
Illinois	17043841504						
Illinois	17043841603						
Illinois	17043841604						
Illinois	17043841605						
Illinois	17043841606						
Illinois	17043841607						
Illinois	17043841703						
Illinois	17043841704						
Illinois	17043841705						
Illinois	17043841706						
Illinois	17043841801						
Illinois	17043841802						
Illinois	17043841901						
Illinois	17043841902						
Illinois	17043842000						
Illinois	17043842100						
Illinois	17043842200						
Illinois	17043842300						
Illinois	17043842400						
Illinois	17043842500						
Illinois	17043842601						
Illinois	17043842602						
Illinois	17043842603						
Illinois	17043842604						
Illinois	17043842605						
Illinois	17043842702						
Illinois	17043842703						
Illinois	17043842704						
Illinois	17043842706						
Illinois	17043842708						
Illinois	17043842709						
Illinois	17043842710						
Illinois	17043842711						
Illinois	17043842800						
Illinois	17043842900						
Illinois	17043843000						
Illinois	17043843100						
Illinois	17043843200						

AMERICAN OVERSIGHT

State	2012-2016 ACS LIC Tract	Enter "YES" Below to Nominate LIC	2012-2016 Tract Poverty Rate	2012-2016 Tract Median Family Income	2012-2016 State Median Family Income	2012-2016 Core Based Statistical Area (CBSA) Median Family Income	Metro/Non-Metro
Illinois	17043843301						
Illinois	17043843302						
Illinois	17043843400						
Illinois	17043843500						
Illinois	17043843601						
Illinois	17043843602						
Illinois	17043843700						
Illinois	17043843800						
Illinois	17043843900						
Illinois	17043844001						
Illinois	17043844002						
Illinois	17043844100						
Illinois	17043844201						
Illinois	17043844202						
Illinois	17043844301						
Illinois	17043844304						
Illinois	17043844305						
Illinois	17043844306						
Illinois	17043844307						
Illinois	17043844401						
Illinois	17043844402						
Illinois	17043844501						
Illinois	17043844502						
Illinois	17043844601						
Illinois	17043844602						
Illinois	17043844701						
Illinois	17043844702						
Illinois	17043844801						
Illinois	17043844802						
Illinois	17043844901						
Illinois	17043844902						
Illinois	17043845000						
Illinois	17043845100						
Illinois	17043845200						
Illinois	17043845300						
Illinois	17043845401						
Illinois	17043845402						
Illinois	17043845502						
Illinois	17043845505						
Illinois	17043845506						
Illinois	17043845507						
Illinois	17043845508						
Illinois	17043845509						
Illinois	17043845510						
Illinois	17043845601						
Illinois	17043845602						
Illinois	17043845701						
Illinois	17043845702						

AMERICAN OVERSIGHT

State	2012-2016 ACS LIC Tract	Enter "YES" Below to Nominate LIC	2012-2016 Tract Poverty Rate	2012-2016 Tract Median Family Income	2012-2016 State Median Family Income	2012-2016 Core Based Statistical Area (CBSA) Median Family Income	Metro/Non-Metro
Illinois	17043845703						
Illinois	17043845704						
Illinois	17043845802						
Illinois	17043845803						
Illinois	17043845805						
Illinois	17043845807						
Illinois	17043845808						
Illinois	17043845809						
Illinois	17043845810						
Illinois	17043845811						
Illinois	17043845901						
Illinois	17043845902						
Illinois	17043846002						
Illinois	17043846003						
Illinois	17043846004						
Illinois	17043846102						
Illinois	17043846103						
Illinois	17043846104						
Illinois	17043846105						
Illinois	17043846106						
Illinois	17043846201						
Illinois	17043846202						
Illinois	17043846203						
Illinois	17043846205						
Illinois	17043846206						
Illinois	17043846207						
Illinois	17043846208						
Illinois	17043846209						
Illinois	17043846304						
Illinois	17043846305						
Illinois	17043846307						
Illinois	17043846308						
Illinois	17043846310						
Illinois	17043846311						
Illinois	17043846312						
Illinois	17043846313						
Illinois	17043846314						
Illinois	17043846315						
Illinois	17043846404						
Illinois	17043846405						
Illinois	17043846408						
Illinois	17043846409						
Illinois	17043846410						
Illinois	17043846411						
Illinois	17043846412						
Illinois	17043846413						
Illinois	17043846504						
Illinois	17043846507						

AMERICAN OVERSIGHT

State	2012-2016 ACS LIC Tract	Enter "YES" Below to Nominate LIC	2012-2016 Tract Poverty Rate	2012-2016 Tract Median Family Income	2012-2016 State Median Family Income	2012-2016 Core Based Statistical Area (CBSA) Median Family Income	Metro/Non-Metro
Illinois	17043846509						
Illinois	17043846510						
Illinois	17043846511						
Illinois	17043846513						
Illinois	17043846514						
Illinois	17043846515						
Illinois	17043846517						
Illinois	17043846518						
Illinois	17043846519						
Illinois	17043846521						
Illinois	17043846522						
Illinois	17043846523						
Illinois	17043846524						
Illinois	17043846603						
Illinois	17043846604						
Illinois	17043846701						
Illinois	17043846702						
Illinois	17045070100						
Illinois	17045070200						
Illinois	17045070300						
Illinois	17045070400						
Illinois	17045070500						
Illinois	17047956900						
Illinois	17047957000						
Illinois	17047957100						
Illinois	17049950100						
Illinois	17049950200						
Illinois	17049950300						
Illinois	17049950400						
Illinois	17049950500						
Illinois	17049950600						
Illinois	17049950700						
Illinois	17049950800						
Illinois	17051950500						
Illinois	17051950600						
Illinois	17051950700						
Illinois	17051950800						
Illinois	17051950900						
Illinois	17051951000						
Illinois	17051951100						
Illinois	17053961600						
Illinois	17053961700						
Illinois	17053961800						
Illinois	17053961900						
Illinois	17053962000						
Illinois	17055040100						
Illinois	17055040200						
Illinois	17055040300						

AMERICAN OVERSIGHT

State	2012-2016 ACS LIC Tract	Enter "YES" Below to Nominate LIC	2012-2016 Tract Poverty Rate	2012-2016 Tract Median Family Income	2012-2016 State Median Family Income	2012-2016 Core Based Statistical Area (CBSA) Median Family Income	Metro/Non-Metro
Illinois	17055040400						
Illinois	17055040500						
Illinois	17055040600						
Illinois	17055040700						
Illinois	17055040800						
Illinois	17055040900						
Illinois	17055041000						
Illinois	17055041100						
Illinois	17055041200						
Illinois	17057952800						
Illinois	17057952900						
Illinois	17057953000						
Illinois	17057953100						
Illinois	17057953200						
Illinois	17057953300						
Illinois	17057953400						
Illinois	17057953500						
Illinois	17057953600						
Illinois	17057953700						
Illinois	17057953800						
Illinois	17057953900						
Illinois	17059972700						
Illinois	17059972800						
Illinois	17061973600						
Illinois	17061973700						
Illinois	17061973800						
Illinois	17061973900						
Illinois	17061974000						
Illinois	17063000102						
Illinois	17063000103						
Illinois	17063000200						
Illinois	17063000300						
Illinois	17063000400						
Illinois	17063000500						
Illinois	17063000600						
Illinois	17063000700						
Illinois	17063000800						
Illinois	17063000900						
Illinois	17065973100						
Illinois	17065973200						
Illinois	17065973300						
Illinois	17067953700						
Illinois	17067953800						
Illinois	17067953900						
Illinois	17067954000						
Illinois	17067954100						
Illinois	17067954200						
Illinois	17067954300						

AMERICAN OVERSIGHT

State	2012-2016 ACS LIC Tract	Enter "YES" Below to Nominate LIC	2012-2016 Tract Poverty Rate	2012-2016 Tract Median Family Income	2012-2016 State Median Family Income	2012-2016 Core Based Statistical Area (CBSA) Median Family Income	Metro/Non-Metro
Illinois	17069970900						
Illinois	17069971000						
Illinois	17071973300						
Illinois	17071973400						
Illinois	17071973500						
Illinois	17073030100						
Illinois	17073030201						
Illinois	17073030202						
Illinois	17073030203						
Illinois	17073030300						
Illinois	17073030400						
Illinois	17073030500						
Illinois	17073030600						
Illinois	17073030800						
Illinois	17073030900						
Illinois	17073031000						
Illinois	17073031100						
Illinois	17073031200						
Illinois	17075950100						
Illinois	17075950200						
Illinois	17075950300						
Illinois	17075950400						
Illinois	17075950500						
Illinois	17075950600						
Illinois	17075950700						
Illinois	17075950800						
Illinois	17075950900						
Illinois	17077010100						
Illinois	17077010200						
Illinois	17077010300						
Illinois	17077010400						
Illinois	17077010600						
Illinois	17077010700						
Illinois	17077010800						
Illinois	17077010900						
Illinois	17077011000						
Illinois	17077011100						
Illinois	17077011200						
Illinois	17077011400						
Illinois	17077011600						
Illinois	17077011700						
Illinois	17079977300						
Illinois	17079977400						
Illinois	17079977500						
Illinois	17081050100						
Illinois	17081050200						
Illinois	17081050300						
Illinois	17081050400						

AMERICAN OVERSIGHT

State	2012-2016 ACS LIC Tract	Enter "YES" Below to Nominate LIC	2012-2016 Tract Poverty Rate	2012-2016 Tract Median Family Income	2012-2016 State Median Family Income	2012-2016 Core Based Statistical Area (CBSA) Median Family Income	Metro/Non-Metro
Illinois	17081050500						
Illinois	17081050600						
Illinois	17081050700						
Illinois	17081050800						
Illinois	17081050900						
Illinois	17081051000						
Illinois	17081051100						
Illinois	17083010100						
Illinois	17083010200						
Illinois	17083010300						
Illinois	17083010401						
Illinois	17083010402						
Illinois	17083010500						
Illinois	17085020100						
Illinois	17085020200						
Illinois	17085020300						
Illinois	17085020401						
Illinois	17085020402						
Illinois	17085020500						
Illinois	17087977600						
Illinois	17087977700						
Illinois	17087977800						
Illinois	17087980000						
Illinois	17089850101						
Illinois	17089850103						
Illinois	17089850105						
Illinois	17089850106						
Illinois	17089850201						
Illinois	17089850202						
Illinois	17089850301						
Illinois	17089850302						
Illinois	17089850400						
Illinois	17089850500						
Illinois	17089850600						
Illinois	17089850701						
Illinois	17089850702						
Illinois	17089850703						
Illinois	17089850800						
Illinois	17089851000						
Illinois	17089851101						
Illinois	17089851102						
Illinois	17089851301						
Illinois	17089851302						
Illinois	17089851400						
Illinois	17089851500						
Illinois	17089851600						
Illinois	17089851801						
Illinois	17089851904						

AMERICAN OVERSIGHT

State	2012-2016 ACS LIC Tract	Enter "YES" Below to Nominate LIC	2012-2016 Tract Poverty Rate	2012-2016 Tract Median Family Income	2012-2016 State Median Family Income	2012-2016 Core Based Statistical Area (CBSA) Median Family Income	Metro/Non-Metro
Illinois	17089851905						
Illinois	17089851907						
Illinois	17089851908						
Illinois	17089851909						
Illinois	17089851910						
Illinois	17089852001						
Illinois	17089852002						
Illinois	17089852003						
Illinois	17089852101						
Illinois	17089852102						
Illinois	17089852201						
Illinois	17089852202						
Illinois	17089852300						
Illinois	17089852401						
Illinois	17089852402						
Illinois	17089852403						
Illinois	17089852500						
Illinois	17089852601						
Illinois	17089852606						
Illinois	17089852700						
Illinois	17089852803						
Illinois	17089852805						
Illinois	17089852806						
Illinois	17089852807						
Illinois	17089852808						
Illinois	17089852903						
Illinois	17089852904						
Illinois	17089852905						
Illinois	17089852906						
Illinois	17089852907						
Illinois	17089853001						
Illinois	17089853004						
Illinois	17089853005						
Illinois	17089853006						
Illinois	17089853007						
Illinois	17089853008						
Illinois	17089853100						
Illinois	17089853200						
Illinois	17089853300						
Illinois	17089853400						
Illinois	17089853500						
Illinois	17089853600						
Illinois	17089853900						
Illinois	17089854001						
Illinois	17089854002						
Illinois	17089854100						
Illinois	17089854200						
Illinois	17089854301						

AMERICAN OVERSIGHT

State	2012-2016 ACS LIC Tract	Enter "YES" Below to Nominate LIC	2012-2016 Tract Poverty Rate	2012-2016 Tract Median Family Income	2012-2016 State Median Family Income	2012-2016 Core Based Statistical Area (CBSA) Median Family Income	Metro/Non-Metro
Illinois	17089854302						
Illinois	17089854400						
Illinois	17089854501						
Illinois	17089854503						
Illinois	17089854504						
Illinois	17089854600						
Illinois	17089854700						
Illinois	17089854800						
Illinois	17089854900						
Illinois	17091010100						
Illinois	17091010201						
Illinois	17091010202						
Illinois	17091010300						
Illinois	17091010400						
Illinois	17091010500						
Illinois	17091010601						
Illinois	17091010602						
Illinois	17091010701						
Illinois	17091010702						
Illinois	17091010800						
Illinois	17091010900						
Illinois	17091011000						
Illinois	17091011100						
Illinois	17091011200						
Illinois	17091011300						
Illinois	17091011400						
Illinois	17091011500						
Illinois	17091011600						
Illinois	17091011700						
Illinois	17091011800						
Illinois	17091011900						
Illinois	17091012000						
Illinois	17091012100						
Illinois	17091012200						
Illinois	17091012300						
Illinois	17091012400						
Illinois	17091012500						
Illinois	17091012600						
Illinois	17093890101						
Illinois	17093890102						
Illinois	17093890201						
Illinois	17093890202						
Illinois	17093890301						
Illinois	17093890302						
Illinois	17093890400						
Illinois	17093890500						
Illinois	17093890600						
Illinois	17093890700						

AMERICAN OVERSIGHT

State	2012-2016 ACS LIC Tract	Enter "YES" Below to Nominate LIC	2012-2016 Tract Poverty Rate	2012-2016 Tract Median Family Income	2012-2016 State Median Family Income	2012-2016 Core Based Statistical Area (CBSA) Median Family Income	Metro/Non-Metro
Illinois	17095000100						
Illinois	17095000200						
Illinois	17095000300						
Illinois	17095000400						
Illinois	17095000500						
Illinois	17095000600						
Illinois	17095000700						
Illinois	17095000800						
Illinois	17095000900						
Illinois	17095001000						
Illinois	17095001100						
Illinois	17095001200						
Illinois	17095001300						
Illinois	17095001400						
Illinois	17095001500						
Illinois	17095001600						
Illinois	17097860101						
Illinois	17097860103						
Illinois	17097860104						
Illinois	17097860200						
Illinois	17097860301						
Illinois	17097860302						
Illinois	17097860400						
Illinois	17097860500						
Illinois	17097860600						
Illinois	17097860805						
Illinois	17097860806						
Illinois	17097860807						
Illinois	17097860808						
Illinois	17097860809						
Illinois	17097860810						
Illinois	17097860811						
Illinois	17097860903						
Illinois	17097860904						
Illinois	17097860905						
Illinois	17097860906						
Illinois	17097861007						
Illinois	17097861008						
Illinois	17097861009						
Illinois	17097861010						
Illinois	17097861011						
Illinois	17097861012						
Illinois	17097861013						
Illinois	17097861014						
Illinois	17097861105						
Illinois	17097861106						
Illinois	17097861107						
Illinois	17097861108						

AMERICAN OVERSIGHT

State	2012-2016 ACS LIC Tract	Enter "YES" Below to Nominate LIC	2012-2016 Tract Poverty Rate	2012-2016 Tract Median Family Income	2012-2016 State Median Family Income	2012-2016 Core Based Statistical Area (CBSA) Median Family Income	Metro/Non-Metro
Illinois	17097861201						
Illinois	17097861202						
Illinois	17097861301						
Illinois	17097861303						
Illinois	17097861304						
Illinois	17097861402						
Illinois	17097861403						
Illinois	17097861404						
Illinois	17097861504						
Illinois	17097861505						
Illinois	17097861506						
Illinois	17097861507						
Illinois	17097861508						
Illinois	17097861509						
Illinois	17097861510						
Illinois	17097861603						
Illinois	17097861604						
Illinois	17097861607						
Illinois	17097861608						
Illinois	17097861609						
Illinois	17097861610						
Illinois	17097861611						
Illinois	17097861701						
Illinois	17097861702						
Illinois	17097861803						
Illinois	17097861804						
Illinois	17097861901						
Illinois	17097861902						
Illinois	17097862000						
Illinois	17097862100						
Illinois	17097862200						
Illinois	17097862300						
Illinois	17097862401						
Illinois	17097862402						
Illinois	17097862501						
Illinois	17097862502						
Illinois	17097862603						
Illinois	17097862604						
Illinois	17097862605						
Illinois	17097862700						
Illinois	17097862800						
Illinois	17097862901						
Illinois	17097862902						
Illinois	17097863003						
Illinois	17097863004						
Illinois	17097863005						
Illinois	17097863006						
Illinois	17097863100						

AMERICAN OVERSIGHT

State	2012-2016 ACS LIC Tract	Enter "YES" Below to Nominate LIC	2012-2016 Tract Poverty Rate	2012-2016 Tract Median Family Income	2012-2016 State Median Family Income	2012-2016 Core Based Statistical Area (CBSA) Median Family Income	Metro/Non-Metro
Illinois	17097863201						
Illinois	17097863202						
Illinois	17097863300						
Illinois	17097863400						
Illinois	17097863500						
Illinois	17097863601						
Illinois	17097863603						
Illinois	17097863604						
Illinois	17097863701						
Illinois	17097863702						
Illinois	17097863801						
Illinois	17097863902						
Illinois	17097863903						
Illinois	17097863904						
Illinois	17097864001						
Illinois	17097864002						
Illinois	17097864101						
Illinois	17097864105						
Illinois	17097864106						
Illinois	17097864107						
Illinois	17097864108						
Illinois	17097864203						
Illinois	17097864204						
Illinois	17097864205						
Illinois	17097864206						
Illinois	17097864303						
Illinois	17097864305						
Illinois	17097864306						
Illinois	17097864307						
Illinois	17097864308						
Illinois	17097864402						
Illinois	17097864403						
Illinois	17097864407						
Illinois	17097864408						
Illinois	17097864409						
Illinois	17097864410						
Illinois	17097864411						
Illinois	17097864412						
Illinois	17097864505						
Illinois	17097864510						
Illinois	17097864511						
Illinois	17097864512						
Illinois	17097864513						
Illinois	17097864514						
Illinois	17097864515						
Illinois	17097864516						
Illinois	17097864517						
Illinois	17097864518						

AMERICAN OVERSIGHT

State	2012-2016 ACS LIC Tract	Enter "YES" Below to Nominate LIC	2012-2016 Tract Poverty Rate	2012-2016 Tract Median Family Income	2012-2016 State Median Family Income	2012-2016 Core Based Statistical Area (CBSA) Median Family Income	Metro/Non-Metro
Illinois	17097864519						
Illinois	17097864520						
Illinois	17097864521						
Illinois	17097864522						
Illinois	17097864601						
Illinois	17097864602						
Illinois	17097864700						
Illinois	17097864801						
Illinois	17097864802						
Illinois	17097864901						
Illinois	17097864903						
Illinois	17097864904						
Illinois	17097865000						
Illinois	17097865200						
Illinois	17097865300						
Illinois	17097865400						
Illinois	17097865501						
Illinois	17097865502						
Illinois	17097865600						
Illinois	17097865700						
Illinois	17097865801						
Illinois	17097865802						
Illinois	17097866000						
Illinois	17097866100						
Illinois	17097866200						
Illinois	17097990000						
Illinois	17099961701						
Illinois	17099961702						
Illinois	17099961800						
Illinois	17099961900						
Illinois	17099962000						
Illinois	17099962100						
Illinois	17099962200						
Illinois	17099962300						
Illinois	17099962400						
Illinois	17099962500						
Illinois	17099962600						
Illinois	17099962700						
Illinois	17099962800						
Illinois	17099962900						
Illinois	17099963000						
Illinois	17099963100						
Illinois	17099963200						
Illinois	17099963300						
Illinois	17099963400						
Illinois	17099963500						
Illinois	17099963600						
Illinois	17099963700						

AMERICAN OVERSIGHT

State	2012-2016 ACS LIC Tract	Enter "YES" Below to Nominate LIC	2012-2016 Tract Poverty Rate	2012-2016 Tract Median Family Income	2012-2016 State Median Family Income	2012-2016 Core Based Statistical Area (CBSA) Median Family Income	Metro/Non-Metro
Illinois	17099963800						
Illinois	17099963900						
Illinois	17099964000						
Illinois	17099964100						
Illinois	17099964200						
Illinois	17099964300						
Illinois	17101880700						
Illinois	17101880800						
Illinois	17101880900						
Illinois	17101881000						
Illinois	17101881100						
Illinois	17103000100						
Illinois	17103000200						
Illinois	17103000300						
Illinois	17103000400						
Illinois	17103000500						
Illinois	17103000600						
Illinois	17103000700						
Illinois	17103000800						
Illinois	17103000900						
Illinois	17105960100						
Illinois	17105960200						
Illinois	17105960300						
Illinois	17105960400						
Illinois	17105960500						
Illinois	17105960600						
Illinois	17105960700						
Illinois	17105960800						
Illinois	17105960900						
Illinois	17105961000						
Illinois	17107952900						
Illinois	17107953000						
Illinois	17107953100						
Illinois	17107953200						
Illinois	17107953300						
Illinois	17107953400						
Illinois	17107953500						
Illinois	17107953600						
Illinois	17109010100						
Illinois	17109010200						
Illinois	17109010300						
Illinois	17109010400						
Illinois	17109010500						
Illinois	17109010600						
Illinois	17109010700						
Illinois	17109010900						
Illinois	17109011000						
Illinois	17109011100						

AMERICAN OVERSIGHT

State	2012-2016 ACS LIC Tract	Enter "YES" Below to Nominate LIC	2012-2016 Tract Poverty Rate	2012-2016 Tract Median Family Income	2012-2016 State Median Family Income	2012-2016 Core Based Statistical Area (CBSA) Median Family Income	Metro/Non-Metro
Illinois	17111870101						
Illinois	17111870102						
Illinois	17111870200						
Illinois	17111870301						
Illinois	17111870302						
Illinois	17111870401						
Illinois	17111870402						
Illinois	17111870500						
Illinois	17111870603						
Illinois	17111870604						
Illinois	17111870605						
Illinois	17111870606						
Illinois	17111870702						
Illinois	17111870703						
Illinois	17111870704						
Illinois	17111870803						
Illinois	17111870807						
Illinois	17111870808						
Illinois	17111870809						
Illinois	17111870810						
Illinois	17111870811						
Illinois	17111870812						
Illinois	17111870902						
Illinois	17111870903						
Illinois	17111870904						
Illinois	17111870905						
Illinois	17111871003						
Illinois	17111871004						
Illinois	17111871104						
Illinois	17111871105						
Illinois	17111871106						
Illinois	17111871107						
Illinois	17111871108						
Illinois	17111871109						
Illinois	17111871201						
Illinois	17111871202						
Illinois	17111871205						
Illinois	17111871206						
Illinois	17111871207						
Illinois	17111871208						
Illinois	17111871209						
Illinois	17111871301						
Illinois	17111871304						
Illinois	17111871305						
Illinois	17111871306						
Illinois	17111871307						
Illinois	17111871310						
Illinois	17111871311						

AMERICAN OVERSIGHT

State	2012-2016 ACS LIC Tract	Enter "YES" Below to Nominate LIC	2012-2016 Tract Poverty Rate	2012-2016 Tract Median Family Income	2012-2016 State Median Family Income	2012-2016 Core Based Statistical Area (CBSA) Median Family Income	Metro/Non-Metro
Illinois	17111871402						
Illinois	17111871404						
Illinois	17111871500						
Illinois	17111871600						
Illinois	17113000102						
Illinois	17113000104						
Illinois	17113000105						
Illinois	17113000200						
Illinois	17113000301						
Illinois	17113000302						
Illinois	17113000400						
Illinois	17113000501						
Illinois	17113000502						
Illinois	17113000504						
Illinois	17113000505						
Illinois	17113001103						
Illinois	17113001104						
Illinois	17113001105						
Illinois	17113001106						
Illinois	17113001200						
Illinois	17113001301						
Illinois	17113001302						
Illinois	17113001303						
Illinois	17113001402						
Illinois	17113001403						
Illinois	17113001404						
Illinois	17113001500						
Illinois	17113001600						
Illinois	17113001700						
Illinois	17113001800						
Illinois	17113002101						
Illinois	17113002102						
Illinois	17113005101						
Illinois	17113005102						
Illinois	17113005201						
Illinois	17113005202						
Illinois	17113005400						
Illinois	17113005501						
Illinois	17113005502						
Illinois	17113005601						
Illinois	17113005602						
Illinois	17113005700						
Illinois	17113005800						
Illinois	17113005900						
Illinois	17113006000						
Illinois	17115000200						
Illinois	17115000300						
Illinois	17115000400						

AMERICAN OVERSIGHT

State	2012-2016 ACS LIC Tract	Enter "YES" Below to Nominate LIC	2012-2016 Tract Poverty Rate	2012-2016 Tract Median Family Income	2012-2016 State Median Family Income	2012-2016 Core Based Statistical Area (CBSA) Median Family Income	Metro/Non-Metro
Illinois	17115000500						
Illinois	17115000600						
Illinois	17115000900						
Illinois	17115001000						
Illinois	17115001100						
Illinois	17115001200						
Illinois	17115001300						
Illinois	17115001400						
Illinois	17115001500						
Illinois	17115001600						
Illinois	17115001700						
Illinois	17115001801						
Illinois	17115001802						
Illinois	17115001900						
Illinois	17115002000						
Illinois	17115002100						
Illinois	17115002200						
Illinois	17115002300						
Illinois	17115002401						
Illinois	17115002402						
Illinois	17115002500						
Illinois	17115002601						
Illinois	17115002602						
Illinois	17115002700						
Illinois	17115002800						
Illinois	17115002901						
Illinois	17115002902						
Illinois	17115002903						
Illinois	17115002904						
Illinois	17115003000						
Illinois	17115003100						
Illinois	17117956000						
Illinois	17117956100						
Illinois	17117956200						
Illinois	17117956300						
Illinois	17117956400						
Illinois	17117956500						
Illinois	17117956600						
Illinois	17117956700						
Illinois	17117956800						
Illinois	17117956900						
Illinois	17117957000						
Illinois	17117957100						
Illinois	17117957200						
Illinois	17119400101						
Illinois	17119400102						
Illinois	17119400200						
Illinois	17119400600						

AMERICAN OVERSIGHT

State	2012-2016 ACS LIC Tract	Enter "YES" Below to Nominate LIC	2012-2016 Tract Poverty Rate	2012-2016 Tract Median Family Income	2012-2016 State Median Family Income	2012-2016 Core Based Statistical Area (CBSA) Median Family Income	Metro/Non-Metro
Illinois	17119400700						
Illinois	17119400801						
Illinois	17119400802						
Illinois	17119400903						
Illinois	17119400904						
Illinois	17119400951						
Illinois	17119400952						
Illinois	17119401000						
Illinois	17119401100						
Illinois	17119401200						
Illinois	17119401300						
Illinois	17119401400						
Illinois	17119401500						
Illinois	17119401701						
Illinois	17119401721						
Illinois	17119401722						
Illinois	17119401800						
Illinois	17119401901						
Illinois	17119401903						
Illinois	17119401904						
Illinois	17119402000						
Illinois	17119402100						
Illinois	17119402200						
Illinois	17119402300						
Illinois	17119402400						
Illinois	17119402500						
Illinois	17119402600						
Illinois	17119402701						
Illinois	17119402721						
Illinois	17119402722						
Illinois	17119402801						
Illinois	17119402802						
Illinois	17119402803						
Illinois	17119402900						
Illinois	17119403001						
Illinois	17119403002						
Illinois	17119403101						
Illinois	17119403121						
Illinois	17119403122						
Illinois	17119403200						
Illinois	17119403300						
Illinois	17119403401						
Illinois	17119403402						
Illinois	17119403502						
Illinois	17119403531						
Illinois	17119403532						
Illinois	17119403533						
Illinois	17119403534						

AMERICAN OVERSIGHT

State	2012-2016 ACS LIC Tract	Enter "YES" Below to Nominate LIC	2012-2016 Tract Poverty Rate	2012-2016 Tract Median Family Income	2012-2016 State Median Family Income	2012-2016 Core Based Statistical Area (CBSA) Median Family Income	Metro/Non-Metro
Illinois	17119403601						
Illinois	17119403603						
Illinois	17119403604						
Illinois	17119403701						
Illinois	17119403702						
Illinois	17119403801						
Illinois	17119403802						
Illinois	17119404000						
Illinois	17119404100						
Illinois	17121951600						
Illinois	17121951700						
Illinois	17121951800						
Illinois	17121951900						
Illinois	17121952000						
Illinois	17121952100						
Illinois	17121952200						
Illinois	17121952300						
Illinois	17121952400						
Illinois	17121952500						
Illinois	17121952600						
Illinois	17121952700						
Illinois	17123961100						
Illinois	17123961200						
Illinois	17123961300						
Illinois	17123961400						
Illinois	17123961500						
Illinois	17125956300						
Illinois	17125956400						
Illinois	17125956500						
Illinois	17125956600						
Illinois	17125956700						
Illinois	17125956800						
Illinois	17127970100						
Illinois	17127970200						
Illinois	17127970300						
Illinois	17127970400						
Illinois	17129010100						
Illinois	17129010200						
Illinois	17129010300						
Illinois	17131040100						
Illinois	17131040200						
Illinois	17131040300						
Illinois	17131040400						
Illinois	17133600101						
Illinois	17133600102						
Illinois	17133600401						
Illinois	17133600402						
Illinois	17133600501						

AMERICAN OVERSIGHT

State	2012-2016 ACS LIC Tract	Enter "YES" Below to Nominate LIC	2012-2016 Tract Poverty Rate	2012-2016 Tract Median Family Income	2012-2016 State Median Family Income	2012-2016 Core Based Statistical Area (CBSA) Median Family Income	Metro/Non-Metro
Illinois	17133600502						
Illinois	17135957300						
Illinois	17135957400						
Illinois	17135957500						
Illinois	17135957600						
Illinois	17135957700						
Illinois	17135957800						
Illinois	17135957900						
Illinois	17135958000						
Illinois	17137951400						
Illinois	17137951500						
Illinois	17137951600						
Illinois	17137951700						
Illinois	17137951800						
Illinois	17137951900						
Illinois	17137952000						
Illinois	17137952100						
Illinois	17137952200						
Illinois	17137952300						
Illinois	17139976900						
Illinois	17139977000						
Illinois	17139977100						
Illinois	17139977200						
Illinois	17141960700						
Illinois	17141960800						
Illinois	17141960900						
Illinois	17141961000						
Illinois	17141961100						
Illinois	17141961200						
Illinois	17141961300						
Illinois	17141961400						
Illinois	17141961500						
Illinois	17141961600						
Illinois	17141961700						
Illinois	17143000100						
Illinois	17143000200						
Illinois	17143000300						
Illinois	17143000500						
Illinois	17143000600						
Illinois	17143000900						
Illinois	17143001200						
Illinois	17143001300						
Illinois	17143001500						
Illinois	17143001600						
Illinois	17143001800						
Illinois	17143001900						
Illinois	17143002000						
Illinois	17143002100						

AMERICAN OVERSIGHT

State	2012-2016 ACS LIC Tract	Enter "YES" Below to Nominate LIC	2012-2016 Tract Poverty Rate	2012-2016 Tract Median Family Income	2012-2016 State Median Family Income	2012-2016 Core Based Statistical Area (CBSA) Median Family Income	Metro/Non-Metro
Illinois	17143002200						
Illinois	17143002300						
Illinois	17143002400						
Illinois	17143002500						
Illinois	17143002600						
Illinois	17143002701						
Illinois	17143002702						
Illinois	17143002800						
Illinois	17143002900						
Illinois	17143003000						
Illinois	17143003101						
Illinois	17143003102						
Illinois	17143003200						
Illinois	17143003300						
Illinois	17143003401						
Illinois	17143003402						
Illinois	17143003601						
Illinois	17143003602						
Illinois	17143003700						
Illinois	17143003800						
Illinois	17143003900						
Illinois	17143004000						
Illinois	17143004101						
Illinois	17143004102						
Illinois	17143004200						
Illinois	17143004300						
Illinois	17143004400						
Illinois	17143004500						
Illinois	17143004600						
Illinois	17143004801						
Illinois	17143004802						
Illinois	17143004901						
Illinois	17143004902						
Illinois	17143005000						
Illinois	17145030100						
Illinois	17145030200						
Illinois	17145030300						
Illinois	17145030400						
Illinois	17145030500						
Illinois	17145030600						
Illinois	17147954500						
Illinois	17147954600						
Illinois	17147954700						
Illinois	17147954800						
Illinois	17149952400						
Illinois	17149952500						
Illinois	17149952600						
Illinois	17149952700						

AMERICAN OVERSIGHT

State	2012-2016 ACS LIC Tract	Enter "YES" Below to Nominate LIC	2012-2016 Tract Poverty Rate	2012-2016 Tract Median Family Income	2012-2016 State Median Family Income	2012-2016 Core Based Statistical Area (CBSA) Median Family Income	Metro/Non-Metro
Illinois	17149952800						
Illinois	17151971200						
Illinois	17151971300						
Illinois	17153971000						
Illinois	17153971100						
Illinois	17155954500						
Illinois	17155954600						
Illinois	17157950500						
Illinois	17157950600						
Illinois	17157950700						
Illinois	17157950800						
Illinois	17157950900						
Illinois	17157951000						
Illinois	17157951100						
Illinois	17157951200						
Illinois	17157951300						
Illinois	17159977900						
Illinois	17159978000						
Illinois	17159978100						
Illinois	17159978200						
Illinois	17159978300						
Illinois	17161020100						
Illinois	17161020200						
Illinois	17161020300						
Illinois	17161020400						
Illinois	17161020600						
Illinois	17161020700						
Illinois	17161020800						
Illinois	17161020900						
Illinois	17161021000						
Illinois	17161021100						
Illinois	17161021200						
Illinois	17161021300						
Illinois	17161021400						
Illinois	17161021500						
Illinois	17161021600						
Illinois	17161021700						
Illinois	17161021800						
Illinois	17161021900						
Illinois	17161022000						
Illinois	17161022100						
Illinois	17161022200						
Illinois	17161022300						
Illinois	17161022600						
Illinois	17161022800						
Illinois	17161022900						
Illinois	17161023000						
Illinois	17161023100						

AMERICAN OVERSIGHT

State	2012-2016 ACS LIC Tract	Enter "YES" Below to Nominate LIC	2012-2016 Tract Poverty Rate	2012-2016 Tract Median Family Income	2012-2016 State Median Family Income	2012-2016 Core Based Statistical Area (CBSA) Median Family Income	Metro/Non-Metro
Illinois	17161023200						
Illinois	17161023300						
Illinois	17161023500						
Illinois	17161023600						
Illinois	17161023700						
Illinois	17161024000						
Illinois	17161024101						
Illinois	17161024102						
Illinois	17161024103						
Illinois	17161024200						
Illinois	17161024300						
Illinois	17161024400						
Illinois	17161024500						
Illinois	17163500400						
Illinois	17163500500						
Illinois	17163500900						
Illinois	17163501100						
Illinois	17163501200						
Illinois	17163501300						
Illinois	17163501400						
Illinois	17163501501						
Illinois	17163501502						
Illinois	17163501602						
Illinois	17163501603						
Illinois	17163501604						
Illinois	17163501605						
Illinois	17163501700						
Illinois	17163501800						
Illinois	17163501900						
Illinois	17163502100						
Illinois	17163502200						
Illinois	17163502300						
Illinois	17163502401						
Illinois	17163502404						
Illinois	17163502500						
Illinois	17163502602						
Illinois	17163502603						
Illinois	17163502700						
Illinois	17163502800						
Illinois	17163502900						
Illinois	17163503100						
Illinois	17163503202						
Illinois	17163503203						
Illinois	17163503211						
Illinois	17163503301						
Illinois	17163503304						
Illinois	17163503322						
Illinois	17163503323						

AMERICAN OVERSIGHT

State	2012-2016 ACS LIC Tract	Enter "YES" Below to Nominate LIC	2012-2016 Tract Poverty Rate	2012-2016 Tract Median Family Income	2012-2016 State Median Family Income	2012-2016 Core Based Statistical Area (CBSA) Median Family Income	Metro/Non-Metro
Illinois	17163503324						
Illinois	17163503332						
Illinois	17163503334						
Illinois	17163503402						
Illinois	17163503404						
Illinois	17163503411						
Illinois	17163503412						
Illinois	17163503413						
Illinois	17163503414						
Illinois	17163503800						
Illinois	17163503903						
Illinois	17163503904						
Illinois	17163503905						
Illinois	17163503906						
Illinois	17163504001						
Illinois	17163504002						
Illinois	17163504302						
Illinois	17163504303						
Illinois	17163504351						
Illinois	17163504352						
Illinois	17163504353						
Illinois	17163504354						
Illinois	17163504355						
Illinois	17163504500						
Illinois	17163504600						
Illinois	17165955100						
Illinois	17165955500						
Illinois	17165955600						
Illinois	17165955700						
Illinois	17165955800						
Illinois	17165955900						
Illinois	17165956000						
Illinois	17165956100						
Illinois	17165956200						
Illinois	17167000100						
Illinois	17167000201						
Illinois	17167000202						
Illinois	17167000300						
Illinois	17167000400						
Illinois	17167000501						
Illinois	17167000503						
Illinois	17167000504						
Illinois	17167000600						
Illinois	17167000700						
Illinois	17167000800						
Illinois	17167000900						
Illinois	17167001001						
Illinois	17167001003						

AMERICAN OVERSIGHT

State	2012-2016 ACS LIC Tract	Enter "YES" Below to Nominate LIC	2012-2016 Tract Poverty Rate	2012-2016 Tract Median Family Income	2012-2016 State Median Family Income	2012-2016 Core Based Statistical Area (CBSA) Median Family Income	Metro/Non-Metro
Illinois	17167001004						
Illinois	17167001100						
Illinois	17167001200						
Illinois	17167001300						
Illinois	17167001400						
Illinois	17167001500						
Illinois	17167001600						
Illinois	17167001700						
Illinois	17167001800						
Illinois	17167001900						
Illinois	17167002000						
Illinois	17167002100						
Illinois	17167002200						
Illinois	17167002300						
Illinois	17167002400						
Illinois	17167002500						
Illinois	17167002600						
Illinois	17167002700						
Illinois	17167002801						
Illinois	17167002802						
Illinois	17167002900						
Illinois	17167003000						
Illinois	17167003100						
Illinois	17167003201						
Illinois	17167003202						
Illinois	17167003203						
Illinois	17167003300						
Illinois	17167003400						
Illinois	17167003500						
Illinois	17167003601						
Illinois	17167003602						
Illinois	17167003603						
Illinois	17167003604						
Illinois	17167003700						
Illinois	17167003801						
Illinois	17167003802						
Illinois	17167003901						
Illinois	17167003902						
Illinois	17167004000						
Illinois	17169970100						
Illinois	17169970200						
Illinois	17169970300						
Illinois	17171970600						
Illinois	17171970700						
Illinois	17173959100						
Illinois	17173959200						
Illinois	17173959300						
Illinois	17173959400						

AMERICAN OVERSIGHT

State	2012-2016 ACS LIC Tract	Enter "YES" Below to Nominate LIC	2012-2016 Tract Poverty Rate	2012-2016 Tract Median Family Income	2012-2016 State Median Family Income	2012-2016 Core Based Statistical Area (CBSA) Median Family Income	Metro/Non-Metro
Illinois	17173959500						
Illinois	17173959600						
Illinois	17175951400						
Illinois	17175951500						
Illinois	17177000100						
Illinois	17177000200						
Illinois	17177000300						
Illinois	17177000400						
Illinois	17177000500						
Illinois	17177000600						
Illinois	17177000700						
Illinois	17177000800						
Illinois	17177000900						
Illinois	17177001000						
Illinois	17177001100						
Illinois	17177001200						
Illinois	17177001300						
Illinois	17179020100						
Illinois	17179020301						
Illinois	17179020302						
Illinois	17179020400						
Illinois	17179020500						
Illinois	17179020600						
Illinois	17179020700						
Illinois	17179020800						
Illinois	17179020900						
Illinois	17179021000						
Illinois	17179021101						
Illinois	17179021102						
Illinois	17179021201						
Illinois	17179021202						
Illinois	17179021203						
Illinois	17179021500						
Illinois	17179021603						
Illinois	17179021604						
Illinois	17179021605						
Illinois	17179021606						
Illinois	17179021701						
Illinois	17179021702						
Illinois	17179021801						
Illinois	17179021802						
Illinois	17179021900						
Illinois	17179022000						
Illinois	17179022100						
Illinois	17179022200						
Illinois	17179022300						
Illinois	17179022400						
Illinois	17181950100						

AMERICAN OVERSIGHT

State	2012-2016 ACS LIC Tract	Enter "YES" Below to Nominate LIC	2012-2016 Tract Poverty Rate	2012-2016 Tract Median Family Income	2012-2016 State Median Family Income	2012-2016 Core Based Statistical Area (CBSA) Median Family Income	Metro/Non-Metro
Illinois	17181950200						
Illinois	17181950300						
Illinois	17181950400						
Illinois	17181950500						
Illinois	17183000100						
Illinois	17183000200						
Illinois	17183000300						
Illinois	17183000400						
Illinois	17183000500						
Illinois	17183000600						
Illinois	17183000700						
Illinois	17183000800						
Illinois	17183000900						
Illinois	17183001200						
Illinois	17183001300						
Illinois	17183010100						
Illinois	17183010200						
Illinois	17183010300						
Illinois	17183010400						
Illinois	17183010500						
Illinois	17183010600						
Illinois	17183010701						
Illinois	17183010702						
Illinois	17183010800						
Illinois	17183010900						
Illinois	17183011000						
Illinois	17183011100						
Illinois	17183011200						
Illinois	17185957200						
Illinois	17185957300						
Illinois	17185957400						
Illinois	17185957500						
Illinois	17187870100						
Illinois	17187870200						
Illinois	17187870300						
Illinois	17187870400						
Illinois	17187870500						
Illinois	17189950100						
Illinois	17189950200						
Illinois	17189950300						
Illinois	17189950400						
Illinois	17191954900						
Illinois	17191955000						
Illinois	17191955100						
Illinois	17191955200						
Illinois	17191955300						
Illinois	17193958000						
Illinois	17193958100						

AMERICAN OVERSIGHT

State	2012-2016 ACS LIC Tract	Enter "YES" Below to Nominate LIC	2012-2016 Tract Poverty Rate	2012-2016 Tract Median Family Income	2012-2016 State Median Family Income	2012-2016 Core Based Statistical Area (CBSA) Median Family Income	Metro/Non-Metro
Illinois	17193958200						
Illinois	17193958300						
Illinois	17193958400						
Illinois	17195000100						
Illinois	17195000200						
Illinois	17195000300						
Illinois	17195000400						
Illinois	17195000500						
Illinois	17195000600						
Illinois	17195000700						
Illinois	17195000800						
Illinois	17195000900						
Illinois	17195001000						
Illinois	17195001100						
Illinois	17195001200						
Illinois	17195001300						
Illinois	17195001400						
Illinois	17195001500						
Illinois	17195001600						
Illinois	17195001700						
Illinois	17195001800						
Illinois	17197880105						
Illinois	17197880106						
Illinois	17197880107						
Illinois	17197880109						
Illinois	17197880111						
Illinois	17197880112						
Illinois	17197880113						
Illinois	17197880114						
Illinois	17197880115						
Illinois	17197880116						
Illinois	17197880117						
Illinois	17197880118						
Illinois	17197880119						
Illinois	17197880120						
Illinois	17197880121						
Illinois	17197880202						
Illinois	17197880203						
Illinois	17197880204						
Illinois	17197880303						
Illinois	17197880304						
Illinois	17197880305						
Illinois	17197880306						
Illinois	17197880307						
Illinois	17197880308						
Illinois	17197880309						
Illinois	17197880310						
Illinois	17197880312						

AMERICAN OVERSIGHT

State	2012-2016 ACS LIC Tract	Enter "YES" Below to Nominate LIC	2012-2016 Tract Poverty Rate	2012-2016 Tract Median Family Income	2012-2016 State Median Family Income	2012-2016 Core Based Statistical Area (CBSA) Median Family Income	Metro/Non-Metro
Illinois	17197880313						
Illinois	17197880314						
Illinois	17197880404						
Illinois	17197880408						
Illinois	17197880410						
Illinois	17197880411						
Illinois	17197880412						
Illinois	17197880414						
Illinois	17197880415						
Illinois	17197880416						
Illinois	17197880417						
Illinois	17197880418						
Illinois	17197880419						
Illinois	17197880420						
Illinois	17197880421						
Illinois	17197880502						
Illinois	17197880503						
Illinois	17197880505						
Illinois	17197880507						
Illinois	17197880601						
Illinois	17197880602						
Illinois	17197880701						
Illinois	17197880702						
Illinois	17197880901						
Illinois	17197880903						
Illinois	17197880905						
Illinois	17197881001						
Illinois	17197881002						
Illinois	17197881005						
Illinois	17197881006						
Illinois	17197881007						
Illinois	17197881009						
Illinois	17197881010						
Illinois	17197881011						
Illinois	17197881012						
Illinois	17197881105						
Illinois	17197881107						
Illinois	17197881108						
Illinois	17197881109						
Illinois	17197881111						
Illinois	17197881112						
Illinois	17197881113						
Illinois	17197881115						
Illinois	17197881116						
Illinois	17197881200						
Illinois	17197881301						
Illinois	17197881302						
Illinois	17197881401						

AMERICAN OVERSIGHT

State	2012-2016 ACS LIC Tract	Enter "YES" Below to Nominate LIC	2012-2016 Tract Poverty Rate	2012-2016 Tract Median Family Income	2012-2016 State Median Family Income	2012-2016 Core Based Statistical Area (CBSA) Median Family Income	Metro/Non-Metro
Illinois	17197881402						
Illinois	17197881500						
Illinois	17197881601						
Illinois	17197881603						
Illinois	17197881604						
Illinois	17197881700						
Illinois	17197881800						
Illinois	17197881900						
Illinois	17197882000						
Illinois	17197882100						
Illinois	17197882200						
Illinois	17197882300						
Illinois	17197882400						
Illinois	17197882500						
Illinois	17197882601						
Illinois	17197882602						
Illinois	17197882701						
Illinois	17197882702						
Illinois	17197882801						
Illinois	17197882802						
Illinois	17197882900						
Illinois	17197883000						
Illinois	17197883100						
Illinois	17197883206						
Illinois	17197883208						
Illinois	17197883209						
Illinois	17197883210						
Illinois	17197883211						
Illinois	17197883212						
Illinois	17197883213						
Illinois	17197883214						
Illinois	17197883215						
Illinois	17197883216						
Illinois	17197883303						
Illinois	17197883304						
Illinois	17197883305						
Illinois	17197883306						
Illinois	17197883307						
Illinois	17197883401						
Illinois	17197883402						
Illinois	17197883504						
Illinois	17197883505						
Illinois	17197883507						
Illinois	17197883509						
Illinois	17197883510						
Illinois	17197883511						
Illinois	17197883513						
Illinois	17197883514						

AMERICAN OVERSIGHT

State	2012-2016 ACS LIC Tract	Enter "YES" Below to Nominate LIC	2012-2016 Tract Poverty Rate	2012-2016 Tract Median Family Income	2012-2016 State Median Family Income	2012-2016 Core Based Statistical Area (CBSA) Median Family Income	Metro/Non-Metro
Illinois	17197883515						
Illinois	17197883516						
Illinois	17197883517						
Illinois	17197883519						
Illinois	17197883521						
Illinois	17197883522						
Illinois	17197883602						
Illinois	17197883603						
Illinois	17197883605						
Illinois	17197883606						
Illinois	17197883700						
Illinois	17197883803						
Illinois	17197883804						
Illinois	17197883806						
Illinois	17197883808						
Illinois	17197883809						
Illinois	17197883810						
Illinois	17197883811						
Illinois	17197883902						
Illinois	17197883903						
Illinois	17197883904						
Illinois	17197884003						
Illinois	17197884004						
Illinois	17197884005						
Illinois	17197884006						
Illinois	17197884101						
Illinois	17197884103						
Illinois	17197980000						
Illinois	17197980100						
Illinois	17199020100						
Illinois	17199020201						
Illinois	17199020202						
Illinois	17199020300						
Illinois	17199020400						
Illinois	17199020500						
Illinois	17199020600						
Illinois	17199020700						
Illinois	17199020800						
Illinois	17199020900						
Illinois	17199021000						
Illinois	17199021100						
Illinois	17199021200						
Illinois	17199021300						
Illinois	17199021400						
Illinois	17201000101						
Illinois	17201000103						
Illinois	17201000104						
Illinois	17201000105						

AMERICAN OVERSIGHT

State	2012-2016 ACS LIC Tract	Enter "YES" Below to Nominate LIC	2012-2016 Tract Poverty Rate	2012-2016 Tract Median Family Income	2012-2016 State Median Family Income	2012-2016 Core Based Statistical Area (CBSA) Median Family Income	Metro/Non-Metro
Illinois	17201000200						
Illinois	17201000300						
Illinois	17201000401						
Illinois	17201000402						
Illinois	17201000403						
Illinois	17201000501						
Illinois	17201000502						
Illinois	17201000504						
Illinois	17201000506						
Illinois	17201000507						
Illinois	17201000510						
Illinois	17201000511						
Illinois	17201000512						
Illinois	17201000513						
Illinois	17201000514						
Illinois	17201000600						
Illinois	17201000700						
Illinois	17201000800						
Illinois	17201001000						
Illinois	17201001100						
Illinois	17201001200						
Illinois	17201001300						
Illinois	17201001400						
Illinois	17201001500						
Illinois	17201001600						
Illinois	17201001700						
Illinois	17201001800						
Illinois	17201001900						
Illinois	17201002000						
Illinois	17201002100						
Illinois	17201002200						
Illinois	17201002301						
Illinois	17201002302						
Illinois	17201002400						
Illinois	17201002500						
Illinois	17201002600						
Illinois	17201002700						
Illinois	17201002800						
Illinois	17201002900						
Illinois	17201003000						
Illinois	17201003100						
Illinois	17201003200						
Illinois	17201003300						
Illinois	17201003400						
Illinois	17201003500						
Illinois	17201003601						
Illinois	17201003602						
Illinois	17201003604						

AMERICAN OVERSIGHT

State	2012-2016 ACS LIC Tract	Enter "YES" Below to Nominate LIC	2012-2016 Tract Poverty Rate	2012-2016 Tract Median Family Income	2012-2016 State Median Family Income	2012-2016 Core Based Statistical Area (CBSA) Median Family Income	Metro/Non-Metro
Illinois	17201003605						
Illinois	17201003606						
Illinois	17201003705						
Illinois	17201003706						
Illinois	17201003707						
Illinois	17201003708						
Illinois	17201003709						
Illinois	17201003710						
Illinois	17201003711						
Illinois	17201003801						
Illinois	17201003805						
Illinois	17201003806						
Illinois	17201003807						
Illinois	17201003808						
Illinois	17201003809						
Illinois	17201003901						
Illinois	17201003903						
Illinois	17201003904						
Illinois	17201004001						
Illinois	17201004002						
Illinois	17201004003						
Illinois	17201004100						
Illinois	17201004200						
Illinois	17201004300						
Illinois	17201980000						
Illinois	17203030100						
Illinois	17203030200						
Illinois	17203030300						
Illinois	17203030400						
Illinois	17203030501						
Illinois	17203030502						
Illinois	17203030601						
Illinois	17203030602						
Illinois	17203030700						
Indiana	18001030100						
Indiana	18001030200						
Indiana	18001030300						
Indiana	18001030400						
Indiana	18001030500						
Indiana	18001030600						
Indiana	18001030700						
Indiana	18003000100						
Indiana	18003000300						
Indiana	18003000400						
Indiana	18003000500						
Indiana	18003000600						
Indiana	18003000701						
Indiana	18003000704						

AMERICAN OVERSIGHT

State	2012-2016 ACS LIC Tract	Enter "YES" Below to Nominate LIC	2012-2016 Tract Poverty Rate	2012-2016 Tract Median Family Income	2012-2016 State Median Family Income	2012-2016 Core Based Statistical Area (CBSA) Median Family Income	Metro/Non-Metro
Indiana	18003000800						
Indiana	18003000900						
Indiana	18003001000						
Indiana	18003001100						
Indiana	18003001200						
Indiana	18003001300						
Indiana	18003001600						
Indiana	18003001700						
Indiana	18003002000						
Indiana	18003002100						
Indiana	18003002200						
Indiana	18003002300						
Indiana	18003002500						
Indiana	18003002600						
Indiana	18003002800						
Indiana	18003002900						
Indiana	18003003000						
Indiana	18003003100						
Indiana	18003003200						
Indiana	18003003301						
Indiana	18003003304						
Indiana	18003003400						
Indiana	18003003500						
Indiana	18003003600						
Indiana	18003003700						
Indiana	18003003800						
Indiana	18003003901						
Indiana	18003003902						
Indiana	18003004000						
Indiana	18003004101						
Indiana	18003004103						
Indiana	18003004300						
Indiana	18003004400						
Indiana	18003010100						
Indiana	18003010201						
Indiana	18003010202						
Indiana	18003010304						
Indiana	18003010305						
Indiana	18003010306						
Indiana	18003010307						
Indiana	18003010308						
Indiana	18003010400						
Indiana	18003010500						
Indiana	18003010601						
Indiana	18003010602						
Indiana	18003010603						
Indiana	18003010604						
Indiana	18003010705						

AMERICAN OVERSIGHT

State	2012-2016 ACS LIC Tract	Enter "YES" Below to Nominate LIC	2012-2016 Tract Poverty Rate	2012-2016 Tract Median Family Income	2012-2016 State Median Family Income	2012-2016 Core Based Statistical Area (CBSA) Median Family Income	Metro/Non-Metro
Indiana	18003010706						
Indiana	18003010707						
Indiana	18003010803						
Indiana	18003010804						
Indiana	18003010807						
Indiana	18003010808						
Indiana	18003010809						
Indiana	18003010811						
Indiana	18003010812						
Indiana	18003010813						
Indiana	18003010815						
Indiana	18003010816						
Indiana	18003010817						
Indiana	18003010819						
Indiana	18003010821						
Indiana	18003010900						
Indiana	18003011000						
Indiana	18003011100						
Indiana	18003011201						
Indiana	18003011202						
Indiana	18003011204						
Indiana	18003011205						
Indiana	18003011302						
Indiana	18003011303						
Indiana	18003011304						
Indiana	18003011501						
Indiana	18003011502						
Indiana	18003011603						
Indiana	18003011604						
Indiana	18003011605						
Indiana	18003011606						
Indiana	18003011607						
Indiana	18003011608						
Indiana	18003011609						
Indiana	18003011701						
Indiana	18003011702						
Indiana	18003011801						
Indiana	18003011802						
Indiana	18003011900						
Indiana	18003980001						
Indiana	18003980002						
Indiana	18005010100						
Indiana	18005010200						
Indiana	18005010300						
Indiana	18005010400						
Indiana	18005010500						
Indiana	18005010600						
Indiana	18005010700						

AMERICAN OVERSIGHT

State	2012-2016 ACS LIC Tract	Enter "YES" Below to Nominate LIC	2012-2016 Tract Poverty Rate	2012-2016 Tract Median Family Income	2012-2016 State Median Family Income	2012-2016 Core Based Statistical Area (CBSA) Median Family Income	Metro/Non-Metro
Indiana	18005010800						
Indiana	18005010900						
Indiana	18005011000						
Indiana	18005011100						
Indiana	18005011200						
Indiana	18005011300						
Indiana	18005011400						
Indiana	18005011500						
Indiana	18007100100						
Indiana	18007100200						
Indiana	18007100300						
Indiana	18009975100						
Indiana	18009975200						
Indiana	18009975300						
Indiana	18009975400						
Indiana	18011810100						
Indiana	18011810200						
Indiana	18011810300						
Indiana	18011810400						
Indiana	18011810500						
Indiana	18011810601						
Indiana	18011810603						
Indiana	18011810604						
Indiana	18011810605						
Indiana	18011810700						
Indiana	18013974600						
Indiana	18013974700						
Indiana	18013974800						
Indiana	18013974900						
Indiana	18015959300						
Indiana	18015959400						
Indiana	18015959500						
Indiana	18015959600						
Indiana	18015959700						
Indiana	18015959800						
Indiana	18015959900						
Indiana	18017950900						
Indiana	18017951000						
Indiana	18017951100						
Indiana	18017951200						
Indiana	18017951300						
Indiana	18017951400						
Indiana	18017951500						
Indiana	18017951600						
Indiana	18017951700						
Indiana	18017951800						
Indiana	18017951900						
Indiana	18019050100						

AMERICAN OVERSIGHT

State	2012-2016 ACS LIC Tract	Enter "YES" Below to Nominate LIC	2012-2016 Tract Poverty Rate	2012-2016 Tract Median Family Income	2012-2016 State Median Family Income	2012-2016 Core Based Statistical Area (CBSA) Median Family Income	Metro/Non-Metro
Indiana	18019050200						
Indiana	18019050303						
Indiana	18019050304						
Indiana	18019050305						
Indiana	18019050306						
Indiana	18019050401						
Indiana	18019050403						
Indiana	18019050404						
Indiana	18019050501						
Indiana	18019050503						
Indiana	18019050504						
Indiana	18019050603						
Indiana	18019050604						
Indiana	18019050605						
Indiana	18019050606						
Indiana	18019050701						
Indiana	18019050703						
Indiana	18019050704						
Indiana	18019050801						
Indiana	18019050803						
Indiana	18019050804						
Indiana	18019050902						
Indiana	18019050903						
Indiana	18019050904						
Indiana	18019051000						
Indiana	18021040100						
Indiana	18021040200						
Indiana	18021040300						
Indiana	18021040400						
Indiana	18021040500						
Indiana	18021040600						
Indiana	18023950100						
Indiana	18023950200						
Indiana	18023950300						
Indiana	18023950400						
Indiana	18023950500						
Indiana	18023950600						
Indiana	18023950700						
Indiana	18023950800						
Indiana	18025951900						
Indiana	18025952000						
Indiana	18025952100						
Indiana	18027954300						
Indiana	18027954400						
Indiana	18027954500						
Indiana	18027954600						
Indiana	18027954700						
Indiana	18027954800						

AMERICAN OVERSIGHT

State	2012-2016 ACS LIC Tract	Enter "YES" Below to Nominate LIC	2012-2016 Tract Poverty Rate	2012-2016 Tract Median Family Income	2012-2016 State Median Family Income	2012-2016 Core Based Statistical Area (CBSA) Median Family Income	Metro/Non-Metro
Indiana	18027954900						
Indiana	18029080101						
Indiana	18029080103						
Indiana	18029080104						
Indiana	18029080201						
Indiana	18029080202						
Indiana	18029080300						
Indiana	18029080400						
Indiana	18029080500						
Indiana	18029080600						
Indiana	18029080700						
Indiana	18031969000						
Indiana	18031969100						
Indiana	18031969200						
Indiana	18031969300						
Indiana	18031969400						
Indiana	18031969500						
Indiana	18033020100						
Indiana	18033020200						
Indiana	18033020300						
Indiana	18033020400						
Indiana	18033020500						
Indiana	18033020601						
Indiana	18033020602						
Indiana	18033020700						
Indiana	18033020800						
Indiana	18035000300						
Indiana	18035000400						
Indiana	18035000500						
Indiana	18035000600						
Indiana	18035000700						
Indiana	18035000800						
Indiana	18035000902						
Indiana	18035000903						
Indiana	18035000904						
Indiana	18035001000						
Indiana	18035001100						
Indiana	18035001200						
Indiana	18035001300						
Indiana	18035001400						
Indiana	18035001500						
Indiana	18035001600						
Indiana	18035001700						
Indiana	18035002000						
Indiana	18035002100						
Indiana	18035002200						
Indiana	18035002301						
Indiana	18035002302						

AMERICAN OVERSIGHT

State	2012-2016 ACS LIC Tract	Enter "YES" Below to Nominate LIC	2012-2016 Tract Poverty Rate	2012-2016 Tract Median Family Income	2012-2016 State Median Family Income	2012-2016 Core Based Statistical Area (CBSA) Median Family Income	Metro/Non-Metro
Indiana	18035002401						
Indiana	18035002402						
Indiana	18035002500						
Indiana	18035002601						
Indiana	18035002602						
Indiana	18035002700						
Indiana	18035002800						
Indiana	18035002900						
Indiana	18037953200						
Indiana	18037953300						
Indiana	18037953400						
Indiana	18037953500						
Indiana	18037953600						
Indiana	18037953700						
Indiana	18037953800						
Indiana	18039000100						
Indiana	18039000200						
Indiana	18039000301						
Indiana	18039000302						
Indiana	18039000400						
Indiana	18039000501						
Indiana	18039000502						
Indiana	18039000600						
Indiana	18039000700						
Indiana	18039000801						
Indiana	18039000802						
Indiana	18039000900						
Indiana	18039001000						
Indiana	18039001100						
Indiana	18039001200						
Indiana	18039001300						
Indiana	18039001400						
Indiana	18039001501						
Indiana	18039001502						
Indiana	18039001601						
Indiana	18039001602						
Indiana	18039001701						
Indiana	18039001702						
Indiana	18039001801						
Indiana	18039001802						
Indiana	18039001901						
Indiana	18039001902						
Indiana	18039002000						
Indiana	18039002101						
Indiana	18039002102						
Indiana	18039002200						
Indiana	18039002300						
Indiana	18039002400						

AMERICAN OVERSIGHT

State	2012-2016 ACS LIC Tract	Enter "YES" Below to Nominate LIC	2012-2016 Tract Poverty Rate	2012-2016 Tract Median Family Income	2012-2016 State Median Family Income	2012-2016 Core Based Statistical Area (CBSA) Median Family Income	Metro/Non-Metro
Indiana	18039002600						
Indiana	18039002700						
Indiana	18039002900						
Indiana	18041954000						
Indiana	18041954100						
Indiana	18041954200						
Indiana	18041954300						
Indiana	18041954400						
Indiana	18041954500						
Indiana	18041954600						
Indiana	18043070200						
Indiana	18043070301						
Indiana	18043070302						
Indiana	18043070400						
Indiana	18043070500						
Indiana	18043070600						
Indiana	18043070700						
Indiana	18043070801						
Indiana	18043070802						
Indiana	18043070901						
Indiana	18043070902						
Indiana	18043071003						
Indiana	18043071004						
Indiana	18043071005						
Indiana	18043071006						
Indiana	18043071007						
Indiana	18043071101						
Indiana	18043071103						
Indiana	18043071104						
Indiana	18043071200						
Indiana	18045957600						
Indiana	18045957700						
Indiana	18045957800						
Indiana	18045957900						
Indiana	18045958000						
Indiana	18047960100						
Indiana	18047969600						
Indiana	18047969700						
Indiana	18047969800						
Indiana	18047969900						
Indiana	18049953000						
Indiana	18049953100						
Indiana	18049953200						
Indiana	18049953300						
Indiana	18049953400						
Indiana	18049953500						
Indiana	18051050100						
Indiana	18051050200						

AMERICAN OVERSIGHT

State	2012-2016 ACS LIC Tract	Enter "YES" Below to Nominate LIC	2012-2016 Tract Poverty Rate	2012-2016 Tract Median Family Income	2012-2016 State Median Family Income	2012-2016 Core Based Statistical Area (CBSA) Median Family Income	Metro/Non-Metro
Indiana	18051050300						
Indiana	18051050401						
Indiana	18051050402						
Indiana	18051050501						
Indiana	18051050502						
Indiana	18053000100						
Indiana	18053000200						
Indiana	18053000400						
Indiana	18053000500						
Indiana	18053000600						
Indiana	18053000700						
Indiana	18053000800						
Indiana	18053000900						
Indiana	18053010100						
Indiana	18053010200						
Indiana	18053010300						
Indiana	18053010400						
Indiana	18053010500						
Indiana	18053010600						
Indiana	18053010700						
Indiana	18053010800						
Indiana	18055954701						
Indiana	18055954702						
Indiana	18055954800						
Indiana	18055954900						
Indiana	18055955000						
Indiana	18055955100						
Indiana	18055955200						
Indiana	18055955300						
Indiana	18055955400						
Indiana	18057110100						
Indiana	18057110201						
Indiana	18057110202						
Indiana	18057110300						
Indiana	18057110401						
Indiana	18057110403						
Indiana	18057110404						
Indiana	18057110505						
Indiana	18057110506						
Indiana	18057110507						
Indiana	18057110508						
Indiana	18057110509						
Indiana	18057110511						
Indiana	18057110512						
Indiana	18057110600						
Indiana	18057110700						
Indiana	18057110804						
Indiana	18057110805						

AMERICAN OVERSIGHT

State	2012-2016 ACS LIC Tract	Enter "YES" Below to Nominate LIC	2012-2016 Tract Poverty Rate	2012-2016 Tract Median Family Income	2012-2016 State Median Family Income	2012-2016 Core Based Statistical Area (CBSA) Median Family Income	Metro/Non-Metro
Indiana	18057110806						
Indiana	18057110807						
Indiana	18057110808						
Indiana	18057110809						
Indiana	18057110810						
Indiana	18057110811						
Indiana	18057110812						
Indiana	18057110903						
Indiana	18057110904						
Indiana	18057110905						
Indiana	18057110906						
Indiana	18057110907						
Indiana	18057110908						
Indiana	18057111001						
Indiana	18057111003						
Indiana	18057111004						
Indiana	18057111006						
Indiana	18057111007						
Indiana	18057111008						
Indiana	18057111101						
Indiana	18057111102						
Indiana	18059410100						
Indiana	18059410200						
Indiana	18059410300						
Indiana	18059410400						
Indiana	18059410500						
Indiana	18059410600						
Indiana	18059410700						
Indiana	18059410800						
Indiana	18059410900						
Indiana	18059411000						
Indiana	18061060100						
Indiana	18061060200						
Indiana	18061060300						
Indiana	18061060400						
Indiana	18061060500						
Indiana	18061060600						
Indiana	18063210102						
Indiana	18063210103						
Indiana	18063210104						
Indiana	18063210201						
Indiana	18063210202						
Indiana	18063210300						
Indiana	18063210400						
Indiana	18063210501						
Indiana	18063210502						
Indiana	18063210603						
Indiana	18063210604						

AMERICAN OVERSIGHT

State	2012-2016 ACS LIC Tract	Enter "YES" Below to Nominate LIC	2012-2016 Tract Poverty Rate	2012-2016 Tract Median Family Income	2012-2016 State Median Family Income	2012-2016 Core Based Statistical Area (CBSA) Median Family Income	Metro/Non-Metro
Indiana	18063210605						
Indiana	18063210606						
Indiana	18063210607						
Indiana	18063210608						
Indiana	18063210700						
Indiana	18063210801						
Indiana	18063210802						
Indiana	18063210900						
Indiana	18063211000						
Indiana	18063211100						
Indiana	18065975500						
Indiana	18065975600						
Indiana	18065975700						
Indiana	18065975800						
Indiana	18065975900						
Indiana	18065976000						
Indiana	18065976100						
Indiana	18065976300						
Indiana	18065976400						
Indiana	18065976500						
Indiana	18065976600						
Indiana	18065976700						
Indiana	18065976800						
Indiana	18067000200						
Indiana	18067000300						
Indiana	18067000400						
Indiana	18067000500						
Indiana	18067000600						
Indiana	18067000700						
Indiana	18067000800						
Indiana	18067000900						
Indiana	18067001000						
Indiana	18067001100						
Indiana	18067001200						
Indiana	18067001300						
Indiana	18067001400						
Indiana	18067001500						
Indiana	18067010100						
Indiana	18067010200						
Indiana	18067010300						
Indiana	18067010400						
Indiana	18067010500						
Indiana	18067010600						
Indiana	18069961300						
Indiana	18069961400						
Indiana	18069961500						
Indiana	18069961600						
Indiana	18069961700						

AMERICAN OVERSIGHT

State	2012-2016 ACS LIC Tract	Enter "YES" Below to Nominate LIC	2012-2016 Tract Poverty Rate	2012-2016 Tract Median Family Income	2012-2016 State Median Family Income	2012-2016 Core Based Statistical Area (CBSA) Median Family Income	Metro/Non-Metro
Indiana	18069961800						
Indiana	18069961900						
Indiana	18069962000						
Indiana	18069962100						
Indiana	18071967500						
Indiana	18071967600						
Indiana	18071967700						
Indiana	18071967800						
Indiana	18071967901						
Indiana	18071967902						
Indiana	18071968000						
Indiana	18071968100						
Indiana	18071968200						
Indiana	18071968300						
Indiana	18073100400						
Indiana	18073100800						
Indiana	18073100901						
Indiana	18073100902						
Indiana	18073101000						
Indiana	18073101100						
Indiana	18073101200						
Indiana	18073101300						
Indiana	18075962700						
Indiana	18075962800						
Indiana	18075962900						
Indiana	18075963000						
Indiana	18075963100						
Indiana	18075963200						
Indiana	18075963300						
Indiana	18077966000						
Indiana	18077966100						
Indiana	18077966200						
Indiana	18077966300						
Indiana	18077966400						
Indiana	18077966500						
Indiana	18077966600						
Indiana	18079960200						
Indiana	18079960301						
Indiana	18079960302						
Indiana	18079960400						
Indiana	18079960500						
Indiana	18079960600						
Indiana	18081610100						
Indiana	18081610201						
Indiana	18081610202						
Indiana	18081610300						
Indiana	18081610401						
Indiana	18081610403						

AMERICAN OVERSIGHT

State	2012-2016 ACS LIC Tract	Enter "YES" Below to Nominate LIC	2012-2016 Tract Poverty Rate	2012-2016 Tract Median Family Income	2012-2016 State Median Family Income	2012-2016 Core Based Statistical Area (CBSA) Median Family Income	Metro/Non-Metro
Indiana	18081610404						
Indiana	18081610500						
Indiana	18081610603						
Indiana	18081610604						
Indiana	18081610605						
Indiana	18081610606						
Indiana	18081610701						
Indiana	18081610702						
Indiana	18081610801						
Indiana	18081610802						
Indiana	18081610900						
Indiana	18081611000						
Indiana	18081611100						
Indiana	18081611200						
Indiana	18081611300						
Indiana	18081611400						
Indiana	18083955000						
Indiana	18083955100						
Indiana	18083955200						
Indiana	18083955300						
Indiana	18083955400						
Indiana	18083955500						
Indiana	18083955600						
Indiana	18083955700						
Indiana	18083955800						
Indiana	18083955900						
Indiana	18085960900						
Indiana	18085961000						
Indiana	18085961100						
Indiana	18085961200						
Indiana	18085961300						
Indiana	18085961400						
Indiana	18085961500						
Indiana	18085961600						
Indiana	18085961700						
Indiana	18085961800						
Indiana	18085961900						
Indiana	18085962000						
Indiana	18085962100						
Indiana	18085962200						
Indiana	18085962300						
Indiana	18085962400						
Indiana	18085962500						
Indiana	18085962600						
Indiana	18085962700						
Indiana	18087970100						
Indiana	18087970200						
Indiana	18087970300						

AMERICAN OVERSIGHT

State	2012-2016 ACS LIC Tract	Enter "YES" Below to Nominate LIC	2012-2016 Tract Poverty Rate	2012-2016 Tract Median Family Income	2012-2016 State Median Family Income	2012-2016 Core Based Statistical Area (CBSA) Median Family Income	Metro/Non-Metro
Indiana	18087970401						
Indiana	18087970402						
Indiana	18087970500						
Indiana	18087970600						
Indiana	18087970700						
Indiana	18089010100						
Indiana	18089010201						
Indiana	18089010203						
Indiana	18089010205						
Indiana	18089010302						
Indiana	18089010304						
Indiana	18089010400						
Indiana	18089010500						
Indiana	18089010600						
Indiana	18089010900						
Indiana	18089011000						
Indiana	18089011100						
Indiana	18089011200						
Indiana	18089011300						
Indiana	18089011400						
Indiana	18089011500						
Indiana	18089011600						
Indiana	18089011700						
Indiana	18089011800						
Indiana	18089011900						
Indiana	18089012000						
Indiana	18089012100						
Indiana	18089012200						
Indiana	18089012300						
Indiana	18089012400						
Indiana	18089012500						
Indiana	18089012600						
Indiana	18089012700						
Indiana	18089012800						
Indiana	18089020100						
Indiana	18089020200						
Indiana	18089020300						
Indiana	18089020400						
Indiana	18089020500						
Indiana	18089020600						
Indiana	18089020700						
Indiana	18089020800						
Indiana	18089020900						
Indiana	18089021000						
Indiana	18089021100						
Indiana	18089021300						
Indiana	18089021400						
Indiana	18089021500						

AMERICAN OVERSIGHT

State	2012-2016 ACS LIC Tract	Enter "YES" Below to Nominate LIC	2012-2016 Tract Poverty Rate	2012-2016 Tract Median Family Income	2012-2016 State Median Family Income	2012-2016 Core Based Statistical Area (CBSA) Median Family Income	Metro/Non-Metro
Indiana	18089021600						
Indiana	18089021700						
Indiana	18089021800						
Indiana	18089021900						
Indiana	18089022000						
Indiana	18089030100						
Indiana	18089030200						
Indiana	18089030300						
Indiana	18089030400						
Indiana	18089030500						
Indiana	18089030600						
Indiana	18089030700						
Indiana	18089030800						
Indiana	18089030900						
Indiana	18089031000						
Indiana	18089040100						
Indiana	18089040200						
Indiana	18089040300						
Indiana	18089040401						
Indiana	18089040402						
Indiana	18089040403						
Indiana	18089040501						
Indiana	18089040502						
Indiana	18089040600						
Indiana	18089040700						
Indiana	18089040801						
Indiana	18089040802						
Indiana	18089040900						
Indiana	18089041001						
Indiana	18089041002						
Indiana	18089041100						
Indiana	18089041200						
Indiana	18089041302						
Indiana	18089041400						
Indiana	18089041500						
Indiana	18089041600						
Indiana	18089041700						
Indiana	18089041800						
Indiana	18089041900						
Indiana	18089042000						
Indiana	18089042100						
Indiana	18089042200						
Indiana	18089042300						
Indiana	18089042401						
Indiana	18089042402						
Indiana	18089042403						
Indiana	18089042501						
Indiana	18089042503						

AMERICAN OVERSIGHT

State	2012-2016 ACS LIC Tract	Enter "YES" Below to Nominate LIC	2012-2016 Tract Poverty Rate	2012-2016 Tract Median Family Income	2012-2016 State Median Family Income	2012-2016 Core Based Statistical Area (CBSA) Median Family Income	Metro/Non-Metro
Indiana	18089042504						
Indiana	18089042505						
Indiana	18089042602						
Indiana	18089042605						
Indiana	18089042606						
Indiana	18089042607						
Indiana	18089042608						
Indiana	18089042609						
Indiana	18089042702						
Indiana	18089042703						
Indiana	18089042704						
Indiana	18089042801						
Indiana	18089042802						
Indiana	18089042901						
Indiana	18089042902						
Indiana	18089043001						
Indiana	18089043002						
Indiana	18089043101						
Indiana	18089043102						
Indiana	18089043201						
Indiana	18089043202						
Indiana	18089043300						
Indiana	18089043401						
Indiana	18089043403						
Indiana	18089043404						
Indiana	18089043405						
Indiana	18089990000						
Indiana	18091040100						
Indiana	18091040300						
Indiana	18091040400						
Indiana	18091040500						
Indiana	18091040600						
Indiana	18091040700						
Indiana	18091040800						
Indiana	18091040900						
Indiana	18091041100						
Indiana	18091041200						
Indiana	18091041300						
Indiana	18091041400						
Indiana	18091041500						
Indiana	18091041600						
Indiana	18091041700						
Indiana	18091041800						
Indiana	18091041900						
Indiana	18091042000						
Indiana	18091042100						
Indiana	18091042200						
Indiana	18091042300						

AMERICAN OVERSIGHT

State	2012-2016 ACS LIC Tract	Enter "YES" Below to Nominate LIC	2012-2016 Tract Poverty Rate	2012-2016 Tract Median Family Income	2012-2016 State Median Family Income	2012-2016 Core Based Statistical Area (CBSA) Median Family Income	Metro/Non-Metro
Indiana	18091042400						
Indiana	18091042500						
Indiana	18091042600						
Indiana	18091042700						
Indiana	18091042800						
Indiana	18091042900						
Indiana	18091043000						
Indiana	18091990000						
Indiana	18093950400						
Indiana	18093950500						
Indiana	18093950600						
Indiana	18093950700						
Indiana	18093950800						
Indiana	18093950900						
Indiana	18093951000						
Indiana	18093951100						
Indiana	18093951200						
Indiana	18093951300						
Indiana	18095000300						
Indiana	18095000400						
Indiana	18095000500						
Indiana	18095000800						
Indiana	18095000900						
Indiana	18095001000						
Indiana	18095001100						
Indiana	18095001200						
Indiana	18095001300						
Indiana	18095001400						
Indiana	18095001500						
Indiana	18095001600						
Indiana	18095001700						
Indiana	18095001800						
Indiana	18095001900						
Indiana	18095002000						
Indiana	18095010100						
Indiana	18095010200						
Indiana	18095010300						
Indiana	18095010400						
Indiana	18095010500						
Indiana	18095010600						
Indiana	18095010700						
Indiana	18095010800						
Indiana	18095010900						
Indiana	18095011000						
Indiana	18095011100						
Indiana	18095011200						
Indiana	18095011300						
Indiana	18095011400						

AMERICAN OVERSIGHT

State	2012-2016 ACS LIC Tract	Enter "YES" Below to Nominate LIC	2012-2016 Tract Poverty Rate	2012-2016 Tract Median Family Income	2012-2016 State Median Family Income	2012-2016 Core Based Statistical Area (CBSA) Median Family Income	Metro/Non-Metro
Indiana	18095011501						
Indiana	18095011502						
Indiana	18095011600						
Indiana	18095011700						
Indiana	18095011800						
Indiana	18095011900						
Indiana	18095012000						
Indiana	18097310103						
Indiana	18097310104						
Indiana	18097310105						
Indiana	18097310106						
Indiana	18097310108						
Indiana	18097310110						
Indiana	18097310111						
Indiana	18097310201						
Indiana	18097310203						
Indiana	18097310204						
Indiana	18097310305						
Indiana	18097310306						
Indiana	18097310308						
Indiana	18097310309						
Indiana	18097310310						
Indiana	18097310311						
Indiana	18097310312						
Indiana	18097320105						
Indiana	18097320106						
Indiana	18097320107						
Indiana	18097320108						
Indiana	18097320109						
Indiana	18097320202						
Indiana	18097320203						
Indiana	18097320204						
Indiana	18097320301						
Indiana	18097320303						
Indiana	18097320304						
Indiana	18097320400						
Indiana	18097320500						
Indiana	18097320600						
Indiana	18097320700						
Indiana	18097320800						
Indiana	18097320901						
Indiana	18097320902						
Indiana	18097320903						
Indiana	18097321001						
Indiana	18097321002						
Indiana	18097321100						
Indiana	18097321200						
Indiana	18097321300						

AMERICAN OVERSIGHT

State	2012-2016 ACS LIC Tract	Enter "YES" Below to Nominate LIC	2012-2016 Tract Poverty Rate	2012-2016 Tract Median Family Income	2012-2016 State Median Family Income	2012-2016 Core Based Statistical Area (CBSA) Median Family Income	Metro/Non-Metro
Indiana	18097321400						
Indiana	18097321600						
Indiana	18097321700						
Indiana	18097321800						
Indiana	18097321900						
Indiana	18097322000						
Indiana	18097322100						
Indiana	18097322200						
Indiana	18097322300						
Indiana	18097322400						
Indiana	18097322500						
Indiana	18097322600						
Indiana	18097322700						
Indiana	18097330103						
Indiana	18097330105						
Indiana	18097330106						
Indiana	18097330107						
Indiana	18097330108						
Indiana	18097330109						
Indiana	18097330202						
Indiana	18097330203						
Indiana	18097330204						
Indiana	18097330206						
Indiana	18097330208						
Indiana	18097330209						
Indiana	18097330401						
Indiana	18097330500						
Indiana	18097330600						
Indiana	18097330700						
Indiana	18097330803						
Indiana	18097330804						
Indiana	18097330805						
Indiana	18097330806						
Indiana	18097330900						
Indiana	18097331000						
Indiana	18097340101						
Indiana	18097340102						
Indiana	18097340108						
Indiana	18097340109						
Indiana	18097340110						
Indiana	18097340111						
Indiana	18097340112						
Indiana	18097340113						
Indiana	18097340114						
Indiana	18097340201						
Indiana	18097340202						
Indiana	18097340300						
Indiana	18097340400						

AMERICAN OVERSIGHT

State	2012-2016 ACS LIC Tract	Enter "YES" Below to Nominate LIC	2012-2016 Tract Poverty Rate	2012-2016 Tract Median Family Income	2012-2016 State Median Family Income	2012-2016 Core Based Statistical Area (CBSA) Median Family Income	Metro/Non-Metro
Indiana	18097340500						
Indiana	18097340600						
Indiana	18097340700						
Indiana	18097340800						
Indiana	18097340901						
Indiana	18097340902						
Indiana	18097341000						
Indiana	18097341100						
Indiana	18097341200						
Indiana	18097341600						
Indiana	18097341700						
Indiana	18097341902						
Indiana	18097341903						
Indiana	18097341904						
Indiana	18097342000						
Indiana	18097342101						
Indiana	18097342200						
Indiana	18097342300						
Indiana	18097342400						
Indiana	18097342500						
Indiana	18097342600						
Indiana	18097350100						
Indiana	18097350300						
Indiana	18097350400						
Indiana	18097350500						
Indiana	18097350600						
Indiana	18097350700						
Indiana	18097350800						
Indiana	18097350900						
Indiana	18097351000						
Indiana	18097351200						
Indiana	18097351500						
Indiana	18097351600						
Indiana	18097351700						
Indiana	18097351900						
Indiana	18097352100						
Indiana	18097352300						
Indiana	18097352400						
Indiana	18097352500						
Indiana	18097352600						
Indiana	18097352700						
Indiana	18097352800						
Indiana	18097353300						
Indiana	18097353500						
Indiana	18097353600						
Indiana	18097354200						
Indiana	18097354400						
Indiana	18097354500						

AMERICAN OVERSIGHT

State	2012-2016 ACS LIC Tract	Enter "YES" Below to Nominate LIC	2012-2016 Tract Poverty Rate	2012-2016 Tract Median Family Income	2012-2016 State Median Family Income	2012-2016 Core Based Statistical Area (CBSA) Median Family Income	Metro/Non-Metro
Indiana	18097354700						
Indiana	18097354800						
Indiana	18097354900						
Indiana	18097355000						
Indiana	18097355100						
Indiana	18097355300						
Indiana	18097355400						
Indiana	18097355500						
Indiana	18097355600						
Indiana	18097355700						
Indiana	18097355900						
Indiana	18097356200						
Indiana	18097356400						
Indiana	18097356900						
Indiana	18097357000						
Indiana	18097357100						
Indiana	18097357200						
Indiana	18097357300						
Indiana	18097357400						
Indiana	18097357500						
Indiana	18097357600						
Indiana	18097357800						
Indiana	18097357900						
Indiana	18097358000						
Indiana	18097358100						
Indiana	18097360101						
Indiana	18097360102						
Indiana	18097360201						
Indiana	18097360202						
Indiana	18097360301						
Indiana	18097360302						
Indiana	18097360401						
Indiana	18097360402						
Indiana	18097360404						
Indiana	18097360405						
Indiana	18097360501						
Indiana	18097360502						
Indiana	18097360601						
Indiana	18097360602						
Indiana	18097360700						
Indiana	18097360800						
Indiana	18097360900						
Indiana	18097361000						
Indiana	18097361100						
Indiana	18097361200						
Indiana	18097361300						
Indiana	18097361400						
Indiana	18097361600						

AMERICAN OVERSIGHT

State	2012-2016 ACS LIC Tract	Enter "YES" Below to Nominate LIC	2012-2016 Tract Poverty Rate	2012-2016 Tract Median Family Income	2012-2016 State Median Family Income	2012-2016 Core Based Statistical Area (CBSA) Median Family Income	Metro/Non-Metro
Indiana	18097370201						
Indiana	18097370202						
Indiana	18097370301						
Indiana	18097370302						
Indiana	18097380100						
Indiana	18097380200						
Indiana	18097380300						
Indiana	18097380402						
Indiana	18097380403						
Indiana	18097380404						
Indiana	18097380501						
Indiana	18097380502						
Indiana	18097380600						
Indiana	18097380700						
Indiana	18097380800						
Indiana	18097380901						
Indiana	18097380902						
Indiana	18097381001						
Indiana	18097381002						
Indiana	18097381101						
Indiana	18097381102						
Indiana	18097381201						
Indiana	18097381203						
Indiana	18097381204						
Indiana	18097381205						
Indiana	18097390101						
Indiana	18097390102						
Indiana	18097390200						
Indiana	18097390300						
Indiana	18097390402						
Indiana	18097390403						
Indiana	18097390404						
Indiana	18097390405						
Indiana	18097390500						
Indiana	18097390600						
Indiana	18097390700						
Indiana	18097390800						
Indiana	18097390900						
Indiana	18097391000						
Indiana	18099020101						
Indiana	18099020102						
Indiana	18099020201						
Indiana	18099020202						
Indiana	18099020301						
Indiana	18099020302						
Indiana	18099020400						
Indiana	18099020500						
Indiana	18099020600						

AMERICAN OVERSIGHT

State	2012-2016 ACS LIC Tract	Enter "YES" Below to Nominate LIC	2012-2016 Tract Poverty Rate	2012-2016 Tract Median Family Income	2012-2016 State Median Family Income	2012-2016 Core Based Statistical Area (CBSA) Median Family Income	Metro/Non-Metro
Indiana	18099020701						
Indiana	18099020702						
Indiana	18099020800						
Indiana	18101950100						
Indiana	18101950200						
Indiana	18101950300						
Indiana	18103952000						
Indiana	18103952100						
Indiana	18103952200						
Indiana	18103952300						
Indiana	18103952400						
Indiana	18103952500						
Indiana	18103952600						
Indiana	18103952700						
Indiana	18103952800						
Indiana	18103952900						
Indiana	18105000100						
Indiana	18105000201						
Indiana	18105000202						
Indiana	18105000301						
Indiana	18105000302						
Indiana	18105000401						
Indiana	18105000402						
Indiana	18105000501						
Indiana	18105000502						
Indiana	18105000601						
Indiana	18105000602						
Indiana	18105000700						
Indiana	18105000800						
Indiana	18105000901						
Indiana	18105000903						
Indiana	18105000904						
Indiana	18105001001						
Indiana	18105001002						
Indiana	18105001101						
Indiana	18105001102						
Indiana	18105001103						
Indiana	18105001200						
Indiana	18105001301						
Indiana	18105001303						
Indiana	18105001304						
Indiana	18105001305						
Indiana	18105001401						
Indiana	18105001402						
Indiana	18105001501						
Indiana	18105001502						
Indiana	18105001600						
Indiana	18107956700						

AMERICAN OVERSIGHT

State	2012-2016 ACS LIC Tract	Enter "YES" Below to Nominate LIC	2012-2016 Tract Poverty Rate	2012-2016 Tract Median Family Income	2012-2016 State Median Family Income	2012-2016 Core Based Statistical Area (CBSA) Median Family Income	Metro/Non-Metro
Indiana	18107956800						
Indiana	18107956900						
Indiana	18107957000						
Indiana	18107957100						
Indiana	18107957200						
Indiana	18107957300						
Indiana	18107957400						
Indiana	18107957500						
Indiana	18109510100						
Indiana	18109510201						
Indiana	18109510202						
Indiana	18109510300						
Indiana	18109510401						
Indiana	18109510402						
Indiana	18109510500						
Indiana	18109510600						
Indiana	18109510701						
Indiana	18109510702						
Indiana	18109510800						
Indiana	18109510900						
Indiana	18109511000						
Indiana	18111100400						
Indiana	18111100500						
Indiana	18111100600						
Indiana	18111100700						
Indiana	18113971700						
Indiana	18113971800						
Indiana	18113971900						
Indiana	18113972000						
Indiana	18113972100						
Indiana	18113972200						
Indiana	18113972300						
Indiana	18113972400						
Indiana	18113972500						
Indiana	18113972600						
Indiana	18115965700						
Indiana	18115965800						
Indiana	18117951300						
Indiana	18117951400						
Indiana	18117951500						
Indiana	18117951600						
Indiana	18117951700						
Indiana	18117951800						
Indiana	18119955500						
Indiana	18119955600						
Indiana	18119955700						
Indiana	18119955800						
Indiana	18119955900						

AMERICAN OVERSIGHT

State	2012-2016 ACS LIC Tract	Enter "YES" Below to Nominate LIC	2012-2016 Tract Poverty Rate	2012-2016 Tract Median Family Income	2012-2016 State Median Family Income	2012-2016 Core Based Statistical Area (CBSA) Median Family Income	Metro/Non-Metro
Indiana	18121030100						
Indiana	18121030200						
Indiana	18121030300						
Indiana	18121030400						
Indiana	18123952200						
Indiana	18123952300						
Indiana	18123952400						
Indiana	18123952500						
Indiana	18123952600						
Indiana	18125953900						
Indiana	18125954000						
Indiana	18125954100						
Indiana	18125954200						
Indiana	18127050101						
Indiana	18127050103						
Indiana	18127050202						
Indiana	18127050203						
Indiana	18127050300						
Indiana	18127050402						
Indiana	18127050405						
Indiana	18127050407						
Indiana	18127050501						
Indiana	18127050503						
Indiana	18127050505						
Indiana	18127050506						
Indiana	18127050507						
Indiana	18127050508						
Indiana	18127050509						
Indiana	18127050602						
Indiana	18127050603						
Indiana	18127050604						
Indiana	18127050702						
Indiana	18127050703						
Indiana	18127050704						
Indiana	18127050800						
Indiana	18127050900						
Indiana	18127051002						
Indiana	18127051005						
Indiana	18127051006						
Indiana	18127051007						
Indiana	18127051008						
Indiana	18127051101						
Indiana	18127051102						
Indiana	18127980001						
Indiana	18127980002						
Indiana	18127990000						
Indiana	18129040100						
Indiana	18129040200						

AMERICAN OVERSIGHT

State	2012-2016 ACS LIC Tract	Enter "YES" Below to Nominate LIC	2012-2016 Tract Poverty Rate	2012-2016 Tract Median Family Income	2012-2016 State Median Family Income	2012-2016 Core Based Statistical Area (CBSA) Median Family Income	Metro/Non-Metro
Indiana	18129040300						
Indiana	18129040400						
Indiana	18129040500						
Indiana	18129040600						
Indiana	18129040700						
Indiana	18131958900						
Indiana	18131959000						
Indiana	18131959100						
Indiana	18131959200						
Indiana	18133956000						
Indiana	18133956100						
Indiana	18133956200						
Indiana	18133956300						
Indiana	18133956400						
Indiana	18133956500						
Indiana	18133956600						
Indiana	18135951400						
Indiana	18135951500						
Indiana	18135951600						
Indiana	18135951700						
Indiana	18135951800						
Indiana	18135951900						
Indiana	18135952000						
Indiana	18135952100						
Indiana	18137968400						
Indiana	18137968500						
Indiana	18137968600						
Indiana	18137968700						
Indiana	18137968800						
Indiana	18137968900						
Indiana	18139974100						
Indiana	18139974200						
Indiana	18139974300						
Indiana	18139974400						
Indiana	18139974500						
Indiana	18141000100						
Indiana	18141000200						
Indiana	18141000301						
Indiana	18141000302						
Indiana	18141000400						
Indiana	18141000500						
Indiana	18141000600						
Indiana	18141000700						
Indiana	18141000800						
Indiana	18141000900						
Indiana	18141001000						
Indiana	18141001100						
Indiana	18141001200						

AMERICAN OVERSIGHT

State	2012-2016 ACS LIC Tract	Enter "YES" Below to Nominate LIC	2012-2016 Tract Poverty Rate	2012-2016 Tract Median Family Income	2012-2016 State Median Family Income	2012-2016 Core Based Statistical Area (CBSA) Median Family Income	Metro/Non-Metro
Indiana	18141001300						
Indiana	18141001400						
Indiana	18141001500						
Indiana	18141001600						
Indiana	18141001700						
Indiana	18141001900						
Indiana	18141002000						
Indiana	18141002100						
Indiana	18141002200						
Indiana	18141002300						
Indiana	18141002400						
Indiana	18141002500						
Indiana	18141002600						
Indiana	18141002700						
Indiana	18141002800						
Indiana	18141002900						
Indiana	18141003000						
Indiana	18141003100						
Indiana	18141003200						
Indiana	18141003300						
Indiana	18141003400						
Indiana	18141003500						
Indiana	18141010100						
Indiana	18141010200						
Indiana	18141010300						
Indiana	18141010400						
Indiana	18141010500						
Indiana	18141010600						
Indiana	18141010700						
Indiana	18141010800						
Indiana	18141010900						
Indiana	18141011000						
Indiana	18141011100						
Indiana	18141011201						
Indiana	18141011202						
Indiana	18141011301						
Indiana	18141011302						
Indiana	18141011303						
Indiana	18141011304						
Indiana	18141011305						
Indiana	18141011306						
Indiana	18141011403						
Indiana	18141011404						
Indiana	18141011405						
Indiana	18141011406						
Indiana	18141011501						
Indiana	18141011503						
Indiana	18141011504						

AMERICAN OVERSIGHT

State	2012-2016 ACS LIC Tract	Enter "YES" Below to Nominate LIC	2012-2016 Tract Poverty Rate	2012-2016 Tract Median Family Income	2012-2016 State Median Family Income	2012-2016 Core Based Statistical Area (CBSA) Median Family Income	Metro/Non-Metro
Indiana	18141011505						
Indiana	18141011506						
Indiana	18141011601						
Indiana	18141011602						
Indiana	18141011701						
Indiana	18141011702						
Indiana	18141011801						
Indiana	18141011802						
Indiana	18141011900						
Indiana	18141012000						
Indiana	18141012100						
Indiana	18141012200						
Indiana	18141012300						
Indiana	18141012400						
Indiana	18143966700						
Indiana	18143966800						
Indiana	18143966900						
Indiana	18143967000						
Indiana	18143967100						
Indiana	18145710100						
Indiana	18145710200						
Indiana	18145710300						
Indiana	18145710400						
Indiana	18145710500						
Indiana	18145710601						
Indiana	18145710602						
Indiana	18145710700						
Indiana	18145710800						
Indiana	18145710900						
Indiana	18147952700						
Indiana	18147952800						
Indiana	18147952900						
Indiana	18147953000						
Indiana	18147953100						
Indiana	18149953600						
Indiana	18149953700						
Indiana	18149953800						
Indiana	18149953900						
Indiana	18149954000						
Indiana	18149954100						
Indiana	18149954200						
Indiana	18151970800						
Indiana	18151970900						
Indiana	18151971000						
Indiana	18151971100						
Indiana	18151971200						
Indiana	18151971300						
Indiana	18151971400						

AMERICAN OVERSIGHT

State	2012-2016 ACS LIC Tract	Enter "YES" Below to Nominate LIC	2012-2016 Tract Poverty Rate	2012-2016 Tract Median Family Income	2012-2016 State Median Family Income	2012-2016 Core Based Statistical Area (CBSA) Median Family Income	Metro/Non-Metro
Indiana	18151971500						
Indiana	18151971600						
Indiana	18153050100						
Indiana	18153050200						
Indiana	18153050300						
Indiana	18153050400						
Indiana	18153050500						
Indiana	18155965700						
Indiana	18155965800						
Indiana	18155965900						
Indiana	18157000100						
Indiana	18157000200						
Indiana	18157000300						
Indiana	18157000400						
Indiana	18157000700						
Indiana	18157000800						
Indiana	18157001000						
Indiana	18157001100						
Indiana	18157001200						
Indiana	18157001300						
Indiana	18157001400						
Indiana	18157001501						
Indiana	18157001502						
Indiana	18157001600						
Indiana	18157001700						
Indiana	18157001800						
Indiana	18157001900						
Indiana	18157005101						
Indiana	18157005102						
Indiana	18157005200						
Indiana	18157005300						
Indiana	18157005400						
Indiana	18157005500						
Indiana	18157010100						
Indiana	18157010201						
Indiana	18157010203						
Indiana	18157010204						
Indiana	18157010300						
Indiana	18157010400						
Indiana	18157010500						
Indiana	18157010600						
Indiana	18157010700						
Indiana	18157010800						
Indiana	18157010901						
Indiana	18157010902						
Indiana	18157011000						
Indiana	18157011100						
Indiana	18159020100						

AMERICAN OVERSIGHT

State	2012-2016 ACS LIC Tract	Enter "YES" Below to Nominate LIC	2012-2016 Tract Poverty Rate	2012-2016 Tract Median Family Income	2012-2016 State Median Family Income	2012-2016 Core Based Statistical Area (CBSA) Median Family Income	Metro/Non-Metro
Indiana	18159020200						
Indiana	18159020300						
Indiana	18159020400						
Indiana	18161960700						
Indiana	18161960800						
Indiana	18163000100						
Indiana	18163000201						
Indiana	18163000202						
Indiana	18163000300						
Indiana	18163000400						
Indiana	18163000500						
Indiana	18163000600						
Indiana	18163000800						
Indiana	18163000900						
Indiana	18163001000						
Indiana	18163001100						
Indiana	18163001200						
Indiana	18163001300						
Indiana	18163001400						
Indiana	18163001500						
Indiana	18163001700						
Indiana	18163001800						
Indiana	18163001900						
Indiana	18163002000						
Indiana	18163002100						
Indiana	18163002300						
Indiana	18163002400						
Indiana	18163002500						
Indiana	18163002600						
Indiana	18163002800						
Indiana	18163002900						
Indiana	18163003000						
Indiana	18163003100						
Indiana	18163003200						
Indiana	18163003300						
Indiana	18163003400						
Indiana	18163003500						
Indiana	18163003600						
Indiana	18163003701						
Indiana	18163003702						
Indiana	18163003801						
Indiana	18163003803						
Indiana	18163003804						
Indiana	18163003900						
Indiana	18163010100						
Indiana	18163010201						
Indiana	18163010202						
Indiana	18163010203						

AMERICAN OVERSIGHT

State	2012-2016 ACS LIC Tract	Enter "YES" Below to Nominate LIC	2012-2016 Tract Poverty Rate	2012-2016 Tract Median Family Income	2012-2016 State Median Family Income	2012-2016 Core Based Statistical Area (CBSA) Median Family Income	Metro/Non-Metro
Indiana	18163010403						
Indiana	18163010404						
Indiana	18163010500						
Indiana	18163010600						
Indiana	18163010700						
Indiana	18163980100						
Indiana	18165020100						
Indiana	18165020200						
Indiana	18165020300						
Indiana	18165020400						
Indiana	18165020500						
Indiana	18167000300						
Indiana	18167000400						
Indiana	18167000500						
Indiana	18167000600						
Indiana	18167000700						
Indiana	18167000900						
Indiana	18167001000						
Indiana	18167001100						
Indiana	18167001200						
Indiana	18167001300						
Indiana	18167001400						
Indiana	18167001500						
Indiana	18167001600						
Indiana	18167001700						
Indiana	18167001800						
Indiana	18167001900						
Indiana	18167010100						
Indiana	18167010201						
Indiana	18167010202						
Indiana	18167010300						
Indiana	18167010400						
Indiana	18167010500						
Indiana	18167010600						
Indiana	18167010701						
Indiana	18167010702						
Indiana	18167011000						
Indiana	18167011100						
Indiana	18167011200						
Indiana	18169102200						
Indiana	18169102300						
Indiana	18169102400						
Indiana	18169102500						
Indiana	18169102600						
Indiana	18169102700						
Indiana	18169102800						
Indiana	18169102900						
Indiana	18171951000						

AMERICAN OVERSIGHT

State	2012-2016 ACS LIC Tract	Enter "YES" Below to Nominate LIC	2012-2016 Tract Poverty Rate	2012-2016 Tract Median Family Income	2012-2016 State Median Family Income	2012-2016 Core Based Statistical Area (CBSA) Median Family Income	Metro/Non-Metro
Indiana	18171951100						
Indiana	18173030100						
Indiana	18173030200						
Indiana	18173030300						
Indiana	18173030400						
Indiana	18173030500						
Indiana	18173030600						
Indiana	18173030702						
Indiana	18173030703						
Indiana	18173030704						
Indiana	18173030705						
Indiana	18173030800						
Indiana	18175967200						
Indiana	18175967300						
Indiana	18175967400						
Indiana	18175967500						
Indiana	18175967600						
Indiana	18175967700						
Indiana	18177000200						
Indiana	18177000400						
Indiana	18177000500						
Indiana	18177000600						
Indiana	18177000700						
Indiana	18177000800						
Indiana	18177000900						
Indiana	18177001000						
Indiana	18177001100						
Indiana	18177010100						
Indiana	18177010200						
Indiana	18177010300						
Indiana	18177010400						
Indiana	18177010500						
Indiana	18177010600						
Indiana	18177010700						
Indiana	18177010800						
Indiana	18179040100						
Indiana	18179040200						
Indiana	18179040300						
Indiana	18179040400						
Indiana	18179040500						
Indiana	18179040600						
Indiana	18179040700						
Indiana	18181958100						
Indiana	18181958200						
Indiana	18181958300						
Indiana	18181958400						
Indiana	18181958500						
Indiana	18181958600						

AMERICAN OVERSIGHT

State	2012-2016 ACS LIC Tract	Enter "YES" Below to Nominate LIC	2012-2016 Tract Poverty Rate	2012-2016 Tract Median Family Income	2012-2016 State Median Family Income	2012-2016 Core Based Statistical Area (CBSA) Median Family Income	Metro/Non-Metro
Indiana	18181958700						
Indiana	18181958800						
Indiana	18183050100						
Indiana	18183050200						
Indiana	18183050300						
Indiana	18183050400						
Indiana	18183050500						
Indiana	18183050600						
Indiana	18183050700						
Iowa	19001960100						
Iowa	19001960200						
Iowa	19001960300						
Iowa	19003950100						
Iowa	19003950200						
Iowa	19005960100						
Iowa	19005960200						
Iowa	19005960300						
Iowa	19005960400						
Iowa	19005960500						
Iowa	19007950100						
Iowa	19007950200						
Iowa	19007950300						
Iowa	19007950400						
Iowa	19007950500						
Iowa	19009070100						
Iowa	19009070200						
Iowa	19009070300						
Iowa	19011960100						
Iowa	19011960200						
Iowa	19011960300						
Iowa	19011960400						
Iowa	19011960500						
Iowa	19011960600						
Iowa	19011960700						
Iowa	19013000100						
Iowa	19013000200						
Iowa	19013000300						
Iowa	19013000400						
Iowa	19013000500						
Iowa	19013000700						
Iowa	19013000800						
Iowa	19013000900						
Iowa	19013001000						
Iowa	19013001100						
Iowa	19013001200						
Iowa	19013001301						
Iowa	19013001302						
Iowa	19013001400						

AMERICAN OVERSIGHT

State	2012-2016 ACS LIC Tract	Enter "YES" Below to Nominate LIC	2012-2016 Tract Poverty Rate	2012-2016 Tract Median Family Income	2012-2016 State Median Family Income	2012-2016 Core Based Statistical Area (CBSA) Median Family Income	Metro/Non-Metro
Iowa	19013001501						
Iowa	19013001502						
Iowa	19013001503						
Iowa	19013001600						
Iowa	19013001701						
Iowa	19013001702						
Iowa	19013001800						
Iowa	19013001900						
Iowa	19013002000						
Iowa	19013002200						
Iowa	19013002301						
Iowa	19013002303						
Iowa	19013002304						
Iowa	19013002400						
Iowa	19013002500						
Iowa	19013002601						
Iowa	19013002603						
Iowa	19013002604						
Iowa	19013002700						
Iowa	19013002800						
Iowa	19013002901						
Iowa	19013002902						
Iowa	19013003001						
Iowa	19013003002						
Iowa	19015020100						
Iowa	19015020200						
Iowa	19015020300						
Iowa	19015020400						
Iowa	19015020500						
Iowa	19015020600						
Iowa	19015020700						
Iowa	19017004000						
Iowa	19017004100						
Iowa	19017004200						
Iowa	19017004300						
Iowa	19017004400						
Iowa	19017004500						
Iowa	19017004600						
Iowa	19017004700						
Iowa	19019950100						
Iowa	19019950200						
Iowa	19019950300						
Iowa	19019950400						
Iowa	19019950500						
Iowa	19019950600						
Iowa	19021960100						
Iowa	19021960200						
Iowa	19021960300						

AMERICAN OVERSIGHT

State	2012-2016 ACS LIC Tract	Enter "YES" Below to Nominate LIC	2012-2016 Tract Poverty Rate	2012-2016 Tract Median Family Income	2012-2016 State Median Family Income	2012-2016 Core Based Statistical Area (CBSA) Median Family Income	Metro/Non-Metro
Iowa	19021960400						
Iowa	19021960500						
Iowa	19021960600						
Iowa	19023070100						
Iowa	19023070200						
Iowa	19023070300						
Iowa	19023070400						
Iowa	19023070500						
Iowa	19025950100						
Iowa	19025950200						
Iowa	19025950300						
Iowa	19025950400						
Iowa	19027960100						
Iowa	19027960200						
Iowa	19027960300						
Iowa	19027960400						
Iowa	19027960500						
Iowa	19027960600						
Iowa	19029190100						
Iowa	19029190200						
Iowa	19029190300						
Iowa	19029190400						
Iowa	19029190500						
Iowa	19031450100						
Iowa	19031450200						
Iowa	19031450300						
Iowa	19031450400						
Iowa	19031450500						
Iowa	19033950102						
Iowa	19033950200						
Iowa	19033950300						
Iowa	19033950402						
Iowa	19033950600						
Iowa	19033950700						
Iowa	19033950800						
Iowa	19033950900						
Iowa	19033951000						
Iowa	19033951400						
Iowa	19033951600						
Iowa	19035080100						
Iowa	19035080200						
Iowa	19035080300						
Iowa	19035080400						
Iowa	19037070100						
Iowa	19037070200						
Iowa	19037070300						
Iowa	19037070400						
Iowa	19039960100						

AMERICAN OVERSIGHT

State	2012-2016 ACS LIC Tract	Enter "YES" Below to Nominate LIC	2012-2016 Tract Poverty Rate	2012-2016 Tract Median Family Income	2012-2016 State Median Family Income	2012-2016 Core Based Statistical Area (CBSA) Median Family Income	Metro/Non-Metro
Iowa	19039960200						
Iowa	19039960300						
Iowa	19041080100						
Iowa	19041080200						
Iowa	19041080300						
Iowa	19041080400						
Iowa	19043070100						
Iowa	19043070200						
Iowa	19043070300						
Iowa	19043070400						
Iowa	19043070500						
Iowa	19043070600						
Iowa	19045000100						
Iowa	19045000200						
Iowa	19045000300						
Iowa	19045000400						
Iowa	19045000500						
Iowa	19045000600						
Iowa	19045000700						
Iowa	19045000800						
Iowa	19045000900						
Iowa	19045001000						
Iowa	19045001100						
Iowa	19045001200						
Iowa	19047070100						
Iowa	19047070200						
Iowa	19047070300						
Iowa	19047070400						
Iowa	19047070500						
Iowa	19049050100						
Iowa	19049050200						
Iowa	19049050300						
Iowa	19049050400						
Iowa	19049050500						
Iowa	19049050600						
Iowa	19049050700						
Iowa	19049050803						
Iowa	19049050805						
Iowa	19049050807						
Iowa	19049050809						
Iowa	19049050811						
Iowa	19049050812						
Iowa	19049050901						
Iowa	19049050902						
Iowa	19051080100						
Iowa	19051080200						
Iowa	19053960100						
Iowa	19053960200						

AMERICAN OVERSIGHT

State	2012-2016 ACS LIC Tract	Enter "YES" Below to Nominate LIC	2012-2016 Tract Poverty Rate	2012-2016 Tract Median Family Income	2012-2016 State Median Family Income	2012-2016 Core Based Statistical Area (CBSA) Median Family Income	Metro/Non-Metro
Iowa	19053960300						
Iowa	19055950100						
Iowa	19055950200						
Iowa	19055950300						
Iowa	19055950400						
Iowa	19057000200						
Iowa	19057000300						
Iowa	19057000400						
Iowa	19057000500						
Iowa	19057000600						
Iowa	19057000700						
Iowa	19057000800						
Iowa	19057000900						
Iowa	19057001000						
Iowa	19057001100						
Iowa	19057001200						
Iowa	19059450200						
Iowa	19059450500						
Iowa	19059450800						
Iowa	19059451000						
Iowa	19059451100						
Iowa	19061000100						
Iowa	19061000300						
Iowa	19061000400						
Iowa	19061000500						
Iowa	19061000600						
Iowa	19061000701						
Iowa	19061000702						
Iowa	19061000801						
Iowa	19061000802						
Iowa	19061000900						
Iowa	19061001101						
Iowa	19061001102						
Iowa	19061001201						
Iowa	19061001202						
Iowa	19061001204						
Iowa	19061001205						
Iowa	19061010101						
Iowa	19061010103						
Iowa	19061010104						
Iowa	19061010105						
Iowa	19061010201						
Iowa	19061010202						
Iowa	19061010300						
Iowa	19061010400						
Iowa	19061010500						
Iowa	19061010600						
Iowa	19063070100						

AMERICAN OVERSIGHT

State	2012-2016 ACS LIC Tract	Enter "YES" Below to Nominate LIC	2012-2016 Tract Poverty Rate	2012-2016 Tract Median Family Income	2012-2016 State Median Family Income	2012-2016 Core Based Statistical Area (CBSA) Median Family Income	Metro/Non-Metro
Iowa	19063070200						
Iowa	19063070300						
Iowa	19063070400						
Iowa	19065080100						
Iowa	19065080200						
Iowa	19065080300						
Iowa	19065080400						
Iowa	19065080500						
Iowa	19065080600						
Iowa	19065080700						
Iowa	19067480100						
Iowa	19067480200						
Iowa	19067480300						
Iowa	19067480400						
Iowa	19067480500						
Iowa	19069360100						
Iowa	19069360200						
Iowa	19069360300						
Iowa	19071970100						
Iowa	19071970200						
Iowa	19071970300						
Iowa	19073080100						
Iowa	19073080200						
Iowa	19073080300						
Iowa	19073080500						
Iowa	19075960100						
Iowa	19075960200						
Iowa	19075960300						
Iowa	19075960400						
Iowa	19077950100						
Iowa	19077950200						
Iowa	19077950300						
Iowa	19079960100						
Iowa	19079960200						
Iowa	19079960300						
Iowa	19079960400						
Iowa	19079960500						
Iowa	19081270100						
Iowa	19081270200						
Iowa	19081270300						
Iowa	19081270400						
Iowa	19083480100						
Iowa	19083480200						
Iowa	19083480300						
Iowa	19083480400						
Iowa	19083480500						
Iowa	19083480600						
Iowa	19085290100						

AMERICAN OVERSIGHT

State	2012-2016 ACS LIC Tract	Enter "YES" Below to Nominate LIC	2012-2016 Tract Poverty Rate	2012-2016 Tract Median Family Income	2012-2016 State Median Family Income	2012-2016 Core Based Statistical Area (CBSA) Median Family Income	Metro/Non-Metro
Iowa	19085290200						
Iowa	19085290300						
Iowa	19085290400						
Iowa	19085290500						
Iowa	19087970100						
Iowa	19087970200						
Iowa	19087970300						
Iowa	19087970400						
Iowa	19087970500						
Iowa	19089960100						
Iowa	19089960200						
Iowa	19089960300						
Iowa	19091970100						
Iowa	19091970200						
Iowa	19091970300						
Iowa	19091970400						
Iowa	19093090100						
Iowa	19093090200						
Iowa	19093090300						
Iowa	19095960100						
Iowa	19095960200						
Iowa	19095960300						
Iowa	19095960400						
Iowa	19097950100						
Iowa	19097950200						
Iowa	19097950300						
Iowa	19097950400						
Iowa	19097950500						
Iowa	19097950600						
Iowa	19099040100						
Iowa	19099040200						
Iowa	19099040300						
Iowa	19099040400						
Iowa	19099040500						
Iowa	19099040600						
Iowa	19099040700						
Iowa	19099040800						
Iowa	19099040900						
Iowa	19101090100						
Iowa	19101090200						
Iowa	19101090300						
Iowa	19101090400						
Iowa	19103000100						
Iowa	19103000200						
Iowa	19103000301						
Iowa	19103000302						
Iowa	19103000400						
Iowa	19103000500						

AMERICAN OVERSIGHT

State	2012-2016 ACS LIC Tract	Enter "YES" Below to Nominate LIC	2012-2016 Tract Poverty Rate	2012-2016 Tract Median Family Income	2012-2016 State Median Family Income	2012-2016 Core Based Statistical Area (CBSA) Median Family Income	Metro/Non-Metro
Iowa	19103000600						
Iowa	19103001100						
Iowa	19103001200						
Iowa	19103001300						
Iowa	19103001400						
Iowa	19103001500						
Iowa	19103001600						
Iowa	19103001700						
Iowa	19103001801						
Iowa	19103001802						
Iowa	19103002100						
Iowa	19103002300						
Iowa	19103010100						
Iowa	19103010200						
Iowa	19103010301						
Iowa	19103010302						
Iowa	19103010400						
Iowa	19103010500						
Iowa	19105070100						
Iowa	19105070300						
Iowa	19105070400						
Iowa	19105070500						
Iowa	19105070600						
Iowa	19107080100						
Iowa	19107080200						
Iowa	19107080300						
Iowa	19107080400						
Iowa	19109950100						
Iowa	19109950200						
Iowa	19109950300						
Iowa	19109950400						
Iowa	19109950500						
Iowa	19109950600						
Iowa	19111490100						
Iowa	19111490200						
Iowa	19111490300						
Iowa	19111490400						
Iowa	19111490500						
Iowa	19111490600						
Iowa	19111490700						
Iowa	19111490800						
Iowa	19111490900						
Iowa	19111491000						
Iowa	19111491100						
Iowa	19113000100						
Iowa	19113000201						
Iowa	19113000203						
Iowa	19113000205						

AMERICAN OVERSIGHT

State	2012-2016 ACS LIC Tract	Enter "YES" Below to Nominate LIC	2012-2016 Tract Poverty Rate	2012-2016 Tract Median Family Income	2012-2016 State Median Family Income	2012-2016 Core Based Statistical Area (CBSA) Median Family Income	Metro/Non-Metro
Iowa	19113000206						
Iowa	19113000207						
Iowa	19113000300						
Iowa	19113000400						
Iowa	19113000500						
Iowa	19113000600						
Iowa	19113000700						
Iowa	19113000800						
Iowa	19113000901						
Iowa	19113000902						
Iowa	19113001001						
Iowa	19113001002						
Iowa	19113001003						
Iowa	19113001101						
Iowa	19113001102						
Iowa	19113001200						
Iowa	19113001300						
Iowa	19113001400						
Iowa	19113001500						
Iowa	19113001600						
Iowa	19113001700						
Iowa	19113001800						
Iowa	19113001900						
Iowa	19113002200						
Iowa	19113002300						
Iowa	19113002400						
Iowa	19113002500						
Iowa	19113002600						
Iowa	19113002700						
Iowa	19113002800						
Iowa	19113002900						
Iowa	19113003001						
Iowa	19113003002						
Iowa	19113010100						
Iowa	19113010200						
Iowa	19113010300						
Iowa	19113010400						
Iowa	19113010500						
Iowa	19113010600						
Iowa	19113010700						
Iowa	19113010800						
Iowa	19115450100						
Iowa	19115450200						
Iowa	19115450300						
Iowa	19117950100						
Iowa	19117950200						
Iowa	19117950300						
Iowa	19117950400						

AMERICAN OVERSIGHT

State	2012-2016 ACS LIC Tract	Enter "YES" Below to Nominate LIC	2012-2016 Tract Poverty Rate	2012-2016 Tract Median Family Income	2012-2016 State Median Family Income	2012-2016 Core Based Statistical Area (CBSA) Median Family Income	Metro/Non-Metro
Iowa	19119950100						
Iowa	19119950200						
Iowa	19119950300						
Iowa	19121060100						
Iowa	19121060200						
Iowa	19121060300						
Iowa	19123950100						
Iowa	19123950200						
Iowa	19123950300						
Iowa	19123950400						
Iowa	19123950500						
Iowa	19123950600						
Iowa	19123950700						
Iowa	19125030100						
Iowa	19125030200						
Iowa	19125030300						
Iowa	19125030401						
Iowa	19125030402						
Iowa	19125030500						
Iowa	19125030600						
Iowa	19125030700						
Iowa	19127950100						
Iowa	19127950200						
Iowa	19127950300						
Iowa	19127950400						
Iowa	19127950500						
Iowa	19127950600						
Iowa	19127950700						
Iowa	19127950800						
Iowa	19127950900						
Iowa	19127951000						
Iowa	19129040100						
Iowa	19129040201						
Iowa	19129040202						
Iowa	19129040301						
Iowa	19129040302						
Iowa	19131560100						
Iowa	19131560200						
Iowa	19131560300						
Iowa	19133960100						
Iowa	19133960200						
Iowa	19133960300						
Iowa	19133960400						
Iowa	19135070100						
Iowa	19135070200						
Iowa	19135070300						
Iowa	19137960100						
Iowa	19137960200						

AMERICAN OVERSIGHT

State	2012-2016 ACS LIC Tract	Enter "YES" Below to Nominate LIC	2012-2016 Tract Poverty Rate	2012-2016 Tract Median Family Income	2012-2016 State Median Family Income	2012-2016 Core Based Statistical Area (CBSA) Median Family Income	Metro/Non-Metro
Iowa	19137960300						
Iowa	19137960400						
Iowa	19139050100						
Iowa	19139050200						
Iowa	19139050300						
Iowa	19139050400						
Iowa	19139050500						
Iowa	19139050600						
Iowa	19139050700						
Iowa	19139050800						
Iowa	19139050900						
Iowa	19139051000						
Iowa	19141490100						
Iowa	19141490200						
Iowa	19141490300						
Iowa	19141490400						
Iowa	19143460100						
Iowa	19143460200						
Iowa	19145490100						
Iowa	19145490200						
Iowa	19145490300						
Iowa	19145490400						
Iowa	19145490500						
Iowa	19145490600						
Iowa	19147960100						
Iowa	19147960200						
Iowa	19147960300						
Iowa	19147960400						
Iowa	19149970100						
Iowa	19149970200						
Iowa	19149970300						
Iowa	19149970400						
Iowa	19149970500						
Iowa	19149970600						
Iowa	19151780100						
Iowa	19151780200						
Iowa	19151780300						
Iowa	19153000101						
Iowa	19153000102						
Iowa	19153000103						
Iowa	19153000201						
Iowa	19153000202						
Iowa	19153000300						
Iowa	19153000400						
Iowa	19153000500						
Iowa	19153000600						
Iowa	19153000701						
Iowa	19153000702						

AMERICAN OVERSIGHT

State	2012-2016 ACS LIC Tract	Enter "YES" Below to Nominate LIC	2012-2016 Tract Poverty Rate	2012-2016 Tract Median Family Income	2012-2016 State Median Family Income	2012-2016 Core Based Statistical Area (CBSA) Median Family Income	Metro/Non-Metro
Iowa	19153000703						
Iowa	19153000704						
Iowa	19153000801						
Iowa	19153000802						
Iowa	19153000803						
Iowa	19153000901						
Iowa	19153000902						
Iowa	19153001000						
Iowa	19153001100						
Iowa	19153001200						
Iowa	19153001500						
Iowa	19153001700						
Iowa	19153001800						
Iowa	19153001900						
Iowa	19153002100						
Iowa	19153002600						
Iowa	19153002700						
Iowa	19153002800						
Iowa	19153002900						
Iowa	19153003001						
Iowa	19153003002						
Iowa	19153003100						
Iowa	19153003200						
Iowa	19153003901						
Iowa	19153003902						
Iowa	19153004001						
Iowa	19153004004						
Iowa	19153004100						
Iowa	19153004200						
Iowa	19153004300						
Iowa	19153004400						
Iowa	19153004501						
Iowa	19153004502						
Iowa	19153004602						
Iowa	19153004603						
Iowa	19153004701						
Iowa	19153004702						
Iowa	19153004800						
Iowa	19153004900						
Iowa	19153005000						
Iowa	19153005100						
Iowa	19153005200						
Iowa	19153005300						
Iowa	19153010101						
Iowa	19153010102						
Iowa	19153010203						
Iowa	19153010205						
Iowa	19153010207						

AMERICAN OVERSIGHT

State	2012-2016 ACS LIC Tract	Enter "YES" Below to Nominate LIC	2012-2016 Tract Poverty Rate	2012-2016 Tract Median Family Income	2012-2016 State Median Family Income	2012-2016 Core Based Statistical Area (CBSA) Median Family Income	Metro/Non-Metro
Iowa	19153010208						
Iowa	19153010209						
Iowa	19153010211						
Iowa	19153010212						
Iowa	19153010404						
Iowa	19153010405						
Iowa	19153010406						
Iowa	19153010407						
Iowa	19153010408						
Iowa	19153010409						
Iowa	19153010500						
Iowa	19153010600						
Iowa	19153010702						
Iowa	19153010703						
Iowa	19153010705						
Iowa	19153010706						
Iowa	19153010802						
Iowa	19153010803						
Iowa	19153010804						
Iowa	19153011001						
Iowa	19153011021						
Iowa	19153011025						
Iowa	19153011026						
Iowa	19153011027						
Iowa	19153011028						
Iowa	19153011111						
Iowa	19153011112						
Iowa	19153011113						
Iowa	19153011114						
Iowa	19153011201						
Iowa	19153011203						
Iowa	19153011205						
Iowa	19153011206						
Iowa	19153011300						
Iowa	19153011404						
Iowa	19153011500						
Iowa	19153011600						
Iowa	19153011701						
Iowa	19153011702						
Iowa	19155021200						
Iowa	19155021400						
Iowa	19155021501						
Iowa	19155021502						
Iowa	19155021602						
Iowa	19155021603						
Iowa	19155021701						
Iowa	19155021702						
Iowa	19155030100						

AMERICAN OVERSIGHT

State	2012-2016 ACS LIC Tract	Enter "YES" Below to Nominate LIC	2012-2016 Tract Poverty Rate	2012-2016 Tract Median Family Income	2012-2016 State Median Family Income	2012-2016 Core Based Statistical Area (CBSA) Median Family Income	Metro/Non-Metro
Iowa	19155030200						
Iowa	19155030300						
Iowa	19155030401						
Iowa	19155030402						
Iowa	19155030501						
Iowa	19155030502						
Iowa	19155030601						
Iowa	19155030602						
Iowa	19155030700						
Iowa	19155030800						
Iowa	19155030900						
Iowa	19155031000						
Iowa	19155031100						
Iowa	19155031200						
Iowa	19155031300						
Iowa	19155031400						
Iowa	19155031601						
Iowa	19155031602						
Iowa	19155031700						
Iowa	19155031800						
Iowa	19155031900						
Iowa	19157370100						
Iowa	19157370200						
Iowa	19157370300						
Iowa	19157370400						
Iowa	19157370500						
Iowa	19159950100						
Iowa	19159950200						
Iowa	19161080100						
Iowa	19161080200						
Iowa	19161080300						
Iowa	19161080400						
Iowa	19163010101						
Iowa	19163010102						
Iowa	19163010201						
Iowa	19163010202						
Iowa	19163010300						
Iowa	19163010401						
Iowa	19163010402						
Iowa	19163010600						
Iowa	19163010700						
Iowa	19163010800						
Iowa	19163010900						
Iowa	19163011000						
Iowa	19163011100						
Iowa	19163011200						
Iowa	19163011300						
Iowa	19163011400						

AMERICAN OVERSIGHT

State	2012-2016 ACS LIC Tract	Enter "YES" Below to Nominate LIC	2012-2016 Tract Poverty Rate	2012-2016 Tract Median Family Income	2012-2016 State Median Family Income	2012-2016 Core Based Statistical Area (CBSA) Median Family Income	Metro/Non-Metro
Iowa	19163011500						
Iowa	19163011600						
Iowa	19163011700						
Iowa	19163011800						
Iowa	19163011900						
Iowa	19163012000						
Iowa	19163012100						
Iowa	19163012200						
Iowa	19163012300						
Iowa	19163012400						
Iowa	19163012501						
Iowa	19163012502						
Iowa	19163012601						
Iowa	19163012602						
Iowa	19163012701						
Iowa	19163012702						
Iowa	19163012801						
Iowa	19163012802						
Iowa	19163012901						
Iowa	19163012902						
Iowa	19163013000						
Iowa	19163013100						
Iowa	19163013200						
Iowa	19163013300						
Iowa	19163013400						
Iowa	19163013500						
Iowa	19163013600						
Iowa	19163013702						
Iowa	19163013703						
Iowa	19163013705						
Iowa	19163013706						
Iowa	19165960100						
Iowa	19165960200						
Iowa	19165960300						
Iowa	19165960400						
Iowa	19167070100						
Iowa	19167070200						
Iowa	19167070300						
Iowa	19167070400						
Iowa	19167070500						
Iowa	19167070600						
Iowa	19167070700						
Iowa	19169000100						
Iowa	19169000200						
Iowa	19169000300						
Iowa	19169000400						
Iowa	19169000500						
Iowa	19169000600						

AMERICAN OVERSIGHT

State	2012-2016 ACS LIC Tract	Enter "YES" Below to Nominate LIC	2012-2016 Tract Poverty Rate	2012-2016 Tract Median Family Income	2012-2016 State Median Family Income	2012-2016 Core Based Statistical Area (CBSA) Median Family Income	Metro/Non-Metro
Iowa	19169000700						
Iowa	19169000800						
Iowa	19169000900						
Iowa	19169001000						
Iowa	19169001100						
Iowa	19169001200						
Iowa	19169001301						
Iowa	19169001302						
Iowa	19169010100						
Iowa	19169010200						
Iowa	19169010300						
Iowa	19169010400						
Iowa	19169010500						
Iowa	19169010600						
Iowa	19171290100						
Iowa	19171290200						
Iowa	19171290300						
Iowa	19171290400						
Iowa	19171290500						
Iowa	19171290600						
Iowa	19173180100						
Iowa	19173180200						
Iowa	19173180300						
Iowa	19175190100						
Iowa	19175190200						
Iowa	19175190300						
Iowa	19175190400						
Iowa	19177950100						
Iowa	19177950200						
Iowa	19179960100						
Iowa	19179960200						
Iowa	19179960300						
Iowa	19179960400						
Iowa	19179960500						
Iowa	19179960600						
Iowa	19179960700						
Iowa	19179960800						
Iowa	19179960900						
Iowa	19179961000						
Iowa	19179961100						
Iowa	19181020100						
Iowa	19181020200						
Iowa	19181020300						
Iowa	19181020400						
Iowa	19181020500						
Iowa	19181020600						
Iowa	19181020700						
Iowa	19181020800						

AMERICAN OVERSIGHT

State	2012-2016 ACS LIC Tract	Enter "YES" Below to Nominate LIC	2012-2016 Tract Poverty Rate	2012-2016 Tract Median Family Income	2012-2016 State Median Family Income	2012-2016 Core Based Statistical Area (CBSA) Median Family Income	Metro/Non-Metro
Iowa	19181020900						
Iowa	19181021000						
Iowa	19181021100						
Iowa	19181021200						
Iowa	19183960100						
Iowa	19183960200						
Iowa	19183960300						
Iowa	19183960400						
Iowa	19183960500						
Iowa	19185070100						
Iowa	19185070200						
Iowa	19185070300						
Iowa	19187000100						
Iowa	19187000200						
Iowa	19187000300						
Iowa	19187000400						
Iowa	19187000500						
Iowa	19187000600						
Iowa	19187000700						
Iowa	19187000900						
Iowa	19187010100						
Iowa	19187010200						
Iowa	19187010300						
Iowa	19187010400						
Iowa	19189680100						
Iowa	19189680200						
Iowa	19189680300						
Iowa	19191950100						
Iowa	19191950200						
Iowa	19191950300						
Iowa	19191950400						
Iowa	19191950500						
Iowa	19193000100						
Iowa	19193000200						
Iowa	19193000300						
Iowa	19193000400						
Iowa	19193000500						
Iowa	19193000600						
Iowa	19193000700						
Iowa	19193000800						
Iowa	19193000900						
Iowa	19193001000						
Iowa	19193001100						
Iowa	19193001200						
Iowa	19193001300						
Iowa	19193001400						
Iowa	19193001500						
Iowa	19193001800						

AMERICAN OVERSIGHT

State	2012-2016 ACS LIC Tract	Enter "YES" Below to Nominate LIC	2012-2016 Tract Poverty Rate	2012-2016 Tract Median Family Income	2012-2016 State Median Family Income	2012-2016 Core Based Statistical Area (CBSA) Median Family Income	Metro/Non-Metro
Iowa	19193001900						
Iowa	19193002000						
Iowa	19193002101						
Iowa	19193002102						
Iowa	19193003100						
Iowa	19193003200						
Iowa	19193003300						
Iowa	19193003500						
Iowa	19193003600						
Iowa	19193940200						
Iowa	19195690100						
Iowa	19195690200						
Iowa	19195690300						
Iowa	19197680100						
Iowa	19197680200						
Iowa	19197680300						
Iowa	19197680400						
Iowa	19197680500						
Kansas	20001952600						
Kansas	20001952700						
Kansas	20001952800						
Kansas	20001952900						
Kansas	20001953000						
Kansas	20003953600						
Kansas	20003953700						
Kansas	20005081600						
Kansas	20005081700						
Kansas	20005081800						
Kansas	20005081900						
Kansas	20007968100						
Kansas	20007968200						
Kansas	20009971100						
Kansas	20009971200						
Kansas	20009971300						
Kansas	20009971400						
Kansas	20009971500						
Kansas	20009971600						
Kansas	20009971700						
Kansas	20009971800						
Kansas	20011955600						
Kansas	20011955700						
Kansas	20011955800						
Kansas	20011955900						
Kansas	20011956000						
Kansas	20013480600						
Kansas	20013480700						
Kansas	20013480800						
Kansas	20015020100						

AMERICAN OVERSIGHT

State	2012-2016 ACS LIC Tract	Enter "YES" Below to Nominate LIC	2012-2016 Tract Poverty Rate	2012-2016 Tract Median Family Income	2012-2016 State Median Family Income	2012-2016 Core Based Statistical Area (CBSA) Median Family Income	Metro/Non-Metro
Kansas	20015020201						
Kansas	20015020202						
Kansas	20015020203						
Kansas	20015020300						
Kansas	20015020400						
Kansas	20015020500						
Kansas	20015020600						
Kansas	20015020700						
Kansas	20015020800						
Kansas	20015020901						
Kansas	20015020902						
Kansas	20015020903						
Kansas	20017960600						
Kansas	20019964600						
Kansas	20021958100						
Kansas	20021958200						
Kansas	20021958300						
Kansas	20021958400						
Kansas	20021958500						
Kansas	20021958600						
Kansas	20023950200						
Kansas	20025967100						
Kansas	20027458100						
Kansas	20027458200						
Kansas	20029977100						
Kansas	20029977200						
Kansas	20029977300						
Kansas	20029977400						
Kansas	20031966100						
Kansas	20031966200						
Kansas	20031966300						
Kansas	20033967600						
Kansas	20035493100						
Kansas	20035493200						
Kansas	20035493300						
Kansas	20035493400						
Kansas	20035493500						
Kansas	20035493600						
Kansas	20035493700						
Kansas	20035493800						
Kansas	20035493900						
Kansas	20035494000						
Kansas	20035494100						
Kansas	20037956600						
Kansas	20037956700						
Kansas	20037956800						
Kansas	20037956900						
Kansas	20037957000						

AMERICAN OVERSIGHT

State	2012-2016 ACS LIC Tract	Enter "YES" Below to Nominate LIC	2012-2016 Tract Poverty Rate	2012-2016 Tract Median Family Income	2012-2016 State Median Family Income	2012-2016 Core Based Statistical Area (CBSA) Median Family Income	Metro/Non-Metro
Kansas	20037957100						
Kansas	20037957200						
Kansas	20037957300						
Kansas	20037957400						
Kansas	20037957500						
Kansas	20037957600						
Kansas	20039951100						
Kansas	20039951200						
Kansas	20041084100						
Kansas	20041084200						
Kansas	20041084300						
Kansas	20041084400						
Kansas	20041084500						
Kansas	20041084600						
Kansas	20043020100						
Kansas	20043020200						
Kansas	20043020300						
Kansas	20045000100						
Kansas	20045000200						
Kansas	20045000300						
Kansas	20045000400						
Kansas	20045000501						
Kansas	20045000502						
Kansas	20045000603						
Kansas	20045000604						
Kansas	20045000702						
Kansas	20045000797						
Kansas	20045000801						
Kansas	20045000802						
Kansas	20045000901						
Kansas	20045000902						
Kansas	20045001001						
Kansas	20045001002						
Kansas	20045001201						
Kansas	20045001202						
Kansas	20045001203						
Kansas	20045001400						
Kansas	20045001500						
Kansas	20045001600						
Kansas	20047969600						
Kansas	20047969700						
Kansas	20049965100						
Kansas	20051072600						
Kansas	20051072701						
Kansas	20051072702						
Kansas	20051072800						
Kansas	20051072900						
Kansas	20051073000						

AMERICAN OVERSIGHT

State	2012-2016 ACS LIC Tract	Enter "YES" Below to Nominate LIC	2012-2016 Tract Poverty Rate	2012-2016 Tract Median Family Income	2012-2016 State Median Family Income	2012-2016 Core Based Statistical Area (CBSA) Median Family Income	Metro/Non-Metro
Kansas	20053086600						
Kansas	20053086700						
Kansas	20055960100						
Kansas	20055960200						
Kansas	20055960300						
Kansas	20055960401						
Kansas	20055960403						
Kansas	20055960404						
Kansas	20055960501						
Kansas	20055960503						
Kansas	20055960505						
Kansas	20055960507						
Kansas	20055960508						
Kansas	20055960600						
Kansas	20057961600						
Kansas	20057961700						
Kansas	20057961800						
Kansas	20057961900						
Kansas	20057962000						
Kansas	20057962101						
Kansas	20057962102						
Kansas	20059954100						
Kansas	20059954200						
Kansas	20059954300						
Kansas	20059954400						
Kansas	20059954500						
Kansas	20061000100						
Kansas	20061000200						
Kansas	20061000300						
Kansas	20061000400						
Kansas	20061000500						
Kansas	20061000600						
Kansas	20061000700						
Kansas	20061000800						
Kansas	20063955100						
Kansas	20063955200						
Kansas	20065952100						
Kansas	20065952200						
Kansas	20067963600						
Kansas	20067963700						
Kansas	20069962600						
Kansas	20069962700						
Kansas	20071958100						
Kansas	20073965600						
Kansas	20073965700						
Kansas	20073965800						
Kansas	20075958600						
Kansas	20077961600						

AMERICAN OVERSIGHT

State	2012-2016 ACS LIC Tract	Enter "YES" Below to Nominate LIC	2012-2016 Tract Poverty Rate	2012-2016 Tract Median Family Income	2012-2016 State Median Family Income	2012-2016 Core Based Statistical Area (CBSA) Median Family Income	Metro/Non-Metro
Kansas	20077961700						
Kansas	20077961800						
Kansas	20079030100						
Kansas	20079030200						
Kansas	20079030300						
Kansas	20079030400						
Kansas	20079030500						
Kansas	20079030600						
Kansas	20081463100						
Kansas	20083461100						
Kansas	20085082600						
Kansas	20085082700						
Kansas	20085082800						
Kansas	20087020101						
Kansas	20087020102						
Kansas	20087020200						
Kansas	20087020300						
Kansas	20089576100						
Kansas	20089576200						
Kansas	20091050000						
Kansas	20091050100						
Kansas	20091050200						
Kansas	20091050301						
Kansas	20091050302						
Kansas	20091050400						
Kansas	20091050500						
Kansas	20091050600						
Kansas	20091050700						
Kansas	20091050800						
Kansas	20091050900						
Kansas	20091051000						
Kansas	20091051100						
Kansas	20091051200						
Kansas	20091051300						
Kansas	20091051400						
Kansas	20091051500						
Kansas	20091051600						
Kansas	20091051700						
Kansas	20091051801						
Kansas	20091051802						
Kansas	20091051803						
Kansas	20091051804						
Kansas	20091051805						
Kansas	20091051806						
Kansas	20091051902						
Kansas	20091051903						
Kansas	20091051904						
Kansas	20091051906						

AMERICAN OVERSIGHT

State	2012-2016 ACS LIC Tract	Enter "YES" Below to Nominate LIC	2012-2016 Tract Poverty Rate	2012-2016 Tract Median Family Income	2012-2016 State Median Family Income	2012-2016 Core Based Statistical Area (CBSA) Median Family Income	Metro/Non-Metro
Kansas	20091051907						
Kansas	20091051908						
Kansas	20091051909						
Kansas	20091052001						
Kansas	20091052003						
Kansas	20091052004						
Kansas	20091052101						
Kansas	20091052102						
Kansas	20091052201						
Kansas	20091052202						
Kansas	20091052303						
Kansas	20091052304						
Kansas	20091052305						
Kansas	20091052306						
Kansas	20091052405						
Kansas	20091052410						
Kansas	20091052411						
Kansas	20091052414						
Kansas	20091052415						
Kansas	20091052416						
Kansas	20091052417						
Kansas	20091052418						
Kansas	20091052419						
Kansas	20091052421						
Kansas	20091052502						
Kansas	20091052504						
Kansas	20091052601						
Kansas	20091052603						
Kansas	20091052604						
Kansas	20091052606						
Kansas	20091052607						
Kansas	20091052700						
Kansas	20091052801						
Kansas	20091052802						
Kansas	20091052803						
Kansas	20091052904						
Kansas	20091052905						
Kansas	20091052906						
Kansas	20091052907						
Kansas	20091052908						
Kansas	20091052910						
Kansas	20091053002						
Kansas	20091053004						
Kansas	20091053005						
Kansas	20091053006						
Kansas	20091053007						
Kansas	20091053008						
Kansas	20091053009						

AMERICAN OVERSIGHT

State	2012-2016 ACS LIC Tract	Enter "YES" Below to Nominate LIC	2012-2016 Tract Poverty Rate	2012-2016 Tract Median Family Income	2012-2016 State Median Family Income	2012-2016 Core Based Statistical Area (CBSA) Median Family Income	Metro/Non-Metro
Kansas	20091053010						
Kansas	20091053011						
Kansas	20091053101						
Kansas	20091053102						
Kansas	20091053105						
Kansas	20091053108						
Kansas	20091053109						
Kansas	20091053110						
Kansas	20091053201						
Kansas	20091053202						
Kansas	20091053203						
Kansas	20091053301						
Kansas	20091053302						
Kansas	20091053403						
Kansas	20091053406						
Kansas	20091053409						
Kansas	20091053410						
Kansas	20091053411						
Kansas	20091053413						
Kansas	20091053414						
Kansas	20091053415						
Kansas	20091053417						
Kansas	20091053418						
Kansas	20091053419						
Kansas	20091053421						
Kansas	20091053422						
Kansas	20091053423						
Kansas	20091053424						
Kansas	20091053502						
Kansas	20091053505						
Kansas	20091053506						
Kansas	20091053507						
Kansas	20091053508						
Kansas	20091053509						
Kansas	20091053510						
Kansas	20091053555						
Kansas	20091053556						
Kansas	20091053557						
Kansas	20091053601						
Kansas	20091053602						
Kansas	20091053701						
Kansas	20091053703						
Kansas	20091053705						
Kansas	20091053707						
Kansas	20091053709						
Kansas	20091053711						
Kansas	20091053712						
Kansas	20091053801						

AMERICAN OVERSIGHT

State	2012-2016 ACS LIC Tract	Enter "YES" Below to Nominate LIC	2012-2016 Tract Poverty Rate	2012-2016 Tract Median Family Income	2012-2016 State Median Family Income	2012-2016 Core Based Statistical Area (CBSA) Median Family Income	Metro/Non-Metro
Kansas	20091053803						
Kansas	20091053804						
Kansas	20091980001						
Kansas	20091980002						
Kansas	20091980003						
Kansas	20093959100						
Kansas	20095961100						
Kansas	20095961200						
Kansas	20095961300						
Kansas	20097969100						
Kansas	20099950100						
Kansas	20099950200						
Kansas	20099950300						
Kansas	20099950400						
Kansas	20099950500						
Kansas	20099950600						
Kansas	20099950700						
Kansas	20099950800						
Kansas	20101956600						
Kansas	20103070100						
Kansas	20103070200						
Kansas	20103070300						
Kansas	20103070400						
Kansas	20103070500						
Kansas	20103070700						
Kansas	20103070900						
Kansas	20103071000						
Kansas	20103071101						
Kansas	20103071102						
Kansas	20103071202						
Kansas	20103071203						
Kansas	20103071400						
Kansas	20103071600						
Kansas	20103071800						
Kansas	20103981900						
Kansas	20105086100						
Kansas	20107955100						
Kansas	20107955200						
Kansas	20109954600						
Kansas	20111000100						
Kansas	20111000200						
Kansas	20111000300						
Kansas	20111000400						
Kansas	20111000500						
Kansas	20111000600						
Kansas	20111000700						
Kansas	20111000800						
Kansas	20113788100						

AMERICAN OVERSIGHT

State	2012-2016 ACS LIC Tract	Enter "YES" Below to Nominate LIC	2012-2016 Tract Poverty Rate	2012-2016 Tract Median Family Income	2012-2016 State Median Family Income	2012-2016 Core Based Statistical Area (CBSA) Median Family Income	Metro/Non-Metro
Kansas	20113788200						
Kansas	20113788300						
Kansas	20113788400						
Kansas	20113788500						
Kansas	20113788600						
Kansas	20113788700						
Kansas	20115489500						
Kansas	20115489600						
Kansas	20115489700						
Kansas	20115489800						
Kansas	20117040701						
Kansas	20117060510						
Kansas	20117070182						
Kansas	20117090186						
Kansas	20119966600						
Kansas	20119966700						
Kansas	20121100100						
Kansas	20121100200						
Kansas	20121100300						
Kansas	20121100400						
Kansas	20121100500						
Kansas	20121100601						
Kansas	20121100602						
Kansas	20121100700						
Kansas	20123176600						
Kansas	20123176700						
Kansas	20125950100						
Kansas	20125950200						
Kansas	20125950300						
Kansas	20125950400						
Kansas	20125950500						
Kansas	20125950600						
Kansas	20125950700						
Kansas	20125950800						
Kansas	20125950900						
Kansas	20125951000						
Kansas	20125951100						
Kansas	20125951200						
Kansas	20125951300						
Kansas	20127963600						
Kansas	20127963700						
Kansas	20129964600						
Kansas	20131480100						
Kansas	20131480200						
Kansas	20131480300						
Kansas	20133951600						
Kansas	20133951700						
Kansas	20133951800						

AMERICAN OVERSIGHT

State	2012-2016 ACS LIC Tract	Enter "YES" Below to Nominate LIC	2012-2016 Tract Poverty Rate	2012-2016 Tract Median Family Income	2012-2016 State Median Family Income	2012-2016 Core Based Statistical Area (CBSA) Median Family Income	Metro/Non-Metro
Kansas	20133951900						
Kansas	20133952000						
Kansas	20135956100						
Kansas	20135956200						
Kansas	20137951700						
Kansas	20139010100						
Kansas	20139010200						
Kansas	20139010300						
Kansas	20139010400						
Kansas	20139010500						
Kansas	20141474100						
Kansas	20143085600						
Kansas	20143085700						
Kansas	20145970200						
Kansas	20145970300						
Kansas	20147475100						
Kansas	20147475200						
Kansas	20147475300						
Kansas	20149000100						
Kansas	20149000200						
Kansas	20149000300						
Kansas	20149000400						
Kansas	20151968600						
Kansas	20151968700						
Kansas	20151968800						
Kansas	20153950600						
Kansas	20155000100						
Kansas	20155000200						
Kansas	20155000300						
Kansas	20155000400						
Kansas	20155000500						
Kansas	20155000600						
Kansas	20155000700						
Kansas	20155000800						
Kansas	20155001000						
Kansas	20155001100						
Kansas	20155001200						
Kansas	20155001300						
Kansas	20155001400						
Kansas	20155001500						
Kansas	20155001600						
Kansas	20155001700						
Kansas	20155001800						
Kansas	20157978100						
Kansas	20157978200						
Kansas	20157978300						
Kansas	20159967100						
Kansas	20159967200						

AMERICAN OVERSIGHT

State	2012-2016 ACS LIC Tract	Enter "YES" Below to Nominate LIC	2012-2016 Tract Poverty Rate	2012-2016 Tract Median Family Income	2012-2016 State Median Family Income	2012-2016 Core Based Statistical Area (CBSA) Median Family Income	Metro/Non-Metro
Kansas	20159967300						
Kansas	20161000200						
Kansas	20161000303						
Kansas	20161000304						
Kansas	20161000500						
Kansas	20161000600						
Kansas	20161000700						
Kansas	20161000801						
Kansas	20161000802						
Kansas	20161000900						
Kansas	20161001002						
Kansas	20161001100						
Kansas	20161001301						
Kansas	20161001302						
Kansas	20161980000						
Kansas	20163974600						
Kansas	20163974700						
Kansas	20165972100						
Kansas	20165972200						
Kansas	20167973800						
Kansas	20167973900						
Kansas	20169000100						
Kansas	20169000200						
Kansas	20169000300						
Kansas	20169000400						
Kansas	20169000500						
Kansas	20169000600						
Kansas	20169000700						
Kansas	20169000800						
Kansas	20169000900						
Kansas	20169001000						
Kansas	20169001100						
Kansas	20169001200						
Kansas	20171957100						
Kansas	20173000100						
Kansas	20173000200						
Kansas	20173000300						
Kansas	20173000400						
Kansas	20173000600						
Kansas	20173000700						
Kansas	20173000800						
Kansas	20173000900						
Kansas	20173001000						
Kansas	20173001100						
Kansas	20173001400						
Kansas	20173001500						
Kansas	20173001800						
Kansas	20173001900						

AMERICAN OVERSIGHT

State	2012-2016 ACS LIC Tract	Enter "YES" Below to Nominate LIC	2012-2016 Tract Poverty Rate	2012-2016 Tract Median Family Income	2012-2016 State Median Family Income	2012-2016 Core Based Statistical Area (CBSA) Median Family Income	Metro/Non-Metro
Kansas	20173002000						
Kansas	20173002100						
Kansas	20173002200						
Kansas	20173002300						
Kansas	20173002400						
Kansas	20173002600						
Kansas	20173002700						
Kansas	20173002800						
Kansas	20173002900						
Kansas	20173003000						
Kansas	20173003100						
Kansas	20173003200						
Kansas	20173003400						
Kansas	20173003500						
Kansas	20173003600						
Kansas	20173003700						
Kansas	20173003800						
Kansas	20173003900						
Kansas	20173004000						
Kansas	20173004300						
Kansas	20173005100						
Kansas	20173005200						
Kansas	20173005300						
Kansas	20173005400						
Kansas	20173005501						
Kansas	20173005502						
Kansas	20173005600						
Kansas	20173005700						
Kansas	20173005800						
Kansas	20173005900						
Kansas	20173006000						
Kansas	20173006100						
Kansas	20173006200						
Kansas	20173006300						
Kansas	20173006400						
Kansas	20173006500						
Kansas	20173006600						
Kansas	20173006700						
Kansas	20173006800						
Kansas	20173006900						
Kansas	20173007000						
Kansas	20173007101						
Kansas	20173007102						
Kansas	20173007201						
Kansas	20173007203						
Kansas	20173007204						
Kansas	20173007301						
Kansas	20173007302						

AMERICAN OVERSIGHT

State	2012-2016 ACS LIC Tract	Enter "YES" Below to Nominate LIC	2012-2016 Tract Poverty Rate	2012-2016 Tract Median Family Income	2012-2016 State Median Family Income	2012-2016 Core Based Statistical Area (CBSA) Median Family Income	Metro/Non-Metro
Kansas	20173007400						
Kansas	20173007500						
Kansas	20173007600						
Kansas	20173007700						
Kansas	20173007800						
Kansas	20173008000						
Kansas	20173008100						
Kansas	20173008200						
Kansas	20173008300						
Kansas	20173008400						
Kansas	20173008500						
Kansas	20173008600						
Kansas	20173008700						
Kansas	20173008800						
Kansas	20173008900						
Kansas	20173009000						
Kansas	20173009100						
Kansas	20173009200						
Kansas	20173009301						
Kansas	20173009302						
Kansas	20173009401						
Kansas	20173009402						
Kansas	20173009503						
Kansas	20173009504						
Kansas	20173009505						
Kansas	20173009506						
Kansas	20173009507						
Kansas	20173009508						
Kansas	20173009509						
Kansas	20173009510						
Kansas	20173009511						
Kansas	20173009512						
Kansas	20173009513						
Kansas	20173009603						
Kansas	20173009604						
Kansas	20173009605						
Kansas	20173009700						
Kansas	20173009801						
Kansas	20173009802						
Kansas	20173009900						
Kansas	20173010001						
Kansas	20173010002						
Kansas	20173010003						
Kansas	20173010004						
Kansas	20173010005						
Kansas	20173010106						
Kansas	20173010107						
Kansas	20173010108						

AMERICAN OVERSIGHT

State	2012-2016 ACS LIC Tract	Enter "YES" Below to Nominate LIC	2012-2016 Tract Poverty Rate	2012-2016 Tract Median Family Income	2012-2016 State Median Family Income	2012-2016 Core Based Statistical Area (CBSA) Median Family Income	Metro/Non-Metro
Kansas	20173010109						
Kansas	20173010110						
Kansas	20173010111						
Kansas	20173010113						
Kansas	20173010115						
Kansas	20173010116						
Kansas	20173010200						
Kansas	20173010300						
Kansas	20173010400						
Kansas	20173010500						
Kansas	20173010600						
Kansas	20173010700						
Kansas	20173010801						
Kansas	20173010802						
Kansas	20175965600						
Kansas	20175965700						
Kansas	20175965800						
Kansas	20175965900						
Kansas	20175966000						
Kansas	20177000400						
Kansas	20177000500						
Kansas	20177000600						
Kansas	20177000700						
Kansas	20177000800						
Kansas	20177000900						
Kansas	20177001000						
Kansas	20177001100						
Kansas	20177001200						
Kansas	20177001300						
Kansas	20177001500						
Kansas	20177001601						
Kansas	20177001603						
Kansas	20177001604						
Kansas	20177001800						
Kansas	20177001900						
Kansas	20177002100						
Kansas	20177002200						
Kansas	20177002400						
Kansas	20177002500						
Kansas	20177002601						
Kansas	20177002602						
Kansas	20177002701						
Kansas	20177002702						
Kansas	20177002800						
Kansas	20177002900						
Kansas	20177003001						
Kansas	20177003002						
Kansas	20177003100						

AMERICAN OVERSIGHT

State	2012-2016 ACS LIC Tract	Enter "YES" Below to Nominate LIC	2012-2016 Tract Poverty Rate	2012-2016 Tract Median Family Income	2012-2016 State Median Family Income	2012-2016 Core Based Statistical Area (CBSA) Median Family Income	Metro/Non-Metro
Kansas	20177003301						
Kansas	20177003302						
Kansas	20177003400						
Kansas	20177003500						
Kansas	20177003601						
Kansas	20177003604						
Kansas	20177003605						
Kansas	20177003606						
Kansas	20177003607						
Kansas	20177003700						
Kansas	20177003901						
Kansas	20177003902						
Kansas	20177004000						
Kansas	20177004100						
Kansas	20179952600						
Kansas	20179952700						
Kansas	20181453600						
Kansas	20181453700						
Kansas	20183475800						
Kansas	20183475900						
Kansas	20185470600						
Kansas	20185470700						
Kansas	20187964100						
Kansas	20189965100						
Kansas	20189965200						
Kansas	20191962100						
Kansas	20191962200						
Kansas	20191962300						
Kansas	20191962400						
Kansas	20191962500						
Kansas	20191962600						
Kansas	20193953100						
Kansas	20193953400						
Kansas	20195955800						
Kansas	20197483100						
Kansas	20197483200						
Kansas	20199954100						
Kansas	20201978600						
Kansas	20201978700						
Kansas	20203957600						
Kansas	20205097100						
Kansas	20205097200						
Kansas	20205097300						
Kansas	20205097400						
Kansas	20207096600						
Kansas	20207096700						
Kansas	20209040001						
Kansas	20209040002						

AMERICAN OVERSIGHT

State	2012-2016 ACS LIC Tract	Enter "YES" Below to Nominate LIC	2012-2016 Tract Poverty Rate	2012-2016 Tract Median Family Income	2012-2016 State Median Family Income	2012-2016 Core Based Statistical Area (CBSA) Median Family Income	Metro/Non-Metro
Kansas	20209040200						
Kansas	20209040300						
Kansas	20209040400						
Kansas	20209040500						
Kansas	20209040600						
Kansas	20209040700						
Kansas	20209040800						
Kansas	20209040900						
Kansas	20209041000						
Kansas	20209041100						
Kansas	20209041200						
Kansas	20209041300						
Kansas	20209041500						
Kansas	20209041600						
Kansas	20209041700						
Kansas	20209041800						
Kansas	20209041900						
Kansas	20209042001						
Kansas	20209042002						
Kansas	20209042100						
Kansas	20209042200						
Kansas	20209042300						
Kansas	20209042400						
Kansas	20209042501						
Kansas	20209042502						
Kansas	20209042600						
Kansas	20209042700						
Kansas	20209042800						
Kansas	20209043000						
Kansas	20209043301						
Kansas	20209043400						
Kansas	20209043500						
Kansas	20209043600						
Kansas	20209043700						
Kansas	20209043802						
Kansas	20209043803						
Kansas	20209043804						
Kansas	20209043903						
Kansas	20209043904						
Kansas	20209043905						
Kansas	20209044001						
Kansas	20209044003						
Kansas	20209044004						
Kansas	20209044101						
Kansas	20209044102						
Kansas	20209044103						
Kansas	20209044104						
Kansas	20209044201						

AMERICAN OVERSIGHT

State	2012-2016 ACS LIC Tract	Enter "YES" Below to Nominate LIC	2012-2016 Tract Poverty Rate	2012-2016 Tract Median Family Income	2012-2016 State Median Family Income	2012-2016 Core Based Statistical Area (CBSA) Median Family Income	Metro/Non-Metro
Kansas	20209044202						
Kansas	20209044301						
Kansas	20209044302						
Kansas	20209044303						
Kansas	20209044400						
Kansas	20209044500						
Kansas	20209044601						
Kansas	20209044602						
Kansas	20209044603						
Kansas	20209044702						
Kansas	20209044703						
Kansas	20209044704						
Kansas	20209044803						
Kansas	20209044804						
Kansas	20209044805						
Kansas	20209044806						
Kansas	20209044900						
Kansas	20209045000						
Kansas	20209045100						
Kansas	20209045200						
Kentucky	21001970100						
Kentucky	21001970200						
Kentucky	21001970300						
Kentucky	21001970401						
Kentucky	21001970402						
Kentucky	21001970500						
Kentucky	21001970600						
Kentucky	21003920100						
Kentucky	21003920200						
Kentucky	21003920300						
Kentucky	21003920400						
Kentucky	21003920500						
Kentucky	21003920600						
Kentucky	21005950100						
Kentucky	21005950201						
Kentucky	21005950202						
Kentucky	21005950300						
Kentucky	21005950400						
Kentucky	21007950100						
Kentucky	21007950200						
Kentucky	21007950300						
Kentucky	21009950100						
Kentucky	21009950200						
Kentucky	21009950300						
Kentucky	21009950400						
Kentucky	21009950500						
Kentucky	21009950600						
Kentucky	21009950700						

AMERICAN OVERSIGHT

State	2012-2016 ACS LIC Tract	Enter "YES" Below to Nominate LIC	2012-2016 Tract Poverty Rate	2012-2016 Tract Median Family Income	2012-2016 State Median Family Income	2012-2016 Core Based Statistical Area (CBSA) Median Family Income	Metro/Non-Metro
Kentucky	21009950800						
Kentucky	21009950900						
Kentucky	21009951000						
Kentucky	21011970100						
Kentucky	21011970200						
Kentucky	21011970300						
Kentucky	21013960100						
Kentucky	21013960200						
Kentucky	21013960300						
Kentucky	21013960400						
Kentucky	21013960500						
Kentucky	21013960600						
Kentucky	21013960700						
Kentucky	21013960800						
Kentucky	21013961100						
Kentucky	21015070100						
Kentucky	21015070200						
Kentucky	21015070301						
Kentucky	21015070305						
Kentucky	21015070307						
Kentucky	21015070308						
Kentucky	21015070309						
Kentucky	21015070311						
Kentucky	21015070312						
Kentucky	21015070313						
Kentucky	21015070314						
Kentucky	21015070401						
Kentucky	21015070402						
Kentucky	21015070502						
Kentucky	21015070503						
Kentucky	21015070504						
Kentucky	21015070601						
Kentucky	21015070604						
Kentucky	21015070605						
Kentucky	21015070606						
Kentucky	21015070607						
Kentucky	21015980100						
Kentucky	21017030100						
Kentucky	21017030200						
Kentucky	21017030300						
Kentucky	21017030400						
Kentucky	21017030500						
Kentucky	21017030600						
Kentucky	21019030200						
Kentucky	21019030300						
Kentucky	21019030400						
Kentucky	21019030500						
Kentucky	21019030600						

AMERICAN OVERSIGHT

State	2012-2016 ACS LIC Tract	Enter "YES" Below to Nominate LIC	2012-2016 Tract Poverty Rate	2012-2016 Tract Median Family Income	2012-2016 State Median Family Income	2012-2016 Core Based Statistical Area (CBSA) Median Family Income	Metro/Non-Metro
Kentucky	21019030700						
Kentucky	21019030800						
Kentucky	21019030900						
Kentucky	21019031001						
Kentucky	21019031002						
Kentucky	21019031100						
Kentucky	21019031200						
Kentucky	21019031300						
Kentucky	21021930100						
Kentucky	21021930200						
Kentucky	21021930300						
Kentucky	21021930400						
Kentucky	21021930500						
Kentucky	21021930600						
Kentucky	21021930700						
Kentucky	21023950100						
Kentucky	21023950200						
Kentucky	21023950300						
Kentucky	21025920100						
Kentucky	21025920200						
Kentucky	21025920300						
Kentucky	21025920400						
Kentucky	21025920500						
Kentucky	21025920600						
Kentucky	21025920700						
Kentucky	21027960100						
Kentucky	21027960200						
Kentucky	21027960300						
Kentucky	21027960400						
Kentucky	21027960501						
Kentucky	21027960502						
Kentucky	21029020101						
Kentucky	21029020102						
Kentucky	21029020103						
Kentucky	21029020201						
Kentucky	21029020202						
Kentucky	21029020300						
Kentucky	21029020400						
Kentucky	21029020500						
Kentucky	21029020601						
Kentucky	21029020602						
Kentucky	21029020701						
Kentucky	21029020702						
Kentucky	21029020800						
Kentucky	21029020900						
Kentucky	21029021101						
Kentucky	21029021102						
Kentucky	21029021200						

AMERICAN OVERSIGHT

State	2012-2016 ACS LIC Tract	Enter "YES" Below to Nominate LIC	2012-2016 Tract Poverty Rate	2012-2016 Tract Median Family Income	2012-2016 State Median Family Income	2012-2016 Core Based Statistical Area (CBSA) Median Family Income	Metro/Non-Metro
Kentucky	21029980100						
Kentucky	21031930100						
Kentucky	21031930200						
Kentucky	21031930300						
Kentucky	21031930400						
Kentucky	21031930500						
Kentucky	21033920100						
Kentucky	21033920200						
Kentucky	21033920300						
Kentucky	21035010100						
Kentucky	21035010200						
Kentucky	21035010301						
Kentucky	21035010302						
Kentucky	21035010400						
Kentucky	21035010500						
Kentucky	21035010600						
Kentucky	21035010700						
Kentucky	21035010800						
Kentucky	21037050100						
Kentucky	21037050400						
Kentucky	21037050500						
Kentucky	21037050600						
Kentucky	21037051101						
Kentucky	21037051102						
Kentucky	21037051200						
Kentucky	21037051300						
Kentucky	21037051901						
Kentucky	21037051903						
Kentucky	21037051904						
Kentucky	21037052001						
Kentucky	21037052002						
Kentucky	21037052100						
Kentucky	21037052200						
Kentucky	21037052301						
Kentucky	21037052302						
Kentucky	21037052400						
Kentucky	21037052500						
Kentucky	21037052800						
Kentucky	21037052900						
Kentucky	21037053100						
Kentucky	21037053200						
Kentucky	21037053301						
Kentucky	21037053302						
Kentucky	21039960100						
Kentucky	21039960200						
Kentucky	21039960300						
Kentucky	21041950100						
Kentucky	21041950200						

AMERICAN OVERSIGHT

State	2012-2016 ACS LIC Tract	Enter "YES" Below to Nominate LIC	2012-2016 Tract Poverty Rate	2012-2016 Tract Median Family Income	2012-2016 State Median Family Income	2012-2016 Core Based Statistical Area (CBSA) Median Family Income	Metro/Non-Metro
Kentucky	21041950300						
Kentucky	21043960100						
Kentucky	21043960200						
Kentucky	21043960300						
Kentucky	21043960400						
Kentucky	21043960500						
Kentucky	21043960600						
Kentucky	21043960700						
Kentucky	21045950100						
Kentucky	21045950200						
Kentucky	21045950300						
Kentucky	21045950400						
Kentucky	21045950500						
Kentucky	21047200100						
Kentucky	21047200200						
Kentucky	21047200300						
Kentucky	21047200400						
Kentucky	21047200500						
Kentucky	21047200600						
Kentucky	21047200700						
Kentucky	21047200800						
Kentucky	21047200900						
Kentucky	21047201000						
Kentucky	21047201100						
Kentucky	21047201200						
Kentucky	21047201301						
Kentucky	21047201302						
Kentucky	21047201400						
Kentucky	21047201501						
Kentucky	21047201502						
Kentucky	21047201503						
Kentucky	21047980100						
Kentucky	21049020101						
Kentucky	21049020103						
Kentucky	21049020105						
Kentucky	21049020106						
Kentucky	21049020201						
Kentucky	21049020202						
Kentucky	21049020300						
Kentucky	21049020400						
Kentucky	21049020500						
Kentucky	21049020600						
Kentucky	21051950100						
Kentucky	21051950200						
Kentucky	21051950300						
Kentucky	21051950400						
Kentucky	21051950500						
Kentucky	21051950600						

AMERICAN OVERSIGHT

State	2012-2016 ACS LIC Tract	Enter "YES" Below to Nominate LIC	2012-2016 Tract Poverty Rate	2012-2016 Tract Median Family Income	2012-2016 State Median Family Income	2012-2016 Core Based Statistical Area (CBSA) Median Family Income	Metro/Non-Metro
Kentucky	21053970100						
Kentucky	21053970201						
Kentucky	21053970202						
Kentucky	21055930100						
Kentucky	21055930200						
Kentucky	21055930300						
Kentucky	21055930400						
Kentucky	21057950100						
Kentucky	21057950200						
Kentucky	21059000100						
Kentucky	21059000200						
Kentucky	21059000300						
Kentucky	21059000400						
Kentucky	21059000500						
Kentucky	21059000600						
Kentucky	21059000700						
Kentucky	21059000800						
Kentucky	21059000900						
Kentucky	21059001000						
Kentucky	21059001100						
Kentucky	21059001200						
Kentucky	21059001300						
Kentucky	21059001401						
Kentucky	21059001402						
Kentucky	21059001501						
Kentucky	21059001502						
Kentucky	21059001601						
Kentucky	21059001602						
Kentucky	21059001701						
Kentucky	21059001702						
Kentucky	21059001703						
Kentucky	21059001800						
Kentucky	21061920200						
Kentucky	21061920300						
Kentucky	21061920400						
Kentucky	21061980100						
Kentucky	21063920100						
Kentucky	21063920200						
Kentucky	21065920100						
Kentucky	21065920200						
Kentucky	21065920300						
Kentucky	21065920400						
Kentucky	21067000101						
Kentucky	21067000102						
Kentucky	21067000200						
Kentucky	21067000300						
Kentucky	21067000400						
Kentucky	21067000500						

AMERICAN OVERSIGHT

State	2012-2016 ACS LIC Tract	Enter "YES" Below to Nominate LIC	2012-2016 Tract Poverty Rate	2012-2016 Tract Median Family Income	2012-2016 State Median Family Income	2012-2016 Core Based Statistical Area (CBSA) Median Family Income	Metro/Non-Metro
Kentucky	21067000600						
Kentucky	21067000700						
Kentucky	21067000801						
Kentucky	21067000802						
Kentucky	21067000900						
Kentucky	21067001000						
Kentucky	21067001100						
Kentucky	21067001300						
Kentucky	21067001400						
Kentucky	21067001500						
Kentucky	21067001600						
Kentucky	21067001700						
Kentucky	21067001800						
Kentucky	21067001900						
Kentucky	21067002001						
Kentucky	21067002002						
Kentucky	21067002200						
Kentucky	21067002302						
Kentucky	21067002303						
Kentucky	21067002304						
Kentucky	21067002400						
Kentucky	21067002500						
Kentucky	21067002600						
Kentucky	21067002700						
Kentucky	21067002800						
Kentucky	21067002900						
Kentucky	21067003000						
Kentucky	21067003101						
Kentucky	21067003102						
Kentucky	21067003201						
Kentucky	21067003202						
Kentucky	21067003300						
Kentucky	21067003402						
Kentucky	21067003404						
Kentucky	21067003405						
Kentucky	21067003406						
Kentucky	21067003407						
Kentucky	21067003501						
Kentucky	21067003503						
Kentucky	21067003504						
Kentucky	21067003600						
Kentucky	21067003701						
Kentucky	21067003702						
Kentucky	21067003703						
Kentucky	21067003704						
Kentucky	21067003802						
Kentucky	21067003803						
Kentucky	21067003804						

AMERICAN OVERSIGHT

State	2012-2016 ACS LIC Tract	Enter "YES" Below to Nominate LIC	2012-2016 Tract Poverty Rate	2012-2016 Tract Median Family Income	2012-2016 State Median Family Income	2012-2016 Core Based Statistical Area (CBSA) Median Family Income	Metro/Non-Metro
Kentucky	21067003906						
Kentucky	21067003908						
Kentucky	21067003909						
Kentucky	21067003910						
Kentucky	21067003911						
Kentucky	21067003912						
Kentucky	21067003913						
Kentucky	21067003914						
Kentucky	21067003915						
Kentucky	21067003916						
Kentucky	21067003917						
Kentucky	21067003918						
Kentucky	21067004001						
Kentucky	21067004003						
Kentucky	21067004005						
Kentucky	21067004006						
Kentucky	21067004007						
Kentucky	21067004103						
Kentucky	21067004104						
Kentucky	21067004105						
Kentucky	21067004106						
Kentucky	21067004107						
Kentucky	21067004204						
Kentucky	21067004205						
Kentucky	21067004207						
Kentucky	21067004208						
Kentucky	21067004209						
Kentucky	21067004210						
Kentucky	21069920100						
Kentucky	21069920200						
Kentucky	21069920300						
Kentucky	21069920400						
Kentucky	21071920100						
Kentucky	21071920200						
Kentucky	21071920300						
Kentucky	21071920400						
Kentucky	21071920500						
Kentucky	21071920600						
Kentucky	21071920700						
Kentucky	21071920800						
Kentucky	21071920900						
Kentucky	21071921000						
Kentucky	21073070100						
Kentucky	21073070401						
Kentucky	21073070402						
Kentucky	21073070500						
Kentucky	21073070600						
Kentucky	21073070701						

AMERICAN OVERSIGHT

State	2012-2016 ACS LIC Tract	Enter "YES" Below to Nominate LIC	2012-2016 Tract Poverty Rate	2012-2016 Tract Median Family Income	2012-2016 State Median Family Income	2012-2016 Core Based Statistical Area (CBSA) Median Family Income	Metro/Non-Metro
Kentucky	21073070702						
Kentucky	21073070800						
Kentucky	21073071000						
Kentucky	21073071100						
Kentucky	21073071200						
Kentucky	21075960100						
Kentucky	21075960200						
Kentucky	21077960101						
Kentucky	21077960102						
Kentucky	21079970100						
Kentucky	21079970200						
Kentucky	21079970300						
Kentucky	21079970400						
Kentucky	21081920100						
Kentucky	21081920200						
Kentucky	21081920300						
Kentucky	21081920400						
Kentucky	21083020100						
Kentucky	21083020200						
Kentucky	21083020300						
Kentucky	21083020400						
Kentucky	21083020500						
Kentucky	21083020600						
Kentucky	21083020700						
Kentucky	21083020800						
Kentucky	21083020900						
Kentucky	21085950100						
Kentucky	21085950200						
Kentucky	21085950300						
Kentucky	21085950400						
Kentucky	21085950500						
Kentucky	21085950600						
Kentucky	21085950700						
Kentucky	21087930100						
Kentucky	21087930200						
Kentucky	21087930300						
Kentucky	21087930400						
Kentucky	21089040100						
Kentucky	21089040201						
Kentucky	21089040202						
Kentucky	21089040300						
Kentucky	21089040400						
Kentucky	21089040501						
Kentucky	21089040502						
Kentucky	21089040600						
Kentucky	21089040700						
Kentucky	21091960100						
Kentucky	21091960200						

AMERICAN OVERSIGHT

State	2012-2016 ACS LIC Tract	Enter "YES" Below to Nominate LIC	2012-2016 Tract Poverty Rate	2012-2016 Tract Median Family Income	2012-2016 State Median Family Income	2012-2016 Core Based Statistical Area (CBSA) Median Family Income	Metro/Non-Metro
Kentucky	21091960300						
Kentucky	21093000100						
Kentucky	21093000201						
Kentucky	21093000202						
Kentucky	21093000300						
Kentucky	21093000400						
Kentucky	21093000500						
Kentucky	21093000600						
Kentucky	21093000700						
Kentucky	21093000800						
Kentucky	21093000901						
Kentucky	21093000902						
Kentucky	21093001001						
Kentucky	21093001002						
Kentucky	21093001100						
Kentucky	21093001200						
Kentucky	21093001300						
Kentucky	21093001401						
Kentucky	21093001402						
Kentucky	21093001500						
Kentucky	21093001600						
Kentucky	21093001700						
Kentucky	21093980100						
Kentucky	21095970100						
Kentucky	21095970200						
Kentucky	21095970300						
Kentucky	21095970400						
Kentucky	21095970500						
Kentucky	21095970600						
Kentucky	21095970700						
Kentucky	21095970800						
Kentucky	21095970900						
Kentucky	21095971000						
Kentucky	21095971300						
Kentucky	21097950100						
Kentucky	21097950200						
Kentucky	21097950300						
Kentucky	21097950400						
Kentucky	21097950500						
Kentucky	21099970100						
Kentucky	21099970200						
Kentucky	21099970300						
Kentucky	21099970400						
Kentucky	21099970500						
Kentucky	21101020100						
Kentucky	21101020200						
Kentucky	21101020300						
Kentucky	21101020400						

AMERICAN OVERSIGHT

State	2012-2016 ACS LIC Tract	Enter "YES" Below to Nominate LIC	2012-2016 Tract Poverty Rate	2012-2016 Tract Median Family Income	2012-2016 State Median Family Income	2012-2016 Core Based Statistical Area (CBSA) Median Family Income	Metro/Non-Metro
Kentucky	21101020500						
Kentucky	21101020601						
Kentucky	21101020602						
Kentucky	21101020701						
Kentucky	21101020702						
Kentucky	21101020800						
Kentucky	21101020900						
Kentucky	21103090100						
Kentucky	21103090200						
Kentucky	21103090301						
Kentucky	21103090302						
Kentucky	21103090400						
Kentucky	21105970100						
Kentucky	21107970100						
Kentucky	21107970200						
Kentucky	21107970300						
Kentucky	21107970400						
Kentucky	21107970500						
Kentucky	21107970600						
Kentucky	21107970700						
Kentucky	21107970800						
Kentucky	21107970900						
Kentucky	21107971000						
Kentucky	21107971100						
Kentucky	21107971300						
Kentucky	21109960100						
Kentucky	21109960200						
Kentucky	21109960300						
Kentucky	21111000200						
Kentucky	21111000300						
Kentucky	21111000400						
Kentucky	21111000600						
Kentucky	21111000700						
Kentucky	21111000800						
Kentucky	21111000900						
Kentucky	21111001000						
Kentucky	21111001100						
Kentucky	21111001200						
Kentucky	21111001400						
Kentucky	21111001500						
Kentucky	21111001600						
Kentucky	21111001700						
Kentucky	21111001800						
Kentucky	21111002100						
Kentucky	21111002300						
Kentucky	21111002400						
Kentucky	21111002700						
Kentucky	21111002800						

AMERICAN OVERSIGHT

State	2012-2016 ACS LIC Tract	Enter "YES" Below to Nominate LIC	2012-2016 Tract Poverty Rate	2012-2016 Tract Median Family Income	2012-2016 State Median Family Income	2012-2016 Core Based Statistical Area (CBSA) Median Family Income	Metro/Non-Metro
Kentucky	21111003000						
Kentucky	21111003500						
Kentucky	21111003600						
Kentucky	21111003700						
Kentucky	21111003800						
Kentucky	21111003900						
Kentucky	21111004000						
Kentucky	21111004100						
Kentucky	21111004301						
Kentucky	21111004302						
Kentucky	21111004400						
Kentucky	21111004500						
Kentucky	21111004600						
Kentucky	21111004900						
Kentucky	21111005000						
Kentucky	21111005100						
Kentucky	21111005200						
Kentucky	21111005300						
Kentucky	21111005600						
Kentucky	21111005900						
Kentucky	21111006200						
Kentucky	21111006300						
Kentucky	21111006400						
Kentucky	21111006500						
Kentucky	21111006600						
Kentucky	21111006800						
Kentucky	21111006900						
Kentucky	21111007000						
Kentucky	21111007100						
Kentucky	21111007400						
Kentucky	21111007501						
Kentucky	21111007502						
Kentucky	21111007601						
Kentucky	21111007602						
Kentucky	21111007603						
Kentucky	21111007700						
Kentucky	21111007800						
Kentucky	21111007900						
Kentucky	21111008100						
Kentucky	21111008200						
Kentucky	21111008300						
Kentucky	21111008400						
Kentucky	21111008500						
Kentucky	21111008700						
Kentucky	21111008800						
Kentucky	21111008900						
Kentucky	21111009000						
Kentucky	21111009103						

AMERICAN OVERSIGHT

State	2012-2016 ACS LIC Tract	Enter "YES" Below to Nominate LIC	2012-2016 Tract Poverty Rate	2012-2016 Tract Median Family Income	2012-2016 State Median Family Income	2012-2016 Core Based Statistical Area (CBSA) Median Family Income	Metro/Non-Metro
Kentucky	21111009105						
Kentucky	21111009106						
Kentucky	21111009300						
Kentucky	21111009400						
Kentucky	21111009600						
Kentucky	21111009700						
Kentucky	21111009800						
Kentucky	21111009900						
Kentucky	21111010001						
Kentucky	21111010004						
Kentucky	21111010005						
Kentucky	21111010006						
Kentucky	21111010007						
Kentucky	21111010008						
Kentucky	21111010102						
Kentucky	21111010103						
Kentucky	21111010104						
Kentucky	21111010307						
Kentucky	21111010309						
Kentucky	21111010311						
Kentucky	21111010312						
Kentucky	21111010313						
Kentucky	21111010314						
Kentucky	21111010315						
Kentucky	21111010316						
Kentucky	21111010317						
Kentucky	21111010318						
Kentucky	21111010319						
Kentucky	21111010320						
Kentucky	21111010402						
Kentucky	21111010403						
Kentucky	21111010405						
Kentucky	21111010406						
Kentucky	21111010500						
Kentucky	21111010601						
Kentucky	21111010602						
Kentucky	21111010701						
Kentucky	21111010702						
Kentucky	21111010705						
Kentucky	21111010706						
Kentucky	21111010800						
Kentucky	21111010901						
Kentucky	21111010902						
Kentucky	21111011002						
Kentucky	21111011003						
Kentucky	21111011004						
Kentucky	21111011005						
Kentucky	21111011102						

AMERICAN OVERSIGHT

State	2012-2016 ACS LIC Tract	Enter "YES" Below to Nominate LIC	2012-2016 Tract Poverty Rate	2012-2016 Tract Median Family Income	2012-2016 State Median Family Income	2012-2016 Core Based Statistical Area (CBSA) Median Family Income	Metro/Non-Metro
Kentucky	21111011106						
Kentucky	21111011109						
Kentucky	21111011110						
Kentucky	21111011111						
Kentucky	21111011112						
Kentucky	21111011113						
Kentucky	21111011114						
Kentucky	21111011200						
Kentucky	21111011301						
Kentucky	21111011302						
Kentucky	21111011403						
Kentucky	21111011404						
Kentucky	21111011405						
Kentucky	21111011406						
Kentucky	21111011505						
Kentucky	21111011506						
Kentucky	21111011508						
Kentucky	21111011509						
Kentucky	21111011513						
Kentucky	21111011514						
Kentucky	21111011515						
Kentucky	21111011516						
Kentucky	21111011517						
Kentucky	21111011518						
Kentucky	21111011519						
Kentucky	21111011520						
Kentucky	21111011601						
Kentucky	21111011603						
Kentucky	21111011604						
Kentucky	21111011706						
Kentucky	21111011707						
Kentucky	21111011708						
Kentucky	21111011709						
Kentucky	21111011710						
Kentucky	21111011711						
Kentucky	21111011712						
Kentucky	21111011713						
Kentucky	21111011800						
Kentucky	21111011901						
Kentucky	21111011904						
Kentucky	21111011905						
Kentucky	21111011906						
Kentucky	21111011907						
Kentucky	21111012001						
Kentucky	21111012002						
Kentucky	21111012003						
Kentucky	21111012103						
Kentucky	21111012104						

AMERICAN OVERSIGHT

State	2012-2016 ACS LIC Tract	Enter "YES" Below to Nominate LIC	2012-2016 Tract Poverty Rate	2012-2016 Tract Median Family Income	2012-2016 State Median Family Income	2012-2016 Core Based Statistical Area (CBSA) Median Family Income	Metro/Non-Metro
Kentucky	21111012105						
Kentucky	21111012106						
Kentucky	21111012107						
Kentucky	21111012202						
Kentucky	21111012203						
Kentucky	21111012204						
Kentucky	21111012301						
Kentucky	21111012302						
Kentucky	21111012406						
Kentucky	21111012407						
Kentucky	21111012408						
Kentucky	21111012409						
Kentucky	21111012410						
Kentucky	21111012411						
Kentucky	21111012501						
Kentucky	21111012502						
Kentucky	21111012503						
Kentucky	21111012601						
Kentucky	21111012603						
Kentucky	21111012604						
Kentucky	21111012701						
Kentucky	21111012702						
Kentucky	21111012703						
Kentucky	21111012801						
Kentucky	21111012802						
Kentucky	21111013100						
Kentucky	21111980100						
Kentucky	21113060101						
Kentucky	21113060102						
Kentucky	21113060200						
Kentucky	21113060300						
Kentucky	21113060400						
Kentucky	21113060502						
Kentucky	21113060503						
Kentucky	21113060504						
Kentucky	21113060600						
Kentucky	21115960100						
Kentucky	21115960200						
Kentucky	21115960300						
Kentucky	21115960400						
Kentucky	21115960500						
Kentucky	21115960600						
Kentucky	21117060300						
Kentucky	21117060700						
Kentucky	21117060900						
Kentucky	21117061000						
Kentucky	21117061100						
Kentucky	21117061200						

AMERICAN OVERSIGHT

State	2012-2016 ACS LIC Tract	Enter "YES" Below to Nominate LIC	2012-2016 Tract Poverty Rate	2012-2016 Tract Median Family Income	2012-2016 State Median Family Income	2012-2016 Core Based Statistical Area (CBSA) Median Family Income	Metro/Non-Metro
Kentucky	21117061300						
Kentucky	21117061400						
Kentucky	21117061600						
Kentucky	21117063603						
Kentucky	21117063604						
Kentucky	21117063605						
Kentucky	21117063606						
Kentucky	21117063701						
Kentucky	21117063702						
Kentucky	21117063800						
Kentucky	21117064000						
Kentucky	21117064100						
Kentucky	21117064200						
Kentucky	21117064300						
Kentucky	21117064400						
Kentucky	21117064500						
Kentucky	21117064600						
Kentucky	21117064700						
Kentucky	21117064800						
Kentucky	21117064900						
Kentucky	21117065000						
Kentucky	21117065100						
Kentucky	21117065200						
Kentucky	21117065300						
Kentucky	21117065400						
Kentucky	21117065501						
Kentucky	21117065502						
Kentucky	21117065600						
Kentucky	21117065700						
Kentucky	21117065800						
Kentucky	21117065900						
Kentucky	21117066800						
Kentucky	21117066900						
Kentucky	21117067000						
Kentucky	21117067100						
Kentucky	21119960100						
Kentucky	21119960200						
Kentucky	21119960300						
Kentucky	21119960400						
Kentucky	21119960500						
Kentucky	21121930100						
Kentucky	21121930200						
Kentucky	21121930300						
Kentucky	21121930400						
Kentucky	21121930500						
Kentucky	21121930601						
Kentucky	21121930602						
Kentucky	21121930700						

AMERICAN OVERSIGHT

State	2012-2016 ACS LIC Tract	Enter "YES" Below to Nominate LIC	2012-2016 Tract Poverty Rate	2012-2016 Tract Median Family Income	2012-2016 State Median Family Income	2012-2016 Core Based Statistical Area (CBSA) Median Family Income	Metro/Non-Metro
Kentucky	21123960101						
Kentucky	21123960102						
Kentucky	21123960200						
Kentucky	21123960300						
Kentucky	21125970100						
Kentucky	21125970200						
Kentucky	21125970300						
Kentucky	21125970400						
Kentucky	21125970500						
Kentucky	21125970600						
Kentucky	21125970700						
Kentucky	21125970800						
Kentucky	21125970900						
Kentucky	21125971001						
Kentucky	21125971002						
Kentucky	21125971101						
Kentucky	21125971102						
Kentucky	21127930100						
Kentucky	21127930200						
Kentucky	21127930300						
Kentucky	21127930400						
Kentucky	21127930500						
Kentucky	21129950100						
Kentucky	21129950200						
Kentucky	21129950300						
Kentucky	21131920100						
Kentucky	21131920200						
Kentucky	21131920300						
Kentucky	21133950100						
Kentucky	21133950200						
Kentucky	21133950300						
Kentucky	21133950401						
Kentucky	21133950402						
Kentucky	21133950500						
Kentucky	21133950600						
Kentucky	21135930100						
Kentucky	21135930200						
Kentucky	21135930300						
Kentucky	21135930400						
Kentucky	21137920101						
Kentucky	21137920102						
Kentucky	21137920103						
Kentucky	21137920200						
Kentucky	21137920300						
Kentucky	21137920400						
Kentucky	21139040100						
Kentucky	21139040200						
Kentucky	21141960100						

AMERICAN OVERSIGHT

State	2012-2016 ACS LIC Tract	Enter "YES" Below to Nominate LIC	2012-2016 Tract Poverty Rate	2012-2016 Tract Median Family Income	2012-2016 State Median Family Income	2012-2016 Core Based Statistical Area (CBSA) Median Family Income	Metro/Non-Metro
Kentucky	21141960200						
Kentucky	21141960300						
Kentucky	21141960400						
Kentucky	21141960500						
Kentucky	21141960600						
Kentucky	21143960100						
Kentucky	21143960200						
Kentucky	21143980100						
Kentucky	21145030100						
Kentucky	21145030200						
Kentucky	21145030300						
Kentucky	21145030400						
Kentucky	21145030500						
Kentucky	21145030600						
Kentucky	21145030700						
Kentucky	21145030800						
Kentucky	21145030900						
Kentucky	21145031000						
Kentucky	21145031100						
Kentucky	21145031200						
Kentucky	21145031301						
Kentucky	21145031302						
Kentucky	21145031400						
Kentucky	21145031500						
Kentucky	21145031600						
Kentucky	21147960100						
Kentucky	21147960200						
Kentucky	21147960300						
Kentucky	21147960400						
Kentucky	21149970100						
Kentucky	21149970200						
Kentucky	21149970500						
Kentucky	21151010101						
Kentucky	21151010102						
Kentucky	21151010200						
Kentucky	21151010300						
Kentucky	21151010400						
Kentucky	21151010500						
Kentucky	21151010600						
Kentucky	21151010701						
Kentucky	21151010702						
Kentucky	21151010800						
Kentucky	21151010901						
Kentucky	21151010902						
Kentucky	21151010903						
Kentucky	21151011000						
Kentucky	21151011100						
Kentucky	21151011200						

AMERICAN OVERSIGHT

State	2012-2016 ACS LIC Tract	Enter "YES" Below to Nominate LIC	2012-2016 Tract Poverty Rate	2012-2016 Tract Median Family Income	2012-2016 State Median Family Income	2012-2016 Core Based Statistical Area (CBSA) Median Family Income	Metro/Non-Metro
Kentucky	21151011301						
Kentucky	21151011302						
Kentucky	21151011400						
Kentucky	21153970100						
Kentucky	21153970200						
Kentucky	21153970300						
Kentucky	21153970400						
Kentucky	21155970200						
Kentucky	21155970300						
Kentucky	21155970400						
Kentucky	21155970500						
Kentucky	21155970700						
Kentucky	21155970800						
Kentucky	21157950100						
Kentucky	21157950200						
Kentucky	21157950300						
Kentucky	21157950400						
Kentucky	21157950500						
Kentucky	21157950600						
Kentucky	21159950100						
Kentucky	21159950200						
Kentucky	21159950300						
Kentucky	21161960100						
Kentucky	21161960200						
Kentucky	21161960300						
Kentucky	21161960400						
Kentucky	21161960500						
Kentucky	21163970100						
Kentucky	21163970200						
Kentucky	21163970301						
Kentucky	21163970302						
Kentucky	21163970401						
Kentucky	21163970402						
Kentucky	21163970500						
Kentucky	21163980100						
Kentucky	21165960100						
Kentucky	21165960200						
Kentucky	21167960100						
Kentucky	21167960200						
Kentucky	21167960300						
Kentucky	21167960400						
Kentucky	21167960500						
Kentucky	21169960100						
Kentucky	21169960200						
Kentucky	21169960300						
Kentucky	21171930100						
Kentucky	21171930200						
Kentucky	21171930300						

AMERICAN OVERSIGHT

State	2012-2016 ACS LIC Tract	Enter "YES" Below to Nominate LIC	2012-2016 Tract Poverty Rate	2012-2016 Tract Median Family Income	2012-2016 State Median Family Income	2012-2016 Core Based Statistical Area (CBSA) Median Family Income	Metro/Non-Metro
Kentucky	21171930400						
Kentucky	21173920100						
Kentucky	21173920200						
Kentucky	21173920301						
Kentucky	21173920302						
Kentucky	21173920400						
Kentucky	21173920500						
Kentucky	21175950100						
Kentucky	21175950200						
Kentucky	21175950300						
Kentucky	21175950400						
Kentucky	21175950500						
Kentucky	21177960100						
Kentucky	21177960200						
Kentucky	21177960300						
Kentucky	21177960400						
Kentucky	21177960500						
Kentucky	21177960600						
Kentucky	21177960700						
Kentucky	21177960800						
Kentucky	21177960900						
Kentucky	21179930100						
Kentucky	21179930200						
Kentucky	21179930301						
Kentucky	21179930302						
Kentucky	21179930303						
Kentucky	21179930400						
Kentucky	21179930500						
Kentucky	21179930600						
Kentucky	21179930700						
Kentucky	21181960100						
Kentucky	21181960200						
Kentucky	21183920100						
Kentucky	21183920200						
Kentucky	21183920300						
Kentucky	21183920400						
Kentucky	21183920500						
Kentucky	21183920600						
Kentucky	21183920700						
Kentucky	21185030100						
Kentucky	21185030200						
Kentucky	21185030301						
Kentucky	21185030302						
Kentucky	21185030401						
Kentucky	21185030402						
Kentucky	21185030501						
Kentucky	21185030502						
Kentucky	21185030601						

AMERICAN OVERSIGHT

State	2012-2016 ACS LIC Tract	Enter "YES" Below to Nominate LIC	2012-2016 Tract Poverty Rate	2012-2016 Tract Median Family Income	2012-2016 State Median Family Income	2012-2016 Core Based Statistical Area (CBSA) Median Family Income	Metro/Non-Metro
Kentucky	21185030602						
Kentucky	21185030701						
Kentucky	21185030702						
Kentucky	21185030801						
Kentucky	21185030802						
Kentucky	21187970100						
Kentucky	21187970200						
Kentucky	21187970300						
Kentucky	21189930100						
Kentucky	21189930200						
Kentucky	21191930100						
Kentucky	21191930200						
Kentucky	21191930300						
Kentucky	21193970300						
Kentucky	21193970400						
Kentucky	21193970500						
Kentucky	21193970600						
Kentucky	21193970700						
Kentucky	21193970800						
Kentucky	21193970900						
Kentucky	21193971000						
Kentucky	21195930100						
Kentucky	21195930200						
Kentucky	21195930300						
Kentucky	21195930400						
Kentucky	21195930500						
Kentucky	21195930600						
Kentucky	21195930700						
Kentucky	21195930800						
Kentucky	21195930900						
Kentucky	21195931000						
Kentucky	21195931100						
Kentucky	21195931200						
Kentucky	21195931300						
Kentucky	21195931400						
Kentucky	21195931500						
Kentucky	21195931600						
Kentucky	21195931700						
Kentucky	21195931800						
Kentucky	21195931900						
Kentucky	21197970100						
Kentucky	21197970200						
Kentucky	21199930100						
Kentucky	21199930200						
Kentucky	21199930300						
Kentucky	21199930401						
Kentucky	21199930402						
Kentucky	21199930501						

AMERICAN OVERSIGHT

State	2012-2016 ACS LIC Tract	Enter "YES" Below to Nominate LIC	2012-2016 Tract Poverty Rate	2012-2016 Tract Median Family Income	2012-2016 State Median Family Income	2012-2016 Core Based Statistical Area (CBSA) Median Family Income	Metro/Non-Metro
Kentucky	21199930502						
Kentucky	21199930600						
Kentucky	21199930700						
Kentucky	21199930800						
Kentucky	21199930900						
Kentucky	21199931000						
Kentucky	21199931101						
Kentucky	21199931102						
Kentucky	21201970100						
Kentucky	21203950100						
Kentucky	21203950200						
Kentucky	21203950300						
Kentucky	21203950400						
Kentucky	21205950100						
Kentucky	21205950200						
Kentucky	21205950300						
Kentucky	21205950400						
Kentucky	21207960101						
Kentucky	21207960102						
Kentucky	21207960200						
Kentucky	21207960300						
Kentucky	21207960400						
Kentucky	21209040100						
Kentucky	21209040203						
Kentucky	21209040204						
Kentucky	21209040205						
Kentucky	21209040206						
Kentucky	21209040301						
Kentucky	21209040302						
Kentucky	21209040303						
Kentucky	21209040400						
Kentucky	21209040501						
Kentucky	21209040502						
Kentucky	21209040601						
Kentucky	21209040602						
Kentucky	21209040603						
Kentucky	21211040101						
Kentucky	21211040102						
Kentucky	21211040200						
Kentucky	21211040301						
Kentucky	21211040302						
Kentucky	21211040401						
Kentucky	21211040402						
Kentucky	21211040501						
Kentucky	21211040502						
Kentucky	21213970100						
Kentucky	21213970200						
Kentucky	21213970300						

AMERICAN OVERSIGHT

State	2012-2016 ACS LIC Tract	Enter "YES" Below to Nominate LIC	2012-2016 Tract Poverty Rate	2012-2016 Tract Median Family Income	2012-2016 State Median Family Income	2012-2016 Core Based Statistical Area (CBSA) Median Family Income	Metro/Non-Metro
Kentucky	21213970400						
Kentucky	21215080101						
Kentucky	21215080102						
Kentucky	21215080103						
Kentucky	21215080200						
Kentucky	21217920100						
Kentucky	21217920200						
Kentucky	21217920300						
Kentucky	21217920400						
Kentucky	21217920500						
Kentucky	21219950100						
Kentucky	21219950200						
Kentucky	21219950300						
Kentucky	21219950400						
Kentucky	21221970100						
Kentucky	21221970200						
Kentucky	21221970300						
Kentucky	21221980100						
Kentucky	21221980200						
Kentucky	21223100100						
Kentucky	21223100200						
Kentucky	21225950100						
Kentucky	21225950201						
Kentucky	21225950202						
Kentucky	21225950300						
Kentucky	21227010100						
Kentucky	21227010200						
Kentucky	21227010300						
Kentucky	21227010400						
Kentucky	21227010500						
Kentucky	21227010600						
Kentucky	21227010701						
Kentucky	21227010702						
Kentucky	21227010801						
Kentucky	21227010802						
Kentucky	21227010803						
Kentucky	21227010900						
Kentucky	21227011001						
Kentucky	21227011002						
Kentucky	21227011100						
Kentucky	21227011200						
Kentucky	21227011300						
Kentucky	21227011401						
Kentucky	21227011402						
Kentucky	21227011500						
Kentucky	21227011600						
Kentucky	21227011700						
Kentucky	21227011800						

AMERICAN OVERSIGHT

State	2012-2016 ACS LIC Tract	Enter "YES" Below to Nominate LIC	2012-2016 Tract Poverty Rate	2012-2016 Tract Median Family Income	2012-2016 State Median Family Income	2012-2016 Core Based Statistical Area (CBSA) Median Family Income	Metro/Non-Metro
Kentucky	21227011900						
Kentucky	21229930100						
Kentucky	21229930200						
Kentucky	21229930300						
Kentucky	21231920100						
Kentucky	21231920200						
Kentucky	21231920300						
Kentucky	21231920400						
Kentucky	21231920700						
Kentucky	21233960100						
Kentucky	21233960200						
Kentucky	21233960300						
Kentucky	21233960400						
Kentucky	21235920100						
Kentucky	21235920200						
Kentucky	21235920300						
Kentucky	21235920400						
Kentucky	21235920500						
Kentucky	21235920600						
Kentucky	21235920700						
Kentucky	21235920800						
Kentucky	21237930100						
Kentucky	21237930200						
Kentucky	21239050103						
Kentucky	21239050104						
Kentucky	21239050105						
Kentucky	21239050106						
Kentucky	21239050107						
Kentucky	21239050200						
Kentucky	21239050300						
Kentucky	21239050400						
Louisiana	22001960100						
Louisiana	22001960200						
Louisiana	22001960300						
Louisiana	22001960400						
Louisiana	22001960500						
Louisiana	22001960600						
Louisiana	22001960700						
Louisiana	22001960800						
Louisiana	22001960900						
Louisiana	22001961000						
Louisiana	22001961100						
Louisiana	22001961200						
Louisiana	22003950100						
Louisiana	22003950200						
Louisiana	22003950300						
Louisiana	22003950400						
Louisiana	22003950500						

AMERICAN OVERSIGHT

State	2012-2016 ACS LIC Tract	Enter "YES" Below to Nominate LIC	2012-2016 Tract Poverty Rate	2012-2016 Tract Median Family Income	2012-2016 State Median Family Income	2012-2016 Core Based Statistical Area (CBSA) Median Family Income	Metro/Non-Metro
Louisiana	22005030101						
Louisiana	22005030102						
Louisiana	22005030103						
Louisiana	22005030203						
Louisiana	22005030204						
Louisiana	22005030205						
Louisiana	22005030206						
Louisiana	22005030300						
Louisiana	22005030401						
Louisiana	22005030402						
Louisiana	22005030500						
Louisiana	22005030600						
Louisiana	22005030900						
Louisiana	22005031000						
Louisiana	22007050100						
Louisiana	22007050200						
Louisiana	22007050300						
Louisiana	22007050400						
Louisiana	22007050500						
Louisiana	22007050600						
Louisiana	22009030100						
Louisiana	22009030200						
Louisiana	22009030300						
Louisiana	22009030400						
Louisiana	22009030500						
Louisiana	22009030600						
Louisiana	22009030700						
Louisiana	22009030800						
Louisiana	22009030900						
Louisiana	22011960100						
Louisiana	22011960200						
Louisiana	22011960300						
Louisiana	22011960400						
Louisiana	22011960500						
Louisiana	22011960600						
Louisiana	22011960700						
Louisiana	22013970100						
Louisiana	22013970200						
Louisiana	22013970300						
Louisiana	22013970400						
Louisiana	22013970500						
Louisiana	22015010400						
Louisiana	22015010500						
Louisiana	22015010601						
Louisiana	22015010602						
Louisiana	22015010701						
Louisiana	22015010702						
Louisiana	22015010801						

AMERICAN OVERSIGHT

State	2012-2016 ACS LIC Tract	Enter "YES" Below to Nominate LIC	2012-2016 Tract Poverty Rate	2012-2016 Tract Median Family Income	2012-2016 State Median Family Income	2012-2016 Core Based Statistical Area (CBSA) Median Family Income	Metro/Non-Metro
Louisiana	22015010804						
Louisiana	22015010805						
Louisiana	22015010806						
Louisiana	22015010900						
Louisiana	22015011001						
Louisiana	22015011002						
Louisiana	22015011103						
Louisiana	22015011105						
Louisiana	22015011106						
Louisiana	22015011107						
Louisiana	22015011108						
Louisiana	22015011109						
Louisiana	22015011110						
Louisiana	22015011200						
Louisiana	22015011300						
Louisiana	22017020500						
Louisiana	22017020600						
Louisiana	22017020700						
Louisiana	22017021000						
Louisiana	22017021100						
Louisiana	22017021200						
Louisiana	22017021300						
Louisiana	22017021400						
Louisiana	22017021500						
Louisiana	22017021600						
Louisiana	22017021700						
Louisiana	22017021800						
Louisiana	22017021900						
Louisiana	22017022000						
Louisiana	22017022100						
Louisiana	22017022200						
Louisiana	22017022300						
Louisiana	22017022400						
Louisiana	22017022500						
Louisiana	22017022600						
Louisiana	22017022700						
Louisiana	22017022800						
Louisiana	22017022900						
Louisiana	22017023000						
Louisiana	22017023100						
Louisiana	22017023200						
Louisiana	22017023300						
Louisiana	22017023400						
Louisiana	22017023500						
Louisiana	22017023600						
Louisiana	22017023700						
Louisiana	22017023800						
Louisiana	22017023901						

AMERICAN OVERSIGHT

State	2012-2016 ACS LIC Tract	Enter "YES" Below to Nominate LIC	2012-2016 Tract Poverty Rate	2012-2016 Tract Median Family Income	2012-2016 State Median Family Income	2012-2016 Core Based Statistical Area (CBSA) Median Family Income	Metro/Non-Metro
Louisiana	22017023903						
Louisiana	22017023904						
Louisiana	22017023905						
Louisiana	22017024000						
Louisiana	22017024102						
Louisiana	22017024104						
Louisiana	22017024106						
Louisiana	22017024107						
Louisiana	22017024108						
Louisiana	22017024109						
Louisiana	22017024201						
Louisiana	22017024202						
Louisiana	22017024203						
Louisiana	22017024301						
Louisiana	22017024303						
Louisiana	22017024304						
Louisiana	22017024400						
Louisiana	22017024503						
Louisiana	22017024504						
Louisiana	22017024601						
Louisiana	22017024602						
Louisiana	22017024700						
Louisiana	22017024800						
Louisiana	22017024900						
Louisiana	22017025000						
Louisiana	22017025100						
Louisiana	22017025200						
Louisiana	22017025300						
Louisiana	22017025405						
Louisiana	22017025406						
Louisiana	22017980000						
Louisiana	22019000100						
Louisiana	22019000200						
Louisiana	22019000300						
Louisiana	22019000400						
Louisiana	22019000500						
Louisiana	22019000600						
Louisiana	22019000700						
Louisiana	22019000800						
Louisiana	22019000900						
Louisiana	22019001000						
Louisiana	22019001100						
Louisiana	22019001201						
Louisiana	22019001202						
Louisiana	22019001300						
Louisiana	22019001400						
Louisiana	22019001500						
Louisiana	22019001600						

AMERICAN OVERSIGHT

State	2012-2016 ACS LIC Tract	Enter "YES" Below to Nominate LIC	2012-2016 Tract Poverty Rate	2012-2016 Tract Median Family Income	2012-2016 State Median Family Income	2012-2016 Core Based Statistical Area (CBSA) Median Family Income	Metro/Non-Metro
Louisiana	22019001700						
Louisiana	22019001801						
Louisiana	22019001901						
Louisiana	22019001903						
Louisiana	22019001904						
Louisiana	22019002000						
Louisiana	22019002100						
Louisiana	22019002201						
Louisiana	22019002203						
Louisiana	22019002204						
Louisiana	22019002300						
Louisiana	22019002400						
Louisiana	22019002500						
Louisiana	22019002600						
Louisiana	22019002700						
Louisiana	22019002800						
Louisiana	22019002900						
Louisiana	22019003000						
Louisiana	22019003101						
Louisiana	22019003102						
Louisiana	22019003200						
Louisiana	22019003300						
Louisiana	22019003400						
Louisiana	22019003500						
Louisiana	22019003600						
Louisiana	22019980000						
Louisiana	22019980100						
Louisiana	22021000100						
Louisiana	22021000200						
Louisiana	22021000300						
Louisiana	22023970100						
Louisiana	22023970201						
Louisiana	22023990000						
Louisiana	22025000100						
Louisiana	22025000200						
Louisiana	22025000300						
Louisiana	22027950100						
Louisiana	22027950200						
Louisiana	22027950300						
Louisiana	22027950400						
Louisiana	22027950500						
Louisiana	22029000100						
Louisiana	22029000200						
Louisiana	22029000300						
Louisiana	22029000400						
Louisiana	22029000500						
Louisiana	22031950100						
Louisiana	22031950200						

AMERICAN OVERSIGHT

State	2012-2016 ACS LIC Tract	Enter "YES" Below to Nominate LIC	2012-2016 Tract Poverty Rate	2012-2016 Tract Median Family Income	2012-2016 State Median Family Income	2012-2016 Core Based Statistical Area (CBSA) Median Family Income	Metro/Non-Metro
Louisiana	22031950300						
Louisiana	22031950400						
Louisiana	22031950500						
Louisiana	22031950600						
Louisiana	22031950700						
Louisiana	22033000100						
Louisiana	22033000200						
Louisiana	22033000300						
Louisiana	22033000400						
Louisiana	22033000500						
Louisiana	22033000601						
Louisiana	22033000602						
Louisiana	22033000701						
Louisiana	22033000702						
Louisiana	22033000900						
Louisiana	22033001000						
Louisiana	22033001102						
Louisiana	22033001103						
Louisiana	22033001104						
Louisiana	22033001600						
Louisiana	22033001700						
Louisiana	22033001800						
Louisiana	22033001900						
Louisiana	22033002000						
Louisiana	22033002200						
Louisiana	22033002300						
Louisiana	22033002400						
Louisiana	22033002500						
Louisiana	22033002601						
Louisiana	22033002602						
Louisiana	22033002700						
Louisiana	22033002801						
Louisiana	22033002802						
Louisiana	22033003000						
Louisiana	22033003101						
Louisiana	22033003103						
Louisiana	22033003201						
Louisiana	22033003202						
Louisiana	22033003300						
Louisiana	22033003400						
Louisiana	22033003501						
Louisiana	22033003504						
Louisiana	22033003505						
Louisiana	22033003506						
Louisiana	22033003507						
Louisiana	22033003601						
Louisiana	22033003603						
Louisiana	22033003604						

AMERICAN OVERSIGHT

State	2012-2016 ACS LIC Tract	Enter "YES" Below to Nominate LIC	2012-2016 Tract Poverty Rate	2012-2016 Tract Median Family Income	2012-2016 State Median Family Income	2012-2016 Core Based Statistical Area (CBSA) Median Family Income	Metro/Non-Metro
Louisiana	22033003701						
Louisiana	22033003702						
Louisiana	22033003703						
Louisiana	22033003801						
Louisiana	22033003802						
Louisiana	22033003804						
Louisiana	22033003805						
Louisiana	22033003904						
Louisiana	22033003906						
Louisiana	22033003907						
Louisiana	22033003908						
Louisiana	22033003909						
Louisiana	22033003910						
Louisiana	22033004005						
Louisiana	22033004006						
Louisiana	22033004009						
Louisiana	22033004010						
Louisiana	22033004011						
Louisiana	22033004013						
Louisiana	22033004014						
Louisiana	22033004015						
Louisiana	22033004016						
Louisiana	22033004201						
Louisiana	22033004203						
Louisiana	22033004204						
Louisiana	22033004205						
Louisiana	22033004301						
Louisiana	22033004302						
Louisiana	22033004401						
Louisiana	22033004402						
Louisiana	22033004403						
Louisiana	22033004503						
Louisiana	22033004504						
Louisiana	22033004505						
Louisiana	22033004507						
Louisiana	22033004508						
Louisiana	22033004509						
Louisiana	22033004510						
Louisiana	22033004602						
Louisiana	22033004603						
Louisiana	22033004604						
Louisiana	22033004700						
Louisiana	22033004800						
Louisiana	22033004900						
Louisiana	22033005000						
Louisiana	22033005100						
Louisiana	22033005200						
Louisiana	22033005300						

AMERICAN OVERSIGHT

State	2012-2016 ACS LIC Tract	Enter "YES" Below to Nominate LIC	2012-2016 Tract Poverty Rate	2012-2016 Tract Median Family Income	2012-2016 State Median Family Income	2012-2016 Core Based Statistical Area (CBSA) Median Family Income	Metro/Non-Metro
Louisiana	22033980000						
Louisiana	22035000100						
Louisiana	22035000200						
Louisiana	22035000300						
Louisiana	22037951300						
Louisiana	22037951400						
Louisiana	22037951501						
Louisiana	22037951502						
Louisiana	22037951600						
Louisiana	22039950100						
Louisiana	22039950200						
Louisiana	22039950300						
Louisiana	22039950400						
Louisiana	22039950500						
Louisiana	22039950600						
Louisiana	22039950700						
Louisiana	22039950800						
Louisiana	22041950100						
Louisiana	22041950200						
Louisiana	22041950300						
Louisiana	22041950400						
Louisiana	22041950500						
Louisiana	22041950600						
Louisiana	22043020100						
Louisiana	22043020200						
Louisiana	22043020300						
Louisiana	22043020401						
Louisiana	22043020402						
Louisiana	22045030100						
Louisiana	22045030200						
Louisiana	22045030301						
Louisiana	22045030302						
Louisiana	22045030400						
Louisiana	22045030500						
Louisiana	22045030600						
Louisiana	22045030700						
Louisiana	22045030800						
Louisiana	22045030900						
Louisiana	22045031000						
Louisiana	22045031100						
Louisiana	22045031200						
Louisiana	22045031300						
Louisiana	22045031600						
Louisiana	22045990000						
Louisiana	22047952600						
Louisiana	22047952700						
Louisiana	22047952900						
Louisiana	22047953000						

AMERICAN OVERSIGHT

State	2012-2016 ACS LIC Tract	Enter "YES" Below to Nominate LIC	2012-2016 Tract Poverty Rate	2012-2016 Tract Median Family Income	2012-2016 State Median Family Income	2012-2016 Core Based Statistical Area (CBSA) Median Family Income	Metro/Non-Metro
Louisiana	22047953101						
Louisiana	22047953102						
Louisiana	22047953200						
Louisiana	22049970100						
Louisiana	22049970200						
Louisiana	22049970300						
Louisiana	22049970400						
Louisiana	22049970500						
Louisiana	22051020101						
Louisiana	22051020102						
Louisiana	22051020201						
Louisiana	22051020202						
Louisiana	22051020203						
Louisiana	22051020301						
Louisiana	22051020302						
Louisiana	22051020303						
Louisiana	22051020400						
Louisiana	22051020502						
Louisiana	22051020505						
Louisiana	22051020506						
Louisiana	22051020507						
Louisiana	22051020508						
Louisiana	22051020511						
Louisiana	22051020512						
Louisiana	22051020513						
Louisiana	22051020514						
Louisiana	22051020515						
Louisiana	22051020516						
Louisiana	22051020517						
Louisiana	22051020600						
Louisiana	22051020700						
Louisiana	22051021000						
Louisiana	22051021100						
Louisiana	22051021200						
Louisiana	22051021300						
Louisiana	22051021400						
Louisiana	22051021500						
Louisiana	22051021600						
Louisiana	22051021700						
Louisiana	22051021801						
Louisiana	22051021803						
Louisiana	22051021804						
Louisiana	22051021900						
Louisiana	22051022001						
Louisiana	22051022002						
Louisiana	22051022101						
Louisiana	22051022102						
Louisiana	22051022200						

AMERICAN OVERSIGHT

State	2012-2016 ACS LIC Tract	Enter "YES" Below to Nominate LIC	2012-2016 Tract Poverty Rate	2012-2016 Tract Median Family Income	2012-2016 State Median Family Income	2012-2016 Core Based Statistical Area (CBSA) Median Family Income	Metro/Non-Metro
Louisiana	22051022301						
Louisiana	22051022302						
Louisiana	22051022303						
Louisiana	22051022400						
Louisiana	22051022500						
Louisiana	22051022600						
Louisiana	22051022700						
Louisiana	22051022800						
Louisiana	22051022900						
Louisiana	22051023001						
Louisiana	22051023002						
Louisiana	22051023003						
Louisiana	22051023100						
Louisiana	22051023200						
Louisiana	22051023300						
Louisiana	22051023400						
Louisiana	22051023500						
Louisiana	22051023600						
Louisiana	22051023700						
Louisiana	22051023800						
Louisiana	22051023901						
Louisiana	22051023902						
Louisiana	22051023903						
Louisiana	22051023904						
Louisiana	22051024001						
Louisiana	22051024002						
Louisiana	22051024100						
Louisiana	22051024201						
Louisiana	22051024202						
Louisiana	22051024300						
Louisiana	22051024400						
Louisiana	22051024500						
Louisiana	22051024600						
Louisiana	22051024700						
Louisiana	22051024800						
Louisiana	22051024900						
Louisiana	22051025001						
Louisiana	22051025002						
Louisiana	22051025003						
Louisiana	22051025102						
Louisiana	22051025103						
Louisiana	22051025104						
Louisiana	22051025201						
Louisiana	22051025202						
Louisiana	22051025300						
Louisiana	22051025400						
Louisiana	22051025500						
Louisiana	22051025600						

AMERICAN OVERSIGHT

State	2012-2016 ACS LIC Tract	Enter "YES" Below to Nominate LIC	2012-2016 Tract Poverty Rate	2012-2016 Tract Median Family Income	2012-2016 State Median Family Income	2012-2016 Core Based Statistical Area (CBSA) Median Family Income	Metro/Non-Metro
Louisiana	22051025700						
Louisiana	22051025800						
Louisiana	22051025900						
Louisiana	22051026000						
Louisiana	22051026100						
Louisiana	22051026200						
Louisiana	22051026300						
Louisiana	22051026400						
Louisiana	22051026500						
Louisiana	22051026600						
Louisiana	22051026700						
Louisiana	22051026800						
Louisiana	22051026900						
Louisiana	22051027000						
Louisiana	22051027100						
Louisiana	22051027200						
Louisiana	22051027501						
Louisiana	22051027502						
Louisiana	22051027601						
Louisiana	22051027602						
Louisiana	22051027701						
Louisiana	22051027703						
Louisiana	22051027803						
Louisiana	22051027804						
Louisiana	22051027805						
Louisiana	22051027806						
Louisiana	22051027807						
Louisiana	22051027809						
Louisiana	22051027810						
Louisiana	22051027811						
Louisiana	22051027812						
Louisiana	22051027901						
Louisiana	22051027902						
Louisiana	22051028000						
Louisiana	22051028100						
Louisiana	22051028200						
Louisiana	22051980000						
Louisiana	22051990000						
Louisiana	22051990100						
Louisiana	22053000100						
Louisiana	22053000200						
Louisiana	22053000300						
Louisiana	22053000400						
Louisiana	22053000500						
Louisiana	22053000600						
Louisiana	22053000700						
Louisiana	22055000100						
Louisiana	22055000200						

AMERICAN OVERSIGHT

State	2012-2016 ACS LIC Tract	Enter "YES" Below to Nominate LIC	2012-2016 Tract Poverty Rate	2012-2016 Tract Median Family Income	2012-2016 State Median Family Income	2012-2016 Core Based Statistical Area (CBSA) Median Family Income	Metro/Non-Metro
Louisiana	22055000500						
Louisiana	22055000602						
Louisiana	22055000603						
Louisiana	22055000604						
Louisiana	22055000700						
Louisiana	22055000800						
Louisiana	22055000900						
Louisiana	22055001001						
Louisiana	22055001002						
Louisiana	22055001003						
Louisiana	22055001100						
Louisiana	22055001200						
Louisiana	22055001300						
Louisiana	22055001401						
Louisiana	22055001402						
Louisiana	22055001403						
Louisiana	22055001404						
Louisiana	22055001405						
Louisiana	22055001406						
Louisiana	22055001407						
Louisiana	22055001409						
Louisiana	22055001410						
Louisiana	22055001411						
Louisiana	22055001500						
Louisiana	22055001600						
Louisiana	22055001700						
Louisiana	22055001801						
Louisiana	22055001802						
Louisiana	22055001901						
Louisiana	22055001902						
Louisiana	22055001903						
Louisiana	22055001904						
Louisiana	22055001905						
Louisiana	22055002001						
Louisiana	22055002002						
Louisiana	22055002101						
Louisiana	22055002102						
Louisiana	22055002103						
Louisiana	22055002104						
Louisiana	22055002200						
Louisiana	22055980000						
Louisiana	22057020100						
Louisiana	22057020202						
Louisiana	22057020400						
Louisiana	22057020500						
Louisiana	22057020600						
Louisiana	22057020702						
Louisiana	22057020703						

AMERICAN OVERSIGHT

State	2012-2016 ACS LIC Tract	Enter "YES" Below to Nominate LIC	2012-2016 Tract Poverty Rate	2012-2016 Tract Median Family Income	2012-2016 State Median Family Income	2012-2016 Core Based Statistical Area (CBSA) Median Family Income	Metro/Non-Metro
Louisiana	22057020704						
Louisiana	22057020800						
Louisiana	22057020900						
Louisiana	22057021000						
Louisiana	22057021100						
Louisiana	22057021200						
Louisiana	22057021300						
Louisiana	22057021400						
Louisiana	22057021500						
Louisiana	22057021601						
Louisiana	22057021602						
Louisiana	22057021700						
Louisiana	22057021800						
Louisiana	22057021901						
Louisiana	22057021902						
Louisiana	22057022000						
Louisiana	22057990000						
Louisiana	22059970100						
Louisiana	22059970200						
Louisiana	22059970300						
Louisiana	22061960100						
Louisiana	22061960200						
Louisiana	22061960300						
Louisiana	22061960400						
Louisiana	22061960500						
Louisiana	22061960600						
Louisiana	22061960700						
Louisiana	22061960800						
Louisiana	22061960900						
Louisiana	22061961000						
Louisiana	22063040100						
Louisiana	22063040201						
Louisiana	22063040202						
Louisiana	22063040301						
Louisiana	22063040303						
Louisiana	22063040304						
Louisiana	22063040401						
Louisiana	22063040402						
Louisiana	22063040500						
Louisiana	22063040600						
Louisiana	22063040700						
Louisiana	22063040802						
Louisiana	22063040804						
Louisiana	22063040805						
Louisiana	22063040806						
Louisiana	22063040901						
Louisiana	22063040902						
Louisiana	22065960100						

AMERICAN OVERSIGHT

State	2012-2016 ACS LIC Tract	Enter "YES" Below to Nominate LIC	2012-2016 Tract Poverty Rate	2012-2016 Tract Median Family Income	2012-2016 State Median Family Income	2012-2016 Core Based Statistical Area (CBSA) Median Family Income	Metro/Non-Metro
Louisiana	22065960200						
Louisiana	22065960300						
Louisiana	22065960400						
Louisiana	22065960500						
Louisiana	22067950100						
Louisiana	22067950200						
Louisiana	22067950300						
Louisiana	22067950400						
Louisiana	22067950500						
Louisiana	22067950600						
Louisiana	22067950700						
Louisiana	22067950800						
Louisiana	22069000100						
Louisiana	22069000200						
Louisiana	22069000300						
Louisiana	22069000400						
Louisiana	22069000500						
Louisiana	22069000600						
Louisiana	22069000700						
Louisiana	22069000800						
Louisiana	22069000900						
Louisiana	22071000100						
Louisiana	22071000200						
Louisiana	22071000300						
Louisiana	22071000400						
Louisiana	22071000601						
Louisiana	22071000602						
Louisiana	22071000603						
Louisiana	22071000604						
Louisiana	22071000605						
Louisiana	22071000606						
Louisiana	22071000607						
Louisiana	22071000611						
Louisiana	22071000612						
Louisiana	22071000613						
Louisiana	22071000615						
Louisiana	22071000616						
Louisiana	22071000617						
Louisiana	22071000618						
Louisiana	22071000701						
Louisiana	22071000702						
Louisiana	22071000800						
Louisiana	22071000901						
Louisiana	22071000902						
Louisiana	22071000903						
Louisiana	22071000904						
Louisiana	22071001100						
Louisiana	22071001200						

AMERICAN OVERSIGHT

State	2012-2016 ACS LIC Tract	Enter "YES" Below to Nominate LIC	2012-2016 Tract Poverty Rate	2012-2016 Tract Median Family Income	2012-2016 State Median Family Income	2012-2016 Core Based Statistical Area (CBSA) Median Family Income	Metro/Non-Metro
Louisiana	22071001301						
Louisiana	22071001302						
Louisiana	22071001401						
Louisiana	22071001402						
Louisiana	22071001500						
Louisiana	22071001600						
Louisiana	22071001701						
Louisiana	22071001702						
Louisiana	22071001720						
Louisiana	22071001722						
Louisiana	22071001723						
Louisiana	22071001724						
Louisiana	22071001725						
Louisiana	22071001730						
Louisiana	22071001734						
Louisiana	22071001735						
Louisiana	22071001736						
Louisiana	22071001737						
Louisiana	22071001739						
Louisiana	22071001740						
Louisiana	22071001741						
Louisiana	22071001743						
Louisiana	22071001744						
Louisiana	22071001745						
Louisiana	22071001746						
Louisiana	22071001747						
Louisiana	22071001748						
Louisiana	22071001749						
Louisiana	22071001750						
Louisiana	22071001751						
Louisiana	22071001800						
Louisiana	22071001900						
Louisiana	22071002000						
Louisiana	22071002100						
Louisiana	22071002200						
Louisiana	22071002300						
Louisiana	22071002401						
Louisiana	22071002402						
Louisiana	22071002501						
Louisiana	22071002502						
Louisiana	22071002503						
Louisiana	22071002504						
Louisiana	22071002600						
Louisiana	22071002700						
Louisiana	22071002800						
Louisiana	22071002900						
Louisiana	22071003000						
Louisiana	22071003100						

AMERICAN OVERSIGHT

State	2012-2016 ACS LIC Tract	Enter "YES" Below to Nominate LIC	2012-2016 Tract Poverty Rate	2012-2016 Tract Median Family Income	2012-2016 State Median Family Income	2012-2016 Core Based Statistical Area (CBSA) Median Family Income	Metro/Non-Metro
Louisiana	22071003301						
Louisiana	22071003302						
Louisiana	22071003303						
Louisiana	22071003304						
Louisiana	22071003307						
Louisiana	22071003308						
Louisiana	22071003400						
Louisiana	22071003500						
Louisiana	22071003600						
Louisiana	22071003701						
Louisiana	22071003702						
Louisiana	22071003800						
Louisiana	22071003900						
Louisiana	22071004000						
Louisiana	22071004100						
Louisiana	22071004401						
Louisiana	22071004402						
Louisiana	22071004500						
Louisiana	22071004600						
Louisiana	22071004800						
Louisiana	22071004900						
Louisiana	22071005000						
Louisiana	22071005400						
Louisiana	22071005500						
Louisiana	22071005601						
Louisiana	22071005602						
Louisiana	22071005603						
Louisiana	22071005604						
Louisiana	22071006000						
Louisiana	22071006300						
Louisiana	22071006400						
Louisiana	22071006500						
Louisiana	22071006900						
Louisiana	22071007000						
Louisiana	22071007101						
Louisiana	22071007200						
Louisiana	22071007501						
Louisiana	22071007502						
Louisiana	22071007604						
Louisiana	22071007605						
Louisiana	22071007606						
Louisiana	22071007700						
Louisiana	22071007800						
Louisiana	22071008200						
Louisiana	22071008300						
Louisiana	22071008400						
Louisiana	22071008500						
Louisiana	22071008600						

AMERICAN OVERSIGHT

State	2012-2016 ACS LIC Tract	Enter "YES" Below to Nominate LIC	2012-2016 Tract Poverty Rate	2012-2016 Tract Median Family Income	2012-2016 State Median Family Income	2012-2016 Core Based Statistical Area (CBSA) Median Family Income	Metro/Non-Metro
Louisiana	22071008800						
Louisiana	22071009000						
Louisiana	22071009100						
Louisiana	22071009200						
Louisiana	22071009400						
Louisiana	22071009600						
Louisiana	22071009700						
Louisiana	22071009900						
Louisiana	22071010000						
Louisiana	22071010100						
Louisiana	22071010200						
Louisiana	22071010300						
Louisiana	22071010600						
Louisiana	22071010700						
Louisiana	22071010800						
Louisiana	22071010900						
Louisiana	22071011100						
Louisiana	22071011200						
Louisiana	22071011400						
Louisiana	22071011500						
Louisiana	22071011600						
Louisiana	22071011700						
Louisiana	22071011900						
Louisiana	22071012000						
Louisiana	22071012101						
Louisiana	22071012102						
Louisiana	22071012200						
Louisiana	22071012300						
Louisiana	22071012400						
Louisiana	22071012500						
Louisiana	22071012600						
Louisiana	22071012700						
Louisiana	22071012800						
Louisiana	22071012900						
Louisiana	22071013000						
Louisiana	22071013100						
Louisiana	22071013200						
Louisiana	22071013301						
Louisiana	22071013302						
Louisiana	22071013400						
Louisiana	22071013500						
Louisiana	22071013600						
Louisiana	22071013700						
Louisiana	22071013800						
Louisiana	22071013900						
Louisiana	22071014000						
Louisiana	22071014100						
Louisiana	22071014200						

AMERICAN OVERSIGHT

State	2012-2016 ACS LIC Tract	Enter "YES" Below to Nominate LIC	2012-2016 Tract Poverty Rate	2012-2016 Tract Median Family Income	2012-2016 State Median Family Income	2012-2016 Core Based Statistical Area (CBSA) Median Family Income	Metro/Non-Metro
Louisiana	22071014300						
Louisiana	22071014400						
Louisiana	22071014500						
Louisiana	22071980000						
Louisiana	22071980100						
Louisiana	22071990000						
Louisiana	22073000100						
Louisiana	22073000200						
Louisiana	22073000401						
Louisiana	22073000402						
Louisiana	22073000500						
Louisiana	22073000600						
Louisiana	22073000700						
Louisiana	22073000900						
Louisiana	22073001100						
Louisiana	22073001400						
Louisiana	22073001500						
Louisiana	22073001700						
Louisiana	22073005100						
Louisiana	22073005201						
Louisiana	22073005203						
Louisiana	22073005204						
Louisiana	22073005301						
Louisiana	22073005302						
Louisiana	22073005400						
Louisiana	22073005500						
Louisiana	22073005800						
Louisiana	22073005900						
Louisiana	22073010101						
Louisiana	22073010102						
Louisiana	22073010201						
Louisiana	22073010202						
Louisiana	22073010301						
Louisiana	22073010302						
Louisiana	22073010400						
Louisiana	22073010502						
Louisiana	22073010503						
Louisiana	22073010504						
Louisiana	22073010603						
Louisiana	22073010604						
Louisiana	22073010700						
Louisiana	22073010800						
Louisiana	22073010900						
Louisiana	22073011000						
Louisiana	22073011100						
Louisiana	22073980000						
Louisiana	22075050100						
Louisiana	22075050200						

AMERICAN OVERSIGHT

State	2012-2016 ACS LIC Tract	Enter "YES" Below to Nominate LIC	2012-2016 Tract Poverty Rate	2012-2016 Tract Median Family Income	2012-2016 State Median Family Income	2012-2016 Core Based Statistical Area (CBSA) Median Family Income	Metro/Non-Metro
Louisiana	22075050300						
Louisiana	22075050400						
Louisiana	22075050500						
Louisiana	22075050600						
Louisiana	22075050700						
Louisiana	22075050800						
Louisiana	22075990000						
Louisiana	22077951900						
Louisiana	22077952000						
Louisiana	22077952100						
Louisiana	22077952200						
Louisiana	22077952300						
Louisiana	22077952400						
Louisiana	22079010100						
Louisiana	22079010300						
Louisiana	22079010400						
Louisiana	22079010500						
Louisiana	22079010600						
Louisiana	22079010700						
Louisiana	22079011000						
Louisiana	22079011300						
Louisiana	22079011500						
Louisiana	22079011600						
Louisiana	22079011700						
Louisiana	22079012000						
Louisiana	22079012100						
Louisiana	22079012200						
Louisiana	22079012301						
Louisiana	22079012302						
Louisiana	22079012400						
Louisiana	22079012500						
Louisiana	22079012600						
Louisiana	22079012700						
Louisiana	22079012800						
Louisiana	22079012900						
Louisiana	22079013000						
Louisiana	22079013100						
Louisiana	22079013200						
Louisiana	22079013300						
Louisiana	22079013400						
Louisiana	22079013500						
Louisiana	22079013600						
Louisiana	22079013700						
Louisiana	22079013800						
Louisiana	22079013900						
Louisiana	22079980000						
Louisiana	22081960100						
Louisiana	22081960300						

AMERICAN OVERSIGHT

State	2012-2016 ACS LIC Tract	Enter "YES" Below to Nominate LIC	2012-2016 Tract Poverty Rate	2012-2016 Tract Median Family Income	2012-2016 State Median Family Income	2012-2016 Core Based Statistical Area (CBSA) Median Family Income	Metro/Non-Metro
Louisiana	22083970100						
Louisiana	22083970200						
Louisiana	22083970300						
Louisiana	22083970400						
Louisiana	22083970500						
Louisiana	22083970600						
Louisiana	22085000100						
Louisiana	22085000200						
Louisiana	22085000300						
Louisiana	22085000400						
Louisiana	22085000500						
Louisiana	22085000600						
Louisiana	22085000700						
Louisiana	22087030103						
Louisiana	22087030104						
Louisiana	22087030105						
Louisiana	22087030203						
Louisiana	22087030204						
Louisiana	22087030206						
Louisiana	22087030207						
Louisiana	22087030208						
Louisiana	22087030209						
Louisiana	22087030300						
Louisiana	22087030400						
Louisiana	22087030500						
Louisiana	22087030601						
Louisiana	22087030602						
Louisiana	22087030603						
Louisiana	22087030700						
Louisiana	22087030800						
Louisiana	22087990000						
Louisiana	22089060100						
Louisiana	22089062100						
Louisiana	22089062200						
Louisiana	22089062301						
Louisiana	22089062302						
Louisiana	22089062400						
Louisiana	22089062500						
Louisiana	22089062700						
Louisiana	22089062800						
Louisiana	22089062900						
Louisiana	22089063000						
Louisiana	22089063100						
Louisiana	22089063200						
Louisiana	22091951100						
Louisiana	22091951200						
Louisiana	22093040100						
Louisiana	22093040200						

AMERICAN OVERSIGHT

State	2012-2016 ACS LIC Tract	Enter "YES" Below to Nominate LIC	2012-2016 Tract Poverty Rate	2012-2016 Tract Median Family Income	2012-2016 State Median Family Income	2012-2016 Core Based Statistical Area (CBSA) Median Family Income	Metro/Non-Metro
Louisiana	22093040300						
Louisiana	22093040400						
Louisiana	22093040500						
Louisiana	22093040600						
Louisiana	22093040700						
Louisiana	22095070100						
Louisiana	22095070200						
Louisiana	22095070300						
Louisiana	22095070400						
Louisiana	22095070500						
Louisiana	22095070600						
Louisiana	22095070700						
Louisiana	22095070800						
Louisiana	22095070900						
Louisiana	22095071000						
Louisiana	22095071100						
Louisiana	22097960100						
Louisiana	22097960200						
Louisiana	22097960300						
Louisiana	22097960400						
Louisiana	22097960500						
Louisiana	22097960600						
Louisiana	22097960700						
Louisiana	22097960800						
Louisiana	22097960900						
Louisiana	22097961000						
Louisiana	22097961100						
Louisiana	22097961200						
Louisiana	22097961300						
Louisiana	22097961400						
Louisiana	22097961500						
Louisiana	22097961600						
Louisiana	22097961700						
Louisiana	22097961800						
Louisiana	22097961900						
Louisiana	22099020100						
Louisiana	22099020200						
Louisiana	22099020301						
Louisiana	22099020302						
Louisiana	22099020400						
Louisiana	22099020501						
Louisiana	22099020502						
Louisiana	22099020600						
Louisiana	22099020800						
Louisiana	22099020900						
Louisiana	22099021000						
Louisiana	22101040100						
Louisiana	22101040200						

AMERICAN OVERSIGHT

State	2012-2016 ACS LIC Tract	Enter "YES" Below to Nominate LIC	2012-2016 Tract Poverty Rate	2012-2016 Tract Median Family Income	2012-2016 State Median Family Income	2012-2016 Core Based Statistical Area (CBSA) Median Family Income	Metro/Non-Metro
Louisiana	22101040300						
Louisiana	22101040400						
Louisiana	22101040500						
Louisiana	22101040600						
Louisiana	22101040700						
Louisiana	22101040800						
Louisiana	22101040900						
Louisiana	22101041000						
Louisiana	22101041100						
Louisiana	22101041200						
Louisiana	22101041300						
Louisiana	22101041400						
Louisiana	22101041500						
Louisiana	22101041600						
Louisiana	22101990000						
Louisiana	22103040102						
Louisiana	22103040103						
Louisiana	22103040104						
Louisiana	22103040201						
Louisiana	22103040202						
Louisiana	22103040303						
Louisiana	22103040304						
Louisiana	22103040305						
Louisiana	22103040400						
Louisiana	22103040501						
Louisiana	22103040502						
Louisiana	22103040601						
Louisiana	22103040602						
Louisiana	22103040604						
Louisiana	22103040605						
Louisiana	22103040701						
Louisiana	22103040704						
Louisiana	22103040705						
Louisiana	22103040706						
Louisiana	22103040708						
Louisiana	22103040709						
Louisiana	22103040710						
Louisiana	22103040801						
Louisiana	22103040802						
Louisiana	22103040803						
Louisiana	22103040900						
Louisiana	22103041002						
Louisiana	22103041003						
Louisiana	22103041004						
Louisiana	22103041101						
Louisiana	22103041102						
Louisiana	22103041103						
Louisiana	22103041104						

AMERICAN OVERSIGHT

State	2012-2016 ACS LIC Tract	Enter "YES" Below to Nominate LIC	2012-2016 Tract Poverty Rate	2012-2016 Tract Median Family Income	2012-2016 State Median Family Income	2012-2016 Core Based Statistical Area (CBSA) Median Family Income	Metro/Non-Metro
Louisiana	22103041202						
Louisiana	22103041204						
Louisiana	22103041207						
Louisiana	22103041208						
Louisiana	22103041209						
Louisiana	22103041210						
Louisiana	22103041211						
Louisiana	22103041212						
Louisiana	22103041300						
Louisiana	22103990000						
Louisiana	22105953200						
Louisiana	22105953300						
Louisiana	22105953400						
Louisiana	22105953500						
Louisiana	22105953600						
Louisiana	22105953700						
Louisiana	22105953800						
Louisiana	22105953900						
Louisiana	22105954001						
Louisiana	22105954002						
Louisiana	22105954101						
Louisiana	22105954102						
Louisiana	22105954200						
Louisiana	22105954300						
Louisiana	22105954400						
Louisiana	22105954501						
Louisiana	22105954502						
Louisiana	22105954600						
Louisiana	22105954700						
Louisiana	22105954800						
Louisiana	22107000100						
Louisiana	22107000200						
Louisiana	22107000300						
Louisiana	22109000101						
Louisiana	22109000102						
Louisiana	22109000201						
Louisiana	22109000202						
Louisiana	22109000300						
Louisiana	22109000401						
Louisiana	22109000402						
Louisiana	22109000500						
Louisiana	22109000600						
Louisiana	22109000700						
Louisiana	22109000800						
Louisiana	22109000900						
Louisiana	22109001000						
Louisiana	22109001100						
Louisiana	22109001201						

AMERICAN OVERSIGHT

State	2012-2016 ACS LIC Tract	Enter "YES" Below to Nominate LIC	2012-2016 Tract Poverty Rate	2012-2016 Tract Median Family Income	2012-2016 State Median Family Income	2012-2016 Core Based Statistical Area (CBSA) Median Family Income	Metro/Non-Metro
Louisiana	22109001202						
Louisiana	22109001300						
Louisiana	22109001400						
Louisiana	22109001500						
Louisiana	22109001600						
Louisiana	22109001700						
Louisiana	22109990000						
Louisiana	22111960100						
Louisiana	22111960200						
Louisiana	22111960300						
Louisiana	22111960400						
Louisiana	22111960500						
Louisiana	22111960600						
Louisiana	22113950100						
Louisiana	22113950200						
Louisiana	22113950400						
Louisiana	22113950500						
Louisiana	22113950600						
Louisiana	22113950700						
Louisiana	22113950800						
Louisiana	22113950901						
Louisiana	22113950902						
Louisiana	22113951001						
Louisiana	22113951002						
Louisiana	22113951100						
Louisiana	22113990000						
Louisiana	22115950100						
Louisiana	22115950200						
Louisiana	22115950300						
Louisiana	22115950400						
Louisiana	22115950500						
Louisiana	22115950600						
Louisiana	22115950701						
Louisiana	22115950702						
Louisiana	22115950703						
Louisiana	22115950704						
Louisiana	22115950800						
Louisiana	22115950900						
Louisiana	22117950101						
Louisiana	22117950102						
Louisiana	22117950200						
Louisiana	22117950300						
Louisiana	22117950400						
Louisiana	22117950500						
Louisiana	22117950600						
Louisiana	22117950700						
Louisiana	22117950800						
Louisiana	22117950900						

AMERICAN OVERSIGHT

State	2012-2016 ACS LIC Tract	Enter "YES" Below to Nominate LIC	2012-2016 Tract Poverty Rate	2012-2016 Tract Median Family Income	2012-2016 State Median Family Income	2012-2016 Core Based Statistical Area (CBSA) Median Family Income	Metro/Non-Metro
Louisiana	22117951000						
Louisiana	22119031100						
Louisiana	22119031200						
Louisiana	22119031300						
Louisiana	22119031400						
Louisiana	22119031500						
Louisiana	22119031600						
Louisiana	22119031700						
Louisiana	22119031800						
Louisiana	22119031900						
Louisiana	22119032000						
Louisiana	22119032100						
Louisiana	22121020100						
Louisiana	22121020200						
Louisiana	22121020300						
Louisiana	22121020401						
Louisiana	22121020402						
Louisiana	22123000100						
Louisiana	22123000200						
Louisiana	22123000300						
Louisiana	22125951701						
Louisiana	22125951702						
Louisiana	22125951800						
Louisiana	22127960100						
Louisiana	22127960200						
Louisiana	22127960300						
Louisiana	22127960400						
Maine	23001010100						
Maine	23001010200						
Maine	23001010300						
Maine	23001010400						
Maine	23001010500						
Maine	23001010600						
Maine	23001010700						
Maine	23001010800						
Maine	23001020100						
Maine	23001020200						
Maine	23001020300						
Maine	23001020400						
Maine	23001020500						
Maine	23001020600						
Maine	23001020700						
Maine	23001020800						
Maine	23001020900						
Maine	23001030100						
Maine	23001030200						
Maine	23001040000						
Maine	23001041000						

AMERICAN OVERSIGHT

State	2012-2016 ACS LIC Tract	Enter "YES" Below to Nominate LIC	2012-2016 Tract Poverty Rate	2012-2016 Tract Median Family Income	2012-2016 State Median Family Income	2012-2016 Core Based Statistical Area (CBSA) Median Family Income	Metro/Non-Metro
Maine	23001041500						
Maine	23001042000						
Maine	23001043000						
Maine	23001044000						
Maine	23001045000						
Maine	23001046000						
Maine	23001046500						
Maine	23003950100						
Maine	23003950200						
Maine	23003950300						
Maine	23003950400						
Maine	23003950600						
Maine	23003950700						
Maine	23003950900						
Maine	23003951000						
Maine	23003951100						
Maine	23003951200						
Maine	23003951300						
Maine	23003951400						
Maine	23003951600						
Maine	23003951700						
Maine	23003951800						
Maine	23003951900						
Maine	23003952000						
Maine	23003952100						
Maine	23003952300						
Maine	23003952400						
Maine	23003952500						
Maine	23003952600						
Maine	23003952700						
Maine	23003952900						
Maine	23005000100						
Maine	23005000200						
Maine	23005000300						
Maine	23005000500						
Maine	23005000600						
Maine	23005001000						
Maine	23005001100						
Maine	23005001200						
Maine	23005001300						
Maine	23005001500						
Maine	23005001700						
Maine	23005001800						
Maine	23005001900						
Maine	23005002001						
Maine	23005002002						
Maine	23005002101						
Maine	23005002102						

AMERICAN OVERSIGHT

State	2012-2016 ACS LIC Tract	Enter "YES" Below to Nominate LIC	2012-2016 Tract Poverty Rate	2012-2016 Tract Median Family Income	2012-2016 State Median Family Income	2012-2016 Core Based Statistical Area (CBSA) Median Family Income	Metro/Non-Metro
Maine	23005002200						
Maine	23005002300						
Maine	23005002400						
Maine	23005002501						
Maine	23005002502						
Maine	23005002600						
Maine	23005002700						
Maine	23005002800						
Maine	23005002900						
Maine	23005003000						
Maine	23005003100						
Maine	23005003200						
Maine	23005003300						
Maine	23005003400						
Maine	23005003500						
Maine	23005003701						
Maine	23005003702						
Maine	23005004001						
Maine	23005004002						
Maine	23005004100						
Maine	23005004200						
Maine	23005004401						
Maine	23005004402						
Maine	23005004501						
Maine	23005004502						
Maine	23005004600						
Maine	23005004701						
Maine	23005004702						
Maine	23005004801						
Maine	23005004802						
Maine	23005004803						
Maine	23005011100						
Maine	23005011201						
Maine	23005011202						
Maine	23005011300						
Maine	23005011500						
Maine	23005012000						
Maine	23005013000						
Maine	23005014000						
Maine	23005015000						
Maine	23005016000						
Maine	23005016500						
Maine	23005017001						
Maine	23005017002						
Maine	23005017101						
Maine	23005017102						
Maine	23005017301						
Maine	23005017303						

AMERICAN OVERSIGHT

State	2012-2016 ACS LIC Tract	Enter "YES" Below to Nominate LIC	2012-2016 Tract Poverty Rate	2012-2016 Tract Median Family Income	2012-2016 State Median Family Income	2012-2016 Core Based Statistical Area (CBSA) Median Family Income	Metro/Non-Metro
Maine	23005017304						
Maine	23005990000						
Maine	23007970101						
Maine	23007970102						
Maine	23007970601						
Maine	23007970602						
Maine	23007971000						
Maine	23007971100						
Maine	23007971200						
Maine	23007971300						
Maine	23007971400						
Maine	23009965100						
Maine	23009965200						
Maine	23009965300						
Maine	23009965400						
Maine	23009965503						
Maine	23009965504						
Maine	23009965700						
Maine	23009965800						
Maine	23009965900						
Maine	23009966000						
Maine	23009966100						
Maine	23009966200						
Maine	23009966300						
Maine	23009966400						
Maine	23009966500						
Maine	23009966600						
Maine	23009966700						
Maine	23009990000						
Maine	23011010100						
Maine	23011010200						
Maine	23011010300						
Maine	23011010400						
Maine	23011010500						
Maine	23011010600						
Maine	23011010700						
Maine	23011010801						
Maine	23011010802						
Maine	23011010900						
Maine	23011011000						
Maine	23011012000						
Maine	23011013000						
Maine	23011014000						
Maine	23011014500						
Maine	23011015000						
Maine	23011015500						
Maine	23011016000						
Maine	23011017000						

AMERICAN OVERSIGHT

State	2012-2016 ACS LIC Tract	Enter "YES" Below to Nominate LIC	2012-2016 Tract Poverty Rate	2012-2016 Tract Median Family Income	2012-2016 State Median Family Income	2012-2016 Core Based Statistical Area (CBSA) Median Family Income	Metro/Non-Metro
Maine	23011018000						
Maine	23011019000						
Maine	23011020000						
Maine	23011020500						
Maine	23011021000						
Maine	23011022000						
Maine	23011023001						
Maine	23011023002						
Maine	23011024101						
Maine	23011024102						
Maine	23011024200						
Maine	23011025000						
Maine	23013970200						
Maine	23013970300						
Maine	23013970400						
Maine	23013970500						
Maine	23013970600						
Maine	23013970700						
Maine	23013970800						
Maine	23013970900						
Maine	23013971000						
Maine	23013971100						
Maine	23013990000						
Maine	23015975100						
Maine	23015975200						
Maine	23015975300						
Maine	23015975400						
Maine	23015975500						
Maine	23015975600						
Maine	23015975700						
Maine	23015975800						
Maine	23015976200						
Maine	23015990000						
Maine	23017965100						
Maine	23017965400						
Maine	23017965500						
Maine	23017965600						
Maine	23017965700						
Maine	23017965800						
Maine	23017965900						
Maine	23017966000						
Maine	23017966100						
Maine	23017966200						
Maine	23017966300						
Maine	23017966400						
Maine	23017966500						
Maine	23017966600						
Maine	23017966700						

AMERICAN OVERSIGHT

State	2012-2016 ACS LIC Tract	Enter "YES" Below to Nominate LIC	2012-2016 Tract Poverty Rate	2012-2016 Tract Median Family Income	2012-2016 State Median Family Income	2012-2016 Core Based Statistical Area (CBSA) Median Family Income	Metro/Non-Metro
Maine	23017966800						
Maine	23017966900						
Maine	23019000200						
Maine	23019000300						
Maine	23019000400						
Maine	23019000500						
Maine	23019000600						
Maine	23019000700						
Maine	23019000900						
Maine	23019002000						
Maine	23019003000						
Maine	23019004100						
Maine	23019004200						
Maine	23019004300						
Maine	23019005000						
Maine	23019006100						
Maine	23019006200						
Maine	23019006300						
Maine	23019007100						
Maine	23019007200						
Maine	23019008001						
Maine	23019009000						
Maine	23019010000						
Maine	23019011000						
Maine	23019012000						
Maine	23019012500						
Maine	23019013000						
Maine	23019013500						
Maine	23019014000						
Maine	23019015000						
Maine	23019015500						
Maine	23019018000						
Maine	23019020500						
Maine	23019021500						
Maine	23019022500						
Maine	23019024500						
Maine	23019025500						
Maine	23019026500						
Maine	23019027000						
Maine	23019028000						
Maine	23019028500						
Maine	23019029000						
Maine	23019030000						
Maine	23019031000						
Maine	23019031100						
Maine	23019031200						
Maine	23019031300						
Maine	23019940000						

AMERICAN OVERSIGHT

State	2012-2016 ACS LIC Tract	Enter "YES" Below to Nominate LIC	2012-2016 Tract Poverty Rate	2012-2016 Tract Median Family Income	2012-2016 State Median Family Income	2012-2016 Core Based Statistical Area (CBSA) Median Family Income	Metro/Non-Metro
Maine	23021960301						
Maine	23021960302						
Maine	23021960400						
Maine	23021960500						
Maine	23021960600						
Maine	23021960700						
Maine	23021960800						
Maine	23021960900						
Maine	23023970100						
Maine	23023970200						
Maine	23023970301						
Maine	23023970302						
Maine	23023970400						
Maine	23023970500						
Maine	23023970600						
Maine	23023970700						
Maine	23023990000						
Maine	23025965301						
Maine	23025965302						
Maine	23025965600						
Maine	23025965700						
Maine	23025965800						
Maine	23025965900						
Maine	23025966000						
Maine	23025966100						
Maine	23025966200						
Maine	23025966300						
Maine	23025966400						
Maine	23025966500						
Maine	23025966600						
Maine	23025966700						
Maine	23025966800						
Maine	23025966900						
Maine	23025967000						
Maine	23027041000						
Maine	23027042000						
Maine	23027043000						
Maine	23027044000						
Maine	23027045000						
Maine	23027046001						
Maine	23027046002						
Maine	23027047000						
Maine	23029955100						
Maine	23029955300						
Maine	23029955400						
Maine	23029955500						
Maine	23029955600						
Maine	23029955700						

AMERICAN OVERSIGHT

State	2012-2016 ACS LIC Tract	Enter "YES" Below to Nominate LIC	2012-2016 Tract Poverty Rate	2012-2016 Tract Median Family Income	2012-2016 State Median Family Income	2012-2016 Core Based Statistical Area (CBSA) Median Family Income	Metro/Non-Metro
Maine	23029955800						
Maine	23029955900						
Maine	23029956100						
Maine	23029956200						
Maine	23029956300						
Maine	23029956400						
Maine	23029956500						
Maine	23029990000						
Maine	23031005100						
Maine	23031005200						
Maine	23031005300						
Maine	23031005400						
Maine	23031006101						
Maine	23031006102						
Maine	23031020000						
Maine	23031021000						
Maine	23031022000						
Maine	23031022500						
Maine	23031023000						
Maine	23031023500						
Maine	23031024000						
Maine	23031024500						
Maine	23031025100						
Maine	23031025201						
Maine	23031025202						
Maine	23031025300						
Maine	23031025400						
Maine	23031026000						
Maine	23031027000						
Maine	23031028001						
Maine	23031028002						
Maine	23031029000						
Maine	23031030100						
Maine	23031030201						
Maine	23031030202						
Maine	23031030203						
Maine	23031030300						
Maine	23031031000						
Maine	23031032000						
Maine	23031033000						
Maine	23031034001						
Maine	23031034002						
Maine	23031035000						
Maine	23031036001						
Maine	23031036002						
Maine	23031037000						
Maine	23031038001						
Maine	23031038002						

AMERICAN OVERSIGHT

State	2012-2016 ACS LIC Tract	Enter "YES" Below to Nominate LIC	2012-2016 Tract Poverty Rate	2012-2016 Tract Median Family Income	2012-2016 State Median Family Income	2012-2016 Core Based Statistical Area (CBSA) Median Family Income	Metro/Non-Metro
Maine	23031990100						
Maryland	24001000100						
Maryland	24001000200						
Maryland	24001000300						
Maryland	24001000400						
Maryland	24001000500						
Maryland	24001000600						
Maryland	24001000700						
Maryland	24001000800						
Maryland	24001001000						
Maryland	24001001100						
Maryland	24001001200						
Maryland	24001001300						
Maryland	24001001401						
Maryland	24001001402						
Maryland	24001001502						
Maryland	24001001503						
Maryland	24001001600						
Maryland	24001001700						
Maryland	24001001800						
Maryland	24001001900						
Maryland	24001002000						
Maryland	24001002100						
Maryland	24001002200						
Maryland	24003701101						
Maryland	24003701102						
Maryland	24003701200						
Maryland	24003701300						
Maryland	24003701400						
Maryland	24003702100						
Maryland	24003702204						
Maryland	24003702205						
Maryland	24003702206						
Maryland	24003702208						
Maryland	24003702209						
Maryland	24003702300						
Maryland	24003702402						
Maryland	24003702500						
Maryland	24003702601						
Maryland	24003702602						
Maryland	24003702701						
Maryland	24003702702						
Maryland	24003706101						
Maryland	24003706301						
Maryland	24003706302						
Maryland	24003706401						
Maryland	24003706402						
Maryland	24003706500						

AMERICAN OVERSIGHT

State	2012-2016 ACS LIC Tract	Enter "YES" Below to Nominate LIC	2012-2016 Tract Poverty Rate	2012-2016 Tract Median Family Income	2012-2016 State Median Family Income	2012-2016 Core Based Statistical Area (CBSA) Median Family Income	Metro/Non-Metro
Maryland	24003706600						
Maryland	24003706700						
Maryland	24003707001						
Maryland	24003707002						
Maryland	24003708001						
Maryland	24003708004						
Maryland	24003730100						
Maryland	24003730203						
Maryland	24003730204						
Maryland	24003730300						
Maryland	24003730401						
Maryland	24003730402						
Maryland	24003730502						
Maryland	24003730504						
Maryland	24003730505						
Maryland	24003730506						
Maryland	24003730601						
Maryland	24003730603						
Maryland	24003730604						
Maryland	24003730700						
Maryland	24003730800						
Maryland	24003730901						
Maryland	24003730902						
Maryland	24003731002						
Maryland	24003731003						
Maryland	24003731004						
Maryland	24003731102						
Maryland	24003731103						
Maryland	24003731104						
Maryland	24003731105						
Maryland	24003731201						
Maryland	24003731202						
Maryland	24003731203						
Maryland	24003731204						
Maryland	24003731303						
Maryland	24003731306						
Maryland	24003731307						
Maryland	24003731308						
Maryland	24003731309						
Maryland	24003731310						
Maryland	24003731311						
Maryland	24003740102						
Maryland	24003740103						
Maryland	24003740104						
Maryland	24003740105						
Maryland	24003740201						
Maryland	24003740203						
Maryland	24003740303						

AMERICAN OVERSIGHT

State	2012-2016 ACS LIC Tract	Enter "YES" Below to Nominate LIC	2012-2016 Tract Poverty Rate	2012-2016 Tract Median Family Income	2012-2016 State Median Family Income	2012-2016 Core Based Statistical Area (CBSA) Median Family Income	Metro/Non-Metro
Maryland	24003740304						
Maryland	24003740305						
Maryland	24003740400						
Maryland	24003740500						
Maryland	24003740601						
Maryland	24003740602						
Maryland	24003740603						
Maryland	24003740701						
Maryland	24003740702						
Maryland	24003740800						
Maryland	24003740900						
Maryland	24003741000						
Maryland	24003750101						
Maryland	24003750102						
Maryland	24003750201						
Maryland	24003750202						
Maryland	24003750203						
Maryland	24003750300						
Maryland	24003750400						
Maryland	24003750801						
Maryland	24003750803						
Maryland	24003750804						
Maryland	24003750900						
Maryland	24003751000						
Maryland	24003751102						
Maryland	24003751103						
Maryland	24003751200						
Maryland	24003751400						
Maryland	24003751500						
Maryland	24003751600						
Maryland	24003751700						
Maryland	24003980000						
Maryland	24003990000						
Maryland	24005400100						
Maryland	24005400200						
Maryland	24005400400						
Maryland	24005400500						
Maryland	24005400600						
Maryland	24005400701						
Maryland	24005400702						
Maryland	24005400800						
Maryland	24005400900						
Maryland	24005401000						
Maryland	24005401101						
Maryland	24005401102						
Maryland	24005401200						
Maryland	24005401301						
Maryland	24005401302						

AMERICAN OVERSIGHT

State	2012-2016 ACS LIC Tract	Enter "YES" Below to Nominate LIC	2012-2016 Tract Poverty Rate	2012-2016 Tract Median Family Income	2012-2016 State Median Family Income	2012-2016 Core Based Statistical Area (CBSA) Median Family Income	Metro/Non-Metro
Maryland	24005401400						
Maryland	24005401503						
Maryland	24005401504						
Maryland	24005401505						
Maryland	24005401506						
Maryland	24005401507						
Maryland	24005402201						
Maryland	24005402202						
Maryland	24005402302						
Maryland	24005402303						
Maryland	24005402304						
Maryland	24005402305						
Maryland	24005402306						
Maryland	24005402307						
Maryland	24005402403						
Maryland	24005402404						
Maryland	24005402405						
Maryland	24005402406						
Maryland	24005402407						
Maryland	24005402503						
Maryland	24005402504						
Maryland	24005402505						
Maryland	24005402506						
Maryland	24005402509						
Maryland	24005402602						
Maryland	24005402603						
Maryland	24005402604						
Maryland	24005403100						
Maryland	24005403201						
Maryland	24005403202						
Maryland	24005403300						
Maryland	24005403401						
Maryland	24005403402						
Maryland	24005403500						
Maryland	24005403601						
Maryland	24005403602						
Maryland	24005403701						
Maryland	24005403702						
Maryland	24005403801						
Maryland	24005403802						
Maryland	24005403803						
Maryland	24005404101						
Maryland	24005404102						
Maryland	24005404201						
Maryland	24005404202						
Maryland	24005404402						
Maryland	24005404403						
Maryland	24005404404						

AMERICAN OVERSIGHT

State	2012-2016 ACS LIC Tract	Enter "YES" Below to Nominate LIC	2012-2016 Tract Poverty Rate	2012-2016 Tract Median Family Income	2012-2016 State Median Family Income	2012-2016 Core Based Statistical Area (CBSA) Median Family Income	Metro/Non-Metro
Maryland	24005404501						
Maryland	24005404502						
Maryland	24005404600						
Maryland	24005404800						
Maryland	24005404900						
Maryland	24005405000						
Maryland	24005406000						
Maryland	24005407001						
Maryland	24005407002						
Maryland	24005408100						
Maryland	24005408200						
Maryland	24005408302						
Maryland	24005408303						
Maryland	24005408304						
Maryland	24005408400						
Maryland	24005408502						
Maryland	24005408503						
Maryland	24005408505						
Maryland	24005408506						
Maryland	24005408507						
Maryland	24005408601						
Maryland	24005408602						
Maryland	24005408702						
Maryland	24005408703						
Maryland	24005408704						
Maryland	24005408800						
Maryland	24005408900						
Maryland	24005410100						
Maryland	24005410200						
Maryland	24005411101						
Maryland	24005411102						
Maryland	24005411201						
Maryland	24005411202						
Maryland	24005411302						
Maryland	24005411303						
Maryland	24005411306						
Maryland	24005411307						
Maryland	24005411308						
Maryland	24005411309						
Maryland	24005411404						
Maryland	24005411406						
Maryland	24005411407						
Maryland	24005411408						
Maryland	24005411409						
Maryland	24005411410						
Maryland	24005420100						
Maryland	24005420200						
Maryland	24005420301						

AMERICAN OVERSIGHT

State	2012-2016 ACS LIC Tract	Enter "YES" Below to Nominate LIC	2012-2016 Tract Poverty Rate	2012-2016 Tract Median Family Income	2012-2016 State Median Family Income	2012-2016 Core Based Statistical Area (CBSA) Median Family Income	Metro/Non-Metro
Maryland	24005420302						
Maryland	24005420303						
Maryland	24005420401						
Maryland	24005420402						
Maryland	24005420500						
Maryland	24005420600						
Maryland	24005420701						
Maryland	24005420702						
Maryland	24005420800						
Maryland	24005420900						
Maryland	24005421000						
Maryland	24005421101						
Maryland	24005421102						
Maryland	24005421200						
Maryland	24005421300						
Maryland	24005430101						
Maryland	24005430104						
Maryland	24005430200						
Maryland	24005430300						
Maryland	24005430400						
Maryland	24005430600						
Maryland	24005430700						
Maryland	24005430800						
Maryland	24005430900						
Maryland	24005440100						
Maryland	24005440200						
Maryland	24005440300						
Maryland	24005440400						
Maryland	24005440500						
Maryland	24005440600						
Maryland	24005440701						
Maryland	24005440702						
Maryland	24005440800						
Maryland	24005440900						
Maryland	24005441000						
Maryland	24005441101						
Maryland	24005441102						
Maryland	24005450100						
Maryland	24005450200						
Maryland	24005450300						
Maryland	24005450400						
Maryland	24005450501						
Maryland	24005450503						
Maryland	24005450504						
Maryland	24005450800						
Maryland	24005450900						
Maryland	24005451000						
Maryland	24005451100						

AMERICAN OVERSIGHT

State	2012-2016 ACS LIC Tract	Enter "YES" Below to Nominate LIC	2012-2016 Tract Poverty Rate	2012-2016 Tract Median Family Income	2012-2016 State Median Family Income	2012-2016 Core Based Statistical Area (CBSA) Median Family Income	Metro/Non-Metro
Maryland	24005451200						
Maryland	24005451300						
Maryland	24005451401						
Maryland	24005451402						
Maryland	24005451500						
Maryland	24005451600						
Maryland	24005451701						
Maryland	24005451702						
Maryland	24005451801						
Maryland	24005451802						
Maryland	24005451803						
Maryland	24005451900						
Maryland	24005452000						
Maryland	24005452100						
Maryland	24005452300						
Maryland	24005452400						
Maryland	24005452500						
Maryland	24005490100						
Maryland	24005490200						
Maryland	24005490301						
Maryland	24005490302						
Maryland	24005490400						
Maryland	24005490500						
Maryland	24005490601						
Maryland	24005490602						
Maryland	24005490603						
Maryland	24005490605						
Maryland	24005490701						
Maryland	24005490703						
Maryland	24005490800						
Maryland	24005490900						
Maryland	24005491000						
Maryland	24005491100						
Maryland	24005491201						
Maryland	24005491202						
Maryland	24005491300						
Maryland	24005491401						
Maryland	24005491402						
Maryland	24005491500						
Maryland	24005491600						
Maryland	24005491701						
Maryland	24005491900						
Maryland	24005492001						
Maryland	24005492002						
Maryland	24005492101						
Maryland	24005492102						
Maryland	24005492200						
Maryland	24005492300						

AMERICAN OVERSIGHT

State	2012-2016 ACS LIC Tract	Enter "YES" Below to Nominate LIC	2012-2016 Tract Poverty Rate	2012-2016 Tract Median Family Income	2012-2016 State Median Family Income	2012-2016 Core Based Statistical Area (CBSA) Median Family Income	Metro/Non-Metro
Maryland	24005492401						
Maryland	24005492402						
Maryland	24005492500						
Maryland	24005492600						
Maryland	24005980000						
Maryland	24005980100						
Maryland	24005980200						
Maryland	24009860101						
Maryland	24009860102						
Maryland	24009860200						
Maryland	24009860300						
Maryland	24009860401						
Maryland	24009860402						
Maryland	24009860501						
Maryland	24009860502						
Maryland	24009860600						
Maryland	24009860701						
Maryland	24009860702						
Maryland	24009860703						
Maryland	24009860801						
Maryland	24009860802						
Maryland	24009860900						
Maryland	24009861001						
Maryland	24009861003						
Maryland	24009861004						
Maryland	24009990100						
Maryland	24011955000						
Maryland	24011955100						
Maryland	24011955201						
Maryland	24011955202						
Maryland	24011955301						
Maryland	24011955302						
Maryland	24011955400						
Maryland	24011955500						
Maryland	24011955600						
Maryland	24013501001						
Maryland	24013501002						
Maryland	24013502000						
Maryland	24013503000						
Maryland	24013504100						
Maryland	24013504201						
Maryland	24013504202						
Maryland	24013505101						
Maryland	24013505102						
Maryland	24013505203						
Maryland	24013505205						
Maryland	24013505206						
Maryland	24013505207						

AMERICAN OVERSIGHT

State	2012-2016 ACS LIC Tract	Enter "YES" Below to Nominate LIC	2012-2016 Tract Poverty Rate	2012-2016 Tract Median Family Income	2012-2016 State Median Family Income	2012-2016 Core Based Statistical Area (CBSA) Median Family Income	Metro/Non-Metro
Maryland	24013505208						
Maryland	24013506101						
Maryland	24013506102						
Maryland	24013506200						
Maryland	24013507500						
Maryland	24013507601						
Maryland	24013507602						
Maryland	24013507702						
Maryland	24013507703						
Maryland	24013507704						
Maryland	24013507801						
Maryland	24013507802						
Maryland	24013508101						
Maryland	24013508102						
Maryland	24013508200						
Maryland	24013509001						
Maryland	24013509002						
Maryland	24013510000						
Maryland	24013511000						
Maryland	24013512000						
Maryland	24013513001						
Maryland	24013513002						
Maryland	24013514100						
Maryland	24013514201						
Maryland	24013514202						
Maryland	24015030100						
Maryland	24015030200						
Maryland	24015030400						
Maryland	24015030501						
Maryland	24015030503						
Maryland	24015030505						
Maryland	24015030506						
Maryland	24015030601						
Maryland	24015030602						
Maryland	24015030700						
Maryland	24015030903						
Maryland	24015030904						
Maryland	24015030905						
Maryland	24015030906						
Maryland	24015031201						
Maryland	24015031202						
Maryland	24015031301						
Maryland	24015031302						
Maryland	24015031400						
Maryland	24017850101						
Maryland	24017850102						
Maryland	24017850201						
Maryland	24017850202						

AMERICAN OVERSIGHT

State	2012-2016 ACS LIC Tract	Enter "YES" Below to Nominate LIC	2012-2016 Tract Poverty Rate	2012-2016 Tract Median Family Income	2012-2016 State Median Family Income	2012-2016 Core Based Statistical Area (CBSA) Median Family Income	Metro/Non-Metro
Maryland	24017850300						
Maryland	24017850400						
Maryland	24017850500						
Maryland	24017850600						
Maryland	24017850706						
Maryland	24017850708						
Maryland	24017850709						
Maryland	24017850710						
Maryland	24017850711						
Maryland	24017850712						
Maryland	24017850713						
Maryland	24017850801						
Maryland	24017850802						
Maryland	24017850901						
Maryland	24017850902						
Maryland	24017850904						
Maryland	24017850905						
Maryland	24017850906						
Maryland	24017851001						
Maryland	24017851002						
Maryland	24017851100						
Maryland	24017851200						
Maryland	24017851301						
Maryland	24017851302						
Maryland	24017851400						
Maryland	24017851500						
Maryland	24017990000						
Maryland	24019970100						
Maryland	24019970200						
Maryland	24019970300						
Maryland	24019970400						
Maryland	24019970500						
Maryland	24019970600						
Maryland	24019970702						
Maryland	24019970804						
Maryland	24019970900						
Maryland	24019990000						
Maryland	24021740200						
Maryland	24021750100						
Maryland	24021750200						
Maryland	24021750300						
Maryland	24021750503						
Maryland	24021750504						
Maryland	24021750505						
Maryland	24021750506						
Maryland	24021750600						
Maryland	24021750701						
Maryland	24021750702						

AMERICAN OVERSIGHT

State	2012-2016 ACS LIC Tract	Enter "YES" Below to Nominate LIC	2012-2016 Tract Poverty Rate	2012-2016 Tract Median Family Income	2012-2016 State Median Family Income	2012-2016 Core Based Statistical Area (CBSA) Median Family Income	Metro/Non-Metro
Maryland	24021750801						
Maryland	24021750802						
Maryland	24021750803						
Maryland	24021751001						
Maryland	24021751002						
Maryland	24021751003						
Maryland	24021751004						
Maryland	24021751201						
Maryland	24021751202						
Maryland	24021751203						
Maryland	24021751301						
Maryland	24021751302						
Maryland	24021751600						
Maryland	24021751701						
Maryland	24021751702						
Maryland	24021751801						
Maryland	24021751802						
Maryland	24021751901						
Maryland	24021751902						
Maryland	24021751903						
Maryland	24021751904						
Maryland	24021752001						
Maryland	24021752101						
Maryland	24021752102						
Maryland	24021752201						
Maryland	24021752202						
Maryland	24021752204						
Maryland	24021752301						
Maryland	24021752302						
Maryland	24021752303						
Maryland	24021752501						
Maryland	24021752502						
Maryland	24021752601						
Maryland	24021752602						
Maryland	24021752603						
Maryland	24021752801						
Maryland	24021752802						
Maryland	24021752900						
Maryland	24021753001						
Maryland	24021753002						
Maryland	24021765100						
Maryland	24021766800						
Maryland	24021767500						
Maryland	24021767600						
Maryland	24021770700						
Maryland	24021772200						
Maryland	24021773500						
Maryland	24021775302						

AMERICAN OVERSIGHT

State	2012-2016 ACS LIC Tract	Enter "YES" Below to Nominate LIC	2012-2016 Tract Poverty Rate	2012-2016 Tract Median Family Income	2012-2016 State Median Family Income	2012-2016 Core Based Statistical Area (CBSA) Median Family Income	Metro/Non-Metro
Maryland	24021775400						
Maryland	24021775600						
Maryland	24023000100						
Maryland	24023000200						
Maryland	24023000300						
Maryland	24023000400						
Maryland	24023000500						
Maryland	24023000600						
Maryland	24023000700						
Maryland	24025301102						
Maryland	24025301105						
Maryland	24025301106						
Maryland	24025301107						
Maryland	24025301108						
Maryland	24025301201						
Maryland	24025301202						
Maryland	24025301204						
Maryland	24025301205						
Maryland	24025301301						
Maryland	24025301302						
Maryland	24025301401						
Maryland	24025301402						
Maryland	24025301601						
Maryland	24025301602						
Maryland	24025301702						
Maryland	24025301703						
Maryland	24025301704						
Maryland	24025302100						
Maryland	24025302200						
Maryland	24025302400						
Maryland	24025302801						
Maryland	24025302802						
Maryland	24025302901						
Maryland	24025302902						
Maryland	24025303101						
Maryland	24025303102						
Maryland	24025303201						
Maryland	24025303203						
Maryland	24025303204						
Maryland	24025303205						
Maryland	24025303206						
Maryland	24025303300						
Maryland	24025303400						
Maryland	24025303501						
Maryland	24025303502						
Maryland	24025303602						
Maryland	24025303603						
Maryland	24025303605						

AMERICAN OVERSIGHT

State	2012-2016 ACS LIC Tract	Enter "YES" Below to Nominate LIC	2012-2016 Tract Poverty Rate	2012-2016 Tract Median Family Income	2012-2016 State Median Family Income	2012-2016 Core Based Statistical Area (CBSA) Median Family Income	Metro/Non-Metro
Maryland	24025303606						
Maryland	24025303700						
Maryland	24025303801						
Maryland	24025303802						
Maryland	24025303803						
Maryland	24025303900						
Maryland	24025304101						
Maryland	24025304102						
Maryland	24025304201						
Maryland	24025304202						
Maryland	24025305100						
Maryland	24025305200						
Maryland	24025305300						
Maryland	24025306100						
Maryland	24025306200						
Maryland	24025306300						
Maryland	24025306400						
Maryland	24025306500						
Maryland	24027601103						
Maryland	24027601104						
Maryland	24027601105						
Maryland	24027601107						
Maryland	24027601108						
Maryland	24027601201						
Maryland	24027601203						
Maryland	24027601204						
Maryland	24027602100						
Maryland	24027602201						
Maryland	24027602202						
Maryland	24027602302						
Maryland	24027602303						
Maryland	24027602304						
Maryland	24027602305						
Maryland	24027602306						
Maryland	24027602600						
Maryland	24027602700						
Maryland	24027602800						
Maryland	24027602900						
Maryland	24027603001						
Maryland	24027603003						
Maryland	24027603004						
Maryland	24027604001						
Maryland	24027604002						
Maryland	24027605102						
Maryland	24027605103						
Maryland	24027605104						
Maryland	24027605401						
Maryland	24027605402						

AMERICAN OVERSIGHT

State	2012-2016 ACS LIC Tract	Enter "YES" Below to Nominate LIC	2012-2016 Tract Poverty Rate	2012-2016 Tract Median Family Income	2012-2016 State Median Family Income	2012-2016 Core Based Statistical Area (CBSA) Median Family Income	Metro/Non-Metro
Maryland	24027605502						
Maryland	24027605503						
Maryland	24027605504						
Maryland	24027605505						
Maryland	24027605601						
Maryland	24027605602						
Maryland	24027606601						
Maryland	24027606603						
Maryland	24027606604						
Maryland	24027606606						
Maryland	24027606607						
Maryland	24027606701						
Maryland	24027606704						
Maryland	24027606705						
Maryland	24027606706						
Maryland	24027606707						
Maryland	24027606803						
Maryland	24027606804						
Maryland	24027606805						
Maryland	24027606806						
Maryland	24027606901						
Maryland	24027606904						
Maryland	24027606905						
Maryland	24027606906						
Maryland	24027606907						
Maryland	24029950100						
Maryland	24029950200						
Maryland	24029950300						
Maryland	24029950400						
Maryland	24029950500						
Maryland	24029990000						
Maryland	24031700101						
Maryland	24031700103						
Maryland	24031700104						
Maryland	24031700105						
Maryland	24031700204						
Maryland	24031700205						
Maryland	24031700206						
Maryland	24031700207						
Maryland	24031700208						
Maryland	24031700304						
Maryland	24031700306						
Maryland	24031700308						
Maryland	24031700309						
Maryland	24031700310						
Maryland	24031700311						
Maryland	24031700312						
Maryland	24031700400						

AMERICAN OVERSIGHT

State	2012-2016 ACS LIC Tract	Enter "YES" Below to Nominate LIC	2012-2016 Tract Poverty Rate	2012-2016 Tract Median Family Income	2012-2016 State Median Family Income	2012-2016 Core Based Statistical Area (CBSA) Median Family Income	Metro/Non-Metro
Maryland	24031700500						
Maryland	24031700604						
Maryland	24031700606						
Maryland	24031700607						
Maryland	24031700608						
Maryland	24031700610						
Maryland	24031700611						
Maryland	24031700613						
Maryland	24031700614						
Maryland	24031700615						
Maryland	24031700616						
Maryland	24031700704						
Maryland	24031700706						
Maryland	24031700710						
Maryland	24031700711						
Maryland	24031700713						
Maryland	24031700715						
Maryland	24031700716						
Maryland	24031700717						
Maryland	24031700718						
Maryland	24031700719						
Maryland	24031700720						
Maryland	24031700721						
Maryland	24031700722						
Maryland	24031700723						
Maryland	24031700724						
Maryland	24031700810						
Maryland	24031700811						
Maryland	24031700812						
Maryland	24031700813						
Maryland	24031700815						
Maryland	24031700816						
Maryland	24031700817						
Maryland	24031700818						
Maryland	24031700819						
Maryland	24031700820						
Maryland	24031700822						
Maryland	24031700823						
Maryland	24031700824						
Maryland	24031700826						
Maryland	24031700828						
Maryland	24031700829						
Maryland	24031700830						
Maryland	24031700832						
Maryland	24031700833						
Maryland	24031700834						
Maryland	24031700835						
Maryland	24031700901						

AMERICAN OVERSIGHT

State	2012-2016 ACS LIC Tract	Enter "YES" Below to Nominate LIC	2012-2016 Tract Poverty Rate	2012-2016 Tract Median Family Income	2012-2016 State Median Family Income	2012-2016 Core Based Statistical Area (CBSA) Median Family Income	Metro/Non-Metro
Maryland	24031700902						
Maryland	24031700903						
Maryland	24031700904						
Maryland	24031700905						
Maryland	24031701001						
Maryland	24031701002						
Maryland	24031701004						
Maryland	24031701005						
Maryland	24031701006						
Maryland	24031701007						
Maryland	24031701101						
Maryland	24031701102						
Maryland	24031701201						
Maryland	24031701202						
Maryland	24031701205						
Maryland	24031701206						
Maryland	24031701210						
Maryland	24031701211						
Maryland	24031701212						
Maryland	24031701213						
Maryland	24031701214						
Maryland	24031701215						
Maryland	24031701216						
Maryland	24031701218						
Maryland	24031701219						
Maryland	24031701220						
Maryland	24031701221						
Maryland	24031701303						
Maryland	24031701304						
Maryland	24031701306						
Maryland	24031701307						
Maryland	24031701308						
Maryland	24031701312						
Maryland	24031701313						
Maryland	24031701314						
Maryland	24031701315						
Maryland	24031701316						
Maryland	24031701317						
Maryland	24031701407						
Maryland	24031701408						
Maryland	24031701409						
Maryland	24031701410						
Maryland	24031701414						
Maryland	24031701415						
Maryland	24031701417						
Maryland	24031701418						
Maryland	24031701420						
Maryland	24031701421						

AMERICAN OVERSIGHT

State	2012-2016 ACS LIC Tract	Enter "YES" Below to Nominate LIC	2012-2016 Tract Poverty Rate	2012-2016 Tract Median Family Income	2012-2016 State Median Family Income	2012-2016 Core Based Statistical Area (CBSA) Median Family Income	Metro/Non-Metro
Maryland	24031701422						
Maryland	24031701423						
Maryland	24031701503						
Maryland	24031701505						
Maryland	24031701506						
Maryland	24031701507						
Maryland	24031701508						
Maryland	24031701509						
Maryland	24031701601						
Maryland	24031701602						
Maryland	24031701701						
Maryland	24031701702						
Maryland	24031701703						
Maryland	24031701704						
Maryland	24031701800						
Maryland	24031701900						
Maryland	24031702000						
Maryland	24031702101						
Maryland	24031702102						
Maryland	24031702200						
Maryland	24031702301						
Maryland	24031702302						
Maryland	24031702401						
Maryland	24031702402						
Maryland	24031702500						
Maryland	24031702601						
Maryland	24031702602						
Maryland	24031702700						
Maryland	24031702800						
Maryland	24031702900						
Maryland	24031703000						
Maryland	24031703100						
Maryland	24031703201						
Maryland	24031703202						
Maryland	24031703206						
Maryland	24031703207						
Maryland	24031703208						
Maryland	24031703209						
Maryland	24031703210						
Maryland	24031703212						
Maryland	24031703213						
Maryland	24031703214						
Maryland	24031703215						
Maryland	24031703216						
Maryland	24031703218						
Maryland	24031703219						
Maryland	24031703220						
Maryland	24031703221						

AMERICAN OVERSIGHT

State	2012-2016 ACS LIC Tract	Enter "YES" Below to Nominate LIC	2012-2016 Tract Poverty Rate	2012-2016 Tract Median Family Income	2012-2016 State Median Family Income	2012-2016 Core Based Statistical Area (CBSA) Median Family Income	Metro/Non-Metro
Maryland	24031703301						
Maryland	24031703302						
Maryland	24031703401						
Maryland	24031703402						
Maryland	24031703403						
Maryland	24031703404						
Maryland	24031703501						
Maryland	24031703502						
Maryland	24031703601						
Maryland	24031703602						
Maryland	24031703701						
Maryland	24031703702						
Maryland	24031703800						
Maryland	24031703901						
Maryland	24031703902						
Maryland	24031704000						
Maryland	24031704100						
Maryland	24031704200						
Maryland	24031704300						
Maryland	24031704401						
Maryland	24031704403						
Maryland	24031704404						
Maryland	24031704501						
Maryland	24031704502						
Maryland	24031704503						
Maryland	24031704600						
Maryland	24031704700						
Maryland	24031704803						
Maryland	24031704804						
Maryland	24031704805						
Maryland	24031704806						
Maryland	24031705000						
Maryland	24031705100						
Maryland	24031705200						
Maryland	24031705300						
Maryland	24031705400						
Maryland	24031705501						
Maryland	24031705502						
Maryland	24031705601						
Maryland	24031705602						
Maryland	24031705701						
Maryland	24031705702						
Maryland	24031705800						
Maryland	24031705901						
Maryland	24031705902						
Maryland	24031705903						
Maryland	24031706005						
Maryland	24031706007						

AMERICAN OVERSIGHT

State	2012-2016 ACS LIC Tract	Enter "YES" Below to Nominate LIC	2012-2016 Tract Poverty Rate	2012-2016 Tract Median Family Income	2012-2016 State Median Family Income	2012-2016 Core Based Statistical Area (CBSA) Median Family Income	Metro/Non-Metro
Maryland	24031706008						
Maryland	24031706009						
Maryland	24031706010						
Maryland	24031706011						
Maryland	24031706012						
Maryland	24031706013						
Maryland	24033800102						
Maryland	24033800103						
Maryland	24033800105						
Maryland	24033800106						
Maryland	24033800108						
Maryland	24033800109						
Maryland	24033800203						
Maryland	24033800206						
Maryland	24033800208						
Maryland	24033800209						
Maryland	24033800210						
Maryland	24033800211						
Maryland	24033800212						
Maryland	24033800213						
Maryland	24033800214						
Maryland	24033800215						
Maryland	24033800401						
Maryland	24033800402						
Maryland	24033800403						
Maryland	24033800408						
Maryland	24033800409						
Maryland	24033800410						
Maryland	24033800411						
Maryland	24033800412						
Maryland	24033800413						
Maryland	24033800504						
Maryland	24033800505						
Maryland	24033800507						
Maryland	24033800509						
Maryland	24033800511						
Maryland	24033800513						
Maryland	24033800514						
Maryland	24033800515						
Maryland	24033800516						
Maryland	24033800517						
Maryland	24033800518						
Maryland	24033800519						
Maryland	24033800520						
Maryland	24033800601						
Maryland	24033800604						
Maryland	24033800605						
Maryland	24033800606						

AMERICAN OVERSIGHT

State	2012-2016 ACS LIC Tract	Enter "YES" Below to Nominate LIC	2012-2016 Tract Poverty Rate	2012-2016 Tract Median Family Income	2012-2016 State Median Family Income	2012-2016 Core Based Statistical Area (CBSA) Median Family Income	Metro/Non-Metro
Maryland	24033800607						
Maryland	24033800608						
Maryland	24033800701						
Maryland	24033800704						
Maryland	24033800705						
Maryland	24033800706						
Maryland	24033800707						
Maryland	24033800800						
Maryland	24033800900						
Maryland	24033801003						
Maryland	24033801004						
Maryland	24033801005						
Maryland	24033801006						
Maryland	24033801104						
Maryland	24033801207						
Maryland	24033801208						
Maryland	24033801209						
Maryland	24033801210						
Maryland	24033801211						
Maryland	24033801212						
Maryland	24033801213						
Maryland	24033801214						
Maryland	24033801215						
Maryland	24033801216						
Maryland	24033801217						
Maryland	24033801302						
Maryland	24033801305						
Maryland	24033801307						
Maryland	24033801308						
Maryland	24033801309						
Maryland	24033801310						
Maryland	24033801311						
Maryland	24033801312						
Maryland	24033801313						
Maryland	24033801404						
Maryland	24033801405						
Maryland	24033801406						
Maryland	24033801407						
Maryland	24033801408						
Maryland	24033801409						
Maryland	24033801410						
Maryland	24033801411						
Maryland	24033801500						
Maryland	24033801600						
Maryland	24033801701						
Maryland	24033801702						
Maryland	24033801704						
Maryland	24033801706						

AMERICAN OVERSIGHT

State	2012-2016 ACS LIC Tract	Enter "YES" Below to Nominate LIC	2012-2016 Tract Poverty Rate	2012-2016 Tract Median Family Income	2012-2016 State Median Family Income	2012-2016 Core Based Statistical Area (CBSA) Median Family Income	Metro/Non-Metro
Maryland	24033801707						
Maryland	24033801708						
Maryland	24033801801						
Maryland	24033801802						
Maryland	24033801804						
Maryland	24033801805						
Maryland	24033801807						
Maryland	24033801808						
Maryland	24033801901						
Maryland	24033801904						
Maryland	24033801905						
Maryland	24033801906						
Maryland	24033801907						
Maryland	24033801908						
Maryland	24033802001						
Maryland	24033802002						
Maryland	24033802103						
Maryland	24033802104						
Maryland	24033802106						
Maryland	24033802107						
Maryland	24033802201						
Maryland	24033802203						
Maryland	24033802204						
Maryland	24033802301						
Maryland	24033802404						
Maryland	24033802405						
Maryland	24033802406						
Maryland	24033802407						
Maryland	24033802408						
Maryland	24033802501						
Maryland	24033802502						
Maryland	24033802600						
Maryland	24033802700						
Maryland	24033802803						
Maryland	24033802804						
Maryland	24033802805						
Maryland	24033802901						
Maryland	24033803001						
Maryland	24033803002						
Maryland	24033803100						
Maryland	24033803200						
Maryland	24033803300						
Maryland	24033803401						
Maryland	24033803402						
Maryland	24033803508						
Maryland	24033803509						
Maryland	24033803512						
Maryland	24033803513						

AMERICAN OVERSIGHT

State	2012-2016 ACS LIC Tract	Enter "YES" Below to Nominate LIC	2012-2016 Tract Poverty Rate	2012-2016 Tract Median Family Income	2012-2016 State Median Family Income	2012-2016 Core Based Statistical Area (CBSA) Median Family Income	Metro/Non-Metro
Maryland	24033803514						
Maryland	24033803516						
Maryland	24033803519						
Maryland	24033803520						
Maryland	24033803521						
Maryland	24033803522						
Maryland	24033803523						
Maryland	24033803524						
Maryland	24033803525						
Maryland	24033803526						
Maryland	24033803527						
Maryland	24033803601						
Maryland	24033803602						
Maryland	24033803605						
Maryland	24033803606						
Maryland	24033803607						
Maryland	24033803608						
Maryland	24033803610						
Maryland	24033803612						
Maryland	24033803613						
Maryland	24033803700						
Maryland	24033803801						
Maryland	24033803803						
Maryland	24033803900						
Maryland	24033804001						
Maryland	24033804002						
Maryland	24033804101						
Maryland	24033804102						
Maryland	24033804200						
Maryland	24033804300						
Maryland	24033804400						
Maryland	24033804600						
Maryland	24033804700						
Maryland	24033804801						
Maryland	24033804802						
Maryland	24033804900						
Maryland	24033805000						
Maryland	24033805101						
Maryland	24033805201						
Maryland	24033805202						
Maryland	24033805500						
Maryland	24033805601						
Maryland	24033805602						
Maryland	24033805700						
Maryland	24033805801						
Maryland	24033805802						
Maryland	24033805904						
Maryland	24033805906						

AMERICAN OVERSIGHT

State	2012-2016 ACS LIC Tract	Enter "YES" Below to Nominate LIC	2012-2016 Tract Poverty Rate	2012-2016 Tract Median Family Income	2012-2016 State Median Family Income	2012-2016 Core Based Statistical Area (CBSA) Median Family Income	Metro/Non-Metro
Maryland	24033805907						
Maryland	24033805908						
Maryland	24033805909						
Maryland	24033806000						
Maryland	24033806100						
Maryland	24033806200						
Maryland	24033806300						
Maryland	24033806400						
Maryland	24033806501						
Maryland	24033806601						
Maryland	24033806602						
Maryland	24033806706						
Maryland	24033806708						
Maryland	24033806710						
Maryland	24033806711						
Maryland	24033806712						
Maryland	24033806713						
Maryland	24033806714						
Maryland	24033806800						
Maryland	24033806900						
Maryland	24033807000						
Maryland	24033807102						
Maryland	24033807200						
Maryland	24033807301						
Maryland	24033807304						
Maryland	24033807305						
Maryland	24033807404						
Maryland	24033807405						
Maryland	24033807407						
Maryland	24033807408						
Maryland	24033807409						
Maryland	24033807410						
Maryland	24035810100						
Maryland	24035810200						
Maryland	24035810300						
Maryland	24035810400						
Maryland	24035810500						
Maryland	24035810600						
Maryland	24035810700						
Maryland	24035810800						
Maryland	24035810901						
Maryland	24035810902						
Maryland	24035811000						
Maryland	24035990000						
Maryland	24035990100						
Maryland	24035990200						
Maryland	24037875000						
Maryland	24037875100						

AMERICAN OVERSIGHT

State	2012-2016 ACS LIC Tract	Enter "YES" Below to Nominate LIC	2012-2016 Tract Poverty Rate	2012-2016 Tract Median Family Income	2012-2016 State Median Family Income	2012-2016 Core Based Statistical Area (CBSA) Median Family Income	Metro/Non-Metro
Maryland	24037875201						
Maryland	24037875202						
Maryland	24037875300						
Maryland	24037875400						
Maryland	24037875500						
Maryland	24037875600						
Maryland	24037875700						
Maryland	24037875801						
Maryland	24037875802						
Maryland	24037875901						
Maryland	24037875902						
Maryland	24037876001						
Maryland	24037876002						
Maryland	24037876100						
Maryland	24037876200						
Maryland	24037990000						
Maryland	24039930101						
Maryland	24039930102						
Maryland	24039930200						
Maryland	24039930300						
Maryland	24039930500						
Maryland	24039930600						
Maryland	24039980400						
Maryland	24039990100						
Maryland	24041960100						
Maryland	24041960201						
Maryland	24041960300						
Maryland	24041960400						
Maryland	24041960501						
Maryland	24041960502						
Maryland	24041960600						
Maryland	24041960700						
Maryland	24041960800						
Maryland	24041960900						
Maryland	24041990000						
Maryland	24043000100						
Maryland	24043000200						
Maryland	24043000301						
Maryland	24043000302						
Maryland	24043000400						
Maryland	24043000500						
Maryland	24043000601						
Maryland	24043000602						
Maryland	24043000700						
Maryland	24043000800						
Maryland	24043000900						
Maryland	24043001001						
Maryland	24043001002						

AMERICAN OVERSIGHT

State	2012-2016 ACS LIC Tract	Enter "YES" Below to Nominate LIC	2012-2016 Tract Poverty Rate	2012-2016 Tract Median Family Income	2012-2016 State Median Family Income	2012-2016 Core Based Statistical Area (CBSA) Median Family Income	Metro/Non-Metro
Maryland	24043010100						
Maryland	24043010200						
Maryland	24043010300						
Maryland	24043010400						
Maryland	24043010500						
Maryland	24043010600						
Maryland	24043010700						
Maryland	24043010801						
Maryland	24043010802						
Maryland	24043010900						
Maryland	24043011000						
Maryland	24043011100						
Maryland	24043011201						
Maryland	24043011202						
Maryland	24043011301						
Maryland	24043011302						
Maryland	24043011400						
Maryland	24043011500						
Maryland	24043011600						
Maryland	24045000100						
Maryland	24045000200						
Maryland	24045000300						
Maryland	24045000400						
Maryland	24045000500						
Maryland	24045010101						
Maryland	24045010102						
Maryland	24045010200						
Maryland	24045010300						
Maryland	24045010400						
Maryland	24045010501						
Maryland	24045010502						
Maryland	24045010603						
Maryland	24045010604						
Maryland	24045010605						
Maryland	24045010606						
Maryland	24045010701						
Maryland	24045010702						
Maryland	24045010800						
Maryland	24047950000						
Maryland	24047950100						
Maryland	24047950300						
Maryland	24047950400						
Maryland	24047950600						
Maryland	24047950700						
Maryland	24047950800						
Maryland	24047950900						
Maryland	24047951000						
Maryland	24047951100						

AMERICAN OVERSIGHT

State	2012-2016 ACS LIC Tract	Enter "YES" Below to Nominate LIC	2012-2016 Tract Poverty Rate	2012-2016 Tract Median Family Income	2012-2016 State Median Family Income	2012-2016 Core Based Statistical Area (CBSA) Median Family Income	Metro/Non-Metro
Maryland	24047951200						
Maryland	24047951300						
Maryland	24047951400						
Maryland	24047951500						
Maryland	24047951700						
Maryland	24047980000						
Maryland	24047990000						
Maryland	24510010100						
Maryland	24510010200						
Maryland	24510010300						
Maryland	24510010400						
Maryland	24510010500						
Maryland	24510020100						
Maryland	24510020200						
Maryland	24510020300						
Maryland	24510030100						
Maryland	24510030200						
Maryland	24510040100						
Maryland	24510040200						
Maryland	24510060100						
Maryland	24510060200						
Maryland	24510060300						
Maryland	24510060400						
Maryland	24510070100						
Maryland	24510070200						
Maryland	24510070300						
Maryland	24510070400						
Maryland	24510080101						
Maryland	24510080102						
Maryland	24510080200						
Maryland	24510080301						
Maryland	24510080302						
Maryland	24510080400						
Maryland	24510080500						
Maryland	24510080600						
Maryland	24510080700						
Maryland	24510080800						
Maryland	24510090100						
Maryland	24510090200						
Maryland	24510090300						
Maryland	24510090400						
Maryland	24510090500						
Maryland	24510090600						
Maryland	24510090700						
Maryland	24510090800						
Maryland	24510090900						
Maryland	24510100100						
Maryland	24510100200						

AMERICAN OVERSIGHT

State	2012-2016 ACS LIC Tract	Enter "YES" Below to Nominate LIC	2012-2016 Tract Poverty Rate	2012-2016 Tract Median Family Income	2012-2016 State Median Family Income	2012-2016 Core Based Statistical Area (CBSA) Median Family Income	Metro/Non-Metro
Maryland	24510100300						
Maryland	24510110100						
Maryland	24510110200						
Maryland	24510120100						
Maryland	24510120201						
Maryland	24510120202						
Maryland	24510120300						
Maryland	24510120400						
Maryland	24510120500						
Maryland	24510120600						
Maryland	24510120700						
Maryland	24510130100						
Maryland	24510130200						
Maryland	24510130300						
Maryland	24510130400						
Maryland	24510130600						
Maryland	24510130700						
Maryland	24510130803						
Maryland	24510130804						
Maryland	24510130805						
Maryland	24510130806						
Maryland	24510140100						
Maryland	24510140200						
Maryland	24510140300						
Maryland	24510150100						
Maryland	24510150200						
Maryland	24510150300						
Maryland	24510150400						
Maryland	24510150500						
Maryland	24510150600						
Maryland	24510150701						
Maryland	24510150702						
Maryland	24510150800						
Maryland	24510150900						
Maryland	24510151000						
Maryland	24510151100						
Maryland	24510151200						
Maryland	24510151300						
Maryland	24510160100						
Maryland	24510160200						
Maryland	24510160300						
Maryland	24510160400						
Maryland	24510160500						
Maryland	24510160600						
Maryland	24510160700						
Maryland	24510160801						
Maryland	24510160802						
Maryland	24510170100						

AMERICAN OVERSIGHT

State	2012-2016 ACS LIC Tract	Enter "YES" Below to Nominate LIC	2012-2016 Tract Poverty Rate	2012-2016 Tract Median Family Income	2012-2016 State Median Family Income	2012-2016 Core Based Statistical Area (CBSA) Median Family Income	Metro/Non-Metro
Maryland	24510170200						
Maryland	24510170300						
Maryland	24510180100						
Maryland	24510180200						
Maryland	24510180300						
Maryland	24510190100						
Maryland	24510190200						
Maryland	24510190300						
Maryland	24510200100						
Maryland	24510200200						
Maryland	24510200300						
Maryland	24510200400						
Maryland	24510200500						
Maryland	24510200600						
Maryland	24510200701						
Maryland	24510200702						
Maryland	24510200800						
Maryland	24510210100						
Maryland	24510210200						
Maryland	24510220100						
Maryland	24510230100						
Maryland	24510230200						
Maryland	24510230300						
Maryland	24510240100						
Maryland	24510240200						
Maryland	24510240300						
Maryland	24510240400						
Maryland	24510250101						
Maryland	24510250102						
Maryland	24510250103						
Maryland	24510250203						
Maryland	24510250204						
Maryland	24510250205						
Maryland	24510250206						
Maryland	24510250207						
Maryland	24510250301						
Maryland	24510250303						
Maryland	24510250401						
Maryland	24510250402						
Maryland	24510250500						
Maryland	24510250600						
Maryland	24510260101						
Maryland	24510260102						
Maryland	24510260201						
Maryland	24510260202						
Maryland	24510260203						
Maryland	24510260301						
Maryland	24510260302						

AMERICAN OVERSIGHT

State	2012-2016 ACS LIC Tract	Enter "YES" Below to Nominate LIC	2012-2016 Tract Poverty Rate	2012-2016 Tract Median Family Income	2012-2016 State Median Family Income	2012-2016 Core Based Statistical Area (CBSA) Median Family Income	Metro/Non-Metro
Maryland	24510260303						
Maryland	24510260401						
Maryland	24510260402						
Maryland	24510260403						
Maryland	24510260404						
Maryland	24510260501						
Maryland	24510260604						
Maryland	24510260605						
Maryland	24510260700						
Maryland	24510260800						
Maryland	24510260900						
Maryland	24510261000						
Maryland	24510261100						
Maryland	24510270101						
Maryland	24510270102						
Maryland	24510270200						
Maryland	24510270301						
Maryland	24510270302						
Maryland	24510270401						
Maryland	24510270402						
Maryland	24510270501						
Maryland	24510270502						
Maryland	24510270600						
Maryland	24510270701						
Maryland	24510270702						
Maryland	24510270703						
Maryland	24510270801						
Maryland	24510270802						
Maryland	24510270803						
Maryland	24510270804						
Maryland	24510270805						
Maryland	24510270901						
Maryland	24510270902						
Maryland	24510270903						
Maryland	24510271001						
Maryland	24510271002						
Maryland	24510271101						
Maryland	24510271102						
Maryland	24510271200						
Maryland	24510271300						
Maryland	24510271400						
Maryland	24510271501						
Maryland	24510271503						
Maryland	24510271600						
Maryland	24510271700						
Maryland	24510271801						
Maryland	24510271802						
Maryland	24510271900						

AMERICAN OVERSIGHT

State	2012-2016 ACS LIC Tract	Enter "YES" Below to Nominate LIC	2012-2016 Tract Poverty Rate	2012-2016 Tract Median Family Income	2012-2016 State Median Family Income	2012-2016 Core Based Statistical Area (CBSA) Median Family Income	Metro/Non-Metro
Maryland	24510272003						
Maryland	24510272004						
Maryland	24510272005						
Maryland	24510272006						
Maryland	24510272007						
Maryland	24510280101						
Maryland	24510280102						
Maryland	24510280200						
Maryland	24510280301						
Maryland	24510280302						
Maryland	24510280401						
Maryland	24510280402						
Maryland	24510280403						
Maryland	24510280404						
Maryland	24510280500						
Massachusetts	25001010100						
Massachusetts	25001010206						
Massachusetts	25001010208						
Massachusetts	25001010304						
Massachusetts	25001010306						
Massachusetts	25001010400						
Massachusetts	25001010500						
Massachusetts	25001010600						
Massachusetts	25001010700						
Massachusetts	25001010800						
Massachusetts	25001010900						
Massachusetts	25001011002						
Massachusetts	25001011100						
Massachusetts	25001011200						
Massachusetts	25001011300						
Massachusetts	25001011400						
Massachusetts	25001011500						
Massachusetts	25001011600						
Massachusetts	25001011700						
Massachusetts	25001011801						
Massachusetts	25001011802						
Massachusetts	25001012001						
Massachusetts	25001012002						
Massachusetts	25001012101						
Massachusetts	25001012102						
Massachusetts	25001012200						
Massachusetts	25001012502						
Massachusetts	25001012601						
Massachusetts	25001012602						
Massachusetts	25001012700						
Massachusetts	25001012800						
Massachusetts	25001012900						
Massachusetts	25001013002						

AMERICAN OVERSIGHT

State	2012-2016 ACS LIC Tract	Enter "YES" Below to Nominate LIC	2012-2016 Tract Poverty Rate	2012-2016 Tract Median Family Income	2012-2016 State Median Family Income	2012-2016 Core Based Statistical Area (CBSA) Median Family Income	Metro/Non-Metro
Massachusetts	25001013100						
Massachusetts	25001013200						
Massachusetts	25001013300						
Massachusetts	25001013400						
Massachusetts	25001013500						
Massachusetts	25001013600						
Massachusetts	25001013700						
Massachusetts	25001013800						
Massachusetts	25001013900						
Massachusetts	25001014002						
Massachusetts	25001014100						
Massachusetts	25001014300						
Massachusetts	25001014402						
Massachusetts	25001014500						
Massachusetts	25001014600						
Massachusetts	25001014700						
Massachusetts	25001014800						
Massachusetts	25001014900						
Massachusetts	25001015001						
Massachusetts	25001015002						
Massachusetts	25001015100						
Massachusetts	25001015200						
Massachusetts	25001015300						
Massachusetts	25001990000						
Massachusetts	25003900100						
Massachusetts	25003900200						
Massachusetts	25003900300						
Massachusetts	25003900400						
Massachusetts	25003900500						
Massachusetts	25003900600						
Massachusetts	25003900700						
Massachusetts	25003900800						
Massachusetts	25003900900						
Massachusetts	25003901100						
Massachusetts	25003911100						
Massachusetts	25003912100						
Massachusetts	25003913100						
Massachusetts	25003914100						
Massachusetts	25003920101						
Massachusetts	25003920102						
Massachusetts	25003921300						
Massachusetts	25003921400						
Massachusetts	25003921500						
Massachusetts	25003922100						
Massachusetts	25003922200						
Massachusetts	25003922300						
Massachusetts	25003923100						
Massachusetts	25003924100						

AMERICAN OVERSIGHT

State	2012-2016 ACS LIC Tract	Enter "YES" Below to Nominate LIC	2012-2016 Tract Poverty Rate	2012-2016 Tract Median Family Income	2012-2016 State Median Family Income	2012-2016 Core Based Statistical Area (CBSA) Median Family Income	Metro/Non-Metro
Massachusetts	25003925100						
Massachusetts	25003926100						
Massachusetts	25003931100						
Massachusetts	25003931300						
Massachusetts	25003931400						
Massachusetts	25003932200						
Massachusetts	25003932300						
Massachusetts	25003933200						
Massachusetts	25003933300						
Massachusetts	25003933400						
Massachusetts	25003934200						
Massachusetts	25003934300						
Massachusetts	25003935100						
Massachusetts	25003935200						
Massachusetts	25003935300						
Massachusetts	25005600100						
Massachusetts	25005600202						
Massachusetts	25005600203						
Massachusetts	25005600204						
Massachusetts	25005610100						
Massachusetts	25005610202						
Massachusetts	25005610203						
Massachusetts	25005610204						
Massachusetts	25005611101						
Massachusetts	25005611102						
Massachusetts	25005611201						
Massachusetts	25005611202						
Massachusetts	25005612100						
Massachusetts	25005612200						
Massachusetts	25005613100						
Massachusetts	25005613300						
Massachusetts	25005613400						
Massachusetts	25005613600						
Massachusetts	25005613700						
Massachusetts	25005613800						
Massachusetts	25005613901						
Massachusetts	25005613902						
Massachusetts	25005614000						
Massachusetts	25005614101						
Massachusetts	25005614102						
Massachusetts	25005615100						
Massachusetts	25005616100						
Massachusetts	25005617101						
Massachusetts	25005617102						
Massachusetts	25005630101						
Massachusetts	25005630102						
Massachusetts	25005630200						
Massachusetts	25005630300						

AMERICAN OVERSIGHT

State	2012-2016 ACS LIC Tract	Enter "YES" Below to Nominate LIC	2012-2016 Tract Poverty Rate	2012-2016 Tract Median Family Income	2012-2016 State Median Family Income	2012-2016 Core Based Statistical Area (CBSA) Median Family Income	Metro/Non-Metro
Massachusetts	25005630400						
Massachusetts	25005631100						
Massachusetts	25005631200						
Massachusetts	25005631300						
Massachusetts	25005631400						
Massachusetts	25005631500						
Massachusetts	25005631600						
Massachusetts	25005631700						
Massachusetts	25005631800						
Massachusetts	25005632100						
Massachusetts	25005632200						
Massachusetts	25005633100						
Massachusetts	25005633200						
Massachusetts	25005640100						
Massachusetts	25005640200						
Massachusetts	25005640300						
Massachusetts	25005640400						
Massachusetts	25005640500						
Massachusetts	25005640600						
Massachusetts	25005640700						
Massachusetts	25005640800						
Massachusetts	25005640901						
Massachusetts	25005641000						
Massachusetts	25005641101						
Massachusetts	25005641200						
Massachusetts	25005641300						
Massachusetts	25005641400						
Massachusetts	25005641500						
Massachusetts	25005641600						
Massachusetts	25005641700						
Massachusetts	25005641800						
Massachusetts	25005641900						
Massachusetts	25005642000						
Massachusetts	25005642100						
Massachusetts	25005642200						
Massachusetts	25005642300						
Massachusetts	25005642400						
Massachusetts	25005642500						
Massachusetts	25005644101						
Massachusetts	25005644102						
Massachusetts	25005644200						
Massachusetts	25005645101						
Massachusetts	25005645102						
Massachusetts	25005645103						
Massachusetts	25005646101						
Massachusetts	25005646103						
Massachusetts	25005646104						
Massachusetts	25005650101						

AMERICAN OVERSIGHT

State	2012-2016 ACS LIC Tract	Enter "YES" Below to Nominate LIC	2012-2016 Tract Poverty Rate	2012-2016 Tract Median Family Income	2012-2016 State Median Family Income	2012-2016 Core Based Statistical Area (CBSA) Median Family Income	Metro/Non-Metro
Massachusetts	25005650102						
Massachusetts	25005650201						
Massachusetts	25005650202						
Massachusetts	25005650300						
Massachusetts	25005650400						
Massachusetts	25005650500						
Massachusetts	25005650600						
Massachusetts	25005650700						
Massachusetts	25005650800						
Massachusetts	25005650900						
Massachusetts	25005651001						
Massachusetts	25005651002						
Massachusetts	25005651100						
Massachusetts	25005651200						
Massachusetts	25005651300						
Massachusetts	25005651400						
Massachusetts	25005651500						
Massachusetts	25005651600						
Massachusetts	25005651700						
Massachusetts	25005651800						
Massachusetts	25005651900						
Massachusetts	25005652000						
Massachusetts	25005652100						
Massachusetts	25005652200						
Massachusetts	25005652300						
Massachusetts	25005652400						
Massachusetts	25005652500						
Massachusetts	25005652600						
Massachusetts	25005652700						
Massachusetts	25005652800						
Massachusetts	25005653101						
Massachusetts	25005653102						
Massachusetts	25005653203						
Massachusetts	25005653204						
Massachusetts	25005653301						
Massachusetts	25005653304						
Massachusetts	25005654100						
Massachusetts	25005654200						
Massachusetts	25005655100						
Massachusetts	25005655200						
Massachusetts	25005655300						
Massachusetts	25005655400						
Massachusetts	25005985500						
Massachusetts	25005985600						
Massachusetts	25005990000						
Massachusetts	25007200100						
Massachusetts	25007200200						
Massachusetts	25007200300						

AMERICAN OVERSIGHT

State	2012-2016 ACS LIC Tract	Enter "YES" Below to Nominate LIC	2012-2016 Tract Poverty Rate	2012-2016 Tract Median Family Income	2012-2016 State Median Family Income	2012-2016 Core Based Statistical Area (CBSA) Median Family Income	Metro/Non-Metro
Massachusetts	25007200400						
Massachusetts	25007990000						
Massachusetts	25009201100						
Massachusetts	25009202101						
Massachusetts	25009202102						
Massachusetts	25009202200						
Massachusetts	25009203100						
Massachusetts	25009203200						
Massachusetts	25009203301						
Massachusetts	25009203302						
Massachusetts	25009204101						
Massachusetts	25009204102						
Massachusetts	25009204200						
Massachusetts	25009204300						
Massachusetts	25009204400						
Massachusetts	25009204500						
Massachusetts	25009204600						
Massachusetts	25009204701						
Massachusetts	25009204702						
Massachusetts	25009205100						
Massachusetts	25009205200						
Massachusetts	25009205300						
Massachusetts	25009205400						
Massachusetts	25009205500						
Massachusetts	25009205600						
Massachusetts	25009205700						
Massachusetts	25009205800						
Massachusetts	25009205900						
Massachusetts	25009206000						
Massachusetts	25009206100						
Massachusetts	25009206200						
Massachusetts	25009206300						
Massachusetts	25009206400						
Massachusetts	25009206500						
Massachusetts	25009206600						
Massachusetts	25009206700						
Massachusetts	25009206800						
Massachusetts	25009206900						
Massachusetts	25009207000						
Massachusetts	25009207100						
Massachusetts	25009207200						
Massachusetts	25009208101						
Massachusetts	25009208102						
Massachusetts	25009208200						
Massachusetts	25009208300						
Massachusetts	25009208400						
Massachusetts	25009209100						
Massachusetts	25009209200						

AMERICAN OVERSIGHT

State	2012-2016 ACS LIC Tract	Enter "YES" Below to Nominate LIC	2012-2016 Tract Poverty Rate	2012-2016 Tract Median Family Income	2012-2016 State Median Family Income	2012-2016 Core Based Statistical Area (CBSA) Median Family Income	Metro/Non-Metro
Massachusetts	25009210100						
Massachusetts	25009210200						
Massachusetts	25009210300						
Massachusetts	25009210400						
Massachusetts	25009210500						
Massachusetts	25009210600						
Massachusetts	25009210700						
Massachusetts	25009210800						
Massachusetts	25009210900						
Massachusetts	25009211100						
Massachusetts	25009211200						
Massachusetts	25009211300						
Massachusetts	25009211401						
Massachusetts	25009211402						
Massachusetts	25009212100						
Massachusetts	25009213100						
Massachusetts	25009214100						
Massachusetts	25009215101						
Massachusetts	25009215102						
Massachusetts	25009216100						
Massachusetts	25009217100						
Massachusetts	25009217201						
Massachusetts	25009217202						
Massachusetts	25009217300						
Massachusetts	25009217400						
Massachusetts	25009217500						
Massachusetts	25009217600						
Massachusetts	25009218100						
Massachusetts	25009220101						
Massachusetts	25009220102						
Massachusetts	25009221100						
Massachusetts	25009221300						
Massachusetts	25009221400						
Massachusetts	25009221500						
Massachusetts	25009221600						
Massachusetts	25009221700						
Massachusetts	25009221800						
Massachusetts	25009221901						
Massachusetts	25009221902						
Massachusetts	25009222100						
Massachusetts	25009223100						
Massachusetts	25009223200						
Massachusetts	25009223300						
Massachusetts	25009250100						
Massachusetts	25009250200						
Massachusetts	25009250300						
Massachusetts	25009250400						
Massachusetts	25009250500						

AMERICAN OVERSIGHT

State	2012-2016 ACS LIC Tract	Enter "YES" Below to Nominate LIC	2012-2016 Tract Poverty Rate	2012-2016 Tract Median Family Income	2012-2016 State Median Family Income	2012-2016 Core Based Statistical Area (CBSA) Median Family Income	Metro/Non-Metro
Massachusetts	25009250600						
Massachusetts	25009250700						
Massachusetts	25009250800						
Massachusetts	25009250900						
Massachusetts	25009251000						
Massachusetts	25009251100						
Massachusetts	25009251200						
Massachusetts	25009251300						
Massachusetts	25009251400						
Massachusetts	25009251500						
Massachusetts	25009251600						
Massachusetts	25009251700						
Massachusetts	25009251800						
Massachusetts	25009252101						
Massachusetts	25009252102						
Massachusetts	25009252201						
Massachusetts	25009252202						
Massachusetts	25009252300						
Massachusetts	25009252400						
Massachusetts	25009252501						
Massachusetts	25009252502						
Massachusetts	25009252601						
Massachusetts	25009252602						
Massachusetts	25009252603						
Massachusetts	25009253100						
Massachusetts	25009253201						
Massachusetts	25009253202						
Massachusetts	25009253203						
Massachusetts	25009253204						
Massachusetts	25009253205						
Massachusetts	25009254100						
Massachusetts	25009254200						
Massachusetts	25009254301						
Massachusetts	25009254302						
Massachusetts	25009254401						
Massachusetts	25009254402						
Massachusetts	25009254403						
Massachusetts	25009260100						
Massachusetts	25009260200						
Massachusetts	25009260301						
Massachusetts	25009260302						
Massachusetts	25009260401						
Massachusetts	25009260402						
Massachusetts	25009260500						
Massachusetts	25009260600						
Massachusetts	25009260700						
Massachusetts	25009260800						
Massachusetts	25009260900						

AMERICAN OVERSIGHT

State	2012-2016 ACS LIC Tract	Enter "YES" Below to Nominate LIC	2012-2016 Tract Poverty Rate	2012-2016 Tract Median Family Income	2012-2016 State Median Family Income	2012-2016 Core Based Statistical Area (CBSA) Median Family Income	Metro/Non-Metro
Massachusetts	25009261000						
Massachusetts	25009261101						
Massachusetts	25009261102						
Massachusetts	25009262100						
Massachusetts	25009263100						
Massachusetts	25009264100						
Massachusetts	25009265101						
Massachusetts	25009265102						
Massachusetts	25009266100						
Massachusetts	25009266200						
Massachusetts	25009266300						
Massachusetts	25009266400						
Massachusetts	25009267101						
Massachusetts	25009267102						
Massachusetts	25009268100						
Massachusetts	25009268200						
Massachusetts	25009268300						
Massachusetts	25009268400						
Massachusetts	25009269100						
Massachusetts	25009270100						
Massachusetts	25009990100						
Massachusetts	25011040100						
Massachusetts	25011040200						
Massachusetts	25011040300						
Massachusetts	25011040400						
Massachusetts	25011040501						
Massachusetts	25011040502						
Massachusetts	25011040600						
Massachusetts	25011040701						
Massachusetts	25011040702						
Massachusetts	25011040800						
Massachusetts	25011040900						
Massachusetts	25011041000						
Massachusetts	25011041100						
Massachusetts	25011041200						
Massachusetts	25011041300						
Massachusetts	25011041400						
Massachusetts	25011041501						
Massachusetts	25011041502						
Massachusetts	25013800101						
Massachusetts	25013800102						
Massachusetts	25013800201						
Massachusetts	25013800202						
Massachusetts	25013800300						
Massachusetts	25013800400						
Massachusetts	25013800500						
Massachusetts	25013800600						
Massachusetts	25013800700						

AMERICAN OVERSIGHT

State	2012-2016 ACS LIC Tract	Enter "YES" Below to Nominate LIC	2012-2016 Tract Poverty Rate	2012-2016 Tract Median Family Income	2012-2016 State Median Family Income	2012-2016 Core Based Statistical Area (CBSA) Median Family Income	Metro/Non-Metro
Massachusetts	25013800800						
Massachusetts	25013800900						
Massachusetts	25013801101						
Massachusetts	25013801102						
Massachusetts	25013801200						
Massachusetts	25013801300						
Massachusetts	25013801401						
Massachusetts	25013801402						
Massachusetts	25013801501						
Massachusetts	25013801502						
Massachusetts	25013801503						
Massachusetts	25013801601						
Massachusetts	25013801602						
Massachusetts	25013801603						
Massachusetts	25013801604						
Massachusetts	25013801605						
Massachusetts	25013801700						
Massachusetts	25013801800						
Massachusetts	25013801901						
Massachusetts	25013801902						
Massachusetts	25013802000						
Massachusetts	25013802100						
Massachusetts	25013802200						
Massachusetts	25013802300						
Massachusetts	25013802400						
Massachusetts	25013802500						
Massachusetts	25013802601						
Massachusetts	25013802602						
Massachusetts	25013810100						
Massachusetts	25013810200						
Massachusetts	25013810300						
Massachusetts	25013810403						
Massachusetts	25013810404						
Massachusetts	25013810412						
Massachusetts	25013810414						
Massachusetts	25013810601						
Massachusetts	25013810602						
Massachusetts	25013810700						
Massachusetts	25013810800						
Massachusetts	25013810901						
Massachusetts	25013810902						
Massachusetts	25013811000						
Massachusetts	25013811101						
Massachusetts	25013811102						
Massachusetts	25013811200						
Massachusetts	25013811301						
Massachusetts	25013811302						
Massachusetts	25013811400						

AMERICAN OVERSIGHT

State	2012-2016 ACS LIC Tract	Enter "YES" Below to Nominate LIC	2012-2016 Tract Poverty Rate	2012-2016 Tract Median Family Income	2012-2016 State Median Family Income	2012-2016 Core Based Statistical Area (CBSA) Median Family Income	Metro/Non-Metro
Massachusetts	25013811500						
Massachusetts	25013811600						
Massachusetts	25013811700						
Massachusetts	25013811800						
Massachusetts	25013811900						
Massachusetts	25013812001						
Massachusetts	25013812002						
Massachusetts	25013812101						
Massachusetts	25013812103						
Massachusetts	25013812104						
Massachusetts	25013812201						
Massachusetts	25013812202						
Massachusetts	25013812300						
Massachusetts	25013812401						
Massachusetts	25013812403						
Massachusetts	25013812404						
Massachusetts	25013812500						
Massachusetts	25013812600						
Massachusetts	25013812701						
Massachusetts	25013812702						
Massachusetts	25013812800						
Massachusetts	25013812901						
Massachusetts	25013812902						
Massachusetts	25013812903						
Massachusetts	25013813000						
Massachusetts	25013813101						
Massachusetts	25013813102						
Massachusetts	25013813204						
Massachusetts	25013813205						
Massachusetts	25013813206						
Massachusetts	25013813207						
Massachusetts	25013813208						
Massachusetts	25013813209						
Massachusetts	25013813301						
Massachusetts	25013813303						
Massachusetts	25013813304						
Massachusetts	25013813401						
Massachusetts	25013813403						
Massachusetts	25013813404						
Massachusetts	25013813500						
Massachusetts	25013813601						
Massachusetts	25013813602						
Massachusetts	25013813701						
Massachusetts	25013813702						
Massachusetts	25013813801						
Massachusetts	25013813802						
Massachusetts	25015820101						
Massachusetts	25015820102						

AMERICAN OVERSIGHT

State	2012-2016 ACS LIC Tract	Enter "YES" Below to Nominate LIC	2012-2016 Tract Poverty Rate	2012-2016 Tract Median Family Income	2012-2016 State Median Family Income	2012-2016 Core Based Statistical Area (CBSA) Median Family Income	Metro/Non-Metro
Massachusetts	25015820202						
Massachusetts	25015820203						
Massachusetts	25015820204						
Massachusetts	25015820300						
Massachusetts	25015820400						
Massachusetts	25015820500						
Massachusetts	25015820600						
Massachusetts	25015820700						
Massachusetts	25015820801						
Massachusetts	25015820802						
Massachusetts	25015820900						
Massachusetts	25015821000						
Massachusetts	25015821100						
Massachusetts	25015821200						
Massachusetts	25015821300						
Massachusetts	25015821400						
Massachusetts	25015821500						
Massachusetts	25015821601						
Massachusetts	25015821602						
Massachusetts	25015821700						
Massachusetts	25015821901						
Massachusetts	25015821903						
Massachusetts	25015821904						
Massachusetts	25015822000						
Massachusetts	25015822200						
Massachusetts	25015822300						
Massachusetts	25015822401						
Massachusetts	25015822402						
Massachusetts	25015822500						
Massachusetts	25015822601						
Massachusetts	25015822603						
Massachusetts	25015822605						
Massachusetts	25015822606						
Massachusetts	25015822700						
Massachusetts	25017300100						
Massachusetts	25017301101						
Massachusetts	25017301102						
Massachusetts	25017310100						
Massachusetts	25017310200						
Massachusetts	25017310300						
Massachusetts	25017310400						
Massachusetts	25017310500						
Massachusetts	25017310601						
Massachusetts	25017310602						
Massachusetts	25017310700						
Massachusetts	25017311100						
Massachusetts	25017311200						
Massachusetts	25017311300						

AMERICAN OVERSIGHT

State	2012-2016 ACS LIC Tract	Enter "YES" Below to Nominate LIC	2012-2016 Tract Poverty Rate	2012-2016 Tract Median Family Income	2012-2016 State Median Family Income	2012-2016 Core Based Statistical Area (CBSA) Median Family Income	Metro/Non-Metro
Massachusetts	25017311400						
Massachusetts	25017311500						
Massachusetts	25017311600						
Massachusetts	25017311700						
Massachusetts	25017311800						
Massachusetts	25017311900						
Massachusetts	25017312000						
Massachusetts	25017312100						
Massachusetts	25017312200						
Massachusetts	25017312300						
Massachusetts	25017312400						
Massachusetts	25017312501						
Massachusetts	25017312502						
Massachusetts	25017313101						
Massachusetts	25017313102						
Massachusetts	25017314101						
Massachusetts	25017314102						
Massachusetts	25017314200						
Massachusetts	25017314301						
Massachusetts	25017314302						
Massachusetts	25017315100						
Massachusetts	25017315200						
Massachusetts	25017315401						
Massachusetts	25017315402						
Massachusetts	25017315403						
Massachusetts	25017315500						
Massachusetts	25017316101						
Massachusetts	25017316102						
Massachusetts	25017316201						
Massachusetts	25017316202						
Massachusetts	25017316300						
Massachusetts	25017316400						
Massachusetts	25017316500						
Massachusetts	25017317101						
Massachusetts	25017317102						
Massachusetts	25017317103						
Massachusetts	25017317201						
Massachusetts	25017317202						
Massachusetts	25017317203						
Massachusetts	25017317301						
Massachusetts	25017317302						
Massachusetts	25017318100						
Massachusetts	25017318200						
Massachusetts	25017318300						
Massachusetts	25017318400						
Massachusetts	25017320102						
Massachusetts	25017320103						
Massachusetts	25017320104						

AMERICAN OVERSIGHT

State	2012-2016 ACS LIC Tract	Enter "YES" Below to Nominate LIC	2012-2016 Tract Poverty Rate	2012-2016 Tract Median Family Income	2012-2016 State Median Family Income	2012-2016 Core Based Statistical Area (CBSA) Median Family Income	Metro/Non-Metro
Massachusetts	25017321100						
Massachusetts	25017321200						
Massachusetts	25017321300						
Massachusetts	25017321400						
Massachusetts	25017321500						
Massachusetts	25017321600						
Massachusetts	25017322100						
Massachusetts	25017322200						
Massachusetts	25017322300						
Massachusetts	25017322400						
Massachusetts	25017323100						
Massachusetts	25017324101						
Massachusetts	25017324102						
Massachusetts	25017325100						
Massachusetts	25017326101						
Massachusetts	25017326102						
Massachusetts	25017327101						
Massachusetts	25017327102						
Massachusetts	25017327103						
Massachusetts	25017328100						
Massachusetts	25017330100						
Massachusetts	25017330200						
Massachusetts	25017331101						
Massachusetts	25017331102						
Massachusetts	25017331200						
Massachusetts	25017331300						
Massachusetts	25017332100						
Massachusetts	25017332200						
Massachusetts	25017332300						
Massachusetts	25017332400						
Massachusetts	25017333100						
Massachusetts	25017333200						
Massachusetts	25017333300						
Massachusetts	25017333400						
Massachusetts	25017333501						
Massachusetts	25017333502						
Massachusetts	25017333600						
Massachusetts	25017334100						
Massachusetts	25017334200						
Massachusetts	25017334300						
Massachusetts	25017334400						
Massachusetts	25017335100						
Massachusetts	25017335200						
Massachusetts	25017335301						
Massachusetts	25017335302						
Massachusetts	25017335400						
Massachusetts	25017336100						
Massachusetts	25017336200						

AMERICAN OVERSIGHT

State	2012-2016 ACS LIC Tract	Enter "YES" Below to Nominate LIC	2012-2016 Tract Poverty Rate	2012-2016 Tract Median Family Income	2012-2016 State Median Family Income	2012-2016 Core Based Statistical Area (CBSA) Median Family Income	Metro/Non-Metro
Massachusetts	25017336300						
Massachusetts	25017336401						
Massachusetts	25017336402						
Massachusetts	25017337101						
Massachusetts	25017337102						
Massachusetts	25017337201						
Massachusetts	25017337202						
Massachusetts	25017337300						
Massachusetts	25017338100						
Massachusetts	25017338200						
Massachusetts	25017338300						
Massachusetts	25017338400						
Massachusetts	25017338500						
Massachusetts	25017339100						
Massachusetts	25017339200						
Massachusetts	25017339300						
Massachusetts	25017339400						
Massachusetts	25017339500						
Massachusetts	25017339600						
Massachusetts	25017339700						
Massachusetts	25017339801						
Massachusetts	25017339802						
Massachusetts	25017339900						
Massachusetts	25017340000						
Massachusetts	25017340100						
Massachusetts	25017341101						
Massachusetts	25017341102						
Massachusetts	25017341200						
Massachusetts	25017341300						
Massachusetts	25017341400						
Massachusetts	25017341500						
Massachusetts	25017341600						
Massachusetts	25017341700						
Massachusetts	25017341800						
Massachusetts	25017341901						
Massachusetts	25017341902						
Massachusetts	25017342101						
Massachusetts	25017342102						
Massachusetts	25017342201						
Massachusetts	25017342202						
Massachusetts	25017342300						
Massachusetts	25017342400						
Massachusetts	25017342500						
Massachusetts	25017342600						
Massachusetts	25017350103						
Massachusetts	25017350104						
Massachusetts	25017350200						
Massachusetts	25017350300						

AMERICAN OVERSIGHT

State	2012-2016 ACS LIC Tract	Enter "YES" Below to Nominate LIC	2012-2016 Tract Poverty Rate	2012-2016 Tract Median Family Income	2012-2016 State Median Family Income	2012-2016 Core Based Statistical Area (CBSA) Median Family Income	Metro/Non-Metro
Massachusetts	25017350400						
Massachusetts	25017350500						
Massachusetts	25017350600						
Massachusetts	25017350700						
Massachusetts	25017350800						
Massachusetts	25017350900						
Massachusetts	25017351000						
Massachusetts	25017351100						
Massachusetts	25017351203						
Massachusetts	25017351204						
Massachusetts	25017351300						
Massachusetts	25017351403						
Massachusetts	25017351404						
Massachusetts	25017351500						
Massachusetts	25017352101						
Massachusetts	25017352102						
Massachusetts	25017352200						
Massachusetts	25017352300						
Massachusetts	25017352400						
Massachusetts	25017352500						
Massachusetts	25017352600						
Massachusetts	25017352700						
Massachusetts	25017352800						
Massachusetts	25017352900						
Massachusetts	25017353000						
Massachusetts	25017353101						
Massachusetts	25017353102						
Massachusetts	25017353200						
Massachusetts	25017353300						
Massachusetts	25017353400						
Massachusetts	25017353500						
Massachusetts	25017353600						
Massachusetts	25017353700						
Massachusetts	25017353800						
Massachusetts	25017353900						
Massachusetts	25017354000						
Massachusetts	25017354100						
Massachusetts	25017354200						
Massachusetts	25017354300						
Massachusetts	25017354400						
Massachusetts	25017354500						
Massachusetts	25017354600						
Massachusetts	25017354700						
Massachusetts	25017354800						
Massachusetts	25017354900						
Massachusetts	25017355000						
Massachusetts	25017356100						
Massachusetts	25017356300						

AMERICAN OVERSIGHT

State	2012-2016 ACS LIC Tract	Enter "YES" Below to Nominate LIC	2012-2016 Tract Poverty Rate	2012-2016 Tract Median Family Income	2012-2016 State Median Family Income	2012-2016 Core Based Statistical Area (CBSA) Median Family Income	Metro/Non-Metro
Massachusetts	25017356400						
Massachusetts	25017356500						
Massachusetts	25017356601						
Massachusetts	25017356602						
Massachusetts	25017356701						
Massachusetts	25017356702						
Massachusetts	25017357100						
Massachusetts	25017357200						
Massachusetts	25017357300						
Massachusetts	25017357400						
Massachusetts	25017357500						
Massachusetts	25017357600						
Massachusetts	25017357700						
Massachusetts	25017357800						
Massachusetts	25017358100						
Massachusetts	25017358300						
Massachusetts	25017358400						
Massachusetts	25017358500						
Massachusetts	25017358600						
Massachusetts	25017358700						
Massachusetts	25017359100						
Massachusetts	25017359300						
Massachusetts	25017360100						
Massachusetts	25017360200						
Massachusetts	25017361100						
Massachusetts	25017361200						
Massachusetts	25017361300						
Massachusetts	25017362100						
Massachusetts	25017363102						
Massachusetts	25017363103						
Massachusetts	25017363104						
Massachusetts	25017363201						
Massachusetts	25017363202						
Massachusetts	25017364101						
Massachusetts	25017364102						
Massachusetts	25017365100						
Massachusetts	25017365201						
Massachusetts	25017365202						
Massachusetts	25017366100						
Massachusetts	25017366201						
Massachusetts	25017366202						
Massachusetts	25017367100						
Massachusetts	25017367200						
Massachusetts	25017368101						
Massachusetts	25017368102						
Massachusetts	25017368200						
Massachusetts	25017368300						
Massachusetts	25017368400						

AMERICAN OVERSIGHT

State	2012-2016 ACS LIC Tract	Enter "YES" Below to Nominate LIC	2012-2016 Tract Poverty Rate	2012-2016 Tract Median Family Income	2012-2016 State Median Family Income	2012-2016 Core Based Statistical Area (CBSA) Median Family Income	Metro/Non-Metro
Massachusetts	25017368500						
Massachusetts	25017368600						
Massachusetts	25017368700						
Massachusetts	25017368800						
Massachusetts	25017368901						
Massachusetts	25017368902						
Massachusetts	25017369000						
Massachusetts	25017369100						
Massachusetts	25017370101						
Massachusetts	25017370102						
Massachusetts	25017370201						
Massachusetts	25017370202						
Massachusetts	25017370300						
Massachusetts	25017370400						
Massachusetts	25017373100						
Massachusetts	25017373200						
Massachusetts	25017373300						
Massachusetts	25017373400						
Massachusetts	25017373500						
Massachusetts	25017373600						
Massachusetts	25017373700						
Massachusetts	25017373800						
Massachusetts	25017373900						
Massachusetts	25017374000						
Massachusetts	25017374100						
Massachusetts	25017374200						
Massachusetts	25017374300						
Massachusetts	25017374400						
Massachusetts	25017374500						
Massachusetts	25017374600						
Massachusetts	25017374700						
Massachusetts	25017374800						
Massachusetts	25017382100						
Massachusetts	25017382200						
Massachusetts	25017382300						
Massachusetts	25017382400						
Massachusetts	25017382500						
Massachusetts	25017382601						
Massachusetts	25017382602						
Massachusetts	25017383101						
Massachusetts	25017383102						
Massachusetts	25017383200						
Massachusetts	25017383300						
Massachusetts	25017383400						
Massachusetts	25017383501						
Massachusetts	25017383502						
Massachusetts	25017383600						
Massachusetts	25017383700						

AMERICAN OVERSIGHT

State	2012-2016 ACS LIC Tract	Enter "YES" Below to Nominate LIC	2012-2016 Tract Poverty Rate	2012-2016 Tract Median Family Income	2012-2016 State Median Family Income	2012-2016 Core Based Statistical Area (CBSA) Median Family Income	Metro/Non-Metro
Massachusetts	25017383800						
Massachusetts	25017383901						
Massachusetts	25017383902						
Massachusetts	25017384001						
Massachusetts	25017384002						
Massachusetts	25017385100						
Massachusetts	25017385201						
Massachusetts	25017385202						
Massachusetts	25017386100						
Massachusetts	25017387100						
Massachusetts	25017387201						
Massachusetts	25017387202						
Massachusetts	25017388100						
Massachusetts	25017388200						
Massachusetts	25017388300						
Massachusetts	25017980000						
Massachusetts	25019950100						
Massachusetts	25019950200						
Massachusetts	25019950307						
Massachusetts	25019950400						
Massachusetts	25019950500						
Massachusetts	25019990000						
Massachusetts	25021400100						
Massachusetts	25021400200						
Massachusetts	25021400300						
Massachusetts	25021400400						
Massachusetts	25021400500						
Massachusetts	25021400600						
Massachusetts	25021400700						
Massachusetts	25021400800						
Massachusetts	25021400900						
Massachusetts	25021401000						
Massachusetts	25021401100						
Massachusetts	25021401200						
Massachusetts	25021402101						
Massachusetts	25021402102						
Massachusetts	25021402200						
Massachusetts	25021402300						
Massachusetts	25021402400						
Massachusetts	25021402500						
Massachusetts	25021403100						
Massachusetts	25021403300						
Massachusetts	25021403400						
Massachusetts	25021403500						
Massachusetts	25021404100						
Massachusetts	25021404201						
Massachusetts	25021404202						
Massachusetts	25021404301						

AMERICAN OVERSIGHT

State	2012-2016 ACS LIC Tract	Enter "YES" Below to Nominate LIC	2012-2016 Tract Poverty Rate	2012-2016 Tract Median Family Income	2012-2016 State Median Family Income	2012-2016 Core Based Statistical Area (CBSA) Median Family Income	Metro/Non-Metro
Massachusetts	25021404302						
Massachusetts	25021404400						
Massachusetts	25021405100						
Massachusetts	25021406101						
Massachusetts	25021406102						
Massachusetts	25021407100						
Massachusetts	25021408101						
Massachusetts	25021408102						
Massachusetts	25021409101						
Massachusetts	25021409102						
Massachusetts	25021410100						
Massachusetts	25021410300						
Massachusetts	25021410400						
Massachusetts	25021411100						
Massachusetts	25021411200						
Massachusetts	25021411301						
Massachusetts	25021411302						
Massachusetts	25021412100						
Massachusetts	25021412200						
Massachusetts	25021412300						
Massachusetts	25021413100						
Massachusetts	25021413200						
Massachusetts	25021413300						
Massachusetts	25021413401						
Massachusetts	25021413402						
Massachusetts	25021413500						
Massachusetts	25021414100						
Massachusetts	25021414200						
Massachusetts	25021414300						
Massachusetts	25021415101						
Massachusetts	25021415102						
Massachusetts	25021415200						
Massachusetts	25021415300						
Massachusetts	25021416101						
Massachusetts	25021416102						
Massachusetts	25021416200						
Massachusetts	25021416300						
Massachusetts	25021416400						
Massachusetts	25021417100						
Massachusetts	25021417200						
Massachusetts	25021417300						
Massachusetts	25021417400						
Massachusetts	25021417501						
Massachusetts	25021417502						
Massachusetts	25021417601						
Massachusetts	25021417602						
Massachusetts	25021417701						
Massachusetts	25021417702						

AMERICAN OVERSIGHT

State	2012-2016 ACS LIC Tract	Enter "YES" Below to Nominate LIC	2012-2016 Tract Poverty Rate	2012-2016 Tract Median Family Income	2012-2016 State Median Family Income	2012-2016 Core Based Statistical Area (CBSA) Median Family Income	Metro/Non-Metro
Massachusetts	25021417801						
Massachusetts	25021417802						
Massachusetts	25021417901						
Massachusetts	25021417902						
Massachusetts	25021418002						
Massachusetts	25021418003						
Massachusetts	25021418004						
Massachusetts	25021418101						
Massachusetts	25021418102						
Massachusetts	25021418200						
Massachusetts	25021419100						
Massachusetts	25021419200						
Massachusetts	25021419300						
Massachusetts	25021419400						
Massachusetts	25021419500						
Massachusetts	25021419600						
Massachusetts	25021419700						
Massachusetts	25021419800						
Massachusetts	25021420100						
Massachusetts	25021420201						
Massachusetts	25021420202						
Massachusetts	25021420301						
Massachusetts	25021420302						
Massachusetts	25021421100						
Massachusetts	25021421200						
Massachusetts	25021422100						
Massachusetts	25021422200						
Massachusetts	25021422301						
Massachusetts	25021422302						
Massachusetts	25021422400						
Massachusetts	25021422501						
Massachusetts	25021422502						
Massachusetts	25021422600						
Massachusetts	25021422700						
Massachusetts	25021422800						
Massachusetts	25021423100						
Massachusetts	25021440100						
Massachusetts	25021441202						
Massachusetts	25021441203						
Massachusetts	25021441204						
Massachusetts	25021442101						
Massachusetts	25021442102						
Massachusetts	25021442103						
Massachusetts	25021442201						
Massachusetts	25021442202						
Massachusetts	25021443101						
Massachusetts	25021443102						
Massachusetts	25021456101						

AMERICAN OVERSIGHT

State	2012-2016 ACS LIC Tract	Enter "YES" Below to Nominate LIC	2012-2016 Tract Poverty Rate	2012-2016 Tract Median Family Income	2012-2016 State Median Family Income	2012-2016 Core Based Statistical Area (CBSA) Median Family Income	Metro/Non-Metro
Massachusetts	25021456102						
Massachusetts	25021456200						
Massachusetts	25021456301						
Massachusetts	25021456302						
Massachusetts	25021456401						
Massachusetts	25021456402						
Massachusetts	25021457100						
Massachusetts	25021457200						
Massachusetts	25023500101						
Massachusetts	25023500103						
Massachusetts	25023500104						
Massachusetts	25023501101						
Massachusetts	25023501102						
Massachusetts	25023501201						
Massachusetts	25023501202						
Massachusetts	25023502101						
Massachusetts	25023502102						
Massachusetts	25023502200						
Massachusetts	25023503101						
Massachusetts	25023503102						
Massachusetts	25023504101						
Massachusetts	25023504102						
Massachusetts	25023505101						
Massachusetts	25023505102						
Massachusetts	25023505200						
Massachusetts	25023506101						
Massachusetts	25023506102						
Massachusetts	25023506202						
Massachusetts	25023506203						
Massachusetts	25023506204						
Massachusetts	25023507101						
Massachusetts	25023507103						
Massachusetts	25023507104						
Massachusetts	25023508101						
Massachusetts	25023508102						
Massachusetts	25023508200						
Massachusetts	25023509101						
Massachusetts	25023509102						
Massachusetts	25023510100						
Massachusetts	25023510200						
Massachusetts	25023510300						
Massachusetts	25023510400						
Massachusetts	25023510501						
Massachusetts	25023510502						
Massachusetts	25023510503						
Massachusetts	25023510600						
Massachusetts	25023510700						
Massachusetts	25023510800						

AMERICAN OVERSIGHT

State	2012-2016 ACS LIC Tract	Enter "YES" Below to Nominate LIC	2012-2016 Tract Poverty Rate	2012-2016 Tract Median Family Income	2012-2016 State Median Family Income	2012-2016 Core Based Statistical Area (CBSA) Median Family Income	Metro/Non-Metro
Massachusetts	25023510900						
Massachusetts	25023511000						
Massachusetts	25023511100						
Massachusetts	25023511200						
Massachusetts	25023511301						
Massachusetts	25023511302						
Massachusetts	25023511400						
Massachusetts	25023511500						
Massachusetts	25023511600						
Massachusetts	25023511701						
Massachusetts	25023511702						
Massachusetts	25023520100						
Massachusetts	25023520201						
Massachusetts	25023520202						
Massachusetts	25023521101						
Massachusetts	25023521102						
Massachusetts	25023521201						
Massachusetts	25023521202						
Massachusetts	25023522101						
Massachusetts	25023522102						
Massachusetts	25023523100						
Massachusetts	25023523201						
Massachusetts	25023523202						
Massachusetts	25023524101						
Massachusetts	25023524102						
Massachusetts	25023525101						
Massachusetts	25023525104						
Massachusetts	25023525203						
Massachusetts	25023525204						
Massachusetts	25023525300						
Massachusetts	25023526100						
Massachusetts	25023530100						
Massachusetts	25023530200						
Massachusetts	25023530300						
Massachusetts	25023530400						
Massachusetts	25023530500						
Massachusetts	25023530600						
Massachusetts	25023530700						
Massachusetts	25023530801						
Massachusetts	25023530802						
Massachusetts	25023530901						
Massachusetts	25023530902						
Massachusetts	25023540101						
Massachusetts	25023540102						
Massachusetts	25023540103						
Massachusetts	25023541100						
Massachusetts	25023542101						
Massachusetts	25023542102						

AMERICAN OVERSIGHT

State	2012-2016 ACS LIC Tract	Enter "YES" Below to Nominate LIC	2012-2016 Tract Poverty Rate	2012-2016 Tract Median Family Income	2012-2016 State Median Family Income	2012-2016 Core Based Statistical Area (CBSA) Median Family Income	Metro/Non-Metro
Massachusetts	25023542200						
Massachusetts	25023542300						
Massachusetts	25023543100						
Massachusetts	25023544100						
Massachusetts	25023544200						
Massachusetts	25023545100						
Massachusetts	25023545200						
Massachusetts	25023545300						
Massachusetts	25023545400						
Massachusetts	25023560100						
Massachusetts	25023561100						
Massachusetts	25023561200						
Massachusetts	25023990003						
Massachusetts	25025000100						
Massachusetts	25025000201						
Massachusetts	25025000202						
Massachusetts	25025000301						
Massachusetts	25025000302						
Massachusetts	25025000401						
Massachusetts	25025000402						
Massachusetts	25025000502						
Massachusetts	25025000503						
Massachusetts	25025000504						
Massachusetts	25025000601						
Massachusetts	25025000602						
Massachusetts	25025000701						
Massachusetts	25025000703						
Massachusetts	25025000704						
Massachusetts	25025000802						
Massachusetts	25025000803						
Massachusetts	25025010103						
Massachusetts	25025010104						
Massachusetts	25025010203						
Massachusetts	25025010204						
Massachusetts	25025010300						
Massachusetts	25025010403						
Massachusetts	25025010404						
Massachusetts	25025010405						
Massachusetts	25025010408						
Massachusetts	25025010500						
Massachusetts	25025010600						
Massachusetts	25025010701						
Massachusetts	25025010702						
Massachusetts	25025010801						
Massachusetts	25025010802						
Massachusetts	25025020101						
Massachusetts	25025020200						
Massachusetts	25025020301						

AMERICAN OVERSIGHT

State	2012-2016 ACS LIC Tract	Enter "YES" Below to Nominate LIC	2012-2016 Tract Poverty Rate	2012-2016 Tract Median Family Income	2012-2016 State Median Family Income	2012-2016 Core Based Statistical Area (CBSA) Median Family Income	Metro/Non-Metro
Massachusetts	25025020302						
Massachusetts	25025020303						
Massachusetts	25025030100						
Massachusetts	25025030200						
Massachusetts	25025030300						
Massachusetts	25025030400						
Massachusetts	25025030500						
Massachusetts	25025040100						
Massachusetts	25025040200						
Massachusetts	25025040300						
Massachusetts	25025040401						
Massachusetts	25025040600						
Massachusetts	25025040801						
Massachusetts	25025050101						
Massachusetts	25025050200						
Massachusetts	25025050300						
Massachusetts	25025050400						
Massachusetts	25025050500						
Massachusetts	25025050600						
Massachusetts	25025050700						
Massachusetts	25025050901						
Massachusetts	25025051000						
Massachusetts	25025051101						
Massachusetts	25025051200						
Massachusetts	25025060101						
Massachusetts	25025060200						
Massachusetts	25025060301						
Massachusetts	25025060400						
Massachusetts	25025060501						
Massachusetts	25025060600						
Massachusetts	25025060700						
Massachusetts	25025060800						
Massachusetts	25025061000						
Massachusetts	25025061101						
Massachusetts	25025061200						
Massachusetts	25025070101						
Massachusetts	25025070200						
Massachusetts	25025070300						
Massachusetts	25025070402						
Massachusetts	25025070500						
Massachusetts	25025070600						
Massachusetts	25025070700						
Massachusetts	25025070800						
Massachusetts	25025070900						
Massachusetts	25025071101						
Massachusetts	25025071201						
Massachusetts	25025080100						
Massachusetts	25025080300						

AMERICAN OVERSIGHT

State	2012-2016 ACS LIC Tract	Enter "YES" Below to Nominate LIC	2012-2016 Tract Poverty Rate	2012-2016 Tract Median Family Income	2012-2016 State Median Family Income	2012-2016 Core Based Statistical Area (CBSA) Median Family Income	Metro/Non-Metro
Massachusetts	25025080401						
Massachusetts	25025080500						
Massachusetts	25025080601						
Massachusetts	25025080801						
Massachusetts	25025080900						
Massachusetts	25025081001						
Massachusetts	25025081100						
Massachusetts	25025081200						
Massachusetts	25025081300						
Massachusetts	25025081400						
Massachusetts	25025081500						
Massachusetts	25025081700						
Massachusetts	25025081800						
Massachusetts	25025081900						
Massachusetts	25025082000						
Massachusetts	25025082100						
Massachusetts	25025090100						
Massachusetts	25025090200						
Massachusetts	25025090300						
Massachusetts	25025090400						
Massachusetts	25025090600						
Massachusetts	25025090700						
Massachusetts	25025090901						
Massachusetts	25025091001						
Massachusetts	25025091100						
Massachusetts	25025091200						
Massachusetts	25025091300						
Massachusetts	25025091400						
Massachusetts	25025091500						
Massachusetts	25025091600						
Massachusetts	25025091700						
Massachusetts	25025091800						
Massachusetts	25025091900						
Massachusetts	25025092000						
Massachusetts	25025092101						
Massachusetts	25025092200						
Massachusetts	25025092300						
Massachusetts	25025092400						
Massachusetts	25025100100						
Massachusetts	25025100200						
Massachusetts	25025100300						
Massachusetts	25025100400						
Massachusetts	25025100500						
Massachusetts	25025100601						
Massachusetts	25025100603						
Massachusetts	25025100700						
Massachusetts	25025100800						
Massachusetts	25025100900						

AMERICAN OVERSIGHT

State	2012-2016 ACS LIC Tract	Enter "YES" Below to Nominate LIC	2012-2016 Tract Poverty Rate	2012-2016 Tract Median Family Income	2012-2016 State Median Family Income	2012-2016 Core Based Statistical Area (CBSA) Median Family Income	Metro/Non-Metro
Massachusetts	25025101001						
Massachusetts	25025101002						
Massachusetts	25025101101						
Massachusetts	25025101102						
Massachusetts	25025110103						
Massachusetts	25025110201						
Massachusetts	25025110301						
Massachusetts	25025110401						
Massachusetts	25025110403						
Massachusetts	25025110501						
Massachusetts	25025110502						
Massachusetts	25025110601						
Massachusetts	25025110607						
Massachusetts	25025120103						
Massachusetts	25025120104						
Massachusetts	25025120105						
Massachusetts	25025120201						
Massachusetts	25025120301						
Massachusetts	25025120400						
Massachusetts	25025120500						
Massachusetts	25025120600						
Massachusetts	25025120700						
Massachusetts	25025130100						
Massachusetts	25025130200						
Massachusetts	25025130300						
Massachusetts	25025130402						
Massachusetts	25025130404						
Massachusetts	25025130406						
Massachusetts	25025140102						
Massachusetts	25025140105						
Massachusetts	25025140106						
Massachusetts	25025140107						
Massachusetts	25025140201						
Massachusetts	25025140202						
Massachusetts	25025140300						
Massachusetts	25025140400						
Massachusetts	25025160101						
Massachusetts	25025160200						
Massachusetts	25025160300						
Massachusetts	25025160400						
Massachusetts	25025160501						
Massachusetts	25025160502						
Massachusetts	25025160601						
Massachusetts	25025160602						
Massachusetts	25025170100						
Massachusetts	25025170200						
Massachusetts	25025170300						
Massachusetts	25025170400						

AMERICAN OVERSIGHT

State	2012-2016 ACS LIC Tract	Enter "YES" Below to Nominate LIC	2012-2016 Tract Poverty Rate	2012-2016 Tract Median Family Income	2012-2016 State Median Family Income	2012-2016 Core Based Statistical Area (CBSA) Median Family Income	Metro/Non-Metro
Massachusetts	25025170501						
Massachusetts	25025170502						
Massachusetts	25025170601						
Massachusetts	25025170701						
Massachusetts	25025170702						
Massachusetts	25025170800						
Massachusetts	25025180101						
Massachusetts	25025180200						
Massachusetts	25025180301						
Massachusetts	25025180400						
Massachusetts	25025180500						
Massachusetts	25025980101						
Massachusetts	25025980300						
Massachusetts	25025980700						
Massachusetts	25025981000						
Massachusetts	25025981100						
Massachusetts	25025981201						
Massachusetts	25025981202						
Massachusetts	25025981300						
Massachusetts	25025981501						
Massachusetts	25025981502						
Massachusetts	25025981600						
Massachusetts	25025981700						
Massachusetts	25025981800						
Massachusetts	25025990101						
Massachusetts	25027700100						
Massachusetts	25027701100						
Massachusetts	25027702200						
Massachusetts	25027703100						
Massachusetts	25027703200						
Massachusetts	25027703300						
Massachusetts	25027704200						
Massachusetts	25027705100						
Massachusetts	25027706100						
Massachusetts	25027707100						
Massachusetts	25027707200						
Massachusetts	25027707300						
Massachusetts	25027707400						
Massachusetts	25027707500						
Massachusetts	25027708100						
Massachusetts	25027709100						
Massachusetts	25027709201						
Massachusetts	25027709202						
Massachusetts	25027709400						
Massachusetts	25027709501						
Massachusetts	25027709502						
Massachusetts	25027709600						
Massachusetts	25027709701						

AMERICAN OVERSIGHT

State	2012-2016 ACS LIC Tract	Enter "YES" Below to Nominate LIC	2012-2016 Tract Poverty Rate	2012-2016 Tract Median Family Income	2012-2016 State Median Family Income	2012-2016 Core Based Statistical Area (CBSA) Median Family Income	Metro/Non-Metro
Massachusetts	25027709702						
Massachusetts	25027710100						
Massachusetts	25027710200						
Massachusetts	25027710300						
Massachusetts	25027710400						
Massachusetts	25027710500						
Massachusetts	25027710600						
Massachusetts	25027710700						
Massachusetts	25027710800						
Massachusetts	25027711000						
Massachusetts	25027711100						
Massachusetts	25027712101						
Massachusetts	25027712102						
Massachusetts	25027713100						
Massachusetts	25027715100						
Massachusetts	25027716100						
Massachusetts	25027716200						
Massachusetts	25027716300						
Massachusetts	25027717100						
Massachusetts	25027718100						
Massachusetts	25027719100						
Massachusetts	25027720100						
Massachusetts	25027721101						
Massachusetts	25027721102						
Massachusetts	25027722100						
Massachusetts	25027723100						
Massachusetts	25027724100						
Massachusetts	25027725100						
Massachusetts	25027726100						
Massachusetts	25027726200						
Massachusetts	25027727100						
Massachusetts	25027728100						
Massachusetts	25027728200						
Massachusetts	25027728300						
Massachusetts	25027728400						
Massachusetts	25027729100						
Massachusetts	25027729200						
Massachusetts	25027730100						
Massachusetts	25027730200						
Massachusetts	25027730300						
Massachusetts	25027730401						
Massachusetts	25027730402						
Massachusetts	25027730500						
Massachusetts	25027730600						
Massachusetts	25027730700						
Massachusetts	25027730801						
Massachusetts	25027730802						
Massachusetts	25027730901						

AMERICAN OVERSIGHT

State	2012-2016 ACS LIC Tract	Enter "YES" Below to Nominate LIC	2012-2016 Tract Poverty Rate	2012-2016 Tract Median Family Income	2012-2016 State Median Family Income	2012-2016 Core Based Statistical Area (CBSA) Median Family Income	Metro/Non-Metro
Massachusetts	25027730902						
Massachusetts	25027731001						
Massachusetts	25027731002						
Massachusetts	25027731101						
Massachusetts	25027731102						
Massachusetts	25027731202						
Massachusetts	25027731203						
Massachusetts	25027731204						
Massachusetts	25027731300						
Massachusetts	25027731400						
Massachusetts	25027731500						
Massachusetts	25027731600						
Massachusetts	25027731700						
Massachusetts	25027731800						
Massachusetts	25027731900						
Massachusetts	25027732001						
Massachusetts	25027732002						
Massachusetts	25027732201						
Massachusetts	25027732202						
Massachusetts	25027732203						
Massachusetts	25027732301						
Massachusetts	25027732302						
Massachusetts	25027732400						
Massachusetts	25027732500						
Massachusetts	25027732600						
Massachusetts	25027732700						
Massachusetts	25027732801						
Massachusetts	25027732802						
Massachusetts	25027732901						
Massachusetts	25027732902						
Massachusetts	25027733000						
Massachusetts	25027733101						
Massachusetts	25027733102						
Massachusetts	25027735100						
Massachusetts	25027735200						
Massachusetts	25027736100						
Massachusetts	25027736200						
Massachusetts	25027736300						
Massachusetts	25027736400						
Massachusetts	25027736500						
Massachusetts	25027737100						
Massachusetts	25027737200						
Massachusetts	25027737300						
Massachusetts	25027738100						
Massachusetts	25027738201						
Massachusetts	25027738202						
Massachusetts	25027739100						
Massachusetts	25027739200						

AMERICAN OVERSIGHT

State	2012-2016 ACS LIC Tract	Enter "YES" Below to Nominate LIC	2012-2016 Tract Poverty Rate	2012-2016 Tract Median Family Income	2012-2016 State Median Family Income	2012-2016 Core Based Statistical Area (CBSA) Median Family Income	Metro/Non-Metro
Massachusetts	25027739300						
Massachusetts	25027739400						
Massachusetts	25027739500						
Massachusetts	25027740101						
Massachusetts	25027740102						
Massachusetts	25027740200						
Massachusetts	25027741101						
Massachusetts	25027741102						
Massachusetts	25027742300						
Massachusetts	25027742401						
Massachusetts	25027742402						
Massachusetts	25027743100						
Massachusetts	25027744101						
Massachusetts	25027744102						
Massachusetts	25027744200						
Massachusetts	25027744300						
Massachusetts	25027744400						
Massachusetts	25027745100						
Massachusetts	25027746100						
Massachusetts	25027747101						
Massachusetts	25027747102						
Massachusetts	25027748100						
Massachusetts	25027749100						
Massachusetts	25027749200						
Massachusetts	25027750100						
Massachusetts	25027750200						
Massachusetts	25027750300						
Massachusetts	25027751101						
Massachusetts	25027751102						
Massachusetts	25027752100						
Massachusetts	25027753100						
Massachusetts	25027753200						
Massachusetts	25027754100						
Massachusetts	25027754200						
Massachusetts	25027754300						
Massachusetts	25027754400						
Massachusetts	25027755100						
Massachusetts	25027755200						
Massachusetts	25027756101						
Massachusetts	25027756102						
Massachusetts	25027757100						
Massachusetts	25027757200						
Massachusetts	25027757300						
Massachusetts	25027757400						
Massachusetts	25027757500						
Massachusetts	25027758101						
Massachusetts	25027758102						
Massachusetts	25027759100						

AMERICAN OVERSIGHT

State	2012-2016 ACS LIC Tract	Enter "YES" Below to Nominate LIC	2012-2016 Tract Poverty Rate	2012-2016 Tract Median Family Income	2012-2016 State Median Family Income	2012-2016 Core Based Statistical Area (CBSA) Median Family Income	Metro/Non-Metro
Massachusetts	25027760100						
Massachusetts	25027761100						
Massachusetts	25027761200						
Massachusetts	25027761300						
Massachusetts	25027761400						
Michigan	26001000100						
Michigan	26001970100						
Michigan	26001970400						
Michigan	26001970500						
Michigan	26001970600						
Michigan	26001990000						
Michigan	26003000100						
Michigan	26003000200						
Michigan	26003000300						
Michigan	26003990000						
Michigan	26005030200						
Michigan	26005030300						
Michigan	26005030401						
Michigan	26005030402						
Michigan	26005030500						
Michigan	26005030600						
Michigan	26005030702						
Michigan	26005030703						
Michigan	26005030704						
Michigan	26005030800						
Michigan	26005030901						
Michigan	26005030902						
Michigan	26005031000						
Michigan	26005031100						
Michigan	26005031200						
Michigan	26005031300						
Michigan	26005031800						
Michigan	26005031900						
Michigan	26005032000						
Michigan	26005032100						
Michigan	26005032200						
Michigan	26005032401						
Michigan	26005032402						
Michigan	26005032600						
Michigan	26005990000						
Michigan	26007000100						
Michigan	26007000200						
Michigan	26007000300						
Michigan	26007000400						
Michigan	26007000500						
Michigan	26007000600						
Michigan	26007000700						
Michigan	26007000800						

AMERICAN OVERSIGHT

State	2012-2016 ACS LIC Tract	Enter "YES" Below to Nominate LIC	2012-2016 Tract Poverty Rate	2012-2016 Tract Median Family Income	2012-2016 State Median Family Income	2012-2016 Core Based Statistical Area (CBSA) Median Family Income	Metro/Non-Metro
Michigan	26007000900						
Michigan	26007990000						
Michigan	26009960100						
Michigan	26009960200						
Michigan	26009960300						
Michigan	26009960400						
Michigan	26009960500						
Michigan	26009960600						
Michigan	26009960700						
Michigan	26009990000						
Michigan	26011970100						
Michigan	26011970200						
Michigan	26011970300						
Michigan	26011970400						
Michigan	26011970500						
Michigan	26011990000						
Michigan	26011990100						
Michigan	26013000100						
Michigan	26013000200						
Michigan	26013990100						
Michigan	26015010100						
Michigan	26015010200						
Michigan	26015010300						
Michigan	26015010401						
Michigan	26015010402						
Michigan	26015010500						
Michigan	26015010600						
Michigan	26015010700						
Michigan	26015010800						
Michigan	26015011300						
Michigan	26015011400						
Michigan	26017280300						
Michigan	26017280400						
Michigan	26017280500						
Michigan	26017280600						
Michigan	26017280700						
Michigan	26017280800						
Michigan	26017280900						
Michigan	26017281000						
Michigan	26017281300						
Michigan	26017285100						
Michigan	26017285201						
Michigan	26017285202						
Michigan	26017285300						
Michigan	26017285400						
Michigan	26017285500						
Michigan	26017285600						
Michigan	26017285700						

AMERICAN OVERSIGHT

State	2012-2016 ACS LIC Tract	Enter "YES" Below to Nominate LIC	2012-2016 Tract Poverty Rate	2012-2016 Tract Median Family Income	2012-2016 State Median Family Income	2012-2016 Core Based Statistical Area (CBSA) Median Family Income	Metro/Non-Metro
Michigan	26017285800						
Michigan	26017285900						
Michigan	26017286000						
Michigan	26017286100						
Michigan	26017286200						
Michigan	26017286300						
Michigan	26017286400						
Michigan	26017286500						
Michigan	26017286600						
Michigan	26017990000						
Michigan	26019000100						
Michigan	26019000200						
Michigan	26019000300						
Michigan	26019000400						
Michigan	26019000500						
Michigan	26019990000						
Michigan	26021000300						
Michigan	26021000400						
Michigan	26021000500						
Michigan	26021000600						
Michigan	26021000700						
Michigan	26021000800						
Michigan	26021000900						
Michigan	26021001000						
Michigan	26021001100						
Michigan	26021001300						
Michigan	26021001400						
Michigan	26021001500						
Michigan	26021001600						
Michigan	26021001700						
Michigan	26021001800						
Michigan	26021001900						
Michigan	26021002000						
Michigan	26021002100						
Michigan	26021002200						
Michigan	26021002300						
Michigan	26021002400						
Michigan	26021002500						
Michigan	26021010100						
Michigan	26021010200						
Michigan	26021010300						
Michigan	26021010400						
Michigan	26021010500						
Michigan	26021010600						
Michigan	26021011000						
Michigan	26021011100						
Michigan	26021011200						
Michigan	26021011300						

AMERICAN OVERSIGHT

State	2012-2016 ACS LIC Tract	Enter "YES" Below to Nominate LIC	2012-2016 Tract Poverty Rate	2012-2016 Tract Median Family Income	2012-2016 State Median Family Income	2012-2016 Core Based Statistical Area (CBSA) Median Family Income	Metro/Non-Metro
Michigan	26021011400						
Michigan	26021011500						
Michigan	26021011600						
Michigan	26021020100						
Michigan	26021020200						
Michigan	26021020300						
Michigan	26021020400						
Michigan	26021020500						
Michigan	26021020600						
Michigan	26021020700						
Michigan	26021020900						
Michigan	26021021000						
Michigan	26021021100						
Michigan	26021021200						
Michigan	26021021300						
Michigan	26021021400						
Michigan	26021990000						
Michigan	26023950100						
Michigan	26023950200						
Michigan	26023950300						
Michigan	26023950800						
Michigan	26023950900						
Michigan	26023951000						
Michigan	26023951100						
Michigan	26023951200						
Michigan	26023951300						
Michigan	26023951400						
Michigan	26023951500						
Michigan	26023951600						
Michigan	26025000200						
Michigan	26025000300						
Michigan	26025000500						
Michigan	26025000600						
Michigan	26025000700						
Michigan	26025000800						
Michigan	26025000900						
Michigan	26025001000						
Michigan	26025001100						
Michigan	26025001200						
Michigan	26025001300						
Michigan	26025001400						
Michigan	26025001500						
Michigan	26025001600						
Michigan	26025001700						
Michigan	26025001800						
Michigan	26025001900						
Michigan	26025002000						
Michigan	26025002100						

AMERICAN OVERSIGHT

State	2012-2016 ACS LIC Tract	Enter "YES" Below to Nominate LIC	2012-2016 Tract Poverty Rate	2012-2016 Tract Median Family Income	2012-2016 State Median Family Income	2012-2016 Core Based Statistical Area (CBSA) Median Family Income	Metro/Non-Metro
Michigan	26025002200						
Michigan	26025002300						
Michigan	26025002400						
Michigan	26025002500						
Michigan	26025002600						
Michigan	26025002700						
Michigan	26025002800						
Michigan	26025002900						
Michigan	26025003000						
Michigan	26025003100						
Michigan	26025003200						
Michigan	26025003300						
Michigan	26025003400						
Michigan	26025003500						
Michigan	26025003600						
Michigan	26025003700						
Michigan	26025003800						
Michigan	26025003900						
Michigan	26025004000						
Michigan	26025004100						
Michigan	26027001000						
Michigan	26027001100						
Michigan	26027001200						
Michigan	26027001500						
Michigan	26027001600						
Michigan	26027001700						
Michigan	26027001800						
Michigan	26027001900						
Michigan	26027002000						
Michigan	26027002100						
Michigan	26027002200						
Michigan	26029000100						
Michigan	26029000200						
Michigan	26029000300						
Michigan	26029000400						
Michigan	26029000500						
Michigan	26029000800						
Michigan	26029000900						
Michigan	26029001000						
Michigan	26029001100						
Michigan	26029001200						
Michigan	26029001300						
Michigan	26029001400						
Michigan	26029001500						
Michigan	26029990000						
Michigan	26031960100						
Michigan	26031960200						
Michigan	26031960300						

AMERICAN OVERSIGHT

State	2012-2016 ACS LIC Tract	Enter "YES" Below to Nominate LIC	2012-2016 Tract Poverty Rate	2012-2016 Tract Median Family Income	2012-2016 State Median Family Income	2012-2016 Core Based Statistical Area (CBSA) Median Family Income	Metro/Non-Metro
Michigan	26031960400						
Michigan	26031960500						
Michigan	26031960600						
Michigan	26031960700						
Michigan	26031960800						
Michigan	26031990000						
Michigan	26033970100						
Michigan	26033970200						
Michigan	26033970300						
Michigan	26033970400						
Michigan	26033970500						
Michigan	26033970600						
Michigan	26033970700						
Michigan	26033970800						
Michigan	26033970900						
Michigan	26033971000						
Michigan	26033971100						
Michigan	26033980100						
Michigan	26033980200						
Michigan	26033980300						
Michigan	26033990000						
Michigan	26033990100						
Michigan	26035000100						
Michigan	26035000200						
Michigan	26035000300						
Michigan	26035000400						
Michigan	26035000500						
Michigan	26035000600						
Michigan	26035000700						
Michigan	26035000800						
Michigan	26035000900						
Michigan	26035001000						
Michigan	26035001300						
Michigan	26037010104						
Michigan	26037010105						
Michigan	26037010107						
Michigan	26037010108						
Michigan	26037010201						
Michigan	26037010203						
Michigan	26037010204						
Michigan	26037010300						
Michigan	26037010400						
Michigan	26037010500						
Michigan	26037010600						
Michigan	26037010701						
Michigan	26037010702						
Michigan	26037010801						
Michigan	26037010802						

AMERICAN OVERSIGHT

State	2012-2016 ACS LIC Tract	Enter "YES" Below to Nominate LIC	2012-2016 Tract Poverty Rate	2012-2016 Tract Median Family Income	2012-2016 State Median Family Income	2012-2016 Core Based Statistical Area (CBSA) Median Family Income	Metro/Non-Metro
Michigan	26037010901						
Michigan	26037010902						
Michigan	26037011001						
Michigan	26037011002						
Michigan	26037011101						
Michigan	26037011104						
Michigan	26037011200						
Michigan	26039960100						
Michigan	26039960200						
Michigan	26039960300						
Michigan	26039960400						
Michigan	26039960500						
Michigan	26041970100						
Michigan	26041970200						
Michigan	26041970300						
Michigan	26041970400						
Michigan	26041970500						
Michigan	26041970600						
Michigan	26041970700						
Michigan	26041970800						
Michigan	26041970900						
Michigan	26041971000						
Michigan	26041971100						
Michigan	26041990000						
Michigan	26041990100						
Michigan	26043950100						
Michigan	26043950200						
Michigan	26043950300						
Michigan	26043950400						
Michigan	26043950500						
Michigan	26043950600						
Michigan	26043950700						
Michigan	26045020101						
Michigan	26045020102						
Michigan	26045020103						
Michigan	26045020104						
Michigan	26045020201						
Michigan	26045020202						
Michigan	26045020302						
Michigan	26045020303						
Michigan	26045020304						
Michigan	26045020402						
Michigan	26045020403						
Michigan	26045020404						
Michigan	26045020500						
Michigan	26045020601						
Michigan	26045020602						
Michigan	26045020700						

AMERICAN OVERSIGHT

State	2012-2016 ACS LIC Tract	Enter "YES" Below to Nominate LIC	2012-2016 Tract Poverty Rate	2012-2016 Tract Median Family Income	2012-2016 State Median Family Income	2012-2016 Core Based Statistical Area (CBSA) Median Family Income	Metro/Non-Metro
Michigan	26045020800						
Michigan	26045020901						
Michigan	26045020902						
Michigan	26045021001						
Michigan	26045021002						
Michigan	26045021100						
Michigan	26045021201						
Michigan	26045021202						
Michigan	26045021301						
Michigan	26045021302						
Michigan	26045021401						
Michigan	26045021402						
Michigan	26047970100						
Michigan	26047970200						
Michigan	26047970300						
Michigan	26047970400						
Michigan	26047970500						
Michigan	26047970600						
Michigan	26047970700						
Michigan	26047970800						
Michigan	26047990000						
Michigan	26049000100						
Michigan	26049000200						
Michigan	26049000300						
Michigan	26049000400						
Michigan	26049000500						
Michigan	26049000600						
Michigan	26049000700						
Michigan	26049000800						
Michigan	26049000900						
Michigan	26049001000						
Michigan	26049001100						
Michigan	26049001200						
Michigan	26049001300						
Michigan	26049001400						
Michigan	26049001500						
Michigan	26049001600						
Michigan	26049001700						
Michigan	26049001800						
Michigan	26049001900						
Michigan	26049002000						
Michigan	26049002200						
Michigan	26049002300						
Michigan	26049002400						
Michigan	26049002600						
Michigan	26049002700						
Michigan	26049002800						
Michigan	26049002900						

AMERICAN OVERSIGHT

State	2012-2016 ACS LIC Tract	Enter "YES" Below to Nominate LIC	2012-2016 Tract Poverty Rate	2012-2016 Tract Median Family Income	2012-2016 State Median Family Income	2012-2016 Core Based Statistical Area (CBSA) Median Family Income	Metro/Non-Metro
Michigan	26049003000						
Michigan	26049003100						
Michigan	26049003200						
Michigan	26049003300						
Michigan	26049003400						
Michigan	26049003500						
Michigan	26049003600						
Michigan	26049003700						
Michigan	26049003800						
Michigan	26049004000						
Michigan	26049010110						
Michigan	26049010111						
Michigan	26049010112						
Michigan	26049010113						
Michigan	26049010114						
Michigan	26049010115						
Michigan	26049010201						
Michigan	26049010202						
Michigan	26049010304						
Michigan	26049010305						
Michigan	26049010501						
Michigan	26049010502						
Michigan	26049010503						
Michigan	26049010504						
Michigan	26049010603						
Michigan	26049010604						
Michigan	26049010610						
Michigan	26049010700						
Michigan	26049010810						
Michigan	26049010811						
Michigan	26049010812						
Michigan	26049010813						
Michigan	26049010910						
Michigan	26049010911						
Michigan	26049010912						
Michigan	26049011010						
Michigan	26049011101						
Michigan	26049011102						
Michigan	26049011209						
Michigan	26049011210						
Michigan	26049011211						
Michigan	26049011212						
Michigan	26049011213						
Michigan	26049011214						
Michigan	26049011301						
Michigan	26049011302						
Michigan	26049011401						
Michigan	26049011402						

AMERICAN OVERSIGHT

State	2012-2016 ACS LIC Tract	Enter "YES" Below to Nominate LIC	2012-2016 Tract Poverty Rate	2012-2016 Tract Median Family Income	2012-2016 State Median Family Income	2012-2016 Core Based Statistical Area (CBSA) Median Family Income	Metro/Non-Metro
Michigan	26049011502						
Michigan	26049011503						
Michigan	26049011505						
Michigan	26049011508						
Michigan	26049011601						
Michigan	26049011610						
Michigan	26049011710						
Michigan	26049011711						
Michigan	26049011712						
Michigan	26049011713						
Michigan	26049011714						
Michigan	26049011800						
Michigan	26049011901						
Michigan	26049011902						
Michigan	26049012003						
Michigan	26049012006						
Michigan	26049012007						
Michigan	26049012008						
Michigan	26049012009						
Michigan	26049012100						
Michigan	26049012201						
Michigan	26049012202						
Michigan	26049012310						
Michigan	26049012311						
Michigan	26049012401						
Michigan	26049012402						
Michigan	26049012501						
Michigan	26049012503						
Michigan	26049012504						
Michigan	26049012601						
Michigan	26049012602						
Michigan	26049012603						
Michigan	26049012702						
Michigan	26049012703						
Michigan	26049012704						
Michigan	26049012801						
Michigan	26049012802						
Michigan	26049012904						
Michigan	26049012905						
Michigan	26049012906						
Michigan	26049012907						
Michigan	26049013001						
Michigan	26049013002						
Michigan	26049013110						
Michigan	26049013111						
Michigan	26049013112						
Michigan	26049013113						
Michigan	26049013202						

AMERICAN OVERSIGHT

State	2012-2016 ACS LIC Tract	Enter "YES" Below to Nominate LIC	2012-2016 Tract Poverty Rate	2012-2016 Tract Median Family Income	2012-2016 State Median Family Income	2012-2016 Core Based Statistical Area (CBSA) Median Family Income	Metro/Non-Metro
Michigan	26049013204						
Michigan	26049013301						
Michigan	26049013401						
Michigan	26049013402						
Michigan	26049013500						
Michigan	26049013600						
Michigan	26049980000						
Michigan	26049980100						
Michigan	26051000100						
Michigan	26051000200						
Michigan	26051000300						
Michigan	26051000400						
Michigan	26051000500						
Michigan	26051000600						
Michigan	26051000700						
Michigan	26051000800						
Michigan	26051000900						
Michigan	26053950100						
Michigan	26053950200						
Michigan	26053950300						
Michigan	26053950400						
Michigan	26053950500						
Michigan	26053950600						
Michigan	26053950700						
Michigan	26053990000						
Michigan	26055550101						
Michigan	26055550102						
Michigan	26055550200						
Michigan	26055550300						
Michigan	26055550400						
Michigan	26055550500						
Michigan	26055550600						
Michigan	26055550700						
Michigan	26055550800						
Michigan	26055550900						
Michigan	26055551000						
Michigan	26055551100						
Michigan	26055551200						
Michigan	26055551300						
Michigan	26055551400						
Michigan	26055551500						
Michigan	26055990000						
Michigan	26057000100						
Michigan	26057000200						
Michigan	26057000300						
Michigan	26057000400						
Michigan	26057000500						
Michigan	26057000600						

AMERICAN OVERSIGHT

State	2012-2016 ACS LIC Tract	Enter "YES" Below to Nominate LIC	2012-2016 Tract Poverty Rate	2012-2016 Tract Median Family Income	2012-2016 State Median Family Income	2012-2016 Core Based Statistical Area (CBSA) Median Family Income	Metro/Non-Metro
Michigan	26057000700						
Michigan	26057000800						
Michigan	26057000900						
Michigan	26057001000						
Michigan	26059050100						
Michigan	26059050200						
Michigan	26059050300						
Michigan	26059050400						
Michigan	26059050500						
Michigan	26059050600						
Michigan	26059050700						
Michigan	26059050800						
Michigan	26059050900						
Michigan	26059051000						
Michigan	26059051100						
Michigan	26059051200						
Michigan	26061000100						
Michigan	26061000200						
Michigan	26061000300						
Michigan	26061000400						
Michigan	26061000500						
Michigan	26061000600						
Michigan	26061000700						
Michigan	26061000800						
Michigan	26061000900						
Michigan	26061001000						
Michigan	26061990000						
Michigan	26061990100						
Michigan	26063950100						
Michigan	26063950200						
Michigan	26063950300						
Michigan	26063950400						
Michigan	26063950500						
Michigan	26063950600						
Michigan	26063950700						
Michigan	26063950800						
Michigan	26063950900						
Michigan	26063951000						
Michigan	26063951100						
Michigan	26063951200						
Michigan	26063990000						
Michigan	26065000100						
Michigan	26065000400						
Michigan	26065000600						
Michigan	26065000700						
Michigan	26065000800						
Michigan	26065001000						
Michigan	26065001200						

AMERICAN OVERSIGHT

State	2012-2016 ACS LIC Tract	Enter "YES" Below to Nominate LIC	2012-2016 Tract Poverty Rate	2012-2016 Tract Median Family Income	2012-2016 State Median Family Income	2012-2016 Core Based Statistical Area (CBSA) Median Family Income	Metro/Non-Metro
Michigan	26065001703						
Michigan	26065002000						
Michigan	26065002101						
Michigan	26065002200						
Michigan	26065002300						
Michigan	26065002600						
Michigan	26065002700						
Michigan	26065002800						
Michigan	26065002901						
Michigan	26065002902						
Michigan	26065003103						
Michigan	26065003200						
Michigan	26065003301						
Michigan	26065003302						
Michigan	26065003400						
Michigan	26065003500						
Michigan	26065003601						
Michigan	26065003602						
Michigan	26065003700						
Michigan	26065003801						
Michigan	26065003802						
Michigan	26065003901						
Michigan	26065003902						
Michigan	26065004000						
Michigan	26065004100						
Michigan	26065004301						
Michigan	26065004302						
Michigan	26065004402						
Michigan	26065004403						
Michigan	26065004490						
Michigan	26065004491						
Michigan	26065004492						
Michigan	26065004493						
Michigan	26065004494						
Michigan	26065004500						
Michigan	26065004600						
Michigan	26065004700						
Michigan	26065004801						
Michigan	26065004802						
Michigan	26065004901						
Michigan	26065004902						
Michigan	26065005001						
Michigan	26065005002						
Michigan	26065005100						
Michigan	26065005201						
Michigan	26065005202						
Michigan	26065005302						
Michigan	26065005303						

AMERICAN OVERSIGHT

State	2012-2016 ACS LIC Tract	Enter "YES" Below to Nominate LIC	2012-2016 Tract Poverty Rate	2012-2016 Tract Median Family Income	2012-2016 State Median Family Income	2012-2016 Core Based Statistical Area (CBSA) Median Family Income	Metro/Non-Metro
Michigan	26065005304						
Michigan	26065005401						
Michigan	26065005402						
Michigan	26065005501						
Michigan	26065005502						
Michigan	26065005600						
Michigan	26065005700						
Michigan	26065005800						
Michigan	26065005900						
Michigan	26065006001						
Michigan	26065006002						
Michigan	26065006100						
Michigan	26065006200						
Michigan	26065006301						
Michigan	26065006302						
Michigan	26065006401						
Michigan	26065006402						
Michigan	26065006500						
Michigan	26065006600						
Michigan	26065006700						
Michigan	26065006800						
Michigan	26065007000						
Michigan	26065980000						
Michigan	26065980100						
Michigan	26065980200						
Michigan	26065980300						
Michigan	26067030100						
Michigan	26067030200						
Michigan	26067030300						
Michigan	26067030400						
Michigan	26067031200						
Michigan	26067031300						
Michigan	26067031400						
Michigan	26067031500						
Michigan	26067031600						
Michigan	26067031700						
Michigan	26067031900						
Michigan	26067032100						
Michigan	26067982200						
Michigan	26069000100						
Michigan	26069000200						
Michigan	26069000300						
Michigan	26069000400						
Michigan	26069000500						
Michigan	26069000600						
Michigan	26069000700						
Michigan	26069000800						
Michigan	26069000900						

AMERICAN OVERSIGHT

State	2012-2016 ACS LIC Tract	Enter "YES" Below to Nominate LIC	2012-2016 Tract Poverty Rate	2012-2016 Tract Median Family Income	2012-2016 State Median Family Income	2012-2016 Core Based Statistical Area (CBSA) Median Family Income	Metro/Non-Metro
Michigan	26069990000						
Michigan	26071000100						
Michigan	26071000200						
Michigan	26071000300						
Michigan	26071000400						
Michigan	26071000500						
Michigan	26073000100						
Michigan	26073000200						
Michigan	26073000300						
Michigan	26073000400						
Michigan	26073000500						
Michigan	26073000600						
Michigan	26073000700						
Michigan	26073000800						
Michigan	26073000900						
Michigan	26073940100						
Michigan	26073940200						
Michigan	26073940300						
Michigan	26073940400						
Michigan	26073940500						
Michigan	26073940600						
Michigan	26075000100						
Michigan	26075000200						
Michigan	26075000400						
Michigan	26075000500						
Michigan	26075000600						
Michigan	26075000800						
Michigan	26075000900						
Michigan	26075001000						
Michigan	26075001100						
Michigan	26075001200						
Michigan	26075001300						
Michigan	26075005000						
Michigan	26075005100						
Michigan	26075005200						
Michigan	26075005301						
Michigan	26075005302						
Michigan	26075005400						
Michigan	26075005500						
Michigan	26075005600						
Michigan	26075005700						
Michigan	26075005800						
Michigan	26075005900						
Michigan	26075006000						
Michigan	26075006100						
Michigan	26075006200						
Michigan	26075006301						
Michigan	26075006303						

AMERICAN OVERSIGHT

State	2012-2016 ACS LIC Tract	Enter "YES" Below to Nominate LIC	2012-2016 Tract Poverty Rate	2012-2016 Tract Median Family Income	2012-2016 State Median Family Income	2012-2016 Core Based Statistical Area (CBSA) Median Family Income	Metro/Non-Metro
Michigan	26075006304						
Michigan	26075006401						
Michigan	26075006402						
Michigan	26075006500						
Michigan	26075006600						
Michigan	26075006701						
Michigan	26075006702						
Michigan	26075006801						
Michigan	26075006803						
Michigan	26075006804						
Michigan	26075006900						
Michigan	26077000100						
Michigan	26077000201						
Michigan	26077000202						
Michigan	26077000300						
Michigan	26077000500						
Michigan	26077000600						
Michigan	26077000900						
Michigan	26077001000						
Michigan	26077001100						
Michigan	26077001200						
Michigan	26077001300						
Michigan	26077001501						
Michigan	26077001502						
Michigan	26077001503						
Michigan	26077001504						
Michigan	26077001506						
Michigan	26077001507						
Michigan	26077001601						
Michigan	26077001603						
Michigan	26077001604						
Michigan	26077001701						
Michigan	26077001702						
Michigan	26077001801						
Michigan	26077001802						
Michigan	26077001803						
Michigan	26077001905						
Michigan	26077001906						
Michigan	26077001907						
Michigan	26077002002						
Michigan	26077002003						
Michigan	26077002004						
Michigan	26077002005						
Michigan	26077002101						
Michigan	26077002102						
Michigan	26077002201						
Michigan	26077002202						
Michigan	26077002601						

AMERICAN OVERSIGHT

State	2012-2016 ACS LIC Tract	Enter "YES" Below to Nominate LIC	2012-2016 Tract Poverty Rate	2012-2016 Tract Median Family Income	2012-2016 State Median Family Income	2012-2016 Core Based Statistical Area (CBSA) Median Family Income	Metro/Non-Metro
Michigan	26077002700						
Michigan	26077002801						
Michigan	26077002802						
Michigan	26077002901						
Michigan	26077002903						
Michigan	26077002904						
Michigan	26077002905						
Michigan	26077003002						
Michigan	26077003003						
Michigan	26077003004						
Michigan	26077003302						
Michigan	26077003400						
Michigan	26077003500						
Michigan	26077005501						
Michigan	26077005502						
Michigan	26077006102						
Michigan	26077006103						
Michigan	26077006601						
Michigan	26077006701						
Michigan	26077006702						
Michigan	26079950200						
Michigan	26079950300						
Michigan	26079950400						
Michigan	26079950601						
Michigan	26079950602						
Michigan	26081000100						
Michigan	26081000200						
Michigan	26081000300						
Michigan	26081000400						
Michigan	26081000500						
Michigan	26081000600						
Michigan	26081000700						
Michigan	26081000800						
Michigan	26081000900						
Michigan	26081001000						
Michigan	26081001101						
Michigan	26081001102						
Michigan	26081001200						
Michigan	26081001300						
Michigan	26081001400						
Michigan	26081001500						
Michigan	26081001600						
Michigan	26081001700						
Michigan	26081001800						
Michigan	26081001900						
Michigan	26081002000						
Michigan	26081002100						
Michigan	26081002200						

AMERICAN OVERSIGHT

State	2012-2016 ACS LIC Tract	Enter "YES" Below to Nominate LIC	2012-2016 Tract Poverty Rate	2012-2016 Tract Median Family Income	2012-2016 State Median Family Income	2012-2016 Core Based Statistical Area (CBSA) Median Family Income	Metro/Non-Metro
Michigan	26081002300						
Michigan	26081002400						
Michigan	26081002500						
Michigan	26081002600						
Michigan	26081002700						
Michigan	26081002800						
Michigan	26081002900						
Michigan	26081003000						
Michigan	26081003100						
Michigan	26081003200						
Michigan	26081003300						
Michigan	26081003400						
Michigan	26081003500						
Michigan	26081003600						
Michigan	26081003700						
Michigan	26081003800						
Michigan	26081003900						
Michigan	26081004000						
Michigan	26081004100						
Michigan	26081004200						
Michigan	26081004300						
Michigan	26081004400						
Michigan	26081004500						
Michigan	26081004600						
Michigan	26081010101						
Michigan	26081010102						
Michigan	26081010200						
Michigan	26081010301						
Michigan	26081010302						
Michigan	26081010401						
Michigan	26081010402						
Michigan	26081010600						
Michigan	26081010700						
Michigan	26081010801						
Michigan	26081010802						
Michigan	26081010902						
Michigan	26081010903						
Michigan	26081010904						
Michigan	26081011001						
Michigan	26081011002						
Michigan	26081011101						
Michigan	26081011102						
Michigan	26081011200						
Michigan	26081011301						
Michigan	26081011302						
Michigan	26081011401						
Michigan	26081011403						
Michigan	26081011405						

AMERICAN OVERSIGHT

State	2012-2016 ACS LIC Tract	Enter "YES" Below to Nominate LIC	2012-2016 Tract Poverty Rate	2012-2016 Tract Median Family Income	2012-2016 State Median Family Income	2012-2016 Core Based Statistical Area (CBSA) Median Family Income	Metro/Non-Metro
Michigan	26081011406						
Michigan	26081011500						
Michigan	26081011600						
Michigan	26081011701						
Michigan	26081011702						
Michigan	26081011801						
Michigan	26081011803						
Michigan	26081011804						
Michigan	26081011901						
Michigan	26081011902						
Michigan	26081012002						
Michigan	26081012003						
Michigan	26081012004						
Michigan	26081012201						
Michigan	26081012202						
Michigan	26081012203						
Michigan	26081012300						
Michigan	26081012400						
Michigan	26081012500						
Michigan	26081012604						
Michigan	26081012605						
Michigan	26081012606						
Michigan	26081012607						
Michigan	26081012608						
Michigan	26081012701						
Michigan	26081012702						
Michigan	26081012703						
Michigan	26081012800						
Michigan	26081012901						
Michigan	26081012902						
Michigan	26081013000						
Michigan	26081013100						
Michigan	26081013200						
Michigan	26081013300						
Michigan	26081013400						
Michigan	26081013500						
Michigan	26081013600						
Michigan	26081013700						
Michigan	26081013801						
Michigan	26081013802						
Michigan	26081013900						
Michigan	26081014000						
Michigan	26081014100						
Michigan	26081014200						
Michigan	26081014300						
Michigan	26081014501						
Michigan	26081014502						
Michigan	26081014601						

AMERICAN OVERSIGHT

State	2012-2016 ACS LIC Tract	Enter "YES" Below to Nominate LIC	2012-2016 Tract Poverty Rate	2012-2016 Tract Median Family Income	2012-2016 State Median Family Income	2012-2016 Core Based Statistical Area (CBSA) Median Family Income	Metro/Non-Metro
Michigan	26081014602						
Michigan	26081014701						
Michigan	26081014703						
Michigan	26081014704						
Michigan	26081014803						
Michigan	26081014804						
Michigan	26081014805						
Michigan	26081014806						
Michigan	26081014807						
Michigan	26083000100						
Michigan	26083980100						
Michigan	26083990100						
Michigan	26085960100						
Michigan	26085961100						
Michigan	26085961200						
Michigan	26085961300						
Michigan	26087330000						
Michigan	26087330500						
Michigan	26087331000						
Michigan	26087331500						
Michigan	26087332000						
Michigan	26087332500						
Michigan	26087333000						
Michigan	26087333500						
Michigan	26087334000						
Michigan	26087334500						
Michigan	26087336000						
Michigan	26087336500						
Michigan	26087337000						
Michigan	26087337500						
Michigan	26087338000						
Michigan	26087338500						
Michigan	26087339000						
Michigan	26087339500						
Michigan	26087340000						
Michigan	26087340500						
Michigan	26087341000						
Michigan	26087341500						
Michigan	26087342000						
Michigan	26087342100						
Michigan	26089970100						
Michigan	26089970200						
Michigan	26089970300						
Michigan	26089970400						
Michigan	26089970500						
Michigan	26089970600						
Michigan	26089990000						
Michigan	26091060100						

AMERICAN OVERSIGHT

State	2012-2016 ACS LIC Tract	Enter "YES" Below to Nominate LIC	2012-2016 Tract Poverty Rate	2012-2016 Tract Median Family Income	2012-2016 State Median Family Income	2012-2016 Core Based Statistical Area (CBSA) Median Family Income	Metro/Non-Metro
Michigan	26091060301						
Michigan	26091060302						
Michigan	26091060401						
Michigan	26091060402						
Michigan	26091060500						
Michigan	26091060600						
Michigan	26091060700						
Michigan	26091060800						
Michigan	26091061200						
Michigan	26091061301						
Michigan	26091061302						
Michigan	26091061400						
Michigan	26091061500						
Michigan	26091061600						
Michigan	26091061700						
Michigan	26091061800						
Michigan	26091061900						
Michigan	26091062000						
Michigan	26091062100						
Michigan	26091062200						
Michigan	26091062300						
Michigan	26091062400						
Michigan	26093710100						
Michigan	26093710300						
Michigan	26093710500						
Michigan	26093710700						
Michigan	26093711000						
Michigan	26093712101						
Michigan	26093712102						
Michigan	26093712601						
Michigan	26093712602						
Michigan	26093713100						
Michigan	26093713300						
Michigan	26093713500						
Michigan	26093713700						
Michigan	26093720100						
Michigan	26093721100						
Michigan	26093722100						
Michigan	26093722300						
Michigan	26093722500						
Michigan	26093724001						
Michigan	26093724002						
Michigan	26093724003						
Michigan	26093725000						
Michigan	26093725100						
Michigan	26093730101						
Michigan	26093730102						
Michigan	26093730600						

AMERICAN OVERSIGHT

State	2012-2016 ACS LIC Tract	Enter "YES" Below to Nominate LIC	2012-2016 Tract Poverty Rate	2012-2016 Tract Median Family Income	2012-2016 State Median Family Income	2012-2016 Core Based Statistical Area (CBSA) Median Family Income	Metro/Non-Metro
Michigan	26093731100						
Michigan	26093732100						
Michigan	26093733100						
Michigan	26093733601						
Michigan	26093733602						
Michigan	26093740200						
Michigan	26093740300						
Michigan	26093740500						
Michigan	26093740600						
Michigan	26093740700						
Michigan	26093740800						
Michigan	26093740900						
Michigan	26093741100						
Michigan	26093741601						
Michigan	26093741602						
Michigan	26093742201						
Michigan	26093742202						
Michigan	26093742401						
Michigan	26093742402						
Michigan	26093742500						
Michigan	26093742700						
Michigan	26093742900						
Michigan	26093743300						
Michigan	26093743400						
Michigan	26093743500						
Michigan	26093743600						
Michigan	26093743700						
Michigan	26093743800						
Michigan	26093743900						
Michigan	26093744200						
Michigan	26093744400						
Michigan	26093744600						
Michigan	26093744700						
Michigan	26093744800						
Michigan	26093744900						
Michigan	26095960100						
Michigan	26095960200						
Michigan	26095980000						
Michigan	26095990000						
Michigan	26097950100						
Michigan	26097950200						
Michigan	26097950300						
Michigan	26097950400						
Michigan	26097950500						
Michigan	26097990000						
Michigan	26099206700						
Michigan	26099210000						
Michigan	26099211000						

AMERICAN OVERSIGHT

State	2012-2016 ACS LIC Tract	Enter "YES" Below to Nominate LIC	2012-2016 Tract Poverty Rate	2012-2016 Tract Median Family Income	2012-2016 State Median Family Income	2012-2016 Core Based Statistical Area (CBSA) Median Family Income	Metro/Non-Metro
Michigan	26099212000						
Michigan	26099214000						
Michigan	26099214500						
Michigan	26099215000						
Michigan	26099215200						
Michigan	26099215300						
Michigan	26099215500						
Michigan	26099216000						
Michigan	26099217000						
Michigan	26099218000						
Michigan	26099220001						
Michigan	26099220002						
Michigan	26099221100						
Michigan	26099221200						
Michigan	26099221500						
Michigan	26099221800						
Michigan	26099222101						
Michigan	26099222102						
Michigan	26099222500						
Michigan	26099222800						
Michigan	26099223400						
Michigan	26099223500						
Michigan	26099223800						
Michigan	26099223900						
Michigan	26099224000						
Michigan	26099224100						
Michigan	26099224200						
Michigan	26099224300						
Michigan	26099224400						
Michigan	26099224500						
Michigan	26099224600						
Michigan	26099225100						
Michigan	26099225200						
Michigan	26099225300						
Michigan	26099225400						
Michigan	26099225500						
Michigan	26099225600						
Michigan	26099225701						
Michigan	26099225702						
Michigan	26099225800						
Michigan	26099225900						
Michigan	26099226100						
Michigan	26099226400						
Michigan	26099226700						
Michigan	26099227000						
Michigan	26099227300						
Michigan	26099228000						
Michigan	26099228100						

AMERICAN OVERSIGHT

State	2012-2016 ACS LIC Tract	Enter "YES" Below to Nominate LIC	2012-2016 Tract Poverty Rate	2012-2016 Tract Median Family Income	2012-2016 State Median Family Income	2012-2016 Core Based Statistical Area (CBSA) Median Family Income	Metro/Non-Metro
Michigan	26099230000						
Michigan	26099230200						
Michigan	26099230300						
Michigan	26099230400						
Michigan	26099230500						
Michigan	26099230601						
Michigan	26099230602						
Michigan	26099230700						
Michigan	26099230800						
Michigan	26099230900						
Michigan	26099231000						
Michigan	26099231100						
Michigan	26099231200						
Michigan	26099231400						
Michigan	26099231500						
Michigan	26099231600						
Michigan	26099231700						
Michigan	26099231800						
Michigan	26099231900						
Michigan	26099232000						
Michigan	26099232100						
Michigan	26099232200						
Michigan	26099232300						
Michigan	26099232400						
Michigan	26099232500						
Michigan	26099233000						
Michigan	26099240000						
Michigan	26099240300						
Michigan	26099240400						
Michigan	26099240500						
Michigan	26099240600						
Michigan	26099240700						
Michigan	26099240800						
Michigan	26099240900						
Michigan	26099241000						
Michigan	26099241200						
Michigan	26099241300						
Michigan	26099241400						
Michigan	26099241500						
Michigan	26099241600						
Michigan	26099241700						
Michigan	26099241800						
Michigan	26099241900						
Michigan	26099242000						
Michigan	26099242100						
Michigan	26099242500						
Michigan	26099243000						
Michigan	26099243500						

AMERICAN OVERSIGHT

State	2012-2016 ACS LIC Tract	Enter "YES" Below to Nominate LIC	2012-2016 Tract Poverty Rate	2012-2016 Tract Median Family Income	2012-2016 State Median Family Income	2012-2016 Core Based Statistical Area (CBSA) Median Family Income	Metro/Non-Metro
Michigan	26099244000						
Michigan	26099245000						
Michigan	26099245100						
Michigan	26099245200						
Michigan	26099245300						
Michigan	26099245400						
Michigan	26099247100						
Michigan	26099247200						
Michigan	26099247300						
Michigan	26099247400						
Michigan	26099247500						
Michigan	26099247601						
Michigan	26099247602						
Michigan	26099250000						
Michigan	26099250100						
Michigan	26099250200						
Michigan	26099250300						
Michigan	26099250400						
Michigan	26099250500						
Michigan	26099250600						
Michigan	26099250700						
Michigan	26099250800						
Michigan	26099250900						
Michigan	26099251000						
Michigan	26099251100						
Michigan	26099251200						
Michigan	26099251300						
Michigan	26099251400						
Michigan	26099251500						
Michigan	26099251600						
Michigan	26099251700						
Michigan	26099251800						
Michigan	26099251900						
Michigan	26099252000						
Michigan	26099252100						
Michigan	26099252200						
Michigan	26099254000						
Michigan	26099254100						
Michigan	26099254200						
Michigan	26099254500						
Michigan	26099255000						
Michigan	26099255100						
Michigan	26099255200						
Michigan	26099255300						
Michigan	26099255400						
Michigan	26099255500						
Michigan	26099255600						
Michigan	26099255700						

AMERICAN OVERSIGHT

State	2012-2016 ACS LIC Tract	Enter "YES" Below to Nominate LIC	2012-2016 Tract Poverty Rate	2012-2016 Tract Median Family Income	2012-2016 State Median Family Income	2012-2016 Core Based Statistical Area (CBSA) Median Family Income	Metro/Non-Metro
Michigan	26099255800						
Michigan	26099255900						
Michigan	26099256000						
Michigan	26099256100						
Michigan	26099256200						
Michigan	26099256300						
Michigan	26099256400						
Michigan	26099256500						
Michigan	26099256600						
Michigan	26099256700						
Michigan	26099256800						
Michigan	26099258000						
Michigan	26099258100						
Michigan	26099258200						
Michigan	26099258300						
Michigan	26099258400						
Michigan	26099258500						
Michigan	26099258600						
Michigan	26099258700						
Michigan	26099258800						
Michigan	26099258900						
Michigan	26099260000						
Michigan	26099260100						
Michigan	26099260200						
Michigan	26099260300						
Michigan	26099260400						
Michigan	26099260600						
Michigan	26099260700						
Michigan	26099260800						
Michigan	26099260900						
Michigan	26099261000						
Michigan	26099261100						
Michigan	26099261200						
Michigan	26099261300						
Michigan	26099261400						
Michigan	26099261500						
Michigan	26099261600						
Michigan	26099261700						
Michigan	26099261800						
Michigan	26099261900						
Michigan	26099262000						
Michigan	26099262100						
Michigan	26099262200						
Michigan	26099262300						
Michigan	26099262400						
Michigan	26099262500						
Michigan	26099262600						
Michigan	26099262700						

AMERICAN OVERSIGHT

State	2012-2016 ACS LIC Tract	Enter "YES" Below to Nominate LIC	2012-2016 Tract Poverty Rate	2012-2016 Tract Median Family Income	2012-2016 State Median Family Income	2012-2016 Core Based Statistical Area (CBSA) Median Family Income	Metro/Non-Metro
Michigan	26099262800						
Michigan	26099262900						
Michigan	26099263200						
Michigan	26099263400						
Michigan	26099263500						
Michigan	26099263600						
Michigan	26099263700						
Michigan	26099263800						
Michigan	26099263900						
Michigan	26099264000						
Michigan	26099264200						
Michigan	26099267600						
Michigan	26099268000						
Michigan	26099268100						
Michigan	26099268200						
Michigan	26099268300						
Michigan	26099268400						
Michigan	26099982000						
Michigan	26099982100						
Michigan	26099982200						
Michigan	26099982300						
Michigan	26099990100						
Michigan	26101000100						
Michigan	26101000200						
Michigan	26101000300						
Michigan	26101000400						
Michigan	26101000500						
Michigan	26101000600						
Michigan	26101000700						
Michigan	26101000800						
Michigan	26101000900						
Michigan	26101990000						
Michigan	26103000100						
Michigan	26103000200						
Michigan	26103000300						
Michigan	26103000400						
Michigan	26103000500						
Michigan	26103000600						
Michigan	26103000700						
Michigan	26103001100						
Michigan	26103001200						
Michigan	26103001300						
Michigan	26103001500						
Michigan	26103001600						
Michigan	26103001700						
Michigan	26103001800						
Michigan	26103001900						
Michigan	26103002000						

AMERICAN OVERSIGHT

State	2012-2016 ACS LIC Tract	Enter "YES" Below to Nominate LIC	2012-2016 Tract Poverty Rate	2012-2016 Tract Median Family Income	2012-2016 State Median Family Income	2012-2016 Core Based Statistical Area (CBSA) Median Family Income	Metro/Non-Metro
Michigan	26103002100						
Michigan	26103002200						
Michigan	26103002300						
Michigan	26103002400						
Michigan	26103002500						
Michigan	26103002600						
Michigan	26103002800						
Michigan	26103002900						
Michigan	26103990000						
Michigan	26105950100						
Michigan	26105950200						
Michigan	26105950300						
Michigan	26105950400						
Michigan	26105950500						
Michigan	26105950600						
Michigan	26105950700						
Michigan	26105950800						
Michigan	26105990000						
Michigan	26107960100						
Michigan	26107960200						
Michigan	26107960300						
Michigan	26107960400						
Michigan	26107960500						
Michigan	26107960600						
Michigan	26107960700						
Michigan	26107960800						
Michigan	26107960900						
Michigan	26107961000						
Michigan	26107981300						
Michigan	26109960100						
Michigan	26109960200						
Michigan	26109960300						
Michigan	26109960400						
Michigan	26109960500						
Michigan	26109960600						
Michigan	26109960700						
Michigan	26109990000						
Michigan	26111290100						
Michigan	26111290200						
Michigan	26111290300						
Michigan	26111290400						
Michigan	26111290500						
Michigan	26111290600						
Michigan	26111290700						
Michigan	26111290800						
Michigan	26111290900						
Michigan	26111291000						
Michigan	26111291101						

AMERICAN OVERSIGHT

State	2012-2016 ACS LIC Tract	Enter "YES" Below to Nominate LIC	2012-2016 Tract Poverty Rate	2012-2016 Tract Median Family Income	2012-2016 State Median Family Income	2012-2016 Core Based Statistical Area (CBSA) Median Family Income	Metro/Non-Metro
Michigan	26111291102						
Michigan	26111291200						
Michigan	26111291300						
Michigan	26111291400						
Michigan	26111291500						
Michigan	26111291601						
Michigan	26111291602						
Michigan	26111291700						
Michigan	26113960100						
Michigan	26113960200						
Michigan	26113960300						
Michigan	26113960400						
Michigan	26115830100						
Michigan	26115830200						
Michigan	26115830300						
Michigan	26115830400						
Michigan	26115830500						
Michigan	26115830600						
Michigan	26115830700						
Michigan	26115830800						
Michigan	26115830900						
Michigan	26115831000						
Michigan	26115831100						
Michigan	26115831200						
Michigan	26115831300						
Michigan	26115831400						
Michigan	26115831500						
Michigan	26115831600						
Michigan	26115831700						
Michigan	26115831800						
Michigan	26115831900						
Michigan	26115832000						
Michigan	26115832100						
Michigan	26115832200						
Michigan	26115832300						
Michigan	26115832400						
Michigan	26115832500						
Michigan	26115832600						
Michigan	26115832700						
Michigan	26115832800						
Michigan	26115832900						
Michigan	26115833000						
Michigan	26115833100						
Michigan	26115833200						
Michigan	26115833300						
Michigan	26115833500						
Michigan	26115833600						
Michigan	26115833700						

AMERICAN OVERSIGHT

State	2012-2016 ACS LIC Tract	Enter "YES" Below to Nominate LIC	2012-2016 Tract Poverty Rate	2012-2016 Tract Median Family Income	2012-2016 State Median Family Income	2012-2016 Core Based Statistical Area (CBSA) Median Family Income	Metro/Non-Metro
Michigan	26115833800						
Michigan	26115833900						
Michigan	26115990000						
Michigan	26117970100						
Michigan	26117970200						
Michigan	26117970300						
Michigan	26117970400						
Michigan	26117970500						
Michigan	26117970600						
Michigan	26117970700						
Michigan	26117970800						
Michigan	26117970900						
Michigan	26117971000						
Michigan	26117971100						
Michigan	26117971200						
Michigan	26117971300						
Michigan	26119910100						
Michigan	26119910200						
Michigan	26119910300						
Michigan	26119910400						
Michigan	26119910500						
Michigan	26121000100						
Michigan	26121000300						
Michigan	26121000401						
Michigan	26121000402						
Michigan	26121000500						
Michigan	26121000601						
Michigan	26121000800						
Michigan	26121000900						
Michigan	26121001000						
Michigan	26121001200						
Michigan	26121001300						
Michigan	26121001402						
Michigan	26121001500						
Michigan	26121001600						
Michigan	26121001700						
Michigan	26121001800						
Michigan	26121001901						
Michigan	26121001902						
Michigan	26121002000						
Michigan	26121002100						
Michigan	26121002200						
Michigan	26121002300						
Michigan	26121002400						
Michigan	26121002500						
Michigan	26121002601						
Michigan	26121002602						
Michigan	26121002700						

AMERICAN OVERSIGHT

State	2012-2016 ACS LIC Tract	Enter "YES" Below to Nominate LIC	2012-2016 Tract Poverty Rate	2012-2016 Tract Median Family Income	2012-2016 State Median Family Income	2012-2016 Core Based Statistical Area (CBSA) Median Family Income	Metro/Non-Metro
Michigan	26121002800						
Michigan	26121002900						
Michigan	26121003000						
Michigan	26121003100						
Michigan	26121003200						
Michigan	26121003300						
Michigan	26121003400						
Michigan	26121003500						
Michigan	26121003600						
Michigan	26121003700						
Michigan	26121003800						
Michigan	26121003900						
Michigan	26121004000						
Michigan	26121004200						
Michigan	26121004300						
Michigan	26121990000						
Michigan	26123970100						
Michigan	26123970300						
Michigan	26123970400						
Michigan	26123970500						
Michigan	26123970600						
Michigan	26123970700						
Michigan	26123970800						
Michigan	26123970900						
Michigan	26123971000						
Michigan	26123971100						
Michigan	26123971200						
Michigan	26125120000						
Michigan	26125120300						
Michigan	26125121000						
Michigan	26125121400						
Michigan	26125121500						
Michigan	26125121700						
Michigan	26125121800						
Michigan	26125122200						
Michigan	26125122400						
Michigan	26125122700						
Michigan	26125122900						
Michigan	26125123000						
Michigan	26125123100						
Michigan	26125124000						
Michigan	26125124500						
Michigan	26125125000						
Michigan	26125125600						
Michigan	26125126200						
Michigan	26125126300						
Michigan	26125126400						
Michigan	26125126500						

AMERICAN OVERSIGHT

State	2012-2016 ACS LIC Tract	Enter "YES" Below to Nominate LIC	2012-2016 Tract Poverty Rate	2012-2016 Tract Median Family Income	2012-2016 State Median Family Income	2012-2016 Core Based Statistical Area (CBSA) Median Family Income	Metro/Non-Metro
Michigan	26125127000						
Michigan	26125127100						
Michigan	26125127200						
Michigan	26125127300						
Michigan	26125127400						
Michigan	26125127500						
Michigan	26125127600						
Michigan	26125127700						
Michigan	26125128000						
Michigan	26125128100						
Michigan	26125128200						
Michigan	26125128300						
Michigan	26125128400						
Michigan	26125128500						
Michigan	26125128600						
Michigan	26125128700						
Michigan	26125128800						
Michigan	26125128900						
Michigan	26125129000						
Michigan	26125130000						
Michigan	26125130100						
Michigan	26125130200						
Michigan	26125130300						
Michigan	26125130400						
Michigan	26125130500						
Michigan	26125130600						
Michigan	26125130700						
Michigan	26125131100						
Michigan	26125131300						
Michigan	26125131400						
Michigan	26125131500						
Michigan	26125131600						
Michigan	26125131800						
Michigan	26125132100						
Michigan	26125132500						
Michigan	26125132600						
Michigan	26125132700						
Michigan	26125133001						
Michigan	26125133002						
Michigan	26125133003						
Michigan	26125133100						
Michigan	26125134000						
Michigan	26125134300						
Michigan	26125134400						
Michigan	26125134500						
Michigan	26125134600						
Michigan	26125134700						
Michigan	26125134800						

AMERICAN OVERSIGHT

State	2012-2016 ACS LIC Tract	Enter "YES" Below to Nominate LIC	2012-2016 Tract Poverty Rate	2012-2016 Tract Median Family Income	2012-2016 State Median Family Income	2012-2016 Core Based Statistical Area (CBSA) Median Family Income	Metro/Non-Metro
Michigan	26125134900						
Michigan	26125135000						
Michigan	26125135100						
Michigan	26125135200						
Michigan	26125135300						
Michigan	26125136000						
Michigan	26125136101						
Michigan	26125136102						
Michigan	26125136300						
Michigan	26125136500						
Michigan	26125136600						
Michigan	26125136700						
Michigan	26125136800						
Michigan	26125137100						
Michigan	26125137400						
Michigan	26125137700						
Michigan	26125137800						
Michigan	26125138100						
Michigan	26125138301						
Michigan	26125138302						
Michigan	26125138600						
Michigan	26125139200						
Michigan	26125139400						
Michigan	26125140100						
Michigan	26125140301						
Michigan	26125140302						
Michigan	26125140500						
Michigan	26125140600						
Michigan	26125140700						
Michigan	26125140800						
Michigan	26125140900						
Michigan	26125141000						
Michigan	26125141100						
Michigan	26125141200						
Michigan	26125141300						
Michigan	26125141400						
Michigan	26125141500						
Michigan	26125141600						
Michigan	26125141700						
Michigan	26125142000						
Michigan	26125142100						
Michigan	26125142200						
Michigan	26125142300						
Michigan	26125142400						
Michigan	26125142500						
Michigan	26125142600						
Michigan	26125142700						
Michigan	26125143500						

AMERICAN OVERSIGHT

State	2012-2016 ACS LIC Tract	Enter "YES" Below to Nominate LIC	2012-2016 Tract Poverty Rate	2012-2016 Tract Median Family Income	2012-2016 State Median Family Income	2012-2016 Core Based Statistical Area (CBSA) Median Family Income	Metro/Non-Metro
Michigan	26125144100						
Michigan	26125144200						
Michigan	26125144300						
Michigan	26125144400						
Michigan	26125144500						
Michigan	26125144600						
Michigan	26125144701						
Michigan	26125144800						
Michigan	26125144900						
Michigan	26125145100						
Michigan	26125145200						
Michigan	26125145300						
Michigan	26125145400						
Michigan	26125145501						
Michigan	26125145502						
Michigan	26125145600						
Michigan	26125145700						
Michigan	26125145900						
Michigan	26125150000						
Michigan	26125150100						
Michigan	26125150200						
Michigan	26125150300						
Michigan	26125150400						
Michigan	26125150500						
Michigan	26125150600						
Michigan	26125150700						
Michigan	26125150800						
Michigan	26125150900						
Michigan	26125151000						
Michigan	26125152000						
Michigan	26125152600						
Michigan	26125152700						
Michigan	26125152900						
Michigan	26125153000						
Michigan	26125153100						
Michigan	26125153200						
Michigan	26125153300						
Michigan	26125154000						
Michigan	26125154100						
Michigan	26125154200						
Michigan	26125154500						
Michigan	26125154600						
Michigan	26125156000						
Michigan	26125156100						
Michigan	26125156200						
Michigan	26125156300						
Michigan	26125156400						
Michigan	26125156500						

AMERICAN OVERSIGHT

State	2012-2016 ACS LIC Tract	Enter "YES" Below to Nominate LIC	2012-2016 Tract Poverty Rate	2012-2016 Tract Median Family Income	2012-2016 State Median Family Income	2012-2016 Core Based Statistical Area (CBSA) Median Family Income	Metro/Non-Metro
Michigan	26125156900						
Michigan	26125157000						
Michigan	26125157100						
Michigan	26125157200						
Michigan	26125157300						
Michigan	26125157400						
Michigan	26125157500						
Michigan	26125157600						
Michigan	26125157700						
Michigan	26125157800						
Michigan	26125157900						
Michigan	26125158000						
Michigan	26125158100						
Michigan	26125158200						
Michigan	26125159000						
Michigan	26125160000						
Michigan	26125160300						
Michigan	26125160400						
Michigan	26125160500						
Michigan	26125160600						
Michigan	26125160700						
Michigan	26125160800						
Michigan	26125160900						
Michigan	26125161000						
Michigan	26125161100						
Michigan	26125161200						
Michigan	26125161300						
Michigan	26125161400						
Michigan	26125161500						
Michigan	26125161600						
Michigan	26125161700						
Michigan	26125161800						
Michigan	26125161900						
Michigan	26125162000						
Michigan	26125162100						
Michigan	26125162200						
Michigan	26125162300						
Michigan	26125162400						
Michigan	26125162500						
Michigan	26125165000						
Michigan	26125165100						
Michigan	26125165200						
Michigan	26125166000						
Michigan	26125166100						
Michigan	26125166200						
Michigan	26125166400						
Michigan	26125166500						
Michigan	26125166600						

AMERICAN OVERSIGHT

State	2012-2016 ACS LIC Tract	Enter "YES" Below to Nominate LIC	2012-2016 Tract Poverty Rate	2012-2016 Tract Median Family Income	2012-2016 State Median Family Income	2012-2016 Core Based Statistical Area (CBSA) Median Family Income	Metro/Non-Metro
Michigan	26125166700						
Michigan	26125166800						
Michigan	26125166900						
Michigan	26125167000						
Michigan	26125167300						
Michigan	26125167400						
Michigan	26125167500						
Michigan	26125167800						
Michigan	26125167900						
Michigan	26125168100						
Michigan	26125168400						
Michigan	26125168500						
Michigan	26125168600						
Michigan	26125168700						
Michigan	26125168800						
Michigan	26125168900						
Michigan	26125170000						
Michigan	26125170100						
Michigan	26125170200						
Michigan	26125170300						
Michigan	26125170400						
Michigan	26125171000						
Michigan	26125171100						
Michigan	26125171200						
Michigan	26125171300						
Michigan	26125171400						
Michigan	26125171500						
Michigan	26125171600						
Michigan	26125172400						
Michigan	26125172500						
Michigan	26125173000						
Michigan	26125173100						
Michigan	26125173200						
Michigan	26125173300						
Michigan	26125173400						
Michigan	26125173500						
Michigan	26125173600						
Michigan	26125175000						
Michigan	26125175100						
Michigan	26125175200						
Michigan	26125175300						
Michigan	26125180000						
Michigan	26125180100						
Michigan	26125180200						
Michigan	26125180300						
Michigan	26125181000						
Michigan	26125181100						
Michigan	26125181200						

AMERICAN OVERSIGHT

State	2012-2016 ACS LIC Tract	Enter "YES" Below to Nominate LIC	2012-2016 Tract Poverty Rate	2012-2016 Tract Median Family Income	2012-2016 State Median Family Income	2012-2016 Core Based Statistical Area (CBSA) Median Family Income	Metro/Non-Metro
Michigan	26125181300						
Michigan	26125181400						
Michigan	26125181500						
Michigan	26125181600						
Michigan	26125183000						
Michigan	26125183100						
Michigan	26125183200						
Michigan	26125183300						
Michigan	26125183400						
Michigan	26125183500						
Michigan	26125183600						
Michigan	26125183700						
Michigan	26125183800						
Michigan	26125183900						
Michigan	26125184000						
Michigan	26125184100						
Michigan	26125184200						
Michigan	26125184300						
Michigan	26125184400						
Michigan	26125184500						
Michigan	26125184600						
Michigan	26125184700						
Michigan	26125187000						
Michigan	26125188000						
Michigan	26125188100						
Michigan	26125190200						
Michigan	26125190400						
Michigan	26125190500						
Michigan	26125190700						
Michigan	26125190800						
Michigan	26125191000						
Michigan	26125191100						
Michigan	26125191200						
Michigan	26125191300						
Michigan	26125192000						
Michigan	26125192200						
Michigan	26125192400						
Michigan	26125192500						
Michigan	26125192700						
Michigan	26125192800						
Michigan	26125193000						
Michigan	26125193100						
Michigan	26125193300						
Michigan	26125193400						
Michigan	26125193500						
Michigan	26125193600						
Michigan	26125193700						
Michigan	26125194000						

AMERICAN OVERSIGHT

State	2012-2016 ACS LIC Tract	Enter "YES" Below to Nominate LIC	2012-2016 Tract Poverty Rate	2012-2016 Tract Median Family Income	2012-2016 State Median Family Income	2012-2016 Core Based Statistical Area (CBSA) Median Family Income	Metro/Non-Metro
Michigan	26125194100						
Michigan	26125194200						
Michigan	26125194300						
Michigan	26125194400						
Michigan	26125194500						
Michigan	26125194600						
Michigan	26125196000						
Michigan	26125196100						
Michigan	26125196200						
Michigan	26125196300						
Michigan	26125196400						
Michigan	26125196500						
Michigan	26125196600						
Michigan	26125196700						
Michigan	26125196800						
Michigan	26125196900						
Michigan	26125197000						
Michigan	26125197100						
Michigan	26125197200						
Michigan	26125197300						
Michigan	26125197400						
Michigan	26125197500						
Michigan	26125197600						
Michigan	26125197701						
Michigan	26125197702						
Michigan	26125197900						
Michigan	26125198000						
Michigan	26125198100						
Michigan	26125981000						
Michigan	26127010300						
Michigan	26127010400						
Michigan	26127010500						
Michigan	26127010600						
Michigan	26127010800						
Michigan	26127010900						
Michigan	26127011000						
Michigan	26127990000						
Michigan	26129950100						
Michigan	26129950200						
Michigan	26129950300						
Michigan	26129950400						
Michigan	26129950500						
Michigan	26129950600						
Michigan	26129950900						
Michigan	26131970100						
Michigan	26131970200						
Michigan	26131970300						
Michigan	26131990100						

AMERICAN OVERSIGHT

State	2012-2016 ACS LIC Tract	Enter "YES" Below to Nominate LIC	2012-2016 Tract Poverty Rate	2012-2016 Tract Median Family Income	2012-2016 State Median Family Income	2012-2016 Core Based Statistical Area (CBSA) Median Family Income	Metro/Non-Metro
Michigan	26133970100						
Michigan	26133970200						
Michigan	26133970300						
Michigan	26133970400						
Michigan	26133970500						
Michigan	26133970600						
Michigan	26135970201						
Michigan	26135970202						
Michigan	26135970300						
Michigan	26135970400						
Michigan	26135970500						
Michigan	26137950100						
Michigan	26137950200						
Michigan	26137950300						
Michigan	26137950400						
Michigan	26137950500						
Michigan	26137950600						
Michigan	26139020100						
Michigan	26139020200						
Michigan	26139020400						
Michigan	26139020501						
Michigan	26139020503						
Michigan	26139020504						
Michigan	26139020600						
Michigan	26139020900						
Michigan	26139021000						
Michigan	26139021100						
Michigan	26139021201						
Michigan	26139021202						
Michigan	26139021301						
Michigan	26139021303						
Michigan	26139021304						
Michigan	26139021400						
Michigan	26139021500						
Michigan	26139021603						
Michigan	26139021604						
Michigan	26139021605						
Michigan	26139021606						
Michigan	26139021700						
Michigan	26139021801						
Michigan	26139021802						
Michigan	26139021901						
Michigan	26139021902						
Michigan	26139022001						
Michigan	26139022002						
Michigan	26139022103						
Michigan	26139022105						
Michigan	26139022106						

AMERICAN OVERSIGHT

State	2012-2016 ACS LIC Tract	Enter "YES" Below to Nominate LIC	2012-2016 Tract Poverty Rate	2012-2016 Tract Median Family Income	2012-2016 State Median Family Income	2012-2016 Core Based Statistical Area (CBSA) Median Family Income	Metro/Non-Metro
Michigan	26139022107						
Michigan	26139022108						
Michigan	26139022203						
Michigan	26139022206						
Michigan	26139022600						
Michigan	26139022900						
Michigan	26139023001						
Michigan	26139023002						
Michigan	26139023100						
Michigan	26139023200						
Michigan	26139023500						
Michigan	26139023600						
Michigan	26139024300						
Michigan	26139024400						
Michigan	26139024500						
Michigan	26139024600						
Michigan	26139024900						
Michigan	26139025100						
Michigan	26139025200						
Michigan	26139025500						
Michigan	26139025700						
Michigan	26139025800						
Michigan	26139990000						
Michigan	26141950100						
Michigan	26141950200						
Michigan	26141950300						
Michigan	26141950400						
Michigan	26141950500						
Michigan	26141950600						
Michigan	26141990000						
Michigan	26143970100						
Michigan	26143970200						
Michigan	26143970300						
Michigan	26143970400						
Michigan	26143970500						
Michigan	26143970600						
Michigan	26143970700						
Michigan	26143971000						
Michigan	26143971100						
Michigan	26143971200						
Michigan	26145000100						
Michigan	26145000200						
Michigan	26145000400						
Michigan	26145000600						
Michigan	26145000700						
Michigan	26145000800						
Michigan	26145000900						
Michigan	26145001000						

AMERICAN OVERSIGHT

State	2012-2016 ACS LIC Tract	Enter "YES" Below to Nominate LIC	2012-2016 Tract Poverty Rate	2012-2016 Tract Median Family Income	2012-2016 State Median Family Income	2012-2016 Core Based Statistical Area (CBSA) Median Family Income	Metro/Non-Metro
Michigan	26145001100						
Michigan	26145001200						
Michigan	26145001300						
Michigan	26145001400						
Michigan	26145001500						
Michigan	26145001600						
Michigan	26145001700						
Michigan	26145001800						
Michigan	26145001900						
Michigan	26145002000						
Michigan	26145002100						
Michigan	26145010100						
Michigan	26145010200						
Michigan	26145010302						
Michigan	26145010303						
Michigan	26145010304						
Michigan	26145010401						
Michigan	26145010402						
Michigan	26145010403						
Michigan	26145010501						
Michigan	26145010502						
Michigan	26145010600						
Michigan	26145010700						
Michigan	26145010800						
Michigan	26145011000						
Michigan	26145011100						
Michigan	26145011200						
Michigan	26145011300						
Michigan	26145011500						
Michigan	26145011600						
Michigan	26145011701						
Michigan	26145011702						
Michigan	26145011800						
Michigan	26145011901						
Michigan	26145011902						
Michigan	26145012001						
Michigan	26145012002						
Michigan	26145012003						
Michigan	26145012100						
Michigan	26145012200						
Michigan	26145012300						
Michigan	26145012400						
Michigan	26145012500						
Michigan	26145012600						
Michigan	26145012700						
Michigan	26145012900						
Michigan	26145013000						
Michigan	26145013100						

AMERICAN OVERSIGHT

State	2012-2016 ACS LIC Tract	Enter "YES" Below to Nominate LIC	2012-2016 Tract Poverty Rate	2012-2016 Tract Median Family Income	2012-2016 State Median Family Income	2012-2016 Core Based Statistical Area (CBSA) Median Family Income	Metro/Non-Metro
Michigan	26147620000						
Michigan	26147621000						
Michigan	26147622000						
Michigan	26147623000						
Michigan	26147624000						
Michigan	26147625000						
Michigan	26147626000						
Michigan	26147627000						
Michigan	26147628000						
Michigan	26147629000						
Michigan	26147630100						
Michigan	26147630400						
Michigan	26147631100						
Michigan	26147631600						
Michigan	26147632000						
Michigan	26147633100						
Michigan	26147633200						
Michigan	26147634100						
Michigan	26147634600						
Michigan	26147635000						
Michigan	26147636000						
Michigan	26147637100						
Michigan	26147637200						
Michigan	26147637300						
Michigan	26147640100						
Michigan	26147640200						
Michigan	26147640600						
Michigan	26147641000						
Michigan	26147642000						
Michigan	26147643000						
Michigan	26147644000						
Michigan	26147645000						
Michigan	26147646000						
Michigan	26147647000						
Michigan	26147648000						
Michigan	26147649000						
Michigan	26147650100						
Michigan	26147650200						
Michigan	26147651100						
Michigan	26147651200						
Michigan	26147651600						
Michigan	26147652100						
Michigan	26147652600						
Michigan	26147655100						
Michigan	26147655600						
Michigan	26147657100						
Michigan	26147657200						
Michigan	26147658100						

AMERICAN OVERSIGHT

State	2012-2016 ACS LIC Tract	Enter "YES" Below to Nominate LIC	2012-2016 Tract Poverty Rate	2012-2016 Tract Median Family Income	2012-2016 State Median Family Income	2012-2016 Core Based Statistical Area (CBSA) Median Family Income	Metro/Non-Metro
Michigan	26147658500						
Michigan	26147990000						
Michigan	26149040100						
Michigan	26149040200						
Michigan	26149040300						
Michigan	26149040400						
Michigan	26149040500						
Michigan	26149040600						
Michigan	26149040700						
Michigan	26149040800						
Michigan	26149040900						
Michigan	26149041000						
Michigan	26149041101						
Michigan	26149041102						
Michigan	26149041200						
Michigan	26149041300						
Michigan	26149041400						
Michigan	26149041500						
Michigan	26149041600						
Michigan	26151970100						
Michigan	26151970200						
Michigan	26151970300						
Michigan	26151970400						
Michigan	26151970500						
Michigan	26151970600						
Michigan	26151970700						
Michigan	26151970800						
Michigan	26151970900						
Michigan	26151971000						
Michigan	26151971100						
Michigan	26151971200						
Michigan	26151990000						
Michigan	26153000100						
Michigan	26153000200						
Michigan	26153000300						
Michigan	26153990000						
Michigan	26155030100						
Michigan	26155030200						
Michigan	26155030300						
Michigan	26155030400						
Michigan	26155030500						
Michigan	26155030600						
Michigan	26155030700						
Michigan	26155030800						
Michigan	26155031301						
Michigan	26155031302						
Michigan	26155031401						
Michigan	26155031402						

AMERICAN OVERSIGHT

State	2012-2016 ACS LIC Tract	Enter "YES" Below to Nominate LIC	2012-2016 Tract Poverty Rate	2012-2016 Tract Median Family Income	2012-2016 State Median Family Income	2012-2016 Core Based Statistical Area (CBSA) Median Family Income	Metro/Non-Metro
Michigan	26155031500						
Michigan	26155031600						
Michigan	26155031700						
Michigan	26155031800						
Michigan	26155031900						
Michigan	26157000100						
Michigan	26157000200						
Michigan	26157000300						
Michigan	26157000400						
Michigan	26157000500						
Michigan	26157000600						
Michigan	26157000700						
Michigan	26157000800						
Michigan	26157000900						
Michigan	26157001000						
Michigan	26157001100						
Michigan	26157001200						
Michigan	26157001300						
Michigan	26157990000						
Michigan	26159010100						
Michigan	26159010200						
Michigan	26159010300						
Michigan	26159010400						
Michigan	26159010500						
Michigan	26159010600						
Michigan	26159010900						
Michigan	26159011002						
Michigan	26159011300						
Michigan	26159011400						
Michigan	26159011500						
Michigan	26159011600						
Michigan	26159011800						
Michigan	26159011900						
Michigan	26159012000						
Michigan	26159990000						
Michigan	26161400100						
Michigan	26161400200						
Michigan	26161400300						
Michigan	26161400400						
Michigan	26161400500						
Michigan	26161400600						
Michigan	26161400700						
Michigan	26161400800						
Michigan	26161402100						
Michigan	26161402200						
Michigan	26161402300						
Michigan	26161402500						
Michigan	26161402600						

AMERICAN OVERSIGHT

State	2012-2016 ACS LIC Tract	Enter "YES" Below to Nominate LIC	2012-2016 Tract Poverty Rate	2012-2016 Tract Median Family Income	2012-2016 State Median Family Income	2012-2016 Core Based Statistical Area (CBSA) Median Family Income	Metro/Non-Metro
Michigan	26161402700						
Michigan	26161403100						
Michigan	26161403200						
Michigan	26161403300						
Michigan	26161403400						
Michigan	26161403500						
Michigan	26161403600						
Michigan	26161403800						
Michigan	26161404100						
Michigan	26161404200						
Michigan	26161404300						
Michigan	26161404400						
Michigan	26161404500						
Michigan	26161404600						
Michigan	26161405100						
Michigan	26161405200						
Michigan	26161405300						
Michigan	26161405400						
Michigan	26161405500						
Michigan	26161405600						
Michigan	26161406000						
Michigan	26161407000						
Michigan	26161407400						
Michigan	26161407600						
Michigan	26161410100						
Michigan	26161410200						
Michigan	26161410300						
Michigan	26161410400						
Michigan	26161410500						
Michigan	26161410600						
Michigan	26161410700						
Michigan	26161410800						
Michigan	26161410900						
Michigan	26161411000						
Michigan	26161411100						
Michigan	26161411200						
Michigan	26161411700						
Michigan	26161411900						
Michigan	26161412000						
Michigan	26161412100						
Michigan	26161412300						
Michigan	26161412600						
Michigan	26161412700						
Michigan	26161413000						
Michigan	26161413200						
Michigan	26161413401						
Michigan	26161413402						
Michigan	26161413403						

AMERICAN OVERSIGHT

State	2012-2016 ACS LIC Tract	Enter "YES" Below to Nominate LIC	2012-2016 Tract Poverty Rate	2012-2016 Tract Median Family Income	2012-2016 State Median Family Income	2012-2016 Core Based Statistical Area (CBSA) Median Family Income	Metro/Non-Metro
Michigan	26161414000						
Michigan	26161414200						
Michigan	26161414300						
Michigan	26161414500						
Michigan	26161414700						
Michigan	26161414900						
Michigan	26161415200						
Michigan	26161415400						
Michigan	26161415600						
Michigan	26161415800						
Michigan	26161416000						
Michigan	26161416200						
Michigan	26161420000						
Michigan	26161420200						
Michigan	26161421100						
Michigan	26161421900						
Michigan	26161422200						
Michigan	26161422900						
Michigan	26161423400						
Michigan	26161423600						
Michigan	26161425000						
Michigan	26161426000						
Michigan	26161431000						
Michigan	26161432000						
Michigan	26161444000						
Michigan	26161445000						
Michigan	26161446200						
Michigan	26161446400						
Michigan	26161447000						
Michigan	26161448000						
Michigan	26161453000						
Michigan	26161454000						
Michigan	26161455000						
Michigan	26161456000						
Michigan	26161461000						
Michigan	26161464000						
Michigan	26161465000						
Michigan	26161466000						
Michigan	26161984000						
Michigan	26163500100						
Michigan	26163500200						
Michigan	26163500300						
Michigan	26163500400						
Michigan	26163500500						
Michigan	26163500600						
Michigan	26163500700						
Michigan	26163500800						
Michigan	26163500900						

AMERICAN OVERSIGHT

State	2012-2016 ACS LIC Tract	Enter "YES" Below to Nominate LIC	2012-2016 Tract Poverty Rate	2012-2016 Tract Median Family Income	2012-2016 State Median Family Income	2012-2016 Core Based Statistical Area (CBSA) Median Family Income	Metro/Non-Metro
Michigan	26163501000						
Michigan	26163501100						
Michigan	26163501200						
Michigan	26163501300						
Michigan	26163501400						
Michigan	26163501500						
Michigan	26163501600						
Michigan	26163501700						
Michigan	26163501800						
Michigan	26163501900						
Michigan	26163502000						
Michigan	26163503100						
Michigan	26163503200						
Michigan	26163503300						
Michigan	26163503400						
Michigan	26163503500						
Michigan	26163503600						
Michigan	26163503900						
Michigan	26163504000						
Michigan	26163504100						
Michigan	26163504200						
Michigan	26163504300						
Michigan	26163504400						
Michigan	26163504700						
Michigan	26163504800						
Michigan	26163504900						
Michigan	26163505000						
Michigan	26163505100						
Michigan	26163505200						
Michigan	26163505400						
Michigan	26163505500						
Michigan	26163506100						
Michigan	26163506200						
Michigan	26163506300						
Michigan	26163506400						
Michigan	26163506500						
Michigan	26163506600						
Michigan	26163506700						
Michigan	26163506800						
Michigan	26163506900						
Michigan	26163507000						
Michigan	26163507100						
Michigan	26163507200						
Michigan	26163507300						
Michigan	26163507400						
Michigan	26163507500						
Michigan	26163507800						
Michigan	26163507900						

AMERICAN OVERSIGHT

State	2012-2016 ACS LIC Tract	Enter "YES" Below to Nominate LIC	2012-2016 Tract Poverty Rate	2012-2016 Tract Median Family Income	2012-2016 State Median Family Income	2012-2016 Core Based Statistical Area (CBSA) Median Family Income	Metro/Non-Metro
Michigan	26163508000						
Michigan	26163508100						
Michigan	26163510400						
Michigan	26163510500						
Michigan	26163510600						
Michigan	26163510700						
Michigan	26163511000						
Michigan	26163511200						
Michigan	26163511300						
Michigan	26163511400						
Michigan	26163511900						
Michigan	26163512100						
Michigan	26163512200						
Michigan	26163512300						
Michigan	26163512400						
Michigan	26163512600						
Michigan	26163512900						
Michigan	26163513200						
Michigan	26163513300						
Michigan	26163513600						
Michigan	26163513700						
Michigan	26163513900						
Michigan	26163514100						
Michigan	26163514200						
Michigan	26163514300						
Michigan	26163514500						
Michigan	26163515200						
Michigan	26163515300						
Michigan	26163515400						
Michigan	26163515600						
Michigan	26163515700						
Michigan	26163515900						
Michigan	26163516000						
Michigan	26163516100						
Michigan	26163516200						
Michigan	26163516300						
Michigan	26163516400						
Michigan	26163516500						
Michigan	26163516600						
Michigan	26163516700						
Michigan	26163516800						
Michigan	26163516900						
Michigan	26163517000						
Michigan	26163517100						
Michigan	26163517200						
Michigan	26163517300						
Michigan	26163517500						
Michigan	26163518000						

AMERICAN OVERSIGHT

State	2012-2016 ACS LIC Tract	Enter "YES" Below to Nominate LIC	2012-2016 Tract Poverty Rate	2012-2016 Tract Median Family Income	2012-2016 State Median Family Income	2012-2016 Core Based Statistical Area (CBSA) Median Family Income	Metro/Non-Metro
Michigan	26163518400						
Michigan	26163518500						
Michigan	26163518600						
Michigan	26163518800						
Michigan	26163518900						
Michigan	26163520200						
Michigan	26163520300						
Michigan	26163520400						
Michigan	26163520700						
Michigan	26163520800						
Michigan	26163521100						
Michigan	26163521300						
Michigan	26163521400						
Michigan	26163521500						
Michigan	26163521800						
Michigan	26163521900						
Michigan	26163522000						
Michigan	26163522100						
Michigan	26163522200						
Michigan	26163522300						
Michigan	26163522400						
Michigan	26163522500						
Michigan	26163523100						
Michigan	26163523200						
Michigan	26163523300						
Michigan	26163523400						
Michigan	26163523800						
Michigan	26163524000						
Michigan	26163524100						
Michigan	26163524200						
Michigan	26163524300						
Michigan	26163524500						
Michigan	26163524700						
Michigan	26163524800						
Michigan	26163524900						
Michigan	26163525000						
Michigan	26163525400						
Michigan	26163525500						
Michigan	26163525600						
Michigan	26163525700						
Michigan	26163525800						
Michigan	26163526000						
Michigan	26163526100						
Michigan	26163526200						
Michigan	26163526300						
Michigan	26163526400						
Michigan	26163526500						
Michigan	26163527200						

AMERICAN OVERSIGHT

State	2012-2016 ACS LIC Tract	Enter "YES" Below to Nominate LIC	2012-2016 Tract Poverty Rate	2012-2016 Tract Median Family Income	2012-2016 State Median Family Income	2012-2016 Core Based Statistical Area (CBSA) Median Family Income	Metro/Non-Metro
Michigan	26163527300						
Michigan	26163530100						
Michigan	26163530200						
Michigan	26163530300						
Michigan	26163530400						
Michigan	26163530500						
Michigan	26163530800						
Michigan	26163530900						
Michigan	26163531100						
Michigan	26163531200						
Michigan	26163531300						
Michigan	26163531400						
Michigan	26163531500						
Michigan	26163531600						
Michigan	26163531700						
Michigan	26163531800						
Michigan	26163531900						
Michigan	26163532200						
Michigan	26163532300						
Michigan	26163532400						
Michigan	26163532600						
Michigan	26163532700						
Michigan	26163533000						
Michigan	26163533100						
Michigan	26163533200						
Michigan	26163533300						
Michigan	26163533400						
Michigan	26163533500						
Michigan	26163533600						
Michigan	26163533700						
Michigan	26163533900						
Michigan	26163534100						
Michigan	26163534200						
Michigan	26163534300						
Michigan	26163534400						
Michigan	26163534500						
Michigan	26163534600						
Michigan	26163534700						
Michigan	26163535000						
Michigan	26163535100						
Michigan	26163535200						
Michigan	26163535300						
Michigan	26163535400						
Michigan	26163535500						
Michigan	26163535600						
Michigan	26163535700						
Michigan	26163536100						
Michigan	26163536200						

AMERICAN OVERSIGHT

State	2012-2016 ACS LIC Tract	Enter "YES" Below to Nominate LIC	2012-2016 Tract Poverty Rate	2012-2016 Tract Median Family Income	2012-2016 State Median Family Income	2012-2016 Core Based Statistical Area (CBSA) Median Family Income	Metro/Non-Metro
Michigan	26163536300						
Michigan	26163536400						
Michigan	26163536500						
Michigan	26163536600						
Michigan	26163536700						
Michigan	26163536800						
Michigan	26163536900						
Michigan	26163537000						
Michigan	26163537100						
Michigan	26163537200						
Michigan	26163537300						
Michigan	26163537500						
Michigan	26163537600						
Michigan	26163537700						
Michigan	26163537800						
Michigan	26163538100						
Michigan	26163538200						
Michigan	26163538300						
Michigan	26163538400						
Michigan	26163538500						
Michigan	26163538600						
Michigan	26163538700						
Michigan	26163538800						
Michigan	26163538900						
Michigan	26163539000						
Michigan	26163539100						
Michigan	26163539200						
Michigan	26163539300						
Michigan	26163539400						
Michigan	26163539500						
Michigan	26163539600						
Michigan	26163539700						
Michigan	26163540100						
Michigan	26163540200						
Michigan	26163540300						
Michigan	26163540400						
Michigan	26163540500						
Michigan	26163540600						
Michigan	26163540700						
Michigan	26163540800						
Michigan	26163540900						
Michigan	26163541000						
Michigan	26163541100						
Michigan	26163541200						
Michigan	26163541300						
Michigan	26163541400						
Michigan	26163541500						
Michigan	26163541700						

AMERICAN OVERSIGHT

State	2012-2016 ACS LIC Tract	Enter "YES" Below to Nominate LIC	2012-2016 Tract Poverty Rate	2012-2016 Tract Median Family Income	2012-2016 State Median Family Income	2012-2016 Core Based Statistical Area (CBSA) Median Family Income	Metro/Non-Metro
Michigan	26163541800						
Michigan	26163542100						
Michigan	26163542200						
Michigan	26163542300						
Michigan	26163542400						
Michigan	26163542500						
Michigan	26163542600						
Michigan	26163542700						
Michigan	26163542800						
Michigan	26163542900						
Michigan	26163543000						
Michigan	26163543100						
Michigan	26163543200						
Michigan	26163543400						
Michigan	26163543500						
Michigan	26163543600						
Michigan	26163543700						
Michigan	26163543800						
Michigan	26163543900						
Michigan	26163544000						
Michigan	26163544100						
Michigan	26163544200						
Michigan	26163544300						
Michigan	26163545100						
Michigan	26163545200						
Michigan	26163545300						
Michigan	26163545400						
Michigan	26163545500						
Michigan	26163545600						
Michigan	26163545700						
Michigan	26163545800						
Michigan	26163545900						
Michigan	26163546000						
Michigan	26163546100						
Michigan	26163546200						
Michigan	26163546300						
Michigan	26163546400						
Michigan	26163546500						
Michigan	26163546600						
Michigan	26163546700						
Michigan	26163546800						
Michigan	26163546900						
Michigan	26163550100						
Michigan	26163550200						
Michigan	26163550300						
Michigan	26163550400						
Michigan	26163550500						
Michigan	26163550600						

AMERICAN OVERSIGHT

State	2012-2016 ACS LIC Tract	Enter "YES" Below to Nominate LIC	2012-2016 Tract Poverty Rate	2012-2016 Tract Median Family Income	2012-2016 State Median Family Income	2012-2016 Core Based Statistical Area (CBSA) Median Family Income	Metro/Non-Metro
Michigan	26163550700						
Michigan	26163550800						
Michigan	26163550900						
Michigan	26163551100						
Michigan	26163551200						
Michigan	26163551300						
Michigan	26163551400						
Michigan	26163551500						
Michigan	26163551600						
Michigan	26163551700						
Michigan	26163551800						
Michigan	26163552000						
Michigan	26163552100						
Michigan	26163552200						
Michigan	26163552300						
Michigan	26163552400						
Michigan	26163552800						
Michigan	26163553000						
Michigan	26163553100						
Michigan	26163553200						
Michigan	26163553300						
Michigan	26163553400						
Michigan	26163553600						
Michigan	26163553800						
Michigan	26163554100						
Michigan	26163554200						
Michigan	26163554300						
Michigan	26163554400						
Michigan	26163554500						
Michigan	26163554600						
Michigan	26163554700						
Michigan	26163554800						
Michigan	26163554900						
Michigan	26163555100						
Michigan	26163555300						
Michigan	26163555400						
Michigan	26163555500						
Michigan	26163555600						
Michigan	26163556100						
Michigan	26163556200						
Michigan	26163556300						
Michigan	26163556400						
Michigan	26163556500						
Michigan	26163556600						
Michigan	26163556700						
Michigan	26163556800						
Michigan	26163556900						
Michigan	26163557000						

AMERICAN OVERSIGHT

State	2012-2016 ACS LIC Tract	Enter "YES" Below to Nominate LIC	2012-2016 Tract Poverty Rate	2012-2016 Tract Median Family Income	2012-2016 State Median Family Income	2012-2016 Core Based Statistical Area (CBSA) Median Family Income	Metro/Non-Metro
Michigan	26163557100						
Michigan	26163557200						
Michigan	26163557300						
Michigan	26163557400						
Michigan	26163557500						
Michigan	26163557600						
Michigan	26163557700						
Michigan	26163557900						
Michigan	26163558000						
Michigan	26163558100						
Michigan	26163558200						
Michigan	26163558300						
Michigan	26163558400						
Michigan	26163558500						
Michigan	26163558600						
Michigan	26163558700						
Michigan	26163558800						
Michigan	26163558900						
Michigan	26163559000						
Michigan	26163559100						
Michigan	26163559200						
Michigan	26163560100						
Michigan	26163560200						
Michigan	26163560300						
Michigan	26163560400						
Michigan	26163561200						
Michigan	26163561300						
Michigan	26163561600						
Michigan	26163561700						
Michigan	26163561900						
Michigan	26163562300						
Michigan	26163562400						
Michigan	26163562500						
Michigan	26163562600						
Michigan	26163562700						
Michigan	26163562800						
Michigan	26163562900						
Michigan	26163563200						
Michigan	26163563300						
Michigan	26163563400						
Michigan	26163563500						
Michigan	26163563600						
Michigan	26163563700						
Michigan	26163563800						
Michigan	26163563900						
Michigan	26163564000						
Michigan	26163564100						
Michigan	26163564200						

AMERICAN OVERSIGHT

State	2012-2016 ACS LIC Tract	Enter "YES" Below to Nominate LIC	2012-2016 Tract Poverty Rate	2012-2016 Tract Median Family Income	2012-2016 State Median Family Income	2012-2016 Core Based Statistical Area (CBSA) Median Family Income	Metro/Non-Metro
Michigan	26163564300						
Michigan	26163564401						
Michigan	26163564402						
Michigan	26163564501						
Michigan	26163564502						
Michigan	26163564503						
Michigan	26163564504						
Michigan	26163564600						
Michigan	26163564700						
Michigan	26163564800						
Michigan	26163564900						
Michigan	26163565000						
Michigan	26163565100						
Michigan	26163565200						
Michigan	26163565300						
Michigan	26163565600						
Michigan	26163565700						
Michigan	26163565800						
Michigan	26163565900						
Michigan	26163566400						
Michigan	26163566500						
Michigan	26163566600						
Michigan	26163566700						
Michigan	26163566800						
Michigan	26163566900						
Michigan	26163567000						
Michigan	26163567100						
Michigan	26163567201						
Michigan	26163567202						
Michigan	26163567300						
Michigan	26163567400						
Michigan	26163567800						
Michigan	26163567900						
Michigan	26163568000						
Michigan	26163568200						
Michigan	26163568300						
Michigan	26163568400						
Michigan	26163568500						
Michigan	26163568700						
Michigan	26163568800						
Michigan	26163568900						
Michigan	26163569100						
Michigan	26163569200						
Michigan	26163569300						
Michigan	26163569400						
Michigan	26163569500						
Michigan	26163569600						
Michigan	26163569700						

AMERICAN OVERSIGHT

State	2012-2016 ACS LIC Tract	Enter "YES" Below to Nominate LIC	2012-2016 Tract Poverty Rate	2012-2016 Tract Median Family Income	2012-2016 State Median Family Income	2012-2016 Core Based Statistical Area (CBSA) Median Family Income	Metro/Non-Metro
Michigan	26163569800						
Michigan	26163569900						
Michigan	26163570100						
Michigan	26163570200						
Michigan	26163570400						
Michigan	26163570500						
Michigan	26163570600						
Michigan	26163570800						
Michigan	26163570900						
Michigan	26163571000						
Michigan	26163571500						
Michigan	26163571600						
Michigan	26163571700						
Michigan	26163571800						
Michigan	26163571900						
Michigan	26163572000						
Michigan	26163572100						
Michigan	26163572200						
Michigan	26163572400						
Michigan	26163572500						
Michigan	26163572600						
Michigan	26163572700						
Michigan	26163572800						
Michigan	26163572900						
Michigan	26163573000						
Michigan	26163573100						
Michigan	26163573300						
Michigan	26163573400						
Michigan	26163573500						
Michigan	26163573600						
Michigan	26163573701						
Michigan	26163573702						
Michigan	26163573800						
Michigan	26163573900						
Michigan	26163574000						
Michigan	26163574100						
Michigan	26163574202						
Michigan	26163574300						
Michigan	26163574600						
Michigan	26163574700						
Michigan	26163574800						
Michigan	26163574900						
Michigan	26163575000						
Michigan	26163575100						
Michigan	26163575200						
Michigan	26163575300						
Michigan	26163575400						
Michigan	26163575500						

AMERICAN OVERSIGHT

State	2012-2016 ACS LIC Tract	Enter "YES" Below to Nominate LIC	2012-2016 Tract Poverty Rate	2012-2016 Tract Median Family Income	2012-2016 State Median Family Income	2012-2016 Core Based Statistical Area (CBSA) Median Family Income	Metro/Non-Metro
Michigan	26163575600						
Michigan	26163576000						
Michigan	26163576100						
Michigan	26163576200						
Michigan	26163576300						
Michigan	26163576400						
Michigan	26163576500						
Michigan	26163576600						
Michigan	26163576700						
Michigan	26163577000						
Michigan	26163577100						
Michigan	26163577200						
Michigan	26163577300						
Michigan	26163577400						
Michigan	26163577500						
Michigan	26163577600						
Michigan	26163577700						
Michigan	26163577800						
Michigan	26163577900						
Michigan	26163578000						
Michigan	26163578500						
Michigan	26163578600						
Michigan	26163579100						
Michigan	26163579200						
Michigan	26163579300						
Michigan	26163579500						
Michigan	26163579600						
Michigan	26163579700						
Michigan	26163579800						
Michigan	26163579900						
Michigan	26163580100						
Michigan	26163580200						
Michigan	26163580300						
Michigan	26163580400						
Michigan	26163580500						
Michigan	26163580600						
Michigan	26163580700						
Michigan	26163580800						
Michigan	26163580900						
Michigan	26163581100						
Michigan	26163581200						
Michigan	26163581500						
Michigan	26163581600						
Michigan	26163581800						
Michigan	26163581900						
Michigan	26163582000						
Michigan	26163582100						
Michigan	26163583000						

AMERICAN OVERSIGHT

State	2012-2016 ACS LIC Tract	Enter "YES" Below to Nominate LIC	2012-2016 Tract Poverty Rate	2012-2016 Tract Median Family Income	2012-2016 State Median Family Income	2012-2016 Core Based Statistical Area (CBSA) Median Family Income	Metro/Non-Metro
Michigan	26163583100						
Michigan	26163583200						
Michigan	26163583300						
Michigan	26163583400						
Michigan	26163583500						
Michigan	26163583600						
Michigan	26163583700						
Michigan	26163583800						
Michigan	26163583900						
Michigan	26163584000						
Michigan	26163584100						
Michigan	26163584200						
Michigan	26163584300						
Michigan	26163584400						
Michigan	26163584500						
Michigan	26163584600						
Michigan	26163584700						
Michigan	26163584800						
Michigan	26163585500						
Michigan	26163585600						
Michigan	26163585700						
Michigan	26163585800						
Michigan	26163585900						
Michigan	26163586200						
Michigan	26163586300						
Michigan	26163587000						
Michigan	26163587900						
Michigan	26163588000						
Michigan	26163588100						
Michigan	26163588200						
Michigan	26163588300						
Michigan	26163588400						
Michigan	26163589300						
Michigan	26163589400						
Michigan	26163590400						
Michigan	26163590500						
Michigan	26163590600						
Michigan	26163591501						
Michigan	26163591502						
Michigan	26163591600						
Michigan	26163591700						
Michigan	26163591800						
Michigan	26163591900						
Michigan	26163592000						
Michigan	26163593000						
Michigan	26163593200						
Michigan	26163593300						
Michigan	26163594000						

AMERICAN OVERSIGHT

State	2012-2016 ACS LIC Tract	Enter "YES" Below to Nominate LIC	2012-2016 Tract Poverty Rate	2012-2016 Tract Median Family Income	2012-2016 State Median Family Income	2012-2016 Core Based Statistical Area (CBSA) Median Family Income	Metro/Non-Metro
Michigan	26163594100						
Michigan	26163594200						
Michigan	26163594300						
Michigan	26163594400						
Michigan	26163594500						
Michigan	26163595000						
Michigan	26163595100						
Michigan	26163595200						
Michigan	26163596100						
Michigan	26163596200						
Michigan	26163596300						
Michigan	26163597000						
Michigan	26163598000						
Michigan	26163599000						
Michigan	26163599100						
Michigan	26163985000						
Michigan	26163985100						
Michigan	26163985200						
Michigan	26163985300						
Michigan	26163985400						
Michigan	26163985500						
Michigan	26163985600						
Michigan	26163985700						
Michigan	26163985900						
Michigan	26163990100						
Michigan	26163990200						
Michigan	26165380100						
Michigan	26165380200						
Michigan	26165380300						
Michigan	26165380400						
Michigan	26165380500						
Michigan	26165380600						
Michigan	26165380700						
Michigan	26165380800						
Minnesota	27001770100						
Minnesota	27001770200						
Minnesota	27001770300						
Minnesota	27001770400						
Minnesota	27001790501						
Minnesota	27001790502						
Minnesota	27003050107						
Minnesota	27003050108						
Minnesota	27003050109						
Minnesota	27003050110						
Minnesota	27003050111						
Minnesota	27003050114						
Minnesota	27003050115						
Minnesota	27003050116						

AMERICAN OVERSIGHT

State	2012-2016 ACS LIC Tract	Enter "YES" Below to Nominate LIC	2012-2016 Tract Poverty Rate	2012-2016 Tract Median Family Income	2012-2016 State Median Family Income	2012-2016 Core Based Statistical Area (CBSA) Median Family Income	Metro/Non-Metro
Minnesota	27003050208						
Minnesota	27003050210						
Minnesota	27003050215						
Minnesota	27003050216						
Minnesota	27003050217						
Minnesota	27003050218						
Minnesota	27003050219						
Minnesota	27003050220						
Minnesota	27003050221						
Minnesota	27003050222						
Minnesota	27003050223						
Minnesota	27003050224						
Minnesota	27003050225						
Minnesota	27003050226						
Minnesota	27003050227						
Minnesota	27003050228						
Minnesota	27003050229						
Minnesota	27003050230						
Minnesota	27003050232						
Minnesota	27003050233						
Minnesota	27003050234						
Minnesota	27003050235						
Minnesota	27003050236						
Minnesota	27003050237						
Minnesota	27003050401						
Minnesota	27003050402						
Minnesota	27003050501						
Minnesota	27003050504						
Minnesota	27003050505						
Minnesota	27003050602						
Minnesota	27003050605						
Minnesota	27003050606						
Minnesota	27003050607						
Minnesota	27003050608						
Minnesota	27003050609						
Minnesota	27003050610						
Minnesota	27003050702						
Minnesota	27003050704						
Minnesota	27003050706						
Minnesota	27003050707						
Minnesota	27003050709						
Minnesota	27003050710						
Minnesota	27003050711						
Minnesota	27003050712						
Minnesota	27003050805						
Minnesota	27003050806						
Minnesota	27003050807						
Minnesota	27003050808						

AMERICAN OVERSIGHT

State	2012-2016 ACS LIC Tract	Enter "YES" Below to Nominate LIC	2012-2016 Tract Poverty Rate	2012-2016 Tract Median Family Income	2012-2016 State Median Family Income	2012-2016 Core Based Statistical Area (CBSA) Median Family Income	Metro/Non-Metro
Minnesota	27003050809						
Minnesota	27003050810						
Minnesota	27003050811						
Minnesota	27003050813						
Minnesota	27003050816						
Minnesota	27003050818						
Minnesota	27003050819						
Minnesota	27003050820						
Minnesota	27003050821						
Minnesota	27003050901						
Minnesota	27003050902						
Minnesota	27003051001						
Minnesota	27003051002						
Minnesota	27003051101						
Minnesota	27003051102						
Minnesota	27003051103						
Minnesota	27003051201						
Minnesota	27003051202						
Minnesota	27003051203						
Minnesota	27003051206						
Minnesota	27003051302						
Minnesota	27003051304						
Minnesota	27003051305						
Minnesota	27003051400						
Minnesota	27003051501						
Minnesota	27003051502						
Minnesota	27003051600						
Minnesota	27005450100						
Minnesota	27005450200						
Minnesota	27005450300						
Minnesota	27005450400						
Minnesota	27005450500						
Minnesota	27005450600						
Minnesota	27005450700						
Minnesota	27005450800						
Minnesota	27005450900						
Minnesota	27005940000						
Minnesota	27007450100						
Minnesota	27007450200						
Minnesota	27007450300						
Minnesota	27007450400						
Minnesota	27007450500						
Minnesota	27007450600						
Minnesota	27007450701						
Minnesota	27007450702						
Minnesota	27007940001						
Minnesota	27007940002						
Minnesota	27009020100						

AMERICAN OVERSIGHT

State	2012-2016 ACS LIC Tract	Enter "YES" Below to Nominate LIC	2012-2016 Tract Poverty Rate	2012-2016 Tract Median Family Income	2012-2016 State Median Family Income	2012-2016 Core Based Statistical Area (CBSA) Median Family Income	Metro/Non-Metro
Minnesota	27009020202						
Minnesota	27009020203						
Minnesota	27009020205						
Minnesota	27009020206						
Minnesota	27009020300						
Minnesota	27009021101						
Minnesota	27009021102						
Minnesota	27009021200						
Minnesota	27011950100						
Minnesota	27011950200						
Minnesota	27011950300						
Minnesota	27013170100						
Minnesota	27013170200						
Minnesota	27013170300						
Minnesota	27013170400						
Minnesota	27013170500						
Minnesota	27013170600						
Minnesota	27013170700						
Minnesota	27013170800						
Minnesota	27013170900						
Minnesota	27013171000						
Minnesota	27013171101						
Minnesota	27013171202						
Minnesota	27013171300						
Minnesota	27013171400						
Minnesota	27013171500						
Minnesota	27013171600						
Minnesota	27015960101						
Minnesota	27015960102						
Minnesota	27015960200						
Minnesota	27015960300						
Minnesota	27015960400						
Minnesota	27015960500						
Minnesota	27015960600						
Minnesota	27015960700						
Minnesota	27017070100						
Minnesota	27017070200						
Minnesota	27017070300						
Minnesota	27017070400						
Minnesota	27017070500						
Minnesota	27017070600						
Minnesota	27017940000						
Minnesota	27019090100						
Minnesota	27019090200						
Minnesota	27019090301						
Minnesota	27019090302						
Minnesota	27019090401						
Minnesota	27019090402						

AMERICAN OVERSIGHT

State	2012-2016 ACS LIC Tract	Enter "YES" Below to Nominate LIC	2012-2016 Tract Poverty Rate	2012-2016 Tract Median Family Income	2012-2016 State Median Family Income	2012-2016 Core Based Statistical Area (CBSA) Median Family Income	Metro/Non-Metro
Minnesota	27019090501						
Minnesota	27019090502						
Minnesota	27019090503						
Minnesota	27019090601						
Minnesota	27019090602						
Minnesota	27019090701						
Minnesota	27019090702						
Minnesota	27019090800						
Minnesota	27019090900						
Minnesota	27019091000						
Minnesota	27019091100						
Minnesota	27019091201						
Minnesota	27019091202						
Minnesota	27021940001						
Minnesota	27021940002						
Minnesota	27021960100						
Minnesota	27021960200						
Minnesota	27021960301						
Minnesota	27021960302						
Minnesota	27021960600						
Minnesota	27021960700						
Minnesota	27021960801						
Minnesota	27021960802						
Minnesota	27023950300						
Minnesota	27023950400						
Minnesota	27023950500						
Minnesota	27023950600						
Minnesota	27025110100						
Minnesota	27025110200						
Minnesota	27025110301						
Minnesota	27025110302						
Minnesota	27025110401						
Minnesota	27025110402						
Minnesota	27025110501						
Minnesota	27025110502						
Minnesota	27025110600						
Minnesota	27025110700						
Minnesota	27027020100						
Minnesota	27027020202						
Minnesota	27027020300						
Minnesota	27027020400						
Minnesota	27027020500						
Minnesota	27027020600						
Minnesota	27027030102						
Minnesota	27027030103						
Minnesota	27027030104						
Minnesota	27027030106						
Minnesota	27027030107						

AMERICAN OVERSIGHT

State	2012-2016 ACS LIC Tract	Enter "YES" Below to Nominate LIC	2012-2016 Tract Poverty Rate	2012-2016 Tract Median Family Income	2012-2016 State Median Family Income	2012-2016 Core Based Statistical Area (CBSA) Median Family Income	Metro/Non-Metro
Minnesota	27027030201						
Minnesota	27027030202						
Minnesota	27029000100						
Minnesota	27029000200						
Minnesota	27029000300						
Minnesota	27031480100						
Minnesota	27031480200						
Minnesota	27031990000						
Minnesota	27033270100						
Minnesota	27033270200						
Minnesota	27033270300						
Minnesota	27033270400						
Minnesota	27035950100						
Minnesota	27035950204						
Minnesota	27035950400						
Minnesota	27035950501						
Minnesota	27035950502						
Minnesota	27035950700						
Minnesota	27035950800						
Minnesota	27035950900						
Minnesota	27035951000						
Minnesota	27035951100						
Minnesota	27035951200						
Minnesota	27035951301						
Minnesota	27035951302						
Minnesota	27035951400						
Minnesota	27035951600						
Minnesota	27035951700						
Minnesota	27037060101						
Minnesota	27037060102						
Minnesota	27037060103						
Minnesota	27037060104						
Minnesota	27037060105						
Minnesota	27037060201						
Minnesota	27037060202						
Minnesota	27037060301						
Minnesota	27037060302						
Minnesota	27037060401						
Minnesota	27037060402						
Minnesota	27037060502						
Minnesota	27037060503						
Minnesota	27037060505						
Minnesota	27037060506						
Minnesota	27037060507						
Minnesota	27037060508						
Minnesota	27037060509						
Minnesota	27037060603						
Minnesota	27037060604						

AMERICAN OVERSIGHT

State	2012-2016 ACS LIC Tract	Enter "YES" Below to Nominate LIC	2012-2016 Tract Poverty Rate	2012-2016 Tract Median Family Income	2012-2016 State Median Family Income	2012-2016 Core Based Statistical Area (CBSA) Median Family Income	Metro/Non-Metro
Minnesota	27037060605						
Minnesota	27037060606						
Minnesota	27037060709						
Minnesota	27037060710						
Minnesota	27037060711						
Minnesota	27037060713						
Minnesota	27037060714						
Minnesota	27037060716						
Minnesota	27037060717						
Minnesota	27037060721						
Minnesota	27037060725						
Minnesota	27037060726						
Minnesota	27037060727						
Minnesota	27037060728						
Minnesota	27037060729						
Minnesota	27037060730						
Minnesota	27037060731						
Minnesota	27037060732						
Minnesota	27037060733						
Minnesota	27037060734						
Minnesota	27037060735						
Minnesota	27037060737						
Minnesota	27037060738						
Minnesota	27037060739						
Minnesota	27037060741						
Minnesota	27037060742						
Minnesota	27037060743						
Minnesota	27037060744						
Minnesota	27037060745						
Minnesota	27037060746						
Minnesota	27037060747						
Minnesota	27037060748						
Minnesota	27037060749						
Minnesota	27037060750						
Minnesota	27037060805						
Minnesota	27037060806						
Minnesota	27037060811						
Minnesota	27037060812						
Minnesota	27037060813						
Minnesota	27037060814						
Minnesota	27037060815						
Minnesota	27037060816						
Minnesota	27037060817						
Minnesota	27037060818						
Minnesota	27037060819						
Minnesota	27037060820						
Minnesota	27037060821						
Minnesota	27037060822						

AMERICAN OVERSIGHT

State	2012-2016 ACS LIC Tract	Enter "YES" Below to Nominate LIC	2012-2016 Tract Poverty Rate	2012-2016 Tract Median Family Income	2012-2016 State Median Family Income	2012-2016 Core Based Statistical Area (CBSA) Median Family Income	Metro/Non-Metro
Minnesota	27037060823						
Minnesota	27037060824						
Minnesota	27037060825						
Minnesota	27037060826						
Minnesota	27037060828						
Minnesota	27037060829						
Minnesota	27037060902						
Minnesota	27037060904						
Minnesota	27037060905						
Minnesota	27037060906						
Minnesota	27037060907						
Minnesota	27037061001						
Minnesota	27037061003						
Minnesota	27037061004						
Minnesota	27037061005						
Minnesota	27037061007						
Minnesota	27037061008						
Minnesota	27037061009						
Minnesota	27037061102						
Minnesota	27037061105						
Minnesota	27037061106						
Minnesota	27037061107						
Minnesota	27037061108						
Minnesota	27037061401						
Minnesota	27037061402						
Minnesota	27037061501						
Minnesota	27037061502						
Minnesota	27039950100						
Minnesota	27039950200						
Minnesota	27039950300						
Minnesota	27039950400						
Minnesota	27039950500						
Minnesota	27041450100						
Minnesota	27041450200						
Minnesota	27041450500						
Minnesota	27041450600						
Minnesota	27041450701						
Minnesota	27041450702						
Minnesota	27041450800						
Minnesota	27041450900						
Minnesota	27041451000						
Minnesota	27043460100						
Minnesota	27043460200						
Minnesota	27043460300						
Minnesota	27043460400						
Minnesota	27043460500						
Minnesota	27043460600						
Minnesota	27045960100						

AMERICAN OVERSIGHT

State	2012-2016 ACS LIC Tract	Enter "YES" Below to Nominate LIC	2012-2016 Tract Poverty Rate	2012-2016 Tract Median Family Income	2012-2016 State Median Family Income	2012-2016 Core Based Statistical Area (CBSA) Median Family Income	Metro/Non-Metro
Minnesota	27045960200						
Minnesota	27045960300						
Minnesota	27045960400						
Minnesota	27045960500						
Minnesota	27045960600						
Minnesota	27047180100						
Minnesota	27047180200						
Minnesota	27047180300						
Minnesota	27047180400						
Minnesota	27047180500						
Minnesota	27047180600						
Minnesota	27047180700						
Minnesota	27047180800						
Minnesota	27047180900						
Minnesota	27047181000						
Minnesota	27049080101						
Minnesota	27049080102						
Minnesota	27049080200						
Minnesota	27049080300						
Minnesota	27049080400						
Minnesota	27049080500						
Minnesota	27049080600						
Minnesota	27049080700						
Minnesota	27049080800						
Minnesota	27049080900						
Minnesota	27051070100						
Minnesota	27051070200						
Minnesota	27053000101						
Minnesota	27053000102						
Minnesota	27053000300						
Minnesota	27053000601						
Minnesota	27053000603						
Minnesota	27053001100						
Minnesota	27053001700						
Minnesota	27053002200						
Minnesota	27053002400						
Minnesota	27053002700						
Minnesota	27053003200						
Minnesota	27053003300						
Minnesota	27053003800						
Minnesota	27053005901						
Minnesota	27053005902						
Minnesota	27053006800						
Minnesota	27053007700						
Minnesota	27053007801						
Minnesota	27053008100						
Minnesota	27053008200						
Minnesota	27053008300						

AMERICAN OVERSIGHT

State	2012-2016 ACS LIC Tract	Enter "YES" Below to Nominate LIC	2012-2016 Tract Poverty Rate	2012-2016 Tract Median Family Income	2012-2016 State Median Family Income	2012-2016 Core Based Statistical Area (CBSA) Median Family Income	Metro/Non-Metro
Minnesota	27053008400						
Minnesota	27053008500						
Minnesota	27053009500						
Minnesota	27053009600						
Minnesota	27053010600						
Minnesota	27053010700						
Minnesota	27053011000						
Minnesota	27053011703						
Minnesota	27053011704						
Minnesota	27053011800						
Minnesota	27053011998						
Minnesota	27053012001						
Minnesota	27053012003						
Minnesota	27053012101						
Minnesota	27053012102						
Minnesota	27053020101						
Minnesota	27053020102						
Minnesota	27053020200						
Minnesota	27053020301						
Minnesota	27053020302						
Minnesota	27053020303						
Minnesota	27053020304						
Minnesota	27053020400						
Minnesota	27053020500						
Minnesota	27053020600						
Minnesota	27053020700						
Minnesota	27053020801						
Minnesota	27053020804						
Minnesota	27053020902						
Minnesota	27053020903						
Minnesota	27053021001						
Minnesota	27053021002						
Minnesota	27053021100						
Minnesota	27053021200						
Minnesota	27053021300						
Minnesota	27053021400						
Minnesota	27053021501						
Minnesota	27053021502						
Minnesota	27053021503						
Minnesota	27053021504						
Minnesota	27053021505						
Minnesota	27053021601						
Minnesota	27053021602						
Minnesota	27053021700						
Minnesota	27053021800						
Minnesota	27053021900						
Minnesota	27053022000						
Minnesota	27053022101						

AMERICAN OVERSIGHT

State	2012-2016 ACS LIC Tract	Enter "YES" Below to Nominate LIC	2012-2016 Tract Poverty Rate	2012-2016 Tract Median Family Income	2012-2016 State Median Family Income	2012-2016 Core Based Statistical Area (CBSA) Median Family Income	Metro/Non-Metro
Minnesota	27053022102						
Minnesota	27053022200						
Minnesota	27053022301						
Minnesota	27053022302						
Minnesota	27053022400						
Minnesota	27053022700						
Minnesota	27053022801						
Minnesota	27053022802						
Minnesota	27053022901						
Minnesota	27053022902						
Minnesota	27053023000						
Minnesota	27053023100						
Minnesota	27053023200						
Minnesota	27053023300						
Minnesota	27053023400						
Minnesota	27053023501						
Minnesota	27053023502						
Minnesota	27053023600						
Minnesota	27053023700						
Minnesota	27053023801						
Minnesota	27053023802						
Minnesota	27053023901						
Minnesota	27053023902						
Minnesota	27053023903						
Minnesota	27053024003						
Minnesota	27053024004						
Minnesota	27053024005						
Minnesota	27053024006						
Minnesota	27053024100						
Minnesota	27053024200						
Minnesota	27053024300						
Minnesota	27053024400						
Minnesota	27053024500						
Minnesota	27053024600						
Minnesota	27053024700						
Minnesota	27053024801						
Minnesota	27053024802						
Minnesota	27053024901						
Minnesota	27053024902						
Minnesota	27053024903						
Minnesota	27053025100						
Minnesota	27053025201						
Minnesota	27053025205						
Minnesota	27053025301						
Minnesota	27053025302						
Minnesota	27053025401						
Minnesota	27053025403						
Minnesota	27053025601						

AMERICAN OVERSIGHT

State	2012-2016 ACS LIC Tract	Enter "YES" Below to Nominate LIC	2012-2016 Tract Poverty Rate	2012-2016 Tract Median Family Income	2012-2016 State Median Family Income	2012-2016 Core Based Statistical Area (CBSA) Median Family Income	Metro/Non-Metro
Minnesota	27053025603						
Minnesota	27053025605						
Minnesota	27053025701						
Minnesota	27053025702						
Minnesota	27053025801						
Minnesota	27053025802						
Minnesota	27053025803						
Minnesota	27053025805						
Minnesota	27053025903						
Minnesota	27053025905						
Minnesota	27053025906						
Minnesota	27053025907						
Minnesota	27053026005						
Minnesota	27053026006						
Minnesota	27053026007						
Minnesota	27053026013						
Minnesota	27053026014						
Minnesota	27053026015						
Minnesota	27053026016						
Minnesota	27053026018						
Minnesota	27053026019						
Minnesota	27053026020						
Minnesota	27053026021						
Minnesota	27053026022						
Minnesota	27053026101						
Minnesota	27053026103						
Minnesota	27053026104						
Minnesota	27053026201						
Minnesota	27053026202						
Minnesota	27053026205						
Minnesota	27053026206						
Minnesota	27053026207						
Minnesota	27053026208						
Minnesota	27053026301						
Minnesota	27053026302						
Minnesota	27053026402						
Minnesota	27053026403						
Minnesota	27053026404						
Minnesota	27053026505						
Minnesota	27053026507						
Minnesota	27053026508						
Minnesota	27053026509						
Minnesota	27053026510						
Minnesota	27053026511						
Minnesota	27053026512						
Minnesota	27053026514						
Minnesota	27053026605						
Minnesota	27053026606						

AMERICAN OVERSIGHT

State	2012-2016 ACS LIC Tract	Enter "YES" Below to Nominate LIC	2012-2016 Tract Poverty Rate	2012-2016 Tract Median Family Income	2012-2016 State Median Family Income	2012-2016 Core Based Statistical Area (CBSA) Median Family Income	Metro/Non-Metro
Minnesota	27053026609						
Minnesota	27053026610						
Minnesota	27053026611						
Minnesota	27053026612						
Minnesota	27053026613						
Minnesota	27053026702						
Minnesota	27053026706						
Minnesota	27053026707						
Minnesota	27053026708						
Minnesota	27053026710						
Minnesota	27053026711						
Minnesota	27053026712						
Minnesota	27053026713						
Minnesota	27053026714						
Minnesota	27053026715						
Minnesota	27053026716						
Minnesota	27053026807						
Minnesota	27053026809						
Minnesota	27053026810						
Minnesota	27053026811						
Minnesota	27053026812						
Minnesota	27053026814						
Minnesota	27053026815						
Minnesota	27053026816						
Minnesota	27053026818						
Minnesota	27053026819						
Minnesota	27053026820						
Minnesota	27053026822						
Minnesota	27053026823						
Minnesota	27053026903						
Minnesota	27053026906						
Minnesota	27053026907						
Minnesota	27053026908						
Minnesota	27053026909						
Minnesota	27053026910						
Minnesota	27053027001						
Minnesota	27053027002						
Minnesota	27053027101						
Minnesota	27053027102						
Minnesota	27053027201						
Minnesota	27053027202						
Minnesota	27053027203						
Minnesota	27053027300						
Minnesota	27053027400						
Minnesota	27053027501						
Minnesota	27053027503						
Minnesota	27053027504						
Minnesota	27053027601						

AMERICAN OVERSIGHT

State	2012-2016 ACS LIC Tract	Enter "YES" Below to Nominate LIC	2012-2016 Tract Poverty Rate	2012-2016 Tract Median Family Income	2012-2016 State Median Family Income	2012-2016 Core Based Statistical Area (CBSA) Median Family Income	Metro/Non-Metro
Minnesota	27053027602						
Minnesota	27053027700						
Minnesota	27053100200						
Minnesota	27053100400						
Minnesota	27053100500						
Minnesota	27053100700						
Minnesota	27053100800						
Minnesota	27053100900						
Minnesota	27053101200						
Minnesota	27053101300						
Minnesota	27053101600						
Minnesota	27053101800						
Minnesota	27053101900						
Minnesota	27053102000						
Minnesota	27053102100						
Minnesota	27053102300						
Minnesota	27053102500						
Minnesota	27053102600						
Minnesota	27053102800						
Minnesota	27053102900						
Minnesota	27053103000						
Minnesota	27053103100						
Minnesota	27053103400						
Minnesota	27053103600						
Minnesota	27053103700						
Minnesota	27053103900						
Minnesota	27053104000						
Minnesota	27053104100						
Minnesota	27053104400						
Minnesota	27053104800						
Minnesota	27053104900						
Minnesota	27053105100						
Minnesota	27053105201						
Minnesota	27053105204						
Minnesota	27053105400						
Minnesota	27053105500						
Minnesota	27053105600						
Minnesota	27053105700						
Minnesota	27053106000						
Minnesota	27053106200						
Minnesota	27053106400						
Minnesota	27053106500						
Minnesota	27053106600						
Minnesota	27053106700						
Minnesota	27053106900						
Minnesota	27053107000						
Minnesota	27053107400						
Minnesota	27053107500						

AMERICAN OVERSIGHT

State	2012-2016 ACS LIC Tract	Enter "YES" Below to Nominate LIC	2012-2016 Tract Poverty Rate	2012-2016 Tract Median Family Income	2012-2016 State Median Family Income	2012-2016 Core Based Statistical Area (CBSA) Median Family Income	Metro/Non-Metro
Minnesota	27053107600						
Minnesota	27053108000						
Minnesota	27053108600						
Minnesota	27053108700						
Minnesota	27053108800						
Minnesota	27053108900						
Minnesota	27053109000						
Minnesota	27053109100						
Minnesota	27053109200						
Minnesota	27053109300						
Minnesota	27053109400						
Minnesota	27053109700						
Minnesota	27053109800						
Minnesota	27053109900						
Minnesota	27053110000						
Minnesota	27053110100						
Minnesota	27053110200						
Minnesota	27053110400						
Minnesota	27053110500						
Minnesota	27053110800						
Minnesota	27053110900						
Minnesota	27053111100						
Minnesota	27053111200						
Minnesota	27053111300						
Minnesota	27053111400						
Minnesota	27053111500						
Minnesota	27053111600						
Minnesota	27053122500						
Minnesota	27053122600						
Minnesota	27053125500						
Minnesota	27053125600						
Minnesota	27053125700						
Minnesota	27053125800						
Minnesota	27053125900						
Minnesota	27053126000						
Minnesota	27053126100						
Minnesota	27053126200						
Minnesota	27053980000						
Minnesota	27055020100						
Minnesota	27055020200						
Minnesota	27055020300						
Minnesota	27055020500						
Minnesota	27055020900						
Minnesota	27057070100						
Minnesota	27057070200						
Minnesota	27057070300						
Minnesota	27057070400						
Minnesota	27057070500						

AMERICAN OVERSIGHT

State	2012-2016 ACS LIC Tract	Enter "YES" Below to Nominate LIC	2012-2016 Tract Poverty Rate	2012-2016 Tract Median Family Income	2012-2016 State Median Family Income	2012-2016 Core Based Statistical Area (CBSA) Median Family Income	Metro/Non-Metro
Minnesota	27057070600						
Minnesota	27057070700						
Minnesota	27059130100						
Minnesota	27059130200						
Minnesota	27059130301						
Minnesota	27059130302						
Minnesota	27059130400						
Minnesota	27059130501						
Minnesota	27059130502						
Minnesota	27059130600						
Minnesota	27061480100						
Minnesota	27061480300						
Minnesota	27061480400						
Minnesota	27061480500						
Minnesota	27061480600						
Minnesota	27061480700						
Minnesota	27061480801						
Minnesota	27061480802						
Minnesota	27061480900						
Minnesota	27061481000						
Minnesota	27061940000						
Minnesota	27063480100						
Minnesota	27063480200						
Minnesota	27063480300						
Minnesota	27063480400						
Minnesota	27065480100						
Minnesota	27065480200						
Minnesota	27065480300						
Minnesota	27065480400						
Minnesota	27067770900						
Minnesota	27067780100						
Minnesota	27067780200						
Minnesota	27067780300						
Minnesota	27067780400						
Minnesota	27067780500						
Minnesota	27067780600						
Minnesota	27067780700						
Minnesota	27067780800						
Minnesota	27067781000						
Minnesota	27067781100						
Minnesota	27067781200						
Minnesota	27069090100						
Minnesota	27069090200						
Minnesota	27071790100						
Minnesota	27071790200						
Minnesota	27071790300						
Minnesota	27071790500						
Minnesota	27073180100						

AMERICAN OVERSIGHT

State	2012-2016 ACS LIC Tract	Enter "YES" Below to Nominate LIC	2012-2016 Tract Poverty Rate	2012-2016 Tract Median Family Income	2012-2016 State Median Family Income	2012-2016 Core Based Statistical Area (CBSA) Median Family Income	Metro/Non-Metro
Minnesota	27073180200						
Minnesota	27073180300						
Minnesota	27075370100						
Minnesota	27075370300						
Minnesota	27075370400						
Minnesota	27075990100						
Minnesota	27077460300						
Minnesota	27077460400						
Minnesota	27079950100						
Minnesota	27079950200						
Minnesota	27079950300						
Minnesota	27079950400						
Minnesota	27079950500						
Minnesota	27079950600						
Minnesota	27081201001						
Minnesota	27081201002						
Minnesota	27083360100						
Minnesota	27083360200						
Minnesota	27083360300						
Minnesota	27083360400						
Minnesota	27083360500						
Minnesota	27083360600						
Minnesota	27083360700						
Minnesota	27085950100						
Minnesota	27085950200						
Minnesota	27085950300						
Minnesota	27085950400						
Minnesota	27085950500						
Minnesota	27085950600						
Minnesota	27085950700						
Minnesota	27087940100						
Minnesota	27087940300						
Minnesota	27089080100						
Minnesota	27089080200						
Minnesota	27089080300						
Minnesota	27089080400						
Minnesota	27091790100						
Minnesota	27091790200						
Minnesota	27091790300						
Minnesota	27091790400						
Minnesota	27091790500						
Minnesota	27091790600						
Minnesota	27093560100						
Minnesota	27093560200						
Minnesota	27093560300						
Minnesota	27093560400						
Minnesota	27093560500						
Minnesota	27093560600						

AMERICAN OVERSIGHT

State	2012-2016 ACS LIC Tract	Enter "YES" Below to Nominate LIC	2012-2016 Tract Poverty Rate	2012-2016 Tract Median Family Income	2012-2016 State Median Family Income	2012-2016 Core Based Statistical Area (CBSA) Median Family Income	Metro/Non-Metro
Minnesota	27095170400						
Minnesota	27095170500						
Minnesota	27095170600						
Minnesota	27095170700						
Minnesota	27095970100						
Minnesota	27095970200						
Minnesota	27095970300						
Minnesota	27097780100						
Minnesota	27097780200						
Minnesota	27097780300						
Minnesota	27097780400						
Minnesota	27097780500						
Minnesota	27097780600						
Minnesota	27097780700						
Minnesota	27097780800						
Minnesota	27099000100						
Minnesota	27099000200						
Minnesota	27099000300						
Minnesota	27099000410						
Minnesota	27099000600						
Minnesota	27099000800						
Minnesota	27099000900						
Minnesota	27099001000						
Minnesota	27099001200						
Minnesota	27099001300						
Minnesota	27099001400						
Minnesota	27101900100						
Minnesota	27101900200						
Minnesota	27101900300						
Minnesota	27103480100						
Minnesota	27103480200						
Minnesota	27103480300						
Minnesota	27103480400						
Minnesota	27103480501						
Minnesota	27103480502						
Minnesota	27103480600						
Minnesota	27105105100						
Minnesota	27105105200						
Minnesota	27105105300						
Minnesota	27105105400						
Minnesota	27105105500						
Minnesota	27105105600						
Minnesota	27107960100						
Minnesota	27107960200						
Minnesota	27107960300						
Minnesota	27109000100						
Minnesota	27109000200						
Minnesota	27109000300						

AMERICAN OVERSIGHT

State	2012-2016 ACS LIC Tract	Enter "YES" Below to Nominate LIC	2012-2016 Tract Poverty Rate	2012-2016 Tract Median Family Income	2012-2016 State Median Family Income	2012-2016 Core Based Statistical Area (CBSA) Median Family Income	Metro/Non-Metro
Minnesota	27109000400						
Minnesota	27109000500						
Minnesota	27109000600						
Minnesota	27109000901						
Minnesota	27109000902						
Minnesota	27109000903						
Minnesota	27109001000						
Minnesota	27109001100						
Minnesota	27109001201						
Minnesota	27109001202						
Minnesota	27109001203						
Minnesota	27109001301						
Minnesota	27109001302						
Minnesota	27109001401						
Minnesota	27109001402						
Minnesota	27109001501						
Minnesota	27109001502						
Minnesota	27109001503						
Minnesota	27109001601						
Minnesota	27109001602						
Minnesota	27109001603						
Minnesota	27109001701						
Minnesota	27109001702						
Minnesota	27109001703						
Minnesota	27109001800						
Minnesota	27109001900						
Minnesota	27109002000						
Minnesota	27109002100						
Minnesota	27109002200						
Minnesota	27109002300						
Minnesota	27111960102						
Minnesota	27111960103						
Minnesota	27111960300						
Minnesota	27111960400						
Minnesota	27111960500						
Minnesota	27111960600						
Minnesota	27111960700						
Minnesota	27111960800						
Minnesota	27111960900						
Minnesota	27111961000						
Minnesota	27111961100						
Minnesota	27111961200						
Minnesota	27111961300						
Minnesota	27111961400						
Minnesota	27111961500						
Minnesota	27111961600						
Minnesota	27111961700						
Minnesota	27113090100						

AMERICAN OVERSIGHT

State	2012-2016 ACS LIC Tract	Enter "YES" Below to Nominate LIC	2012-2016 Tract Poverty Rate	2012-2016 Tract Median Family Income	2012-2016 State Median Family Income	2012-2016 Core Based Statistical Area (CBSA) Median Family Income	Metro/Non-Metro
Minnesota	27113090200						
Minnesota	27113090300						
Minnesota	27113090400						
Minnesota	27113090500						
Minnesota	27115950100						
Minnesota	27115950200						
Minnesota	27115950300						
Minnesota	27115950400						
Minnesota	27115950500						
Minnesota	27115950600						
Minnesota	27115950700						
Minnesota	27115950800						
Minnesota	27117460100						
Minnesota	27117460200						
Minnesota	27117460300						
Minnesota	27117460400						
Minnesota	27117460500						
Minnesota	27119020100						
Minnesota	27119020200						
Minnesota	27119020300						
Minnesota	27119020400						
Minnesota	27119020500						
Minnesota	27119020600						
Minnesota	27119020700						
Minnesota	27119020800						
Minnesota	27119020900						
Minnesota	27119021000						
Minnesota	27121970100						
Minnesota	27121970200						
Minnesota	27121970300						
Minnesota	27121970400						
Minnesota	27123030100						
Minnesota	27123030201						
Minnesota	27123030202						
Minnesota	27123030300						
Minnesota	27123030400						
Minnesota	27123030500						
Minnesota	27123030601						
Minnesota	27123030602						
Minnesota	27123030702						
Minnesota	27123030703						
Minnesota	27123030704						
Minnesota	27123030800						
Minnesota	27123030900						
Minnesota	27123031000						
Minnesota	27123031100						
Minnesota	27123031200						
Minnesota	27123031300						

AMERICAN OVERSIGHT

State	2012-2016 ACS LIC Tract	Enter "YES" Below to Nominate LIC	2012-2016 Tract Poverty Rate	2012-2016 Tract Median Family Income	2012-2016 State Median Family Income	2012-2016 Core Based Statistical Area (CBSA) Median Family Income	Metro/Non-Metro
Minnesota	27123031400						
Minnesota	27123031500						
Minnesota	27123031600						
Minnesota	27123031701						
Minnesota	27123031702						
Minnesota	27123031801						
Minnesota	27123031802						
Minnesota	27123031900						
Minnesota	27123032000						
Minnesota	27123032100						
Minnesota	27123032200						
Minnesota	27123032300						
Minnesota	27123032400						
Minnesota	27123032500						
Minnesota	27123032600						
Minnesota	27123032700						
Minnesota	27123033000						
Minnesota	27123033100						
Minnesota	27123033200						
Minnesota	27123033300						
Minnesota	27123033400						
Minnesota	27123033500						
Minnesota	27123033600						
Minnesota	27123033700						
Minnesota	27123033800						
Minnesota	27123033900						
Minnesota	27123034000						
Minnesota	27123034201						
Minnesota	27123034202						
Minnesota	27123034400						
Minnesota	27123034500						
Minnesota	27123034601						
Minnesota	27123034602						
Minnesota	27123034701						
Minnesota	27123034702						
Minnesota	27123034900						
Minnesota	27123035000						
Minnesota	27123035100						
Minnesota	27123035200						
Minnesota	27123035300						
Minnesota	27123035500						
Minnesota	27123035700						
Minnesota	27123035800						
Minnesota	27123035900						
Minnesota	27123036000						
Minnesota	27123036100						
Minnesota	27123036300						
Minnesota	27123036400						

AMERICAN OVERSIGHT

State	2012-2016 ACS LIC Tract	Enter "YES" Below to Nominate LIC	2012-2016 Tract Poverty Rate	2012-2016 Tract Median Family Income	2012-2016 State Median Family Income	2012-2016 Core Based Statistical Area (CBSA) Median Family Income	Metro/Non-Metro
Minnesota	27123036500						
Minnesota	27123036600						
Minnesota	27123036700						
Minnesota	27123036800						
Minnesota	27123036900						
Minnesota	27123037000						
Minnesota	27123037100						
Minnesota	27123037200						
Minnesota	27123037402						
Minnesota	27123037403						
Minnesota	27123037500						
Minnesota	27123037601						
Minnesota	27123037602						
Minnesota	27123040100						
Minnesota	27123040200						
Minnesota	27123040301						
Minnesota	27123040302						
Minnesota	27123040401						
Minnesota	27123040402						
Minnesota	27123040502						
Minnesota	27123040503						
Minnesota	27123040504						
Minnesota	27123040601						
Minnesota	27123040603						
Minnesota	27123040604						
Minnesota	27123040703						
Minnesota	27123040704						
Minnesota	27123040705						
Minnesota	27123040706						
Minnesota	27123040707						
Minnesota	27123040801						
Minnesota	27123040802						
Minnesota	27123040803						
Minnesota	27123040901						
Minnesota	27123040902						
Minnesota	27123041001						
Minnesota	27123041002						
Minnesota	27123041103						
Minnesota	27123041104						
Minnesota	27123041105						
Minnesota	27123041106						
Minnesota	27123041107						
Minnesota	27123041200						
Minnesota	27123041301						
Minnesota	27123041302						
Minnesota	27123041400						
Minnesota	27123041500						
Minnesota	27123041601						

AMERICAN OVERSIGHT

State	2012-2016 ACS LIC Tract	Enter "YES" Below to Nominate LIC	2012-2016 Tract Poverty Rate	2012-2016 Tract Median Family Income	2012-2016 State Median Family Income	2012-2016 Core Based Statistical Area (CBSA) Median Family Income	Metro/Non-Metro
Minnesota	27123041602						
Minnesota	27123041700						
Minnesota	27123041800						
Minnesota	27123041900						
Minnesota	27123042001						
Minnesota	27123042002						
Minnesota	27123042101						
Minnesota	27123042102						
Minnesota	27123042201						
Minnesota	27123042202						
Minnesota	27123042301						
Minnesota	27123042302						
Minnesota	27123042401						
Minnesota	27123042402						
Minnesota	27123042501						
Minnesota	27123042503						
Minnesota	27123042504						
Minnesota	27123042601						
Minnesota	27123042602						
Minnesota	27123042700						
Minnesota	27123042800						
Minnesota	27123042900						
Minnesota	27123043000						
Minnesota	27123980000						
Minnesota	27125010100						
Minnesota	27125010200						
Minnesota	27127750100						
Minnesota	27127750200						
Minnesota	27127750300						
Minnesota	27127750400						
Minnesota	27127750500						
Minnesota	27127750600						
Minnesota	27129790100						
Minnesota	27129790200						
Minnesota	27129790300						
Minnesota	27129790400						
Minnesota	27129790500						
Minnesota	27129790600						
Minnesota	27131070100						
Minnesota	27131070200						
Minnesota	27131070300						
Minnesota	27131070400						
Minnesota	27131070501						
Minnesota	27131070503						
Minnesota	27131070504						
Minnesota	27131070601						
Minnesota	27131070602						
Minnesota	27131070700						

AMERICAN OVERSIGHT

State	2012-2016 ACS LIC Tract	Enter "YES" Below to Nominate LIC	2012-2016 Tract Poverty Rate	2012-2016 Tract Median Family Income	2012-2016 State Median Family Income	2012-2016 Core Based Statistical Area (CBSA) Median Family Income	Metro/Non-Metro
Minnesota	27131070800						
Minnesota	27131070901						
Minnesota	27131070902						
Minnesota	27133570100						
Minnesota	27133570200						
Minnesota	27133570300						
Minnesota	27135970100						
Minnesota	27135970200						
Minnesota	27135970300						
Minnesota	27135970400						
Minnesota	27135970500						
Minnesota	27137000100						
Minnesota	27137000200						
Minnesota	27137000300						
Minnesota	27137000400						
Minnesota	27137000500						
Minnesota	27137000600						
Minnesota	27137000700						
Minnesota	27137000900						
Minnesota	27137001000						
Minnesota	27137001100						
Minnesota	27137001200						
Minnesota	27137001300						
Minnesota	27137001400						
Minnesota	27137001600						
Minnesota	27137001700						
Minnesota	27137001800						
Minnesota	27137001900						
Minnesota	27137002000						
Minnesota	27137002200						
Minnesota	27137002300						
Minnesota	27137002400						
Minnesota	27137002600						
Minnesota	27137002900						
Minnesota	27137003000						
Minnesota	27137003300						
Minnesota	27137003400						
Minnesota	27137003600						
Minnesota	27137003700						
Minnesota	27137003800						
Minnesota	27137010100						
Minnesota	27137010200						
Minnesota	27137010300						
Minnesota	27137010400						
Minnesota	27137010500						
Minnesota	27137010600						
Minnesota	27137011100						
Minnesota	27137011200						

AMERICAN OVERSIGHT

State	2012-2016 ACS LIC Tract	Enter "YES" Below to Nominate LIC	2012-2016 Tract Poverty Rate	2012-2016 Tract Median Family Income	2012-2016 State Median Family Income	2012-2016 Core Based Statistical Area (CBSA) Median Family Income	Metro/Non-Metro
Minnesota	27137011300						
Minnesota	27137011400						
Minnesota	27137012100						
Minnesota	27137012200						
Minnesota	27137012300						
Minnesota	27137012400						
Minnesota	27137012500						
Minnesota	27137012600						
Minnesota	27137012700						
Minnesota	27137012800						
Minnesota	27137013000						
Minnesota	27137013100						
Minnesota	27137013200						
Minnesota	27137013300						
Minnesota	27137013400						
Minnesota	27137013500						
Minnesota	27137013600						
Minnesota	27137013800						
Minnesota	27137013900						
Minnesota	27137014000						
Minnesota	27137014100						
Minnesota	27137015100						
Minnesota	27137015200						
Minnesota	27137015300						
Minnesota	27137015400						
Minnesota	27137015500						
Minnesota	27137015600						
Minnesota	27137015700						
Minnesota	27137015800						
Minnesota	27137990100						
Minnesota	27139080100						
Minnesota	27139080201						
Minnesota	27139080202						
Minnesota	27139080203						
Minnesota	27139080204						
Minnesota	27139080205						
Minnesota	27139080301						
Minnesota	27139080302						
Minnesota	27139080400						
Minnesota	27139080500						
Minnesota	27139080600						
Minnesota	27139080700						
Minnesota	27139080800						
Minnesota	27139080903						
Minnesota	27139080904						
Minnesota	27139080905						
Minnesota	27139080906						
Minnesota	27139081000						

AMERICAN OVERSIGHT

State	2012-2016 ACS LIC Tract	Enter "YES" Below to Nominate LIC	2012-2016 Tract Poverty Rate	2012-2016 Tract Median Family Income	2012-2016 State Median Family Income	2012-2016 Core Based Statistical Area (CBSA) Median Family Income	Metro/Non-Metro
Minnesota	27139081100						
Minnesota	27139081200						
Minnesota	27139081300						
Minnesota	27141030101						
Minnesota	27141030102						
Minnesota	27141030200						
Minnesota	27141030300						
Minnesota	27141030402						
Minnesota	27141030403						
Minnesota	27141030404						
Minnesota	27141030502						
Minnesota	27141030503						
Minnesota	27141030504						
Minnesota	27141031500						
Minnesota	27143170198						
Minnesota	27143170200						
Minnesota	27143170300						
Minnesota	27143170400						
Minnesota	27145000301						
Minnesota	27145000302						
Minnesota	27145000401						
Minnesota	27145000402						
Minnesota	27145000500						
Minnesota	27145000601						
Minnesota	27145000602						
Minnesota	27145000701						
Minnesota	27145000801						
Minnesota	27145000901						
Minnesota	27145001001						
Minnesota	27145010101						
Minnesota	27145010102						
Minnesota	27145010200						
Minnesota	27145010401						
Minnesota	27145010402						
Minnesota	27145010403						
Minnesota	27145010500						
Minnesota	27145010600						
Minnesota	27145010900						
Minnesota	27145011000						
Minnesota	27145011100						
Minnesota	27145011200						
Minnesota	27145011301						
Minnesota	27145011302						
Minnesota	27145011304						
Minnesota	27145011400						
Minnesota	27145011500						
Minnesota	27145011600						
Minnesota	27147960100						

AMERICAN OVERSIGHT

State	2012-2016 ACS LIC Tract	Enter "YES" Below to Nominate LIC	2012-2016 Tract Poverty Rate	2012-2016 Tract Median Family Income	2012-2016 State Median Family Income	2012-2016 Core Based Statistical Area (CBSA) Median Family Income	Metro/Non-Metro
Minnesota	27147960200						
Minnesota	27147960300						
Minnesota	27147960400						
Minnesota	27147960500						
Minnesota	27147960600						
Minnesota	27147960700						
Minnesota	27147960800						
Minnesota	27149480100						
Minnesota	27149480200						
Minnesota	27149480300						
Minnesota	27151960100						
Minnesota	27151960200						
Minnesota	27151960300						
Minnesota	27151960400						
Minnesota	27153790100						
Minnesota	27153790200						
Minnesota	27153790300						
Minnesota	27153790400						
Minnesota	27153790500						
Minnesota	27153790600						
Minnesota	27153790700						
Minnesota	27153790800						
Minnesota	27155460100						
Minnesota	27155460200						
Minnesota	27157490100						
Minnesota	27157490200						
Minnesota	27157490300						
Minnesota	27157490400						
Minnesota	27157490500						
Minnesota	27157490600						
Minnesota	27159480100						
Minnesota	27159480200						
Minnesota	27159480300						
Minnesota	27161790100						
Minnesota	27161790200						
Minnesota	27161790300						
Minnesota	27161790400						
Minnesota	27161790500						
Minnesota	27163070103						
Minnesota	27163070104						
Minnesota	27163070105						
Minnesota	27163070106						
Minnesota	27163070203						
Minnesota	27163070204						
Minnesota	27163070205						
Minnesota	27163070206						
Minnesota	27163070301						
Minnesota	27163070303						

AMERICAN OVERSIGHT

State	2012-2016 ACS LIC Tract	Enter "YES" Below to Nominate LIC	2012-2016 Tract Poverty Rate	2012-2016 Tract Median Family Income	2012-2016 State Median Family Income	2012-2016 Core Based Statistical Area (CBSA) Median Family Income	Metro/Non-Metro
Minnesota	27163070304						
Minnesota	27163070403						
Minnesota	27163070404						
Minnesota	27163070405						
Minnesota	27163070406						
Minnesota	27163070501						
Minnesota	27163070502						
Minnesota	27163070601						
Minnesota	27163070602						
Minnesota	27163070701						
Minnesota	27163070703						
Minnesota	27163070704						
Minnesota	27163070801						
Minnesota	27163070802						
Minnesota	27163070906						
Minnesota	27163070907						
Minnesota	27163070909						
Minnesota	27163070910						
Minnesota	27163070911						
Minnesota	27163070912						
Minnesota	27163071001						
Minnesota	27163071003						
Minnesota	27163071006						
Minnesota	27163071010						
Minnesota	27163071011						
Minnesota	27163071012						
Minnesota	27163071013						
Minnesota	27163071014						
Minnesota	27163071015						
Minnesota	27163071016						
Minnesota	27163071017						
Minnesota	27163071018						
Minnesota	27163071101						
Minnesota	27163071102						
Minnesota	27163071206						
Minnesota	27163071207						
Minnesota	27163071208						
Minnesota	27163071209						
Minnesota	27163071300						
Minnesota	27163071400						
Minnesota	27165950100						
Minnesota	27165950200						
Minnesota	27165950300						
Minnesota	27167950100						
Minnesota	27167950200						
Minnesota	27169670100						
Minnesota	27169670200						
Minnesota	27169670300						

AMERICAN OVERSIGHT

State	2012-2016 ACS LIC Tract	Enter "YES" Below to Nominate LIC	2012-2016 Tract Poverty Rate	2012-2016 Tract Median Family Income	2012-2016 State Median Family Income	2012-2016 Core Based Statistical Area (CBSA) Median Family Income	Metro/Non-Metro
Minnesota	27169670400						
Minnesota	27169670500						
Minnesota	27169670600						
Minnesota	27169670700						
Minnesota	27169670800						
Minnesota	27169670900						
Minnesota	27169671000						
Minnesota	27171100100						
Minnesota	27171100202						
Minnesota	27171100203						
Minnesota	27171100204						
Minnesota	27171100300						
Minnesota	27171100400						
Minnesota	27171100500						
Minnesota	27171100701						
Minnesota	27171100702						
Minnesota	27171100703						
Minnesota	27171100801						
Minnesota	27171100802						
Minnesota	27171100900						
Minnesota	27171101000						
Minnesota	27171101100						
Minnesota	27171101200						
Minnesota	27171101300						
Minnesota	27173970100						
Minnesota	27173970200						
Minnesota	27173970300						
Minnesota	27173970400						
Mississippi	28001000100						
Mississippi	28001000200						
Mississippi	28001000300						
Mississippi	28001000400						
Mississippi	28001000500						
Mississippi	28001000600						
Mississippi	28001000700						
Mississippi	28001000800						
Mississippi	28001000900						
Mississippi	28003950100						
Mississippi	28003950200						
Mississippi	28003950300						
Mississippi	28003950400						
Mississippi	28003950500						
Mississippi	28003950600						
Mississippi	28003950700						
Mississippi	28005950100						
Mississippi	28005950200						
Mississippi	28005950300						
Mississippi	28007060100						

AMERICAN OVERSIGHT

State	2012-2016 ACS LIC Tract	Enter "YES" Below to Nominate LIC	2012-2016 Tract Poverty Rate	2012-2016 Tract Median Family Income	2012-2016 State Median Family Income	2012-2016 Core Based Statistical Area (CBSA) Median Family Income	Metro/Non-Metro
Mississippi	28007060200						
Mississippi	28007060300						
Mississippi	28007060400						
Mississippi	28007060500						
Mississippi	28007060600						
Mississippi	28009950100						
Mississippi	28009950200						
Mississippi	28011950100						
Mississippi	28011950200						
Mississippi	28011950300						
Mississippi	28011950400						
Mississippi	28011950500						
Mississippi	28011950600						
Mississippi	28011950701						
Mississippi	28011950702						
Mississippi	28013950100						
Mississippi	28013950200						
Mississippi	28013950300						
Mississippi	28013950400						
Mississippi	28013950500						
Mississippi	28015950100						
Mississippi	28015950200						
Mississippi	28017950100						
Mississippi	28017950200						
Mississippi	28017950300						
Mississippi	28017950400						
Mississippi	28019950100						
Mississippi	28019950200						
Mississippi	28019950300						
Mississippi	28021950100						
Mississippi	28021950200						
Mississippi	28021950300						
Mississippi	28023950100						
Mississippi	28023950200						
Mississippi	28023950300						
Mississippi	28023950400						
Mississippi	28025950100						
Mississippi	28025950200						
Mississippi	28025950300						
Mississippi	28025950400						
Mississippi	28025950500						
Mississippi	28027950100						
Mississippi	28027950200						
Mississippi	28027950300						
Mississippi	28027950400						
Mississippi	28027950500						
Mississippi	28027950600						
Mississippi	28027950700						

AMERICAN OVERSIGHT

State	2012-2016 ACS LIC Tract	Enter "YES" Below to Nominate LIC	2012-2016 Tract Poverty Rate	2012-2016 Tract Median Family Income	2012-2016 State Median Family Income	2012-2016 Core Based Statistical Area (CBSA) Median Family Income	Metro/Non-Metro
Mississippi	28029950100						
Mississippi	28029950200						
Mississippi	28029950300						
Mississippi	28029950400						
Mississippi	28029950500						
Mississippi	28029950600						
Mississippi	28031950100						
Mississippi	28031950200						
Mississippi	28031950300						
Mississippi	28031950400						
Mississippi	28033070101						
Mississippi	28033070102						
Mississippi	28033070210						
Mississippi	28033070221						
Mississippi	28033070222						
Mississippi	28033070310						
Mississippi	28033070322						
Mississippi	28033070323						
Mississippi	28033070324						
Mississippi	28033070325						
Mississippi	28033070411						
Mississippi	28033070412						
Mississippi	28033070421						
Mississippi	28033070422						
Mississippi	28033070520						
Mississippi	28033070521						
Mississippi	28033070522						
Mississippi	28033070610						
Mississippi	28033070620						
Mississippi	28033070630						
Mississippi	28033070710						
Mississippi	28033070721						
Mississippi	28033070722						
Mississippi	28033070811						
Mississippi	28033070812						
Mississippi	28033070821						
Mississippi	28033070822						
Mississippi	28033070830						
Mississippi	28033070900						
Mississippi	28033071000						
Mississippi	28033071110						
Mississippi	28033071120						
Mississippi	28033071200						
Mississippi	28035000200						
Mississippi	28035000300						
Mississippi	28035000500						
Mississippi	28035000600						
Mississippi	28035000700						

AMERICAN OVERSIGHT

State	2012-2016 ACS LIC Tract	Enter "YES" Below to Nominate LIC	2012-2016 Tract Poverty Rate	2012-2016 Tract Median Family Income	2012-2016 State Median Family Income	2012-2016 Core Based Statistical Area (CBSA) Median Family Income	Metro/Non-Metro
Mississippi	28035000800						
Mississippi	28035000900						
Mississippi	28035001000						
Mississippi	28035001100						
Mississippi	28035010101						
Mississippi	28035010102						
Mississippi	28035010200						
Mississippi	28035010300						
Mississippi	28035010400						
Mississippi	28035010500						
Mississippi	28035010600						
Mississippi	28035010700						
Mississippi	28037950100						
Mississippi	28037950200						
Mississippi	28039950101						
Mississippi	28039950102						
Mississippi	28039950200						
Mississippi	28039950301						
Mississippi	28039950302						
Mississippi	28041950100						
Mississippi	28041950200						
Mississippi	28043950100						
Mississippi	28043950200						
Mississippi	28043950300						
Mississippi	28043950400						
Mississippi	28043950500						
Mississippi	28045030100						
Mississippi	28045030200						
Mississippi	28045030300						
Mississippi	28045030400						
Mississippi	28045030500						
Mississippi	28045030601						
Mississippi	28045030602						
Mississippi	28045990000						
Mississippi	28047000100						
Mississippi	28047000300						
Mississippi	28047000600						
Mississippi	28047000900						
Mississippi	28047001201						
Mississippi	28047001202						
Mississippi	28047001300						
Mississippi	28047001400						
Mississippi	28047001501						
Mississippi	28047001502						
Mississippi	28047001600						
Mississippi	28047001700						
Mississippi	28047001800						
Mississippi	28047001900						

AMERICAN OVERSIGHT

State	2012-2016 ACS LIC Tract	Enter "YES" Below to Nominate LIC	2012-2016 Tract Poverty Rate	2012-2016 Tract Median Family Income	2012-2016 State Median Family Income	2012-2016 Core Based Statistical Area (CBSA) Median Family Income	Metro/Non-Metro
Mississippi	28047002000						
Mississippi	28047002300						
Mississippi	28047002400						
Mississippi	28047002500						
Mississippi	28047002600						
Mississippi	28047002700						
Mississippi	28047002800						
Mississippi	28047002900						
Mississippi	28047003000						
Mississippi	28047003101						
Mississippi	28047003102						
Mississippi	28047003204						
Mississippi	28047003205						
Mississippi	28047003206						
Mississippi	28047003207						
Mississippi	28047003208						
Mississippi	28047003301						
Mississippi	28047003303						
Mississippi	28047003304						
Mississippi	28047003402						
Mississippi	28047003403						
Mississippi	28047003404						
Mississippi	28047003501						
Mississippi	28047003502						
Mississippi	28047003504						
Mississippi	28047003505						
Mississippi	28047003600						
Mississippi	28047003700						
Mississippi	28047003800						
Mississippi	28047003900						
Mississippi	28047980000						
Mississippi	28047990000						
Mississippi	28049000100						
Mississippi	28049000200						
Mississippi	28049000301						
Mississippi	28049000302						
Mississippi	28049000400						
Mississippi	28049000500						
Mississippi	28049000600						
Mississippi	28049000700						
Mississippi	28049000800						
Mississippi	28049000900						
Mississippi	28049001000						
Mississippi	28049001100						
Mississippi	28049001200						
Mississippi	28049001300						
Mississippi	28049001400						
Mississippi	28049001500						

AMERICAN OVERSIGHT

State	2012-2016 ACS LIC Tract	Enter "YES" Below to Nominate LIC	2012-2016 Tract Poverty Rate	2012-2016 Tract Median Family Income	2012-2016 State Median Family Income	2012-2016 Core Based Statistical Area (CBSA) Median Family Income	Metro/Non-Metro
Mississippi	28049001600						
Mississippi	28049001900						
Mississippi	28049002000						
Mississippi	28049002100						
Mississippi	28049002200						
Mississippi	28049002300						
Mississippi	28049002400						
Mississippi	28049002500						
Mississippi	28049002700						
Mississippi	28049003000						
Mississippi	28049003200						
Mississippi	28049003300						
Mississippi	28049003400						
Mississippi	28049003500						
Mississippi	28049003600						
Mississippi	28049003700						
Mississippi	28049003800						
Mississippi	28049010101						
Mississippi	28049010102						
Mississippi	28049010201						
Mississippi	28049010202						
Mississippi	28049010203						
Mississippi	28049010301						
Mississippi	28049010304						
Mississippi	28049010305						
Mississippi	28049010400						
Mississippi	28049010500						
Mississippi	28049010600						
Mississippi	28049010700						
Mississippi	28049010801						
Mississippi	28049010804						
Mississippi	28049010805						
Mississippi	28049010806						
Mississippi	28049010807						
Mississippi	28049010808						
Mississippi	28049010809						
Mississippi	28049010901						
Mississippi	28049010902						
Mississippi	28049011001						
Mississippi	28049011002						
Mississippi	28049011101						
Mississippi	28049011102						
Mississippi	28049011103						
Mississippi	28049011201						
Mississippi	28049011202						
Mississippi	28049011300						
Mississippi	28049011400						
Mississippi	28049011500						

AMERICAN OVERSIGHT

State	2012-2016 ACS LIC Tract	Enter "YES" Below to Nominate LIC	2012-2016 Tract Poverty Rate	2012-2016 Tract Median Family Income	2012-2016 State Median Family Income	2012-2016 Core Based Statistical Area (CBSA) Median Family Income	Metro/Non-Metro
Mississippi	28051950100						
Mississippi	28051950200						
Mississippi	28051950300						
Mississippi	28051950400						
Mississippi	28051950500						
Mississippi	28053950100						
Mississippi	28053950200						
Mississippi	28053950300						
Mississippi	28055950100						
Mississippi	28057950100						
Mississippi	28057950200						
Mississippi	28057950300						
Mississippi	28057950400						
Mississippi	28057950500						
Mississippi	28059040101						
Mississippi	28059040102						
Mississippi	28059040201						
Mississippi	28059040203						
Mississippi	28059040204						
Mississippi	28059040300						
Mississippi	28059040400						
Mississippi	28059040500						
Mississippi	28059040600						
Mississippi	28059040700						
Mississippi	28059040800						
Mississippi	28059040900						
Mississippi	28059041000						
Mississippi	28059041100						
Mississippi	28059041300						
Mississippi	28059041400						
Mississippi	28059041500						
Mississippi	28059041600						
Mississippi	28059041700						
Mississippi	28059041800						
Mississippi	28059041900						
Mississippi	28059042000						
Mississippi	28059042100						
Mississippi	28059042200						
Mississippi	28059042500						
Mississippi	28059042600						
Mississippi	28059042700						
Mississippi	28059042900						
Mississippi	28059990000						
Mississippi	28061950100						
Mississippi	28061950200						
Mississippi	28061950300						
Mississippi	28061950400						
Mississippi	28063950100						

AMERICAN OVERSIGHT

State	2012-2016 ACS LIC Tract	Enter "YES" Below to Nominate LIC	2012-2016 Tract Poverty Rate	2012-2016 Tract Median Family Income	2012-2016 State Median Family Income	2012-2016 Core Based Statistical Area (CBSA) Median Family Income	Metro/Non-Metro
Mississippi	28063950200						
Mississippi	28065950100						
Mississippi	28065950201						
Mississippi	28065950202						
Mississippi	28067950100						
Mississippi	28067950200						
Mississippi	28067950301						
Mississippi	28067950302						
Mississippi	28067950401						
Mississippi	28067950402						
Mississippi	28067950500						
Mississippi	28067950600						
Mississippi	28067950700						
Mississippi	28067950800						
Mississippi	28067950900						
Mississippi	28067951000						
Mississippi	28067951100						
Mississippi	28067980000						
Mississippi	28069030100						
Mississippi	28069030200						
Mississippi	28071950100						
Mississippi	28071950201						
Mississippi	28071950202						
Mississippi	28071950301						
Mississippi	28071950302						
Mississippi	28071950401						
Mississippi	28071950402						
Mississippi	28071950501						
Mississippi	28071950502						
Mississippi	28071950503						
Mississippi	28073020100						
Mississippi	28073020201						
Mississippi	28073020202						
Mississippi	28073020301						
Mississippi	28073020302						
Mississippi	28073020400						
Mississippi	28073020500						
Mississippi	28073020600						
Mississippi	28075000200						
Mississippi	28075000300						
Mississippi	28075000400						
Mississippi	28075000600						
Mississippi	28075000700						
Mississippi	28075000800						
Mississippi	28075000900						
Mississippi	28075001000						
Mississippi	28075001101						
Mississippi	28075001102						

AMERICAN OVERSIGHT

State	2012-2016 ACS LIC Tract	Enter "YES" Below to Nominate LIC	2012-2016 Tract Poverty Rate	2012-2016 Tract Median Family Income	2012-2016 State Median Family Income	2012-2016 Core Based Statistical Area (CBSA) Median Family Income	Metro/Non-Metro
Mississippi	28075010201						
Mississippi	28075010202						
Mississippi	28075010301						
Mississippi	28075010302						
Mississippi	28075010400						
Mississippi	28075010500						
Mississippi	28075010600						
Mississippi	28075010700						
Mississippi	28075980000						
Mississippi	28077960100						
Mississippi	28077960200						
Mississippi	28077960300						
Mississippi	28079040100						
Mississippi	28079040400						
Mississippi	28079040500						
Mississippi	28079040600						
Mississippi	28079040700						
Mississippi	28081950101						
Mississippi	28081950102						
Mississippi	28081950201						
Mississippi	28081950202						
Mississippi	28081950301						
Mississippi	28081950302						
Mississippi	28081950401						
Mississippi	28081950402						
Mississippi	28081950500						
Mississippi	28081950601						
Mississippi	28081950602						
Mississippi	28081950700						
Mississippi	28081950800						
Mississippi	28081950901						
Mississippi	28081950902						
Mississippi	28081951001						
Mississippi	28081951002						
Mississippi	28081951100						
Mississippi	28081980000						
Mississippi	28083950100						
Mississippi	28083950200						
Mississippi	28083950300						
Mississippi	28083950400						
Mississippi	28083950600						
Mississippi	28083950700						
Mississippi	28083950800						
Mississippi	28083950900						
Mississippi	28085950100						
Mississippi	28085950200						
Mississippi	28085950300						
Mississippi	28085950400						

AMERICAN OVERSIGHT

State	2012-2016 ACS LIC Tract	Enter "YES" Below to Nominate LIC	2012-2016 Tract Poverty Rate	2012-2016 Tract Median Family Income	2012-2016 State Median Family Income	2012-2016 Core Based Statistical Area (CBSA) Median Family Income	Metro/Non-Metro
Mississippi	28085950500						
Mississippi	28085950600						
Mississippi	28087000101						
Mississippi	28087000102						
Mississippi	28087000200						
Mississippi	28087000300						
Mississippi	28087000401						
Mississippi	28087000403						
Mississippi	28087000404						
Mississippi	28087000500						
Mississippi	28087000600						
Mississippi	28087000700						
Mississippi	28087000800						
Mississippi	28087000900						
Mississippi	28087001000						
Mississippi	28087001100						
Mississippi	28089030101						
Mississippi	28089030104						
Mississippi	28089030105						
Mississippi	28089030106						
Mississippi	28089030107						
Mississippi	28089030108						
Mississippi	28089030201						
Mississippi	28089030202						
Mississippi	28089030203						
Mississippi	28089030204						
Mississippi	28089030205						
Mississippi	28089030206						
Mississippi	28089030301						
Mississippi	28089030302						
Mississippi	28089030400						
Mississippi	28089030500						
Mississippi	28089030600						
Mississippi	28089030700						
Mississippi	28089030800						
Mississippi	28089030900						
Mississippi	28089031000						
Mississippi	28091950100						
Mississippi	28091950200						
Mississippi	28091950300						
Mississippi	28091950400						
Mississippi	28091950500						
Mississippi	28091950600						
Mississippi	28093950100						
Mississippi	28093950200						
Mississippi	28093950300						
Mississippi	28093950401						
Mississippi	28093950402						

AMERICAN OVERSIGHT

State	2012-2016 ACS LIC Tract	Enter "YES" Below to Nominate LIC	2012-2016 Tract Poverty Rate	2012-2016 Tract Median Family Income	2012-2016 State Median Family Income	2012-2016 Core Based Statistical Area (CBSA) Median Family Income	Metro/Non-Metro
Mississippi	28093950500						
Mississippi	28095950100						
Mississippi	28095950200						
Mississippi	28095950300						
Mississippi	28095950400						
Mississippi	28095950501						
Mississippi	28095950502						
Mississippi	28095950600						
Mississippi	28095950700						
Mississippi	28095950800						
Mississippi	28097950100						
Mississippi	28097950200						
Mississippi	28097950300						
Mississippi	28099010100						
Mississippi	28099010200						
Mississippi	28099010400						
Mississippi	28099010500						
Mississippi	28099010600						
Mississippi	28099010700						
Mississippi	28099940100						
Mississippi	28101050100						
Mississippi	28101050200						
Mississippi	28101050300						
Mississippi	28101050400						
Mississippi	28101050500						
Mississippi	28103950100						
Mississippi	28103950200						
Mississippi	28103950300						
Mississippi	28105950100						
Mississippi	28105950200						
Mississippi	28105950300						
Mississippi	28105950400						
Mississippi	28105950500						
Mississippi	28105950601						
Mississippi	28105950602						
Mississippi	28105950700						
Mississippi	28107950100						
Mississippi	28107950200						
Mississippi	28107950300						
Mississippi	28107950400						
Mississippi	28107950500						
Mississippi	28107950600						
Mississippi	28109950100						
Mississippi	28109950200						
Mississippi	28109950300						
Mississippi	28109950401						
Mississippi	28109950402						
Mississippi	28109950501						

AMERICAN OVERSIGHT

State	2012-2016 ACS LIC Tract	Enter "YES" Below to Nominate LIC	2012-2016 Tract Poverty Rate	2012-2016 Tract Median Family Income	2012-2016 State Median Family Income	2012-2016 Core Based Statistical Area (CBSA) Median Family Income	Metro/Non-Metro
Mississippi	28109950502						
Mississippi	28109950600						
Mississippi	28109950700						
Mississippi	28111950101						
Mississippi	28111950102						
Mississippi	28111950200						
Mississippi	28113950101						
Mississippi	28113950102						
Mississippi	28113950200						
Mississippi	28113950300						
Mississippi	28113950400						
Mississippi	28113950500						
Mississippi	28113950600						
Mississippi	28113950700						
Mississippi	28115950101						
Mississippi	28115950102						
Mississippi	28115950200						
Mississippi	28115950300						
Mississippi	28115950400						
Mississippi	28115950500						
Mississippi	28117950100						
Mississippi	28117950200						
Mississippi	28117950300						
Mississippi	28117950400						
Mississippi	28117950500						
Mississippi	28119950100						
Mississippi	28119950200						
Mississippi	28119950300						
Mississippi	28121020101						
Mississippi	28121020102						
Mississippi	28121020206						
Mississippi	28121020207						
Mississippi	28121020208						
Mississippi	28121020209						
Mississippi	28121020210						
Mississippi	28121020211						
Mississippi	28121020212						
Mississippi	28121020213						
Mississippi	28121020301						
Mississippi	28121020302						
Mississippi	28121020401						
Mississippi	28121020402						
Mississippi	28121020500						
Mississippi	28121020600						
Mississippi	28121020701						
Mississippi	28121020703						
Mississippi	28121020704						
Mississippi	28121020801						

AMERICAN OVERSIGHT

State	2012-2016 ACS LIC Tract	Enter "YES" Below to Nominate LIC	2012-2016 Tract Poverty Rate	2012-2016 Tract Median Family Income	2012-2016 State Median Family Income	2012-2016 Core Based Statistical Area (CBSA) Median Family Income	Metro/Non-Metro
Mississippi	28121020802						
Mississippi	28121020803						
Mississippi	28121020900						
Mississippi	28121021001						
Mississippi	28121021002						
Mississippi	28121021003						
Mississippi	28121980000						
Mississippi	28123020100						
Mississippi	28123020200						
Mississippi	28123020300						
Mississippi	28123020400						
Mississippi	28123020500						
Mississippi	28123020600						
Mississippi	28125950100						
Mississippi	28125950200						
Mississippi	28127950100						
Mississippi	28127950200						
Mississippi	28127950300						
Mississippi	28127950400						
Mississippi	28127950500						
Mississippi	28129950100						
Mississippi	28129950200						
Mississippi	28129950300						
Mississippi	28131020100						
Mississippi	28131020201						
Mississippi	28131020202						
Mississippi	28133950100						
Mississippi	28133950200						
Mississippi	28133950300						
Mississippi	28133950401						
Mississippi	28133950402						
Mississippi	28133950500						
Mississippi	28133950600						
Mississippi	28135950100						
Mississippi	28135950200						
Mississippi	28135950300						
Mississippi	28135950400						
Mississippi	28137950100						
Mississippi	28137950200						
Mississippi	28137950301						
Mississippi	28137950302						
Mississippi	28137950400						
Mississippi	28139950100						
Mississippi	28139950200						
Mississippi	28139950300						
Mississippi	28139950400						
Mississippi	28141950100						
Mississippi	28141950200						

AMERICAN OVERSIGHT

State	2012-2016 ACS LIC Tract	Enter "YES" Below to Nominate LIC	2012-2016 Tract Poverty Rate	2012-2016 Tract Median Family Income	2012-2016 State Median Family Income	2012-2016 Core Based Statistical Area (CBSA) Median Family Income	Metro/Non-Metro
Mississippi	28141950300						
Mississippi	28141950400						
Mississippi	28143950100						
Mississippi	28143950200						
Mississippi	28143980000						
Mississippi	28145950100						
Mississippi	28145950200						
Mississippi	28145950300						
Mississippi	28145950400						
Mississippi	28145950500						
Mississippi	28145950600						
Mississippi	28147950100						
Mississippi	28147950200						
Mississippi	28147950300						
Mississippi	28149950100						
Mississippi	28149950200						
Mississippi	28149950300						
Mississippi	28149950400						
Mississippi	28149950500						
Mississippi	28149950600						
Mississippi	28149950700						
Mississippi	28149950800						
Mississippi	28149950901						
Mississippi	28149950902						
Mississippi	28149951101						
Mississippi	28149951102						
Mississippi	28151000100						
Mississippi	28151000200						
Mississippi	28151000300						
Mississippi	28151000400						
Mississippi	28151000600						
Mississippi	28151000701						
Mississippi	28151000702						
Mississippi	28151000800						
Mississippi	28151000900						
Mississippi	28151001000						
Mississippi	28151001100						
Mississippi	28151001200						
Mississippi	28151001300						
Mississippi	28151001400						
Mississippi	28151001500						
Mississippi	28151001600						
Mississippi	28151001700						
Mississippi	28151002000						
Mississippi	28151002100						
Mississippi	28153950100						
Mississippi	28153950200						
Mississippi	28153950300						

AMERICAN OVERSIGHT

State	2012-2016 ACS LIC Tract	Enter "YES" Below to Nominate LIC	2012-2016 Tract Poverty Rate	2012-2016 Tract Median Family Income	2012-2016 State Median Family Income	2012-2016 Core Based Statistical Area (CBSA) Median Family Income	Metro/Non-Metro
Mississippi	28153950400						
Mississippi	28155950100						
Mississippi	28155950200						
Mississippi	28155950300						
Mississippi	28157950100						
Mississippi	28157950200						
Mississippi	28159950100						
Mississippi	28159950200						
Mississippi	28159950300						
Mississippi	28159950400						
Mississippi	28159950500						
Mississippi	28161950100						
Mississippi	28161950200						
Mississippi	28161950300						
Mississippi	28163950100						
Mississippi	28163950200						
Mississippi	28163950300						
Mississippi	28163950400						
Mississippi	28163950500						
Mississippi	28163950600						
Missouri	29001950100						
Missouri	29001950200						
Missouri	29001950300						
Missouri	29001950400						
Missouri	29001950500						
Missouri	29001950900						
Missouri	29001951000						
Missouri	29003010100						
Missouri	29003010200						
Missouri	29003010300						
Missouri	29003010400						
Missouri	29005950100						
Missouri	29005950200						
Missouri	29007950100						
Missouri	29007950200						
Missouri	29007950300						
Missouri	29007950400						
Missouri	29007950500						
Missouri	29007950600						
Missouri	29007950700						
Missouri	29009960100						
Missouri	29009960200						
Missouri	29009960300						
Missouri	29009960401						
Missouri	29009960402						
Missouri	29009960500						
Missouri	29009960600						
Missouri	29011960100						

AMERICAN OVERSIGHT

State	2012-2016 ACS LIC Tract	Enter "YES" Below to Nominate LIC	2012-2016 Tract Poverty Rate	2012-2016 Tract Median Family Income	2012-2016 State Median Family Income	2012-2016 Core Based Statistical Area (CBSA) Median Family Income	Metro/Non-Metro
Missouri	29011960200						
Missouri	29011960300						
Missouri	29013070100						
Missouri	29013070200						
Missouri	29013070300						
Missouri	29013070400						
Missouri	29015460100						
Missouri	29015460200						
Missouri	29015460300						
Missouri	29015460400						
Missouri	29015460700						
Missouri	29015460800						
Missouri	29017950100						
Missouri	29017950200						
Missouri	29017950300						
Missouri	29019000200						
Missouri	29019000300						
Missouri	29019000500						
Missouri	29019000600						
Missouri	29019000700						
Missouri	29019000900						
Missouri	29019001001						
Missouri	29019001002						
Missouri	29019001101						
Missouri	29019001103						
Missouri	29019001104						
Missouri	29019001201						
Missouri	29019001202						
Missouri	29019001300						
Missouri	29019001400						
Missouri	29019001502						
Missouri	29019001503						
Missouri	29019001504						
Missouri	29019001601						
Missouri	29019001602						
Missouri	29019001701						
Missouri	29019001702						
Missouri	29019001803						
Missouri	29019001805						
Missouri	29019001901						
Missouri	29019001902						
Missouri	29019002000						
Missouri	29019002100						
Missouri	29019002200						
Missouri	29021000100						
Missouri	29021000200						
Missouri	29021000300						
Missouri	29021000400						

AMERICAN OVERSIGHT

State	2012-2016 ACS LIC Tract	Enter "YES" Below to Nominate LIC	2012-2016 Tract Poverty Rate	2012-2016 Tract Median Family Income	2012-2016 State Median Family Income	2012-2016 Core Based Statistical Area (CBSA) Median Family Income	Metro/Non-Metro
Missouri	29021000500						
Missouri	29021000600						
Missouri	29021000701						
Missouri	29021000702						
Missouri	29021000900						
Missouri	29021001000						
Missouri	29021001100						
Missouri	29021001200						
Missouri	29021001500						
Missouri	29021001600						
Missouri	29021001700						
Missouri	29021001800						
Missouri	29021002100						
Missouri	29021002200						
Missouri	29021002300						
Missouri	29021002400						
Missouri	29021002500						
Missouri	29021002700						
Missouri	29021002800						
Missouri	29021002900						
Missouri	29021003000						
Missouri	29023950100						
Missouri	29023950201						
Missouri	29023950202						
Missouri	29023950300						
Missouri	29023950400						
Missouri	29023950500						
Missouri	29023950600						
Missouri	29023950700						
Missouri	29023950800						
Missouri	29023950900						
Missouri	29025950100						
Missouri	29025950200						
Missouri	29027070100						
Missouri	29027070200						
Missouri	29027070300						
Missouri	29027070400						
Missouri	29027070500						
Missouri	29027070600						
Missouri	29027070700						
Missouri	29027070800						
Missouri	29029950100						
Missouri	29029950200						
Missouri	29029950300						
Missouri	29029950400						
Missouri	29029950500						
Missouri	29029950600						
Missouri	29029950700						

AMERICAN OVERSIGHT

State	2012-2016 ACS LIC Tract	Enter "YES" Below to Nominate LIC	2012-2016 Tract Poverty Rate	2012-2016 Tract Median Family Income	2012-2016 State Median Family Income	2012-2016 Core Based Statistical Area (CBSA) Median Family Income	Metro/Non-Metro
Missouri	29029950800						
Missouri	29029950900						
Missouri	29029951100						
Missouri	29029951200						
Missouri	29031880100						
Missouri	29031880200						
Missouri	29031880300						
Missouri	29031880400						
Missouri	29031880500						
Missouri	29031880600						
Missouri	29031880700						
Missouri	29031880800						
Missouri	29031880900						
Missouri	29031881000						
Missouri	29031881100						
Missouri	29031881200						
Missouri	29031881300						
Missouri	29031881400						
Missouri	29031881500						
Missouri	29031881600						
Missouri	29033960100						
Missouri	29033960200						
Missouri	29033960300						
Missouri	29035960100						
Missouri	29035960200						
Missouri	29037060001						
Missouri	29037060003						
Missouri	29037060004						
Missouri	29037060100						
Missouri	29037060202						
Missouri	29037060301						
Missouri	29037060302						
Missouri	29037060305						
Missouri	29037060400						
Missouri	29037060500						
Missouri	29037060600						
Missouri	29037060700						
Missouri	29037060800						
Missouri	29037060904						
Missouri	29037061001						
Missouri	29037061002						
Missouri	29037061100						
Missouri	29037061200						
Missouri	29037061300						
Missouri	29037061400						
Missouri	29039870100						
Missouri	29039870200						
Missouri	29039870300						

AMERICAN OVERSIGHT

State	2012-2016 ACS LIC Tract	Enter "YES" Below to Nominate LIC	2012-2016 Tract Poverty Rate	2012-2016 Tract Median Family Income	2012-2016 State Median Family Income	2012-2016 Core Based Statistical Area (CBSA) Median Family Income	Metro/Non-Metro
Missouri	29041470100						
Missouri	29041470200						
Missouri	29041470300						
Missouri	29043020101						
Missouri	29043020102						
Missouri	29043020201						
Missouri	29043020202						
Missouri	29043020203						
Missouri	29043020204						
Missouri	29043020205						
Missouri	29043020302						
Missouri	29043020303						
Missouri	29043020304						
Missouri	29043020305						
Missouri	29043020306						
Missouri	29043020400						
Missouri	29043020500						
Missouri	29045950100						
Missouri	29045950200						
Missouri	29045950300						
Missouri	29047020201						
Missouri	29047020202						
Missouri	29047020300						
Missouri	29047020400						
Missouri	29047020500						
Missouri	29047020602						
Missouri	29047020603						
Missouri	29047020604						
Missouri	29047020801						
Missouri	29047020901						
Missouri	29047020902						
Missouri	29047021001						
Missouri	29047021003						
Missouri	29047021004						
Missouri	29047021101						
Missouri	29047021102						
Missouri	29047021103						
Missouri	29047021204						
Missouri	29047021205						
Missouri	29047021206						
Missouri	29047021207						
Missouri	29047021208						
Missouri	29047021303						
Missouri	29047021305						
Missouri	29047021306						
Missouri	29047021307						
Missouri	29047021309						
Missouri	29047021310						

AMERICAN OVERSIGHT

State	2012-2016 ACS LIC Tract	Enter "YES" Below to Nominate LIC	2012-2016 Tract Poverty Rate	2012-2016 Tract Median Family Income	2012-2016 State Median Family Income	2012-2016 Core Based Statistical Area (CBSA) Median Family Income	Metro/Non-Metro
Missouri	29047021401						
Missouri	29047021403						
Missouri	29047021404						
Missouri	29047021600						
Missouri	29047021701						
Missouri	29047021702						
Missouri	29047021803						
Missouri	29047021804						
Missouri	29047021805						
Missouri	29047021806						
Missouri	29047021900						
Missouri	29047022000						
Missouri	29047022100						
Missouri	29047022200						
Missouri	29047022301						
Missouri	29047022302						
Missouri	29049960100						
Missouri	29049960200						
Missouri	29049960300						
Missouri	29049960400						
Missouri	29051010300						
Missouri	29051010400						
Missouri	29051010500						
Missouri	29051010600						
Missouri	29051010701						
Missouri	29051010702						
Missouri	29051010800						
Missouri	29051010900						
Missouri	29051020198						
Missouri	29051020200						
Missouri	29051020300						
Missouri	29051020400						
Missouri	29051020500						
Missouri	29051020600						
Missouri	29051020700						
Missouri	29053950100						
Missouri	29053950200						
Missouri	29053950300						
Missouri	29053950400						
Missouri	29053950500						
Missouri	29055450101						
Missouri	29055450102						
Missouri	29055450200						
Missouri	29055450301						
Missouri	29055450302						
Missouri	29055450400						
Missouri	29057480100						
Missouri	29057480200						

AMERICAN OVERSIGHT

State	2012-2016 ACS LIC Tract	Enter "YES" Below to Nominate LIC	2012-2016 Tract Poverty Rate	2012-2016 Tract Median Family Income	2012-2016 State Median Family Income	2012-2016 Core Based Statistical Area (CBSA) Median Family Income	Metro/Non-Metro
Missouri	29059480100						
Missouri	29059480200						
Missouri	29059480300						
Missouri	29061470100						
Missouri	29061470200						
Missouri	29063080100						
Missouri	29063080200						
Missouri	29065960100						
Missouri	29065960200						
Missouri	29065960300						
Missouri	29065960400						
Missouri	29067950100						
Missouri	29067950200						
Missouri	29067950500						
Missouri	29069360100						
Missouri	29069360200						
Missouri	29069360300						
Missouri	29069360400						
Missouri	29069360500						
Missouri	29069360600						
Missouri	29069360700						
Missouri	29069360800						
Missouri	29069360900						
Missouri	29069361000						
Missouri	29071800100						
Missouri	29071800201						
Missouri	29071800202						
Missouri	29071800300						
Missouri	29071800401						
Missouri	29071800402						
Missouri	29071800500						
Missouri	29071800601						
Missouri	29071800602						
Missouri	29071800701						
Missouri	29071800702						
Missouri	29071800800						
Missouri	29071800901						
Missouri	29071800902						
Missouri	29071801000						
Missouri	29071801101						
Missouri	29071801102						
Missouri	29073960100						
Missouri	29073960200						
Missouri	29073960300						
Missouri	29073960400						
Missouri	29073960500						
Missouri	29075960100						
Missouri	29075960200						

AMERICAN OVERSIGHT

State	2012-2016 ACS LIC Tract	Enter "YES" Below to Nominate LIC	2012-2016 Tract Poverty Rate	2012-2016 Tract Median Family Income	2012-2016 State Median Family Income	2012-2016 Core Based Statistical Area (CBSA) Median Family Income	Metro/Non-Metro
Missouri	29077000100						
Missouri	29077000200						
Missouri	29077000300						
Missouri	29077000400						
Missouri	29077000501						
Missouri	29077000502						
Missouri	29077000600						
Missouri	29077000700						
Missouri	29077000800						
Missouri	29077000900						
Missouri	29077001000						
Missouri	29077001100						
Missouri	29077001200						
Missouri	29077001301						
Missouri	29077001302						
Missouri	29077001400						
Missouri	29077001500						
Missouri	29077001700						
Missouri	29077001800						
Missouri	29077001900						
Missouri	29077002200						
Missouri	29077002300						
Missouri	29077002402						
Missouri	29077002502						
Missouri	29077002600						
Missouri	29077002700						
Missouri	29077002800						
Missouri	29077002900						
Missouri	29077003002						
Missouri	29077003100						
Missouri	29077003200						
Missouri	29077003300						
Missouri	29077003600						
Missouri	29077003700						
Missouri	29077003800						
Missouri	29077003900						
Missouri	29077004001						
Missouri	29077004002						
Missouri	29077004003						
Missouri	29077004101						
Missouri	29077004102						
Missouri	29077004103						
Missouri	29077004201						
Missouri	29077004202						
Missouri	29077004301						
Missouri	29077004302						
Missouri	29077004400						
Missouri	29077004500						

AMERICAN OVERSIGHT

State	2012-2016 ACS LIC Tract	Enter "YES" Below to Nominate LIC	2012-2016 Tract Poverty Rate	2012-2016 Tract Median Family Income	2012-2016 State Median Family Income	2012-2016 Core Based Statistical Area (CBSA) Median Family Income	Metro/Non-Metro
Missouri	29077004600						
Missouri	29077004700						
Missouri	29077004801						
Missouri	29077004802						
Missouri	29077004803						
Missouri	29077004900						
Missouri	29077005001						
Missouri	29077005002						
Missouri	29077005100						
Missouri	29077005200						
Missouri	29077005500						
Missouri	29077005600						
Missouri	29077005700						
Missouri	29077005800						
Missouri	29079960100						
Missouri	29079960200						
Missouri	29079960300						
Missouri	29079960400						
Missouri	29081950100						
Missouri	29081950200						
Missouri	29081950300						
Missouri	29083950100						
Missouri	29083950200						
Missouri	29083950300						
Missouri	29083950400						
Missouri	29083950500						
Missouri	29083950600						
Missouri	29085470100						
Missouri	29085470300						
Missouri	29085470500						
Missouri	29087960100						
Missouri	29087960200						
Missouri	29087960300						
Missouri	29089960100						
Missouri	29089960200						
Missouri	29089960300						
Missouri	29091090100						
Missouri	29091090200						
Missouri	29091090300						
Missouri	29091090400						
Missouri	29091090500						
Missouri	29091090600						
Missouri	29091090700						
Missouri	29091090800						
Missouri	29093950100						
Missouri	29093950200						
Missouri	29093950300						
Missouri	29093950400						

AMERICAN OVERSIGHT

State	2012-2016 ACS LIC Tract	Enter "YES" Below to Nominate LIC	2012-2016 Tract Poverty Rate	2012-2016 Tract Median Family Income	2012-2016 State Median Family Income	2012-2016 Core Based Statistical Area (CBSA) Median Family Income	Metro/Non-Metro
Missouri	29095000300						
Missouri	29095000600						
Missouri	29095000700						
Missouri	29095000800						
Missouri	29095000900						
Missouri	29095001000						
Missouri	29095001100						
Missouri	29095001800						
Missouri	29095001900						
Missouri	29095002000						
Missouri	29095002100						
Missouri	29095002200						
Missouri	29095002300						
Missouri	29095003400						
Missouri	29095003700						
Missouri	29095003800						
Missouri	29095004300						
Missouri	29095004400						
Missouri	29095004600						
Missouri	29095005100						
Missouri	29095005200						
Missouri	29095005300						
Missouri	29095005400						
Missouri	29095005500						
Missouri	29095005601						
Missouri	29095005602						
Missouri	29095005700						
Missouri	29095005801						
Missouri	29095006000						
Missouri	29095006100						
Missouri	29095006300						
Missouri	29095006500						
Missouri	29095006600						
Missouri	29095006700						
Missouri	29095006900						
Missouri	29095007100						
Missouri	29095007200						
Missouri	29095007300						
Missouri	29095007400						
Missouri	29095007500						
Missouri	29095007600						
Missouri	29095007700						
Missouri	29095007802						
Missouri	29095007900						
Missouri	29095008000						
Missouri	29095008100						
Missouri	29095008200						
Missouri	29095008300						

AMERICAN OVERSIGHT

State	2012-2016 ACS LIC Tract	Enter "YES" Below to Nominate LIC	2012-2016 Tract Poverty Rate	2012-2016 Tract Median Family Income	2012-2016 State Median Family Income	2012-2016 Core Based Statistical Area (CBSA) Median Family Income	Metro/Non-Metro
Missouri	29095008400						
Missouri	29095008500						
Missouri	29095008600						
Missouri	29095008700						
Missouri	29095008800						
Missouri	29095008900						
Missouri	29095009000						
Missouri	29095009100						
Missouri	29095009200						
Missouri	29095009300						
Missouri	29095009400						
Missouri	29095009500						
Missouri	29095009600						
Missouri	29095009700						
Missouri	29095009800						
Missouri	29095009900						
Missouri	29095010001						
Missouri	29095010002						
Missouri	29095010103						
Missouri	29095010105						
Missouri	29095010201						
Missouri	29095010203						
Missouri	29095010204						
Missouri	29095010500						
Missouri	29095010600						
Missouri	29095010702						
Missouri	29095011000						
Missouri	29095011100						
Missouri	29095011200						
Missouri	29095011300						
Missouri	29095011401						
Missouri	29095011405						
Missouri	29095011406						
Missouri	29095011500						
Missouri	29095011600						
Missouri	29095011700						
Missouri	29095011800						
Missouri	29095011900						
Missouri	29095012000						
Missouri	29095012100						
Missouri	29095012200						
Missouri	29095012300						
Missouri	29095012400						
Missouri	29095012501						
Missouri	29095012502						
Missouri	29095012600						
Missouri	29095012701						
Missouri	29095012802						

AMERICAN OVERSIGHT

State	2012-2016 ACS LIC Tract	Enter "YES" Below to Nominate LIC	2012-2016 Tract Poverty Rate	2012-2016 Tract Median Family Income	2012-2016 State Median Family Income	2012-2016 Core Based Statistical Area (CBSA) Median Family Income	Metro/Non-Metro
Missouri	29095012803						
Missouri	29095012804						
Missouri	29095012903						
Missouri	29095012904						
Missouri	29095012906						
Missouri	29095013003						
Missouri	29095013100						
Missouri	29095013203						
Missouri	29095013208						
Missouri	29095013210						
Missouri	29095013301						
Missouri	29095013307						
Missouri	29095013309						
Missouri	29095013313						
Missouri	29095013401						
Missouri	29095013405						
Missouri	29095013407						
Missouri	29095013408						
Missouri	29095013410						
Missouri	29095013416						
Missouri	29095013502						
Missouri	29095013504						
Missouri	29095013606						
Missouri	29095013608						
Missouri	29095013612						
Missouri	29095013703						
Missouri	29095013704						
Missouri	29095013801						
Missouri	29095013802						
Missouri	29095013901						
Missouri	29095013902						
Missouri	29095013904						
Missouri	29095013916						
Missouri	29095014002						
Missouri	29095014004						
Missouri	29095014005						
Missouri	29095014006						
Missouri	29095014007						
Missouri	29095014101						
Missouri	29095014105						
Missouri	29095014108						
Missouri	29095014111						
Missouri	29095014112						
Missouri	29095014114						
Missouri	29095014120						
Missouri	29095014203						
Missouri	29095014204						
Missouri	29095014300						

AMERICAN OVERSIGHT

State	2012-2016 ACS LIC Tract	Enter "YES" Below to Nominate LIC	2012-2016 Tract Poverty Rate	2012-2016 Tract Median Family Income	2012-2016 State Median Family Income	2012-2016 Core Based Statistical Area (CBSA) Median Family Income	Metro/Non-Metro
Missouri	29095014400						
Missouri	29095014501						
Missouri	29095014502						
Missouri	29095014601						
Missouri	29095014603						
Missouri	29095014604						
Missouri	29095014701						
Missouri	29095014702						
Missouri	29095014804						
Missouri	29095014806						
Missouri	29095014902						
Missouri	29095014903						
Missouri	29095014904						
Missouri	29095014905						
Missouri	29095015000						
Missouri	29095015100						
Missouri	29095015200						
Missouri	29095015300						
Missouri	29095015400						
Missouri	29095015500						
Missouri	29095015600						
Missouri	29095015700						
Missouri	29095015800						
Missouri	29095015900						
Missouri	29095016000						
Missouri	29095016100						
Missouri	29095016200						
Missouri	29095016300						
Missouri	29095016400						
Missouri	29095016500						
Missouri	29095016600						
Missouri	29095016700						
Missouri	29095016800						
Missouri	29095016900						
Missouri	29095017000						
Missouri	29095017100						
Missouri	29095017200						
Missouri	29095017300						
Missouri	29095017400						
Missouri	29095017500						
Missouri	29095017600						
Missouri	29095017700						
Missouri	29095017800						
Missouri	29095017900						
Missouri	29095018000						
Missouri	29095018100						
Missouri	29095018200						
Missouri	29095018500						

AMERICAN OVERSIGHT

State	2012-2016 ACS LIC Tract	Enter "YES" Below to Nominate LIC	2012-2016 Tract Poverty Rate	2012-2016 Tract Median Family Income	2012-2016 State Median Family Income	2012-2016 Core Based Statistical Area (CBSA) Median Family Income	Metro/Non-Metro
Missouri	29095018600						
Missouri	29095019300						
Missouri	29095980101						
Missouri	29095980802						
Missouri	29095988300						
Missouri	29095989100						
Missouri	29095989200						
Missouri	29097010100						
Missouri	29097010200						
Missouri	29097010300						
Missouri	29097010400						
Missouri	29097010500						
Missouri	29097010600						
Missouri	29097010700						
Missouri	29097010800						
Missouri	29097010900						
Missouri	29097011000						
Missouri	29097011100						
Missouri	29097011200						
Missouri	29097011300						
Missouri	29097011400						
Missouri	29097011500						
Missouri	29097011600						
Missouri	29097011700						
Missouri	29097011800						
Missouri	29097011900						
Missouri	29097012000						
Missouri	29097012100						
Missouri	29097012200						
Missouri	29099700107						
Missouri	29099700109						
Missouri	29099700110						
Missouri	29099700111						
Missouri	29099700113						
Missouri	29099700114						
Missouri	29099700115						
Missouri	29099700116						
Missouri	29099700117						
Missouri	29099700118						
Missouri	29099700119						
Missouri	29099700203						
Missouri	29099700206						
Missouri	29099700207						
Missouri	29099700208						
Missouri	29099700209						
Missouri	29099700210						
Missouri	29099700211						
Missouri	29099700302						

AMERICAN OVERSIGHT

State	2012-2016 ACS LIC Tract	Enter "YES" Below to Nominate LIC	2012-2016 Tract Poverty Rate	2012-2016 Tract Median Family Income	2012-2016 State Median Family Income	2012-2016 Core Based Statistical Area (CBSA) Median Family Income	Metro/Non-Metro
Missouri	29099700303						
Missouri	29099700304						
Missouri	29099700401						
Missouri	29099700402						
Missouri	29099700502						
Missouri	29099700503						
Missouri	29099700504						
Missouri	29099700601						
Missouri	29099700603						
Missouri	29099700604						
Missouri	29099700605						
Missouri	29099700700						
Missouri	29099700801						
Missouri	29099700802						
Missouri	29099700900						
Missouri	29099701000						
Missouri	29099701101						
Missouri	29099701102						
Missouri	29099701200						
Missouri	29099701300						
Missouri	29099701401						
Missouri	29099701403						
Missouri	29099701404						
Missouri	29101960100						
Missouri	29101960200						
Missouri	29101960300						
Missouri	29101960400						
Missouri	29101960500						
Missouri	29101960600						
Missouri	29101960700						
Missouri	29101960900						
Missouri	29101980000						
Missouri	29103960100						
Missouri	29103960200						
Missouri	29105960100						
Missouri	29105960298						
Missouri	29105960300						
Missouri	29105960400						
Missouri	29105960500						
Missouri	29105960600						
Missouri	29107090100						
Missouri	29107090200						
Missouri	29107090300						
Missouri	29107090400						
Missouri	29107090500						
Missouri	29107090601						
Missouri	29107090602						
Missouri	29109470100						

AMERICAN OVERSIGHT

State	2012-2016 ACS LIC Tract	Enter "YES" Below to Nominate LIC	2012-2016 Tract Poverty Rate	2012-2016 Tract Median Family Income	2012-2016 State Median Family Income	2012-2016 Core Based Statistical Area (CBSA) Median Family Income	Metro/Non-Metro
Missouri	29109470200						
Missouri	29109470300						
Missouri	29109470400						
Missouri	29109470500						
Missouri	29109470601						
Missouri	29109470602						
Missouri	29111970100						
Missouri	29111970200						
Missouri	29111970300						
Missouri	29111970400						
Missouri	29113810100						
Missouri	29113810201						
Missouri	29113810202						
Missouri	29113810301						
Missouri	29113810303						
Missouri	29113810304						
Missouri	29113810400						
Missouri	29115490100						
Missouri	29115490200						
Missouri	29115490300						
Missouri	29115490400						
Missouri	29115490500						
Missouri	29117480100						
Missouri	29117480200						
Missouri	29117480300						
Missouri	29117480400						
Missouri	29117480500						
Missouri	29119070100						
Missouri	29119070200						
Missouri	29119070300						
Missouri	29119070400						
Missouri	29121960100						
Missouri	29121960200						
Missouri	29121960300						
Missouri	29121960400						
Missouri	29121960500						
Missouri	29123960100						
Missouri	29123960200						
Missouri	29123960300						
Missouri	29125880100						
Missouri	29125880298						
Missouri	29125880300						
Missouri	29127960100						
Missouri	29127960200						
Missouri	29127960300						
Missouri	29127960400						
Missouri	29127960500						
Missouri	29127960600						

AMERICAN OVERSIGHT

State	2012-2016 ACS LIC Tract	Enter "YES" Below to Nominate LIC	2012-2016 Tract Poverty Rate	2012-2016 Tract Median Family Income	2012-2016 State Median Family Income	2012-2016 Core Based Statistical Area (CBSA) Median Family Income	Metro/Non-Metro
Missouri	29127960800						
Missouri	29127960900						
Missouri	29129470100						
Missouri	29129470200						
Missouri	29131962500						
Missouri	29131962600						
Missouri	29131962700						
Missouri	29131962800						
Missouri	29131962900						
Missouri	29133950100						
Missouri	29133950200						
Missouri	29133950300						
Missouri	29133950400						
Missouri	29135385100						
Missouri	29135385200						
Missouri	29135385300						
Missouri	29135385400						
Missouri	29137960100						
Missouri	29137960200						
Missouri	29137960300						
Missouri	29139970100						
Missouri	29139970200						
Missouri	29139970300						
Missouri	29139970400						
Missouri	29141470100						
Missouri	29141470200						
Missouri	29141470300						
Missouri	29141470400						
Missouri	29141470500						
Missouri	29143960100						
Missouri	29143960200						
Missouri	29143960300						
Missouri	29143960400						
Missouri	29143960500						
Missouri	29143960600						
Missouri	29145020100						
Missouri	29145020200						
Missouri	29145020300						
Missouri	29145020400						
Missouri	29145020501						
Missouri	29145020502						
Missouri	29145020601						
Missouri	29145020602						
Missouri	29145020700						
Missouri	29145020800						
Missouri	29145020900						
Missouri	29145021000						
Missouri	29147470100						

AMERICAN OVERSIGHT

State	2012-2016 ACS LIC Tract	Enter "YES" Below to Nominate LIC	2012-2016 Tract Poverty Rate	2012-2016 Tract Median Family Income	2012-2016 State Median Family Income	2012-2016 Core Based Statistical Area (CBSA) Median Family Income	Metro/Non-Metro
Missouri	29147470200						
Missouri	29147470300						
Missouri	29147470400						
Missouri	29147470500						
Missouri	29149480100						
Missouri	29149480200						
Missouri	29149480300						
Missouri	29151490100						
Missouri	29151490200						
Missouri	29151490300						
Missouri	29151490400						
Missouri	29153470100						
Missouri	29153470200						
Missouri	29155470100						
Missouri	29155470200						
Missouri	29155470300						
Missouri	29155470400						
Missouri	29155470500						
Missouri	29155470600						
Missouri	29157470100						
Missouri	29157470200						
Missouri	29157470300						
Missouri	29157470400						
Missouri	29157470500						
Missouri	29159480100						
Missouri	29159480200						
Missouri	29159480300						
Missouri	29159480400						
Missouri	29159480500						
Missouri	29159480600						
Missouri	29159480700						
Missouri	29159480800						
Missouri	29159480900						
Missouri	29159481000						
Missouri	29159481100						
Missouri	29161890100						
Missouri	29161890200						
Missouri	29161890300						
Missouri	29161890400						
Missouri	29161890500						
Missouri	29161890600						
Missouri	29161890700						
Missouri	29161890800						
Missouri	29161890900						
Missouri	29161891000						
Missouri	29163460100						
Missouri	29163460200						
Missouri	29163460300						

AMERICAN OVERSIGHT

State	2012-2016 ACS LIC Tract	Enter "YES" Below to Nominate LIC	2012-2016 Tract Poverty Rate	2012-2016 Tract Median Family Income	2012-2016 State Median Family Income	2012-2016 Core Based Statistical Area (CBSA) Median Family Income	Metro/Non-Metro
Missouri	29163460400						
Missouri	29163460500						
Missouri	29165030001						
Missouri	29165030002						
Missouri	29165030101						
Missouri	29165030102						
Missouri	29165030103						
Missouri	29165030201						
Missouri	29165030205						
Missouri	29165030207						
Missouri	29165030208						
Missouri	29165030209						
Missouri	29165030210						
Missouri	29165030211						
Missouri	29165030305						
Missouri	29165030306						
Missouri	29165030307						
Missouri	29165030308						
Missouri	29165030401						
Missouri	29165030500						
Missouri	29165030600						
Missouri	29165030700						
Missouri	29167960100						
Missouri	29167960200						
Missouri	29167960300						
Missouri	29167960400						
Missouri	29169470101						
Missouri	29169470102						
Missouri	29169470286						
Missouri	29169470287						
Missouri	29169470389						
Missouri	29169470390						
Missouri	29169470400						
Missouri	29169470500						
Missouri	29169470600						
Missouri	29171960100						
Missouri	29171960200						
Missouri	29173470100						
Missouri	29173470200						
Missouri	29173470300						
Missouri	29175490100						
Missouri	29175490200						
Missouri	29175490300						
Missouri	29175490400						
Missouri	29175490500						
Missouri	29175490600						
Missouri	29177080000						
Missouri	29177080100						

AMERICAN OVERSIGHT

State	2012-2016 ACS LIC Tract	Enter "YES" Below to Nominate LIC	2012-2016 Tract Poverty Rate	2012-2016 Tract Median Family Income	2012-2016 State Median Family Income	2012-2016 Core Based Statistical Area (CBSA) Median Family Income	Metro/Non-Metro
Missouri	29177080200						
Missouri	29177080300						
Missouri	29179380100						
Missouri	29179380200						
Missouri	29181870100						
Missouri	29181870200						
Missouri	29181870300						
Missouri	29181870400						
Missouri	29183310100						
Missouri	29183310201						
Missouri	29183310202						
Missouri	29183310301						
Missouri	29183310302						
Missouri	29183310400						
Missouri	29183310501						
Missouri	29183310502						
Missouri	29183310601						
Missouri	29183310602						
Missouri	29183310700						
Missouri	29183310801						
Missouri	29183310802						
Missouri	29183310901						
Missouri	29183310902						
Missouri	29183310903						
Missouri	29183311001						
Missouri	29183311003						
Missouri	29183311004						
Missouri	29183311103						
Missouri	29183311114						
Missouri	29183311122						
Missouri	29183311124						
Missouri	29183311132						
Missouri	29183311145						
Missouri	29183311146						
Missouri	29183311147						
Missouri	29183311148						
Missouri	29183311149						
Missouri	29183311150						
Missouri	29183311151						
Missouri	29183311152						
Missouri	29183311153						
Missouri	29183311154						
Missouri	29183311203						
Missouri	29183311211						
Missouri	29183311212						
Missouri	29183311221						
Missouri	29183311294						
Missouri	29183311296						

AMERICAN OVERSIGHT

State	2012-2016 ACS LIC Tract	Enter "YES" Below to Nominate LIC	2012-2016 Tract Poverty Rate	2012-2016 Tract Median Family Income	2012-2016 State Median Family Income	2012-2016 Core Based Statistical Area (CBSA) Median Family Income	Metro/Non-Metro
Missouri	29183311311						
Missouri	29183311312						
Missouri	29183311322						
Missouri	29183311331						
Missouri	29183311391						
Missouri	29183311422						
Missouri	29183311500						
Missouri	29183311601						
Missouri	29183311602						
Missouri	29183311712						
Missouri	29183311721						
Missouri	29183311722						
Missouri	29183311732						
Missouri	29183311733						
Missouri	29183311734						
Missouri	29183311735						
Missouri	29183311736						
Missouri	29183311801						
Missouri	29183311802						
Missouri	29183311903						
Missouri	29183311904						
Missouri	29183311907						
Missouri	29183311908						
Missouri	29183311909						
Missouri	29183312001						
Missouri	29183312094						
Missouri	29183312095						
Missouri	29183312096						
Missouri	29183312097						
Missouri	29183312192						
Missouri	29183312193						
Missouri	29183312194						
Missouri	29183312195						
Missouri	29183312204						
Missouri	29183312205						
Missouri	29183312206						
Missouri	29183312300						
Missouri	29183312400						
Missouri	29183980000						
Missouri	29185480100						
Missouri	29185480200						
Missouri	29185480300						
Missouri	29186960100						
Missouri	29186960200						
Missouri	29186960300						
Missouri	29186960400						
Missouri	29187950101						
Missouri	29187950102						

AMERICAN OVERSIGHT

State	2012-2016 ACS LIC Tract	Enter "YES" Below to Nominate LIC	2012-2016 Tract Poverty Rate	2012-2016 Tract Median Family Income	2012-2016 State Median Family Income	2012-2016 Core Based Statistical Area (CBSA) Median Family Income	Metro/Non-Metro
Missouri	29187950300						
Missouri	29187950400						
Missouri	29187950600						
Missouri	29187950700						
Missouri	29187950800						
Missouri	29187950901						
Missouri	29187950902						
Missouri	29187951000						
Missouri	29187951100						
Missouri	29189210100						
Missouri	29189210200						
Missouri	29189210300						
Missouri	29189210400						
Missouri	29189210501						
Missouri	29189210502						
Missouri	29189210600						
Missouri	29189210702						
Missouri	29189210703						
Missouri	29189210704						
Missouri	29189210803						
Missouri	29189210804						
Missouri	29189210805						
Missouri	29189210806						
Missouri	29189210912						
Missouri	29189210921						
Missouri	29189210923						
Missouri	29189210924						
Missouri	29189210925						
Missouri	29189210926						
Missouri	29189210927						
Missouri	29189210928						
Missouri	29189211000						
Missouri	29189211101						
Missouri	29189211102						
Missouri	29189211201						
Missouri	29189211202						
Missouri	29189211301						
Missouri	29189211331						
Missouri	29189211332						
Missouri	29189211333						
Missouri	29189211334						
Missouri	29189211401						
Missouri	29189211402						
Missouri	29189211500						
Missouri	29189211600						
Missouri	29189211700						
Missouri	29189211801						
Missouri	29189211802						

AMERICAN OVERSIGHT

State	2012-2016 ACS LIC Tract	Enter "YES" Below to Nominate LIC	2012-2016 Tract Poverty Rate	2012-2016 Tract Median Family Income	2012-2016 State Median Family Income	2012-2016 Core Based Statistical Area (CBSA) Median Family Income	Metro/Non-Metro
Missouri	29189211900						
Missouri	29189212001						
Missouri	29189212002						
Missouri	29189212101						
Missouri	29189212102						
Missouri	29189212200						
Missouri	29189212300						
Missouri	29189212400						
Missouri	29189212500						
Missouri	29189212600						
Missouri	29189212700						
Missouri	29189213101						
Missouri	29189213102						
Missouri	29189213202						
Missouri	29189213203						
Missouri	29189213204						
Missouri	29189213300						
Missouri	29189213400						
Missouri	29189213500						
Missouri	29189213600						
Missouri	29189213700						
Missouri	29189213800						
Missouri	29189213900						
Missouri	29189214100						
Missouri	29189214200						
Missouri	29189214300						
Missouri	29189214400						
Missouri	29189214500						
Missouri	29189214601						
Missouri	29189214602						
Missouri	29189214700						
Missouri	29189214800						
Missouri	29189214900						
Missouri	29189215001						
Missouri	29189215003						
Missouri	29189215004						
Missouri	29189215005						
Missouri	29189215102						
Missouri	29189215103						
Missouri	29189215105						
Missouri	29189215141						
Missouri	29189215142						
Missouri	29189215143						
Missouri	29189215144						
Missouri	29189215201						
Missouri	29189215202						
Missouri	29189215231						
Missouri	29189215232						

AMERICAN OVERSIGHT

State	2012-2016 ACS LIC Tract	Enter "YES" Below to Nominate LIC	2012-2016 Tract Poverty Rate	2012-2016 Tract Median Family Income	2012-2016 State Median Family Income	2012-2016 Core Based Statistical Area (CBSA) Median Family Income	Metro/Non-Metro
Missouri	29189215301						
Missouri	29189215302						
Missouri	29189215400						
Missouri	29189215500						
Missouri	29189215600						
Missouri	29189215700						
Missouri	29189215800						
Missouri	29189215900						
Missouri	29189216000						
Missouri	29189216100						
Missouri	29189216200						
Missouri	29189216300						
Missouri	29189216400						
Missouri	29189216500						
Missouri	29189216600						
Missouri	29189216700						
Missouri	29189216800						
Missouri	29189216900						
Missouri	29189217000						
Missouri	29189217200						
Missouri	29189217300						
Missouri	29189217400						
Missouri	29189217500						
Missouri	29189217600						
Missouri	29189217701						
Missouri	29189217702						
Missouri	29189217802						
Missouri	29189217806						
Missouri	29189217807						
Missouri	29189217841						
Missouri	29189217842						
Missouri	29189217851						
Missouri	29189217852						
Missouri	29189217921						
Missouri	29189217923						
Missouri	29189217931						
Missouri	29189217932						
Missouri	29189217941						
Missouri	29189217942						
Missouri	29189217943						
Missouri	29189217944						
Missouri	29189218003						
Missouri	29189218011						
Missouri	29189218012						
Missouri	29189218102						
Missouri	29189218103						
Missouri	29189218201						
Missouri	29189218300						

AMERICAN OVERSIGHT

State	2012-2016 ACS LIC Tract	Enter "YES" Below to Nominate LIC	2012-2016 Tract Poverty Rate	2012-2016 Tract Median Family Income	2012-2016 State Median Family Income	2012-2016 Core Based Statistical Area (CBSA) Median Family Income	Metro/Non-Metro
Missouri	29189218401						
Missouri	29189218402						
Missouri	29189218500						
Missouri	29189218600						
Missouri	29189218800						
Missouri	29189218900						
Missouri	29189219100						
Missouri	29189219200						
Missouri	29189219300						
Missouri	29189219400						
Missouri	29189219500						
Missouri	29189219600						
Missouri	29189219700						
Missouri	29189219800						
Missouri	29189219900						
Missouri	29189220001						
Missouri	29189220002						
Missouri	29189220100						
Missouri	29189220200						
Missouri	29189220300						
Missouri	29189220431						
Missouri	29189220432						
Missouri	29189220441						
Missouri	29189220442						
Missouri	29189220443						
Missouri	29189220444						
Missouri	29189220445						
Missouri	29189220446						
Missouri	29189220501						
Missouri	29189220502						
Missouri	29189220601						
Missouri	29189220602						
Missouri	29189220701						
Missouri	29189220702						
Missouri	29189220703						
Missouri	29189220801						
Missouri	29189220802						
Missouri	29189220803						
Missouri	29189221000						
Missouri	29189221100						
Missouri	29189221201						
Missouri	29189221202						
Missouri	29189221301						
Missouri	29189221302						
Missouri	29189221332						
Missouri	29189221335						
Missouri	29189221421						
Missouri	29189221422						

AMERICAN OVERSIGHT

State	2012-2016 ACS LIC Tract	Enter "YES" Below to Nominate LIC	2012-2016 Tract Poverty Rate	2012-2016 Tract Median Family Income	2012-2016 State Median Family Income	2012-2016 Core Based Statistical Area (CBSA) Median Family Income	Metro/Non-Metro
Missouri	29189221423						
Missouri	29189221424						
Missouri	29189221502						
Missouri	29189221503						
Missouri	29189221506						
Missouri	29189221621						
Missouri	29189221624						
Missouri	29189221625						
Missouri	29189221626						
Missouri	29189221627						
Missouri	29189221628						
Missouri	29189221629						
Missouri	29189221800						
Missouri	29189221900						
Missouri	29189222000						
Missouri	29189222100						
Missouri	29195090100						
Missouri	29195090200						
Missouri	29195090300						
Missouri	29195090400						
Missouri	29195090500						
Missouri	29195090600						
Missouri	29195090700						
Missouri	29195090800						
Missouri	29197470100						
Missouri	29197470200						
Missouri	29199480100						
Missouri	29199480200						
Missouri	29201780100						
Missouri	29201780200						
Missouri	29201780300						
Missouri	29201780400						
Missouri	29201780600						
Missouri	29201780700						
Missouri	29201781000						
Missouri	29201781100						
Missouri	29201781200						
Missouri	29201781300						
Missouri	29203470100						
Missouri	29203470200						
Missouri	29205450100						
Missouri	29205450200						
Missouri	29205450300						
Missouri	29207470100						
Missouri	29207470200						
Missouri	29207470300						
Missouri	29207470400						
Missouri	29207470500						

AMERICAN OVERSIGHT

State	2012-2016 ACS LIC Tract	Enter "YES" Below to Nominate LIC	2012-2016 Tract Poverty Rate	2012-2016 Tract Median Family Income	2012-2016 State Median Family Income	2012-2016 Core Based Statistical Area (CBSA) Median Family Income	Metro/Non-Metro
Missouri	29207470600						
Missouri	29207470700						
Missouri	29207470800						
Missouri	29209090100						
Missouri	29209090200						
Missouri	29209090400						
Missouri	29209090500						
Missouri	29209090601						
Missouri	29209090602						
Missouri	29211480100						
Missouri	29211480200						
Missouri	29211480300						
Missouri	29213480105						
Missouri	29213480106						
Missouri	29213480201						
Missouri	29213480202						
Missouri	29213480301						
Missouri	29213480302						
Missouri	29213480401						
Missouri	29213480402						
Missouri	29213480501						
Missouri	29213480502						
Missouri	29215480100						
Missouri	29215480200						
Missouri	29215480300						
Missouri	29215480400						
Missouri	29217950100						
Missouri	29217950200						
Missouri	29217950300						
Missouri	29217950400						
Missouri	29217950500						
Missouri	29217950600						
Missouri	29219820101						
Missouri	29219820102						
Missouri	29219820103						
Missouri	29219820201						
Missouri	29219820202						
Missouri	29221460100						
Missouri	29221460200						
Missouri	29221460300						
Missouri	29221460400						
Missouri	29221460500						
Missouri	29223690100						
Missouri	29223690200						
Missouri	29223690300						
Missouri	29223690400						
Missouri	29225470101						
Missouri	29225470102						

AMERICAN OVERSIGHT

State	2012-2016 ACS LIC Tract	Enter "YES" Below to Nominate LIC	2012-2016 Tract Poverty Rate	2012-2016 Tract Median Family Income	2012-2016 State Median Family Income	2012-2016 Core Based Statistical Area (CBSA) Median Family Income	Metro/Non-Metro
Missouri	29225470201						
Missouri	29225470202						
Missouri	29225470301						
Missouri	29225470302						
Missouri	29225470401						
Missouri	29225470402						
Missouri	29227960100						
Missouri	29229490100						
Missouri	29229490200						
Missouri	29229490300						
Missouri	29229490400						
Missouri	29510101100						
Missouri	29510101200						
Missouri	29510101300						
Missouri	29510101400						
Missouri	29510101500						
Missouri	29510101800						
Missouri	29510102100						
Missouri	29510102200						
Missouri	29510102300						
Missouri	29510102400						
Missouri	29510102500						
Missouri	29510103100						
Missouri	29510103400						
Missouri	29510103600						
Missouri	29510103700						
Missouri	29510103800						
Missouri	29510104200						
Missouri	29510104500						
Missouri	29510105198						
Missouri	29510105200						
Missouri	29510105300						
Missouri	29510105400						
Missouri	29510105500						
Missouri	29510106100						
Missouri	29510106200						
Missouri	29510106300						
Missouri	29510106400						
Missouri	29510106500						
Missouri	29510106600						
Missouri	29510106700						
Missouri	29510107200						
Missouri	29510107300						
Missouri	29510107400						
Missouri	29510107500						
Missouri	29510107600						
Missouri	29510108100						
Missouri	29510108200						

AMERICAN OVERSIGHT

State	2012-2016 ACS LIC Tract	Enter "YES" Below to Nominate LIC	2012-2016 Tract Poverty Rate	2012-2016 Tract Median Family Income	2012-2016 State Median Family Income	2012-2016 Core Based Statistical Area (CBSA) Median Family Income	Metro/Non-Metro
Missouri	29510108300						
Missouri	29510109600						
Missouri	29510109700						
Missouri	29510110100						
Missouri	29510110200						
Missouri	29510110300						
Missouri	29510110400						
Missouri	29510110500						
Missouri	29510111100						
Missouri	29510111200						
Missouri	29510111300						
Missouri	29510111400						
Missouri	29510111500						
Missouri	29510112100						
Missouri	29510112200						
Missouri	29510112300						
Missouri	29510112400						
Missouri	29510113500						
Missouri	29510114101						
Missouri	29510114102						
Missouri	29510114200						
Missouri	29510114300						
Missouri	29510115100						
Missouri	29510115200						
Missouri	29510115300						
Missouri	29510115400						
Missouri	29510115500						
Missouri	29510115600						
Missouri	29510115700						
Missouri	29510116100						
Missouri	29510116200						
Missouri	29510116301						
Missouri	29510116302						
Missouri	29510116400						
Missouri	29510116500						
Missouri	29510117100						
Missouri	29510117200						
Missouri	29510117400						
Missouri	29510118100						
Missouri	29510118400						
Missouri	29510118600						
Missouri	29510119101						
Missouri	29510119102						
Missouri	29510119200						
Missouri	29510119300						
Missouri	29510120200						
Missouri	29510121100						
Missouri	29510121200						

AMERICAN OVERSIGHT

State	2012-2016 ACS LIC Tract	Enter "YES" Below to Nominate LIC	2012-2016 Tract Poverty Rate	2012-2016 Tract Median Family Income	2012-2016 State Median Family Income	2012-2016 Core Based Statistical Area (CBSA) Median Family Income	Metro/Non-Metro
Missouri	29510123100						
Missouri	29510123200						
Missouri	29510123300						
Missouri	29510124100						
Missouri	29510124200						
Missouri	29510124300						
Missouri	29510124600						
Missouri	29510125500						
Missouri	29510125600						
Missouri	29510125700						
Missouri	29510126600						
Missouri	29510126700						
Missouri	29510126800						
Missouri	29510126900						
Missouri	29510127000						
Missouri	29510127100						
Missouri	29510127200						
Missouri	29510127300						
Missouri	29510127400						
Missouri	29510127500						
Missouri	29510127600						
Montana	30001000100						
Montana	30001000200						
Montana	30001000300						
Montana	30003000100						
Montana	30003940400						
Montana	30003940500						
Montana	30003940600						
Montana	30003940700						
Montana	30005000100						
Montana	30005000200						
Montana	30005940100						
Montana	30005940200						
Montana	30007000100						
Montana	30007000200						
Montana	30009000100						
Montana	30009000200						
Montana	30009000300						
Montana	30009000400						
Montana	30009000500						
Montana	30011000300						
Montana	30013000100						
Montana	30013000200						
Montana	30013000300						
Montana	30013000400						
Montana	30013000700						
Montana	30013000800						
Montana	30013000900						

AMERICAN OVERSIGHT

State	2012-2016 ACS LIC Tract	Enter "YES" Below to Nominate LIC	2012-2016 Tract Poverty Rate	2012-2016 Tract Median Family Income	2012-2016 State Median Family Income	2012-2016 Core Based Statistical Area (CBSA) Median Family Income	Metro/Non-Metro
Montana	30013001000						
Montana	30013001100						
Montana	30013001200						
Montana	30013001600						
Montana	30013001700						
Montana	30013001800						
Montana	30013001900						
Montana	30013002100						
Montana	30013002200						
Montana	30013002300						
Montana	30013010100						
Montana	30013010400						
Montana	30013010600						
Montana	30013010700						
Montana	30013010800						
Montana	30015010200						
Montana	30015010300						
Montana	30017961300						
Montana	30017961500						
Montana	30017961600						
Montana	30017961800						
Montana	30017961900						
Montana	30017962000						
Montana	30019020300						
Montana	30021000100						
Montana	30021000200						
Montana	30021000300						
Montana	30023000300						
Montana	30023000400						
Montana	30023000500						
Montana	30025000100						
Montana	30027030100						
Montana	30027030200						
Montana	30029000100						
Montana	30029000201						
Montana	30029000202						
Montana	30029000203						
Montana	30029000300						
Montana	30029000401						
Montana	30029000402						
Montana	30029000601						
Montana	30029000602						
Montana	30029000700						
Montana	30029000800						
Montana	30029000900						
Montana	30029001000						
Montana	30029001100						
Montana	30029001200						

AMERICAN OVERSIGHT

State	2012-2016 ACS LIC Tract	Enter "YES" Below to Nominate LIC	2012-2016 Tract Poverty Rate	2012-2016 Tract Median Family Income	2012-2016 State Median Family Income	2012-2016 Core Based Statistical Area (CBSA) Median Family Income	Metro/Non-Metro
Montana	30029001301						
Montana	30029001302						
Montana	30029001400						
Montana	30029001700						
Montana	30031000101						
Montana	30031000102						
Montana	30031000103						
Montana	30031000200						
Montana	30031000300						
Montana	30031000400						
Montana	30031000501						
Montana	30031000502						
Montana	30031000503						
Montana	30031000504						
Montana	30031000600						
Montana	30031000701						
Montana	30031000702						
Montana	30031000800						
Montana	30031000900						
Montana	30031001001						
Montana	30031001002						
Montana	30031001101						
Montana	30031001102						
Montana	30031001200						
Montana	30031001500						
Montana	30031001600						
Montana	30033000100						
Montana	30035940200						
Montana	30035940400						
Montana	30035976000						
Montana	30035980000						
Montana	30037000100						
Montana	30039961700						
Montana	30041040100						
Montana	30041040200						
Montana	30041040300						
Montana	30041040400						
Montana	30041040500						
Montana	30041940300						
Montana	30043962201						
Montana	30043962202						
Montana	30043962300						
Montana	30045000100						
Montana	30047000100						
Montana	30047000200						
Montana	30047940301						
Montana	30047940303						
Montana	30047940400						

AMERICAN OVERSIGHT

State	2012-2016 ACS LIC Tract	Enter "YES" Below to Nominate LIC	2012-2016 Tract Poverty Rate	2012-2016 Tract Median Family Income	2012-2016 State Median Family Income	2012-2016 Core Based Statistical Area (CBSA) Median Family Income	Metro/Non-Metro
Montana	30047940500						
Montana	30047940600						
Montana	30047940700						
Montana	30049000100						
Montana	30049000200						
Montana	30049000300						
Montana	30049000400						
Montana	30049000501						
Montana	30049000502						
Montana	30049000600						
Montana	30049000700						
Montana	30049000800						
Montana	30049000900						
Montana	30049001000						
Montana	30049001100						
Montana	30049001201						
Montana	30049001202						
Montana	30051050100						
Montana	30053000100						
Montana	30053000200						
Montana	30053000300						
Montana	30053000400						
Montana	30053000500						
Montana	30055954000						
Montana	30057000100						
Montana	30057000200						
Montana	30057000300						
Montana	30059000100						
Montana	30061964500						
Montana	30061964600						
Montana	30063000100						
Montana	30063000201						
Montana	30063000202						
Montana	30063000300						
Montana	30063000400						
Montana	30063000500						
Montana	30063000700						
Montana	30063000800						
Montana	30063000901						
Montana	30063000902						
Montana	30063001000						
Montana	30063001100						
Montana	30063001200						
Montana	30063001302						
Montana	30063001303						
Montana	30063001304						
Montana	30063001400						
Montana	30063001500						

AMERICAN OVERSIGHT

State	2012-2016 ACS LIC Tract	Enter "YES" Below to Nominate LIC	2012-2016 Tract Poverty Rate	2012-2016 Tract Median Family Income	2012-2016 State Median Family Income	2012-2016 Core Based Statistical Area (CBSA) Median Family Income	Metro/Non-Metro
Montana	30063001600						
Montana	30063001800						
Montana	30065000100						
Montana	30065000200						
Montana	30067000100						
Montana	30067000200						
Montana	30067000300						
Montana	30067000400						
Montana	30067000500						
Montana	30067980600						
Montana	30069000100						
Montana	30071060200						
Montana	30073977000						
Montana	30073977200						
Montana	30075000100						
Montana	30077000100						
Montana	30077000200						
Montana	30079000100						
Montana	30081000100						
Montana	30081000201						
Montana	30081000202						
Montana	30081000300						
Montana	30081000401						
Montana	30081000402						
Montana	30081000500						
Montana	30081000600						
Montana	30081000700						
Montana	30081000800						
Montana	30083070100						
Montana	30083070200						
Montana	30083070300						
Montana	30083070400						
Montana	30085080100						
Montana	30085940001						
Montana	30085940002						
Montana	30087000100						
Montana	30087000200						
Montana	30087000300						
Montana	30087940400						
Montana	30089000100						
Montana	30089000200						
Montana	30089940300						
Montana	30091090200						
Montana	30091090400						
Montana	30093000100						
Montana	30093000200						
Montana	30093000300						
Montana	30093000400						

AMERICAN OVERSIGHT

State	2012-2016 ACS LIC Tract	Enter "YES" Below to Nominate LIC	2012-2016 Tract Poverty Rate	2012-2016 Tract Median Family Income	2012-2016 State Median Family Income	2012-2016 Core Based Statistical Area (CBSA) Median Family Income	Metro/Non-Metro
Montana	30093000500						
Montana	30093000600						
Montana	30093000700						
Montana	30093000800						
Montana	30095966400						
Montana	30095966500						
Montana	30095966600						
Montana	30097967000						
Montana	30099000100						
Montana	30099000200						
Montana	30099000300						
Montana	30101000100						
Montana	30101000200						
Montana	30101980000						
Montana	30103963500						
Montana	30105100100						
Montana	30105100500						
Montana	30105940600						
Montana	30107000100						
Montana	30109000100						
Montana	30111000200						
Montana	30111000300						
Montana	30111000401						
Montana	30111000402						
Montana	30111000500						
Montana	30111000600						
Montana	30111000701						
Montana	30111000702						
Montana	30111000704						
Montana	30111000705						
Montana	30111000706						
Montana	30111000800						
Montana	30111000901						
Montana	30111000902						
Montana	30111001000						
Montana	30111001100						
Montana	30111001200						
Montana	30111001300						
Montana	30111001401						
Montana	30111001402						
Montana	30111001501						
Montana	30111001502						
Montana	30111001702						
Montana	30111001703						
Montana	30111001704						
Montana	30111001801						
Montana	30111001802						
Montana	30111001803						

AMERICAN OVERSIGHT

State	2012-2016 ACS LIC Tract	Enter "YES" Below to Nominate LIC	2012-2016 Tract Poverty Rate	2012-2016 Tract Median Family Income	2012-2016 State Median Family Income	2012-2016 Core Based Statistical Area (CBSA) Median Family Income	Metro/Non-Metro
Montana	30111001804						
Montana	30111001901						
Montana	30111001902						
Montana	30111940000						
Nebraska	31001965400						
Nebraska	31001965500						
Nebraska	31001965600						
Nebraska	31001965700						
Nebraska	31001965800						
Nebraska	31001965900						
Nebraska	31001966000						
Nebraska	31001966100						
Nebraska	31001966200						
Nebraska	31003979600						
Nebraska	31003979700						
Nebraska	31003979800						
Nebraska	31005958300						
Nebraska	31007954000						
Nebraska	31009972400						
Nebraska	31011960100						
Nebraska	31011960200						
Nebraska	31013951100						
Nebraska	31013951200						
Nebraska	31013951300						
Nebraska	31015975800						
Nebraska	31017975000						
Nebraska	31019968900						
Nebraska	31019969000						
Nebraska	31019969100						
Nebraska	31019969202						
Nebraska	31019969203						
Nebraska	31019969204						
Nebraska	31019969300						
Nebraska	31019969400						
Nebraska	31019969500						
Nebraska	31019969600						
Nebraska	31019969700						
Nebraska	31021963200						
Nebraska	31021963300						
Nebraska	31021963400						
Nebraska	31023967600						
Nebraska	31023967700						
Nebraska	31023967800						
Nebraska	31025965600						
Nebraska	31025965700						
Nebraska	31025965800						
Nebraska	31025965900						
Nebraska	31025966000						

AMERICAN OVERSIGHT

State	2012-2016 ACS LIC Tract	Enter "YES" Below to Nominate LIC	2012-2016 Tract Poverty Rate	2012-2016 Tract Median Family Income	2012-2016 State Median Family Income	2012-2016 Core Based Statistical Area (CBSA) Median Family Income	Metro/Non-Metro
Nebraska	31025966100						
Nebraska	31027977100						
Nebraska	31027977200						
Nebraska	31029961900						
Nebraska	31031955800						
Nebraska	31031955900						
Nebraska	31033954800						
Nebraska	31033954900						
Nebraska	31033955000						
Nebraska	31035962100						
Nebraska	31035962200						
Nebraska	31037964600						
Nebraska	31037964700						
Nebraska	31037964800						
Nebraska	31039972700						
Nebraska	31039972800						
Nebraska	31039972900						
Nebraska	31041971700						
Nebraska	31041971800						
Nebraska	31041971900						
Nebraska	31041972000						
Nebraska	31043010100						
Nebraska	31043010200						
Nebraska	31043010300						
Nebraska	31043010400						
Nebraska	31045950600						
Nebraska	31045950700						
Nebraska	31047968000						
Nebraska	31047968100						
Nebraska	31047968200						
Nebraska	31047968300						
Nebraska	31047968400						
Nebraska	31047968500						
Nebraska	31047968600						
Nebraska	31049955400						
Nebraska	31051977600						
Nebraska	31051977800						
Nebraska	31053963600						
Nebraska	31053963700						
Nebraska	31053963800						
Nebraska	31053963900						
Nebraska	31053964000						
Nebraska	31053964100						
Nebraska	31053964200						
Nebraska	31053964300						
Nebraska	31053964400						
Nebraska	31055000200						
Nebraska	31055000300						

AMERICAN OVERSIGHT

State	2012-2016 ACS LIC Tract	Enter "YES" Below to Nominate LIC	2012-2016 Tract Poverty Rate	2012-2016 Tract Median Family Income	2012-2016 State Median Family Income	2012-2016 Core Based Statistical Area (CBSA) Median Family Income	Metro/Non-Metro
Nebraska	31055000400						
Nebraska	31055000500						
Nebraska	31055000600						
Nebraska	31055000700						
Nebraska	31055000800						
Nebraska	31055001100						
Nebraska	31055001200						
Nebraska	31055001600						
Nebraska	31055001800						
Nebraska	31055001900						
Nebraska	31055002000						
Nebraska	31055002100						
Nebraska	31055002200						
Nebraska	31055002300						
Nebraska	31055002400						
Nebraska	31055002500						
Nebraska	31055002600						
Nebraska	31055002700						
Nebraska	31055002800						
Nebraska	31055002900						
Nebraska	31055003000						
Nebraska	31055003100						
Nebraska	31055003200						
Nebraska	31055003300						
Nebraska	31055003401						
Nebraska	31055003402						
Nebraska	31055003500						
Nebraska	31055003600						
Nebraska	31055003700						
Nebraska	31055003800						
Nebraska	31055003900						
Nebraska	31055004000						
Nebraska	31055004200						
Nebraska	31055004300						
Nebraska	31055004400						
Nebraska	31055004500						
Nebraska	31055004600						
Nebraska	31055004700						
Nebraska	31055004800						
Nebraska	31055004900						
Nebraska	31055005000						
Nebraska	31055005100						
Nebraska	31055005200						
Nebraska	31055005300						
Nebraska	31055005400						
Nebraska	31055005500						
Nebraska	31055005600						
Nebraska	31055005700						

AMERICAN OVERSIGHT

State	2012-2016 ACS LIC Tract	Enter "YES" Below to Nominate LIC	2012-2016 Tract Poverty Rate	2012-2016 Tract Median Family Income	2012-2016 State Median Family Income	2012-2016 Core Based Statistical Area (CBSA) Median Family Income	Metro/Non-Metro
Nebraska	31055005800						
Nebraska	31055005901						
Nebraska	31055005902						
Nebraska	31055006000						
Nebraska	31055006101						
Nebraska	31055006102						
Nebraska	31055006202						
Nebraska	31055006301						
Nebraska	31055006302						
Nebraska	31055006303						
Nebraska	31055006400						
Nebraska	31055006503						
Nebraska	31055006504						
Nebraska	31055006505						
Nebraska	31055006506						
Nebraska	31055006602						
Nebraska	31055006603						
Nebraska	31055006604						
Nebraska	31055006701						
Nebraska	31055006703						
Nebraska	31055006704						
Nebraska	31055006803						
Nebraska	31055006804						
Nebraska	31055006805						
Nebraska	31055006806						
Nebraska	31055006903						
Nebraska	31055006904						
Nebraska	31055006905						
Nebraska	31055006906						
Nebraska	31055007001						
Nebraska	31055007002						
Nebraska	31055007003						
Nebraska	31055007101						
Nebraska	31055007102						
Nebraska	31055007303						
Nebraska	31055007304						
Nebraska	31055007309						
Nebraska	31055007310						
Nebraska	31055007311						
Nebraska	31055007312						
Nebraska	31055007313						
Nebraska	31055007314						
Nebraska	31055007315						
Nebraska	31055007316						
Nebraska	31055007317						
Nebraska	31055007318						
Nebraska	31055007405						
Nebraska	31055007406						

AMERICAN OVERSIGHT

State	2012-2016 ACS LIC Tract	Enter "YES" Below to Nominate LIC	2012-2016 Tract Poverty Rate	2012-2016 Tract Median Family Income	2012-2016 State Median Family Income	2012-2016 Core Based Statistical Area (CBSA) Median Family Income	Metro/Non-Metro
Nebraska	31055007407						
Nebraska	31055007408						
Nebraska	31055007409						
Nebraska	31055007424						
Nebraska	31055007429						
Nebraska	31055007431						
Nebraska	31055007432						
Nebraska	31055007433						
Nebraska	31055007434						
Nebraska	31055007435						
Nebraska	31055007436						
Nebraska	31055007438						
Nebraska	31055007439						
Nebraska	31055007440						
Nebraska	31055007441						
Nebraska	31055007442						
Nebraska	31055007443						
Nebraska	31055007444						
Nebraska	31055007445						
Nebraska	31055007446						
Nebraska	31055007447						
Nebraska	31055007448						
Nebraska	31055007449						
Nebraska	31055007450						
Nebraska	31055007451						
Nebraska	31055007452						
Nebraska	31055007453						
Nebraska	31055007454						
Nebraska	31055007455						
Nebraska	31055007456						
Nebraska	31055007457						
Nebraska	31055007458						
Nebraska	31055007459						
Nebraska	31055007460						
Nebraska	31055007461						
Nebraska	31055007462						
Nebraska	31055007463						
Nebraska	31055007464						
Nebraska	31055007465						
Nebraska	31055007466						
Nebraska	31055007467						
Nebraska	31055007468						
Nebraska	31055007469						
Nebraska	31055007470						
Nebraska	31055007471						
Nebraska	31055007472						
Nebraska	31055007504						
Nebraska	31055007505						

AMERICAN OVERSIGHT

State	2012-2016 ACS LIC Tract	Enter "YES" Below to Nominate LIC	2012-2016 Tract Poverty Rate	2012-2016 Tract Median Family Income	2012-2016 State Median Family Income	2012-2016 Core Based Statistical Area (CBSA) Median Family Income	Metro/Non-Metro
Nebraska	31055007506						
Nebraska	31055007508						
Nebraska	31055007509						
Nebraska	31055007511						
Nebraska	31055007512						
Nebraska	31055007513						
Nebraska	31055007514						
Nebraska	31055007515						
Nebraska	31055007516						
Nebraska	31055007517						
Nebraska	31057962300						
Nebraska	31059091600						
Nebraska	31059091700						
Nebraska	31061964600						
Nebraska	31061964700						
Nebraska	31063961100						
Nebraska	31065963900						
Nebraska	31067964600						
Nebraska	31067964700						
Nebraska	31067964800						
Nebraska	31067964900						
Nebraska	31067965000						
Nebraska	31067965100						
Nebraska	31067965200						
Nebraska	31069952100						
Nebraska	31071973200						
Nebraska	31073967600						
Nebraska	31075956300						
Nebraska	31077970900						
Nebraska	31079000100						
Nebraska	31079000200						
Nebraska	31079000300						
Nebraska	31079000400						
Nebraska	31079000500						
Nebraska	31079000600						
Nebraska	31079000700						
Nebraska	31079000800						
Nebraska	31079000900						
Nebraska	31079001000						
Nebraska	31079001100						
Nebraska	31079001200						
Nebraska	31079001300						
Nebraska	31079001400						
Nebraska	31081969100						
Nebraska	31081969200						
Nebraska	31081969300						
Nebraska	31083964200						
Nebraska	31085961500						

AMERICAN OVERSIGHT

State	2012-2016 ACS LIC Tract	Enter "YES" Below to Nominate LIC	2012-2016 Tract Poverty Rate	2012-2016 Tract Median Family Income	2012-2016 State Median Family Income	2012-2016 Core Based Statistical Area (CBSA) Median Family Income	Metro/Non-Metro
Nebraska	31087962700						
Nebraska	31089974000						
Nebraska	31089974100						
Nebraska	31089974200						
Nebraska	31089974300						
Nebraska	31091956700						
Nebraska	31093970500						
Nebraska	31093970600						
Nebraska	31095963600						
Nebraska	31095963700						
Nebraska	31095963800						
Nebraska	31097967500						
Nebraska	31097967600						
Nebraska	31099966600						
Nebraska	31099966700						
Nebraska	31101000100						
Nebraska	31101000200						
Nebraska	31101000300						
Nebraska	31103975400						
Nebraska	31105954500						
Nebraska	31107976200						
Nebraska	31107976300						
Nebraska	31107976400						
Nebraska	31109000100						
Nebraska	31109000201						
Nebraska	31109000202						
Nebraska	31109000300						
Nebraska	31109000400						
Nebraska	31109000500						
Nebraska	31109000600						
Nebraska	31109000700						
Nebraska	31109000800						
Nebraska	31109000900						
Nebraska	31109001001						
Nebraska	31109001002						
Nebraska	31109001003						
Nebraska	31109001101						
Nebraska	31109001102						
Nebraska	31109001200						
Nebraska	31109001301						
Nebraska	31109001302						
Nebraska	31109001400						
Nebraska	31109001500						
Nebraska	31109001600						
Nebraska	31109001700						
Nebraska	31109001800						
Nebraska	31109001900						
Nebraska	31109002001						

AMERICAN OVERSIGHT

State	2012-2016 ACS LIC Tract	Enter "YES" Below to Nominate LIC	2012-2016 Tract Poverty Rate	2012-2016 Tract Median Family Income	2012-2016 State Median Family Income	2012-2016 Core Based Statistical Area (CBSA) Median Family Income	Metro/Non-Metro
Nebraska	31109002002						
Nebraska	31109002100						
Nebraska	31109002200						
Nebraska	31109002300						
Nebraska	31109002400						
Nebraska	31109002500						
Nebraska	31109002701						
Nebraska	31109002702						
Nebraska	31109002800						
Nebraska	31109002900						
Nebraska	31109003001						
Nebraska	31109003002						
Nebraska	31109003003						
Nebraska	31109003102						
Nebraska	31109003103						
Nebraska	31109003104						
Nebraska	31109003202						
Nebraska	31109003301						
Nebraska	31109003302						
Nebraska	31109003401						
Nebraska	31109003402						
Nebraska	31109003500						
Nebraska	31109003601						
Nebraska	31109003604						
Nebraska	31109003605						
Nebraska	31109003607						
Nebraska	31109003608						
Nebraska	31109003609						
Nebraska	31109003704						
Nebraska	31109003706						
Nebraska	31109003707						
Nebraska	31109003708						
Nebraska	31109003709						
Nebraska	31109003713						
Nebraska	31109003714						
Nebraska	31109003715						
Nebraska	31109003716						
Nebraska	31109003717						
Nebraska	31109003718						
Nebraska	31109003719						
Nebraska	31109003720						
Nebraska	31109003801						
Nebraska	31109003802						
Nebraska	31109010100						
Nebraska	31109010201						
Nebraska	31109010202						
Nebraska	31109010300						
Nebraska	31109010400						

AMERICAN OVERSIGHT

State	2012-2016 ACS LIC Tract	Enter "YES" Below to Nominate LIC	2012-2016 Tract Poverty Rate	2012-2016 Tract Median Family Income	2012-2016 State Median Family Income	2012-2016 Core Based Statistical Area (CBSA) Median Family Income	Metro/Non-Metro
Nebraska	31109983200						
Nebraska	31111959700						
Nebraska	31111959800						
Nebraska	31111959900						
Nebraska	31111960200						
Nebraska	31111960300						
Nebraska	31111960400						
Nebraska	31111960500						
Nebraska	31111960600						
Nebraska	31113957500						
Nebraska	31115972800						
Nebraska	31117957900						
Nebraska	31119960600						
Nebraska	31119960700						
Nebraska	31119960801						
Nebraska	31119960802						
Nebraska	31119960900						
Nebraska	31119961000						
Nebraska	31119961100						
Nebraska	31119961200						
Nebraska	31119961300						
Nebraska	31121966600						
Nebraska	31121966700						
Nebraska	31121966800						
Nebraska	31123952500						
Nebraska	31125966100						
Nebraska	31127968100						
Nebraska	31127968200						
Nebraska	31129960000						
Nebraska	31129960100						
Nebraska	31131966600						
Nebraska	31131966700						
Nebraska	31131966800						
Nebraska	31131966900						
Nebraska	31131967000						
Nebraska	31133967800						
Nebraska	31135959300						
Nebraska	31137967000						
Nebraska	31137967100						
Nebraska	31137967200						
Nebraska	31139979100						
Nebraska	31139979200						
Nebraska	31141965100						
Nebraska	31141965298						
Nebraska	31141965300						
Nebraska	31141965400						
Nebraska	31141965500						
Nebraska	31141965600						

AMERICAN OVERSIGHT

State	2012-2016 ACS LIC Tract	Enter "YES" Below to Nominate LIC	2012-2016 Tract Poverty Rate	2012-2016 Tract Median Family Income	2012-2016 State Median Family Income	2012-2016 Core Based Statistical Area (CBSA) Median Family Income	Metro/Non-Metro
Nebraska	31141965700						
Nebraska	31143960000						
Nebraska	31143960100						
Nebraska	31145963100						
Nebraska	31145963200						
Nebraska	31145963300						
Nebraska	31147964500						
Nebraska	31147968500						
Nebraska	31147968600						
Nebraska	31149974600						
Nebraska	31151960600						
Nebraska	31151960700						
Nebraska	31151960800						
Nebraska	31151960900						
Nebraska	31153010103						
Nebraska	31153010104						
Nebraska	31153010105						
Nebraska	31153010106						
Nebraska	31153010107						
Nebraska	31153010108						
Nebraska	31153010203						
Nebraska	31153010204						
Nebraska	31153010205						
Nebraska	31153010206						
Nebraska	31153010207						
Nebraska	31153010208						
Nebraska	31153010302						
Nebraska	31153010305						
Nebraska	31153010306						
Nebraska	31153010401						
Nebraska	31153010402						
Nebraska	31153010501						
Nebraska	31153010502						
Nebraska	31153010503						
Nebraska	31153010614						
Nebraska	31153010615						
Nebraska	31153010616						
Nebraska	31153010617						
Nebraska	31153010618						
Nebraska	31153010619						
Nebraska	31153010620						
Nebraska	31153010621						
Nebraska	31153010622						
Nebraska	31153010623						
Nebraska	31153010624						
Nebraska	31153010625						
Nebraska	31153010626						
Nebraska	31153010627						

AMERICAN OVERSIGHT

State	2012-2016 ACS LIC Tract	Enter "YES" Below to Nominate LIC	2012-2016 Tract Poverty Rate	2012-2016 Tract Median Family Income	2012-2016 State Median Family Income	2012-2016 Core Based Statistical Area (CBSA) Median Family Income	Metro/Non-Metro
Nebraska	31153010628						
Nebraska	31153010629						
Nebraska	31153010630						
Nebraska	31153010631						
Nebraska	31153010632						
Nebraska	31153010633						
Nebraska	31153010634						
Nebraska	31153010701						
Nebraska	31153010702						
Nebraska	31155968100						
Nebraska	31155968200						
Nebraska	31155968300						
Nebraska	31155968400						
Nebraska	31155968500						
Nebraska	31157952900						
Nebraska	31157953000						
Nebraska	31157953100						
Nebraska	31157953200						
Nebraska	31157953300						
Nebraska	31157953400						
Nebraska	31157953500						
Nebraska	31157953600						
Nebraska	31157953700						
Nebraska	31157953800						
Nebraska	31157953900						
Nebraska	31159960100						
Nebraska	31159960200						
Nebraska	31159960300						
Nebraska	31159960400						
Nebraska	31161951600						
Nebraska	31161951700						
Nebraska	31163970100						
Nebraska	31165950100						
Nebraska	31167962100						
Nebraska	31167962200						
Nebraska	31169963100						
Nebraska	31169963200						
Nebraska	31171957100						
Nebraska	31173940100						
Nebraska	31173940200						
Nebraska	31175971300						
Nebraska	31175971400						
Nebraska	31177050101						
Nebraska	31177050102						
Nebraska	31177050201						
Nebraska	31177050202						
Nebraska	31177050300						
Nebraska	31179978600						

AMERICAN OVERSIGHT

State	2012-2016 ACS LIC Tract	Enter "YES" Below to Nominate LIC	2012-2016 Tract Poverty Rate	2012-2016 Tract Median Family Income	2012-2016 State Median Family Income	2012-2016 Core Based Statistical Area (CBSA) Median Family Income	Metro/Non-Metro
Nebraska	31179978700						
Nebraska	31181965000						
Nebraska	31181965100						
Nebraska	31183973600						
Nebraska	31185969600						
Nebraska	31185969700						
Nebraska	31185969800						
Nebraska	31185969900						
Nevada	32001950100						
Nevada	32001950301						
Nevada	32001950302						
Nevada	32001950400						
Nevada	32001950500						
Nevada	32001950600						
Nevada	32001950700						
Nevada	32003000101						
Nevada	32003000103						
Nevada	32003000105						
Nevada	32003000106						
Nevada	32003000107						
Nevada	32003000108						
Nevada	32003000109						
Nevada	32003000201						
Nevada	32003000203						
Nevada	32003000204						
Nevada	32003000301						
Nevada	32003000302						
Nevada	32003000401						
Nevada	32003000402						
Nevada	32003000403						
Nevada	32003000510						
Nevada	32003000513						
Nevada	32003000514						
Nevada	32003000515						
Nevada	32003000516						
Nevada	32003000517						
Nevada	32003000518						
Nevada	32003000519						
Nevada	32003000520						
Nevada	32003000521						
Nevada	32003000522						
Nevada	32003000523						
Nevada	32003000524						
Nevada	32003000525						
Nevada	32003000526						
Nevada	32003000527						
Nevada	32003000528						
Nevada	32003000600						

AMERICAN OVERSIGHT

State	2012-2016 ACS LIC Tract	Enter "YES" Below to Nominate LIC	2012-2016 Tract Poverty Rate	2012-2016 Tract Median Family Income	2012-2016 State Median Family Income	2012-2016 Core Based Statistical Area (CBSA) Median Family Income	Metro/Non-Metro
Nevada	32003000700						
Nevada	32003000800						
Nevada	32003000900						
Nevada	32003001003						
Nevada	32003001004						
Nevada	32003001005						
Nevada	32003001006						
Nevada	32003001100						
Nevada	32003001200						
Nevada	32003001300						
Nevada	32003001401						
Nevada	32003001402						
Nevada	32003001501						
Nevada	32003001502						
Nevada	32003001607						
Nevada	32003001608						
Nevada	32003001609						
Nevada	32003001610						
Nevada	32003001611						
Nevada	32003001612						
Nevada	32003001613						
Nevada	32003001706						
Nevada	32003001707						
Nevada	32003001708						
Nevada	32003001709						
Nevada	32003001710						
Nevada	32003001711						
Nevada	32003001712						
Nevada	32003001713						
Nevada	32003001714						
Nevada	32003001715						
Nevada	32003001716						
Nevada	32003001717						
Nevada	32003001718						
Nevada	32003001801						
Nevada	32003001803						
Nevada	32003001804						
Nevada	32003001901						
Nevada	32003001902						
Nevada	32003002000						
Nevada	32003002201						
Nevada	32003002203						
Nevada	32003002204						
Nevada	32003002206						
Nevada	32003002207						
Nevada	32003002302						
Nevada	32003002303						
Nevada	32003002403						

AMERICAN OVERSIGHT

State	2012-2016 ACS LIC Tract	Enter "YES" Below to Nominate LIC	2012-2016 Tract Poverty Rate	2012-2016 Tract Median Family Income	2012-2016 State Median Family Income	2012-2016 Core Based Statistical Area (CBSA) Median Family Income	Metro/Non-Metro
Nevada	32003002404						
Nevada	32003002405						
Nevada	32003002406						
Nevada	32003002501						
Nevada	32003002504						
Nevada	32003002505						
Nevada	32003002506						
Nevada	32003002603						
Nevada	32003002604						
Nevada	32003002605						
Nevada	32003002706						
Nevada	32003002707						
Nevada	32003002708						
Nevada	32003002808						
Nevada	32003002810						
Nevada	32003002811						
Nevada	32003002814						
Nevada	32003002821						
Nevada	32003002822						
Nevada	32003002823						
Nevada	32003002824						
Nevada	32003002825						
Nevada	32003002826						
Nevada	32003002827						
Nevada	32003002828						
Nevada	32003002829						
Nevada	32003002830						
Nevada	32003002831						
Nevada	32003002832						
Nevada	32003002833						
Nevada	32003002834						
Nevada	32003002835						
Nevada	32003002836						
Nevada	32003002837						
Nevada	32003002838						
Nevada	32003002841						
Nevada	32003002842						
Nevada	32003002843						
Nevada	32003002844						
Nevada	32003002845						
Nevada	32003002846						
Nevada	32003002847						
Nevada	32003002848						
Nevada	32003002905						
Nevada	32003002915						
Nevada	32003002916						
Nevada	32003002919						
Nevada	32003002935						

AMERICAN OVERSIGHT

State	2012-2016 ACS LIC Tract	Enter "YES" Below to Nominate LIC	2012-2016 Tract Poverty Rate	2012-2016 Tract Median Family Income	2012-2016 State Median Family Income	2012-2016 Core Based Statistical Area (CBSA) Median Family Income	Metro/Non-Metro
Nevada	32003002936						
Nevada	32003002937						
Nevada	32003002938						
Nevada	32003002939						
Nevada	32003002940						
Nevada	32003002941						
Nevada	32003002942						
Nevada	32003002944						
Nevada	32003002946						
Nevada	32003002947						
Nevada	32003002948						
Nevada	32003002949						
Nevada	32003002950						
Nevada	32003002951						
Nevada	32003002952						
Nevada	32003002953						
Nevada	32003002954						
Nevada	32003002956						
Nevada	32003002957						
Nevada	32003002958						
Nevada	32003002961						
Nevada	32003002962						
Nevada	32003002964						
Nevada	32003002965						
Nevada	32003002966						
Nevada	32003002967						
Nevada	32003002968						
Nevada	32003002969						
Nevada	32003002970						
Nevada	32003002974						
Nevada	32003002975						
Nevada	32003002976						
Nevada	32003002977						
Nevada	32003002978						
Nevada	32003002979						
Nevada	32003002980						
Nevada	32003002981						
Nevada	32003002982						
Nevada	32003002983						
Nevada	32003002984						
Nevada	32003002985						
Nevada	32003002995						
Nevada	32003002996						
Nevada	32003003001						
Nevada	32003003003						
Nevada	32003003004						
Nevada	32003003005						
Nevada	32003003006						

AMERICAN OVERSIGHT

State	2012-2016 ACS LIC Tract	Enter "YES" Below to Nominate LIC	2012-2016 Tract Poverty Rate	2012-2016 Tract Median Family Income	2012-2016 State Median Family Income	2012-2016 Core Based Statistical Area (CBSA) Median Family Income	Metro/Non-Metro
Nevada	32003003102						
Nevada	32003003103						
Nevada	32003003104						
Nevada	32003003204						
Nevada	32003003208						
Nevada	32003003210						
Nevada	32003003211						
Nevada	32003003213						
Nevada	32003003214						
Nevada	32003003215						
Nevada	32003003218						
Nevada	32003003219						
Nevada	32003003220						
Nevada	32003003222						
Nevada	32003003223						
Nevada	32003003226						
Nevada	32003003227						
Nevada	32003003228						
Nevada	32003003229						
Nevada	32003003230						
Nevada	32003003231						
Nevada	32003003232						
Nevada	32003003233						
Nevada	32003003234						
Nevada	32003003235						
Nevada	32003003236						
Nevada	32003003237						
Nevada	32003003238						
Nevada	32003003239						
Nevada	32003003240						
Nevada	32003003241						
Nevada	32003003242						
Nevada	32003003243						
Nevada	32003003244						
Nevada	32003003245						
Nevada	32003003246						
Nevada	32003003247						
Nevada	32003003248						
Nevada	32003003249						
Nevada	32003003250						
Nevada	32003003251						
Nevada	32003003252						
Nevada	32003003253						
Nevada	32003003254						
Nevada	32003003260						
Nevada	32003003261						
Nevada	32003003262						
Nevada	32003003303						

AMERICAN OVERSIGHT

State	2012-2016 ACS LIC Tract	Enter "YES" Below to Nominate LIC	2012-2016 Tract Poverty Rate	2012-2016 Tract Median Family Income	2012-2016 State Median Family Income	2012-2016 Core Based Statistical Area (CBSA) Median Family Income	Metro/Non-Metro
Nevada	32003003305						
Nevada	32003003306						
Nevada	32003003307						
Nevada	32003003308						
Nevada	32003003309						
Nevada	32003003310						
Nevada	32003003311						
Nevada	32003003312						
Nevada	32003003313						
Nevada	32003003314						
Nevada	32003003315						
Nevada	32003003316						
Nevada	32003003317						
Nevada	32003003318						
Nevada	32003003319						
Nevada	32003003320						
Nevada	32003003321						
Nevada	32003003408						
Nevada	32003003409						
Nevada	32003003410						
Nevada	32003003411						
Nevada	32003003412						
Nevada	32003003413						
Nevada	32003003414						
Nevada	32003003415						
Nevada	32003003416						
Nevada	32003003418						
Nevada	32003003419						
Nevada	32003003420						
Nevada	32003003421						
Nevada	32003003422						
Nevada	32003003423						
Nevada	32003003426						
Nevada	32003003427						
Nevada	32003003428						
Nevada	32003003429						
Nevada	32003003430						
Nevada	32003003431						
Nevada	32003003500						
Nevada	32003003607						
Nevada	32003003609						
Nevada	32003003610						
Nevada	32003003612						
Nevada	32003003613						
Nevada	32003003615						
Nevada	32003003616						
Nevada	32003003617						
Nevada	32003003618						

AMERICAN OVERSIGHT

State	2012-2016 ACS LIC Tract	Enter "YES" Below to Nominate LIC	2012-2016 Tract Poverty Rate	2012-2016 Tract Median Family Income	2012-2016 State Median Family Income	2012-2016 Core Based Statistical Area (CBSA) Median Family Income	Metro/Non-Metro
Nevada	32003003619						
Nevada	32003003620						
Nevada	32003003621						
Nevada	32003003622						
Nevada	32003003623						
Nevada	32003003624						
Nevada	32003003625						
Nevada	32003003626						
Nevada	32003003627						
Nevada	32003003628						
Nevada	32003003629						
Nevada	32003003630						
Nevada	32003003631						
Nevada	32003003632						
Nevada	32003003633						
Nevada	32003003634						
Nevada	32003003635						
Nevada	32003003636						
Nevada	32003003637						
Nevada	32003003638						
Nevada	32003003639						
Nevada	32003003640						
Nevada	32003003641						
Nevada	32003003642						
Nevada	32003003643						
Nevada	32003003644						
Nevada	32003003700						
Nevada	32003003800						
Nevada	32003004000						
Nevada	32003004100						
Nevada	32003004200						
Nevada	32003004301						
Nevada	32003004302						
Nevada	32003004401						
Nevada	32003004402						
Nevada	32003004500						
Nevada	32003004601						
Nevada	32003004602						
Nevada	32003004703						
Nevada	32003004707						
Nevada	32003004709						
Nevada	32003004710						
Nevada	32003004712						
Nevada	32003004713						
Nevada	32003004714						
Nevada	32003004715						
Nevada	32003004716						
Nevada	32003004717						

AMERICAN OVERSIGHT

State	2012-2016 ACS LIC Tract	Enter "YES" Below to Nominate LIC	2012-2016 Tract Poverty Rate	2012-2016 Tract Median Family Income	2012-2016 State Median Family Income	2012-2016 Core Based Statistical Area (CBSA) Median Family Income	Metro/Non-Metro
Nevada	32003004907						
Nevada	32003004910						
Nevada	32003004911						
Nevada	32003004912						
Nevada	32003004914						
Nevada	32003004915						
Nevada	32003004916						
Nevada	32003004917						
Nevada	32003004918						
Nevada	32003004919						
Nevada	32003004920						
Nevada	32003004921						
Nevada	32003004923						
Nevada	32003004924						
Nevada	32003004925						
Nevada	32003004926						
Nevada	32003005005						
Nevada	32003005006						
Nevada	32003005007						
Nevada	32003005010						
Nevada	32003005011						
Nevada	32003005012						
Nevada	32003005013						
Nevada	32003005014						
Nevada	32003005015						
Nevada	32003005016						
Nevada	32003005017						
Nevada	32003005101						
Nevada	32003005102						
Nevada	32003005103						
Nevada	32003005104						
Nevada	32003005105						
Nevada	32003005106						
Nevada	32003005107						
Nevada	32003005108						
Nevada	32003005109						
Nevada	32003005200						
Nevada	32003005311						
Nevada	32003005312						
Nevada	32003005313						
Nevada	32003005314						
Nevada	32003005315						
Nevada	32003005316						
Nevada	32003005317						
Nevada	32003005318						
Nevada	32003005319						
Nevada	32003005320						
Nevada	32003005321						

AMERICAN OVERSIGHT

State	2012-2016 ACS LIC Tract	Enter "YES" Below to Nominate LIC	2012-2016 Tract Poverty Rate	2012-2016 Tract Median Family Income	2012-2016 State Median Family Income	2012-2016 Core Based Statistical Area (CBSA) Median Family Income	Metro/Non-Metro
Nevada	32003005322						
Nevada	32003005333						
Nevada	32003005335						
Nevada	32003005336						
Nevada	32003005337						
Nevada	32003005338						
Nevada	32003005341						
Nevada	32003005342						
Nevada	32003005343						
Nevada	32003005346						
Nevada	32003005347						
Nevada	32003005348						
Nevada	32003005349						
Nevada	32003005350						
Nevada	32003005351						
Nevada	32003005352						
Nevada	32003005353						
Nevada	32003005354						
Nevada	32003005355						
Nevada	32003005356						
Nevada	32003005357						
Nevada	32003005358						
Nevada	32003005359						
Nevada	32003005360						
Nevada	32003005421						
Nevada	32003005422						
Nevada	32003005423						
Nevada	32003005432						
Nevada	32003005433						
Nevada	32003005434						
Nevada	32003005435						
Nevada	32003005436						
Nevada	32003005437						
Nevada	32003005438						
Nevada	32003005439						
Nevada	32003005501						
Nevada	32003005502						
Nevada	32003005503						
Nevada	32003005504						
Nevada	32003005607						
Nevada	32003005612						
Nevada	32003005613						
Nevada	32003005614						
Nevada	32003005615						
Nevada	32003005702						
Nevada	32003005703						
Nevada	32003005704						
Nevada	32003005705						

AMERICAN OVERSIGHT

State	2012-2016 ACS LIC Tract	Enter "YES" Below to Nominate LIC	2012-2016 Tract Poverty Rate	2012-2016 Tract Median Family Income	2012-2016 State Median Family Income	2012-2016 Core Based Statistical Area (CBSA) Median Family Income	Metro/Non-Metro
Nevada	32003005711						
Nevada	32003005712						
Nevada	32003005713						
Nevada	32003005714						
Nevada	32003005715						
Nevada	32003005716						
Nevada	32003005803						
Nevada	32003005804						
Nevada	32003005805						
Nevada	32003005806						
Nevada	32003005807						
Nevada	32003005808						
Nevada	32003005809						
Nevada	32003005811						
Nevada	32003005813						
Nevada	32003005818						
Nevada	32003005822						
Nevada	32003005823						
Nevada	32003005824						
Nevada	32003005825						
Nevada	32003005826						
Nevada	32003005827						
Nevada	32003005828						
Nevada	32003005829						
Nevada	32003005830						
Nevada	32003005831						
Nevada	32003005832						
Nevada	32003005833						
Nevada	32003005834						
Nevada	32003005835						
Nevada	32003005836						
Nevada	32003005837						
Nevada	32003005838						
Nevada	32003005839						
Nevada	32003005840						
Nevada	32003005841						
Nevada	32003005842						
Nevada	32003005843						
Nevada	32003005844						
Nevada	32003005845						
Nevada	32003005846						
Nevada	32003005847						
Nevada	32003005848						
Nevada	32003005849						
Nevada	32003005850						
Nevada	32003005851						
Nevada	32003005852						
Nevada	32003005853						

AMERICAN OVERSIGHT

State	2012-2016 ACS LIC Tract	Enter "YES" Below to Nominate LIC	2012-2016 Tract Poverty Rate	2012-2016 Tract Median Family Income	2012-2016 State Median Family Income	2012-2016 Core Based Statistical Area (CBSA) Median Family Income	Metro/Non-Metro
Nevada	32003005854						
Nevada	32003005855						
Nevada	32003005856						
Nevada	32003005902						
Nevada	32003005903						
Nevada	32003005904						
Nevada	32003005905						
Nevada	32003006001						
Nevada	32003006103						
Nevada	32003006104						
Nevada	32003006201						
Nevada	32003006202						
Nevada	32003006203						
Nevada	32003006204						
Nevada	32003006700						
Nevada	32003006800						
Nevada	32003006900						
Nevada	32003007100						
Nevada	32003007200						
Nevada	32003007500						
Nevada	32003007600						
Nevada	32003007800						
Nevada	32005001000						
Nevada	32005001100						
Nevada	32005001200						
Nevada	32005001300						
Nevada	32005001400						
Nevada	32005001500						
Nevada	32005001600						
Nevada	32005001700						
Nevada	32005001800						
Nevada	32005001900						
Nevada	32005002000						
Nevada	32005002100						
Nevada	32005002200						
Nevada	32005002300						
Nevada	32005002400						
Nevada	32005002500						
Nevada	32005990000						
Nevada	32007950200						
Nevada	32007950701						
Nevada	32007950702						
Nevada	32007950800						
Nevada	32007950900						
Nevada	32007951000						
Nevada	32007951201						
Nevada	32007951202						
Nevada	32007951300						

AMERICAN OVERSIGHT

State	2012-2016 ACS LIC Tract	Enter "YES" Below to Nominate LIC	2012-2016 Tract Poverty Rate	2012-2016 Tract Median Family Income	2012-2016 State Median Family Income	2012-2016 Core Based Statistical Area (CBSA) Median Family Income	Metro/Non-Metro
Nevada	32007951401						
Nevada	32007951402						
Nevada	32007951500						
Nevada	32007951600						
Nevada	32007951700						
Nevada	32009950100						
Nevada	32011000100						
Nevada	32013010500						
Nevada	32013010600						
Nevada	32013010701						
Nevada	32013010702						
Nevada	32015000300						
Nevada	32017950100						
Nevada	32017950200						
Nevada	32019960101						
Nevada	32019960102						
Nevada	32019960103						
Nevada	32019960201						
Nevada	32019960202						
Nevada	32019960301						
Nevada	32019960302						
Nevada	32019960303						
Nevada	32019960800						
Nevada	32019960900						
Nevada	32021970700						
Nevada	32021970800						
Nevada	32023960100						
Nevada	32023960200						
Nevada	32023960300						
Nevada	32023960401						
Nevada	32023960402						
Nevada	32023960403						
Nevada	32023960404						
Nevada	32023960405						
Nevada	32023960406						
Nevada	32023980500						
Nevada	32027960100						
Nevada	32029970200	YES	7.2	66738	62528	68267	Metro
Nevada	32031000101						
Nevada	32031000102						
Nevada	32031000201						
Nevada	32031000202						
Nevada	32031000300						
Nevada	32031000400						
Nevada	32031000700						
Nevada	32031000900						
Nevada	32031001005						
Nevada	32031001008						

AMERICAN OVERSIGHT

State	2012-2016 ACS LIC Tract	Enter "YES" Below to Nominate LIC	2012-2016 Tract Poverty Rate	2012-2016 Tract Median Family Income	2012-2016 State Median Family Income	2012-2016 Core Based Statistical Area (CBSA) Median Family Income	Metro/Non-Metro
Nevada	32031001009						
Nevada	32031001010						
Nevada	32031001011						
Nevada	32031001012						
Nevada	32031001013						
Nevada	32031001014						
Nevada	32031001015						
Nevada	32031001101						
Nevada	32031001103						
Nevada	32031001104						
Nevada	32031001105						
Nevada	32031001201						
Nevada	32031001202						
Nevada	32031001300						
Nevada	32031001400						
Nevada	32031001501						
Nevada	32031001502						
Nevada	32031001701						
Nevada	32031001702						
Nevada	32031001801						
Nevada	32031001802						
Nevada	32031001901						
Nevada	32031001902						
Nevada	32031002103						
Nevada	32031002104						
Nevada	32031002105						
Nevada	32031002106						
Nevada	32031002107						
Nevada	32031002204						
Nevada	32031002205						
Nevada	32031002206						
Nevada	32031002207						
Nevada	32031002208						
Nevada	32031002209						
Nevada	32031002210						
Nevada	32031002211						
Nevada	32031002212						
Nevada	32031002301						
Nevada	32031002302						
Nevada	32031002401						
Nevada	32031002406						
Nevada	32031002407						
Nevada	32031002408						
Nevada	32031002409						
Nevada	32031002410						
Nevada	32031002411						
Nevada	32031002412						
Nevada	32031002500						

AMERICAN OVERSIGHT

State	2012-2016 ACS LIC Tract	Enter "YES" Below to Nominate LIC	2012-2016 Tract Poverty Rate	2012-2016 Tract Median Family Income	2012-2016 State Median Family Income	2012-2016 Core Based Statistical Area (CBSA) Median Family Income	Metro/Non-Metro
Nevada	32031002603						
Nevada	32031002610						
Nevada	32031002611						
Nevada	32031002612						
Nevada	32031002613						
Nevada	32031002614						
Nevada	32031002615						
Nevada	32031002616						
Nevada	32031002617						
Nevada	32031002618						
Nevada	32031002619						
Nevada	32031002703						
Nevada	32031002704						
Nevada	32031002705						
Nevada	32031002706						
Nevada	32031002707						
Nevada	32031002801						
Nevada	32031002802						
Nevada	32031002901						
Nevada	32031002902						
Nevada	32031003000						
Nevada	32031003101						
Nevada	32031003105						
Nevada	32031003106						
Nevada	32031003108						
Nevada	32031003109						
Nevada	32031003110						
Nevada	32031003202						
Nevada	32031003203						
Nevada	32031003204						
Nevada	32031003305						
Nevada	32031003306						
Nevada	32031003307						
Nevada	32031003308						
Nevada	32031003309						
Nevada	32031003501						
Nevada	32031003503						
Nevada	32031003504						
Nevada	32031003507						
Nevada	32031003508						
Nevada	32031003509						
Nevada	32031003510						
Nevada	32031003511						
Nevada	32031003512						
Nevada	32031003513						
Nevada	32031003514						
Nevada	32031003515						
Nevada	32031940200						

AMERICAN OVERSIGHT

State	2012-2016 ACS LIC Tract	Enter "YES" Below to Nominate LIC	2012-2016 Tract Poverty Rate	2012-2016 Tract Median Family Income	2012-2016 State Median Family Income	2012-2016 Core Based Statistical Area (CBSA) Median Family Income	Metro/Non-Metro
Nevada	32031980000						
Nevada	32031980100						
Nevada	32031980200						
Nevada	32031980300						
Nevada	32031990000						
Nevada	32031990100						
Nevada	32033970100						
Nevada	32033970200						
Nevada	32033970300						
Nevada	32510000100						
Nevada	32510000200						
Nevada	32510000300						
Nevada	32510000400						
Nevada	32510000501						
Nevada	32510000502						
Nevada	32510000600						
Nevada	32510000701						
Nevada	32510000702						
Nevada	32510000800						
Nevada	32510000900						
Nevada	32510001001						
Nevada	32510001002						
Nevada	32510990000						
New Hampshire	33001965100						
New Hampshire	33001965200						
New Hampshire	33001965300						
New Hampshire	33001965400						
New Hampshire	33001965598						
New Hampshire	33001965600						
New Hampshire	33001965700						
New Hampshire	33001965800						
New Hampshire	33001965900						
New Hampshire	33001966000						
New Hampshire	33001966100						
New Hampshire	33001966200						
New Hampshire	33001966401						
New Hampshire	33001966402						
New Hampshire	33001966500						
New Hampshire	33003955100						
New Hampshire	33003955300						
New Hampshire	33003955400						
New Hampshire	33003955500						
New Hampshire	33003955600						
New Hampshire	33003955800						
New Hampshire	33003955900						
New Hampshire	33003956000						
New Hampshire	33003956100						
New Hampshire	33003956300						

AMERICAN OVERSIGHT

State	2012-2016 ACS LIC Tract	Enter "YES" Below to Nominate LIC	2012-2016 Tract Poverty Rate	2012-2016 Tract Median Family Income	2012-2016 State Median Family Income	2012-2016 Core Based Statistical Area (CBSA) Median Family Income	Metro/Non-Metro
New Hampshire	33003956400						
New Hampshire	33005970100						
New Hampshire	33005970200						
New Hampshire	33005970400						
New Hampshire	33005970500						
New Hampshire	33005970600						
New Hampshire	33005970700						
New Hampshire	33005970800						
New Hampshire	33005970900						
New Hampshire	33005971000						
New Hampshire	33005971100						
New Hampshire	33005971300						
New Hampshire	33005971401						
New Hampshire	33005971402						
New Hampshire	33005971500						
New Hampshire	33005971600						
New Hampshire	33005971700						
New Hampshire	33007950100						
New Hampshire	33007950200						
New Hampshire	33007950300						
New Hampshire	33007950400						
New Hampshire	33007950500						
New Hampshire	33007950600						
New Hampshire	33007950700						
New Hampshire	33007950800						
New Hampshire	33007950900						
New Hampshire	33007951000						
New Hampshire	33007951100						
New Hampshire	33009960100						
New Hampshire	33009960200						
New Hampshire	33009960300						
New Hampshire	33009960400						
New Hampshire	33009960500						
New Hampshire	33009960600						
New Hampshire	33009960700						
New Hampshire	33009960800						
New Hampshire	33009960900						
New Hampshire	33009961000						
New Hampshire	33009961100						
New Hampshire	33009961200						
New Hampshire	33009961300						
New Hampshire	33009961400						
New Hampshire	33009961500						
New Hampshire	33009961601						
New Hampshire	33009961602						
New Hampshire	33009961700						
New Hampshire	33009961800						
New Hampshire	33011000101						

AMERICAN OVERSIGHT

State	2012-2016 ACS LIC Tract	Enter "YES" Below to Nominate LIC	2012-2016 Tract Poverty Rate	2012-2016 Tract Median Family Income	2012-2016 State Median Family Income	2012-2016 Core Based Statistical Area (CBSA) Median Family Income	Metro/Non-Metro
New Hampshire	33011000102						
New Hampshire	33011000202						
New Hampshire	33011000203						
New Hampshire	33011000204						
New Hampshire	33011000300						
New Hampshire	33011000600						
New Hampshire	33011000700						
New Hampshire	33011000800						
New Hampshire	33011000901						
New Hampshire	33011000902						
New Hampshire	33011001000						
New Hampshire	33011001100						
New Hampshire	33011001200						
New Hampshire	33011001300						
New Hampshire	33011001400						
New Hampshire	33011001500						
New Hampshire	33011001600						
New Hampshire	33011001700						
New Hampshire	33011001800						
New Hampshire	33011001900						
New Hampshire	33011002000						
New Hampshire	33011002100						
New Hampshire	33011002200						
New Hampshire	33011002300						
New Hampshire	33011002400						
New Hampshire	33011002500						
New Hampshire	33011002600						
New Hampshire	33011002701						
New Hampshire	33011002702						
New Hampshire	33011002800						
New Hampshire	33011002901						
New Hampshire	33011002902						
New Hampshire	33011002903						
New Hampshire	33011010100						
New Hampshire	33011010200						
New Hampshire	33011010301						
New Hampshire	33011010302						
New Hampshire	33011010400						
New Hampshire	33011010500						
New Hampshire	33011010600						
New Hampshire	33011010700						
New Hampshire	33011010800						
New Hampshire	33011010900						
New Hampshire	33011011000						
New Hampshire	33011011101						
New Hampshire	33011011102						
New Hampshire	33011011200						
New Hampshire	33011011300						

AMERICAN OVERSIGHT

State	2012-2016 ACS LIC Tract	Enter "YES" Below to Nominate LIC	2012-2016 Tract Poverty Rate	2012-2016 Tract Median Family Income	2012-2016 State Median Family Income	2012-2016 Core Based Statistical Area (CBSA) Median Family Income	Metro/Non-Metro
New Hampshire	33011011401						
New Hampshire	33011011402						
New Hampshire	33011011500						
New Hampshire	33011012100						
New Hampshire	33011012200						
New Hampshire	33011012300						
New Hampshire	33011013100						
New Hampshire	33011014100						
New Hampshire	33011014201						
New Hampshire	33011014202						
New Hampshire	33011014300						
New Hampshire	33011015100						
New Hampshire	33011015200						
New Hampshire	33011016100						
New Hampshire	33011016201						
New Hampshire	33011016202						
New Hampshire	33011017100						
New Hampshire	33011018000						
New Hampshire	33011018501						
New Hampshire	33011018502						
New Hampshire	33011019000						
New Hampshire	33011019501						
New Hampshire	33011019502						
New Hampshire	33011020000						
New Hampshire	33011021000						
New Hampshire	33011021500						
New Hampshire	33011022000						
New Hampshire	33011022500						
New Hampshire	33011023000						
New Hampshire	33011024000						
New Hampshire	33011025000						
New Hampshire	33011025500						
New Hampshire	33011200100						
New Hampshire	33011200200						
New Hampshire	33011200300						
New Hampshire	33011200400						
New Hampshire	33011980101						
New Hampshire	33013003001						
New Hampshire	33013003006						
New Hampshire	33013003100						
New Hampshire	33013003200						
New Hampshire	33013030000						
New Hampshire	33013031001						
New Hampshire	33013031002						
New Hampshire	33013032100						
New Hampshire	33013032200						
New Hampshire	33013032300						
New Hampshire	33013032400						

AMERICAN OVERSIGHT

State	2012-2016 ACS LIC Tract	Enter "YES" Below to Nominate LIC	2012-2016 Tract Poverty Rate	2012-2016 Tract Median Family Income	2012-2016 State Median Family Income	2012-2016 Core Based Statistical Area (CBSA) Median Family Income	Metro/Non-Metro
New Hampshire	33013032500						
New Hampshire	33013032600						
New Hampshire	33013032701						
New Hampshire	33013032706						
New Hampshire	33013032800						
New Hampshire	33013032900						
New Hampshire	33013033000						
New Hampshire	33013034000						
New Hampshire	33013035000						
New Hampshire	33013036000						
New Hampshire	33013037000						
New Hampshire	33013038000						
New Hampshire	33013038500						
New Hampshire	33013039000						
New Hampshire	33013040000						
New Hampshire	33013040500						
New Hampshire	33013041000						
New Hampshire	33013041500						
New Hampshire	33013042500						
New Hampshire	33013043001						
New Hampshire	33013043002						
New Hampshire	33013044000						
New Hampshire	33013044100						
New Hampshire	33013044200						
New Hampshire	33013044300						
New Hampshire	33015003301						
New Hampshire	33015003302						
New Hampshire	33015003400						
New Hampshire	33015003500						
New Hampshire	33015003601						
New Hampshire	33015003602						
New Hampshire	33015003701						
New Hampshire	33015003703						
New Hampshire	33015003801						
New Hampshire	33015003802						
New Hampshire	33015003901						
New Hampshire	33015003902						
New Hampshire	33015004000						
New Hampshire	33015050000						
New Hampshire	33015051000						
New Hampshire	33015052000						
New Hampshire	33015053000						
New Hampshire	33015054000						
New Hampshire	33015055001						
New Hampshire	33015055002						
New Hampshire	33015056000						
New Hampshire	33015057000						
New Hampshire	33015058000						

AMERICAN OVERSIGHT

State	2012-2016 ACS LIC Tract	Enter "YES" Below to Nominate LIC	2012-2016 Tract Poverty Rate	2012-2016 Tract Median Family Income	2012-2016 State Median Family Income	2012-2016 Core Based Statistical Area (CBSA) Median Family Income	Metro/Non-Metro
New Hampshire	33015059000						
New Hampshire	33015060000						
New Hampshire	33015061001						
New Hampshire	33015062000						
New Hampshire	33015062500						
New Hampshire	33015063001						
New Hampshire	33015063002						
New Hampshire	33015064000						
New Hampshire	33015065001						
New Hampshire	33015065005						
New Hampshire	33015065006						
New Hampshire	33015065007						
New Hampshire	33015065008						
New Hampshire	33015066000						
New Hampshire	33015067000						
New Hampshire	33015067501						
New Hampshire	33015067502						
New Hampshire	33015069100						
New Hampshire	33015069200						
New Hampshire	33015069300						
New Hampshire	33015069700						
New Hampshire	33015071000						
New Hampshire	33015100100						
New Hampshire	33015100200						
New Hampshire	33015100301						
New Hampshire	33015100302						
New Hampshire	33015100400						
New Hampshire	33015101100						
New Hampshire	33015102100						
New Hampshire	33015103100						
New Hampshire	33015104101						
New Hampshire	33015104102						
New Hampshire	33015105100						
New Hampshire	33015106101						
New Hampshire	33015106102						
New Hampshire	33015106200						
New Hampshire	33015106400						
New Hampshire	33015107100						
New Hampshire	33015107200						
New Hampshire	33015107400						
New Hampshire	33015107500						
New Hampshire	33015980011						
New Hampshire	33015990000						
New Hampshire	33017080100						
New Hampshire	33017080202						
New Hampshire	33017080203						
New Hampshire	33017080204						
New Hampshire	33017080500						

AMERICAN OVERSIGHT

State	2012-2016 ACS LIC Tract	Enter "YES" Below to Nominate LIC	2012-2016 Tract Poverty Rate	2012-2016 Tract Median Family Income	2012-2016 State Median Family Income	2012-2016 Core Based Statistical Area (CBSA) Median Family Income	Metro/Non-Metro
New Hampshire	33017081100						
New Hampshire	33017081200						
New Hampshire	33017081300						
New Hampshire	33017081400						
New Hampshire	33017081500						
New Hampshire	33017081600						
New Hampshire	33017082000						
New Hampshire	33017083001						
New Hampshire	33017083002						
New Hampshire	33017084100						
New Hampshire	33017084200						
New Hampshire	33017084300						
New Hampshire	33017084400						
New Hampshire	33017084500						
New Hampshire	33017084600						
New Hampshire	33017085000						
New Hampshire	33017086000						
New Hampshire	33017087000						
New Hampshire	33017088000						
New Hampshire	33017088500						
New Hampshire	33019975100						
New Hampshire	33019975200						
New Hampshire	33019975300						
New Hampshire	33019975400						
New Hampshire	33019975500						
New Hampshire	33019975600						
New Hampshire	33019975700						
New Hampshire	33019975800						
New Hampshire	33019975901						
New Hampshire	33019975902						
New Jersey	34001000100						
New Jersey	34001000200						
New Jersey	34001000300						
New Jersey	34001000400						
New Jersey	34001000500						
New Jersey	34001001100						
New Jersey	34001001200						
New Jersey	34001001300						
New Jersey	34001001400						
New Jersey	34001001500						
New Jersey	34001001900						
New Jersey	34001002300						
New Jersey	34001002400						
New Jersey	34001002500						
New Jersey	34001010101						
New Jersey	34001010102						
New Jersey	34001010104						
New Jersey	34001010105						

AMERICAN OVERSIGHT

State	2012-2016 ACS LIC Tract	Enter "YES" Below to Nominate LIC	2012-2016 Tract Poverty Rate	2012-2016 Tract Median Family Income	2012-2016 State Median Family Income	2012-2016 Core Based Statistical Area (CBSA) Median Family Income	Metro/Non-Metro
New Jersey	34001010200						
New Jersey	34001010300						
New Jersey	34001010401						
New Jersey	34001010403						
New Jersey	34001010501						
New Jersey	34001010503						
New Jersey	34001010505						
New Jersey	34001010506						
New Jersey	34001010600						
New Jersey	34001010700						
New Jersey	34001010800						
New Jersey	34001010900						
New Jersey	34001011000						
New Jersey	34001011100						
New Jersey	34001011201						
New Jersey	34001011202						
New Jersey	34001011300						
New Jersey	34001011401						
New Jersey	34001011403						
New Jersey	34001011404						
New Jersey	34001011500						
New Jersey	34001011600						
New Jersey	34001011701						
New Jersey	34001011702						
New Jersey	34001011802						
New Jersey	34001011803						
New Jersey	34001011804						
New Jersey	34001011805						
New Jersey	34001011900						
New Jersey	34001012000						
New Jersey	34001012100						
New Jersey	34001012200						
New Jersey	34001012302						
New Jersey	34001012401						
New Jersey	34001012402						
New Jersey	34001012501						
New Jersey	34001012502						
New Jersey	34001012602						
New Jersey	34001012701						
New Jersey	34001012702						
New Jersey	34001012801						
New Jersey	34001012802						
New Jersey	34001013000						
New Jersey	34001013101						
New Jersey	34001013102						
New Jersey	34001013201						
New Jersey	34001013202						
New Jersey	34001013301						

AMERICAN OVERSIGHT

State	2012-2016 ACS LIC Tract	Enter "YES" Below to Nominate LIC	2012-2016 Tract Poverty Rate	2012-2016 Tract Median Family Income	2012-2016 State Median Family Income	2012-2016 Core Based Statistical Area (CBSA) Median Family Income	Metro/Non-Metro
New Jersey	34001013302						
New Jersey	34001013500						
New Jersey	34001983400						
New Jersey	34001990000						
New Jersey	34003001000						
New Jersey	34003002100						
New Jersey	34003002200						
New Jersey	34003002300						
New Jersey	34003003100						
New Jersey	34003003200						
New Jersey	34003003300						
New Jersey	34003003401						
New Jersey	34003003402						
New Jersey	34003003500						
New Jersey	34003004001						
New Jersey	34003004002						
New Jersey	34003005000						
New Jersey	34003006100						
New Jersey	34003006201						
New Jersey	34003006202						
New Jersey	34003006300						
New Jersey	34003007001						
New Jersey	34003007002						
New Jersey	34003008000						
New Jersey	34003009100						
New Jersey	34003009200						
New Jersey	34003010100						
New Jersey	34003010200						
New Jersey	34003010300						
New Jersey	34003011100						
New Jersey	34003011200						
New Jersey	34003011300						
New Jersey	34003011400						
New Jersey	34003012001						
New Jersey	34003012002						
New Jersey	34003013001						
New Jersey	34003013002						
New Jersey	34003014000						
New Jersey	34003015100						
New Jersey	34003015200						
New Jersey	34003015300						
New Jersey	34003015400						
New Jersey	34003015500						
New Jersey	34003016000						
New Jersey	34003017100						
New Jersey	34003017200						
New Jersey	34003017300						
New Jersey	34003017400						

AMERICAN OVERSIGHT

State	2012-2016 ACS LIC Tract	Enter "YES" Below to Nominate LIC	2012-2016 Tract Poverty Rate	2012-2016 Tract Median Family Income	2012-2016 State Median Family Income	2012-2016 Core Based Statistical Area (CBSA) Median Family Income	Metro/Non-Metro
New Jersey	34003017500						
New Jersey	34003018100						
New Jersey	34003018200						
New Jersey	34003019102						
New Jersey	34003019103						
New Jersey	34003019104						
New Jersey	34003019202						
New Jersey	34003019203						
New Jersey	34003019204						
New Jersey	34003019303						
New Jersey	34003019304						
New Jersey	34003019305						
New Jersey	34003019306						
New Jersey	34003020100						
New Jersey	34003020200						
New Jersey	34003021100						
New Jersey	34003021200						
New Jersey	34003021300						
New Jersey	34003021400						
New Jersey	34003021500						
New Jersey	34003021600						
New Jersey	34003022100						
New Jersey	34003022200						
New Jersey	34003023100						
New Jersey	34003023200						
New Jersey	34003023301						
New Jersey	34003023302						
New Jersey	34003023401						
New Jersey	34003023402						
New Jersey	34003023501						
New Jersey	34003023502						
New Jersey	34003023601						
New Jersey	34003023602						
New Jersey	34003024100						
New Jersey	34003024200						
New Jersey	34003025100						
New Jersey	34003025200						
New Jersey	34003026100						
New Jersey	34003026200						
New Jersey	34003027000						
New Jersey	34003028001						
New Jersey	34003028002						
New Jersey	34003029100						
New Jersey	34003029200						
New Jersey	34003030100						
New Jersey	34003030200						
New Jersey	34003030300						
New Jersey	34003030400						

AMERICAN OVERSIGHT

State	2012-2016 ACS LIC Tract	Enter "YES" Below to Nominate LIC	2012-2016 Tract Poverty Rate	2012-2016 Tract Median Family Income	2012-2016 State Median Family Income	2012-2016 Core Based Statistical Area (CBSA) Median Family Income	Metro/Non-Metro
New Jersey	34003031100						
New Jersey	34003031200						
New Jersey	34003031300						
New Jersey	34003031400						
New Jersey	34003032102						
New Jersey	34003032103						
New Jersey	34003032104						
New Jersey	34003032201						
New Jersey	34003032202						
New Jersey	34003033100						
New Jersey	34003033200						
New Jersey	34003033300						
New Jersey	34003034000						
New Jersey	34003035100						
New Jersey	34003035200						
New Jersey	34003036100						
New Jersey	34003036200						
New Jersey	34003037100						
New Jersey	34003037201						
New Jersey	34003037202						
New Jersey	34003038100						
New Jersey	34003038200						
New Jersey	34003038300						
New Jersey	34003039100						
New Jersey	34003039200						
New Jersey	34003039300						
New Jersey	34003040001						
New Jersey	34003040002						
New Jersey	34003041100						
New Jersey	34003041200						
New Jersey	34003041301						
New Jersey	34003041302						
New Jersey	34003042100						
New Jersey	34003042301						
New Jersey	34003042302						
New Jersey	34003042400						
New Jersey	34003042500						
New Jersey	34003043001						
New Jersey	34003043002						
New Jersey	34003044100						
New Jersey	34003044201						
New Jersey	34003044202						
New Jersey	34003045100						
New Jersey	34003045200						
New Jersey	34003046100						
New Jersey	34003046200						
New Jersey	34003046300						
New Jersey	34003047100						

AMERICAN OVERSIGHT

State	2012-2016 ACS LIC Tract	Enter "YES" Below to Nominate LIC	2012-2016 Tract Poverty Rate	2012-2016 Tract Median Family Income	2012-2016 State Median Family Income	2012-2016 Core Based Statistical Area (CBSA) Median Family Income	Metro/Non-Metro
New Jersey	34003047200						
New Jersey	34003047300						
New Jersey	34003047400						
New Jersey	34003047500						
New Jersey	34003048100						
New Jersey	34003048200						
New Jersey	34003049001						
New Jersey	34003049002						
New Jersey	34003050000						
New Jersey	34003051100						
New Jersey	34003051200						
New Jersey	34003051300						
New Jersey	34003051400						
New Jersey	34003052100						
New Jersey	34003052200						
New Jersey	34003053100						
New Jersey	34003053200						
New Jersey	34003054100						
New Jersey	34003054200						
New Jersey	34003054300						
New Jersey	34003054400						
New Jersey	34003054500						
New Jersey	34003054600						
New Jersey	34003055100						
New Jersey	34003055200						
New Jersey	34003056100						
New Jersey	34003056200						
New Jersey	34003057101						
New Jersey	34003057102						
New Jersey	34003057200						
New Jersey	34003058100						
New Jersey	34003058200						
New Jersey	34003059100						
New Jersey	34003059200						
New Jersey	34003060000						
New Jersey	34003061100						
New Jersey	34003061200						
New Jersey	34003061300						
New Jersey	34003061400						
New Jersey	34005700102						
New Jersey	34005700103						
New Jersey	34005700104						
New Jersey	34005700200						
New Jersey	34005700303						
New Jersey	34005700304						
New Jersey	34005700305						
New Jersey	34005700306						
New Jersey	34005700307						

AMERICAN OVERSIGHT

State	2012-2016 ACS LIC Tract	Enter "YES" Below to Nominate LIC	2012-2016 Tract Poverty Rate	2012-2016 Tract Median Family Income	2012-2016 State Median Family Income	2012-2016 Core Based Statistical Area (CBSA) Median Family Income	Metro/Non-Metro
New Jersey	34005700401						
New Jersey	34005700402						
New Jersey	34005700403						
New Jersey	34005700405						
New Jersey	34005700407						
New Jersey	34005700408						
New Jersey	34005700501						
New Jersey	34005700502						
New Jersey	34005700503						
New Jersey	34005700504						
New Jersey	34005700505						
New Jersey	34005700602						
New Jersey	34005700603						
New Jersey	34005700605						
New Jersey	34005700701						
New Jersey	34005700702						
New Jersey	34005700703						
New Jersey	34005700800						
New Jersey	34005700900						
New Jersey	34005701001						
New Jersey	34005701002						
New Jersey	34005701102						
New Jersey	34005701103						
New Jersey	34005701104						
New Jersey	34005701105						
New Jersey	34005701201						
New Jersey	34005701203						
New Jersey	34005701204						
New Jersey	34005701205						
New Jersey	34005701301						
New Jersey	34005701302						
New Jersey	34005701303						
New Jersey	34005701401						
New Jersey	34005701402						
New Jersey	34005701502						
New Jersey	34005701700						
New Jersey	34005702101						
New Jersey	34005702203						
New Jersey	34005702204						
New Jersey	34005702206						
New Jersey	34005702207						
New Jersey	34005702208						
New Jersey	34005702209						
New Jersey	34005702210						
New Jersey	34005702300						
New Jersey	34005702400						
New Jersey	34005702500						
New Jersey	34005702601						

AMERICAN OVERSIGHT

State	2012-2016 ACS LIC Tract	Enter "YES" Below to Nominate LIC	2012-2016 Tract Poverty Rate	2012-2016 Tract Median Family Income	2012-2016 State Median Family Income	2012-2016 Core Based Statistical Area (CBSA) Median Family Income	Metro/Non-Metro
New Jersey	34005702603						
New Jersey	34005702700						
New Jersey	34005702801						
New Jersey	34005702802						
New Jersey	34005702803						
New Jersey	34005702804						
New Jersey	34005702805						
New Jersey	34005702806						
New Jersey	34005702807						
New Jersey	34005702808						
New Jersey	34005702809						
New Jersey	34005702810						
New Jersey	34005702811						
New Jersey	34005702905						
New Jersey	34005702906						
New Jersey	34005702907						
New Jersey	34005702908						
New Jersey	34005702909						
New Jersey	34005702910						
New Jersey	34005702913						
New Jersey	34005702914						
New Jersey	34005702915						
New Jersey	34005702917						
New Jersey	34005702918						
New Jersey	34005703000						
New Jersey	34005703102						
New Jersey	34005703103						
New Jersey	34005703104						
New Jersey	34005703201						
New Jersey	34005703202						
New Jersey	34005703203						
New Jersey	34005703600						
New Jersey	34005703700						
New Jersey	34005703801						
New Jersey	34005703802						
New Jersey	34005703803						
New Jersey	34005703804						
New Jersey	34005703900						
New Jersey	34005704004						
New Jersey	34005704005						
New Jersey	34005704006						
New Jersey	34005704007						
New Jersey	34005704008						
New Jersey	34005704009						
New Jersey	34005704011						
New Jersey	34005704012						
New Jersey	34005704013						
New Jersey	34005704014						

AMERICAN OVERSIGHT

State	2012-2016 ACS LIC Tract	Enter "YES" Below to Nominate LIC	2012-2016 Tract Poverty Rate	2012-2016 Tract Median Family Income	2012-2016 State Median Family Income	2012-2016 Core Based Statistical Area (CBSA) Median Family Income	Metro/Non-Metro
New Jersey	34005704200						
New Jersey	34005704302						
New Jersey	34005704500						
New Jersey	34005704600						
New Jersey	34005704700						
New Jersey	34005704801						
New Jersey	34005704802						
New Jersey	34005981802						
New Jersey	34005982111						
New Jersey	34007600200						
New Jersey	34007600400						
New Jersey	34007600700						
New Jersey	34007600800						
New Jersey	34007600900						
New Jersey	34007601000						
New Jersey	34007601101						
New Jersey	34007601102						
New Jersey	34007601200						
New Jersey	34007601300						
New Jersey	34007601400						
New Jersey	34007601500						
New Jersey	34007601600						
New Jersey	34007601700						
New Jersey	34007601800						
New Jersey	34007601900						
New Jersey	34007602000						
New Jersey	34007602503						
New Jersey	34007602601						
New Jersey	34007602602						
New Jersey	34007602901						
New Jersey	34007602902						
New Jersey	34007603001						
New Jersey	34007603002						
New Jersey	34007603100						
New Jersey	34007603200						
New Jersey	34007603301						
New Jersey	34007603302						
New Jersey	34007603303						
New Jersey	34007603400						
New Jersey	34007603501						
New Jersey	34007603503						
New Jersey	34007603504						
New Jersey	34007603505						
New Jersey	34007603506						
New Jersey	34007603507						
New Jersey	34007603601						
New Jersey	34007603602						
New Jersey	34007603603						

AMERICAN OVERSIGHT

State	2012-2016 ACS LIC Tract	Enter "YES" Below to Nominate LIC	2012-2016 Tract Poverty Rate	2012-2016 Tract Median Family Income	2012-2016 State Median Family Income	2012-2016 Core Based Statistical Area (CBSA) Median Family Income	Metro/Non-Metro
New Jersey	34007603700						
New Jersey	34007603800						
New Jersey	34007603901						
New Jersey	34007603902						
New Jersey	34007604100						
New Jersey	34007604200						
New Jersey	34007604300						
New Jersey	34007604400						
New Jersey	34007604600						
New Jersey	34007604700						
New Jersey	34007605100						
New Jersey	34007605200						
New Jersey	34007605300						
New Jersey	34007605400						
New Jersey	34007605602						
New Jersey	34007605700						
New Jersey	34007605800						
New Jersey	34007605900						
New Jersey	34007606000						
New Jersey	34007606100						
New Jersey	34007606200						
New Jersey	34007606300						
New Jersey	34007606400						
New Jersey	34007606500						
New Jersey	34007606600						
New Jersey	34007606700						
New Jersey	34007606800						
New Jersey	34007607000						
New Jersey	34007607100						
New Jersey	34007607200						
New Jersey	34007607300						
New Jersey	34007607401						
New Jersey	34007607402						
New Jersey	34007607502						
New Jersey	34007607503						
New Jersey	34007607504						
New Jersey	34007607505						
New Jersey	34007607506						
New Jersey	34007607507						
New Jersey	34007607600						
New Jersey	34007607701						
New Jersey	34007607702						
New Jersey	34007607801						
New Jersey	34007607802						
New Jersey	34007607900						
New Jersey	34007608001						
New Jersey	34007608202						
New Jersey	34007608205						

AMERICAN OVERSIGHT

State	2012-2016 ACS LIC Tract	Enter "YES" Below to Nominate LIC	2012-2016 Tract Poverty Rate	2012-2016 Tract Median Family Income	2012-2016 State Median Family Income	2012-2016 Core Based Statistical Area (CBSA) Median Family Income	Metro/Non-Metro
New Jersey	34007608206						
New Jersey	34007608209						
New Jersey	34007608210						
New Jersey	34007608211						
New Jersey	34007608302						
New Jersey	34007608303						
New Jersey	34007608304						
New Jersey	34007608401						
New Jersey	34007608402						
New Jersey	34007608403						
New Jersey	34007608404						
New Jersey	34007608503						
New Jersey	34007608504						
New Jersey	34007608600						
New Jersey	34007608700						
New Jersey	34007608800						
New Jersey	34007608901						
New Jersey	34007608903						
New Jersey	34007608904						
New Jersey	34007609000						
New Jersey	34007609103						
New Jersey	34007609201						
New Jersey	34007609202						
New Jersey	34007609203						
New Jersey	34007609204						
New Jersey	34007609205						
New Jersey	34007610300						
New Jersey	34007610400						
New Jersey	34007610500						
New Jersey	34007610600						
New Jersey	34007610800						
New Jersey	34007610900						
New Jersey	34007611000						
New Jersey	34007611100						
New Jersey	34007611200						
New Jersey	34007611300						
New Jersey	34007611400						
New Jersey	34007611500						
New Jersey	34007611600						
New Jersey	34007611700						
New Jersey	34009020101						
New Jersey	34009020102						
New Jersey	34009020201						
New Jersey	34009020203						
New Jersey	34009020205						
New Jersey	34009020206						
New Jersey	34009020301						
New Jersey	34009020302						

AMERICAN OVERSIGHT

State	2012-2016 ACS LIC Tract	Enter "YES" Below to Nominate LIC	2012-2016 Tract Poverty Rate	2012-2016 Tract Median Family Income	2012-2016 State Median Family Income	2012-2016 Core Based Statistical Area (CBSA) Median Family Income	Metro/Non-Metro
New Jersey	34009020400						
New Jersey	34009020500						
New Jersey	34009020600						
New Jersey	34009020700						
New Jersey	34009020800						
New Jersey	34009020901						
New Jersey	34009020902						
New Jersey	34009021001						
New Jersey	34009021002						
New Jersey	34009021100						
New Jersey	34009021300						
New Jersey	34009021400						
New Jersey	34009021500						
New Jersey	34009021600						
New Jersey	34009021701						
New Jersey	34009021702						
New Jersey	34009021803						
New Jersey	34009021804						
New Jersey	34009021805						
New Jersey	34009021806						
New Jersey	34009021900						
New Jersey	34009022000						
New Jersey	34009022101						
New Jersey	34009022102						
New Jersey	34009990100						
New Jersey	34011010101						
New Jersey	34011010103						
New Jersey	34011010200						
New Jersey	34011010301						
New Jersey	34011010302						
New Jersey	34011010401						
New Jersey	34011010402						
New Jersey	34011010500						
New Jersey	34011010600						
New Jersey	34011010700						
New Jersey	34011010800						
New Jersey	34011020100						
New Jersey	34011020200						
New Jersey	34011020300						
New Jersey	34011020400						
New Jersey	34011020502						
New Jersey	34011020503						
New Jersey	34011020600						
New Jersey	34011030100						
New Jersey	34011030200						
New Jersey	34011030300						
New Jersey	34011030400						
New Jersey	34011030501						

AMERICAN OVERSIGHT

State	2012-2016 ACS LIC Tract	Enter "YES" Below to Nominate LIC	2012-2016 Tract Poverty Rate	2012-2016 Tract Median Family Income	2012-2016 State Median Family Income	2012-2016 Core Based Statistical Area (CBSA) Median Family Income	Metro/Non-Metro
New Jersey	34011030502						
New Jersey	34011040300						
New Jersey	34011040400						
New Jersey	34011040500						
New Jersey	34011040600						
New Jersey	34011040700						
New Jersey	34011040800						
New Jersey	34011040901						
New Jersey	34011040902						
New Jersey	34011041000						
New Jersey	34011041100						
New Jersey	34011990000						
New Jersey	34013000100						
New Jersey	34013000200						
New Jersey	34013000300						
New Jersey	34013000400						
New Jersey	34013000500						
New Jersey	34013000600						
New Jersey	34013000700						
New Jersey	34013000800						
New Jersey	34013000900						
New Jersey	34013001000						
New Jersey	34013001100						
New Jersey	34013001300						
New Jersey	34013001400						
New Jersey	34013001500						
New Jersey	34013001600						
New Jersey	34013001700						
New Jersey	34013001800						
New Jersey	34013001900						
New Jersey	34013002000						
New Jersey	34013002100						
New Jersey	34013002201						
New Jersey	34013002202						
New Jersey	34013002300						
New Jersey	34013002400						
New Jersey	34013002500						
New Jersey	34013002600						
New Jersey	34013002800						
New Jersey	34013003100						
New Jersey	34013003500						
New Jersey	34013003700						
New Jersey	34013003800						
New Jersey	34013003900						
New Jersey	34013004100						
New Jersey	34013004200						
New Jersey	34013004300						
New Jersey	34013004400						

AMERICAN OVERSIGHT

State	2012-2016 ACS LIC Tract	Enter "YES" Below to Nominate LIC	2012-2016 Tract Poverty Rate	2012-2016 Tract Median Family Income	2012-2016 State Median Family Income	2012-2016 Core Based Statistical Area (CBSA) Median Family Income	Metro/Non-Metro
New Jersey	34013004500						
New Jersey	34013004600						
New Jersey	34013004700						
New Jersey	34013004801						
New Jersey	34013004802						
New Jersey	34013004900						
New Jersey	34013005000						
New Jersey	34013005100						
New Jersey	34013005200						
New Jersey	34013005300						
New Jersey	34013005400						
New Jersey	34013005700						
New Jersey	34013006200						
New Jersey	34013006400						
New Jersey	34013006600						
New Jersey	34013006700						
New Jersey	34013006800						
New Jersey	34013006900						
New Jersey	34013007000						
New Jersey	34013007100						
New Jersey	34013007200						
New Jersey	34013007300						
New Jersey	34013007400						
New Jersey	34013007501						
New Jersey	34013007502						
New Jersey	34013007600						
New Jersey	34013007700						
New Jersey	34013007800						
New Jersey	34013007900						
New Jersey	34013008000						
New Jersey	34013008100						
New Jersey	34013008200						
New Jersey	34013008700						
New Jersey	34013008800						
New Jersey	34013008900						
New Jersey	34013009000						
New Jersey	34013009100						
New Jersey	34013009200						
New Jersey	34013009300						
New Jersey	34013009400						
New Jersey	34013009500						
New Jersey	34013009600						
New Jersey	34013009700						
New Jersey	34013009900						
New Jersey	34013010000						
New Jersey	34013010100						
New Jersey	34013010200						
New Jersey	34013010300						

AMERICAN OVERSIGHT

State	2012-2016 ACS LIC Tract	Enter "YES" Below to Nominate LIC	2012-2016 Tract Poverty Rate	2012-2016 Tract Median Family Income	2012-2016 State Median Family Income	2012-2016 Core Based Statistical Area (CBSA) Median Family Income	Metro/Non-Metro
New Jersey	34013010400						
New Jersey	34013010500						
New Jersey	34013010600						
New Jersey	34013010700						
New Jersey	34013010800						
New Jersey	34013010900						
New Jersey	34013011100						
New Jersey	34013011200						
New Jersey	34013011300						
New Jersey	34013011400						
New Jersey	34013011500						
New Jersey	34013011600						
New Jersey	34013011700						
New Jersey	34013011800						
New Jersey	34013011900						
New Jersey	34013012000						
New Jersey	34013012100						
New Jersey	34013012200						
New Jersey	34013012300						
New Jersey	34013012400						
New Jersey	34013012500						
New Jersey	34013012600						
New Jersey	34013012700						
New Jersey	34013012800						
New Jersey	34013012900						
New Jersey	34013013000						
New Jersey	34013013100						
New Jersey	34013013200						
New Jersey	34013013300						
New Jersey	34013013400						
New Jersey	34013013500						
New Jersey	34013013600						
New Jersey	34013013700						
New Jersey	34013013800						
New Jersey	34013013900						
New Jersey	34013014000						
New Jersey	34013014100						
New Jersey	34013014200						
New Jersey	34013014300						
New Jersey	34013014400						
New Jersey	34013014500						
New Jersey	34013014600						
New Jersey	34013014700						
New Jersey	34013014800						
New Jersey	34013014900						
New Jersey	34013015000						
New Jersey	34013015100						
New Jersey	34013015200						

AMERICAN OVERSIGHT

State	2012-2016 ACS LIC Tract	Enter "YES" Below to Nominate LIC	2012-2016 Tract Poverty Rate	2012-2016 Tract Median Family Income	2012-2016 State Median Family Income	2012-2016 Core Based Statistical Area (CBSA) Median Family Income	Metro/Non-Metro
New Jersey	34013015300						
New Jersey	34013015400						
New Jersey	34013015500						
New Jersey	34013015600						
New Jersey	34013015700						
New Jersey	34013015800						
New Jersey	34013015900						
New Jersey	34013016000						
New Jersey	34013016100						
New Jersey	34013016200						
New Jersey	34013016300						
New Jersey	34013016400						
New Jersey	34013016500						
New Jersey	34013016600						
New Jersey	34013016700						
New Jersey	34013016800						
New Jersey	34013016900						
New Jersey	34013017000						
New Jersey	34013017100						
New Jersey	34013017200						
New Jersey	34013017301						
New Jersey	34013017302						
New Jersey	34013017400						
New Jersey	34013017500						
New Jersey	34013017600						
New Jersey	34013017700						
New Jersey	34013017800						
New Jersey	34013017900						
New Jersey	34013018000						
New Jersey	34013018100						
New Jersey	34013018200						
New Jersey	34013018300						
New Jersey	34013018400						
New Jersey	34013018600						
New Jersey	34013018700						
New Jersey	34013018800						
New Jersey	34013018900						
New Jersey	34013019000						
New Jersey	34013019100						
New Jersey	34013019200						
New Jersey	34013019300						
New Jersey	34013019400						
New Jersey	34013019500						
New Jersey	34013019600						
New Jersey	34013019700						
New Jersey	34013019800						
New Jersey	34013019900						
New Jersey	34013020000						

AMERICAN OVERSIGHT

State	2012-2016 ACS LIC Tract	Enter "YES" Below to Nominate LIC	2012-2016 Tract Poverty Rate	2012-2016 Tract Median Family Income	2012-2016 State Median Family Income	2012-2016 Core Based Statistical Area (CBSA) Median Family Income	Metro/Non-Metro
New Jersey	34013020100						
New Jersey	34013020200						
New Jersey	34013020300						
New Jersey	34013020400						
New Jersey	34013020500						
New Jersey	34013020600						
New Jersey	34013020700						
New Jersey	34013020800						
New Jersey	34013020901						
New Jersey	34013020902						
New Jersey	34013021000						
New Jersey	34013021100						
New Jersey	34013021200						
New Jersey	34013021300						
New Jersey	34013021400						
New Jersey	34013021601						
New Jersey	34013021602						
New Jersey	34013021701						
New Jersey	34013021702						
New Jersey	34013021801						
New Jersey	34013021802						
New Jersey	34013021803						
New Jersey	34013022700						
New Jersey	34013022800						
New Jersey	34013022900						
New Jersey	34013023000						
New Jersey	34013023100						
New Jersey	34013023200						
New Jersey	34013980100						
New Jersey	34013980200						
New Jersey	34015500100						
New Jersey	34015500201						
New Jersey	34015500202						
New Jersey	34015500203						
New Jersey	34015500204						
New Jersey	34015500205						
New Jersey	34015500300						
New Jersey	34015500400						
New Jersey	34015500500						
New Jersey	34015500600						
New Jersey	34015500701						
New Jersey	34015500702						
New Jersey	34015500703						
New Jersey	34015500800						
New Jersey	34015500900						
New Jersey	34015501001						
New Jersey	34015501002						
New Jersey	34015501003						

AMERICAN OVERSIGHT

State	2012-2016 ACS LIC Tract	Enter "YES" Below to Nominate LIC	2012-2016 Tract Poverty Rate	2012-2016 Tract Median Family Income	2012-2016 State Median Family Income	2012-2016 Core Based Statistical Area (CBSA) Median Family Income	Metro/Non-Metro
New Jersey	34015501101						
New Jersey	34015501102						
New Jersey	34015501103						
New Jersey	34015501104						
New Jersey	34015501105						
New Jersey	34015501106						
New Jersey	34015501107						
New Jersey	34015501201						
New Jersey	34015501202						
New Jersey	34015501203						
New Jersey	34015501204						
New Jersey	34015501205						
New Jersey	34015501206						
New Jersey	34015501208						
New Jersey	34015501209						
New Jersey	34015501210						
New Jersey	34015501212						
New Jersey	34015501213						
New Jersey	34015501301						
New Jersey	34015501302						
New Jersey	34015501303						
New Jersey	34015501402						
New Jersey	34015501403						
New Jersey	34015501404						
New Jersey	34015501405						
New Jersey	34015501406						
New Jersey	34015501500						
New Jersey	34015501603						
New Jersey	34015501604						
New Jersey	34015501605						
New Jersey	34015501606						
New Jersey	34015501608						
New Jersey	34015501609						
New Jersey	34015501701						
New Jersey	34015501702						
New Jersey	34015501703						
New Jersey	34015501704						
New Jersey	34015501800						
New Jersey	34015501900						
New Jersey	34015502001						
New Jersey	34015502002						
New Jersey	34015502100						
New Jersey	34015502200						
New Jersey	34015502300						
New Jersey	34015502400						
New Jersey	34017000100						
New Jersey	34017000200						
New Jersey	34017000300						

AMERICAN OVERSIGHT

State	2012-2016 ACS LIC Tract	Enter "YES" Below to Nominate LIC	2012-2016 Tract Poverty Rate	2012-2016 Tract Median Family Income	2012-2016 State Median Family Income	2012-2016 Core Based Statistical Area (CBSA) Median Family Income	Metro/Non-Metro
New Jersey	34017000400						
New Jersey	34017000500						
New Jersey	34017000600						
New Jersey	34017000700						
New Jersey	34017000800						
New Jersey	34017000902						
New Jersey	34017001000						
New Jersey	34017001100						
New Jersey	34017001201						
New Jersey	34017001202						
New Jersey	34017001300						
New Jersey	34017001400						
New Jersey	34017001701						
New Jersey	34017001800						
New Jersey	34017001900						
New Jersey	34017002000						
New Jersey	34017002200						
New Jersey	34017002300						
New Jersey	34017002400						
New Jersey	34017002700						
New Jersey	34017002800						
New Jersey	34017002900						
New Jersey	34017003000						
New Jersey	34017003100						
New Jersey	34017003500						
New Jersey	34017004000						
New Jersey	34017004101						
New Jersey	34017004102						
New Jersey	34017004200						
New Jersey	34017004300						
New Jersey	34017004400						
New Jersey	34017004500						
New Jersey	34017004600						
New Jersey	34017004700						
New Jersey	34017004800						
New Jersey	34017004900						
New Jersey	34017005200						
New Jersey	34017005300						
New Jersey	34017005400						
New Jersey	34017005500						
New Jersey	34017005600						
New Jersey	34017005801						
New Jersey	34017005802						
New Jersey	34017005900						
New Jersey	34017006000						
New Jersey	34017006100						
New Jersey	34017006200						
New Jersey	34017006300						

AMERICAN OVERSIGHT

State	2012-2016 ACS LIC Tract	Enter "YES" Below to Nominate LIC	2012-2016 Tract Poverty Rate	2012-2016 Tract Median Family Income	2012-2016 State Median Family Income	2012-2016 Core Based Statistical Area (CBSA) Median Family Income	Metro/Non-Metro
New Jersey	34017006400						
New Jersey	34017006500						
New Jersey	34017006600						
New Jersey	34017006700						
New Jersey	34017006800						
New Jersey	34017006900						
New Jersey	34017007000						
New Jersey	34017007100						
New Jersey	34017007200						
New Jersey	34017007300						
New Jersey	34017007400						
New Jersey	34017007500						
New Jersey	34017007600						
New Jersey	34017007700						
New Jersey	34017007800						
New Jersey	34017010100						
New Jersey	34017010200						
New Jersey	34017010300						
New Jersey	34017010400						
New Jersey	34017010500						
New Jersey	34017010600						
New Jersey	34017010700						
New Jersey	34017010800						
New Jersey	34017010900						
New Jersey	34017011000						
New Jersey	34017011100						
New Jersey	34017011200						
New Jersey	34017011300						
New Jersey	34017011400						
New Jersey	34017011500						
New Jersey	34017011600						
New Jersey	34017012300						
New Jersey	34017012400						
New Jersey	34017012500						
New Jersey	34017012600						
New Jersey	34017012700						
New Jersey	34017012800						
New Jersey	34017012900						
New Jersey	34017013000						
New Jersey	34017013100						
New Jersey	34017013200						
New Jersey	34017013300						
New Jersey	34017013400						
New Jersey	34017013500						
New Jersey	34017013600						
New Jersey	34017013700						
New Jersey	34017013800						
New Jersey	34017013900						

AMERICAN OVERSIGHT

State	2012-2016 ACS LIC Tract	Enter "YES" Below to Nominate LIC	2012-2016 Tract Poverty Rate	2012-2016 Tract Median Family Income	2012-2016 State Median Family Income	2012-2016 Core Based Statistical Area (CBSA) Median Family Income	Metro/Non-Metro
New Jersey	34017014000						
New Jersey	34017014101						
New Jersey	34017014102						
New Jersey	34017014200						
New Jersey	34017014300						
New Jersey	34017014400						
New Jersey	34017014501						
New Jersey	34017014502						
New Jersey	34017014600						
New Jersey	34017014700						
New Jersey	34017014800						
New Jersey	34017014900						
New Jersey	34017015001						
New Jersey	34017015002						
New Jersey	34017015100						
New Jersey	34017015201						
New Jersey	34017015202						
New Jersey	34017015300						
New Jersey	34017015500						
New Jersey	34017015600						
New Jersey	34017015700						
New Jersey	34017015801						
New Jersey	34017015802						
New Jersey	34017015900						
New Jersey	34017016000						
New Jersey	34017016100						
New Jersey	34017016200						
New Jersey	34017016300						
New Jersey	34017016400						
New Jersey	34017016500						
New Jersey	34017016600						
New Jersey	34017016700						
New Jersey	34017016800						
New Jersey	34017016900						
New Jersey	34017017000						
New Jersey	34017017100						
New Jersey	34017017200						
New Jersey	34017017300						
New Jersey	34017017400						
New Jersey	34017017500						
New Jersey	34017017600						
New Jersey	34017017700						
New Jersey	34017017800						
New Jersey	34017017900						
New Jersey	34017018000						
New Jersey	34017018100						
New Jersey	34017018200						
New Jersey	34017018301						

AMERICAN OVERSIGHT

State	2012-2016 ACS LIC Tract	Enter "YES" Below to Nominate LIC	2012-2016 Tract Poverty Rate	2012-2016 Tract Median Family Income	2012-2016 State Median Family Income	2012-2016 Core Based Statistical Area (CBSA) Median Family Income	Metro/Non-Metro
New Jersey	34017018302						
New Jersey	34017018400						
New Jersey	34017018500						
New Jersey	34017018600						
New Jersey	34017018701						
New Jersey	34017018702						
New Jersey	34017018800						
New Jersey	34017018900						
New Jersey	34017019000						
New Jersey	34017019100						
New Jersey	34017019200						
New Jersey	34017019300						
New Jersey	34017019400						
New Jersey	34017019800						
New Jersey	34017019900						
New Jersey	34017020000						
New Jersey	34017020100						
New Jersey	34017032400						
New Jersey	34017980100						
New Jersey	34019010100						
New Jersey	34019010200						
New Jersey	34019010300						
New Jersey	34019010400						
New Jersey	34019010500						
New Jersey	34019010600						
New Jersey	34019010701						
New Jersey	34019010702						
New Jersey	34019010801						
New Jersey	34019010802						
New Jersey	34019010900						
New Jersey	34019011001						
New Jersey	34019011002						
New Jersey	34019011100						
New Jersey	34019011201						
New Jersey	34019011202						
New Jersey	34019011301						
New Jersey	34019011302						
New Jersey	34019011303						
New Jersey	34019011304						
New Jersey	34019011400						
New Jersey	34019011500						
New Jersey	34019011600						
New Jersey	34019011700						
New Jersey	34019011800						
New Jersey	34019011900						
New Jersey	34021000100						
New Jersey	34021000200						
New Jersey	34021000300						

AMERICAN OVERSIGHT

State	2012-2016 ACS LIC Tract	Enter "YES" Below to Nominate LIC	2012-2016 Tract Poverty Rate	2012-2016 Tract Median Family Income	2012-2016 State Median Family Income	2012-2016 Core Based Statistical Area (CBSA) Median Family Income	Metro/Non-Metro
New Jersey	34021000400						
New Jersey	34021000500						
New Jersey	34021000600						
New Jersey	34021000700						
New Jersey	34021000800						
New Jersey	34021000900						
New Jersey	34021001000						
New Jersey	34021001101						
New Jersey	34021001102						
New Jersey	34021001200						
New Jersey	34021001300						
New Jersey	34021001401						
New Jersey	34021001402						
New Jersey	34021001500						
New Jersey	34021001600						
New Jersey	34021001700						
New Jersey	34021001800						
New Jersey	34021001900						
New Jersey	34021002000						
New Jersey	34021002100						
New Jersey	34021002200						
New Jersey	34021002400						
New Jersey	34021002500						
New Jersey	34021002601						
New Jersey	34021002602						
New Jersey	34021002701						
New Jersey	34021002702						
New Jersey	34021002800						
New Jersey	34021002902						
New Jersey	34021002903						
New Jersey	34021002904						
New Jersey	34021003001						
New Jersey	34021003002						
New Jersey	34021003003						
New Jersey	34021003004						
New Jersey	34021003006						
New Jersey	34021003007						
New Jersey	34021003008						
New Jersey	34021003009						
New Jersey	34021003100						
New Jersey	34021003201						
New Jersey	34021003202						
New Jersey	34021003301						
New Jersey	34021003302						
New Jersey	34021003400						
New Jersey	34021003500						
New Jersey	34021003601						
New Jersey	34021003602						

AMERICAN OVERSIGHT

State	2012-2016 ACS LIC Tract	Enter "YES" Below to Nominate LIC	2012-2016 Tract Poverty Rate	2012-2016 Tract Median Family Income	2012-2016 State Median Family Income	2012-2016 Core Based Statistical Area (CBSA) Median Family Income	Metro/Non-Metro
New Jersey	34021003703						
New Jersey	34021003704						
New Jersey	34021003705						
New Jersey	34021003706						
New Jersey	34021003800						
New Jersey	34021003902						
New Jersey	34021003903						
New Jersey	34021003904						
New Jersey	34021003905						
New Jersey	34021004000						
New Jersey	34021004201						
New Jersey	34021004203						
New Jersey	34021004204						
New Jersey	34021004301						
New Jersey	34021004304						
New Jersey	34021004306						
New Jersey	34021004307						
New Jersey	34021004309						
New Jersey	34021004310						
New Jersey	34021004403						
New Jersey	34021004404						
New Jersey	34021004405						
New Jersey	34021004406						
New Jersey	34021004407						
New Jersey	34021004501						
New Jersey	34021004502						
New Jersey	34023000100						
New Jersey	34023000200						
New Jersey	34023000300						
New Jersey	34023000401						
New Jersey	34023000403						
New Jersey	34023000404						
New Jersey	34023000501						
New Jersey	34023000502						
New Jersey	34023000603						
New Jersey	34023000606						
New Jersey	34023000608						
New Jersey	34023000701						
New Jersey	34023000702						
New Jersey	34023000801						
New Jersey	34023000802						
New Jersey	34023000901						
New Jersey	34023000902						
New Jersey	34023001001						
New Jersey	34023001002						
New Jersey	34023001100						
New Jersey	34023001200						
New Jersey	34023001300						

AMERICAN OVERSIGHT

State	2012-2016 ACS LIC Tract	Enter "YES" Below to Nominate LIC	2012-2016 Tract Poverty Rate	2012-2016 Tract Median Family Income	2012-2016 State Median Family Income	2012-2016 Core Based Statistical Area (CBSA) Median Family Income	Metro/Non-Metro
New Jersey	34023001409						
New Jersey	34023001410						
New Jersey	34023001411						
New Jersey	34023001412						
New Jersey	34023001413						
New Jersey	34023001414						
New Jersey	34023001415						
New Jersey	34023001416						
New Jersey	34023001417						
New Jersey	34023001502						
New Jersey	34023001504						
New Jersey	34023001505						
New Jersey	34023001506						
New Jersey	34023001600						
New Jersey	34023001701						
New Jersey	34023001702						
New Jersey	34023001803						
New Jersey	34023001804						
New Jersey	34023001805						
New Jersey	34023001901						
New Jersey	34023001902						
New Jersey	34023001903						
New Jersey	34023002000						
New Jersey	34023002101						
New Jersey	34023002102						
New Jersey	34023002200						
New Jersey	34023002301						
New Jersey	34023002302						
New Jersey	34023002401						
New Jersey	34023002402						
New Jersey	34023002500						
New Jersey	34023002603						
New Jersey	34023002604						
New Jersey	34023002605						
New Jersey	34023002701						
New Jersey	34023002703						
New Jersey	34023002805						
New Jersey	34023002901						
New Jersey	34023002902						
New Jersey	34023003001						
New Jersey	34023003002						
New Jersey	34023003101						
New Jersey	34023003102						
New Jersey	34023003201						
New Jersey	34023003203						
New Jersey	34023003300						
New Jersey	34023003401						
New Jersey	34023003500						

AMERICAN OVERSIGHT

State	2012-2016 ACS LIC Tract	Enter "YES" Below to Nominate LIC	2012-2016 Tract Poverty Rate	2012-2016 Tract Median Family Income	2012-2016 State Median Family Income	2012-2016 Core Based Statistical Area (CBSA) Median Family Income	Metro/Non-Metro
New Jersey	34023003600						
New Jersey	34023003700						
New Jersey	34023003800						
New Jersey	34023004000						
New Jersey	34023004100						
New Jersey	34023004200						
New Jersey	34023004300						
New Jersey	34023004400						
New Jersey	34023004500						
New Jersey	34023004600						
New Jersey	34023004700						
New Jersey	34023004800						
New Jersey	34023004900						
New Jersey	34023005000						
New Jersey	34023005100						
New Jersey	34023005200						
New Jersey	34023005300						
New Jersey	34023005500						
New Jersey	34023005601						
New Jersey	34023005602						
New Jersey	34023005700						
New Jersey	34023005800						
New Jersey	34023006001						
New Jersey	34023006002						
New Jersey	34023006101						
New Jersey	34023006103						
New Jersey	34023006104						
New Jersey	34023006203						
New Jersey	34023006204						
New Jersey	34023006205						
New Jersey	34023006206						
New Jersey	34023006207						
New Jersey	34023006300						
New Jersey	34023006403						
New Jersey	34023006500						
New Jersey	34023006601						
New Jersey	34023006604						
New Jersey	34023006605						
New Jersey	34023006606						
New Jersey	34023006607						
New Jersey	34023006608						
New Jersey	34023006701						
New Jersey	34023006703						
New Jersey	34023006800						
New Jersey	34023006900						
New Jersey	34023007000						
New Jersey	34023007101						
New Jersey	34023007102						

AMERICAN OVERSIGHT

State	2012-2016 ACS LIC Tract	Enter "YES" Below to Nominate LIC	2012-2016 Tract Poverty Rate	2012-2016 Tract Median Family Income	2012-2016 State Median Family Income	2012-2016 Core Based Statistical Area (CBSA) Median Family Income	Metro/Non-Metro
New Jersey	34023007103						
New Jersey	34023007202						
New Jersey	34023007203						
New Jersey	34023007301						
New Jersey	34023007303						
New Jersey	34023007304						
New Jersey	34023007402						
New Jersey	34023007500						
New Jersey	34023007600						
New Jersey	34023007702						
New Jersey	34023007703						
New Jersey	34023007704						
New Jersey	34023007801						
New Jersey	34023007804						
New Jersey	34023007805						
New Jersey	34023007806						
New Jersey	34023007905						
New Jersey	34023007906						
New Jersey	34023007907						
New Jersey	34023007908						
New Jersey	34023007909						
New Jersey	34023007910						
New Jersey	34023007911						
New Jersey	34023007912						
New Jersey	34023008001						
New Jersey	34023008101						
New Jersey	34023008102						
New Jersey	34023008103						
New Jersey	34023008202						
New Jersey	34023008204						
New Jersey	34023008205						
New Jersey	34023008206						
New Jersey	34023008207						
New Jersey	34023008208						
New Jersey	34023008209						
New Jersey	34023008300						
New Jersey	34023008403						
New Jersey	34023008404						
New Jersey	34023008405						
New Jersey	34023008406						
New Jersey	34023008501						
New Jersey	34023008502						
New Jersey	34023008503						
New Jersey	34023008504						
New Jersey	34023008601						
New Jersey	34023008602						
New Jersey	34023008604						
New Jersey	34023008605						

AMERICAN OVERSIGHT

State	2012-2016 ACS LIC Tract	Enter "YES" Below to Nominate LIC	2012-2016 Tract Poverty Rate	2012-2016 Tract Median Family Income	2012-2016 State Median Family Income	2012-2016 Core Based Statistical Area (CBSA) Median Family Income	Metro/Non-Metro
New Jersey	34023008606						
New Jersey	34023008700						
New Jersey	34023008800						
New Jersey	34023008900						
New Jersey	34023009000						
New Jersey	34023009100						
New Jersey	34023009200						
New Jersey	34023009300						
New Jersey	34023009400						
New Jersey	34025800100						
New Jersey	34025800200						
New Jersey	34025800400						
New Jersey	34025800500						
New Jersey	34025800601						
New Jersey	34025800602						
New Jersey	34025800701						
New Jersey	34025800702						
New Jersey	34025800800						
New Jersey	34025800900						
New Jersey	34025801000						
New Jersey	34025801100						
New Jersey	34025801200						
New Jersey	34025801300						
New Jersey	34025801400						
New Jersey	34025801500						
New Jersey	34025801600						
New Jersey	34025801700						
New Jersey	34025801800						
New Jersey	34025801900						
New Jersey	34025802000						
New Jersey	34025802100						
New Jersey	34025802200						
New Jersey	34025802300						
New Jersey	34025802400						
New Jersey	34025802500						
New Jersey	34025802600						
New Jersey	34025802700						
New Jersey	34025802800						
New Jersey	34025802900						
New Jersey	34025803000						
New Jersey	34025803100						
New Jersey	34025803201						
New Jersey	34025803202						
New Jersey	34025803300						
New Jersey	34025803400						
New Jersey	34025803500						
New Jersey	34025803600						
New Jersey	34025803700						

AMERICAN OVERSIGHT

State	2012-2016 ACS LIC Tract	Enter "YES" Below to Nominate LIC	2012-2016 Tract Poverty Rate	2012-2016 Tract Median Family Income	2012-2016 State Median Family Income	2012-2016 Core Based Statistical Area (CBSA) Median Family Income	Metro/Non-Metro
New Jersey	34025803800						
New Jersey	34025803900						
New Jersey	34025804100						
New Jersey	34025804200						
New Jersey	34025804500						
New Jersey	34025804600						
New Jersey	34025804700						
New Jersey	34025804800						
New Jersey	34025805001						
New Jersey	34025805100						
New Jersey	34025805300						
New Jersey	34025805400						
New Jersey	34025805500						
New Jersey	34025805600						
New Jersey	34025805700						
New Jersey	34025805800						
New Jersey	34025805900						
New Jersey	34025806000						
New Jersey	34025806100						
New Jersey	34025806201						
New Jersey	34025806202						
New Jersey	34025806300						
New Jersey	34025806400						
New Jersey	34025806501						
New Jersey	34025806502						
New Jersey	34025806503						
New Jersey	34025806504						
New Jersey	34025806600						
New Jersey	34025807003						
New Jersey	34025807004						
New Jersey	34025807100						
New Jersey	34025807200						
New Jersey	34025807300						
New Jersey	34025807400						
New Jersey	34025807500						
New Jersey	34025807600						
New Jersey	34025807700						
New Jersey	34025807800						
New Jersey	34025807900						
New Jersey	34025808001						
New Jersey	34025808002						
New Jersey	34025808100						
New Jersey	34025808200						
New Jersey	34025808300						
New Jersey	34025808401						
New Jersey	34025808402						
New Jersey	34025808500						
New Jersey	34025808600						

AMERICAN OVERSIGHT

State	2012-2016 ACS LIC Tract	Enter "YES" Below to Nominate LIC	2012-2016 Tract Poverty Rate	2012-2016 Tract Median Family Income	2012-2016 State Median Family Income	2012-2016 Core Based Statistical Area (CBSA) Median Family Income	Metro/Non-Metro
New Jersey	34025808701						
New Jersey	34025808702						
New Jersey	34025808800						
New Jersey	34025808900						
New Jersey	34025809000						
New Jersey	34025809100						
New Jersey	34025809200						
New Jersey	34025809301						
New Jersey	34025809302						
New Jersey	34025809400						
New Jersey	34025809501						
New Jersey	34025809502						
New Jersey	34025809600						
New Jersey	34025809701						
New Jersey	34025809703						
New Jersey	34025809704						
New Jersey	34025809901						
New Jersey	34025809902						
New Jersey	34025809903						
New Jersey	34025810001						
New Jersey	34025810002						
New Jersey	34025810003						
New Jersey	34025810004						
New Jersey	34025810101						
New Jersey	34025810102						
New Jersey	34025810200						
New Jersey	34025810300						
New Jersey	34025810401						
New Jersey	34025810402						
New Jersey	34025810501						
New Jersey	34025810502						
New Jersey	34025810503						
New Jersey	34025810600						
New Jersey	34025810700						
New Jersey	34025810800						
New Jersey	34025810900						
New Jersey	34025811000						
New Jersey	34025811101						
New Jersey	34025811102						
New Jersey	34025811200						
New Jersey	34025811301						
New Jersey	34025811303						
New Jersey	34025811304						
New Jersey	34025811401						
New Jersey	34025811402						
New Jersey	34025811501						
New Jersey	34025811502						
New Jersey	34025811600						

AMERICAN OVERSIGHT

State	2012-2016 ACS LIC Tract	Enter "YES" Below to Nominate LIC	2012-2016 Tract Poverty Rate	2012-2016 Tract Median Family Income	2012-2016 State Median Family Income	2012-2016 Core Based Statistical Area (CBSA) Median Family Income	Metro/Non-Metro
New Jersey	34025811900						
New Jersey	34025812000						
New Jersey	34025812100						
New Jersey	34025812200						
New Jersey	34025812300						
New Jersey	34025812400						
New Jersey	34025812501						
New Jersey	34025812502						
New Jersey	34025990000						
New Jersey	34027040101						
New Jersey	34027040102						
New Jersey	34027040200						
New Jersey	34027040300						
New Jersey	34027040400						
New Jersey	34027040500						
New Jersey	34027040600						
New Jersey	34027040701						
New Jersey	34027040702						
New Jersey	34027040801						
New Jersey	34027040803						
New Jersey	34027040804						
New Jersey	34027040805						
New Jersey	34027040900						
New Jersey	34027041000						
New Jersey	34027041100						
New Jersey	34027041200						
New Jersey	34027041300						
New Jersey	34027041400						
New Jersey	34027041500						
New Jersey	34027041601						
New Jersey	34027041602						
New Jersey	34027041603						
New Jersey	34027041604						
New Jersey	34027041701						
New Jersey	34027041702						
New Jersey	34027041704						
New Jersey	34027041705						
New Jersey	34027041706						
New Jersey	34027041801						
New Jersey	34027041802						
New Jersey	34027041803						
New Jersey	34027041901						
New Jersey	34027041902						
New Jersey	34027042000						
New Jersey	34027042100						
New Jersey	34027042200						
New Jersey	34027042301						
New Jersey	34027042302						

AMERICAN OVERSIGHT

State	2012-2016 ACS LIC Tract	Enter "YES" Below to Nominate LIC	2012-2016 Tract Poverty Rate	2012-2016 Tract Median Family Income	2012-2016 State Median Family Income	2012-2016 Core Based Statistical Area (CBSA) Median Family Income	Metro/Non-Metro
New Jersey	34027042500						
New Jersey	34027042600						
New Jersey	34027042700						
New Jersey	34027042800						
New Jersey	34027042900						
New Jersey	34027043000						
New Jersey	34027043100						
New Jersey	34027043200						
New Jersey	34027043301						
New Jersey	34027043302						
New Jersey	34027043303						
New Jersey	34027043401						
New Jersey	34027043402						
New Jersey	34027043500						
New Jersey	34027043600						
New Jersey	34027043700						
New Jersey	34027043800						
New Jersey	34027043900						
New Jersey	34027044000						
New Jersey	34027044101						
New Jersey	34027044102						
New Jersey	34027044200						
New Jersey	34027044300						
New Jersey	34027044401						
New Jersey	34027044403						
New Jersey	34027044404						
New Jersey	34027044501						
New Jersey	34027044502						
New Jersey	34027044601						
New Jersey	34027044602						
New Jersey	34027044701						
New Jersey	34027044702						
New Jersey	34027044800						
New Jersey	34027044900						
New Jersey	34027045000						
New Jersey	34027045100						
New Jersey	34027045200						
New Jersey	34027045300						
New Jersey	34027045401						
New Jersey	34027045402						
New Jersey	34027045501						
New Jersey	34027045502						
New Jersey	34027045602						
New Jersey	34027045603						
New Jersey	34027045701						
New Jersey	34027045703						
New Jersey	34027045704						
New Jersey	34027045804						

AMERICAN OVERSIGHT

State	2012-2016 ACS LIC Tract	Enter "YES" Below to Nominate LIC	2012-2016 Tract Poverty Rate	2012-2016 Tract Median Family Income	2012-2016 State Median Family Income	2012-2016 Core Based Statistical Area (CBSA) Median Family Income	Metro/Non-Metro
New Jersey	34027045901						
New Jersey	34027045902						
New Jersey	34027046000						
New Jersey	34027046103						
New Jersey	34027046104						
New Jersey	34027046105						
New Jersey	34027046106						
New Jersey	34027046201						
New Jersey	34027046202						
New Jersey	34027046297						
New Jersey	34027046298						
New Jersey	34027046300						
New Jersey	34027046400						
New Jersey	34029710100						
New Jersey	34029711100						
New Jersey	34029711200						
New Jersey	34029711300						
New Jersey	34029711400						
New Jersey	34029712000						
New Jersey	34029713000						
New Jersey	34029713100						
New Jersey	34029713201						
New Jersey	34029713202						
New Jersey	34029713203						
New Jersey	34029713300						
New Jersey	34029713401						
New Jersey	34029713402						
New Jersey	34029713500						
New Jersey	34029713600						
New Jersey	34029713700						
New Jersey	34029713800						
New Jersey	34029713900						
New Jersey	34029714000						
New Jersey	34029714100						
New Jersey	34029714200						
New Jersey	34029714300						
New Jersey	34029714400						
New Jersey	34029715000						
New Jersey	34029715200						
New Jersey	34029715301						
New Jersey	34029715302						
New Jersey	34029715401						
New Jersey	34029715402						
New Jersey	34029715500						
New Jersey	34029715600						
New Jersey	34029715700						
New Jersey	34029715800						
New Jersey	34029715901						

AMERICAN OVERSIGHT

State	2012-2016 ACS LIC Tract	Enter "YES" Below to Nominate LIC	2012-2016 Tract Poverty Rate	2012-2016 Tract Median Family Income	2012-2016 State Median Family Income	2012-2016 Core Based Statistical Area (CBSA) Median Family Income	Metro/Non-Metro
New Jersey	34029715902						
New Jersey	34029716000						
New Jersey	34029717001						
New Jersey	34029717002						
New Jersey	34029717101						
New Jersey	34029717102						
New Jersey	34029717200						
New Jersey	34029717300						
New Jersey	34029717400						
New Jersey	34029717501						
New Jersey	34029717502						
New Jersey	34029718000						
New Jersey	34029720001						
New Jersey	34029720101						
New Jersey	34029720102						
New Jersey	34029720103						
New Jersey	34029720202						
New Jersey	34029720203						
New Jersey	34029720204						
New Jersey	34029720205						
New Jersey	34029720206						
New Jersey	34029721000						
New Jersey	34029722001						
New Jersey	34029722002						
New Jersey	34029722100						
New Jersey	34029722200						
New Jersey	34029722300						
New Jersey	34029722401						
New Jersey	34029722402						
New Jersey	34029722500						
New Jersey	34029722600						
New Jersey	34029722701						
New Jersey	34029722702						
New Jersey	34029722800						
New Jersey	34029722900						
New Jersey	34029723000						
New Jersey	34029723100						
New Jersey	34029723200						
New Jersey	34029723300						
New Jersey	34029723400						
New Jersey	34029723500						
New Jersey	34029723600						
New Jersey	34029724000						
New Jersey	34029725001						
New Jersey	34029725002						
New Jersey	34029725100						
New Jersey	34029726000						
New Jersey	34029727001						

AMERICAN OVERSIGHT

State	2012-2016 ACS LIC Tract	Enter "YES" Below to Nominate LIC	2012-2016 Tract Poverty Rate	2012-2016 Tract Median Family Income	2012-2016 State Median Family Income	2012-2016 Core Based Statistical Area (CBSA) Median Family Income	Metro/Non-Metro
New Jersey	34029727002						
New Jersey	34029728000						
New Jersey	34029729000						
New Jersey	34029730000						
New Jersey	34029731001						
New Jersey	34029731002						
New Jersey	34029731101						
New Jersey	34029731102						
New Jersey	34029731103						
New Jersey	34029731201						
New Jersey	34029731202						
New Jersey	34029731203						
New Jersey	34029731204						
New Jersey	34029731205						
New Jersey	34029731206						
New Jersey	34029732001						
New Jersey	34029732002						
New Jersey	34029732101						
New Jersey	34029732103						
New Jersey	34029732104						
New Jersey	34029733000						
New Jersey	34029734001						
New Jersey	34029734002						
New Jersey	34029734003						
New Jersey	34029735001						
New Jersey	34029735002						
New Jersey	34029735101						
New Jersey	34029735103						
New Jersey	34029735104						
New Jersey	34029736001						
New Jersey	34029736002						
New Jersey	34029736101						
New Jersey	34029736102						
New Jersey	34029736105						
New Jersey	34029737000						
New Jersey	34029738001						
New Jersey	34029738002						
New Jersey	34029738100						
New Jersey	34029739000						
New Jersey	34029739100						
New Jersey	34029980000						
New Jersey	34029980100						
New Jersey	34029990000						
New Jersey	34031116500						
New Jersey	34031124200						
New Jersey	34031124311						
New Jersey	34031124312						
New Jersey	34031124321						

AMERICAN OVERSIGHT

State	2012-2016 ACS LIC Tract	Enter "YES" Below to Nominate LIC	2012-2016 Tract Poverty Rate	2012-2016 Tract Median Family Income	2012-2016 State Median Family Income	2012-2016 Core Based Statistical Area (CBSA) Median Family Income	Metro/Non-Metro
New Jersey	34031124322						
New Jersey	34031124323						
New Jersey	34031124401						
New Jersey	34031124402						
New Jersey	34031124500						
New Jersey	34031124601						
New Jersey	34031124602						
New Jersey	34031124700						
New Jersey	34031124800						
New Jersey	34031124900						
New Jersey	34031125000						
New Jersey	34031125100						
New Jersey	34031133701						
New Jersey	34031133702						
New Jersey	34031143200						
New Jersey	34031143300						
New Jersey	34031143400						
New Jersey	34031154001						
New Jersey	34031154002						
New Jersey	34031163500						
New Jersey	34031175200						
New Jersey	34031175301						
New Jersey	34031175302						
New Jersey	34031175401						
New Jersey	34031175402						
New Jersey	34031175500						
New Jersey	34031175601						
New Jersey	34031175602						
New Jersey	34031175701						
New Jersey	34031175703						
New Jersey	34031175704						
New Jersey	34031175801						
New Jersey	34031175802						
New Jersey	34031175900						
New Jersey	34031180100						
New Jersey	34031180201						
New Jersey	34031180202						
New Jersey	34031180300						
New Jersey	34031180600						
New Jersey	34031180700						
New Jersey	34031180800						
New Jersey	34031180900						
New Jersey	34031181000						
New Jersey	34031181100						
New Jersey	34031181200						
New Jersey	34031181300						
New Jersey	34031181400						
New Jersey	34031181500						

AMERICAN OVERSIGHT

State	2012-2016 ACS LIC Tract	Enter "YES" Below to Nominate LIC	2012-2016 Tract Poverty Rate	2012-2016 Tract Median Family Income	2012-2016 State Median Family Income	2012-2016 Core Based Statistical Area (CBSA) Median Family Income	Metro/Non-Metro
New Jersey	34031181702						
New Jersey	34031181800						
New Jersey	34031181900						
New Jersey	34031182000						
New Jersey	34031182100						
New Jersey	34031182200						
New Jersey	34031182301						
New Jersey	34031182302						
New Jersey	34031182400						
New Jersey	34031182500						
New Jersey	34031182600						
New Jersey	34031182700						
New Jersey	34031182800						
New Jersey	34031182900						
New Jersey	34031183000						
New Jersey	34031183101						
New Jersey	34031183102						
New Jersey	34031183200						
New Jersey	34031196401						
New Jersey	34031196402						
New Jersey	34031203600						
New Jersey	34031216701						
New Jersey	34031216702						
New Jersey	34031223801						
New Jersey	34031223802						
New Jersey	34031223900						
New Jersey	34031236601						
New Jersey	34031236602						
New Jersey	34031246001						
New Jersey	34031246002						
New Jersey	34031246003						
New Jersey	34031246101						
New Jersey	34031246102						
New Jersey	34031246103						
New Jersey	34031246104						
New Jersey	34031246201						
New Jersey	34031246202						
New Jersey	34031246203						
New Jersey	34031246300						
New Jersey	34031256801						
New Jersey	34031256802						
New Jersey	34031256803						
New Jersey	34031256804						
New Jersey	34031256805						
New Jersey	34031264101						
New Jersey	34031264102						
New Jersey	34031264200						
New Jersey	34033020100						

AMERICAN OVERSIGHT

State	2012-2016 ACS LIC Tract	Enter "YES" Below to Nominate LIC	2012-2016 Tract Poverty Rate	2012-2016 Tract Median Family Income	2012-2016 State Median Family Income	2012-2016 Core Based Statistical Area (CBSA) Median Family Income	Metro/Non-Metro
New Jersey	34033020200						
New Jersey	34033020300						
New Jersey	34033020400						
New Jersey	34033020500						
New Jersey	34033020600						
New Jersey	34033020700						
New Jersey	34033020800						
New Jersey	34033020900						
New Jersey	34033021000						
New Jersey	34033021101						
New Jersey	34033021102						
New Jersey	34033021201						
New Jersey	34033021202						
New Jersey	34033021300						
New Jersey	34033021400						
New Jersey	34033021500						
New Jersey	34033021600						
New Jersey	34033021700						
New Jersey	34033021900						
New Jersey	34033022000						
New Jersey	34033022100						
New Jersey	34033022201						
New Jersey	34033022202						
New Jersey	34033990000						
New Jersey	34035050100						
New Jersey	34035050200						
New Jersey	34035050300						
New Jersey	34035050400						
New Jersey	34035050500						
New Jersey	34035050600						
New Jersey	34035050701						
New Jersey	34035050703						
New Jersey	34035050704						
New Jersey	34035050801						
New Jersey	34035050802						
New Jersey	34035050901						
New Jersey	34035050902						
New Jersey	34035050903						
New Jersey	34035051000						
New Jersey	34035051100						
New Jersey	34035051200						
New Jersey	34035051300						
New Jersey	34035051400						
New Jersey	34035051500						
New Jersey	34035051600						
New Jersey	34035051700						
New Jersey	34035051800						
New Jersey	34035051900						

AMERICAN OVERSIGHT

State	2012-2016 ACS LIC Tract	Enter "YES" Below to Nominate LIC	2012-2016 Tract Poverty Rate	2012-2016 Tract Median Family Income	2012-2016 State Median Family Income	2012-2016 Core Based Statistical Area (CBSA) Median Family Income	Metro/Non-Metro
New Jersey	34035052001						
New Jersey	34035052002						
New Jersey	34035052100						
New Jersey	34035052201						
New Jersey	34035052203						
New Jersey	34035052204						
New Jersey	34035052300						
New Jersey	34035052400						
New Jersey	34035052601						
New Jersey	34035052603						
New Jersey	34035052700						
New Jersey	34035052800						
New Jersey	34035052901						
New Jersey	34035052903						
New Jersey	34035052904						
New Jersey	34035053000						
New Jersey	34035053102						
New Jersey	34035053103						
New Jersey	34035053105						
New Jersey	34035053200						
New Jersey	34035053300						
New Jersey	34035053402						
New Jersey	34035053403						
New Jersey	34035053404						
New Jersey	34035053501						
New Jersey	34035053602						
New Jersey	34035053603						
New Jersey	34035053604						
New Jersey	34035053703						
New Jersey	34035053704						
New Jersey	34035053705						
New Jersey	34035053706						
New Jersey	34035053707						
New Jersey	34035053801						
New Jersey	34035053803						
New Jersey	34035053804						
New Jersey	34035053805						
New Jersey	34035053901						
New Jersey	34035053904						
New Jersey	34035053905						
New Jersey	34035054100						
New Jersey	34035054201						
New Jersey	34035054202						
New Jersey	34035054300						
New Jersey	34037371000						
New Jersey	34037371100						
New Jersey	34037371200						
New Jersey	34037371300						

AMERICAN OVERSIGHT

State	2012-2016 ACS LIC Tract	Enter "YES" Below to Nominate LIC	2012-2016 Tract Poverty Rate	2012-2016 Tract Median Family Income	2012-2016 State Median Family Income	2012-2016 Core Based Statistical Area (CBSA) Median Family Income	Metro/Non-Metro
New Jersey	34037371400						
New Jersey	34037371502						
New Jersey	34037371503						
New Jersey	34037371600						
New Jersey	34037371700						
New Jersey	34037371800						
New Jersey	34037371900						
New Jersey	34037372000						
New Jersey	34037372100						
New Jersey	34037372200						
New Jersey	34037372300						
New Jersey	34037372400						
New Jersey	34037372500						
New Jersey	34037372600						
New Jersey	34037372700						
New Jersey	34037372800						
New Jersey	34037372900						
New Jersey	34037373000						
New Jersey	34037373100						
New Jersey	34037373200						
New Jersey	34037373300						
New Jersey	34037373400						
New Jersey	34037373500						
New Jersey	34037373600						
New Jersey	34037373700						
New Jersey	34037373800						
New Jersey	34037373900						
New Jersey	34037374000						
New Jersey	34037374100						
New Jersey	34037374200						
New Jersey	34037374300						
New Jersey	34037374400						
New Jersey	34037374500						
New Jersey	34037374600						
New Jersey	34037374700						
New Jersey	34037374800						
New Jersey	34037374900						
New Jersey	34039030200						
New Jersey	34039030400						
New Jersey	34039030500						
New Jersey	34039030600						
New Jersey	34039030701						
New Jersey	34039030702						
New Jersey	34039030802						
New Jersey	34039030900						
New Jersey	34039031000						
New Jersey	34039031100						
New Jersey	34039031200						

AMERICAN OVERSIGHT

State	2012-2016 ACS LIC Tract	Enter "YES" Below to Nominate LIC	2012-2016 Tract Poverty Rate	2012-2016 Tract Median Family Income	2012-2016 State Median Family Income	2012-2016 Core Based Statistical Area (CBSA) Median Family Income	Metro/Non-Metro
New Jersey	34039031300						
New Jersey	34039031400						
New Jersey	34039031500						
New Jersey	34039031601						
New Jersey	34039031602						
New Jersey	34039031700						
New Jersey	34039031801						
New Jersey	34039031802						
New Jersey	34039031903						
New Jersey	34039031904						
New Jersey	34039032001						
New Jersey	34039032002						
New Jersey	34039032100						
New Jersey	34039032200						
New Jersey	34039032300						
New Jersey	34039032400						
New Jersey	34039032500						
New Jersey	34039032600						
New Jersey	34039032700						
New Jersey	34039032800						
New Jersey	34039032901						
New Jersey	34039032902						
New Jersey	34039033000						
New Jersey	34039033100						
New Jersey	34039033200						
New Jersey	34039033300						
New Jersey	34039033400						
New Jersey	34039033500						
New Jersey	34039033600						
New Jersey	34039033700						
New Jersey	34039033800						
New Jersey	34039033900						
New Jersey	34039034000						
New Jersey	34039034100						
New Jersey	34039034200						
New Jersey	34039034300						
New Jersey	34039034400						
New Jersey	34039034500						
New Jersey	34039034600						
New Jersey	34039034700						
New Jersey	34039034800						
New Jersey	34039034900						
New Jersey	34039035000						
New Jersey	34039035100						
New Jersey	34039035200						
New Jersey	34039035300						
New Jersey	34039035400						
New Jersey	34039035500						

AMERICAN OVERSIGHT

State	2012-2016 ACS LIC Tract	Enter "YES" Below to Nominate LIC	2012-2016 Tract Poverty Rate	2012-2016 Tract Median Family Income	2012-2016 State Median Family Income	2012-2016 Core Based Statistical Area (CBSA) Median Family Income	Metro/Non-Metro
New Jersey	34039035600						
New Jersey	34039035700						
New Jersey	34039035800						
New Jersey	34039035900						
New Jersey	34039036000						
New Jersey	34039036100						
New Jersey	34039036200						
New Jersey	34039036301						
New Jersey	34039036302						
New Jersey	34039036400						
New Jersey	34039036500						
New Jersey	34039036600						
New Jersey	34039036700						
New Jersey	34039036800						
New Jersey	34039036900						
New Jersey	34039037000						
New Jersey	34039037100						
New Jersey	34039037200						
New Jersey	34039037300						
New Jersey	34039037400						
New Jersey	34039037500						
New Jersey	34039037601						
New Jersey	34039037602						
New Jersey	34039037700						
New Jersey	34039037800						
New Jersey	34039037900						
New Jersey	34039038000						
New Jersey	34039038101						
New Jersey	34039038102						
New Jersey	34039038201						
New Jersey	34039038202						
New Jersey	34039038300						
New Jersey	34039038400						
New Jersey	34039038500						
New Jersey	34039038601						
New Jersey	34039038602						
New Jersey	34039038700						
New Jersey	34039038800						
New Jersey	34039038900						
New Jersey	34039039000						
New Jersey	34039039100						
New Jersey	34039039200						
New Jersey	34039039300						
New Jersey	34039039400						
New Jersey	34039039500						
New Jersey	34039039600						
New Jersey	34039039700						
New Jersey	34039039800						

AMERICAN OVERSIGHT

State	2012-2016 ACS LIC Tract	Enter "YES" Below to Nominate LIC	2012-2016 Tract Poverty Rate	2012-2016 Tract Median Family Income	2012-2016 State Median Family Income	2012-2016 Core Based Statistical Area (CBSA) Median Family Income	Metro/Non-Metro
New Jersey	34039039900						
New Jersey	34041030600						
New Jersey	34041030700						
New Jersey	34041030800						
New Jersey	34041030900						
New Jersey	34041031101						
New Jersey	34041031102						
New Jersey	34041031200						
New Jersey	34041031301						
New Jersey	34041031302						
New Jersey	34041031401						
New Jersey	34041031402						
New Jersey	34041031500						
New Jersey	34041031601						
New Jersey	34041031602						
New Jersey	34041031700						
New Jersey	34041031800						
New Jersey	34041031900						
New Jersey	34041032000						
New Jersey	34041032101						
New Jersey	34041032102						
New Jersey	34041032200						
New Jersey	34041032300						
New Jersey	34041032400						
New Mexico	35001000107						
New Mexico	35001000108						
New Mexico	35001000109						
New Mexico	35001000110						
New Mexico	35001000111						
New Mexico	35001000112						
New Mexico	35001000113						
New Mexico	35001000114						
New Mexico	35001000115						
New Mexico	35001000116						
New Mexico	35001000117						
New Mexico	35001000118						
New Mexico	35001000119						
New Mexico	35001000120						
New Mexico	35001000121						
New Mexico	35001000122						
New Mexico	35001000123						
New Mexico	35001000124						
New Mexico	35001000125						
New Mexico	35001000126						
New Mexico	35001000127						
New Mexico	35001000128						
New Mexico	35001000129						
New Mexico	35001000203						

AMERICAN OVERSIGHT

State	2012-2016 ACS LIC Tract	Enter "YES" Below to Nominate LIC	2012-2016 Tract Poverty Rate	2012-2016 Tract Median Family Income	2012-2016 State Median Family Income	2012-2016 Core Based Statistical Area (CBSA) Median Family Income	Metro/Non-Metro
New Mexico	35001000204						
New Mexico	35001000205						
New Mexico	35001000206						
New Mexico	35001000207						
New Mexico	35001000208						
New Mexico	35001000300						
New Mexico	35001000401						
New Mexico	35001000402						
New Mexico	35001000501						
New Mexico	35001000502						
New Mexico	35001000601						
New Mexico	35001000603						
New Mexico	35001000604						
New Mexico	35001000704						
New Mexico	35001000707						
New Mexico	35001000708						
New Mexico	35001000710						
New Mexico	35001000711						
New Mexico	35001000712						
New Mexico	35001000713						
New Mexico	35001000714						
New Mexico	35001000801						
New Mexico	35001000901						
New Mexico	35001000903						
New Mexico	35001000904						
New Mexico	35001001101						
New Mexico	35001001102						
New Mexico	35001001200						
New Mexico	35001001300						
New Mexico	35001001400						
New Mexico	35001001500						
New Mexico	35001001600						
New Mexico	35001001700						
New Mexico	35001001800						
New Mexico	35001001900						
New Mexico	35001002000						
New Mexico	35001002100						
New Mexico	35001002200						
New Mexico	35001002300						
New Mexico	35001002401						
New Mexico	35001002402						
New Mexico	35001002500						
New Mexico	35001002600						
New Mexico	35001002700						
New Mexico	35001002900						
New Mexico	35001003001						
New Mexico	35001003002						
New Mexico	35001003100						

AMERICAN OVERSIGHT

State	2012-2016 ACS LIC Tract	Enter "YES" Below to Nominate LIC	2012-2016 Tract Poverty Rate	2012-2016 Tract Median Family Income	2012-2016 State Median Family Income	2012-2016 Core Based Statistical Area (CBSA) Median Family Income	Metro/Non-Metro
New Mexico	35001003201						
New Mexico	35001003202						
New Mexico	35001003400						
New Mexico	35001003501						
New Mexico	35001003502						
New Mexico	35001003600						
New Mexico	35001003707						
New Mexico	35001003712						
New Mexico	35001003714						
New Mexico	35001003715						
New Mexico	35001003717						
New Mexico	35001003718						
New Mexico	35001003719						
New Mexico	35001003721						
New Mexico	35001003722						
New Mexico	35001003723						
New Mexico	35001003724						
New Mexico	35001003725						
New Mexico	35001003726						
New Mexico	35001003728						
New Mexico	35001003729						
New Mexico	35001003730						
New Mexico	35001003731						
New Mexico	35001003732						
New Mexico	35001003733						
New Mexico	35001003735						
New Mexico	35001003736						
New Mexico	35001003737						
New Mexico	35001003738						
New Mexico	35001003803						
New Mexico	35001003804						
New Mexico	35001003805						
New Mexico	35001003806						
New Mexico	35001003807						
New Mexico	35001004001						
New Mexico	35001004300						
New Mexico	35001004401						
New Mexico	35001004402						
New Mexico	35001004501						
New Mexico	35001004502						
New Mexico	35001004602						
New Mexico	35001004603						
New Mexico	35001004604						
New Mexico	35001004712						
New Mexico	35001004713						
New Mexico	35001004715						
New Mexico	35001004716						
New Mexico	35001004717						

AMERICAN OVERSIGHT

State	2012-2016 ACS LIC Tract	Enter "YES" Below to Nominate LIC	2012-2016 Tract Poverty Rate	2012-2016 Tract Median Family Income	2012-2016 State Median Family Income	2012-2016 Core Based Statistical Area (CBSA) Median Family Income	Metro/Non-Metro
New Mexico	35001004720						
New Mexico	35001004722						
New Mexico	35001004723						
New Mexico	35001004724						
New Mexico	35001004725						
New Mexico	35001004726						
New Mexico	35001004727						
New Mexico	35001004728						
New Mexico	35001004729						
New Mexico	35001004733						
New Mexico	35001004734						
New Mexico	35001004735						
New Mexico	35001004736						
New Mexico	35001004737						
New Mexico	35001004738						
New Mexico	35001004739						
New Mexico	35001004740						
New Mexico	35001004741						
New Mexico	35001004742						
New Mexico	35001004743						
New Mexico	35001004744						
New Mexico	35001004745						
New Mexico	35001004746						
New Mexico	35001004747						
New Mexico	35001004748						
New Mexico	35001004749						
New Mexico	35001004750						
New Mexico	35001004751						
New Mexico	35001004752						
New Mexico	35001004753						
New Mexico	35001940500						
New Mexico	35001940600						
New Mexico	35001940700						
New Mexico	35003976400						
New Mexico	35005000201						
New Mexico	35005000202						
New Mexico	35005000300						
New Mexico	35005000400						
New Mexico	35005000500						
New Mexico	35005000600						
New Mexico	35005000700						
New Mexico	35005000800						
New Mexico	35005000900						
New Mexico	35005001001						
New Mexico	35005001002						
New Mexico	35005001101						
New Mexico	35005001102						
New Mexico	35005001200						

AMERICAN OVERSIGHT

State	2012-2016 ACS LIC Tract	Enter "YES" Below to Nominate LIC	2012-2016 Tract Poverty Rate	2012-2016 Tract Median Family Income	2012-2016 State Median Family Income	2012-2016 Core Based Statistical Area (CBSA) Median Family Income	Metro/Non-Metro
New Mexico	35005001300						
New Mexico	35005001400						
New Mexico	35006941500						
New Mexico	35006945800						
New Mexico	35006946100						
New Mexico	35006974201						
New Mexico	35006974202						
New Mexico	35006974400						
New Mexico	35006974700						
New Mexico	35007950500						
New Mexico	35007950600						
New Mexico	35007950700						
New Mexico	35009000100						
New Mexico	35009000201						
New Mexico	35009000202						
New Mexico	35009000301						
New Mexico	35009000303						
New Mexico	35009000304						
New Mexico	35009000400						
New Mexico	35009000500						
New Mexico	35009000601						
New Mexico	35009000602						
New Mexico	35009000603						
New Mexico	35009000900						
New Mexico	35011960100						
New Mexico	35013000102						
New Mexico	35013000103						
New Mexico	35013000104						
New Mexico	35013000201						
New Mexico	35013000202						
New Mexico	35013000300						
New Mexico	35013000401						
New Mexico	35013000402						
New Mexico	35013000500						
New Mexico	35013000600						
New Mexico	35013000700						
New Mexico	35013000800						
New Mexico	35013000900						
New Mexico	35013001000						
New Mexico	35013001102						
New Mexico	35013001103						
New Mexico	35013001104						
New Mexico	35013001201						
New Mexico	35013001203						
New Mexico	35013001204						
New Mexico	35013001205						
New Mexico	35013001303						
New Mexico	35013001304						

AMERICAN OVERSIGHT

State	2012-2016 ACS LIC Tract	Enter "YES" Below to Nominate LIC	2012-2016 Tract Poverty Rate	2012-2016 Tract Median Family Income	2012-2016 State Median Family Income	2012-2016 Core Based Statistical Area (CBSA) Median Family Income	Metro/Non-Metro
New Mexico	35013001305						
New Mexico	35013001306						
New Mexico	35013001307						
New Mexico	35013001400						
New Mexico	35013001500						
New Mexico	35013001600						
New Mexico	35013001701						
New Mexico	35013001702						
New Mexico	35013001703						
New Mexico	35013001705						
New Mexico	35013001706						
New Mexico	35013001707						
New Mexico	35013001801						
New Mexico	35013001802						
New Mexico	35013001804						
New Mexico	35013001805						
New Mexico	35013001806						
New Mexico	35013001900						
New Mexico	35015000100						
New Mexico	35015000200						
New Mexico	35015000300						
New Mexico	35015000401						
New Mexico	35015000402						
New Mexico	35015000500						
New Mexico	35015000600						
New Mexico	35015000700						
New Mexico	35015000800						
New Mexico	35015000900						
New Mexico	35015001000						
New Mexico	35015001100						
New Mexico	35017964100						
New Mexico	35017964200						
New Mexico	35017964300						
New Mexico	35017964400						
New Mexico	35017964500						
New Mexico	35017964600						
New Mexico	35017964700						
New Mexico	35017964800						
New Mexico	35019961600						
New Mexico	35021000100						
New Mexico	35023970000						
New Mexico	35023970200						
New Mexico	35025000100						
New Mexico	35025000200						
New Mexico	35025000300						
New Mexico	35025000400						
New Mexico	35025000502						
New Mexico	35025000503						

AMERICAN OVERSIGHT

State	2012-2016 ACS LIC Tract	Enter "YES" Below to Nominate LIC	2012-2016 Tract Poverty Rate	2012-2016 Tract Median Family Income	2012-2016 State Median Family Income	2012-2016 Core Based Statistical Area (CBSA) Median Family Income	Metro/Non-Metro
New Mexico	35025000504						
New Mexico	35025000600						
New Mexico	35025000701						
New Mexico	35025000702						
New Mexico	35025000703						
New Mexico	35025000704						
New Mexico	35025000800						
New Mexico	35025000900						
New Mexico	35025001003						
New Mexico	35025001004						
New Mexico	35025001005						
New Mexico	35025001100						
New Mexico	35027960200						
New Mexico	35027960300						
New Mexico	35027960400						
New Mexico	35027960600						
New Mexico	35027960800						
New Mexico	35028000100						
New Mexico	35028000200						
New Mexico	35028000400						
New Mexico	35028000500						
New Mexico	35029000100						
New Mexico	35029000200						
New Mexico	35029000300						
New Mexico	35029000400						
New Mexico	35029000500						
New Mexico	35029000600						
New Mexico	35031940300						
New Mexico	35031940500						
New Mexico	35031943500						
New Mexico	35031943600						
New Mexico	35031943700						
New Mexico	35031943800						
New Mexico	35031943901						
New Mexico	35031943902						
New Mexico	35031944000						
New Mexico	35031945200						
New Mexico	35031945300						
New Mexico	35031945400						
New Mexico	35031945500						
New Mexico	35031945600						
New Mexico	35031945700						
New Mexico	35031946000						
New Mexico	35031973100						
New Mexico	35033955200						
New Mexico	35035000100						
New Mexico	35035000200						
New Mexico	35035000303						

AMERICAN OVERSIGHT

State	2012-2016 ACS LIC Tract	Enter "YES" Below to Nominate LIC	2012-2016 Tract Poverty Rate	2012-2016 Tract Median Family Income	2012-2016 State Median Family Income	2012-2016 Core Based Statistical Area (CBSA) Median Family Income	Metro/Non-Metro
New Mexico	35035000304						
New Mexico	35035000305						
New Mexico	35035000306						
New Mexico	35035000401						
New Mexico	35035000402						
New Mexico	35035000500						
New Mexico	35035000601						
New Mexico	35035000602						
New Mexico	35035000603						
New Mexico	35035000700						
New Mexico	35035000901						
New Mexico	35035000902						
New Mexico	35035940000						
New Mexico	35037958601						
New Mexico	35037958602						
New Mexico	35037958900						
New Mexico	35039000100						
New Mexico	35039000200						
New Mexico	35039000300						
New Mexico	35039000400						
New Mexico	35039000500						
New Mexico	35039940700						
New Mexico	35039940800						
New Mexico	35039941000						
New Mexico	35039944100						
New Mexico	35041000100						
New Mexico	35041000200						
New Mexico	35041000300						
New Mexico	35041000401						
New Mexico	35041000402						
New Mexico	35043010503						
New Mexico	35043010601						
New Mexico	35043010602						
New Mexico	35043010702						
New Mexico	35043010703						
New Mexico	35043010705						
New Mexico	35043010712						
New Mexico	35043010713						
New Mexico	35043010714						
New Mexico	35043010715						
New Mexico	35043010716						
New Mexico	35043010717						
New Mexico	35043010718						
New Mexico	35043010719						
New Mexico	35043010720						
New Mexico	35043010721						
New Mexico	35043010722						
New Mexico	35043010723						

AMERICAN OVERSIGHT

State	2012-2016 ACS LIC Tract	Enter "YES" Below to Nominate LIC	2012-2016 Tract Poverty Rate	2012-2016 Tract Median Family Income	2012-2016 State Median Family Income	2012-2016 Core Based Statistical Area (CBSA) Median Family Income	Metro/Non-Metro
New Mexico	35043010900						
New Mexico	35043011000						
New Mexico	35043011100						
New Mexico	35043011200						
New Mexico	35043940200						
New Mexico	35043940300						
New Mexico	35043940500						
New Mexico	35043940600						
New Mexico	35043940700						
New Mexico	35043940900						
New Mexico	35045000100						
New Mexico	35045000201						
New Mexico	35045000202						
New Mexico	35045000204						
New Mexico	35045000205						
New Mexico	35045000301						
New Mexico	35045000302						
New Mexico	35045000401						
New Mexico	35045000402						
New Mexico	35045000503						
New Mexico	35045000504						
New Mexico	35045000505						
New Mexico	35045000607						
New Mexico	35045000608						
New Mexico	35045000609						
New Mexico	35045000610						
New Mexico	35045000611						
New Mexico	35045000612						
New Mexico	35045000613						
New Mexico	35045000702						
New Mexico	35045000705						
New Mexico	35045000706						
New Mexico	35045000707						
New Mexico	35045000708						
New Mexico	35045000900						
New Mexico	35045942801						
New Mexico	35045942802						
New Mexico	35045942803						
New Mexico	35045942900						
New Mexico	35045943000						
New Mexico	35045943100						
New Mexico	35045943201						
New Mexico	35045943300						
New Mexico	35047957200						
New Mexico	35047957300						
New Mexico	35047957400						
New Mexico	35047957500						
New Mexico	35047957600						

AMERICAN OVERSIGHT

State	2012-2016 ACS LIC Tract	Enter "YES" Below to Nominate LIC	2012-2016 Tract Poverty Rate	2012-2016 Tract Median Family Income	2012-2016 State Median Family Income	2012-2016 Core Based Statistical Area (CBSA) Median Family Income	Metro/Non-Metro
New Mexico	35047957700						
New Mexico	35047957800						
New Mexico	35049000101						
New Mexico	35049000200						
New Mexico	35049000300						
New Mexico	35049000400						
New Mexico	35049000500						
New Mexico	35049000600						
New Mexico	35049000700						
New Mexico	35049000800						
New Mexico	35049000900						
New Mexico	35049001001						
New Mexico	35049001002						
New Mexico	35049001102						
New Mexico	35049001103						
New Mexico	35049001105						
New Mexico	35049001106						
New Mexico	35049001107						
New Mexico	35049001202						
New Mexico	35049001203						
New Mexico	35049001204						
New Mexico	35049001205						
New Mexico	35049001301						
New Mexico	35049001302						
New Mexico	35049001303						
New Mexico	35049001304						
New Mexico	35049010102						
New Mexico	35049010203						
New Mexico	35049010204						
New Mexico	35049010304						
New Mexico	35049010308						
New Mexico	35049010309						
New Mexico	35049010310						
New Mexico	35049010311						
New Mexico	35049010312						
New Mexico	35049010314						
New Mexico	35049010315						
New Mexico	35049010316						
New Mexico	35049010400						
New Mexico	35049010500						
New Mexico	35049010601						
New Mexico	35049010602						
New Mexico	35049010603						
New Mexico	35049010700						
New Mexico	35049010800						
New Mexico	35049010900						
New Mexico	35049940300						
New Mexico	35049940400						

AMERICAN OVERSIGHT

State	2012-2016 ACS LIC Tract	Enter "YES" Below to Nominate LIC	2012-2016 Tract Poverty Rate	2012-2016 Tract Median Family Income	2012-2016 State Median Family Income	2012-2016 Core Based Statistical Area (CBSA) Median Family Income	Metro/Non-Metro
New Mexico	35049940500						
New Mexico	35049940600						
New Mexico	35049940900						
New Mexico	35049980000						
New Mexico	35051962200						
New Mexico	35051962300						
New Mexico	35051962401						
New Mexico	35051962402						
New Mexico	35053940000						
New Mexico	35053978100						
New Mexico	35053978200						
New Mexico	35053978301						
New Mexico	35053978302						
New Mexico	35053978303						
New Mexico	35055940000						
New Mexico	35055940100						
New Mexico	35055952100						
New Mexico	35055952300						
New Mexico	35055952600						
New Mexico	35055952700						
New Mexico	35057963201						
New Mexico	35057963202						
New Mexico	35057963600						
New Mexico	35057963700						
New Mexico	35059950200						
New Mexico	35061940300						
New Mexico	35061970101						
New Mexico	35061970102						
New Mexico	35061970200						
New Mexico	35061970301						
New Mexico	35061970302						
New Mexico	35061970303						
New Mexico	35061970401						
New Mexico	35061970404						
New Mexico	35061970405						
New Mexico	35061970700						
New Mexico	35061970800						
New Mexico	35061970901						
New Mexico	35061970902						
New Mexico	35061971000						
New Mexico	35061971100						
New Mexico	35061971300						
New Mexico	35061971400						
New York	36001000100						
New York	36001000200						
New York	36001000300						
New York	36001000401						
New York	36001000403						

AMERICAN OVERSIGHT

State	2012-2016 ACS LIC Tract	Enter "YES" Below to Nominate LIC	2012-2016 Tract Poverty Rate	2012-2016 Tract Median Family Income	2012-2016 State Median Family Income	2012-2016 Core Based Statistical Area (CBSA) Median Family Income	Metro/Non-Metro
New York	36001000404						
New York	36001000501						
New York	36001000502						
New York	36001000600						
New York	36001000700						
New York	36001000800						
New York	36001001100						
New York	36001001400						
New York	36001001500						
New York	36001001600						
New York	36001001700						
New York	36001001801						
New York	36001001802						
New York	36001001901						
New York	36001001902						
New York	36001002000						
New York	36001002100						
New York	36001002200						
New York	36001002300						
New York	36001002500						
New York	36001002600						
New York	36001012700						
New York	36001012800						
New York	36001012900						
New York	36001013000						
New York	36001013100						
New York	36001013200						
New York	36001013300						
New York	36001013400						
New York	36001013503						
New York	36001013505						
New York	36001013506						
New York	36001013507						
New York	36001013508						
New York	36001013601						
New York	36001013602						
New York	36001013703						
New York	36001013705						
New York	36001013706						
New York	36001013707						
New York	36001013801						
New York	36001013802						
New York	36001013901						
New York	36001013902						
New York	36001014001						
New York	36001014002						
New York	36001014100						
New York	36001014201						

AMERICAN OVERSIGHT

State	2012-2016 ACS LIC Tract	Enter "YES" Below to Nominate LIC	2012-2016 Tract Poverty Rate	2012-2016 Tract Median Family Income	2012-2016 State Median Family Income	2012-2016 Core Based Statistical Area (CBSA) Median Family Income	Metro/Non-Metro
New York	36001014202						
New York	36001014203						
New York	36001014301						
New York	36001014302						
New York	36001014401						
New York	36001014402						
New York	36001014501						
New York	36001014502						
New York	36001014503						
New York	36001014606						
New York	36001014607						
New York	36001014608						
New York	36001014609						
New York	36001014611						
New York	36001014612						
New York	36001014613						
New York	36001014614						
New York	36001014615						
New York	36001014700						
New York	36001014801						
New York	36001014802						
New York	36001014803						
New York	36003940200						
New York	36003950100						
New York	36003950300						
New York	36003950400						
New York	36003950500						
New York	36003950600						
New York	36003950700						
New York	36003950800						
New York	36003950900						
New York	36003951000						
New York	36003951100						
New York	36003951200						
New York	36003951300						
New York	36005000100						
New York	36005000200						
New York	36005000400						
New York	36005001600						
New York	36005001900						
New York	36005002000						
New York	36005002300						
New York	36005002400						
New York	36005002500						
New York	36005002701						
New York	36005002702						
New York	36005002800						
New York	36005003100						

AMERICAN OVERSIGHT

State	2012-2016 ACS LIC Tract	Enter "YES" Below to Nominate LIC	2012-2016 Tract Poverty Rate	2012-2016 Tract Median Family Income	2012-2016 State Median Family Income	2012-2016 Core Based Statistical Area (CBSA) Median Family Income	Metro/Non-Metro
New York	36005003300						
New York	36005003500						
New York	36005003700						
New York	36005003800						
New York	36005003900						
New York	36005004001						
New York	36005004100						
New York	36005004200						
New York	36005004300						
New York	36005004400						
New York	36005004600						
New York	36005004800						
New York	36005005001						
New York	36005005002						
New York	36005005100						
New York	36005005200						
New York	36005005300						
New York	36005005400						
New York	36005005600						
New York	36005005902						
New York	36005006000						
New York	36005006100						
New York	36005006200						
New York	36005006300						
New York	36005006400						
New York	36005006500						
New York	36005006700						
New York	36005006800						
New York	36005006900						
New York	36005007000						
New York	36005007100						
New York	36005007200						
New York	36005007300						
New York	36005007400						
New York	36005007500						
New York	36005007600						
New York	36005007700						
New York	36005007800						
New York	36005007900						
New York	36005008300						
New York	36005008400						
New York	36005008500						
New York	36005008600						
New York	36005008700						
New York	36005008900						
New York	36005009000						
New York	36005009200						
New York	36005009300						

AMERICAN OVERSIGHT

State	2012-2016 ACS LIC Tract	Enter "YES" Below to Nominate LIC	2012-2016 Tract Poverty Rate	2012-2016 Tract Median Family Income	2012-2016 State Median Family Income	2012-2016 Core Based Statistical Area (CBSA) Median Family Income	Metro/Non-Metro
New York	36005009600						
New York	36005009800						
New York	36005011000						
New York	36005011502						
New York	36005011700						
New York	36005011800						
New York	36005011900						
New York	36005012101						
New York	36005012102						
New York	36005012300						
New York	36005012500						
New York	36005012701						
New York	36005012901						
New York	36005013000						
New York	36005013100						
New York	36005013200						
New York	36005013300						
New York	36005013500						
New York	36005013800						
New York	36005014100						
New York	36005014300						
New York	36005014400						
New York	36005014500						
New York	36005014701						
New York	36005014702						
New York	36005014900						
New York	36005015100						
New York	36005015200						
New York	36005015300						
New York	36005015500						
New York	36005015700						
New York	36005015800						
New York	36005015900						
New York	36005016000						
New York	36005016100						
New York	36005016200						
New York	36005016300						
New York	36005016400						
New York	36005016500						
New York	36005016600						
New York	36005016700						
New York	36005016900						
New York	36005017100						
New York	36005017300						
New York	36005017500						
New York	36005017701						
New York	36005017702						
New York	36005017901						

AMERICAN OVERSIGHT

State	2012-2016 ACS LIC Tract	Enter "YES" Below to Nominate LIC	2012-2016 Tract Poverty Rate	2012-2016 Tract Median Family Income	2012-2016 State Median Family Income	2012-2016 Core Based Statistical Area (CBSA) Median Family Income	Metro/Non-Metro
New York	36005017902						
New York	36005018101						
New York	36005018102						
New York	36005018301						
New York	36005018302						
New York	36005018400						
New York	36005018500						
New York	36005018900						
New York	36005019300						
New York	36005019400						
New York	36005019500						
New York	36005019700						
New York	36005019900						
New York	36005020000						
New York	36005020100						
New York	36005020200						
New York	36005020400						
New York	36005020501						
New York	36005020502						
New York	36005020601						
New York	36005020900						
New York	36005021001						
New York	36005021002						
New York	36005021100						
New York	36005021200						
New York	36005021301						
New York	36005021302						
New York	36005021501						
New York	36005021502						
New York	36005021601						
New York	36005021602						
New York	36005021700						
New York	36005021800						
New York	36005021900						
New York	36005022000						
New York	36005022101						
New York	36005022102						
New York	36005022200						
New York	36005022300						
New York	36005022401						
New York	36005022403						
New York	36005022404						
New York	36005022500						
New York	36005022701						
New York	36005022702						
New York	36005022703						
New York	36005022800						
New York	36005022901						

AMERICAN OVERSIGHT

State	2012-2016 ACS LIC Tract	Enter "YES" Below to Nominate LIC	2012-2016 Tract Poverty Rate	2012-2016 Tract Median Family Income	2012-2016 State Median Family Income	2012-2016 Core Based Statistical Area (CBSA) Median Family Income	Metro/Non-Metro
New York	36005022902						
New York	36005023000						
New York	36005023100						
New York	36005023200						
New York	36005023301						
New York	36005023302						
New York	36005023501						
New York	36005023502						
New York	36005023600						
New York	36005023702						
New York	36005023703						
New York	36005023704						
New York	36005023800						
New York	36005023900						
New York	36005024000						
New York	36005024100						
New York	36005024300						
New York	36005024400						
New York	36005024501						
New York	36005024502						
New York	36005024600						
New York	36005024700						
New York	36005024800						
New York	36005024900						
New York	36005025000						
New York	36005025100						
New York	36005025200						
New York	36005025300						
New York	36005025400						
New York	36005025500						
New York	36005025600						
New York	36005025700						
New York	36005026100						
New York	36005026300						
New York	36005026400						
New York	36005026500						
New York	36005026601						
New York	36005026602						
New York	36005026701						
New York	36005026702						
New York	36005026900						
New York	36005027300						
New York	36005027401						
New York	36005027402						
New York	36005027600						
New York	36005027700						
New York	36005027900						
New York	36005028100						

AMERICAN OVERSIGHT

State	2012-2016 ACS LIC Tract	Enter "YES" Below to Nominate LIC	2012-2016 Tract Poverty Rate	2012-2016 Tract Median Family Income	2012-2016 State Median Family Income	2012-2016 Core Based Statistical Area (CBSA) Median Family Income	Metro/Non-Metro
New York	36005028300						
New York	36005028400						
New York	36005028500						
New York	36005028600						
New York	36005028700						
New York	36005028800						
New York	36005028900						
New York	36005029301						
New York	36005029302						
New York	36005029500						
New York	36005029600						
New York	36005029700						
New York	36005030000						
New York	36005030100						
New York	36005030200						
New York	36005030701						
New York	36005030900						
New York	36005031000						
New York	36005031200						
New York	36005031400						
New York	36005031600						
New York	36005031800						
New York	36005031900						
New York	36005032300						
New York	36005032400						
New York	36005032600						
New York	36005032800						
New York	36005033000						
New York	36005033201						
New York	36005033202						
New York	36005033400						
New York	36005033500						
New York	36005033600						
New York	36005033700						
New York	36005033800						
New York	36005034000						
New York	36005034200						
New York	36005034300						
New York	36005034400						
New York	36005034500						
New York	36005034800						
New York	36005035000						
New York	36005035100						
New York	36005035600						
New York	36005035800						
New York	36005035900						
New York	36005036000						
New York	36005036100						

AMERICAN OVERSIGHT

State	2012-2016 ACS LIC Tract	Enter "YES" Below to Nominate LIC	2012-2016 Tract Poverty Rate	2012-2016 Tract Median Family Income	2012-2016 State Median Family Income	2012-2016 Core Based Statistical Area (CBSA) Median Family Income	Metro/Non-Metro
New York	36005036300						
New York	36005036400						
New York	36005036501						
New York	36005036502						
New York	36005036700						
New York	36005036800						
New York	36005036901						
New York	36005036902						
New York	36005037000						
New York	36005037100						
New York	36005037200						
New York	36005037300						
New York	36005037400						
New York	36005037504						
New York	36005037600						
New York	36005037800						
New York	36005037900						
New York	36005038000						
New York	36005038100						
New York	36005038200						
New York	36005038301						
New York	36005038302						
New York	36005038500						
New York	36005038600						
New York	36005038700						
New York	36005038800						
New York	36005038900						
New York	36005039000						
New York	36005039100						
New York	36005039200						
New York	36005039300						
New York	36005039400						
New York	36005039500						
New York	36005039600						
New York	36005039700						
New York	36005039800						
New York	36005039901						
New York	36005039902						
New York	36005040100						
New York	36005040302						
New York	36005040303						
New York	36005040304						
New York	36005040400						
New York	36005040501						
New York	36005040502						
New York	36005040600						
New York	36005040701						
New York	36005040702						

AMERICAN OVERSIGHT

State	2012-2016 ACS LIC Tract	Enter "YES" Below to Nominate LIC	2012-2016 Tract Poverty Rate	2012-2016 Tract Median Family Income	2012-2016 State Median Family Income	2012-2016 Core Based Statistical Area (CBSA) Median Family Income	Metro/Non-Metro
New York	36005040800						
New York	36005040900						
New York	36005041100						
New York	36005041300						
New York	36005041400						
New York	36005041500						
New York	36005041800						
New York	36005041900						
New York	36005042000						
New York	36005042100						
New York	36005042200						
New York	36005042300						
New York	36005042400						
New York	36005042500						
New York	36005042600						
New York	36005042800						
New York	36005042901						
New York	36005042902						
New York	36005043000						
New York	36005043100						
New York	36005043400						
New York	36005043500						
New York	36005043600						
New York	36005044200						
New York	36005044400						
New York	36005044800						
New York	36005044901						
New York	36005044902						
New York	36005045101						
New York	36005045102						
New York	36005045600						
New York	36005045800						
New York	36005046000						
New York	36005046201						
New York	36005046202						
New York	36005048400						
New York	36005050400						
New York	36005051600						
New York	36007000100						
New York	36007000200						
New York	36007000300						
New York	36007000400						
New York	36007000500						
New York	36007000600						
New York	36007000700						
New York	36007000900						
New York	36007001100						
New York	36007001200						

AMERICAN OVERSIGHT

State	2012-2016 ACS LIC Tract	Enter "YES" Below to Nominate LIC	2012-2016 Tract Poverty Rate	2012-2016 Tract Median Family Income	2012-2016 State Median Family Income	2012-2016 Core Based Statistical Area (CBSA) Median Family Income	Metro/Non-Metro
New York	36007001300						
New York	36007001400						
New York	36007001500						
New York	36007001600						
New York	36007001700						
New York	36007001800						
New York	36007010200						
New York	36007011901						
New York	36007011902						
New York	36007011903						
New York	36007012000						
New York	36007012101						
New York	36007012102						
New York	36007012103						
New York	36007012201						
New York	36007012202						
New York	36007012300						
New York	36007012400						
New York	36007012500						
New York	36007012600						
New York	36007012701						
New York	36007012702						
New York	36007012800						
New York	36007012900						
New York	36007013000						
New York	36007013100						
New York	36007013201						
New York	36007013202						
New York	36007013301						
New York	36007013303						
New York	36007013304						
New York	36007013400						
New York	36007013500						
New York	36007013600						
New York	36007013700						
New York	36007013800						
New York	36007013900						
New York	36007014000						
New York	36007014100						
New York	36007014200						
New York	36007014301						
New York	36007014302						
New York	36007014400						
New York	36007014500						
New York	36007014600						
New York	36009940000						
New York	36009940200						
New York	36009940300						

AMERICAN OVERSIGHT

State	2012-2016 ACS LIC Tract	Enter "YES" Below to Nominate LIC	2012-2016 Tract Poverty Rate	2012-2016 Tract Median Family Income	2012-2016 State Median Family Income	2012-2016 Core Based Statistical Area (CBSA) Median Family Income	Metro/Non-Metro
New York	36009960100						
New York	36009960200						
New York	36009960300						
New York	36009960400						
New York	36009960500						
New York	36009960600						
New York	36009960702						
New York	36009960800						
New York	36009961000						
New York	36009961100						
New York	36009961200						
New York	36009961300						
New York	36009961400						
New York	36009961500						
New York	36009961600						
New York	36009961700						
New York	36009961800						
New York	36009962200						
New York	36011040100						
New York	36011040200						
New York	36011040300						
New York	36011040400						
New York	36011040500						
New York	36011040600						
New York	36011040700						
New York	36011040800						
New York	36011040900						
New York	36011041000						
New York	36011041100						
New York	36011041200						
New York	36011041300						
New York	36011041400						
New York	36011041500						
New York	36011041600						
New York	36011041700						
New York	36011041800						
New York	36011042100						
New York	36011990200						
New York	36013030100						
New York	36013030200						
New York	36013030300						
New York	36013030400						
New York	36013030500						
New York	36013030600						
New York	36013030700						
New York	36013030800						
New York	36013035100						
New York	36013035300						

AMERICAN OVERSIGHT

State	2012-2016 ACS LIC Tract	Enter "YES" Below to Nominate LIC	2012-2016 Tract Poverty Rate	2012-2016 Tract Median Family Income	2012-2016 State Median Family Income	2012-2016 Core Based Statistical Area (CBSA) Median Family Income	Metro/Non-Metro
New York	36013035400						
New York	36013035500						
New York	36013035600						
New York	36013035700						
New York	36013035800						
New York	36013035901						
New York	36013035902						
New York	36013036000						
New York	36013036100						
New York	36013036300						
New York	36013036401						
New York	36013036402						
New York	36013036500						
New York	36013036600						
New York	36013036700						
New York	36013036800						
New York	36013036901						
New York	36013036902						
New York	36013037000						
New York	36013037100						
New York	36013037200						
New York	36013037300						
New York	36013037400						
New York	36013037500						
New York	36013037600						
New York	36013990000						
New York	36015000100						
New York	36015000200						
New York	36015000300						
New York	36015000400						
New York	36015000500						
New York	36015000600						
New York	36015000700						
New York	36015000900						
New York	36015001000						
New York	36015001100						
New York	36015010100						
New York	36015010200						
New York	36015010300						
New York	36015010400						
New York	36015010500						
New York	36015010600						
New York	36015010700						
New York	36015010800						
New York	36015010900						
New York	36015011000						
New York	36015011100						
New York	36015011200						

AMERICAN OVERSIGHT

State	2012-2016 ACS LIC Tract	Enter "YES" Below to Nominate LIC	2012-2016 Tract Poverty Rate	2012-2016 Tract Median Family Income	2012-2016 State Median Family Income	2012-2016 Core Based Statistical Area (CBSA) Median Family Income	Metro/Non-Metro
New York	36017970100						
New York	36017970200						
New York	36017970300						
New York	36017970400						
New York	36017970500						
New York	36017970601						
New York	36017970602						
New York	36017970700						
New York	36017970801						
New York	36017970802						
New York	36017970900						
New York	36017971000						
New York	36019100100						
New York	36019100200						
New York	36019100300						
New York	36019100400						
New York	36019100600						
New York	36019100700						
New York	36019100800						
New York	36019100900						
New York	36019101000						
New York	36019101100						
New York	36019101300						
New York	36019101400						
New York	36019101600						
New York	36019101700						
New York	36019101800						
New York	36019101900						
New York	36019102000						
New York	36019102100						
New York	36019102200						
New York	36021000100						
New York	36021000200						
New York	36021000300						
New York	36021000401						
New York	36021000402						
New York	36021000500						
New York	36021000600						
New York	36021000700						
New York	36021000800						
New York	36021000900						
New York	36021001000						
New York	36021001100						
New York	36021001200						
New York	36021001300						
New York	36021001400						
New York	36021001500						
New York	36021001600						

AMERICAN OVERSIGHT

State	2012-2016 ACS LIC Tract	Enter "YES" Below to Nominate LIC	2012-2016 Tract Poverty Rate	2012-2016 Tract Median Family Income	2012-2016 State Median Family Income	2012-2016 Core Based Statistical Area (CBSA) Median Family Income	Metro/Non-Metro
New York	36021001700						
New York	36021001800						
New York	36021001900						
New York	36021002000						
New York	36023970100						
New York	36023970200						
New York	36023970300						
New York	36023970400						
New York	36023970500						
New York	36023970600						
New York	36023970700						
New York	36023970800						
New York	36023970900						
New York	36023971000						
New York	36023971100						
New York	36023971200						
New York	36025970100						
New York	36025970200						
New York	36025970300						
New York	36025970400						
New York	36025970500						
New York	36025970600						
New York	36025970700						
New York	36025970800						
New York	36025970900						
New York	36025971000						
New York	36025971100						
New York	36025971200						
New York	36025971300						
New York	36025971400						
New York	36027010000						
New York	36027020003						
New York	36027020004						
New York	36027020005						
New York	36027030000						
New York	36027040001						
New York	36027040003						
New York	36027050102						
New York	36027050103						
New York	36027050104						
New York	36027050203						
New York	36027050204						
New York	36027050205						
New York	36027060100						
New York	36027060201						
New York	36027060202						
New York	36027060301						
New York	36027060302						

AMERICAN OVERSIGHT

State	2012-2016 ACS LIC Tract	Enter "YES" Below to Nominate LIC	2012-2016 Tract Poverty Rate	2012-2016 Tract Median Family Income	2012-2016 State Median Family Income	2012-2016 Core Based Statistical Area (CBSA) Median Family Income	Metro/Non-Metro
New York	36027060400						
New York	36027070101						
New York	36027070102						
New York	36027070201						
New York	36027070301						
New York	36027070401						
New York	36027080103						
New York	36027080104						
New York	36027080201						
New York	36027080202						
New York	36027090000						
New York	36027100000						
New York	36027110003						
New York	36027110004						
New York	36027110005						
New York	36027120000						
New York	36027130003						
New York	36027130004						
New York	36027130005						
New York	36027140101						
New York	36027140200						
New York	36027140300						
New York	36027140400						
New York	36027140500						
New York	36027140602						
New York	36027140700						
New York	36027140801						
New York	36027150003						
New York	36027150004						
New York	36027150005						
New York	36027150006						
New York	36027160003						
New York	36027160004						
New York	36027160005						
New York	36027170000						
New York	36027180001						
New York	36027190101						
New York	36027190102						
New York	36027190203						
New York	36027190204						
New York	36027190301						
New York	36027190401						
New York	36027190402						
New York	36027200001						
New York	36027200002						
New York	36027210101						
New York	36027210201						
New York	36027210301						

AMERICAN OVERSIGHT

State	2012-2016 ACS LIC Tract	Enter "YES" Below to Nominate LIC	2012-2016 Tract Poverty Rate	2012-2016 Tract Median Family Income	2012-2016 State Median Family Income	2012-2016 Core Based Statistical Area (CBSA) Median Family Income	Metro/Non-Metro
New York	36027220100						
New York	36027220201						
New York	36027220300						
New York	36027220700						
New York	36027220801						
New York	36027220901						
New York	36027221001						
New York	36027221100						
New York	36027300000						
New York	36027410000						
New York	36027610000						
New York	36027640001						
New York	36027640002						
New York	36029000110						
New York	36029000200						
New York	36029000500						
New York	36029000600						
New York	36029000700						
New York	36029000800						
New York	36029000900						
New York	36029001000						
New York	36029001100						
New York	36029001402						
New York	36029001500						
New York	36029001600						
New York	36029001700						
New York	36029001900						
New York	36029002300						
New York	36029002400						
New York	36029002502						
New York	36029002702						
New York	36029002800						
New York	36029002900						
New York	36029003000						
New York	36029003100						
New York	36029003301						
New York	36029003302						
New York	36029003400						
New York	36029003500						
New York	36029003600						
New York	36029003700						
New York	36029003800						
New York	36029003901						
New York	36029004001						
New York	36029004100						
New York	36029004200						
New York	36029004300						
New York	36029004401						

AMERICAN OVERSIGHT

State	2012-2016 ACS LIC Tract	Enter "YES" Below to Nominate LIC	2012-2016 Tract Poverty Rate	2012-2016 Tract Median Family Income	2012-2016 State Median Family Income	2012-2016 Core Based Statistical Area (CBSA) Median Family Income	Metro/Non-Metro
New York	36029004402						
New York	36029004500						
New York	36029004601						
New York	36029004602						
New York	36029004700						
New York	36029004800						
New York	36029004900						
New York	36029005000						
New York	36029005100						
New York	36029005201						
New York	36029005202						
New York	36029005300						
New York	36029005400						
New York	36029005500						
New York	36029005600						
New York	36029005700						
New York	36029005801						
New York	36029005802						
New York	36029005900						
New York	36029006100						
New York	36029006201						
New York	36029006301						
New York	36029006302						
New York	36029006501						
New York	36029006601						
New York	36029006602						
New York	36029006701						
New York	36029006702						
New York	36029006800						
New York	36029006901						
New York	36029006902						
New York	36029007000						
New York	36029007101						
New York	36029007102						
New York	36029007202						
New York	36029007302						
New York	36029007303						
New York	36029007304						
New York	36029007600						
New York	36029007700						
New York	36029007800						
New York	36029007901						
New York	36029007902						
New York	36029007903						
New York	36029007904						
New York	36029007905						
New York	36029008001						
New York	36029008002						

AMERICAN OVERSIGHT

State	2012-2016 ACS LIC Tract	Enter "YES" Below to Nominate LIC	2012-2016 Tract Poverty Rate	2012-2016 Tract Median Family Income	2012-2016 State Median Family Income	2012-2016 Core Based Statistical Area (CBSA) Median Family Income	Metro/Non-Metro
New York	36029008003						
New York	36029008101						
New York	36029008102						
New York	36029008201						
New York	36029008202						
New York	36029008300						
New York	36029008400						
New York	36029008500						
New York	36029008600						
New York	36029008700						
New York	36029008800						
New York	36029008900						
New York	36029009004						
New York	36029009006						
New York	36029009007						
New York	36029009008						
New York	36029009009						
New York	36029009010						
New York	36029009104						
New York	36029009106						
New York	36029009107						
New York	36029009109						
New York	36029009110						
New York	36029009112						
New York	36029009113						
New York	36029009114						
New York	36029009115						
New York	36029009116						
New York	36029009200						
New York	36029009301						
New York	36029009302						
New York	36029009401						
New York	36029009402						
New York	36029009501						
New York	36029009502						
New York	36029009600						
New York	36029009701						
New York	36029009702						
New York	36029009800						
New York	36029009900						
New York	36029010001						
New York	36029010002						
New York	36029010003						
New York	36029010101						
New York	36029010102						
New York	36029010103						
New York	36029010201						
New York	36029010202						

AMERICAN OVERSIGHT

State	2012-2016 ACS LIC Tract	Enter "YES" Below to Nominate LIC	2012-2016 Tract Poverty Rate	2012-2016 Tract Median Family Income	2012-2016 State Median Family Income	2012-2016 Core Based Statistical Area (CBSA) Median Family Income	Metro/Non-Metro
New York	36029010300						
New York	36029010400						
New York	36029010500						
New York	36029010600						
New York	36029010700						
New York	36029010803						
New York	36029010804						
New York	36029010805						
New York	36029010807						
New York	36029010808						
New York	36029010809						
New York	36029010901						
New York	36029010902						
New York	36029011000						
New York	36029011100						
New York	36029011200						
New York	36029011300						
New York	36029011400						
New York	36029011500						
New York	36029011600						
New York	36029011700						
New York	36029011800						
New York	36029012001						
New York	36029012002						
New York	36029012003						
New York	36029012300						
New York	36029012400						
New York	36029012501						
New York	36029012502						
New York	36029012800						
New York	36029012901						
New York	36029012902						
New York	36029013001						
New York	36029013002						
New York	36029013101						
New York	36029013102						
New York	36029013201						
New York	36029013202						
New York	36029013300						
New York	36029013400						
New York	36029013501						
New York	36029013502						
New York	36029013600						
New York	36029013701						
New York	36029013702						
New York	36029013800						
New York	36029013900						
New York	36029014000						

AMERICAN OVERSIGHT

State	2012-2016 ACS LIC Tract	Enter "YES" Below to Nominate LIC	2012-2016 Tract Poverty Rate	2012-2016 Tract Median Family Income	2012-2016 State Median Family Income	2012-2016 Core Based Statistical Area (CBSA) Median Family Income	Metro/Non-Metro
New York	36029014101						
New York	36029014102						
New York	36029014204						
New York	36029014206						
New York	36029014207						
New York	36029014208						
New York	36029014209						
New York	36029014300						
New York	36029014400						
New York	36029014501						
New York	36029014502						
New York	36029014601						
New York	36029014603						
New York	36029014604						
New York	36029014701						
New York	36029014702						
New York	36029014801						
New York	36029014803						
New York	36029014901						
New York	36029014903						
New York	36029014904						
New York	36029015001						
New York	36029015002						
New York	36029015003						
New York	36029015101						
New York	36029015102						
New York	36029015201						
New York	36029015202						
New York	36029015301						
New York	36029015302						
New York	36029015401						
New York	36029015402						
New York	36029015501						
New York	36029015503						
New York	36029015504						
New York	36029015600						
New York	36029015700						
New York	36029015800						
New York	36029015900						
New York	36029016100						
New York	36029016200						
New York	36029016300						
New York	36029016400						
New York	36029016500						
New York	36029016600						
New York	36029016700						
New York	36029016800						
New York	36029016900						

AMERICAN OVERSIGHT

State	2012-2016 ACS LIC Tract	Enter "YES" Below to Nominate LIC	2012-2016 Tract Poverty Rate	2012-2016 Tract Median Family Income	2012-2016 State Median Family Income	2012-2016 Core Based Statistical Area (CBSA) Median Family Income	Metro/Non-Metro
New York	36029017000						
New York	36029017100						
New York	36029017200						
New York	36029017300						
New York	36029017400						
New York	36029017501						
New York	36029017502						
New York	36029940000						
New York	36029940100						
New York	36029990000						
New York	36031960100						
New York	36031960200						
New York	36031960300						
New York	36031960498						
New York	36031960598						
New York	36031960700						
New York	36031960800						
New York	36031960900						
New York	36031961000						
New York	36031961100						
New York	36031961200						
New York	36031961300						
New York	36031961400						
New York	36033940000						
New York	36033950100						
New York	36033950200						
New York	36033950300						
New York	36033950400						
New York	36033950501						
New York	36033950502						
New York	36033950600						
New York	36033950700						
New York	36033950800						
New York	36033950900						
New York	36033951000						
New York	36033951100						
New York	36033951200						
New York	36035970100						
New York	36035970200						
New York	36035970300						
New York	36035970400						
New York	36035970500						
New York	36035970600						
New York	36035970700						
New York	36035970800						
New York	36035970900						
New York	36035971000						
New York	36035971100						

AMERICAN OVERSIGHT

State	2012-2016 ACS LIC Tract	Enter "YES" Below to Nominate LIC	2012-2016 Tract Poverty Rate	2012-2016 Tract Median Family Income	2012-2016 State Median Family Income	2012-2016 Core Based Statistical Area (CBSA) Median Family Income	Metro/Non-Metro
New York	36035971200						
New York	36035971300						
New York	36035971400						
New York	36035971500						
New York	36037940100						
New York	36037950100						
New York	36037950200						
New York	36037950300						
New York	36037950400						
New York	36037950500						
New York	36037950600						
New York	36037950700						
New York	36037950800						
New York	36037950900						
New York	36037951000						
New York	36037951100						
New York	36037951200						
New York	36037951300						
New York	36037951400						
New York	36039080100						
New York	36039080201						
New York	36039080202						
New York	36039080300						
New York	36039080401						
New York	36039080402						
New York	36039080501						
New York	36039080502						
New York	36039080600						
New York	36039080700						
New York	36039080800						
New York	36039080900						
New York	36039081000						
New York	36039081101						
New York	36039081102						
New York	36041950100						
New York	36041950300						
New York	36041950400						
New York	36041950500						
New York	36043010100						
New York	36043010201						
New York	36043010202						
New York	36043010300						
New York	36043010400						
New York	36043010501						
New York	36043010502						
New York	36043010701						
New York	36043010702						
New York	36043010900						

AMERICAN OVERSIGHT

State	2012-2016 ACS LIC Tract	Enter "YES" Below to Nominate LIC	2012-2016 Tract Poverty Rate	2012-2016 Tract Median Family Income	2012-2016 State Median Family Income	2012-2016 Core Based Statistical Area (CBSA) Median Family Income	Metro/Non-Metro
New York	36043011001						
New York	36043011002						
New York	36043011100						
New York	36043011200						
New York	36043011301						
New York	36043011302						
New York	36043011400						
New York	36043011501						
New York	36043011502						
New York	36045060100						
New York	36045060200						
New York	36045060300						
New York	36045060400						
New York	36045060500						
New York	36045060600						
New York	36045060700						
New York	36045060803						
New York	36045060804						
New York	36045060900						
New York	36045061000						
New York	36045061100						
New York	36045061200						
New York	36045061300						
New York	36045061400						
New York	36045061500						
New York	36045061600						
New York	36045061700						
New York	36045061800						
New York	36045061900						
New York	36045062100						
New York	36045062200						
New York	36045062400						
New York	36045062500						
New York	36045980000						
New York	36045990001						
New York	36047000100						
New York	36047000200						
New York	36047000301						
New York	36047000501						
New York	36047000502						
New York	36047000700						
New York	36047000900						
New York	36047001100						
New York	36047001300						
New York	36047001500						
New York	36047001800						
New York	36047002000						
New York	36047002100						

AMERICAN OVERSIGHT

State	2012-2016 ACS LIC Tract	Enter "YES" Below to Nominate LIC	2012-2016 Tract Poverty Rate	2012-2016 Tract Median Family Income	2012-2016 State Median Family Income	2012-2016 Core Based Statistical Area (CBSA) Median Family Income	Metro/Non-Metro
New York	36047002200						
New York	36047002300						
New York	36047002901						
New York	36047003000						
New York	36047003100						
New York	36047003300						
New York	36047003400						
New York	36047003500						
New York	36047003600						
New York	36047003700						
New York	36047003800						
New York	36047003900						
New York	36047004100						
New York	36047004300						
New York	36047004400						
New York	36047004500						
New York	36047004600						
New York	36047004700						
New York	36047004900						
New York	36047005000						
New York	36047005100						
New York	36047005201						
New York	36047005202						
New York	36047005300						
New York	36047005400						
New York	36047005601						
New York	36047005602						
New York	36047005800						
New York	36047005900						
New York	36047006000						
New York	36047006200						
New York	36047006300						
New York	36047006400						
New York	36047006500						
New York	36047006600						
New York	36047006700						
New York	36047006800						
New York	36047006900						
New York	36047007000						
New York	36047007100						
New York	36047007200						
New York	36047007400						
New York	36047007500						
New York	36047007600						
New York	36047007700						
New York	36047007800						
New York	36047008000						
New York	36047008200						

AMERICAN OVERSIGHT

State	2012-2016 ACS LIC Tract	Enter "YES" Below to Nominate LIC	2012-2016 Tract Poverty Rate	2012-2016 Tract Median Family Income	2012-2016 State Median Family Income	2012-2016 Core Based Statistical Area (CBSA) Median Family Income	Metro/Non-Metro
New York	36047008400						
New York	36047008500						
New York	36047008600						
New York	36047008800						
New York	36047009000						
New York	36047009200						
New York	36047009400						
New York	36047009600						
New York	36047009800						
New York	36047010000						
New York	36047010100						
New York	36047010200						
New York	36047010400						
New York	36047010600						
New York	36047010800						
New York	36047011000						
New York	36047011200						
New York	36047011400						
New York	36047011600						
New York	36047011700						
New York	36047011800						
New York	36047011900						
New York	36047012000						
New York	36047012100						
New York	36047012200						
New York	36047012600						
New York	36047012700						
New York	36047012801						
New York	36047012901						
New York	36047012902						
New York	36047013000						
New York	36047013100						
New York	36047013200						
New York	36047013300						
New York	36047013400						
New York	36047013500						
New York	36047013600						
New York	36047013700						
New York	36047013800						
New York	36047013900						
New York	36047014000						
New York	36047014100						
New York	36047014200						
New York	36047014300						
New York	36047014500						
New York	36047014700						
New York	36047014800						
New York	36047014900						

AMERICAN OVERSIGHT

State	2012-2016 ACS LIC Tract	Enter "YES" Below to Nominate LIC	2012-2016 Tract Poverty Rate	2012-2016 Tract Median Family Income	2012-2016 State Median Family Income	2012-2016 Core Based Statistical Area (CBSA) Median Family Income	Metro/Non-Metro
New York	36047015000						
New York	36047015100						
New York	36047015200						
New York	36047015300						
New York	36047015400						
New York	36047015500						
New York	36047015700						
New York	36047015900						
New York	36047016000						
New York	36047016100						
New York	36047016200						
New York	36047016300						
New York	36047016400						
New York	36047016500						
New York	36047016600						
New York	36047016700						
New York	36047016800						
New York	36047016900						
New York	36047017000						
New York	36047017100						
New York	36047017200						
New York	36047017400						
New York	36047017500						
New York	36047017600						
New York	36047017700						
New York	36047017800						
New York	36047017900						
New York	36047018000						
New York	36047018100						
New York	36047018200						
New York	36047018300						
New York	36047018400						
New York	36047018501						
New York	36047018600						
New York	36047018700						
New York	36047018800						
New York	36047019000						
New York	36047019100						
New York	36047019200						
New York	36047019300						
New York	36047019400						
New York	36047019500						
New York	36047019600						
New York	36047019700						
New York	36047019800						
New York	36047019900						
New York	36047020000						
New York	36047020100						

AMERICAN OVERSIGHT

State	2012-2016 ACS LIC Tract	Enter "YES" Below to Nominate LIC	2012-2016 Tract Poverty Rate	2012-2016 Tract Median Family Income	2012-2016 State Median Family Income	2012-2016 Core Based Statistical Area (CBSA) Median Family Income	Metro/Non-Metro
New York	36047020200						
New York	36047020300						
New York	36047020400						
New York	36047020500						
New York	36047020600						
New York	36047020700						
New York	36047020800						
New York	36047021000						
New York	36047021100						
New York	36047021200						
New York	36047021300						
New York	36047021400						
New York	36047021500						
New York	36047021600						
New York	36047021700						
New York	36047021800						
New York	36047021900						
New York	36047022000						
New York	36047022100						
New York	36047022200						
New York	36047022400						
New York	36047022600						
New York	36047022700						
New York	36047022800						
New York	36047022900						
New York	36047023000						
New York	36047023100						
New York	36047023200						
New York	36047023300						
New York	36047023400						
New York	36047023500						
New York	36047023600						
New York	36047023800						
New York	36047024000						
New York	36047024100						
New York	36047024200						
New York	36047024300						
New York	36047024400						
New York	36047024500						
New York	36047024600						
New York	36047024700						
New York	36047024800						
New York	36047024900						
New York	36047025000						
New York	36047025100						
New York	36047025200						
New York	36047025300						
New York	36047025400						

AMERICAN OVERSIGHT

State	2012-2016 ACS LIC Tract	Enter "YES" Below to Nominate LIC	2012-2016 Tract Poverty Rate	2012-2016 Tract Median Family Income	2012-2016 State Median Family Income	2012-2016 Core Based Statistical Area (CBSA) Median Family Income	Metro/Non-Metro
New York	36047025500						
New York	36047025600						
New York	36047025700						
New York	36047025800						
New York	36047025901						
New York	36047025902						
New York	36047026000						
New York	36047026100						
New York	36047026200						
New York	36047026300						
New York	36047026400						
New York	36047026500						
New York	36047026600						
New York	36047026700						
New York	36047026800						
New York	36047026900						
New York	36047027000						
New York	36047027100						
New York	36047027200						
New York	36047027300						
New York	36047027400						
New York	36047027500						
New York	36047027600						
New York	36047027700						
New York	36047027800						
New York	36047027900						
New York	36047028000						
New York	36047028100						
New York	36047028200						
New York	36047028300						
New York	36047028400						
New York	36047028501						
New York	36047028502						
New York	36047028600						
New York	36047028700						
New York	36047028800						
New York	36047028900						
New York	36047029000						
New York	36047029100						
New York	36047029200						
New York	36047029300						
New York	36047029400						
New York	36047029500						
New York	36047029600						
New York	36047029700						
New York	36047029800						
New York	36047029900						
New York	36047030000						

AMERICAN OVERSIGHT

State	2012-2016 ACS LIC Tract	Enter "YES" Below to Nominate LIC	2012-2016 Tract Poverty Rate	2012-2016 Tract Median Family Income	2012-2016 State Median Family Income	2012-2016 Core Based Statistical Area (CBSA) Median Family Income	Metro/Non-Metro
New York	36047030100						
New York	36047030200						
New York	36047030300						
New York	36047030400						
New York	36047030500						
New York	36047030600						
New York	36047030700						
New York	36047030800						
New York	36047030900						
New York	36047031100						
New York	36047031300						
New York	36047031400						
New York	36047031500						
New York	36047031701						
New York	36047031702						
New York	36047031900						
New York	36047032100						
New York	36047032300						
New York	36047032500						
New York	36047032600						
New York	36047032700						
New York	36047032800						
New York	36047032900						
New York	36047033000						
New York	36047033100						
New York	36047033300						
New York	36047033500						
New York	36047033600						
New York	36047033700						
New York	36047033900						
New York	36047034000						
New York	36047034100						
New York	36047034200						
New York	36047034300						
New York	36047034500						
New York	36047034700						
New York	36047034800						
New York	36047034900						
New York	36047035000						
New York	36047035100						
New York	36047035200						
New York	36047035300						
New York	36047035400						
New York	36047035500						
New York	36047035601						
New York	36047035602						
New York	36047035700						
New York	36047035900						

AMERICAN OVERSIGHT

State	2012-2016 ACS LIC Tract	Enter "YES" Below to Nominate LIC	2012-2016 Tract Poverty Rate	2012-2016 Tract Median Family Income	2012-2016 State Median Family Income	2012-2016 Core Based Statistical Area (CBSA) Median Family Income	Metro/Non-Metro
New York	36047036001						
New York	36047036002						
New York	36047036100						
New York	36047036200						
New York	36047036300						
New York	36047036400						
New York	36047036501						
New York	36047036502						
New York	36047036600						
New York	36047036700						
New York	36047036900						
New York	36047037000						
New York	36047037100						
New York	36047037300						
New York	36047037401						
New York	36047037402						
New York	36047037500						
New York	36047037700						
New York	36047037900						
New York	36047038100						
New York	36047038200						
New York	36047038300						
New York	36047038500						
New York	36047038600						
New York	36047038700						
New York	36047038800						
New York	36047038900						
New York	36047039000						
New York	36047039100						
New York	36047039200						
New York	36047039300						
New York	36047039400						
New York	36047039500						
New York	36047039600						
New York	36047039700						
New York	36047039800						
New York	36047039900						
New York	36047040000						
New York	36047040100						
New York	36047040200						
New York	36047040300						
New York	36047040400						
New York	36047040500						
New York	36047040600						
New York	36047040700						
New York	36047040800						
New York	36047040900						
New York	36047041000						

AMERICAN OVERSIGHT

State	2012-2016 ACS LIC Tract	Enter "YES" Below to Nominate LIC	2012-2016 Tract Poverty Rate	2012-2016 Tract Median Family Income	2012-2016 State Median Family Income	2012-2016 Core Based Statistical Area (CBSA) Median Family Income	Metro/Non-Metro
New York	36047041100						
New York	36047041200						
New York	36047041300						
New York	36047041401						
New York	36047041402						
New York	36047041500						
New York	36047041600						
New York	36047041700						
New York	36047041800						
New York	36047041900						
New York	36047042000						
New York	36047042100						
New York	36047042200						
New York	36047042300						
New York	36047042400						
New York	36047042500						
New York	36047042600						
New York	36047042700						
New York	36047042800						
New York	36047042900						
New York	36047043000						
New York	36047043100						
New York	36047043200						
New York	36047043300						
New York	36047043400						
New York	36047043500						
New York	36047043600						
New York	36047043700						
New York	36047043800						
New York	36047043900						
New York	36047044000						
New York	36047044100						
New York	36047044200						
New York	36047044300						
New York	36047044400						
New York	36047044500						
New York	36047044600						
New York	36047044700						
New York	36047044800						
New York	36047044900						
New York	36047045000						
New York	36047045200						
New York	36047045300						
New York	36047045400						
New York	36047045600						
New York	36047045800						
New York	36047046000						
New York	36047046201						

AMERICAN OVERSIGHT

State	2012-2016 ACS LIC Tract	Enter "YES" Below to Nominate LIC	2012-2016 Tract Poverty Rate	2012-2016 Tract Median Family Income	2012-2016 State Median Family Income	2012-2016 Core Based Statistical Area (CBSA) Median Family Income	Metro/Non-Metro
New York	36047046202						
New York	36047046400						
New York	36047046800						
New York	36047047000						
New York	36047047200						
New York	36047047400						
New York	36047047600						
New York	36047047700						
New York	36047047800						
New York	36047048000						
New York	36047048100						
New York	36047048200						
New York	36047048400						
New York	36047048500						
New York	36047048600						
New York	36047048800						
New York	36047048900						
New York	36047049000						
New York	36047049100						
New York	36047049200						
New York	36047049300						
New York	36047049400						
New York	36047049500						
New York	36047049600						
New York	36047049700						
New York	36047049800						
New York	36047049900						
New York	36047050000						
New York	36047050100						
New York	36047050202						
New York	36047050300						
New York	36047050400						
New York	36047050500						
New York	36047050600						
New York	36047050700						
New York	36047050801						
New York	36047050803						
New York	36047050804						
New York	36047050900						
New York	36047051001						
New York	36047051002						
New York	36047051100						
New York	36047051200						
New York	36047051300						
New York	36047051400						
New York	36047051500						
New York	36047051601						
New York	36047051602						

AMERICAN OVERSIGHT

State	2012-2016 ACS LIC Tract	Enter "YES" Below to Nominate LIC	2012-2016 Tract Poverty Rate	2012-2016 Tract Median Family Income	2012-2016 State Median Family Income	2012-2016 Core Based Statistical Area (CBSA) Median Family Income	Metro/Non-Metro
New York	36047051700						
New York	36047051800						
New York	36047051900						
New York	36047052000						
New York	36047052300						
New York	36047052500						
New York	36047052600						
New York	36047052700						
New York	36047052800						
New York	36047052900						
New York	36047053000						
New York	36047053100						
New York	36047053200						
New York	36047053300						
New York	36047053400						
New York	36047053500						
New York	36047053700						
New York	36047053800						
New York	36047053900						
New York	36047054200						
New York	36047054300						
New York	36047054400						
New York	36047054500						
New York	36047054600						
New York	36047054700						
New York	36047054800						
New York	36047054900						
New York	36047055000						
New York	36047055100						
New York	36047055200						
New York	36047055300						
New York	36047055400						
New York	36047055500						
New York	36047055600						
New York	36047055700						
New York	36047055800						
New York	36047056000						
New York	36047056100						
New York	36047056200						
New York	36047056300						
New York	36047056400						
New York	36047056500						
New York	36047056600						
New York	36047056800						
New York	36047056900						
New York	36047057000						
New York	36047057100						
New York	36047057200						

AMERICAN OVERSIGHT

State	2012-2016 ACS LIC Tract	Enter "YES" Below to Nominate LIC	2012-2016 Tract Poverty Rate	2012-2016 Tract Median Family Income	2012-2016 State Median Family Income	2012-2016 Core Based Statistical Area (CBSA) Median Family Income	Metro/Non-Metro
New York	36047057300						
New York	36047057400						
New York	36047057500						
New York	36047057600						
New York	36047057800						
New York	36047057900						
New York	36047058000						
New York	36047058200						
New York	36047058400						
New York	36047058600						
New York	36047058800						
New York	36047058900						
New York	36047059000						
New York	36047059100						
New York	36047059200						
New York	36047059300						
New York	36047059401						
New York	36047059402						
New York	36047059600						
New York	36047059800						
New York	36047060000						
New York	36047060600						
New York	36047060800						
New York	36047061002						
New York	36047061003						
New York	36047061004						
New York	36047061200						
New York	36047061600						
New York	36047062000						
New York	36047062200						
New York	36047062600						
New York	36047062800						
New York	36047063200						
New York	36047063600						
New York	36047063800						
New York	36047064000						
New York	36047064200						
New York	36047064400						
New York	36047064600						
New York	36047064800						
New York	36047065000						
New York	36047065200						
New York	36047065400						
New York	36047065600						
New York	36047065800						
New York	36047066000						
New York	36047066200						
New York	36047066600						

AMERICAN OVERSIGHT

State	2012-2016 ACS LIC Tract	Enter "YES" Below to Nominate LIC	2012-2016 Tract Poverty Rate	2012-2016 Tract Median Family Income	2012-2016 State Median Family Income	2012-2016 Core Based Statistical Area (CBSA) Median Family Income	Metro/Non-Metro
New York	36047067000						
New York	36047067200						
New York	36047067400						
New York	36047067600						
New York	36047067800						
New York	36047068000						
New York	36047068200						
New York	36047068600						
New York	36047068800						
New York	36047069000						
New York	36047069200						
New York	36047069601						
New York	36047069602						
New York	36047069800						
New York	36047070000						
New York	36047070201						
New York	36047070202						
New York	36047070203						
New York	36047070600						
New York	36047072000						
New York	36047072200						
New York	36047072400						
New York	36047072600						
New York	36047072800						
New York	36047073000						
New York	36047073200						
New York	36047073400						
New York	36047073600						
New York	36047073800						
New York	36047074000						
New York	36047074200						
New York	36047074400						
New York	36047074600						
New York	36047074800						
New York	36047075000						
New York	36047075200						
New York	36047075400						
New York	36047075600						
New York	36047075800						
New York	36047076000						
New York	36047076200						
New York	36047076400						
New York	36047076600						
New York	36047076800						
New York	36047077000						
New York	36047077200						
New York	36047077400						
New York	36047077600						

AMERICAN OVERSIGHT

State	2012-2016 ACS LIC Tract	Enter "YES" Below to Nominate LIC	2012-2016 Tract Poverty Rate	2012-2016 Tract Median Family Income	2012-2016 State Median Family Income	2012-2016 Core Based Statistical Area (CBSA) Median Family Income	Metro/Non-Metro
New York	36047078000						
New York	36047078200						
New York	36047078400						
New York	36047078600						
New York	36047078800						
New York	36047079000						
New York	36047079200						
New York	36047079400						
New York	36047079601						
New York	36047079602						
New York	36047079801						
New York	36047079802						
New York	36047080000						
New York	36047080200						
New York	36047080400						
New York	36047080600						
New York	36047080800						
New York	36047081000						
New York	36047081400						
New York	36047081600						
New York	36047081800						
New York	36047082000						
New York	36047082200						
New York	36047082400						
New York	36047082600						
New York	36047082800						
New York	36047083000						
New York	36047083200						
New York	36047083400						
New York	36047083600						
New York	36047083800						
New York	36047084000						
New York	36047084600						
New York	36047084800						
New York	36047085000						
New York	36047085200						
New York	36047085400						
New York	36047085600						
New York	36047085800						
New York	36047086000						
New York	36047086200						
New York	36047086400						
New York	36047086600						
New York	36047086800						
New York	36047087000						
New York	36047087200						
New York	36047087401						
New York	36047087600						

AMERICAN OVERSIGHT

State	2012-2016 ACS LIC Tract	Enter "YES" Below to Nominate LIC	2012-2016 Tract Poverty Rate	2012-2016 Tract Median Family Income	2012-2016 State Median Family Income	2012-2016 Core Based Statistical Area (CBSA) Median Family Income	Metro/Non-Metro
New York	36047087800						
New York	36047088000						
New York	36047088200						
New York	36047088400						
New York	36047088600						
New York	36047088800						
New York	36047089000						
New York	36047089200						
New York	36047089400						
New York	36047089600						
New York	36047089800						
New York	36047090000						
New York	36047090200						
New York	36047090600						
New York	36047090800						
New York	36047091000						
New York	36047091200						
New York	36047091600						
New York	36047091800						
New York	36047092000						
New York	36047092200						
New York	36047092400						
New York	36047092800						
New York	36047093000						
New York	36047093200						
New York	36047093400						
New York	36047093600						
New York	36047093800						
New York	36047094401						
New York	36047094402						
New York	36047094600						
New York	36047095000						
New York	36047095400						
New York	36047095600						
New York	36047095800						
New York	36047096000						
New York	36047096200						
New York	36047096400						
New York	36047096600						
New York	36047096800						
New York	36047097000						
New York	36047097400						
New York	36047098200						
New York	36047098400						
New York	36047098600						
New York	36047098800						
New York	36047099000						
New York	36047099200						

AMERICAN OVERSIGHT

State	2012-2016 ACS LIC Tract	Enter "YES" Below to Nominate LIC	2012-2016 Tract Poverty Rate	2012-2016 Tract Median Family Income	2012-2016 State Median Family Income	2012-2016 Core Based Statistical Area (CBSA) Median Family Income	Metro/Non-Metro
New York	36047099400						
New York	36047099600						
New York	36047099800						
New York	36047100400						
New York	36047100600						
New York	36047100800						
New York	36047101000						
New York	36047101200						
New York	36047101400						
New York	36047101600						
New York	36047101800						
New York	36047102000						
New York	36047102200						
New York	36047102400						
New York	36047102600						
New York	36047102800						
New York	36047103400						
New York	36047105801						
New York	36047105804						
New York	36047107000						
New York	36047107800						
New York	36047109800						
New York	36047110400						
New York	36047110600						
New York	36047111000						
New York	36047111600						
New York	36047111800						
New York	36047112000						
New York	36047112200						
New York	36047112400						
New York	36047112600						
New York	36047112800						
New York	36047113000						
New York	36047113200						
New York	36047113400						
New York	36047114201						
New York	36047114202						
New York	36047114400						
New York	36047114600						
New York	36047115000						
New York	36047115200						
New York	36047115600						
New York	36047115800						
New York	36047116000						
New York	36047116200						
New York	36047116400						
New York	36047116600						
New York	36047116800						

AMERICAN OVERSIGHT

State	2012-2016 ACS LIC Tract	Enter "YES" Below to Nominate LIC	2012-2016 Tract Poverty Rate	2012-2016 Tract Median Family Income	2012-2016 State Median Family Income	2012-2016 Core Based Statistical Area (CBSA) Median Family Income	Metro/Non-Metro
New York	36047117000						
New York	36047117201						
New York	36047117202						
New York	36047117400						
New York	36047117601						
New York	36047117602						
New York	36047117800						
New York	36047118000						
New York	36047118201						
New York	36047118202						
New York	36047118400						
New York	36047118600						
New York	36047118800						
New York	36047119000						
New York	36047119200						
New York	36047119400						
New York	36047119600						
New York	36047119800						
New York	36047120000						
New York	36047120200						
New York	36047120800						
New York	36047121000						
New York	36047121400						
New York	36047122000						
New York	36047123700						
New York	36047150200						
New York	36047152200						
New York	36047990100						
New York	36049950100						
New York	36049950200						
New York	36049950300						
New York	36049950400						
New York	36049950500						
New York	36049950600						
New York	36049950700						
New York	36051030100						
New York	36051030201						
New York	36051030202						
New York	36051030300						
New York	36051030400						
New York	36051030500						
New York	36051030600						
New York	36051030700						
New York	36051030800						
New York	36051030900						
New York	36051031000						
New York	36051031100						
New York	36051031200						

AMERICAN OVERSIGHT

State	2012-2016 ACS LIC Tract	Enter "YES" Below to Nominate LIC	2012-2016 Tract Poverty Rate	2012-2016 Tract Median Family Income	2012-2016 State Median Family Income	2012-2016 Core Based Statistical Area (CBSA) Median Family Income	Metro/Non-Metro
New York	36051031300						
New York	36051031400						
New York	36053030501						
New York	36053030502						
New York	36053030700						
New York	36053030800						
New York	36053030900						
New York	36053031000						
New York	36053031100						
New York	36053940101						
New York	36053940102						
New York	36053940103						
New York	36053940200						
New York	36053940300						
New York	36053940401						
New York	36053940403						
New York	36053940600						
New York	36053940700						
New York	36055000200						
New York	36055000700						
New York	36055001000						
New York	36055001300						
New York	36055001500						
New York	36055001800						
New York	36055001900						
New York	36055002000						
New York	36055002100						
New York	36055002200						
New York	36055002300						
New York	36055002400						
New York	36055002700						
New York	36055002900						
New York	36055003000						
New York	36055003100						
New York	36055003200						
New York	36055003300						
New York	36055003400						
New York	36055003500						
New York	36055003600						
New York	36055003700						
New York	36055003802						
New York	36055003805						
New York	36055003900						
New York	36055004000						
New York	36055004100						
New York	36055004602						
New York	36055004701						
New York	36055004702						

AMERICAN OVERSIGHT

State	2012-2016 ACS LIC Tract	Enter "YES" Below to Nominate LIC	2012-2016 Tract Poverty Rate	2012-2016 Tract Median Family Income	2012-2016 State Median Family Income	2012-2016 Core Based Statistical Area (CBSA) Median Family Income	Metro/Non-Metro
New York	36055004800						
New York	36055004900						
New York	36055005000						
New York	36055005100						
New York	36055005200						
New York	36055005300						
New York	36055005400						
New York	36055005500						
New York	36055005600						
New York	36055005700						
New York	36055005800						
New York	36055005900						
New York	36055006000						
New York	36055006100						
New York	36055006200						
New York	36055006300						
New York	36055006400						
New York	36055006500						
New York	36055006600						
New York	36055006700						
New York	36055006800						
New York	36055006900						
New York	36055007000						
New York	36055007100						
New York	36055007500						
New York	36055007600						
New York	36055007700						
New York	36055007801						
New York	36055007802						
New York	36055007900						
New York	36055008000						
New York	36055008100						
New York	36055008200						
New York	36055008301						
New York	36055008400						
New York	36055008500						
New York	36055008600						
New York	36055008701						
New York	36055008702						
New York	36055008800						
New York	36055009200						
New York	36055009301						
New York	36055009302						
New York	36055009400						
New York	36055009500						
New York	36055009601						
New York	36055009602						
New York	36055009603						

AMERICAN OVERSIGHT

State	2012-2016 ACS LIC Tract	Enter "YES" Below to Nominate LIC	2012-2016 Tract Poverty Rate	2012-2016 Tract Median Family Income	2012-2016 State Median Family Income	2012-2016 Core Based Statistical Area (CBSA) Median Family Income	Metro/Non-Metro
New York	36055009604						
New York	36055010100						
New York	36055010200						
New York	36055010300						
New York	36055010400						
New York	36055010500						
New York	36055010601						
New York	36055010602						
New York	36055010700						
New York	36055010800						
New York	36055010901						
New York	36055010902						
New York	36055011000						
New York	36055011100						
New York	36055011201						
New York	36055011203						
New York	36055011205						
New York	36055011207						
New York	36055011208						
New York	36055011301						
New York	36055011302						
New York	36055011400						
New York	36055011501						
New York	36055011503						
New York	36055011504						
New York	36055011505						
New York	36055011601						
New York	36055011603						
New York	36055011604						
New York	36055011605						
New York	36055011703						
New York	36055011705						
New York	36055011706						
New York	36055011707						
New York	36055011708						
New York	36055011800						
New York	36055011901						
New York	36055011902						
New York	36055012000						
New York	36055012100						
New York	36055012201						
New York	36055012202						
New York	36055012301						
New York	36055012304						
New York	36055012305						
New York	36055012306						
New York	36055012401						
New York	36055012402						

AMERICAN OVERSIGHT

State	2012-2016 ACS LIC Tract	Enter "YES" Below to Nominate LIC	2012-2016 Tract Poverty Rate	2012-2016 Tract Median Family Income	2012-2016 State Median Family Income	2012-2016 Core Based Statistical Area (CBSA) Median Family Income	Metro/Non-Metro
New York	36055012500						
New York	36055012600						
New York	36055012700						
New York	36055012800						
New York	36055012900						
New York	36055013001						
New York	36055013002						
New York	36055013101						
New York	36055013103						
New York	36055013104						
New York	36055013203						
New York	36055013204						
New York	36055013205						
New York	36055013206						
New York	36055013300						
New York	36055013401						
New York	36055013402						
New York	36055013503						
New York	36055013505						
New York	36055013506						
New York	36055013507						
New York	36055013508						
New York	36055013601						
New York	36055013603						
New York	36055013604						
New York	36055013701						
New York	36055013702						
New York	36055013800						
New York	36055013901						
New York	36055013902						
New York	36055014001						
New York	36055014003						
New York	36055014004						
New York	36055014102						
New York	36055014103						
New York	36055014104						
New York	36055014202						
New York	36055014203						
New York	36055014204						
New York	36055014301						
New York	36055014302						
New York	36055014400						
New York	36055014501						
New York	36055014503						
New York	36055014504						
New York	36055014505						
New York	36055014601						
New York	36055014602						

AMERICAN OVERSIGHT

State	2012-2016 ACS LIC Tract	Enter "YES" Below to Nominate LIC	2012-2016 Tract Poverty Rate	2012-2016 Tract Median Family Income	2012-2016 State Median Family Income	2012-2016 Core Based Statistical Area (CBSA) Median Family Income	Metro/Non-Metro
New York	36055014700						
New York	36055014802						
New York	36055014803						
New York	36055014804						
New York	36055014901						
New York	36055014903						
New York	36055014905						
New York	36055014906						
New York	36055015000						
New York	36055015101						
New York	36055015102						
New York	36055015200						
New York	36055015301						
New York	36055015303						
New York	36055015304						
New York	36055015400						
New York	36055980000						
New York	36055980100						
New York	36055990000						
New York	36057070200						
New York	36057070300						
New York	36057070400						
New York	36057070500						
New York	36057070600						
New York	36057070700						
New York	36057070800						
New York	36057070900						
New York	36057072100						
New York	36057072200						
New York	36057072300						
New York	36057072400						
New York	36057072500						
New York	36057072600						
New York	36057072700						
New York	36057072800						
New York	36059300100						
New York	36059300300						
New York	36059300400						
New York	36059300500						
New York	36059300600						
New York	36059300700						
New York	36059300800						
New York	36059300900						
New York	36059301000						
New York	36059301101						
New York	36059301102						
New York	36059301200						
New York	36059301300						

AMERICAN OVERSIGHT

State	2012-2016 ACS LIC Tract	Enter "YES" Below to Nominate LIC	2012-2016 Tract Poverty Rate	2012-2016 Tract Median Family Income	2012-2016 State Median Family Income	2012-2016 Core Based Statistical Area (CBSA) Median Family Income	Metro/Non-Metro
New York	36059301400						
New York	36059301500						
New York	36059301600						
New York	36059301700						
New York	36059301800						
New York	36059301900						
New York	36059302000						
New York	36059302101						
New York	36059302102						
New York	36059302200						
New York	36059302300						
New York	36059302400						
New York	36059302501						
New York	36059302502						
New York	36059302600						
New York	36059302700						
New York	36059302800						
New York	36059302900						
New York	36059303000						
New York	36059303101						
New York	36059303102						
New York	36059303201						
New York	36059303202						
New York	36059303301						
New York	36059303302						
New York	36059303400						
New York	36059303500						
New York	36059303600						
New York	36059303700						
New York	36059303800						
New York	36059303900						
New York	36059304001						
New York	36059304002						
New York	36059304100						
New York	36059304202						
New York	36059304203						
New York	36059304204						
New York	36059404300						
New York	36059404400						
New York	36059404500						
New York	36059404600						
New York	36059404700						
New York	36059404800						
New York	36059404901						
New York	36059404902						
New York	36059405000						
New York	36059405100						
New York	36059405200						

AMERICAN OVERSIGHT

State	2012-2016 ACS LIC Tract	Enter "YES" Below to Nominate LIC	2012-2016 Tract Poverty Rate	2012-2016 Tract Median Family Income	2012-2016 State Median Family Income	2012-2016 Core Based Statistical Area (CBSA) Median Family Income	Metro/Non-Metro
New York	36059405301						
New York	36059405302						
New York	36059405400						
New York	36059405500						
New York	36059405600						
New York	36059405700						
New York	36059405800						
New York	36059405900						
New York	36059406001						
New York	36059406002						
New York	36059406100						
New York	36059406201						
New York	36059406202						
New York	36059406300						
New York	36059406400						
New York	36059406501						
New York	36059406600						
New York	36059406701						
New York	36059406702						
New York	36059406801						
New York	36059406802						
New York	36059406900						
New York	36059407000						
New York	36059407101						
New York	36059407102						
New York	36059407201						
New York	36059407203						
New York	36059407204						
New York	36059407301						
New York	36059407302						
New York	36059407401						
New York	36059407402						
New York	36059407501						
New York	36059407502						
New York	36059407600						
New York	36059407700						
New York	36059407801						
New York	36059407802						
New York	36059407900						
New York	36059408000						
New York	36059408100						
New York	36059408200						
New York	36059408300						
New York	36059408400						
New York	36059408500						
New York	36059408600						
New York	36059408700						
New York	36059408800						

AMERICAN OVERSIGHT

State	2012-2016 ACS LIC Tract	Enter "YES" Below to Nominate LIC	2012-2016 Tract Poverty Rate	2012-2016 Tract Median Family Income	2012-2016 State Median Family Income	2012-2016 Core Based Statistical Area (CBSA) Median Family Income	Metro/Non-Metro
New York	36059408900						
New York	36059409000						
New York	36059409100						
New York	36059409200						
New York	36059409300						
New York	36059409400						
New York	36059409500						
New York	36059409600						
New York	36059409700						
New York	36059409800						
New York	36059409900						
New York	36059410000						
New York	36059410100						
New York	36059410200						
New York	36059410300						
New York	36059410400						
New York	36059410500						
New York	36059410600						
New York	36059410700						
New York	36059410800						
New York	36059410900						
New York	36059411000						
New York	36059411100						
New York	36059411200						
New York	36059411301						
New York	36059411302						
New York	36059411400						
New York	36059411500						
New York	36059411600						
New York	36059411700						
New York	36059411800						
New York	36059411901						
New York	36059411902						
New York	36059412000						
New York	36059412100						
New York	36059412200						
New York	36059412301						
New York	36059412302						
New York	36059412400						
New York	36059412500						
New York	36059412600						
New York	36059412700						
New York	36059412800						
New York	36059412900						
New York	36059413001						
New York	36059413002						
New York	36059413100						
New York	36059413200						

AMERICAN OVERSIGHT

State	2012-2016 ACS LIC Tract	Enter "YES" Below to Nominate LIC	2012-2016 Tract Poverty Rate	2012-2016 Tract Median Family Income	2012-2016 State Median Family Income	2012-2016 Core Based Statistical Area (CBSA) Median Family Income	Metro/Non-Metro
New York	36059413300						
New York	36059413400						
New York	36059413500						
New York	36059413600						
New York	36059413700						
New York	36059413803						
New York	36059413804						
New York	36059413900						
New York	36059414001						
New York	36059414002						
New York	36059414100						
New York	36059414201						
New York	36059414202						
New York	36059414301						
New York	36059414303						
New York	36059414304						
New York	36059414400						
New York	36059414501						
New York	36059414502						
New York	36059414600						
New York	36059414700						
New York	36059414800						
New York	36059414900						
New York	36059415000						
New York	36059415101						
New York	36059415102						
New York	36059415201						
New York	36059415202						
New York	36059415300						
New York	36059415401						
New York	36059415402						
New York	36059415500						
New York	36059415600						
New York	36059415700						
New York	36059415802						
New York	36059416000						
New York	36059416100						
New York	36059416201						
New York	36059416202						
New York	36059416300						
New York	36059416401						
New York	36059416402						
New York	36059416500						
New York	36059416600						
New York	36059416701						
New York	36059416702						
New York	36059416801						
New York	36059416802						

AMERICAN OVERSIGHT

State	2012-2016 ACS LIC Tract	Enter "YES" Below to Nominate LIC	2012-2016 Tract Poverty Rate	2012-2016 Tract Median Family Income	2012-2016 State Median Family Income	2012-2016 Core Based Statistical Area (CBSA) Median Family Income	Metro/Non-Metro
New York	36059416900						
New York	36059517000						
New York	36059517101						
New York	36059517102						
New York	36059517200						
New York	36059517301						
New York	36059517302						
New York	36059517400						
New York	36059517500						
New York	36059517600						
New York	36059517701						
New York	36059517705						
New York	36059517801						
New York	36059517802						
New York	36059517901						
New York	36059517902						
New York	36059518000						
New York	36059518100						
New York	36059518201						
New York	36059518203						
New York	36059518204						
New York	36059518300						
New York	36059518400						
New York	36059518501						
New York	36059518502						
New York	36059518600						
New York	36059518700						
New York	36059518800						
New York	36059518900						
New York	36059519000						
New York	36059519100						
New York	36059519200						
New York	36059519300						
New York	36059519400						
New York	36059519500						
New York	36059519601						
New York	36059519602						
New York	36059519702						
New York	36059519703						
New York	36059519704						
New York	36059519801						
New York	36059519802						
New York	36059519900						
New York	36059520001						
New York	36059520002						
New York	36059520100						
New York	36059520200						
New York	36059520300						

AMERICAN OVERSIGHT

State	2012-2016 ACS LIC Tract	Enter "YES" Below to Nominate LIC	2012-2016 Tract Poverty Rate	2012-2016 Tract Median Family Income	2012-2016 State Median Family Income	2012-2016 Core Based Statistical Area (CBSA) Median Family Income	Metro/Non-Metro
New York	36059520401						
New York	36059520402						
New York	36059520501						
New York	36059520502						
New York	36059520600						
New York	36059520700						
New York	36059520800						
New York	36059520900						
New York	36059521000						
New York	36059521100						
New York	36059521200						
New York	36059521301						
New York	36059521302						
New York	36059521400						
New York	36059521500						
New York	36059521601						
New York	36059521602						
New York	36059521700						
New York	36059521801						
New York	36059521802						
New York	36059521902						
New York	36059522000						
New York	36059522700						
New York	36059980100						
New York	36059981100						
New York	36059982100						
New York	36059990100						
New York	36059990200						
New York	36059990301						
New York	36059990302						
New York	36059990400						
New York	36061000100						
New York	36061000201						
New York	36061000202						
New York	36061000500						
New York	36061000600						
New York	36061000700						
New York	36061000800						
New York	36061000900						
New York	36061001001						
New York	36061001002						
New York	36061001200						
New York	36061001300						
New York	36061001401						
New York	36061001402						
New York	36061001501						
New York	36061001502						
New York	36061001600						

AMERICAN OVERSIGHT

State	2012-2016 ACS LIC Tract	Enter "YES" Below to Nominate LIC	2012-2016 Tract Poverty Rate	2012-2016 Tract Median Family Income	2012-2016 State Median Family Income	2012-2016 Core Based Statistical Area (CBSA) Median Family Income	Metro/Non-Metro
New York	36061001800						
New York	36061002000						
New York	36061002100						
New York	36061002201						
New York	36061002202						
New York	36061002400						
New York	36061002500						
New York	36061002601						
New York	36061002602						
New York	36061002700						
New York	36061002800						
New York	36061002900						
New York	36061003001						
New York	36061003002						
New York	36061003100						
New York	36061003200						
New York	36061003300						
New York	36061003400						
New York	36061003601						
New York	36061003602						
New York	36061003700						
New York	36061003800						
New York	36061003900						
New York	36061004000						
New York	36061004100						
New York	36061004200						
New York	36061004300						
New York	36061004400						
New York	36061004500						
New York	36061004700						
New York	36061004800						
New York	36061004900						
New York	36061005000						
New York	36061005200						
New York	36061005400						
New York	36061005501						
New York	36061005502						
New York	36061005600						
New York	36061005700						
New York	36061005800						
New York	36061005900						
New York	36061006000						
New York	36061006100						
New York	36061006200						
New York	36061006300						
New York	36061006400						
New York	36061006500						
New York	36061006600						

AMERICAN OVERSIGHT

State	2012-2016 ACS LIC Tract	Enter "YES" Below to Nominate LIC	2012-2016 Tract Poverty Rate	2012-2016 Tract Median Family Income	2012-2016 State Median Family Income	2012-2016 Core Based Statistical Area (CBSA) Median Family Income	Metro/Non-Metro
New York	36061006700						
New York	36061006800						
New York	36061006900						
New York	36061007000						
New York	36061007100						
New York	36061007200						
New York	36061007300						
New York	36061007400						
New York	36061007500						
New York	36061007600						
New York	36061007700						
New York	36061007800						
New York	36061007900						
New York	36061008000						
New York	36061008100						
New York	36061008200						
New York	36061008300						
New York	36061008400						
New York	36061008601						
New York	36061008602						
New York	36061008603						
New York	36061008700						
New York	36061008800						
New York	36061008900						
New York	36061009000						
New York	36061009100						
New York	36061009200						
New York	36061009300						
New York	36061009400						
New York	36061009500						
New York	36061009600						
New York	36061009700						
New York	36061009800						
New York	36061009900						
New York	36061010000						
New York	36061010100						
New York	36061010200						
New York	36061010300						
New York	36061010400						
New York	36061010601						
New York	36061010602						
New York	36061010800						
New York	36061010900						
New York	36061011000						
New York	36061011100						
New York	36061011201						
New York	36061011202						
New York	36061011203						

AMERICAN OVERSIGHT

State	2012-2016 ACS LIC Tract	Enter "YES" Below to Nominate LIC	2012-2016 Tract Poverty Rate	2012-2016 Tract Median Family Income	2012-2016 State Median Family Income	2012-2016 Core Based Statistical Area (CBSA) Median Family Income	Metro/Non-Metro
New York	36061011300						
New York	36061011401						
New York	36061011402						
New York	36061011500						
New York	36061011600						
New York	36061011700						
New York	36061011800						
New York	36061011900						
New York	36061012000						
New York	36061012100						
New York	36061012200						
New York	36061012400						
New York	36061012500						
New York	36061012600						
New York	36061012700						
New York	36061012800						
New York	36061012900						
New York	36061013000						
New York	36061013100						
New York	36061013200						
New York	36061013300						
New York	36061013400						
New York	36061013500						
New York	36061013600						
New York	36061013700						
New York	36061013800						
New York	36061013900						
New York	36061014000						
New York	36061014200						
New York	36061014300						
New York	36061014401						
New York	36061014402						
New York	36061014500						
New York	36061014601						
New York	36061014602						
New York	36061014700						
New York	36061014801						
New York	36061014802						
New York	36061014900						
New York	36061015001						
New York	36061015002						
New York	36061015100						
New York	36061015200						
New York	36061015300						
New York	36061015400						
New York	36061015500						
New York	36061015601						
New York	36061015602						

AMERICAN OVERSIGHT

State	2012-2016 ACS LIC Tract	Enter "YES" Below to Nominate LIC	2012-2016 Tract Poverty Rate	2012-2016 Tract Median Family Income	2012-2016 State Median Family Income	2012-2016 Core Based Statistical Area (CBSA) Median Family Income	Metro/Non-Metro
New York	36061015700						
New York	36061015801						
New York	36061015802						
New York	36061015900						
New York	36061016001						
New York	36061016002						
New York	36061016100						
New York	36061016200						
New York	36061016300						
New York	36061016400						
New York	36061016500						
New York	36061016600						
New York	36061016700						
New York	36061016800						
New York	36061016900						
New York	36061017000						
New York	36061017100						
New York	36061017200						
New York	36061017300						
New York	36061017401						
New York	36061017402						
New York	36061017500						
New York	36061017700						
New York	36061017800						
New York	36061017900						
New York	36061018000						
New York	36061018100						
New York	36061018200						
New York	36061018300						
New York	36061018400						
New York	36061018500						
New York	36061018600						
New York	36061018700						
New York	36061018800						
New York	36061018900						
New York	36061019000						
New York	36061019100						
New York	36061019200						
New York	36061019300						
New York	36061019400						
New York	36061019500						
New York	36061019600						
New York	36061019701						
New York	36061019702						
New York	36061019800						
New York	36061019900						
New York	36061020000						
New York	36061020101						

AMERICAN OVERSIGHT

State	2012-2016 ACS LIC Tract	Enter "YES" Below to Nominate LIC	2012-2016 Tract Poverty Rate	2012-2016 Tract Median Family Income	2012-2016 State Median Family Income	2012-2016 Core Based Statistical Area (CBSA) Median Family Income	Metro/Non-Metro
New York	36061020102						
New York	36061020300						
New York	36061020500						
New York	36061020600						
New York	36061020701						
New York	36061020800						
New York	36061020901						
New York	36061021000						
New York	36061021100						
New York	36061021200						
New York	36061021303						
New York	36061021400						
New York	36061021500						
New York	36061021600						
New York	36061021703						
New York	36061021800						
New York	36061021900						
New York	36061022000						
New York	36061022102						
New York	36061022200						
New York	36061022301						
New York	36061022302						
New York	36061022400						
New York	36061022500						
New York	36061022600						
New York	36061022700						
New York	36061022800						
New York	36061022900						
New York	36061023000						
New York	36061023100						
New York	36061023200						
New York	36061023300						
New York	36061023400						
New York	36061023501						
New York	36061023502						
New York	36061023600						
New York	36061023700						
New York	36061023801						
New York	36061023802						
New York	36061023900						
New York	36061024000						
New York	36061024100						
New York	36061024200						
New York	36061024301						
New York	36061024302						
New York	36061024500						
New York	36061024700						
New York	36061024900						

AMERICAN OVERSIGHT

State	2012-2016 ACS LIC Tract	Enter "YES" Below to Nominate LIC	2012-2016 Tract Poverty Rate	2012-2016 Tract Median Family Income	2012-2016 State Median Family Income	2012-2016 Core Based Statistical Area (CBSA) Median Family Income	Metro/Non-Metro
New York	36061025100						
New York	36061025300						
New York	36061025500						
New York	36061025700						
New York	36061025900						
New York	36061026100						
New York	36061026300						
New York	36061026500						
New York	36061026700						
New York	36061026900						
New York	36061027100						
New York	36061027300						
New York	36061027500						
New York	36061027700						
New York	36061027900						
New York	36061028100						
New York	36061028300						
New York	36061028500						
New York	36061028700						
New York	36061029100						
New York	36061029300						
New York	36061029500						
New York	36061029700						
New York	36061029900						
New York	36061030300						
New York	36061030700						
New York	36061030900						
New York	36061031100						
New York	36061031703						
New York	36061031704						
New York	36061031900						
New York	36063020100						
New York	36063020200						
New York	36063020300						
New York	36063020400						
New York	36063020500						
New York	36063020600						
New York	36063020700						
New York	36063020900						
New York	36063021000						
New York	36063021100						
New York	36063021200						
New York	36063021300						
New York	36063021400						
New York	36063021700						
New York	36063022000						
New York	36063022100						
New York	36063022200						

AMERICAN OVERSIGHT

State	2012-2016 ACS LIC Tract	Enter "YES" Below to Nominate LIC	2012-2016 Tract Poverty Rate	2012-2016 Tract Median Family Income	2012-2016 State Median Family Income	2012-2016 Core Based Statistical Area (CBSA) Median Family Income	Metro/Non-Metro
New York	36063022300						
New York	36063022401						
New York	36063022500						
New York	36063022601						
New York	36063022602						
New York	36063022702						
New York	36063022711						
New York	36063022712						
New York	36063022803						
New York	36063022804						
New York	36063022901						
New York	36063022902						
New York	36063023001						
New York	36063023100						
New York	36063023200						
New York	36063023300						
New York	36063023401						
New York	36063023402						
New York	36063023404						
New York	36063023405						
New York	36063023500						
New York	36063023600						
New York	36063023700						
New York	36063023800						
New York	36063023901						
New York	36063023902						
New York	36063024001						
New York	36063024002						
New York	36063024101						
New York	36063024102						
New York	36063024201						
New York	36063024202						
New York	36063024301						
New York	36063024302						
New York	36063024303						
New York	36063024401						
New York	36063024404						
New York	36063024405						
New York	36063024406						
New York	36063024501						
New York	36063024502						
New York	36063024600						
New York	36063940001						
New York	36063940100						
New York	36063990000						
New York	36065020102						
New York	36065020300						
New York	36065020705						

AMERICAN OVERSIGHT

State	2012-2016 ACS LIC Tract	Enter "YES" Below to Nominate LIC	2012-2016 Tract Poverty Rate	2012-2016 Tract Median Family Income	2012-2016 State Median Family Income	2012-2016 Core Based Statistical Area (CBSA) Median Family Income	Metro/Non-Metro
New York	36065020802						
New York	36065020803						
New York	36065020900						
New York	36065021000						
New York	36065021101						
New York	36065021102						
New York	36065021103						
New York	36065021201						
New York	36065021202						
New York	36065021301						
New York	36065021302						
New York	36065021303						
New York	36065021401						
New York	36065021402						
New York	36065021500						
New York	36065021601						
New York	36065021602						
New York	36065021701						
New York	36065021702						
New York	36065021900						
New York	36065022000						
New York	36065022100						
New York	36065022200						
New York	36065022400						
New York	36065022500						
New York	36065022701						
New York	36065022702						
New York	36065022800						
New York	36065023000						
New York	36065023200						
New York	36065023300						
New York	36065023400						
New York	36065023501						
New York	36065023502						
New York	36065023702						
New York	36065023901						
New York	36065023902						
New York	36065024000						
New York	36065024101						
New York	36065024102						
New York	36065024200						
New York	36065024301						
New York	36065024302						
New York	36065024303						
New York	36065024400						
New York	36065024500						
New York	36065025001						
New York	36065025002						

AMERICAN OVERSIGHT

State	2012-2016 ACS LIC Tract	Enter "YES" Below to Nominate LIC	2012-2016 Tract Poverty Rate	2012-2016 Tract Median Family Income	2012-2016 State Median Family Income	2012-2016 Core Based Statistical Area (CBSA) Median Family Income	Metro/Non-Metro
New York	36065025003						
New York	36065025100						
New York	36065025200						
New York	36065025300						
New York	36065025400						
New York	36065025500						
New York	36065025600						
New York	36065025700						
New York	36065025800						
New York	36065025900						
New York	36065026100						
New York	36065026200						
New York	36065026300						
New York	36065026400						
New York	36065026500						
New York	36065026600						
New York	36065026700						
New York	36065940000						
New York	36065940100						
New York	36065940200						
New York	36065980002						
New York	36065980003						
New York	36065980100						
New York	36067000100						
New York	36067000200						
New York	36067000300						
New York	36067000400						
New York	36067000501						
New York	36067000600						
New York	36067000700						
New York	36067000800						
New York	36067000900						
New York	36067001000						
New York	36067001400						
New York	36067001500						
New York	36067001600						
New York	36067001701						
New York	36067001702						
New York	36067001800						
New York	36067001900						
New York	36067002000						
New York	36067002101						
New York	36067002300						
New York	36067002400						
New York	36067002700						
New York	36067002901						
New York	36067003000						
New York	36067003200						

AMERICAN OVERSIGHT

State	2012-2016 ACS LIC Tract	Enter "YES" Below to Nominate LIC	2012-2016 Tract Poverty Rate	2012-2016 Tract Median Family Income	2012-2016 State Median Family Income	2012-2016 Core Based Statistical Area (CBSA) Median Family Income	Metro/Non-Metro
New York	36067003400						
New York	36067003500						
New York	36067003601						
New York	36067003602						
New York	36067003800						
New York	36067003900						
New York	36067004000						
New York	36067004200						
New York	36067004301						
New York	36067004302						
New York	36067004400						
New York	36067004500						
New York	36067004600						
New York	36067004800						
New York	36067004900						
New York	36067005000						
New York	36067005100						
New York	36067005200						
New York	36067005300						
New York	36067005400						
New York	36067005500						
New York	36067005601						
New York	36067005602						
New York	36067005700						
New York	36067005800						
New York	36067005900						
New York	36067006000						
New York	36067006101						
New York	36067006102						
New York	36067006103						
New York	36067010100						
New York	36067010200						
New York	36067010301						
New York	36067010321						
New York	36067010322						
New York	36067010400						
New York	36067010500						
New York	36067010600						
New York	36067010700						
New York	36067010800						
New York	36067010900						
New York	36067011011						
New York	36067011012						
New York	36067011021						
New York	36067011022						
New York	36067011101						
New York	36067011102						
New York	36067011201						

AMERICAN OVERSIGHT

State	2012-2016 ACS LIC Tract	Enter "YES" Below to Nominate LIC	2012-2016 Tract Poverty Rate	2012-2016 Tract Median Family Income	2012-2016 State Median Family Income	2012-2016 Core Based Statistical Area (CBSA) Median Family Income	Metro/Non-Metro
New York	36067011202						
New York	36067011231						
New York	36067011232						
New York	36067011241						
New York	36067011242						
New York	36067011300						
New York	36067011401						
New York	36067011402						
New York	36067011500						
New York	36067011600						
New York	36067011700						
New York	36067011800						
New York	36067011900						
New York	36067012000						
New York	36067012100						
New York	36067012200						
New York	36067012300						
New York	36067012400						
New York	36067012500						
New York	36067012600						
New York	36067012700						
New York	36067012800						
New York	36067012900						
New York	36067013000						
New York	36067013100						
New York	36067013200						
New York	36067013300						
New York	36067013400						
New York	36067013500						
New York	36067013600						
New York	36067013701						
New York	36067013800						
New York	36067013900						
New York	36067014000						
New York	36067014200						
New York	36067014300						
New York	36067014400						
New York	36067014500						
New York	36067014600						
New York	36067014700						
New York	36067014800						
New York	36067014900						
New York	36067015000						
New York	36067015100						
New York	36067015201						
New York	36067015202						
New York	36067015203						
New York	36067015400						

AMERICAN OVERSIGHT

State	2012-2016 ACS LIC Tract	Enter "YES" Below to Nominate LIC	2012-2016 Tract Poverty Rate	2012-2016 Tract Median Family Income	2012-2016 State Median Family Income	2012-2016 Core Based Statistical Area (CBSA) Median Family Income	Metro/Non-Metro
New York	36067015500						
New York	36067015601						
New York	36067015700						
New York	36067015800						
New York	36067016001						
New York	36067016002						
New York	36067016100						
New York	36067016200						
New York	36067016300						
New York	36067016400						
New York	36067016501						
New York	36067016502						
New York	36067016600						
New York	36067016700						
New York	36067016801						
New York	36067016802						
New York	36067016901						
New York	36067016902						
New York	36067940000						
New York	36069050101						
New York	36069050102						
New York	36069050201						
New York	36069050202						
New York	36069050301						
New York	36069050302						
New York	36069050400						
New York	36069050500						
New York	36069050601						
New York	36069050602						
New York	36069050800						
New York	36069050900						
New York	36069051000						
New York	36069051100						
New York	36069051200						
New York	36069051300						
New York	36069051400						
New York	36069051500						
New York	36069051600						
New York	36069051700						
New York	36069051800						
New York	36069051900						
New York	36069052000						
New York	36069052100						
New York	36069052200						
New York	36071000100						
New York	36071000200						
New York	36071000300						
New York	36071000400						

AMERICAN OVERSIGHT

State	2012-2016 ACS LIC Tract	Enter "YES" Below to Nominate LIC	2012-2016 Tract Poverty Rate	2012-2016 Tract Median Family Income	2012-2016 State Median Family Income	2012-2016 Core Based Statistical Area (CBSA) Median Family Income	Metro/Non-Metro
New York	36071000501						
New York	36071000502						
New York	36071000600						
New York	36071001100						
New York	36071001200						
New York	36071001300						
New York	36071001500						
New York	36071001600						
New York	36071002100						
New York	36071002200						
New York	36071002300						
New York	36071010101						
New York	36071010102						
New York	36071010200						
New York	36071010300						
New York	36071010400						
New York	36071010500						
New York	36071010600						
New York	36071010700						
New York	36071010801						
New York	36071010802						
New York	36071010901						
New York	36071010902						
New York	36071011000						
New York	36071011101						
New York	36071011102						
New York	36071011200						
New York	36071011300						
New York	36071011400						
New York	36071011500						
New York	36071011601						
New York	36071011602						
New York	36071011701						
New York	36071011702						
New York	36071011801						
New York	36071011802						
New York	36071011900						
New York	36071012100						
New York	36071012200						
New York	36071012300						
New York	36071012601						
New York	36071012602						
New York	36071012700						
New York	36071012800						
New York	36071012900						
New York	36071013000						
New York	36071013100						
New York	36071013201						

AMERICAN OVERSIGHT

State	2012-2016 ACS LIC Tract	Enter "YES" Below to Nominate LIC	2012-2016 Tract Poverty Rate	2012-2016 Tract Median Family Income	2012-2016 State Median Family Income	2012-2016 Core Based Statistical Area (CBSA) Median Family Income	Metro/Non-Metro
New York	36071013202						
New York	36071013300						
New York	36071013400						
New York	36071013500						
New York	36071013600						
New York	36071013700						
New York	36071013800						
New York	36071013900						
New York	36071014101						
New York	36071014102						
New York	36071014201						
New York	36071014202						
New York	36071014301						
New York	36071014302						
New York	36071014400						
New York	36071014501						
New York	36071014502						
New York	36071014600						
New York	36071014700						
New York	36071014800						
New York	36071014900						
New York	36071015003						
New York	36071015004						
New York	36071015005						
New York	36071015006						
New York	36071015100						
New York	36071015200						
New York	36073040200						
New York	36073040300						
New York	36073040400						
New York	36073040500						
New York	36073040600						
New York	36073040700						
New York	36073040801						
New York	36073040802						
New York	36073401200						
New York	36073401300						
New York	36073990000						
New York	36075020100						
New York	36075020200						
New York	36075020301						
New York	36075020302						
New York	36075020400						
New York	36075020500						
New York	36075020600						
New York	36075020701						
New York	36075020702						
New York	36075020703						

AMERICAN OVERSIGHT

State	2012-2016 ACS LIC Tract	Enter "YES" Below to Nominate LIC	2012-2016 Tract Poverty Rate	2012-2016 Tract Median Family Income	2012-2016 State Median Family Income	2012-2016 Core Based Statistical Area (CBSA) Median Family Income	Metro/Non-Metro
New York	36075020800						
New York	36075020901						
New York	36075020902						
New York	36075021000						
New York	36075021101						
New York	36075021102						
New York	36075021103						
New York	36075021104						
New York	36075021200						
New York	36075021300						
New York	36075021401						
New York	36075021402						
New York	36075021501						
New York	36075021502						
New York	36075021601						
New York	36075021602						
New York	36075021603						
New York	36075021604						
New York	36075021605						
New York	36075990000						
New York	36077590100						
New York	36077590201						
New York	36077590202						
New York	36077590300						
New York	36077590400						
New York	36077590500						
New York	36077590600						
New York	36077590700						
New York	36077590800						
New York	36077590900						
New York	36077591000						
New York	36077591100						
New York	36077591200						
New York	36077591300						
New York	36077591400						
New York	36077591500						
New York	36077591600						
New York	36079010100						
New York	36079010200						
New York	36079010300						
New York	36079010400						
New York	36079010500						
New York	36079010600						
New York	36079010700						
New York	36079010800						
New York	36079010900						
New York	36079011000						
New York	36079011100						

AMERICAN OVERSIGHT

State	2012-2016 ACS LIC Tract	Enter "YES" Below to Nominate LIC	2012-2016 Tract Poverty Rate	2012-2016 Tract Median Family Income	2012-2016 State Median Family Income	2012-2016 Core Based Statistical Area (CBSA) Median Family Income	Metro/Non-Metro
New York	36079011200						
New York	36079011300						
New York	36079011400						
New York	36079011500						
New York	36079011600						
New York	36079011700						
New York	36079011800						
New York	36079011900						
New York	36081000100						
New York	36081000200						
New York	36081000400						
New York	36081000600						
New York	36081000700						
New York	36081000800						
New York	36081001000						
New York	36081001200						
New York	36081001400						
New York	36081001600						
New York	36081001800						
New York	36081001900						
New York	36081002000						
New York	36081002200						
New York	36081002400						
New York	36081002500						
New York	36081002600						
New York	36081002800						
New York	36081003000						
New York	36081003100						
New York	36081003200						
New York	36081003300						
New York	36081003400						
New York	36081003600						
New York	36081003700						
New York	36081003800						
New York	36081003900						
New York	36081004001						
New York	36081004002						
New York	36081004200						
New York	36081004300						
New York	36081004401						
New York	36081004500						
New York	36081004700						
New York	36081005000						
New York	36081005100						
New York	36081005200						
New York	36081005300						
New York	36081005400						
New York	36081005500						

AMERICAN OVERSIGHT

State	2012-2016 ACS LIC Tract	Enter "YES" Below to Nominate LIC	2012-2016 Tract Poverty Rate	2012-2016 Tract Median Family Income	2012-2016 State Median Family Income	2012-2016 Core Based Statistical Area (CBSA) Median Family Income	Metro/Non-Metro
New York	36081005700						
New York	36081005800						
New York	36081005900						
New York	36081006100						
New York	36081006201						
New York	36081006202						
New York	36081006300						
New York	36081006501						
New York	36081006502						
New York	36081006900						
New York	36081007100						
New York	36081007300						
New York	36081007500						
New York	36081007700						
New York	36081007900						
New York	36081008100						
New York	36081008300						
New York	36081008500						
New York	36081008600						
New York	36081008700						
New York	36081008800						
New York	36081009100						
New York	36081009400						
New York	36081009500						
New York	36081009600						
New York	36081009700						
New York	36081009800						
New York	36081009900						
New York	36081010000						
New York	36081010100						
New York	36081010200						
New York	36081010300						
New York	36081010400						
New York	36081010500						
New York	36081010600						
New York	36081010701						
New York	36081010800						
New York	36081011000						
New York	36081011100						
New York	36081011200						
New York	36081011300						
New York	36081011400						
New York	36081011500						
New York	36081011600						
New York	36081011700						
New York	36081011800						
New York	36081011900						
New York	36081012000						

AMERICAN OVERSIGHT

State	2012-2016 ACS LIC Tract	Enter "YES" Below to Nominate LIC	2012-2016 Tract Poverty Rate	2012-2016 Tract Median Family Income	2012-2016 State Median Family Income	2012-2016 Core Based Statistical Area (CBSA) Median Family Income	Metro/Non-Metro
New York	36081012100						
New York	36081012200						
New York	36081012301						
New York	36081012400						
New York	36081012500						
New York	36081012601						
New York	36081012602						
New York	36081012800						
New York	36081013000						
New York	36081013200						
New York	36081013400						
New York	36081013500						
New York	36081013600						
New York	36081013700						
New York	36081013800						
New York	36081014000						
New York	36081014100						
New York	36081014201						
New York	36081014202						
New York	36081014300						
New York	36081014400						
New York	36081014500						
New York	36081014700						
New York	36081014800						
New York	36081014900						
New York	36081015000						
New York	36081015100						
New York	36081015200						
New York	36081015300						
New York	36081015400						
New York	36081015500						
New York	36081015600						
New York	36081015700						
New York	36081015801						
New York	36081015802						
New York	36081015900						
New York	36081016100						
New York	36081016300						
New York	36081016400						
New York	36081016600						
New York	36081016800						
New York	36081016900						
New York	36081017000						
New York	36081017100						
New York	36081017200						
New York	36081017400						
New York	36081017600						
New York	36081017800						

AMERICAN OVERSIGHT

State	2012-2016 ACS LIC Tract	Enter "YES" Below to Nominate LIC	2012-2016 Tract Poverty Rate	2012-2016 Tract Median Family Income	2012-2016 State Median Family Income	2012-2016 Core Based Statistical Area (CBSA) Median Family Income	Metro/Non-Metro
New York	36081017900						
New York	36081018000						
New York	36081018101						
New York	36081018102						
New York	36081018200						
New York	36081018300						
New York	36081018401						
New York	36081018402						
New York	36081018501						
New York	36081018502						
New York	36081018600						
New York	36081018700						
New York	36081018800						
New York	36081018900						
New York	36081019000						
New York	36081019200						
New York	36081019400						
New York	36081019600						
New York	36081019800						
New York	36081019900						
New York	36081020200						
New York	36081020400						
New York	36081020500						
New York	36081020600						
New York	36081020800						
New York	36081021200						
New York	36081021400						
New York	36081021600						
New York	36081021900						
New York	36081022001						
New York	36081022002						
New York	36081022900						
New York	36081023000						
New York	36081023200						
New York	36081023500						
New York	36081023600						
New York	36081023800						
New York	36081024000						
New York	36081024300						
New York	36081024500						
New York	36081024600						
New York	36081024700						
New York	36081024900						
New York	36081025100						
New York	36081025301						
New York	36081025302						
New York	36081025400						
New York	36081025500						

AMERICAN OVERSIGHT

State	2012-2016 ACS LIC Tract	Enter "YES" Below to Nominate LIC	2012-2016 Tract Poverty Rate	2012-2016 Tract Median Family Income	2012-2016 State Median Family Income	2012-2016 Core Based Statistical Area (CBSA) Median Family Income	Metro/Non-Metro
New York	36081025700						
New York	36081025800						
New York	36081025900						
New York	36081026000						
New York	36081026100						
New York	36081026200						
New York	36081026300						
New York	36081026400						
New York	36081026500						
New York	36081026600						
New York	36081026700						
New York	36081026901						
New York	36081026902						
New York	36081027000						
New York	36081027100						
New York	36081027200						
New York	36081027300						
New York	36081027400						
New York	36081027500						
New York	36081027600						
New York	36081027700						
New York	36081027800						
New York	36081027900						
New York	36081028000						
New York	36081028100						
New York	36081028200						
New York	36081028300						
New York	36081028400						
New York	36081028500						
New York	36081028700						
New York	36081028800						
New York	36081028900						
New York	36081029100						
New York	36081029300						
New York	36081029400						
New York	36081029500						
New York	36081029700						
New York	36081029900						
New York	36081030600						
New York	36081030902						
New York	36081030903						
New York	36081030904						
New York	36081031700						
New York	36081032000						
New York	36081032700						
New York	36081032800						
New York	36081032900						
New York	36081033000						

AMERICAN OVERSIGHT

State	2012-2016 ACS LIC Tract	Enter "YES" Below to Nominate LIC	2012-2016 Tract Poverty Rate	2012-2016 Tract Median Family Income	2012-2016 State Median Family Income	2012-2016 Core Based Statistical Area (CBSA) Median Family Income	Metro/Non-Metro
New York	36081033100						
New York	36081033401						
New York	36081033402						
New York	36081033700						
New York	36081033900						
New York	36081034700						
New York	36081035100						
New York	36081035200						
New York	36081035300						
New York	36081035700						
New York	36081035800						
New York	36081036100						
New York	36081036300						
New York	36081036500						
New York	36081036600						
New York	36081036700						
New York	36081036800						
New York	36081037100						
New York	36081037300						
New York	36081037500						
New York	36081037600						
New York	36081037700						
New York	36081037900						
New York	36081038100						
New York	36081038301						
New York	36081038302						
New York	36081038400						
New York	36081039400						
New York	36081039800						
New York	36081039900						
New York	36081040000						
New York	36081040100						
New York	36081040200						
New York	36081040300						
New York	36081040400						
New York	36081040500						
New York	36081040700						
New York	36081040900						
New York	36081041100						
New York	36081041300						
New York	36081041400						
New York	36081041500						
New York	36081042400						
New York	36081042600						
New York	36081042700						
New York	36081043200						
New York	36081043400						
New York	36081043701						

AMERICAN OVERSIGHT

State	2012-2016 ACS LIC Tract	Enter "YES" Below to Nominate LIC	2012-2016 Tract Poverty Rate	2012-2016 Tract Median Family Income	2012-2016 State Median Family Income	2012-2016 Core Based Statistical Area (CBSA) Median Family Income	Metro/Non-Metro
New York	36081043702						
New York	36081043900						
New York	36081044000						
New York	36081044301						
New York	36081044302						
New York	36081044400						
New York	36081044601						
New York	36081044602						
New York	36081044800						
New York	36081045000						
New York	36081045200						
New York	36081045400						
New York	36081045500						
New York	36081045600						
New York	36081045700						
New York	36081045800						
New York	36081045900						
New York	36081046000						
New York	36081046100						
New York	36081046200						
New York	36081046300						
New York	36081046400						
New York	36081046500						
New York	36081046600						
New York	36081046700						
New York	36081046800						
New York	36081046900						
New York	36081047000						
New York	36081047100						
New York	36081047200						
New York	36081047300						
New York	36081047500						
New York	36081047600						
New York	36081047800						
New York	36081047900						
New York	36081048000						
New York	36081048100						
New York	36081048200						
New York	36081048300						
New York	36081048400						
New York	36081048500						
New York	36081048900						
New York	36081049200						
New York	36081049301						
New York	36081049302						
New York	36081049500						
New York	36081049600						
New York	36081049700						

AMERICAN OVERSIGHT

State	2012-2016 ACS LIC Tract	Enter "YES" Below to Nominate LIC	2012-2016 Tract Poverty Rate	2012-2016 Tract Median Family Income	2012-2016 State Median Family Income	2012-2016 Core Based Statistical Area (CBSA) Median Family Income	Metro/Non-Metro
New York	36081049900						
New York	36081050000						
New York	36081050201						
New York	36081050202						
New York	36081050400						
New York	36081050500						
New York	36081050600						
New York	36081050700						
New York	36081050800						
New York	36081051000						
New York	36081051100						
New York	36081051200						
New York	36081051300						
New York	36081051500						
New York	36081051600						
New York	36081051700						
New York	36081051800						
New York	36081052000						
New York	36081052100						
New York	36081052200						
New York	36081052400						
New York	36081052500						
New York	36081052600						
New York	36081052800						
New York	36081053000						
New York	36081053100						
New York	36081053200						
New York	36081053401						
New York	36081053500						
New York	36081053601						
New York	36081053800						
New York	36081053900						
New York	36081054000						
New York	36081054200						
New York	36081054500						
New York	36081054700						
New York	36081054800						
New York	36081054900						
New York	36081055100						
New York	36081055200						
New York	36081055300						
New York	36081055400						
New York	36081055500						
New York	36081055600						
New York	36081055700						
New York	36081055800						
New York	36081055900						
New York	36081056000						

AMERICAN OVERSIGHT

State	2012-2016 ACS LIC Tract	Enter "YES" Below to Nominate LIC	2012-2016 Tract Poverty Rate	2012-2016 Tract Median Family Income	2012-2016 State Median Family Income	2012-2016 Core Based Statistical Area (CBSA) Median Family Income	Metro/Non-Metro
New York	36081056100						
New York	36081056200						
New York	36081056400						
New York	36081056500						
New York	36081056600						
New York	36081056700						
New York	36081056800						
New York	36081057700						
New York	36081057900						
New York	36081058000						
New York	36081058100						
New York	36081058200						
New York	36081058300						
New York	36081058500						
New York	36081058700						
New York	36081058900						
New York	36081059000						
New York	36081059100						
New York	36081059200						
New York	36081059300						
New York	36081059400						
New York	36081059500						
New York	36081059600						
New York	36081059800						
New York	36081059900						
New York	36081060000						
New York	36081060100						
New York	36081060300						
New York	36081060600						
New York	36081060701						
New York	36081060800						
New York	36081061000						
New York	36081061200						
New York	36081061301						
New York	36081061302						
New York	36081061400						
New York	36081061601						
New York	36081061602						
New York	36081061800						
New York	36081061900						
New York	36081062000						
New York	36081062100						
New York	36081062200						
New York	36081062300						
New York	36081062400						
New York	36081062500						
New York	36081062600						
New York	36081062700						

AMERICAN OVERSIGHT

State	2012-2016 ACS LIC Tract	Enter "YES" Below to Nominate LIC	2012-2016 Tract Poverty Rate	2012-2016 Tract Median Family Income	2012-2016 State Median Family Income	2012-2016 Core Based Statistical Area (CBSA) Median Family Income	Metro/Non-Metro
New York	36081062900						
New York	36081063000						
New York	36081063200						
New York	36081063301						
New York	36081063302						
New York	36081063500						
New York	36081063700						
New York	36081063800						
New York	36081063900						
New York	36081064101						
New York	36081064102						
New York	36081064500						
New York	36081064600						
New York	36081065000						
New York	36081065400						
New York	36081065501						
New York	36081065600						
New York	36081065702						
New York	36081065703						
New York	36081065900						
New York	36081066000						
New York	36081066100						
New York	36081066300						
New York	36081066400						
New York	36081066501						
New York	36081066701						
New York	36081066900						
New York	36081067100						
New York	36081067700						
New York	36081067900						
New York	36081068000						
New York	36081068200						
New York	36081068300						
New York	36081068700						
New York	36081069000						
New York	36081069300						
New York	36081069400						
New York	36081069500						
New York	36081069701						
New York	36081069702						
New York	36081070300						
New York	36081070700						
New York	36081070900						
New York	36081071100						
New York	36081071303						
New York	36081071304						
New York	36081071305						
New York	36081071306						

AMERICAN OVERSIGHT

State	2012-2016 ACS LIC Tract	Enter "YES" Below to Nominate LIC	2012-2016 Tract Poverty Rate	2012-2016 Tract Median Family Income	2012-2016 State Median Family Income	2012-2016 Core Based Statistical Area (CBSA) Median Family Income	Metro/Non-Metro
New York	36081071600						
New York	36081071701						
New York	36081071702						
New York	36081071900						
New York	36081072100						
New York	36081072300						
New York	36081072900						
New York	36081073100						
New York	36081073700						
New York	36081073900						
New York	36081074100						
New York	36081074300						
New York	36081074500						
New York	36081074700						
New York	36081074900						
New York	36081075701						
New York	36081075702						
New York	36081076901						
New York	36081076902						
New York	36081077300						
New York	36081077500						
New York	36081077902						
New York	36081077903						
New York	36081077904						
New York	36081077905						
New York	36081077906						
New York	36081077907						
New York	36081077908						
New York	36081078800						
New York	36081079000						
New York	36081079200						
New York	36081079300						
New York	36081079701						
New York	36081079702						
New York	36081079900						
New York	36081080301						
New York	36081080302						
New York	36081080900						
New York	36081081400						
New York	36081081800						
New York	36081083700						
New York	36081083800						
New York	36081084000						
New York	36081084500						
New York	36081084601						
New York	36081084602						
New York	36081084900						
New York	36081085300						

AMERICAN OVERSIGHT

State	2012-2016 ACS LIC Tract	Enter "YES" Below to Nominate LIC	2012-2016 Tract Poverty Rate	2012-2016 Tract Median Family Income	2012-2016 State Median Family Income	2012-2016 Core Based Statistical Area (CBSA) Median Family Income	Metro/Non-Metro
New York	36081085500						
New York	36081085700						
New York	36081085900						
New York	36081086100						
New York	36081086300						
New York	36081086400						
New York	36081086500						
New York	36081086900						
New York	36081087100						
New York	36081088400						
New York	36081088901						
New York	36081089200						
New York	36081090700						
New York	36081091601						
New York	36081091602						
New York	36081091800						
New York	36081091900						
New York	36081092200						
New York	36081092500						
New York	36081092800						
New York	36081092900						
New York	36081093401						
New York	36081093402						
New York	36081093800						
New York	36081093900						
New York	36081094201						
New York	36081094202						
New York	36081094203						
New York	36081094500						
New York	36081094700						
New York	36081095400						
New York	36081096400						
New York	36081097202						
New York	36081097203						
New York	36081097204						
New York	36081097300						
New York	36081098100						
New York	36081098700						
New York	36081099100						
New York	36081099200						
New York	36081099701						
New York	36081099703						
New York	36081099704						
New York	36081099705						
New York	36081099801						
New York	36081099802						
New York	36081099900						
New York	36081100801						

AMERICAN OVERSIGHT

State	2012-2016 ACS LIC Tract	Enter "YES" Below to Nominate LIC	2012-2016 Tract Poverty Rate	2012-2016 Tract Median Family Income	2012-2016 State Median Family Income	2012-2016 Core Based Statistical Area (CBSA) Median Family Income	Metro/Non-Metro
New York	36081100802						
New York	36081101001						
New York	36081101002						
New York	36081101700						
New York	36081102900						
New York	36081103201						
New York	36081103202						
New York	36081103300						
New York	36081103900						
New York	36081104700						
New York	36081105900						
New York	36081107201						
New York	36081107202						
New York	36081108500						
New York	36081109300						
New York	36081109700						
New York	36081109900						
New York	36081111300						
New York	36081112300						
New York	36081112900						
New York	36081113300						
New York	36081113900						
New York	36081114100						
New York	36081114700						
New York	36081115100						
New York	36081115500						
New York	36081115700						
New York	36081115900						
New York	36081116100						
New York	36081116300						
New York	36081116700						
New York	36081117100						
New York	36081117500						
New York	36081118100						
New York	36081118500						
New York	36081118700						
New York	36081118900						
New York	36081119100						
New York	36081119300						
New York	36081119500						
New York	36081119900						
New York	36081120100						
New York	36081120300						
New York	36081120500						
New York	36081120700						
New York	36081121100						
New York	36081121500						
New York	36081122300						

AMERICAN OVERSIGHT

State	2012-2016 ACS LIC Tract	Enter "YES" Below to Nominate LIC	2012-2016 Tract Poverty Rate	2012-2016 Tract Median Family Income	2012-2016 State Median Family Income	2012-2016 Core Based Statistical Area (CBSA) Median Family Income	Metro/Non-Metro
New York	36081122701						
New York	36081122702						
New York	36081124100						
New York	36081124700						
New York	36081125700						
New York	36081126500						
New York	36081126700						
New York	36081127700						
New York	36081128300						
New York	36081129102						
New York	36081129103						
New York	36081129104						
New York	36081130100						
New York	36081133300						
New York	36081133900						
New York	36081134100						
New York	36081134700						
New York	36081136700						
New York	36081137700						
New York	36081138501						
New York	36081138502						
New York	36081139900						
New York	36081140300						
New York	36081140901						
New York	36081140902						
New York	36081141700						
New York	36081142900						
New York	36081143500						
New York	36081144100						
New York	36081144700						
New York	36081145101						
New York	36081145102						
New York	36081145900						
New York	36081146300						
New York	36081146700						
New York	36081147100						
New York	36081147900						
New York	36081148300						
New York	36081150701						
New York	36081150702						
New York	36081152901						
New York	36081152902						
New York	36081155101						
New York	36081155102						
New York	36081156700						
New York	36081157101						
New York	36081157102						
New York	36081157901						

AMERICAN OVERSIGHT

State	2012-2016 ACS LIC Tract	Enter "YES" Below to Nominate LIC	2012-2016 Tract Poverty Rate	2012-2016 Tract Median Family Income	2012-2016 State Median Family Income	2012-2016 Core Based Statistical Area (CBSA) Median Family Income	Metro/Non-Metro
New York	36081157902						
New York	36081157903						
New York	36081161700						
New York	36081162100						
New York	36081990100						
New York	36083040100						
New York	36083040200						
New York	36083040300						
New York	36083040400						
New York	36083040500						
New York	36083040600						
New York	36083040700						
New York	36083040800						
New York	36083040900						
New York	36083041000						
New York	36083041100						
New York	36083041200						
New York	36083041300						
New York	36083041400						
New York	36083051500						
New York	36083051600						
New York	36083051701						
New York	36083051702						
New York	36083051800						
New York	36083051901						
New York	36083051902						
New York	36083052002						
New York	36083052003						
New York	36083052004						
New York	36083052101						
New York	36083052102						
New York	36083052103						
New York	36083052201						
New York	36083052203						
New York	36083052204						
New York	36083052301						
New York	36083052303						
New York	36083052304						
New York	36083052402						
New York	36083052403						
New York	36083052404						
New York	36083052501						
New York	36083052502						
New York	36083052503						
New York	36083052601						
New York	36083052602						
New York	36083052603						
New York	36085000300						

AMERICAN OVERSIGHT

State	2012-2016 ACS LIC Tract	Enter "YES" Below to Nominate LIC	2012-2016 Tract Poverty Rate	2012-2016 Tract Median Family Income	2012-2016 State Median Family Income	2012-2016 Core Based Statistical Area (CBSA) Median Family Income	Metro/Non-Metro
New York	36085000600						
New York	36085000700						
New York	36085000800						
New York	36085000900						
New York	36085001100						
New York	36085001700						
New York	36085001800						
New York	36085002001						
New York	36085002002						
New York	36085002100						
New York	36085002700						
New York	36085002900						
New York	36085003300						
New York	36085003600						
New York	36085003900						
New York	36085004000						
New York	36085004700						
New York	36085005000						
New York	36085005900						
New York	36085006400						
New York	36085006700						
New York	36085007000						
New York	36085007400						
New York	36085007500						
New York	36085007700						
New York	36085008100						
New York	36085009601						
New York	36085009602						
New York	36085009700						
New York	36085010500						
New York	36085011201						
New York	36085011202						
New York	36085011401						
New York	36085011402						
New York	36085012100						
New York	36085012200						
New York	36085012500						
New York	36085012804						
New York	36085012805						
New York	36085012806						
New York	36085013201						
New York	36085013203						
New York	36085013204						
New York	36085013301						
New York	36085013302						
New York	36085013400						
New York	36085013800						
New York	36085014100						

AMERICAN OVERSIGHT

State	2012-2016 ACS LIC Tract	Enter "YES" Below to Nominate LIC	2012-2016 Tract Poverty Rate	2012-2016 Tract Median Family Income	2012-2016 State Median Family Income	2012-2016 Core Based Statistical Area (CBSA) Median Family Income	Metro/Non-Metro
New York	36085014604						
New York	36085014605						
New York	36085014606						
New York	36085014607						
New York	36085014608						
New York	36085014700						
New York	36085015100						
New York	36085015400						
New York	36085015601						
New York	36085015602						
New York	36085015603						
New York	36085016901						
New York	36085017005						
New York	36085017007						
New York	36085017008						
New York	36085017009						
New York	36085017010						
New York	36085017011						
New York	36085017012						
New York	36085017300						
New York	36085017600						
New York	36085017700						
New York	36085018100						
New York	36085018701						
New York	36085018702						
New York	36085018901						
New York	36085018902						
New York	36085019700						
New York	36085019800						
New York	36085020100						
New York	36085020700						
New York	36085020801						
New York	36085020803						
New York	36085020804						
New York	36085021300						
New York	36085022300						
New York	36085022600						
New York	36085022800						
New York	36085023100						
New York	36085023900						
New York	36085024401						
New York	36085024402						
New York	36085024700						
New York	36085024800						
New York	36085025100						
New York	36085027301						
New York	36085027302						
New York	36085027702						

AMERICAN OVERSIGHT

State	2012-2016 ACS LIC Tract	Enter "YES" Below to Nominate LIC	2012-2016 Tract Poverty Rate	2012-2016 Tract Median Family Income	2012-2016 State Median Family Income	2012-2016 Core Based Statistical Area (CBSA) Median Family Income	Metro/Non-Metro
New York	36085027704						
New York	36085027705						
New York	36085027706						
New York	36085027900						
New York	36085029102						
New York	36085029103						
New York	36085029104						
New York	36085030301						
New York	36085030302						
New York	36085031901						
New York	36085031902						
New York	36085032300						
New York	36085990100						
New York	36087010101						
New York	36087010102						
New York	36087010200						
New York	36087010501						
New York	36087010502						
New York	36087010503						
New York	36087010601						
New York	36087010602						
New York	36087010701						
New York	36087010702						
New York	36087010703						
New York	36087010801						
New York	36087010802						
New York	36087010803						
New York	36087010804						
New York	36087010901						
New York	36087010902						
New York	36087011000						
New York	36087011101						
New York	36087011102						
New York	36087011200						
New York	36087011301						
New York	36087011302						
New York	36087011303						
New York	36087011401						
New York	36087011403						
New York	36087011404						
New York	36087011405						
New York	36087011501						
New York	36087011502						
New York	36087011504						
New York	36087011505						
New York	36087011506						
New York	36087011601						
New York	36087011602						

AMERICAN OVERSIGHT

State	2012-2016 ACS LIC Tract	Enter "YES" Below to Nominate LIC	2012-2016 Tract Poverty Rate	2012-2016 Tract Median Family Income	2012-2016 State Median Family Income	2012-2016 Core Based Statistical Area (CBSA) Median Family Income	Metro/Non-Metro
New York	36087011603						
New York	36087011700						
New York	36087011800						
New York	36087011901						
New York	36087011902						
New York	36087012000						
New York	36087012101						
New York	36087012102						
New York	36087012103						
New York	36087012105						
New York	36087012106						
New York	36087012202						
New York	36087012203						
New York	36087012204						
New York	36087012300						
New York	36087012401						
New York	36087012402						
New York	36087012501						
New York	36087012502						
New York	36087012600						
New York	36087012700						
New York	36087012800						
New York	36087013001						
New York	36087013002						
New York	36087013003						
New York	36087013100						
New York	36087013200						
New York	36087013300						
New York	36087013401						
New York	36087013402						
New York	36089490100						
New York	36089490200						
New York	36089490300						
New York	36089490400						
New York	36089490500						
New York	36089490600						
New York	36089490700						
New York	36089490800						
New York	36089490900						
New York	36089491000						
New York	36089491100						
New York	36089491200						
New York	36089491300						
New York	36089491400						
New York	36089491500						
New York	36089491600						
New York	36089491700						
New York	36089491800						

AMERICAN OVERSIGHT

State	2012-2016 ACS LIC Tract	Enter "YES" Below to Nominate LIC	2012-2016 Tract Poverty Rate	2012-2016 Tract Median Family Income	2012-2016 State Median Family Income	2012-2016 Core Based Statistical Area (CBSA) Median Family Income	Metro/Non-Metro
New York	36089491900						
New York	36089492000						
New York	36089492100						
New York	36089492300						
New York	36089492400						
New York	36089492500						
New York	36089492600						
New York	36089492700						
New York	36089492800						
New York	36089492900						
New York	36091060101						
New York	36091060102						
New York	36091060200						
New York	36091060300						
New York	36091060400						
New York	36091060501						
New York	36091060502						
New York	36091060503						
New York	36091060601						
New York	36091060602						
New York	36091060701						
New York	36091060702						
New York	36091060800						
New York	36091060901						
New York	36091060902						
New York	36091061000						
New York	36091061100						
New York	36091061200						
New York	36091061301						
New York	36091061302						
New York	36091061303						
New York	36091061401						
New York	36091061403						
New York	36091061404						
New York	36091061500						
New York	36091061600						
New York	36091061701						
New York	36091061702						
New York	36091061800						
New York	36091061901						
New York	36091061903						
New York	36091062000						
New York	36091062100						
New York	36091062200						
New York	36091062300						
New York	36091062403						
New York	36091062404						
New York	36091062405						

AMERICAN OVERSIGHT

State	2012-2016 ACS LIC Tract	Enter "YES" Below to Nominate LIC	2012-2016 Tract Poverty Rate	2012-2016 Tract Median Family Income	2012-2016 State Median Family Income	2012-2016 Core Based Statistical Area (CBSA) Median Family Income	Metro/Non-Metro
New York	36091062406						
New York	36091062501						
New York	36091062503						
New York	36091062505						
New York	36091062506						
New York	36091062507						
New York	36091062508						
New York	36091062509						
New York	36091062601						
New York	36091062602						
New York	36091062700						
New York	36091062800						
New York	36093020101						
New York	36093020102						
New York	36093020200						
New York	36093020300						
New York	36093020500						
New York	36093020600						
New York	36093020700						
New York	36093020800						
New York	36093020900						
New York	36093021001						
New York	36093021002						
New York	36093021200						
New York	36093021400						
New York	36093021500						
New York	36093021600						
New York	36093021700						
New York	36093021800						
New York	36093031900						
New York	36093032000						
New York	36093032101						
New York	36093032102						
New York	36093032200						
New York	36093032300						
New York	36093032402						
New York	36093032403						
New York	36093032404						
New York	36093032502						
New York	36093032503						
New York	36093032504						
New York	36093032601						
New York	36093032602						
New York	36093032700						
New York	36093032901						
New York	36093032902						
New York	36093033002						
New York	36093033003						

AMERICAN OVERSIGHT

State	2012-2016 ACS LIC Tract	Enter "YES" Below to Nominate LIC	2012-2016 Tract Poverty Rate	2012-2016 Tract Median Family Income	2012-2016 State Median Family Income	2012-2016 Core Based Statistical Area (CBSA) Median Family Income	Metro/Non-Metro
New York	36093033004						
New York	36093033101						
New York	36093033102						
New York	36093033200						
New York	36093033300						
New York	36093033400						
New York	36093033500						
New York	36095740100						
New York	36095740200						
New York	36095740300						
New York	36095740400						
New York	36095740500						
New York	36095740600						
New York	36095740700						
New York	36095740800						
New York	36097950100						
New York	36097950200						
New York	36097950300						
New York	36097950400						
New York	36097950500						
New York	36099950100						
New York	36099950200						
New York	36099950300						
New York	36099950400						
New York	36099950500						
New York	36099950600						
New York	36099950700						
New York	36099950800						
New York	36099950900						
New York	36099951000						
New York	36101960100						
New York	36101960200						
New York	36101960300						
New York	36101960400						
New York	36101960500						
New York	36101960600						
New York	36101960700						
New York	36101960800						
New York	36101960900						
New York	36101961000						
New York	36101961100						
New York	36101961200						
New York	36101961300						
New York	36101961400						
New York	36101961500						
New York	36101961600						
New York	36101961700						
New York	36101961800						

AMERICAN OVERSIGHT

State	2012-2016 ACS LIC Tract	Enter "YES" Below to Nominate LIC	2012-2016 Tract Poverty Rate	2012-2016 Tract Median Family Income	2012-2016 State Median Family Income	2012-2016 Core Based Statistical Area (CBSA) Median Family Income	Metro/Non-Metro
New York	36101961900						
New York	36101962000						
New York	36101962100						
New York	36101962200						
New York	36101962300						
New York	36101962400						
New York	36101962500						
New York	36101962600						
New York	36101962700						
New York	36101962800						
New York	36101962900						
New York	36101963000						
New York	36103110101						
New York	36103110102						
New York	36103110200						
New York	36103110300						
New York	36103110401						
New York	36103110402						
New York	36103110501						
New York	36103110502						
New York	36103110600						
New York	36103110801						
New York	36103110803						
New York	36103110901						
New York	36103110902						
New York	36103111001						
New York	36103111002						
New York	36103111100						
New York	36103111201						
New York	36103111202						
New York	36103111300						
New York	36103111401						
New York	36103111402						
New York	36103111503						
New York	36103111504						
New York	36103111505						
New York	36103111506						
New York	36103111601						
New York	36103111602						
New York	36103111701						
New York	36103111703						
New York	36103111704						
New York	36103111801						
New York	36103111802						
New York	36103111803						
New York	36103111804						
New York	36103111900						
New York	36103112001						

AMERICAN OVERSIGHT

State	2012-2016 ACS LIC Tract	Enter "YES" Below to Nominate LIC	2012-2016 Tract Poverty Rate	2012-2016 Tract Median Family Income	2012-2016 State Median Family Income	2012-2016 Core Based Statistical Area (CBSA) Median Family Income	Metro/Non-Metro
New York	36103112002						
New York	36103112102						
New York	36103112103						
New York	36103112104						
New York	36103112204						
New York	36103112206						
New York	36103112210						
New York	36103112211						
New York	36103112212						
New York	36103112213						
New York	36103112214						
New York	36103122300						
New York	36103122403						
New York	36103122404						
New York	36103122405						
New York	36103122406						
New York	36103122501						
New York	36103122502						
New York	36103122601						
New York	36103122602						
New York	36103122603						
New York	36103122704						
New York	36103122705						
New York	36103122706						
New York	36103122707						
New York	36103122801						
New York	36103122802						
New York	36103122901						
New York	36103122902						
New York	36103123001						
New York	36103123002						
New York	36103123101						
New York	36103123102						
New York	36103123201						
New York	36103123202						
New York	36103123301						
New York	36103123302						
New York	36103123401						
New York	36103123402						
New York	36103123500						
New York	36103123600						
New York	36103123701						
New York	36103123702						
New York	36103123801						
New York	36103123802						
New York	36103123900						
New York	36103124001						
New York	36103124002						

AMERICAN OVERSIGHT

State	2012-2016 ACS LIC Tract	Enter "YES" Below to Nominate LIC	2012-2016 Tract Poverty Rate	2012-2016 Tract Median Family Income	2012-2016 State Median Family Income	2012-2016 Core Based Statistical Area (CBSA) Median Family Income	Metro/Non-Metro
New York	36103124101						
New York	36103124102						
New York	36103124200						
New York	36103124300						
New York	36103124401						
New York	36103124402						
New York	36103124500						
New York	36103124601						
New York	36103124602						
New York	36103134702						
New York	36103134703						
New York	36103134704						
New York	36103134902						
New York	36103134903						
New York	36103134904						
New York	36103134906						
New York	36103134907						
New York	36103135002						
New York	36103135003						
New York	36103135004						
New York	36103135005						
New York	36103135101						
New York	36103135102						
New York	36103135103						
New York	36103135104						
New York	36103135201						
New York	36103135204						
New York	36103135205						
New York	36103135208						
New York	36103135209						
New York	36103135301						
New York	36103135303						
New York	36103135304						
New York	36103135401						
New York	36103135402						
New York	36103135403						
New York	36103145602						
New York	36103145603						
New York	36103145604						
New York	36103145605						
New York	36103145701						
New York	36103145702						
New York	36103145703						
New York	36103145704						
New York	36103145803						
New York	36103145804						
New York	36103145805						
New York	36103145807						

AMERICAN OVERSIGHT

State	2012-2016 ACS LIC Tract	Enter "YES" Below to Nominate LIC	2012-2016 Tract Poverty Rate	2012-2016 Tract Median Family Income	2012-2016 State Median Family Income	2012-2016 Core Based Statistical Area (CBSA) Median Family Income	Metro/Non-Metro
New York	36103145808						
New York	36103145901						
New York	36103145902						
New York	36103145903						
New York	36103146001						
New York	36103146002						
New York	36103146003						
New York	36103146102						
New York	36103146103						
New York	36103146105						
New York	36103146106						
New York	36103146201						
New York	36103146202						
New York	36103146203						
New York	36103146204						
New York	36103146205						
New York	36103146206						
New York	36103146300						
New York	36103146402						
New York	36103146403						
New York	36103146404						
New York	36103146500						
New York	36103146604						
New York	36103146605						
New York	36103146606						
New York	36103146607						
New York	36103146608						
New York	36103146611						
New York	36103146612						
New York	36103146613						
New York	36103146614						
New York	36103146615						
New York	36103146703						
New York	36103146704						
New York	36103146705						
New York	36103146706						
New York	36103146800						
New York	36103146901						
New York	36103146902						
New York	36103147001						
New York	36103147003						
New York	36103147004						
New York	36103147100						
New York	36103147200						
New York	36103147300						
New York	36103147401						
New York	36103147402						
New York	36103147501						

AMERICAN OVERSIGHT

State	2012-2016 ACS LIC Tract	Enter "YES" Below to Nominate LIC	2012-2016 Tract Poverty Rate	2012-2016 Tract Median Family Income	2012-2016 State Median Family Income	2012-2016 Core Based Statistical Area (CBSA) Median Family Income	Metro/Non-Metro
New York	36103147502						
New York	36103147503						
New York	36103147601						
New York	36103147602						
New York	36103147701						
New York	36103147702						
New York	36103147802						
New York	36103147803						
New York	36103147804						
New York	36103147901						
New York	36103147902						
New York	36103158001						
New York	36103158002						
New York	36103158006						
New York	36103158007						
New York	36103158009						
New York	36103158010						
New York	36103158011						
New York	36103158102						
New York	36103158103						
New York	36103158104						
New York	36103158107						
New York	36103158108						
New York	36103158110						
New York	36103158111						
New York	36103158112						
New York	36103158114						
New York	36103158115						
New York	36103158116						
New York	36103158202						
New York	36103158203						
New York	36103158205						
New York	36103158206						
New York	36103158207						
New York	36103158304						
New York	36103158306						
New York	36103158308						
New York	36103158309						
New York	36103158310						
New York	36103158315						
New York	36103158317						
New York	36103158318						
New York	36103158319						
New York	36103158320						
New York	36103158321						
New York	36103158322						
New York	36103158323						
New York	36103158401						

AMERICAN OVERSIGHT

State	2012-2016 ACS LIC Tract	Enter "YES" Below to Nominate LIC	2012-2016 Tract Poverty Rate	2012-2016 Tract Median Family Income	2012-2016 State Median Family Income	2012-2016 Core Based Statistical Area (CBSA) Median Family Income	Metro/Non-Metro
New York	36103158402						
New York	36103158403						
New York	36103158405						
New York	36103158407						
New York	36103158408						
New York	36103158409						
New York	36103158410						
New York	36103158502						
New York	36103158505						
New York	36103158506						
New York	36103158507						
New York	36103158508						
New York	36103158509						
New York	36103158510						
New York	36103158511						
New York	36103158512						
New York	36103158604						
New York	36103158605						
New York	36103158606						
New York	36103158607						
New York	36103158608						
New York	36103158609						
New York	36103158704						
New York	36103158705						
New York	36103158707						
New York	36103158708						
New York	36103158709						
New York	36103158710						
New York	36103158711						
New York	36103158712						
New York	36103158802						
New York	36103158803						
New York	36103158804						
New York	36103158900						
New York	36103159000						
New York	36103159102						
New York	36103159103						
New York	36103159105						
New York	36103159106						
New York	36103159107						
New York	36103159108						
New York	36103159201						
New York	36103159203						
New York	36103159204						
New York	36103159300						
New York	36103159404						
New York	36103159406						
New York	36103159407						

AMERICAN OVERSIGHT

State	2012-2016 ACS LIC Tract	Enter "YES" Below to Nominate LIC	2012-2016 Tract Poverty Rate	2012-2016 Tract Median Family Income	2012-2016 State Median Family Income	2012-2016 Core Based Statistical Area (CBSA) Median Family Income	Metro/Non-Metro
New York	36103159408						
New York	36103159410						
New York	36103159411						
New York	36103159412						
New York	36103159505						
New York	36103159506						
New York	36103159508						
New York	36103159509						
New York	36103159510						
New York	36103159511						
New York	36103159512						
New York	36103159601						
New York	36103159602						
New York	36103169701						
New York	36103169703						
New York	36103169704						
New York	36103169800						
New York	36103169901						
New York	36103169902						
New York	36103170001						
New York	36103170002						
New York	36103170101						
New York	36103170201						
New York	36103170202						
New York	36103180300						
New York	36103190401						
New York	36103190402						
New York	36103190403						
New York	36103190502						
New York	36103190503						
New York	36103190504						
New York	36103190601						
New York	36103190603						
New York	36103190604						
New York	36103190704						
New York	36103190705						
New York	36103190706						
New York	36103190707						
New York	36103190708						
New York	36103190800						
New York	36103200901						
New York	36103200902						
New York	36103201001						
New York	36103201003						
New York	36103201004						
New York	36103201100						
New York	36103990100						
New York	36105950100						

AMERICAN OVERSIGHT

State	2012-2016 ACS LIC Tract	Enter "YES" Below to Nominate LIC	2012-2016 Tract Poverty Rate	2012-2016 Tract Median Family Income	2012-2016 State Median Family Income	2012-2016 Core Based Statistical Area (CBSA) Median Family Income	Metro/Non-Metro
New York	36105950200						
New York	36105950300						
New York	36105950400						
New York	36105950500						
New York	36105950600						
New York	36105950700						
New York	36105950800						
New York	36105950900						
New York	36105951000						
New York	36105951100						
New York	36105951200						
New York	36105951300						
New York	36105951500						
New York	36105951600						
New York	36105951700						
New York	36105951800						
New York	36105951900						
New York	36105952000						
New York	36105952100						
New York	36105952200						
New York	36105952300						
New York	36105952400						
New York	36105952500						
New York	36107020100						
New York	36107020200						
New York	36107020300						
New York	36107020401						
New York	36107020402						
New York	36107020500						
New York	36107020600						
New York	36107020701						
New York	36107020702						
New York	36107020703						
New York	36109000100						
New York	36109000200						
New York	36109000300						
New York	36109000400						
New York	36109000500						
New York	36109000600						
New York	36109000700						
New York	36109000800						
New York	36109000900						
New York	36109001000						
New York	36109001100						
New York	36109001200						
New York	36109001300						
New York	36109001400						
New York	36109001500						

AMERICAN OVERSIGHT

State	2012-2016 ACS LIC Tract	Enter "YES" Below to Nominate LIC	2012-2016 Tract Poverty Rate	2012-2016 Tract Median Family Income	2012-2016 State Median Family Income	2012-2016 Core Based Statistical Area (CBSA) Median Family Income	Metro/Non-Metro
New York	36109001600						
New York	36109001700						
New York	36109001800						
New York	36109001900						
New York	36109002000						
New York	36109002100						
New York	36109002200						
New York	36109002300						
New York	36111950100						
New York	36111950200						
New York	36111950300						
New York	36111950400						
New York	36111950500						
New York	36111950600						
New York	36111950900						
New York	36111951000						
New York	36111951100						
New York	36111951200						
New York	36111951300						
New York	36111951400						
New York	36111951500						
New York	36111951600						
New York	36111951700						
New York	36111951800						
New York	36111951900						
New York	36111952000						
New York	36111952100						
New York	36111952200						
New York	36111952300						
New York	36111952400						
New York	36111952500						
New York	36111952600						
New York	36111952700						
New York	36111952800						
New York	36111952900						
New York	36111953000						
New York	36111953300						
New York	36111953400						
New York	36111953500						
New York	36111953600						
New York	36111953700						
New York	36111953800						
New York	36111953900						
New York	36111954000						
New York	36111954100						
New York	36111954200						
New York	36111954400						
New York	36111954500						

AMERICAN OVERSIGHT

State	2012-2016 ACS LIC Tract	Enter "YES" Below to Nominate LIC	2012-2016 Tract Poverty Rate	2012-2016 Tract Median Family Income	2012-2016 State Median Family Income	2012-2016 Core Based Statistical Area (CBSA) Median Family Income	Metro/Non-Metro
New York	36111954600						
New York	36111954700						
New York	36111954800						
New York	36111954900						
New York	36111955000						
New York	36111955300						
New York	36111955400						
New York	36113070100						
New York	36113070200						
New York	36113070300						
New York	36113070400						
New York	36113070500						
New York	36113070601						
New York	36113070602						
New York	36113070701						
New York	36113070702						
New York	36113070800						
New York	36113070900						
New York	36113071000						
New York	36113072000						
New York	36113073000						
New York	36113073500						
New York	36113074000						
New York	36113075000						
New York	36113076000						
New York	36113078000						
New York	36115080100						
New York	36115080200						
New York	36115080300						
New York	36115081000						
New York	36115082001						
New York	36115082002						
New York	36115084000						
New York	36115085000						
New York	36115086000						
New York	36115087000						
New York	36115088000						
New York	36115089000						
New York	36115090000						
New York	36115091000						
New York	36115092000						
New York	36115093000						
New York	36115094000						
New York	36117020101						
New York	36117020102						
New York	36117020201						
New York	36117020202						
New York	36117020301						

AMERICAN OVERSIGHT

State	2012-2016 ACS LIC Tract	Enter "YES" Below to Nominate LIC	2012-2016 Tract Poverty Rate	2012-2016 Tract Median Family Income	2012-2016 State Median Family Income	2012-2016 Core Based Statistical Area (CBSA) Median Family Income	Metro/Non-Metro
New York	36117020302						
New York	36117020401						
New York	36117020402						
New York	36117020500						
New York	36117020600						
New York	36117020700						
New York	36117020800						
New York	36117020900						
New York	36117021000						
New York	36117021100						
New York	36117021200						
New York	36117021400						
New York	36117021501						
New York	36117021502						
New York	36117021600						
New York	36117021700						
New York	36117021800						
New York	36117990100						
New York	36119000101						
New York	36119000103						
New York	36119000104						
New York	36119000201						
New York	36119000202						
New York	36119000203						
New York	36119000300						
New York	36119000401						
New York	36119000402						
New York	36119000500						
New York	36119000600						
New York	36119000701						
New York	36119000702						
New York	36119000801						
New York	36119000802						
New York	36119000803						
New York	36119000900						
New York	36119001000						
New York	36119001101						
New York	36119001102						
New York	36119001200						
New York	36119001301						
New York	36119001302						
New York	36119001303						
New York	36119001401						
New York	36119001402						
New York	36119001403						
New York	36119001502						
New York	36119001503						
New York	36119001504						

AMERICAN OVERSIGHT

State	2012-2016 ACS LIC Tract	Enter "YES" Below to Nominate LIC	2012-2016 Tract Poverty Rate	2012-2016 Tract Median Family Income	2012-2016 State Median Family Income	2012-2016 Core Based Statistical Area (CBSA) Median Family Income	Metro/Non-Metro
New York	36119001505						
New York	36119001600						
New York	36119001700						
New York	36119001800						
New York	36119001900						
New York	36119002000						
New York	36119002101						
New York	36119002103						
New York	36119002104						
New York	36119002105						
New York	36119002106						
New York	36119002107						
New York	36119002201						
New York	36119002202						
New York	36119002203						
New York	36119002204						
New York	36119002300						
New York	36119002401						
New York	36119002402						
New York	36119002403						
New York	36119002404						
New York	36119002405						
New York	36119002600						
New York	36119002700						
New York	36119002800						
New York	36119002900						
New York	36119003000						
New York	36119003100						
New York	36119003200						
New York	36119003300						
New York	36119003400						
New York	36119003500						
New York	36119003600						
New York	36119003700						
New York	36119003800						
New York	36119003900						
New York	36119004000						
New York	36119004100						
New York	36119004200						
New York	36119004300						
New York	36119004400						
New York	36119004500						
New York	36119004600						
New York	36119004700						
New York	36119004800						
New York	36119004900						
New York	36119005001						
New York	36119005002						

AMERICAN OVERSIGHT

State	2012-2016 ACS LIC Tract	Enter "YES" Below to Nominate LIC	2012-2016 Tract Poverty Rate	2012-2016 Tract Median Family Income	2012-2016 State Median Family Income	2012-2016 Core Based Statistical Area (CBSA) Median Family Income	Metro/Non-Metro
New York	36119005100						
New York	36119005200						
New York	36119005300						
New York	36119005400						
New York	36119005500						
New York	36119005600						
New York	36119005701						
New York	36119005702						
New York	36119005800						
New York	36119005901						
New York	36119005902						
New York	36119006000						
New York	36119006100						
New York	36119006200						
New York	36119006300						
New York	36119006400						
New York	36119006500						
New York	36119006600						
New York	36119006700						
New York	36119006801						
New York	36119006802						
New York	36119006900						
New York	36119007000						
New York	36119007100						
New York	36119007200						
New York	36119007300						
New York	36119007401						
New York	36119007402						
New York	36119007500						
New York	36119007600						
New York	36119007700						
New York	36119007800						
New York	36119007900						
New York	36119008000						
New York	36119008100						
New York	36119008200						
New York	36119008301						
New York	36119008302						
New York	36119008401						
New York	36119008403						
New York	36119008404						
New York	36119008500						
New York	36119008602						
New York	36119008700						
New York	36119008800						
New York	36119008901						
New York	36119008902						
New York	36119009000						

AMERICAN OVERSIGHT

State	2012-2016 ACS LIC Tract	Enter "YES" Below to Nominate LIC	2012-2016 Tract Poverty Rate	2012-2016 Tract Median Family Income	2012-2016 State Median Family Income	2012-2016 Core Based Statistical Area (CBSA) Median Family Income	Metro/Non-Metro
New York	36119009100						
New York	36119009200						
New York	36119009300						
New York	36119009400						
New York	36119009500						
New York	36119009600						
New York	36119009701						
New York	36119009702						
New York	36119009703						
New York	36119009800						
New York	36119009900						
New York	36119010000						
New York	36119010100						
New York	36119010200						
New York	36119010300						
New York	36119010400						
New York	36119010500						
New York	36119010600						
New York	36119010701						
New York	36119010702						
New York	36119010801						
New York	36119010803						
New York	36119010804						
New York	36119010901						
New York	36119010902						
New York	36119010903						
New York	36119011000						
New York	36119011101						
New York	36119011102						
New York	36119011200						
New York	36119011300						
New York	36119011400						
New York	36119011500						
New York	36119011600						
New York	36119011700						
New York	36119011800						
New York	36119011902						
New York	36119012000						
New York	36119012101						
New York	36119012102						
New York	36119012200						
New York	36119012301						
New York	36119012303						
New York	36119012304						
New York	36119012400						
New York	36119012501						
New York	36119012502						
New York	36119012503						

AMERICAN OVERSIGHT

State	2012-2016 ACS LIC Tract	Enter "YES" Below to Nominate LIC	2012-2016 Tract Poverty Rate	2012-2016 Tract Median Family Income	2012-2016 State Median Family Income	2012-2016 Core Based Statistical Area (CBSA) Median Family Income	Metro/Non-Metro
New York	36119012600						
New York	36119012700						
New York	36119012802						
New York	36119012900						
New York	36119013000						
New York	36119013102						
New York	36119013103						
New York	36119013104						
New York	36119013201						
New York	36119013202						
New York	36119013301						
New York	36119013304						
New York	36119013400						
New York	36119013500						
New York	36119013600						
New York	36119013700						
New York	36119013800						
New York	36119013900						
New York	36119014000						
New York	36119014100						
New York	36119014200						
New York	36119014300						
New York	36119014400						
New York	36119014500						
New York	36119014604						
New York	36119014605						
New York	36119014606						
New York	36119014607						
New York	36119014701						
New York	36119014703						
New York	36119014704						
New York	36119014804						
New York	36119014805						
New York	36119014806						
New York	36119014808						
New York	36119014809						
New York	36119014810						
New York	36119014811						
New York	36119014901						
New York	36119014903						
New York	36119014907						
New York	36119014908						
New York	36119014909						
New York	36119015000						
New York	36119981000						
New York	36119982000						
New York	36119983000						
New York	36119984000						

AMERICAN OVERSIGHT

State	2012-2016 ACS LIC Tract	Enter "YES" Below to Nominate LIC	2012-2016 Tract Poverty Rate	2012-2016 Tract Median Family Income	2012-2016 State Median Family Income	2012-2016 Core Based Statistical Area (CBSA) Median Family Income	Metro/Non-Metro
New York	36119985000						
New York	36121970100						
New York	36121970200						
New York	36121970300						
New York	36121970400						
New York	36121970500						
New York	36121970600						
New York	36121970700						
New York	36121970800						
New York	36121970900						
New York	36121971000						
New York	36121971100						
New York	36123150100						
New York	36123150200						
New York	36123150300						
New York	36123150400						
New York	36123150500						
North Carolina	37001020100						
North Carolina	37001020200						
North Carolina	37001020300						
North Carolina	37001020400						
North Carolina	37001020501						
North Carolina	37001020502						
North Carolina	37001020601						
North Carolina	37001020602						
North Carolina	37001020701						
North Carolina	37001020702						
North Carolina	37001020801						
North Carolina	37001020802						
North Carolina	37001020901						
North Carolina	37001020902						
North Carolina	37001021000						
North Carolina	37001021101						
North Carolina	37001021102						
North Carolina	37001021201						
North Carolina	37001021204						
North Carolina	37001021205						
North Carolina	37001021206						
North Carolina	37001021207						
North Carolina	37001021300						
North Carolina	37001021400						
North Carolina	37001021500						
North Carolina	37001021600						
North Carolina	37001021701						
North Carolina	37001021702						
North Carolina	37001021703						
North Carolina	37001021801						
North Carolina	37001021802						

AMERICAN OVERSIGHT

State	2012-2016 ACS LIC Tract	Enter "YES" Below to Nominate LIC	2012-2016 Tract Poverty Rate	2012-2016 Tract Median Family Income	2012-2016 State Median Family Income	2012-2016 Core Based Statistical Area (CBSA) Median Family Income	Metro/Non-Metro
North Carolina	37001021803						
North Carolina	37001021901						
North Carolina	37001021902						
North Carolina	37001022001						
North Carolina	37001022002						
North Carolina	37003040100						
North Carolina	37003040200						
North Carolina	37003040300						
North Carolina	37003040400						
North Carolina	37003040500						
North Carolina	37003040600						
North Carolina	37003040700						
North Carolina	37005950100						
North Carolina	37005950200						
North Carolina	37005950300						
North Carolina	37007920100						
North Carolina	37007920200						
North Carolina	37007920300						
North Carolina	37007920400						
North Carolina	37007920500						
North Carolina	37007920600						
North Carolina	37009970200						
North Carolina	37009970300						
North Carolina	37009970400						
North Carolina	37009970500						
North Carolina	37009970700						
North Carolina	37009970800						
North Carolina	37011930100						
North Carolina	37011930200						
North Carolina	37011930301						
North Carolina	37011930302						
North Carolina	37011930400						
North Carolina	37013930100						
North Carolina	37013930200						
North Carolina	37013930300						
North Carolina	37013930400						
North Carolina	37013930501						
North Carolina	37013930502						
North Carolina	37013930600						
North Carolina	37013930700						
North Carolina	37013930800						
North Carolina	37013930900						
North Carolina	37013931000						
North Carolina	37015960100						
North Carolina	37015960200						
North Carolina	37015960300						
North Carolina	37015960400						
North Carolina	37017950100						

AMERICAN OVERSIGHT

State	2012-2016 ACS LIC Tract	Enter "YES" Below to Nominate LIC	2012-2016 Tract Poverty Rate	2012-2016 Tract Median Family Income	2012-2016 State Median Family Income	2012-2016 Core Based Statistical Area (CBSA) Median Family Income	Metro/Non-Metro
North Carolina	37017950200						
North Carolina	37017950300						
North Carolina	37017950400						
North Carolina	37017950500						
North Carolina	37017950600						
North Carolina	37019020101						
North Carolina	37019020102						
North Carolina	37019020103						
North Carolina	37019020104						
North Carolina	37019020201						
North Carolina	37019020202						
North Carolina	37019020203						
North Carolina	37019020204						
North Carolina	37019020303						
North Carolina	37019020304						
North Carolina	37019020305						
North Carolina	37019020306						
North Carolina	37019020307						
North Carolina	37019020308						
North Carolina	37019020309						
North Carolina	37019020310						
North Carolina	37019020402						
North Carolina	37019020403						
North Carolina	37019020404						
North Carolina	37019020405						
North Carolina	37019020504						
North Carolina	37019020505						
North Carolina	37019020506						
North Carolina	37019020507						
North Carolina	37019020508						
North Carolina	37019020509						
North Carolina	37019020510						
North Carolina	37019020511						
North Carolina	37019020512						
North Carolina	37019020601						
North Carolina	37019020602						
North Carolina	37019020603						
North Carolina	37019990100						
North Carolina	37021000100						
North Carolina	37021000200						
North Carolina	37021000300						
North Carolina	37021000400						
North Carolina	37021000500						
North Carolina	37021000600						
North Carolina	37021000700						
North Carolina	37021000800						
North Carolina	37021000900						
North Carolina	37021001000						

AMERICAN OVERSIGHT

State	2012-2016 ACS LIC Tract	Enter "YES" Below to Nominate LIC	2012-2016 Tract Poverty Rate	2012-2016 Tract Median Family Income	2012-2016 State Median Family Income	2012-2016 Core Based Statistical Area (CBSA) Median Family Income	Metro/Non-Metro
North Carolina	37021001100						
North Carolina	37021001200						
North Carolina	37021001300						
North Carolina	37021001400						
North Carolina	37021001500						
North Carolina	37021001600						
North Carolina	37021001700						
North Carolina	37021001801						
North Carolina	37021001802						
North Carolina	37021001900						
North Carolina	37021002000						
North Carolina	37021002101						
North Carolina	37021002102						
North Carolina	37021002203						
North Carolina	37021002204						
North Carolina	37021002205						
North Carolina	37021002206						
North Carolina	37021002301						
North Carolina	37021002302						
North Carolina	37021002401						
North Carolina	37021002402						
North Carolina	37021002503						
North Carolina	37021002504						
North Carolina	37021002505						
North Carolina	37021002506						
North Carolina	37021002603						
North Carolina	37021002604						
North Carolina	37021002605						
North Carolina	37021002606						
North Carolina	37021002607						
North Carolina	37021002701						
North Carolina	37021002702						
North Carolina	37021002703						
North Carolina	37021002803						
North Carolina	37021002804						
North Carolina	37021002900						
North Carolina	37021003001						
North Carolina	37021003002						
North Carolina	37021003102						
North Carolina	37021003103						
North Carolina	37021003104						
North Carolina	37021003201						
North Carolina	37021003202						
North Carolina	37021003203						
North Carolina	37021003204						
North Carolina	37021003205						
North Carolina	37023020100						
North Carolina	37023020201						

AMERICAN OVERSIGHT

State	2012-2016 ACS LIC Tract	Enter "YES" Below to Nominate LIC	2012-2016 Tract Poverty Rate	2012-2016 Tract Median Family Income	2012-2016 State Median Family Income	2012-2016 Core Based Statistical Area (CBSA) Median Family Income	Metro/Non-Metro
North Carolina	37023020202						
North Carolina	37023020301						
North Carolina	37023020302						
North Carolina	37023020500						
North Carolina	37023020600						
North Carolina	37023020801						
North Carolina	37023020802						
North Carolina	37023020900						
North Carolina	37023021000						
North Carolina	37023021100						
North Carolina	37023021201						
North Carolina	37023021202						
North Carolina	37023021203						
North Carolina	37023021301						
North Carolina	37023021302						
North Carolina	37023021400						
North Carolina	37025040500						
North Carolina	37025040600						
North Carolina	37025040701						
North Carolina	37025040702						
North Carolina	37025040703						
North Carolina	37025040800						
North Carolina	37025040900						
North Carolina	37025041000						
North Carolina	37025041100						
North Carolina	37025041200						
North Carolina	37025041301						
North Carolina	37025041302						
North Carolina	37025041303						
North Carolina	37025041501						
North Carolina	37025041502						
North Carolina	37025041503						
North Carolina	37025041601						
North Carolina	37025041602						
North Carolina	37025041701						
North Carolina	37025041702						
North Carolina	37025041901						
North Carolina	37025041902						
North Carolina	37025042000						
North Carolina	37025042101						
North Carolina	37025042102						
North Carolina	37025042200						
North Carolina	37025042300						
North Carolina	37025042401						
North Carolina	37025042402						
North Carolina	37025042501						
North Carolina	37025042502						
North Carolina	37025042503						

AMERICAN OVERSIGHT

State	2012-2016 ACS LIC Tract	Enter "YES" Below to Nominate LIC	2012-2016 Tract Poverty Rate	2012-2016 Tract Median Family Income	2012-2016 State Median Family Income	2012-2016 Core Based Statistical Area (CBSA) Median Family Income	Metro/Non-Metro
North Carolina	37025042504						
North Carolina	37025042601						
North Carolina	37025042602						
North Carolina	37025042603						
North Carolina	37025042604						
North Carolina	37027030100						
North Carolina	37027030200						
North Carolina	37027030300						
North Carolina	37027030400						
North Carolina	37027030500						
North Carolina	37027030600						
North Carolina	37027030700						
North Carolina	37027030800						
North Carolina	37027030900						
North Carolina	37027031000						
North Carolina	37027031100						
North Carolina	37027031201						
North Carolina	37027031202						
North Carolina	37027031300						
North Carolina	37027031401						
North Carolina	37027031402						
North Carolina	37027031403						
North Carolina	37029950101						
North Carolina	37029950102						
North Carolina	37031970101						
North Carolina	37031970102						
North Carolina	37031970103						
North Carolina	37031970200						
North Carolina	37031970301						
North Carolina	37031970302						
North Carolina	37031970303						
North Carolina	37031970304						
North Carolina	37031970401						
North Carolina	37031970402						
North Carolina	37031970403						
North Carolina	37031970501						
North Carolina	37031970502						
North Carolina	37031970503						
North Carolina	37031970504						
North Carolina	37031970601						
North Carolina	37031970602						
North Carolina	37031970603						
North Carolina	37031970604						
North Carolina	37031970605						
North Carolina	37031970701						
North Carolina	37031970702						
North Carolina	37031970703						
North Carolina	37031970704						

AMERICAN OVERSIGHT

State	2012-2016 ACS LIC Tract	Enter "YES" Below to Nominate LIC	2012-2016 Tract Poverty Rate	2012-2016 Tract Median Family Income	2012-2016 State Median Family Income	2012-2016 Core Based Statistical Area (CBSA) Median Family Income	Metro/Non-Metro
North Carolina	37031970801						
North Carolina	37031970802						
North Carolina	37031970803						
North Carolina	37031970804						
North Carolina	37031970805						
North Carolina	37031970901						
North Carolina	37031970902						
North Carolina	37031970903						
North Carolina	37031971001						
North Carolina	37031971002						
North Carolina	37031971101						
North Carolina	37031971102						
North Carolina	37031980100						
North Carolina	37031990100						
North Carolina	37031990200						
North Carolina	37033930100						
North Carolina	37033930200						
North Carolina	37033930300						
North Carolina	37033930400						
North Carolina	37033930500						
North Carolina	37033930600						
North Carolina	37035010101						
North Carolina	37035010102						
North Carolina	37035010201						
North Carolina	37035010202						
North Carolina	37035010301						
North Carolina	37035010302						
North Carolina	37035010303						
North Carolina	37035010304						
North Carolina	37035010401						
North Carolina	37035010402						
North Carolina	37035010501						
North Carolina	37035010502						
North Carolina	37035010600						
North Carolina	37035010700						
North Carolina	37035010900						
North Carolina	37035011000						
North Carolina	37035011101						
North Carolina	37035011102						
North Carolina	37035011200						
North Carolina	37035011300						
North Carolina	37035011401						
North Carolina	37035011402						
North Carolina	37035011501						
North Carolina	37035011503						
North Carolina	37035011504						
North Carolina	37035011601						
North Carolina	37035011602						

AMERICAN OVERSIGHT

State	2012-2016 ACS LIC Tract	Enter "YES" Below to Nominate LIC	2012-2016 Tract Poverty Rate	2012-2016 Tract Median Family Income	2012-2016 State Median Family Income	2012-2016 Core Based Statistical Area (CBSA) Median Family Income	Metro/Non-Metro
North Carolina	37035011701						
North Carolina	37035011702						
North Carolina	37035011801						
North Carolina	37035011802						
North Carolina	37037020103						
North Carolina	37037020104						
North Carolina	37037020105						
North Carolina	37037020106						
North Carolina	37037020200						
North Carolina	37037020300						
North Carolina	37037020401						
North Carolina	37037020402						
North Carolina	37037020500						
North Carolina	37037020600						
North Carolina	37037020701						
North Carolina	37037020702						
North Carolina	37037020800						
North Carolina	37039930100						
North Carolina	37039930200						
North Carolina	37039930300						
North Carolina	37039930400						
North Carolina	37039930500						
North Carolina	37039930601						
North Carolina	37039930602						
North Carolina	37041930101						
North Carolina	37041930102						
North Carolina	37041930200						
North Carolina	37043950100						
North Carolina	37043950200						
North Carolina	37045950101						
North Carolina	37045950102						
North Carolina	37045950200						
North Carolina	37045950301						
North Carolina	37045950302						
North Carolina	37045950400						
North Carolina	37045950500						
North Carolina	37045950601						
North Carolina	37045950602						
North Carolina	37045950700						
North Carolina	37045950800						
North Carolina	37045950900						
North Carolina	37045951000						
North Carolina	37045951100						
North Carolina	37045951200						
North Carolina	37045951300						
North Carolina	37045951400						
North Carolina	37045951501						
North Carolina	37045951502						

AMERICAN OVERSIGHT

State	2012-2016 ACS LIC Tract	Enter "YES" Below to Nominate LIC	2012-2016 Tract Poverty Rate	2012-2016 Tract Median Family Income	2012-2016 State Median Family Income	2012-2016 Core Based Statistical Area (CBSA) Median Family Income	Metro/Non-Metro
North Carolina	37045951503						
North Carolina	37045951601						
North Carolina	37045951602						
North Carolina	37047930100						
North Carolina	37047930200						
North Carolina	37047930300						
North Carolina	37047930400						
North Carolina	37047930500						
North Carolina	37047930600						
North Carolina	37047930700						
North Carolina	37047930800						
North Carolina	37047930900						
North Carolina	37047931000						
North Carolina	37047931100						
North Carolina	37047931200						
North Carolina	37047931300						
North Carolina	37049960101						
North Carolina	37049960102						
North Carolina	37049960200						
North Carolina	37049960300						
North Carolina	37049960401						
North Carolina	37049960402						
North Carolina	37049960403						
North Carolina	37049960404						
North Carolina	37049960500						
North Carolina	37049960600						
North Carolina	37049960700						
North Carolina	37049960800						
North Carolina	37049960900						
North Carolina	37049961001						
North Carolina	37049961002						
North Carolina	37049961100						
North Carolina	37049961201						
North Carolina	37049961202						
North Carolina	37049961301						
North Carolina	37049961302						
North Carolina	37049961303						
North Carolina	37051000200						
North Carolina	37051000500						
North Carolina	37051000600						
North Carolina	37051000701						
North Carolina	37051000702						
North Carolina	37051000800						
North Carolina	37051000900						
North Carolina	37051001000						
North Carolina	37051001100						
North Carolina	37051001200						
North Carolina	37051001400						

AMERICAN OVERSIGHT

State	2012-2016 ACS LIC Tract	Enter "YES" Below to Nominate LIC	2012-2016 Tract Poverty Rate	2012-2016 Tract Median Family Income	2012-2016 State Median Family Income	2012-2016 Core Based Statistical Area (CBSA) Median Family Income	Metro/Non-Metro
North Carolina	37051001500						
North Carolina	37051001601						
North Carolina	37051001603						
North Carolina	37051001604						
North Carolina	37051001700						
North Carolina	37051001800						
North Carolina	37051001901						
North Carolina	37051001902						
North Carolina	37051001903						
North Carolina	37051002001						
North Carolina	37051002002						
North Carolina	37051002100						
North Carolina	37051002200						
North Carolina	37051002300						
North Carolina	37051002401						
North Carolina	37051002402						
North Carolina	37051002501						
North Carolina	37051002502						
North Carolina	37051002503						
North Carolina	37051002504						
North Carolina	37051002600						
North Carolina	37051002700						
North Carolina	37051002800						
North Carolina	37051002900						
North Carolina	37051003001						
North Carolina	37051003002						
North Carolina	37051003102						
North Carolina	37051003103						
North Carolina	37051003104						
North Carolina	37051003201						
North Carolina	37051003203						
North Carolina	37051003204						
North Carolina	37051003205						
North Carolina	37051003302						
North Carolina	37051003304						
North Carolina	37051003305						
North Carolina	37051003307						
North Carolina	37051003309						
North Carolina	37051003310						
North Carolina	37051003311						
North Carolina	37051003312						
North Carolina	37051003313						
North Carolina	37051003314						
North Carolina	37051003401						
North Carolina	37051003402						
North Carolina	37051003403						
North Carolina	37051003404						
North Carolina	37051003405						

AMERICAN OVERSIGHT

State	2012-2016 ACS LIC Tract	Enter "YES" Below to Nominate LIC	2012-2016 Tract Poverty Rate	2012-2016 Tract Median Family Income	2012-2016 State Median Family Income	2012-2016 Core Based Statistical Area (CBSA) Median Family Income	Metro/Non-Metro
North Carolina	37051003406						
North Carolina	37051003407						
North Carolina	37051003408						
North Carolina	37051003500						
North Carolina	37051003600						
North Carolina	37051003700						
North Carolina	37051003800						
North Carolina	37051980100						
North Carolina	37051980200						
North Carolina	37053110101						
North Carolina	37053110102						
North Carolina	37053110200						
North Carolina	37053110301						
North Carolina	37053110302						
North Carolina	37053110401						
North Carolina	37053110402						
North Carolina	37053990100						
North Carolina	37055970101						
North Carolina	37055970102						
North Carolina	37055970200						
North Carolina	37055970300						
North Carolina	37055970400						
North Carolina	37055970501						
North Carolina	37055970502						
North Carolina	37055970601						
North Carolina	37055970602						
North Carolina	37055990100						
North Carolina	37055990200						
North Carolina	37057060101						
North Carolina	37057060102						
North Carolina	37057060201						
North Carolina	37057060202						
North Carolina	37057060203						
North Carolina	37057060301						
North Carolina	37057060302						
North Carolina	37057060303						
North Carolina	37057060304						
North Carolina	37057060400						
North Carolina	37057060500						
North Carolina	37057060601						
North Carolina	37057060602						
North Carolina	37057060700						
North Carolina	37057060800						
North Carolina	37057060900						
North Carolina	37057061000						
North Carolina	37057061100						
North Carolina	37057061201						
North Carolina	37057061202						

AMERICAN OVERSIGHT

State	2012-2016 ACS LIC Tract	Enter "YES" Below to Nominate LIC	2012-2016 Tract Poverty Rate	2012-2016 Tract Median Family Income	2012-2016 State Median Family Income	2012-2016 Core Based Statistical Area (CBSA) Median Family Income	Metro/Non-Metro
North Carolina	37057061300						
North Carolina	37057061400						
North Carolina	37057061500						
North Carolina	37057061600						
North Carolina	37057061701						
North Carolina	37057061702						
North Carolina	37057061703						
North Carolina	37057061802						
North Carolina	37057061803						
North Carolina	37057061804						
North Carolina	37057061901						
North Carolina	37057061902						
North Carolina	37057062001						
North Carolina	37057062002						
North Carolina	37059080100						
North Carolina	37059080200						
North Carolina	37059080300						
North Carolina	37059080400						
North Carolina	37059080500						
North Carolina	37059080600						
North Carolina	37059080700						
North Carolina	37061090100						
North Carolina	37061090200						
North Carolina	37061090300						
North Carolina	37061090400						
North Carolina	37061090501						
North Carolina	37061090502						
North Carolina	37061090600						
North Carolina	37061090701						
North Carolina	37061090702						
North Carolina	37061090801						
North Carolina	37061090802						
North Carolina	37063000101						
North Carolina	37063000102						
North Carolina	37063000200						
North Carolina	37063000301						
North Carolina	37063000302						
North Carolina	37063000401						
North Carolina	37063000402						
North Carolina	37063000500						
North Carolina	37063000600						
North Carolina	37063000700						
North Carolina	37063000900						
North Carolina	37063001001						
North Carolina	37063001002						
North Carolina	37063001100						
North Carolina	37063001301						
North Carolina	37063001303						

AMERICAN OVERSIGHT

State	2012-2016 ACS LIC Tract	Enter "YES" Below to Nominate LIC	2012-2016 Tract Poverty Rate	2012-2016 Tract Median Family Income	2012-2016 State Median Family Income	2012-2016 Core Based Statistical Area (CBSA) Median Family Income	Metro/Non-Metro
North Carolina	37063001304						
North Carolina	37063001400						
North Carolina	37063001501						
North Carolina	37063001502						
North Carolina	37063001503						
North Carolina	37063001601						
North Carolina	37063001603						
North Carolina	37063001604						
North Carolina	37063001705						
North Carolina	37063001706						
North Carolina	37063001707						
North Carolina	37063001708						
North Carolina	37063001709						
North Carolina	37063001710						
North Carolina	37063001711						
North Carolina	37063001801						
North Carolina	37063001802						
North Carolina	37063001806						
North Carolina	37063001807						
North Carolina	37063001808						
North Carolina	37063001809						
North Carolina	37063001900						
North Carolina	37063002007						
North Carolina	37063002008						
North Carolina	37063002009						
North Carolina	37063002013						
North Carolina	37063002015						
North Carolina	37063002016						
North Carolina	37063002017						
North Carolina	37063002018						
North Carolina	37063002019						
North Carolina	37063002020						
North Carolina	37063002021						
North Carolina	37063002022						
North Carolina	37063002023						
North Carolina	37063002024						
North Carolina	37063002025						
North Carolina	37063002026						
North Carolina	37063002027						
North Carolina	37063002028						
North Carolina	37063002100						
North Carolina	37063002200						
North Carolina	37063002300						
North Carolina	37063980100						
North Carolina	37065020200						
North Carolina	37065020300						
North Carolina	37065020400						
North Carolina	37065020600						

AMERICAN OVERSIGHT

State	2012-2016 ACS LIC Tract	Enter "YES" Below to Nominate LIC	2012-2016 Tract Poverty Rate	2012-2016 Tract Median Family Income	2012-2016 State Median Family Income	2012-2016 Core Based Statistical Area (CBSA) Median Family Income	Metro/Non-Metro
North Carolina	37065020700						
North Carolina	37065020800						
North Carolina	37065020900						
North Carolina	37065021000						
North Carolina	37065021100						
North Carolina	37065021200						
North Carolina	37065021300						
North Carolina	37065021400						
North Carolina	37065021500						
North Carolina	37065021600						
North Carolina	37067000100						
North Carolina	37067000200						
North Carolina	37067000301						
North Carolina	37067000302						
North Carolina	37067000400						
North Carolina	37067000500						
North Carolina	37067000600						
North Carolina	37067000700						
North Carolina	37067000801						
North Carolina	37067000802						
North Carolina	37067000900						
North Carolina	37067001000						
North Carolina	37067001100						
North Carolina	37067001200						
North Carolina	37067001300						
North Carolina	37067001400						
North Carolina	37067001500						
North Carolina	37067001601						
North Carolina	37067001602						
North Carolina	37067001700						
North Carolina	37067001800						
North Carolina	37067001901						
North Carolina	37067001902						
North Carolina	37067002001						
North Carolina	37067002002						
North Carolina	37067002100						
North Carolina	37067002200						
North Carolina	37067002501						
North Carolina	37067002502						
North Carolina	37067002601						
North Carolina	37067002603						
North Carolina	37067002604						
North Carolina	37067002701						
North Carolina	37067002702						
North Carolina	37067002703						
North Carolina	37067002801						
North Carolina	37067002804						
North Carolina	37067002806						

AMERICAN OVERSIGHT

State	2012-2016 ACS LIC Tract	Enter "YES" Below to Nominate LIC	2012-2016 Tract Poverty Rate	2012-2016 Tract Median Family Income	2012-2016 State Median Family Income	2012-2016 Core Based Statistical Area (CBSA) Median Family Income	Metro/Non-Metro
North Carolina	37067002807						
North Carolina	37067002808						
North Carolina	37067002809						
North Carolina	37067002901						
North Carolina	37067002903						
North Carolina	37067002904						
North Carolina	37067003002						
North Carolina	37067003003						
North Carolina	37067003004						
North Carolina	37067003103						
North Carolina	37067003105						
North Carolina	37067003106						
North Carolina	37067003107						
North Carolina	37067003108						
North Carolina	37067003201						
North Carolina	37067003202						
North Carolina	37067003307						
North Carolina	37067003308						
North Carolina	37067003309						
North Carolina	37067003310						
North Carolina	37067003311						
North Carolina	37067003312						
North Carolina	37067003313						
North Carolina	37067003314						
North Carolina	37067003315						
North Carolina	37067003402						
North Carolina	37067003403						
North Carolina	37067003404						
North Carolina	37067003500						
North Carolina	37067003600						
North Carolina	37067003701						
North Carolina	37067003702						
North Carolina	37067003703						
North Carolina	37067003803						
North Carolina	37067003804						
North Carolina	37067003805						
North Carolina	37067003806						
North Carolina	37067003903						
North Carolina	37067003904						
North Carolina	37067003905						
North Carolina	37067003906						
North Carolina	37067003908						
North Carolina	37067003909						
North Carolina	37067004005						
North Carolina	37067004007						
North Carolina	37067004009						
North Carolina	37067004010						
North Carolina	37067004011						

AMERICAN OVERSIGHT

State	2012-2016 ACS LIC Tract	Enter "YES" Below to Nominate LIC	2012-2016 Tract Poverty Rate	2012-2016 Tract Median Family Income	2012-2016 State Median Family Income	2012-2016 Core Based Statistical Area (CBSA) Median Family Income	Metro/Non-Metro
North Carolina	37067004012						
North Carolina	37067004013						
North Carolina	37067004014						
North Carolina	37067004015						
North Carolina	37067004102						
North Carolina	37067004103						
North Carolina	37067004104						
North Carolina	37069060100						
North Carolina	37069060200						
North Carolina	37069060301						
North Carolina	37069060302						
North Carolina	37069060401						
North Carolina	37069060402						
North Carolina	37069060501						
North Carolina	37069060502						
North Carolina	37069060600						
North Carolina	37069060700						
North Carolina	37069060801						
North Carolina	37069060802						
North Carolina	37071030101						
North Carolina	37071030102						
North Carolina	37071030203						
North Carolina	37071030204						
North Carolina	37071030205						
North Carolina	37071030301						
North Carolina	37071030302						
North Carolina	37071030401						
North Carolina	37071030402						
North Carolina	37071030501						
North Carolina	37071030502						
North Carolina	37071030601						
North Carolina	37071030602						
North Carolina	37071030700						
North Carolina	37071030801						
North Carolina	37071030802						
North Carolina	37071030901						
North Carolina	37071030902						
North Carolina	37071031001						
North Carolina	37071031003						
North Carolina	37071031004						
North Carolina	37071031101						
North Carolina	37071031102						
North Carolina	37071031201						
North Carolina	37071031202						
North Carolina	37071031301						
North Carolina	37071031302						
North Carolina	37071031401						
North Carolina	37071031402						

AMERICAN OVERSIGHT

State	2012-2016 ACS LIC Tract	Enter "YES" Below to Nominate LIC	2012-2016 Tract Poverty Rate	2012-2016 Tract Median Family Income	2012-2016 State Median Family Income	2012-2016 Core Based Statistical Area (CBSA) Median Family Income	Metro/Non-Metro
North Carolina	37071031500						
North Carolina	37071031600						
North Carolina	37071031701						
North Carolina	37071031703						
North Carolina	37071031704						
North Carolina	37071031800						
North Carolina	37071031900						
North Carolina	37071032000						
North Carolina	37071032100						
North Carolina	37071032200						
North Carolina	37071032301						
North Carolina	37071032302						
North Carolina	37071032401						
North Carolina	37071032402						
North Carolina	37071032502						
North Carolina	37071032505						
North Carolina	37071032506						
North Carolina	37071032507						
North Carolina	37071032508						
North Carolina	37071032600						
North Carolina	37071032702						
North Carolina	37071032703						
North Carolina	37071032704						
North Carolina	37071032800						
North Carolina	37071032900						
North Carolina	37071033100						
North Carolina	37071033202						
North Carolina	37071033203						
North Carolina	37071033204						
North Carolina	37071033303						
North Carolina	37071033304						
North Carolina	37071033305						
North Carolina	37071033306						
North Carolina	37071033307						
North Carolina	37071033400						
North Carolina	37071033500						
North Carolina	37073970100						
North Carolina	37073970200						
North Carolina	37073970300						
North Carolina	37075920100						
North Carolina	37075920200						
North Carolina	37075920300						
North Carolina	37077970101						
North Carolina	37077970102						
North Carolina	37077970200						
North Carolina	37077970300						
North Carolina	37077970400						
North Carolina	37077970500						

AMERICAN OVERSIGHT

State	2012-2016 ACS LIC Tract	Enter "YES" Below to Nominate LIC	2012-2016 Tract Poverty Rate	2012-2016 Tract Median Family Income	2012-2016 State Median Family Income	2012-2016 Core Based Statistical Area (CBSA) Median Family Income	Metro/Non-Metro
North Carolina	37077970601						
North Carolina	37077970602						
North Carolina	37077970603						
North Carolina	37077970701						
North Carolina	37077970702						
North Carolina	37077970703						
North Carolina	37077970704						
North Carolina	37079950101						
North Carolina	37079950102						
North Carolina	37079950200						
North Carolina	37079950300						
North Carolina	37081010100						
North Carolina	37081010200						
North Carolina	37081010300						
North Carolina	37081010401						
North Carolina	37081010403						
North Carolina	37081010404						
North Carolina	37081010500						
North Carolina	37081010601						
North Carolina	37081010602						
North Carolina	37081010701						
North Carolina	37081010702						
North Carolina	37081010800						
North Carolina	37081010900						
North Carolina	37081011000						
North Carolina	37081011101						
North Carolina	37081011102						
North Carolina	37081011200						
North Carolina	37081011300						
North Carolina	37081011400						
North Carolina	37081011500						
North Carolina	37081011601						
North Carolina	37081011602						
North Carolina	37081011904						
North Carolina	37081011905						
North Carolina	37081012503						
North Carolina	37081012504						
North Carolina	37081012505						
North Carolina	37081012508						
North Carolina	37081012509						
North Carolina	37081012510						
North Carolina	37081012511						
North Carolina	37081012601						
North Carolina	37081012604						
North Carolina	37081012607						
North Carolina	37081012608						
North Carolina	37081012609						
North Carolina	37081012610						

AMERICAN OVERSIGHT

State	2012-2016 ACS LIC Tract	Enter "YES" Below to Nominate LIC	2012-2016 Tract Poverty Rate	2012-2016 Tract Median Family Income	2012-2016 State Median Family Income	2012-2016 Core Based Statistical Area (CBSA) Median Family Income	Metro/Non-Metro
North Carolina	37081012611						
North Carolina	37081012612						
North Carolina	37081012617						
North Carolina	37081012703						
North Carolina	37081012704						
North Carolina	37081012705						
North Carolina	37081012706						
North Carolina	37081012707						
North Carolina	37081012803						
North Carolina	37081012804						
North Carolina	37081012805						
North Carolina	37081013601						
North Carolina	37081013602						
North Carolina	37081013700						
North Carolina	37081013800						
North Carolina	37081013900						
North Carolina	37081014000						
North Carolina	37081014200						
North Carolina	37081014300						
North Carolina	37081014406						
North Carolina	37081014407						
North Carolina	37081014408						
North Carolina	37081014409						
North Carolina	37081014410						
North Carolina	37081014411						
North Carolina	37081014412						
North Carolina	37081014501						
North Carolina	37081014502						
North Carolina	37081014503						
North Carolina	37081015100						
North Carolina	37081015200						
North Carolina	37081015300						
North Carolina	37081015401						
North Carolina	37081015402						
North Carolina	37081015500						
North Carolina	37081015600						
North Carolina	37081015703						
North Carolina	37081015704						
North Carolina	37081015705						
North Carolina	37081015706						
North Carolina	37081015707						
North Carolina	37081015800						
North Carolina	37081015901						
North Carolina	37081015902						
North Carolina	37081016003						
North Carolina	37081016005						
North Carolina	37081016006						
North Carolina	37081016007						

AMERICAN OVERSIGHT

State	2012-2016 ACS LIC Tract	Enter "YES" Below to Nominate LIC	2012-2016 Tract Poverty Rate	2012-2016 Tract Median Family Income	2012-2016 State Median Family Income	2012-2016 Core Based Statistical Area (CBSA) Median Family Income	Metro/Non-Metro
North Carolina	37081016008						
North Carolina	37081016009						
North Carolina	37081016010						
North Carolina	37081016011						
North Carolina	37081016101						
North Carolina	37081016102						
North Carolina	37081016103						
North Carolina	37081016201						
North Carolina	37081016203						
North Carolina	37081016204						
North Carolina	37081016205						
North Carolina	37081016303						
North Carolina	37081016304						
North Carolina	37081016305						
North Carolina	37081016306						
North Carolina	37081016405						
North Carolina	37081016406						
North Carolina	37081016407						
North Carolina	37081016408						
North Carolina	37081016409						
North Carolina	37081016410						
North Carolina	37081016502						
North Carolina	37081016503						
North Carolina	37081016505						
North Carolina	37081016506						
North Carolina	37081016600						
North Carolina	37081016701						
North Carolina	37081016702						
North Carolina	37081016800						
North Carolina	37081016900						
North Carolina	37081017000						
North Carolina	37081017100						
North Carolina	37081017200						
North Carolina	37081980100						
North Carolina	37083930100						
North Carolina	37083930200						
North Carolina	37083930300						
North Carolina	37083930400						
North Carolina	37083930501						
North Carolina	37083930502						
North Carolina	37083930600						
North Carolina	37083930700						
North Carolina	37083930800						
North Carolina	37083930900						
North Carolina	37083931000						
North Carolina	37083931100						
North Carolina	37085070100						
North Carolina	37085070200						

AMERICAN OVERSIGHT

State	2012-2016 ACS LIC Tract	Enter "YES" Below to Nominate LIC	2012-2016 Tract Poverty Rate	2012-2016 Tract Median Family Income	2012-2016 State Median Family Income	2012-2016 Core Based Statistical Area (CBSA) Median Family Income	Metro/Non-Metro
North Carolina	37085070300						
North Carolina	37085070401						
North Carolina	37085070402						
North Carolina	37085070500						
North Carolina	37085070600						
North Carolina	37085070700						
North Carolina	37085070801						
North Carolina	37085070802						
North Carolina	37085070901						
North Carolina	37085070902						
North Carolina	37085070903						
North Carolina	37085070904						
North Carolina	37085071001						
North Carolina	37085071002						
North Carolina	37085071101						
North Carolina	37085071102						
North Carolina	37085071201						
North Carolina	37085071202						
North Carolina	37085071203						
North Carolina	37085071204						
North Carolina	37085071301						
North Carolina	37085071302						
North Carolina	37085071303						
North Carolina	37085071401						
North Carolina	37085071402						
North Carolina	37087920101						
North Carolina	37087920102						
North Carolina	37087920200						
North Carolina	37087920300						
North Carolina	37087920400						
North Carolina	37087920500						
North Carolina	37087920600						
North Carolina	37087920700						
North Carolina	37087920800						
North Carolina	37087920900						
North Carolina	37087921000						
North Carolina	37087921100						
North Carolina	37087921200						
North Carolina	37087921301						
North Carolina	37087921302						
North Carolina	37087980100						
North Carolina	37089930100						
North Carolina	37089930200						
North Carolina	37089930300						
North Carolina	37089930401						
North Carolina	37089930402						
North Carolina	37089930501						
North Carolina	37089930502						

AMERICAN OVERSIGHT

State	2012-2016 ACS LIC Tract	Enter "YES" Below to Nominate LIC	2012-2016 Tract Poverty Rate	2012-2016 Tract Median Family Income	2012-2016 State Median Family Income	2012-2016 Core Based Statistical Area (CBSA) Median Family Income	Metro/Non-Metro
North Carolina	37089930600						
North Carolina	37089930701						
North Carolina	37089930702						
North Carolina	37089930703						
North Carolina	37089930800						
North Carolina	37089930900						
North Carolina	37089931000						
North Carolina	37089931100						
North Carolina	37089931200						
North Carolina	37089931300						
North Carolina	37089931400						
North Carolina	37089931500						
North Carolina	37089931600						
North Carolina	37089931700						
North Carolina	37089931801						
North Carolina	37089931802						
North Carolina	37089931901						
North Carolina	37089931902						
North Carolina	37089932000						
North Carolina	37089980100						
North Carolina	37091950100						
North Carolina	37091950200						
North Carolina	37091950300						
North Carolina	37091950401						
North Carolina	37091950402						
North Carolina	37093970101						
North Carolina	37093970102						
North Carolina	37093970103						
North Carolina	37093970201						
North Carolina	37093970202						
North Carolina	37093970300						
North Carolina	37093970401						
North Carolina	37093970402						
North Carolina	37093980100						
North Carolina	37095920100						
North Carolina	37095990100						
North Carolina	37095990200						
North Carolina	37097060100						
North Carolina	37097060200						
North Carolina	37097060300						
North Carolina	37097060400						
North Carolina	37097060500						
North Carolina	37097060601						
North Carolina	37097060602						
North Carolina	37097060603						
North Carolina	37097060701						
North Carolina	37097060702						
North Carolina	37097060703						

AMERICAN OVERSIGHT

State	2012-2016 ACS LIC Tract	Enter "YES" Below to Nominate LIC	2012-2016 Tract Poverty Rate	2012-2016 Tract Median Family Income	2012-2016 State Median Family Income	2012-2016 Core Based Statistical Area (CBSA) Median Family Income	Metro/Non-Metro
North Carolina	37097060801						
North Carolina	37097060802						
North Carolina	37097060901						
North Carolina	37097060902						
North Carolina	37097061001						
North Carolina	37097061002						
North Carolina	37097061003						
North Carolina	37097061101						
North Carolina	37097061102						
North Carolina	37097061103						
North Carolina	37097061104						
North Carolina	37097061201						
North Carolina	37097061202						
North Carolina	37097061203						
North Carolina	37097061204						
North Carolina	37097061205						
North Carolina	37097061301						
North Carolina	37097061302						
North Carolina	37097061303						
North Carolina	37097061304						
North Carolina	37097061401						
North Carolina	37097061402						
North Carolina	37097061403						
North Carolina	37097061404						
North Carolina	37097061405						
North Carolina	37097061406						
North Carolina	37097061407						
North Carolina	37097061408						
North Carolina	37097061501						
North Carolina	37097061502						
North Carolina	37097061503						
North Carolina	37097061601						
North Carolina	37097061602						
North Carolina	37099940200						
North Carolina	37099950200						
North Carolina	37099950300						
North Carolina	37099950400						
North Carolina	37099950500						
North Carolina	37099950600						
North Carolina	37099950700						
North Carolina	37099950800						
North Carolina	37099950900						
North Carolina	37101040100						
North Carolina	37101040201						
North Carolina	37101040202						
North Carolina	37101040203						
North Carolina	37101040301						
North Carolina	37101040302						

AMERICAN OVERSIGHT

State	2012-2016 ACS LIC Tract	Enter "YES" Below to Nominate LIC	2012-2016 Tract Poverty Rate	2012-2016 Tract Median Family Income	2012-2016 State Median Family Income	2012-2016 Core Based Statistical Area (CBSA) Median Family Income	Metro/Non-Metro
North Carolina	37101040400						
North Carolina	37101040500						
North Carolina	37101040600						
North Carolina	37101040700						
North Carolina	37101040800						
North Carolina	37101040901						
North Carolina	37101040902						
North Carolina	37101041001						
North Carolina	37101041002						
North Carolina	37101041101						
North Carolina	37101041102						
North Carolina	37101041103						
North Carolina	37101041201						
North Carolina	37101041202						
North Carolina	37101041300						
North Carolina	37101041400						
North Carolina	37101041501						
North Carolina	37101041502						
North Carolina	37101041503						
North Carolina	37103920100						
North Carolina	37103920200						
North Carolina	37103920300						
North Carolina	37105030101						
North Carolina	37105030102						
North Carolina	37105030200						
North Carolina	37105030300						
North Carolina	37105030401						
North Carolina	37105030402						
North Carolina	37105030501						
North Carolina	37105030502						
North Carolina	37105030503						
North Carolina	37105030601						
North Carolina	37105030602						
North Carolina	37105030701						
North Carolina	37105030702						
North Carolina	37107010100						
North Carolina	37107010200						
North Carolina	37107010300						
North Carolina	37107010400						
North Carolina	37107010500						
North Carolina	37107010600						
North Carolina	37107010700						
North Carolina	37107010800						
North Carolina	37107010900						
North Carolina	37107011001						
North Carolina	37107011002						
North Carolina	37107011100						
North Carolina	37107011200						

AMERICAN OVERSIGHT

State	2012-2016 ACS LIC Tract	Enter "YES" Below to Nominate LIC	2012-2016 Tract Poverty Rate	2012-2016 Tract Median Family Income	2012-2016 State Median Family Income	2012-2016 Core Based Statistical Area (CBSA) Median Family Income	Metro/Non-Metro
North Carolina	37107011300						
North Carolina	37107011400						
North Carolina	37109070100						
North Carolina	37109070201						
North Carolina	37109070202						
North Carolina	37109070300						
North Carolina	37109070400						
North Carolina	37109070500						
North Carolina	37109070600						
North Carolina	37109070700						
North Carolina	37109070800						
North Carolina	37109070901						
North Carolina	37109070902						
North Carolina	37109071001						
North Carolina	37109071002						
North Carolina	37109071101						
North Carolina	37109071102						
North Carolina	37109071201						
North Carolina	37109071202						
North Carolina	37109071203						
North Carolina	37111970100						
North Carolina	37111970200						
North Carolina	37111970300						
North Carolina	37111970400						
North Carolina	37111970500						
North Carolina	37111970600						
North Carolina	37111970700						
North Carolina	37111970800						
North Carolina	37111970901						
North Carolina	37111970902						
North Carolina	37113970100						
North Carolina	37113970200						
North Carolina	37113970301						
North Carolina	37113970302						
North Carolina	37113970400						
North Carolina	37113970501						
North Carolina	37113970502						
North Carolina	37113970600						
North Carolina	37113970700						
North Carolina	37115010100						
North Carolina	37115010200						
North Carolina	37115010400						
North Carolina	37115010500						
North Carolina	37115010600						
North Carolina	37115010700						
North Carolina	37117970100						
North Carolina	37117970200						
North Carolina	37117970300						

AMERICAN OVERSIGHT

State	2012-2016 ACS LIC Tract	Enter "YES" Below to Nominate LIC	2012-2016 Tract Poverty Rate	2012-2016 Tract Median Family Income	2012-2016 State Median Family Income	2012-2016 Core Based Statistical Area (CBSA) Median Family Income	Metro/Non-Metro
North Carolina	37117970400						
North Carolina	37117970500						
North Carolina	37117970600						
North Carolina	37119000100						
North Carolina	37119000300						
North Carolina	37119000400						
North Carolina	37119000500						
North Carolina	37119000600						
North Carolina	37119000700						
North Carolina	37119000800						
North Carolina	37119000900						
North Carolina	37119001000						
North Carolina	37119001100						
North Carolina	37119001200						
North Carolina	37119001300						
North Carolina	37119001400						
North Carolina	37119001504						
North Carolina	37119001505						
North Carolina	37119001507						
North Carolina	37119001508						
North Carolina	37119001509						
North Carolina	37119001510						
North Carolina	37119001603						
North Carolina	37119001605						
North Carolina	37119001606						
North Carolina	37119001607						
North Carolina	37119001608						
North Carolina	37119001609						
North Carolina	37119001701						
North Carolina	37119001702						
North Carolina	37119001801						
North Carolina	37119001802						
North Carolina	37119001910						
North Carolina	37119001911						
North Carolina	37119001912						
North Carolina	37119001914						
North Carolina	37119001915						
North Carolina	37119001916						
North Carolina	37119001917						
North Carolina	37119001918						
North Carolina	37119001919						
North Carolina	37119001920						
North Carolina	37119001921						
North Carolina	37119001922						
North Carolina	37119001923						
North Carolina	37119002002						
North Carolina	37119002003						
North Carolina	37119002004						

AMERICAN OVERSIGHT

State	2012-2016 ACS LIC Tract	Enter "YES" Below to Nominate LIC	2012-2016 Tract Poverty Rate	2012-2016 Tract Median Family Income	2012-2016 State Median Family Income	2012-2016 Core Based Statistical Area (CBSA) Median Family Income	Metro/Non-Metro
North Carolina	37119002100						
North Carolina	37119002200						
North Carolina	37119002300						
North Carolina	37119002400						
North Carolina	37119002500						
North Carolina	37119002600						
North Carolina	37119002701						
North Carolina	37119002702						
North Carolina	37119002800						
North Carolina	37119002903						
North Carolina	37119002904						
North Carolina	37119002905						
North Carolina	37119002906						
North Carolina	37119003006						
North Carolina	37119003007						
North Carolina	37119003008						
North Carolina	37119003011						
North Carolina	37119003012						
North Carolina	37119003013						
North Carolina	37119003015						
North Carolina	37119003016						
North Carolina	37119003017						
North Carolina	37119003018						
North Carolina	37119003102						
North Carolina	37119003103						
North Carolina	37119003105						
North Carolina	37119003106						
North Carolina	37119003108						
North Carolina	37119003109						
North Carolina	37119003201						
North Carolina	37119003203						
North Carolina	37119003204						
North Carolina	37119003300						
North Carolina	37119003400						
North Carolina	37119003500						
North Carolina	37119003600						
North Carolina	37119003700						
North Carolina	37119003802						
North Carolina	37119003805						
North Carolina	37119003806						
North Carolina	37119003807						
North Carolina	37119003808						
North Carolina	37119003902						
North Carolina	37119003903						
North Carolina	37119004000						
North Carolina	37119004100						
North Carolina	37119004200						
North Carolina	37119004302						

AMERICAN OVERSIGHT

State	2012-2016 ACS LIC Tract	Enter "YES" Below to Nominate LIC	2012-2016 Tract Poverty Rate	2012-2016 Tract Median Family Income	2012-2016 State Median Family Income	2012-2016 Core Based Statistical Area (CBSA) Median Family Income	Metro/Non-Metro
North Carolina	37119004303						
North Carolina	37119004304						
North Carolina	37119004305						
North Carolina	37119004400						
North Carolina	37119004500						
North Carolina	37119004600						
North Carolina	37119004700						
North Carolina	37119004800						
North Carolina	37119004900						
North Carolina	37119005000						
North Carolina	37119005100						
North Carolina	37119005200						
North Carolina	37119005301						
North Carolina	37119005305						
North Carolina	37119005306						
North Carolina	37119005307						
North Carolina	37119005308						
North Carolina	37119005401						
North Carolina	37119005403						
North Carolina	37119005404						
North Carolina	37119005508						
North Carolina	37119005509						
North Carolina	37119005510						
North Carolina	37119005511						
North Carolina	37119005512						
North Carolina	37119005513						
North Carolina	37119005514						
North Carolina	37119005515						
North Carolina	37119005516						
North Carolina	37119005517						
North Carolina	37119005518						
North Carolina	37119005519						
North Carolina	37119005520						
North Carolina	37119005521						
North Carolina	37119005522						
North Carolina	37119005523						
North Carolina	37119005524						
North Carolina	37119005604						
North Carolina	37119005605						
North Carolina	37119005609						
North Carolina	37119005610						
North Carolina	37119005611						
North Carolina	37119005612						
North Carolina	37119005613						
North Carolina	37119005614						
North Carolina	37119005615						
North Carolina	37119005616						
North Carolina	37119005617						

AMERICAN OVERSIGHT

State	2012-2016 ACS LIC Tract	Enter "YES" Below to Nominate LIC	2012-2016 Tract Poverty Rate	2012-2016 Tract Median Family Income	2012-2016 State Median Family Income	2012-2016 Core Based Statistical Area (CBSA) Median Family Income	Metro/Non-Metro
North Carolina	37119005618						
North Carolina	37119005619						
North Carolina	37119005620						
North Carolina	37119005621						
North Carolina	37119005706						
North Carolina	37119005709						
North Carolina	37119005710						
North Carolina	37119005711						
North Carolina	37119005712						
North Carolina	37119005713						
North Carolina	37119005714						
North Carolina	37119005715						
North Carolina	37119005716						
North Carolina	37119005717						
North Carolina	37119005811						
North Carolina	37119005812						
North Carolina	37119005815						
North Carolina	37119005816						
North Carolina	37119005817						
North Carolina	37119005823						
North Carolina	37119005824						
North Carolina	37119005825						
North Carolina	37119005826						
North Carolina	37119005827						
North Carolina	37119005828						
North Carolina	37119005829						
North Carolina	37119005830						
North Carolina	37119005831						
North Carolina	37119005832						
North Carolina	37119005833						
North Carolina	37119005834						
North Carolina	37119005835						
North Carolina	37119005836						
North Carolina	37119005837						
North Carolina	37119005838						
North Carolina	37119005839						
North Carolina	37119005840						
North Carolina	37119005841						
North Carolina	37119005842						
North Carolina	37119005843						
North Carolina	37119005844						
North Carolina	37119005845						
North Carolina	37119005846						
North Carolina	37119005847						
North Carolina	37119005848						
North Carolina	37119005906						
North Carolina	37119005907						
North Carolina	37119005908						

AMERICAN OVERSIGHT

State	2012-2016 ACS LIC Tract	Enter "YES" Below to Nominate LIC	2012-2016 Tract Poverty Rate	2012-2016 Tract Median Family Income	2012-2016 State Median Family Income	2012-2016 Core Based Statistical Area (CBSA) Median Family Income	Metro/Non-Metro
North Carolina	37119005909						
North Carolina	37119005910						
North Carolina	37119005911						
North Carolina	37119005912						
North Carolina	37119005913						
North Carolina	37119005914						
North Carolina	37119005915						
North Carolina	37119005916						
North Carolina	37119005917						
North Carolina	37119005918						
North Carolina	37119006005						
North Carolina	37119006006						
North Carolina	37119006007						
North Carolina	37119006008						
North Carolina	37119006009						
North Carolina	37119006010						
North Carolina	37119006103						
North Carolina	37119006104						
North Carolina	37119006105						
North Carolina	37119006106						
North Carolina	37119006107						
North Carolina	37119006108						
North Carolina	37119006109						
North Carolina	37119006203						
North Carolina	37119006204						
North Carolina	37119006208						
North Carolina	37119006209						
North Carolina	37119006210						
North Carolina	37119006211						
North Carolina	37119006212						
North Carolina	37119006213						
North Carolina	37119006214						
North Carolina	37119006215						
North Carolina	37119006302						
North Carolina	37119006303						
North Carolina	37119006304						
North Carolina	37119006403						
North Carolina	37119006404						
North Carolina	37119006405						
North Carolina	37119006406						
North Carolina	37119006407						
North Carolina	37119980100						
North Carolina	37119980200						
North Carolina	37119980300						
North Carolina	37121950100						
North Carolina	37121950200						
North Carolina	37121950300						
North Carolina	37121950400						

AMERICAN OVERSIGHT

State	2012-2016 ACS LIC Tract	Enter "YES" Below to Nominate LIC	2012-2016 Tract Poverty Rate	2012-2016 Tract Median Family Income	2012-2016 State Median Family Income	2012-2016 Core Based Statistical Area (CBSA) Median Family Income	Metro/Non-Metro
North Carolina	37123960100						
North Carolina	37123960200						
North Carolina	37123960300						
North Carolina	37123960401						
North Carolina	37123960402						
North Carolina	37123960500						
North Carolina	37125950100						
North Carolina	37125950200						
North Carolina	37125950301						
North Carolina	37125950302						
North Carolina	37125950401						
North Carolina	37125950402						
North Carolina	37125950501						
North Carolina	37125950502						
North Carolina	37125950601						
North Carolina	37125950602						
North Carolina	37125950701						
North Carolina	37125950702						
North Carolina	37125950801						
North Carolina	37125950802						
North Carolina	37125950900						
North Carolina	37125951000						
North Carolina	37125951100						
North Carolina	37125951200						
North Carolina	37127010200						
North Carolina	37127010300						
North Carolina	37127010400						
North Carolina	37127010502						
North Carolina	37127010503						
North Carolina	37127010504						
North Carolina	37127010601						
North Carolina	37127010602						
North Carolina	37127010700						
North Carolina	37127010800						
North Carolina	37127010900						
North Carolina	37127011000						
North Carolina	37127011101						
North Carolina	37127011102						
North Carolina	37127011200						
North Carolina	37127011300						
North Carolina	37127011400						
North Carolina	37127011500						
North Carolina	37129010100						
North Carolina	37129010200						
North Carolina	37129010300						
North Carolina	37129010400						
North Carolina	37129010501						
North Carolina	37129010502						

AMERICAN OVERSIGHT

State	2012-2016 ACS LIC Tract	Enter "YES" Below to Nominate LIC	2012-2016 Tract Poverty Rate	2012-2016 Tract Median Family Income	2012-2016 State Median Family Income	2012-2016 Core Based Statistical Area (CBSA) Median Family Income	Metro/Non-Metro
North Carolina	37129010600						
North Carolina	37129010700						
North Carolina	37129010800						
North Carolina	37129010900						
North Carolina	37129011000						
North Carolina	37129011100						
North Carolina	37129011200						
North Carolina	37129011300						
North Carolina	37129011400						
North Carolina	37129011500						
North Carolina	37129011603						
North Carolina	37129011605						
North Carolina	37129011606						
North Carolina	37129011607						
North Carolina	37129011608						
North Carolina	37129011701						
North Carolina	37129011703						
North Carolina	37129011705						
North Carolina	37129011800						
North Carolina	37129011902						
North Carolina	37129011903						
North Carolina	37129011904						
North Carolina	37129012001						
North Carolina	37129012004						
North Carolina	37129012006						
North Carolina	37129012007						
North Carolina	37129012008						
North Carolina	37129012009						
North Carolina	37129012010						
North Carolina	37129012101						
North Carolina	37129012103						
North Carolina	37129012104						
North Carolina	37129012105						
North Carolina	37129012201						
North Carolina	37129012202						
North Carolina	37129012203						
North Carolina	37129012300						
North Carolina	37129980100						
North Carolina	37129990100						
North Carolina	37131920100						
North Carolina	37131920200						
North Carolina	37131920300						
North Carolina	37131920401						
North Carolina	37131920402						
North Carolina	37133000102						
North Carolina	37133000103						
North Carolina	37133000201						
North Carolina	37133000202						

AMERICAN OVERSIGHT

State	2012-2016 ACS LIC Tract	Enter "YES" Below to Nominate LIC	2012-2016 Tract Poverty Rate	2012-2016 Tract Median Family Income	2012-2016 State Median Family Income	2012-2016 Core Based Statistical Area (CBSA) Median Family Income	Metro/Non-Metro
North Carolina	37133000301						
North Carolina	37133000302						
North Carolina	37133000401						
North Carolina	37133000402						
North Carolina	37133000403						
North Carolina	37133000500						
North Carolina	37133000600						
North Carolina	37133000700						
North Carolina	37133000800						
North Carolina	37133000900						
North Carolina	37133001000						
North Carolina	37133001101						
North Carolina	37133001102						
North Carolina	37133001200						
North Carolina	37133001300						
North Carolina	37133001400						
North Carolina	37133001500						
North Carolina	37133001700						
North Carolina	37133001800						
North Carolina	37133002100						
North Carolina	37133002201						
North Carolina	37133002202						
North Carolina	37133002300						
North Carolina	37133002400						
North Carolina	37133002500						
North Carolina	37133002600						
North Carolina	37133002800						
North Carolina	37133990100						
North Carolina	37135010701						
North Carolina	37135010703						
North Carolina	37135010704						
North Carolina	37135010705						
North Carolina	37135010706						
North Carolina	37135010801						
North Carolina	37135010802						
North Carolina	37135010901						
North Carolina	37135010902						
North Carolina	37135011000						
North Carolina	37135011101						
North Carolina	37135011102						
North Carolina	37135011202						
North Carolina	37135011203						
North Carolina	37135011204						
North Carolina	37135011205						
North Carolina	37135011300						
North Carolina	37135011400						
North Carolina	37135011500						
North Carolina	37135011601						

AMERICAN OVERSIGHT

State	2012-2016 ACS LIC Tract	Enter "YES" Below to Nominate LIC	2012-2016 Tract Poverty Rate	2012-2016 Tract Median Family Income	2012-2016 State Median Family Income	2012-2016 Core Based Statistical Area (CBSA) Median Family Income	Metro/Non-Metro
North Carolina	37135011602						
North Carolina	37135011700						
North Carolina	37135011800						
North Carolina	37135011901						
North Carolina	37135011902						
North Carolina	37135012100						
North Carolina	37135012201						
North Carolina	37135012202						
North Carolina	37137950101						
North Carolina	37137950102						
North Carolina	37137950201						
North Carolina	37137950202						
North Carolina	37137990100						
North Carolina	37139960100						
North Carolina	37139960200						
North Carolina	37139960300						
North Carolina	37139960400						
North Carolina	37139960501						
North Carolina	37139960502						
North Carolina	37139960503						
North Carolina	37139960600						
North Carolina	37139960701						
North Carolina	37139960702						
North Carolina	37141920101						
North Carolina	37141920102						
North Carolina	37141920103						
North Carolina	37141920201						
North Carolina	37141920202						
North Carolina	37141920203						
North Carolina	37141920204						
North Carolina	37141920300						
North Carolina	37141920401						
North Carolina	37141920402						
North Carolina	37141920403						
North Carolina	37141920501						
North Carolina	37141920502						
North Carolina	37141920601						
North Carolina	37141920602						
North Carolina	37141990100						
North Carolina	37143920100						
North Carolina	37143920201						
North Carolina	37143920202						
North Carolina	37145920100						
North Carolina	37145920200						
North Carolina	37145920300						
North Carolina	37145920400						
North Carolina	37145920500						
North Carolina	37145920601						

AMERICAN OVERSIGHT

State	2012-2016 ACS LIC Tract	Enter "YES" Below to Nominate LIC	2012-2016 Tract Poverty Rate	2012-2016 Tract Median Family Income	2012-2016 State Median Family Income	2012-2016 Core Based Statistical Area (CBSA) Median Family Income	Metro/Non-Metro
North Carolina	37145920602						
North Carolina	37147000100						
North Carolina	37147000201						
North Carolina	37147000202						
North Carolina	37147000301						
North Carolina	37147000302						
North Carolina	37147000400						
North Carolina	37147000501						
North Carolina	37147000502						
North Carolina	37147000601						
North Carolina	37147000602						
North Carolina	37147000603						
North Carolina	37147000701						
North Carolina	37147000702						
North Carolina	37147000800						
North Carolina	37147000900						
North Carolina	37147001001						
North Carolina	37147001002						
North Carolina	37147001003						
North Carolina	37147001100						
North Carolina	37147001200						
North Carolina	37147001301						
North Carolina	37147001302						
North Carolina	37147001303						
North Carolina	37147001401						
North Carolina	37147001402						
North Carolina	37147001500						
North Carolina	37147001600						
North Carolina	37147001700						
North Carolina	37147001800						
North Carolina	37147001900						
North Carolina	37147002001						
North Carolina	37147002002						
North Carolina	37149920101						
North Carolina	37149920103						
North Carolina	37149920104						
North Carolina	37149920200						
North Carolina	37149920301						
North Carolina	37149920303						
North Carolina	37149920304						
North Carolina	37151030100						
North Carolina	37151030201						
North Carolina	37151030202						
North Carolina	37151030301						
North Carolina	37151030302						
North Carolina	37151030400						
North Carolina	37151030502						
North Carolina	37151030503						

AMERICAN OVERSIGHT

State	2012-2016 ACS LIC Tract	Enter "YES" Below to Nominate LIC	2012-2016 Tract Poverty Rate	2012-2016 Tract Median Family Income	2012-2016 State Median Family Income	2012-2016 Core Based Statistical Area (CBSA) Median Family Income	Metro/Non-Metro
North Carolina	37151030504						
North Carolina	37151030600						
North Carolina	37151030700						
North Carolina	37151030801						
North Carolina	37151030802						
North Carolina	37151030900						
North Carolina	37151031000						
North Carolina	37151031100						
North Carolina	37151031200						
North Carolina	37151031303						
North Carolina	37151031304						
North Carolina	37151031305						
North Carolina	37151031306						
North Carolina	37151031400						
North Carolina	37151031501						
North Carolina	37151031503						
North Carolina	37151031504						
North Carolina	37151031505						
North Carolina	37151031601						
North Carolina	37151031602						
North Carolina	37153970100						
North Carolina	37153970200						
North Carolina	37153970300						
North Carolina	37153970400						
North Carolina	37153970500						
North Carolina	37153970600						
North Carolina	37153970700						
North Carolina	37153970800						
North Carolina	37153970900						
North Carolina	37153971000						
North Carolina	37153971100						
North Carolina	37155960101						
North Carolina	37155960102						
North Carolina	37155960201						
North Carolina	37155960202						
North Carolina	37155960300						
North Carolina	37155960401						
North Carolina	37155960402						
North Carolina	37155960501						
North Carolina	37155960502						
North Carolina	37155960503						
North Carolina	37155960600						
North Carolina	37155960701						
North Carolina	37155960702						
North Carolina	37155960801						
North Carolina	37155960802						
North Carolina	37155960900						
North Carolina	37155961000						

AMERICAN OVERSIGHT

State	2012-2016 ACS LIC Tract	Enter "YES" Below to Nominate LIC	2012-2016 Tract Poverty Rate	2012-2016 Tract Median Family Income	2012-2016 State Median Family Income	2012-2016 Core Based Statistical Area (CBSA) Median Family Income	Metro/Non-Metro
North Carolina	37155961100						
North Carolina	37155961200						
North Carolina	37155961301						
North Carolina	37155961302						
North Carolina	37155961400						
North Carolina	37155961500						
North Carolina	37155961601						
North Carolina	37155961602						
North Carolina	37155961700						
North Carolina	37155961801						
North Carolina	37155961802						
North Carolina	37155961900						
North Carolina	37155962001						
North Carolina	37155962002						
North Carolina	37157040101						
North Carolina	37157040102						
North Carolina	37157040200						
North Carolina	37157040300						
North Carolina	37157040400						
North Carolina	37157040501						
North Carolina	37157040502						
North Carolina	37157040601						
North Carolina	37157040602						
North Carolina	37157040700						
North Carolina	37157040800						
North Carolina	37157040900						
North Carolina	37157041001						
North Carolina	37157041002						
North Carolina	37157041100						
North Carolina	37157041200						
North Carolina	37157041300						
North Carolina	37157041400						
North Carolina	37157041500						
North Carolina	37157041601						
North Carolina	37157041602						
North Carolina	37159050201						
North Carolina	37159050202						
North Carolina	37159050300						
North Carolina	37159050400						
North Carolina	37159050500						
North Carolina	37159050700						
North Carolina	37159050800						
North Carolina	37159050901						
North Carolina	37159050903						
North Carolina	37159050904						
North Carolina	37159051001						
North Carolina	37159051002						
North Carolina	37159051101						

AMERICAN OVERSIGHT

State	2012-2016 ACS LIC Tract	Enter "YES" Below to Nominate LIC	2012-2016 Tract Poverty Rate	2012-2016 Tract Median Family Income	2012-2016 State Median Family Income	2012-2016 Core Based Statistical Area (CBSA) Median Family Income	Metro/Non-Metro
North Carolina	37159051102						
North Carolina	37159051201						
North Carolina	37159051202						
North Carolina	37159051204						
North Carolina	37159051301						
North Carolina	37159051302						
North Carolina	37159051303						
North Carolina	37159051400						
North Carolina	37159051501						
North Carolina	37159051502						
North Carolina	37159051600						
North Carolina	37159051700						
North Carolina	37159051801						
North Carolina	37159051802						
North Carolina	37159051901						
North Carolina	37159051902						
North Carolina	37159052000						
North Carolina	37161960100						
North Carolina	37161960200						
North Carolina	37161960300						
North Carolina	37161960400						
North Carolina	37161960500						
North Carolina	37161960600						
North Carolina	37161960700						
North Carolina	37161960800						
North Carolina	37161960900						
North Carolina	37161961000						
North Carolina	37161961101						
North Carolina	37161961102						
North Carolina	37161961200						
North Carolina	37163970100						
North Carolina	37163970200						
North Carolina	37163970301						
North Carolina	37163970302						
North Carolina	37163970400						
North Carolina	37163970500						
North Carolina	37163970600						
North Carolina	37163970700						
North Carolina	37163970800						
North Carolina	37163970900						
North Carolina	37163971000						
North Carolina	37165010101						
North Carolina	37165010102						
North Carolina	37165010200						
North Carolina	37165010300						
North Carolina	37165010400						
North Carolina	37165010500						
North Carolina	37165010600						

AMERICAN OVERSIGHT

State	2012-2016 ACS LIC Tract	Enter "YES" Below to Nominate LIC	2012-2016 Tract Poverty Rate	2012-2016 Tract Median Family Income	2012-2016 State Median Family Income	2012-2016 Core Based Statistical Area (CBSA) Median Family Income	Metro/Non-Metro
North Carolina	37167930101						
North Carolina	37167930102						
North Carolina	37167930200						
North Carolina	37167930300						
North Carolina	37167930500						
North Carolina	37167930700						
North Carolina	37167930801						
North Carolina	37167930802						
North Carolina	37167930900						
North Carolina	37167931000						
North Carolina	37167931100						
North Carolina	37167931201						
North Carolina	37167931202						
North Carolina	37169070100						
North Carolina	37169070200						
North Carolina	37169070300						
North Carolina	37169070400						
North Carolina	37169070501						
North Carolina	37169070503						
North Carolina	37169070504						
North Carolina	37169070600						
North Carolina	37169070700						
North Carolina	37171930101						
North Carolina	37171930102						
North Carolina	37171930201						
North Carolina	37171930202						
North Carolina	37171930301						
North Carolina	37171930302						
North Carolina	37171930400						
North Carolina	37171930501						
North Carolina	37171930502						
North Carolina	37171930600						
North Carolina	37171930700						
North Carolina	37171930801						
North Carolina	37171930802						
North Carolina	37171930901						
North Carolina	37171930902						
North Carolina	37171931001						
North Carolina	37171931002						
North Carolina	37171931003						
North Carolina	37171931101						
North Carolina	37171931102						
North Carolina	37171931103						
North Carolina	37171931200						
North Carolina	37173940100						
North Carolina	37173960200						
North Carolina	37173960301						
North Carolina	37173960302						

AMERICAN OVERSIGHT

State	2012-2016 ACS LIC Tract	Enter "YES" Below to Nominate LIC	2012-2016 Tract Poverty Rate	2012-2016 Tract Median Family Income	2012-2016 State Median Family Income	2012-2016 Core Based Statistical Area (CBSA) Median Family Income	Metro/Non-Metro
North Carolina	37173980200						
North Carolina	37175960100						
North Carolina	37175960200						
North Carolina	37175960300						
North Carolina	37175960401						
North Carolina	37175960402						
North Carolina	37175960500						
North Carolina	37175960600						
North Carolina	37177960100						
North Carolina	37179020100						
North Carolina	37179020202						
North Carolina	37179020203						
North Carolina	37179020204						
North Carolina	37179020305						
North Carolina	37179020306						
North Carolina	37179020307						
North Carolina	37179020308						
North Carolina	37179020309						
North Carolina	37179020310						
North Carolina	37179020311						
North Carolina	37179020312						
North Carolina	37179020313						
North Carolina	37179020314						
North Carolina	37179020315						
North Carolina	37179020316						
North Carolina	37179020317						
North Carolina	37179020401						
North Carolina	37179020403						
North Carolina	37179020404						
North Carolina	37179020501						
North Carolina	37179020502						
North Carolina	37179020601						
North Carolina	37179020602						
North Carolina	37179020701						
North Carolina	37179020702						
North Carolina	37179020800						
North Carolina	37179020901						
North Carolina	37179020902						
North Carolina	37179021004						
North Carolina	37179021005						
North Carolina	37179021006						
North Carolina	37179021007						
North Carolina	37179021008						
North Carolina	37179021009						
North Carolina	37179021010						
North Carolina	37179021011						
North Carolina	37179021012						
North Carolina	37179021013						

AMERICAN OVERSIGHT

State	2012-2016 ACS LIC Tract	Enter "YES" Below to Nominate LIC	2012-2016 Tract Poverty Rate	2012-2016 Tract Median Family Income	2012-2016 State Median Family Income	2012-2016 Core Based Statistical Area (CBSA) Median Family Income	Metro/Non-Metro
North Carolina	37179021014						
North Carolina	37179021015						
North Carolina	37181960100						
North Carolina	37181960200						
North Carolina	37181960300						
North Carolina	37181960400						
North Carolina	37181960500						
North Carolina	37181960600						
North Carolina	37181960700						
North Carolina	37181960800						
North Carolina	37181960900						
North Carolina	37181961000						
North Carolina	37183050100						
North Carolina	37183050300						
North Carolina	37183050400						
North Carolina	37183050500						
North Carolina	37183050600						
North Carolina	37183050700						
North Carolina	37183050800						
North Carolina	37183050900						
North Carolina	37183051000						
North Carolina	37183051101						
North Carolina	37183051102						
North Carolina	37183051200						
North Carolina	37183051400						
North Carolina	37183051501						
North Carolina	37183051502						
North Carolina	37183051600						
North Carolina	37183051700						
North Carolina	37183051800						
North Carolina	37183051900						
North Carolina	37183052001						
North Carolina	37183052002						
North Carolina	37183052101						
North Carolina	37183052102						
North Carolina	37183052301						
North Carolina	37183052302						
North Carolina	37183052401						
North Carolina	37183052404						
North Carolina	37183052406						
North Carolina	37183052407						
North Carolina	37183052408						
North Carolina	37183052409						
North Carolina	37183052503						
North Carolina	37183052504						
North Carolina	37183052505						
North Carolina	37183052506						
North Carolina	37183052507						

AMERICAN OVERSIGHT

State	2012-2016 ACS LIC Tract	Enter "YES" Below to Nominate LIC	2012-2016 Tract Poverty Rate	2012-2016 Tract Median Family Income	2012-2016 State Median Family Income	2012-2016 Core Based Statistical Area (CBSA) Median Family Income	Metro/Non-Metro
North Carolina	37183052601						
North Carolina	37183052602						
North Carolina	37183052603						
North Carolina	37183052701						
North Carolina	37183052704						
North Carolina	37183052705						
North Carolina	37183052706						
North Carolina	37183052707						
North Carolina	37183052801						
North Carolina	37183052802						
North Carolina	37183052803						
North Carolina	37183052806						
North Carolina	37183052807						
North Carolina	37183052808						
North Carolina	37183052809						
North Carolina	37183052901						
North Carolina	37183052902						
North Carolina	37183052903						
North Carolina	37183052904						
North Carolina	37183053003						
North Carolina	37183053004						
North Carolina	37183053005						
North Carolina	37183053006						
North Carolina	37183053007						
North Carolina	37183053008						
North Carolina	37183053009						
North Carolina	37183053105						
North Carolina	37183053106						
North Carolina	37183053107						
North Carolina	37183053108						
North Carolina	37183053109						
North Carolina	37183053110						
North Carolina	37183053111						
North Carolina	37183053201						
North Carolina	37183053202						
North Carolina	37183053203						
North Carolina	37183053204						
North Carolina	37183053205						
North Carolina	37183053206						
North Carolina	37183053207						
North Carolina	37183053405						
North Carolina	37183053408						
North Carolina	37183053409						
North Carolina	37183053410						
North Carolina	37183053411						
North Carolina	37183053412						
North Carolina	37183053413						
North Carolina	37183053414						

AMERICAN OVERSIGHT

State	2012-2016 ACS LIC Tract	Enter "YES" Below to Nominate LIC	2012-2016 Tract Poverty Rate	2012-2016 Tract Median Family Income	2012-2016 State Median Family Income	2012-2016 Core Based Statistical Area (CBSA) Median Family Income	Metro/Non-Metro
North Carolina	37183053415						
North Carolina	37183053416						
North Carolina	37183053417						
North Carolina	37183053418						
North Carolina	37183053419						
North Carolina	37183053420						
North Carolina	37183053421						
North Carolina	37183053422						
North Carolina	37183053423						
North Carolina	37183053424						
North Carolina	37183053425						
North Carolina	37183053505						
North Carolina	37183053506						
North Carolina	37183053507						
North Carolina	37183053509						
North Carolina	37183053512						
North Carolina	37183053513						
North Carolina	37183053516						
North Carolina	37183053517						
North Carolina	37183053518						
North Carolina	37183053519						
North Carolina	37183053520						
North Carolina	37183053521						
North Carolina	37183053522						
North Carolina	37183053523						
North Carolina	37183053524						
North Carolina	37183053525						
North Carolina	37183053601						
North Carolina	37183053602						
North Carolina	37183053603						
North Carolina	37183053604						
North Carolina	37183053605						
North Carolina	37183053606						
North Carolina	37183053607						
North Carolina	37183053608						
North Carolina	37183053609						
North Carolina	37183053610						
North Carolina	37183053707						
North Carolina	37183053709						
North Carolina	37183053711						
North Carolina	37183053712						
North Carolina	37183053713						
North Carolina	37183053714						
North Carolina	37183053715						
North Carolina	37183053716						
North Carolina	37183053717						
North Carolina	37183053718						
North Carolina	37183053719						

AMERICAN OVERSIGHT

State	2012-2016 ACS LIC Tract	Enter "YES" Below to Nominate LIC	2012-2016 Tract Poverty Rate	2012-2016 Tract Median Family Income	2012-2016 State Median Family Income	2012-2016 Core Based Statistical Area (CBSA) Median Family Income	Metro/Non-Metro
North Carolina	37183053720						
North Carolina	37183053721						
North Carolina	37183053722						
North Carolina	37183053723						
North Carolina	37183053724						
North Carolina	37183053725						
North Carolina	37183053726						
North Carolina	37183053803						
North Carolina	37183053804						
North Carolina	37183053805						
North Carolina	37183053806						
North Carolina	37183053807						
North Carolina	37183053808						
North Carolina	37183053900						
North Carolina	37183054001						
North Carolina	37183054004						
North Carolina	37183054006						
North Carolina	37183054007						
North Carolina	37183054008						
North Carolina	37183054011						
North Carolina	37183054012						
North Carolina	37183054013						
North Carolina	37183054014						
North Carolina	37183054015						
North Carolina	37183054016						
North Carolina	37183054017						
North Carolina	37183054018						
North Carolina	37183054104						
North Carolina	37183054105						
North Carolina	37183054106						
North Carolina	37183054108						
North Carolina	37183054109						
North Carolina	37183054110						
North Carolina	37183054111						
North Carolina	37183054112						
North Carolina	37183054113						
North Carolina	37183054114						
North Carolina	37183054115						
North Carolina	37183054203						
North Carolina	37183054204						
North Carolina	37183054205						
North Carolina	37183054206						
North Carolina	37183054207						
North Carolina	37183054208						
North Carolina	37183054209						
North Carolina	37183054210						
North Carolina	37183054211						
North Carolina	37183054301						

AMERICAN OVERSIGHT

State	2012-2016 ACS LIC Tract	Enter "YES" Below to Nominate LIC	2012-2016 Tract Poverty Rate	2012-2016 Tract Median Family Income	2012-2016 State Median Family Income	2012-2016 Core Based Statistical Area (CBSA) Median Family Income	Metro/Non-Metro
North Carolina	37183054302						
North Carolina	37183054402						
North Carolina	37183054403						
North Carolina	37183054404						
North Carolina	37183054500						
North Carolina	37183980100						
North Carolina	37183980200						
North Carolina	37185950101						
North Carolina	37185950102						
North Carolina	37185950103						
North Carolina	37185950200						
North Carolina	37185950300						
North Carolina	37185950400						
North Carolina	37187950100						
North Carolina	37187950200						
North Carolina	37187950300						
North Carolina	37189920100						
North Carolina	37189920200						
North Carolina	37189920300						
North Carolina	37189920400						
North Carolina	37189920500						
North Carolina	37189920601						
North Carolina	37189920602						
North Carolina	37189920701						
North Carolina	37189920702						
North Carolina	37189920703						
North Carolina	37189920800						
North Carolina	37189920900						
North Carolina	37189921000						
North Carolina	37191000101						
North Carolina	37191000102						
North Carolina	37191000200						
North Carolina	37191000302						
North Carolina	37191000303						
North Carolina	37191000304						
North Carolina	37191000401						
North Carolina	37191000402						
North Carolina	37191000500						
North Carolina	37191000601						
North Carolina	37191000602						
North Carolina	37191000700						
North Carolina	37191000800						
North Carolina	37191000901						
North Carolina	37191000902						
North Carolina	37191001000						
North Carolina	37191001101						
North Carolina	37191001102						
North Carolina	37191001200						

AMERICAN OVERSIGHT

State	2012-2016 ACS LIC Tract	Enter "YES" Below to Nominate LIC	2012-2016 Tract Poverty Rate	2012-2016 Tract Median Family Income	2012-2016 State Median Family Income	2012-2016 Core Based Statistical Area (CBSA) Median Family Income	Metro/Non-Metro
North Carolina	37191001301						
North Carolina	37191001302						
North Carolina	37191001400						
North Carolina	37191001500						
North Carolina	37191001800						
North Carolina	37191001900						
North Carolina	37191002000						
North Carolina	37193960100						
North Carolina	37193960200						
North Carolina	37193960300						
North Carolina	37193960400						
North Carolina	37193960500						
North Carolina	37193960600						
North Carolina	37193960700						
North Carolina	37193960801						
North Carolina	37193960802						
North Carolina	37193960900						
North Carolina	37193961001						
North Carolina	37193961002						
North Carolina	37193961100						
North Carolina	37193961200						
North Carolina	37195000100						
North Carolina	37195000200						
North Carolina	37195000300						
North Carolina	37195000400						
North Carolina	37195000501						
North Carolina	37195000502						
North Carolina	37195000600						
North Carolina	37195000700						
North Carolina	37195000801						
North Carolina	37195000802						
North Carolina	37195000900						
North Carolina	37195001000						
North Carolina	37195001100						
North Carolina	37195001200						
North Carolina	37195001300						
North Carolina	37195001400						
North Carolina	37195001500						
North Carolina	37195001600						
North Carolina	37195001700						
North Carolina	37197050101						
North Carolina	37197050102						
North Carolina	37197050200						
North Carolina	37197050300						
North Carolina	37197050400						
North Carolina	37197050501						
North Carolina	37197050502						
North Carolina	37199960101						

AMERICAN OVERSIGHT

State	2012-2016 ACS LIC Tract	Enter "YES" Below to Nominate LIC	2012-2016 Tract Poverty Rate	2012-2016 Tract Median Family Income	2012-2016 State Median Family Income	2012-2016 Core Based Statistical Area (CBSA) Median Family Income	Metro/Non-Metro
North Carolina	37199960102						
North Carolina	37199960200						
North Carolina	37199960300						
North Carolina	37199960400						
North Dakota	38001965600						
North Dakota	38003967900						
North Dakota	38003968000						
North Dakota	38003968200						
North Dakota	38003968300						
North Dakota	38005940100						
North Dakota	38005940200						
North Dakota	38005956500						
North Dakota	38005956600						
North Dakota	38007963100						
North Dakota	38009952300						
North Dakota	38009952400						
North Dakota	38009952500						
North Dakota	38011965200						
North Dakota	38011965300						
North Dakota	38013953300						
North Dakota	38015010100						
North Dakota	38015010200						
North Dakota	38015010300						
North Dakota	38015010400						
North Dakota	38015010500						
North Dakota	38015010600						
North Dakota	38015010700						
North Dakota	38015010800						
North Dakota	38015010900						
North Dakota	38015011001						
North Dakota	38015011002						
North Dakota	38015011101						
North Dakota	38015011103						
North Dakota	38015011104						
North Dakota	38015011105						
North Dakota	38015011200						
North Dakota	38015011300						
North Dakota	38015011400						
North Dakota	38015011500						
North Dakota	38017000100						
North Dakota	38017000201						
North Dakota	38017000202						
North Dakota	38017000300						
North Dakota	38017000400						
North Dakota	38017000501						
North Dakota	38017000502						
North Dakota	38017000600						
North Dakota	38017000700						

AMERICAN OVERSIGHT

State	2012-2016 ACS LIC Tract	Enter "YES" Below to Nominate LIC	2012-2016 Tract Poverty Rate	2012-2016 Tract Median Family Income	2012-2016 State Median Family Income	2012-2016 Core Based Statistical Area (CBSA) Median Family Income	Metro/Non-Metro
North Dakota	38017000801						
North Dakota	38017000802						
North Dakota	38017000901						
North Dakota	38017000903						
North Dakota	38017000904						
North Dakota	38017001001						
North Dakota	38017001002						
North Dakota	38017010106						
North Dakota	38017010107						
North Dakota	38017010108						
North Dakota	38017010109						
North Dakota	38017010201						
North Dakota	38017010203						
North Dakota	38017010204						
North Dakota	38017010303						
North Dakota	38017010305						
North Dakota	38017010306						
North Dakota	38017010307						
North Dakota	38017040100						
North Dakota	38017040200						
North Dakota	38017040300						
North Dakota	38017040400						
North Dakota	38017040500						
North Dakota	38017040600						
North Dakota	38019950900						
North Dakota	38019951100						
North Dakota	38021973200						
North Dakota	38021973300						
North Dakota	38021973400						
North Dakota	38023954500						
North Dakota	38025962200						
North Dakota	38027959200						
North Dakota	38029966500						
North Dakota	38031959600						
North Dakota	38033962900						
North Dakota	38035010100						
North Dakota	38035010200						
North Dakota	38035010300						
North Dakota	38035010400						
North Dakota	38035010600						
North Dakota	38035010700						
North Dakota	38035010801						
North Dakota	38035010803						
North Dakota	38035010804						
North Dakota	38035010900						
North Dakota	38035011000						
North Dakota	38035011100						
North Dakota	38035011200						

AMERICAN OVERSIGHT

State	2012-2016 ACS LIC Tract	Enter "YES" Below to Nominate LIC	2012-2016 Tract Poverty Rate	2012-2016 Tract Median Family Income	2012-2016 State Median Family Income	2012-2016 Core Based Statistical Area (CBSA) Median Family Income	Metro/Non-Metro
North Dakota	38035011400						
North Dakota	38035011700						
North Dakota	38035011800						
North Dakota	38035011900						
North Dakota	38035012000						
North Dakota	38037965900						
North Dakota	38039968600						
North Dakota	38041964700						
North Dakota	38041964800						
North Dakota	38043966800						
North Dakota	38045972100						
North Dakota	38045972200						
North Dakota	38047972500						
North Dakota	38049955600						
North Dakota	38049955900						
North Dakota	38051972900						
North Dakota	38053940100						
North Dakota	38053962300						
North Dakota	38053962400						
North Dakota	38053962500						
North Dakota	38055960800						
North Dakota	38055961000						
North Dakota	38057961600						
North Dakota	38057961700						
North Dakota	38057961800						
North Dakota	38059020100						
North Dakota	38059020200						
North Dakota	38059020300						
North Dakota	38059020400						
North Dakota	38059020500						
North Dakota	38061940300						
North Dakota	38061940400						
North Dakota	38061955200						
North Dakota	38063959000						
North Dakota	38065961200						
North Dakota	38067950100						
North Dakota	38067950200						
North Dakota	38067950300						
North Dakota	38067950400						
North Dakota	38067950500						
North Dakota	38069956100						
North Dakota	38069956200						
North Dakota	38071957600						
North Dakota	38071957700						
North Dakota	38071957800						
North Dakota	38073968900						
North Dakota	38073969000						
North Dakota	38073969100						

AMERICAN OVERSIGHT

State	2012-2016 ACS LIC Tract	Enter "YES" Below to Nominate LIC	2012-2016 Tract Poverty Rate	2012-2016 Tract Median Family Income	2012-2016 State Median Family Income	2012-2016 Core Based Statistical Area (CBSA) Median Family Income	Metro/Non-Metro
North Dakota	38075952900						
North Dakota	38077970700						
North Dakota	38077970800						
North Dakota	38077970900						
North Dakota	38077971000						
North Dakota	38077971100						
North Dakota	38077971400						
North Dakota	38079941800						
North Dakota	38079951600						
North Dakota	38079951700						
North Dakota	38079951900						
North Dakota	38081974000						
North Dakota	38081974200						
North Dakota	38083960200						
North Dakota	38085940800						
North Dakota	38085940900						
North Dakota	38087965000						
North Dakota	38089963300						
North Dakota	38089963400						
North Dakota	38089963500						
North Dakota	38089963600						
North Dakota	38089963700						
North Dakota	38089963800						
North Dakota	38089963900						
North Dakota	38089964000						
North Dakota	38091968700						
North Dakota	38093967000						
North Dakota	38093967200						
North Dakota	38093967300						
North Dakota	38093967400						
North Dakota	38093967500						
North Dakota	38093967800						
North Dakota	38095951500						
North Dakota	38097970100						
North Dakota	38097970200						
North Dakota	38097970300						
North Dakota	38097970400						
North Dakota	38099957800						
North Dakota	38099957900						
North Dakota	38099958000						
North Dakota	38099958100						
North Dakota	38099958200						
North Dakota	38099958300						
North Dakota	38101010100						
North Dakota	38101010200						
North Dakota	38101010301						
North Dakota	38101010302						
North Dakota	38101010400						

AMERICAN OVERSIGHT

State	2012-2016 ACS LIC Tract	Enter "YES" Below to Nominate LIC	2012-2016 Tract Poverty Rate	2012-2016 Tract Median Family Income	2012-2016 State Median Family Income	2012-2016 Core Based Statistical Area (CBSA) Median Family Income	Metro/Non-Metro
North Dakota	38101010500						
North Dakota	38101010600						
North Dakota	38101010700						
North Dakota	38101010800						
North Dakota	38101010900						
North Dakota	38101011000						
North Dakota	38101011200						
North Dakota	38101011300						
North Dakota	38103959800						
North Dakota	38103960000						
North Dakota	38105953400						
North Dakota	38105953500						
North Dakota	38105953600						
North Dakota	38105953700						
North Dakota	38105953800						
North Dakota	38105953900						
North Dakota	38105954100						
Ohio	39001770100						
Ohio	39001770200						
Ohio	39001770300						
Ohio	39001770400						
Ohio	39001770500						
Ohio	39001770600						
Ohio	39003010100						
Ohio	39003010200						
Ohio	39003010300						
Ohio	39003010600						
Ohio	39003010800						
Ohio	39003010900						
Ohio	39003011000						
Ohio	39003011200						
Ohio	39003011300						
Ohio	39003011400						
Ohio	39003011500						
Ohio	39003011600						
Ohio	39003011800						
Ohio	39003011900						
Ohio	39003012000						
Ohio	39003012100						
Ohio	39003012200						
Ohio	39003012300						
Ohio	39003012400						
Ohio	39003012600						
Ohio	39003012700						
Ohio	39003012900						
Ohio	39003013000						
Ohio	39003013100						
Ohio	39003013200						

AMERICAN OVERSIGHT

State	2012-2016 ACS LIC Tract	Enter "YES" Below to Nominate LIC	2012-2016 Tract Poverty Rate	2012-2016 Tract Median Family Income	2012-2016 State Median Family Income	2012-2016 Core Based Statistical Area (CBSA) Median Family Income	Metro/Non-Metro
Ohio	39003013300						
Ohio	39003013400						
Ohio	39003013600						
Ohio	39003013700						
Ohio	39003013800						
Ohio	39003013900						
Ohio	39003014000						
Ohio	39003014100						
Ohio	39005970100						
Ohio	39005970200						
Ohio	39005970300						
Ohio	39005970400						
Ohio	39005970500						
Ohio	39005970600						
Ohio	39005970700						
Ohio	39005970800						
Ohio	39005970900						
Ohio	39005971000						
Ohio	39005971100						
Ohio	39007000101						
Ohio	39007000102						
Ohio	39007000103						
Ohio	39007000200						
Ohio	39007000300						
Ohio	39007000400						
Ohio	39007000500						
Ohio	39007000601						
Ohio	39007000602						
Ohio	39007000603						
Ohio	39007000701						
Ohio	39007000702						
Ohio	39007000703						
Ohio	39007000704						
Ohio	39007000801						
Ohio	39007000802						
Ohio	39007000900						
Ohio	39007001001						
Ohio	39007001002						
Ohio	39007001101						
Ohio	39007001102						
Ohio	39007001200						
Ohio	39007001301						
Ohio	39007001302						
Ohio	39007001400						
Ohio	39007990000						
Ohio	39009972600						
Ohio	39009972700						
Ohio	39009972800						

AMERICAN OVERSIGHT

State	2012-2016 ACS LIC Tract	Enter "YES" Below to Nominate LIC	2012-2016 Tract Poverty Rate	2012-2016 Tract Median Family Income	2012-2016 State Median Family Income	2012-2016 Core Based Statistical Area (CBSA) Median Family Income	Metro/Non-Metro
Ohio	39009972900						
Ohio	39009973000						
Ohio	39009973101						
Ohio	39009973200						
Ohio	39009973300						
Ohio	39009973400						
Ohio	39009973500						
Ohio	39009973600						
Ohio	39009973700						
Ohio	39009973800						
Ohio	39009973901						
Ohio	39009973902						
Ohio	39011040100						
Ohio	39011040200						
Ohio	39011040300						
Ohio	39011040400						
Ohio	39011040500						
Ohio	39011040600						
Ohio	39011040900						
Ohio	39011041000						
Ohio	39011041100						
Ohio	39011041201						
Ohio	39011041202						
Ohio	39013010100						
Ohio	39013010200						
Ohio	39013010300						
Ohio	39013010600						
Ohio	39013010700						
Ohio	39013010802						
Ohio	39013010900						
Ohio	39013011000						
Ohio	39013011200						
Ohio	39013011300						
Ohio	39013011400						
Ohio	39013011500						
Ohio	39013011600						
Ohio	39013011700						
Ohio	39013011900						
Ohio	39013012000						
Ohio	39013012100						
Ohio	39013012200						
Ohio	39013012300						
Ohio	39013012400						
Ohio	39015951201						
Ohio	39015951202						
Ohio	39015951300						
Ohio	39015951400						
Ohio	39015951500						

AMERICAN OVERSIGHT

State	2012-2016 ACS LIC Tract	Enter "YES" Below to Nominate LIC	2012-2016 Tract Poverty Rate	2012-2016 Tract Median Family Income	2012-2016 State Median Family Income	2012-2016 Core Based Statistical Area (CBSA) Median Family Income	Metro/Non-Metro
Ohio	39015951600						
Ohio	39015951700						
Ohio	39015951800						
Ohio	39015951900						
Ohio	39017000100						
Ohio	39017000200						
Ohio	39017000300						
Ohio	39017000400						
Ohio	39017000500						
Ohio	39017000600						
Ohio	39017001001						
Ohio	39017001002						
Ohio	39017001100						
Ohio	39017001300						
Ohio	39017010101						
Ohio	39017010102						
Ohio	39017010103						
Ohio	39017010104						
Ohio	39017010201						
Ohio	39017010202						
Ohio	39017010203						
Ohio	39017010301						
Ohio	39017010302						
Ohio	39017010500						
Ohio	39017010600						
Ohio	39017010800						
Ohio	39017010901						
Ohio	39017010903						
Ohio	39017010904						
Ohio	39017010906						
Ohio	39017010907						
Ohio	39017010908						
Ohio	39017010909						
Ohio	39017010910						
Ohio	39017010911						
Ohio	39017011002						
Ohio	39017011003						
Ohio	39017011004						
Ohio	39017011109						
Ohio	39017011110						
Ohio	39017011111						
Ohio	39017011112						
Ohio	39017011116						
Ohio	39017011117						
Ohio	39017011118						
Ohio	39017011120						
Ohio	39017011121						
Ohio	39017011122						

AMERICAN OVERSIGHT

State	2012-2016 ACS LIC Tract	Enter "YES" Below to Nominate LIC	2012-2016 Tract Poverty Rate	2012-2016 Tract Median Family Income	2012-2016 State Median Family Income	2012-2016 Core Based Statistical Area (CBSA) Median Family Income	Metro/Non-Metro
Ohio	39017011123						
Ohio	39017011125						
Ohio	39017011126						
Ohio	39017011127						
Ohio	39017011128						
Ohio	39017011129						
Ohio	39017011130						
Ohio	39017011131						
Ohio	39017011200						
Ohio	39017011300						
Ohio	39017011800						
Ohio	39017012100						
Ohio	39017012200						
Ohio	39017012300						
Ohio	39017012400						
Ohio	39017012500						
Ohio	39017012600						
Ohio	39017012700						
Ohio	39017013000						
Ohio	39017013100						
Ohio	39017013200						
Ohio	39017013300						
Ohio	39017013400						
Ohio	39017013500						
Ohio	39017013600						
Ohio	39017013900						
Ohio	39017014000						
Ohio	39017014100						
Ohio	39017014300						
Ohio	39017014400						
Ohio	39017014600						
Ohio	39017014700						
Ohio	39017014800						
Ohio	39017014900						
Ohio	39017015000						
Ohio	39017015100						
Ohio	39019720100						
Ohio	39019720200						
Ohio	39019720300						
Ohio	39019720400						
Ohio	39019720500						
Ohio	39019720600						
Ohio	39019720700						
Ohio	39021010100						
Ohio	39021010200						
Ohio	39021010400						
Ohio	39021010500						
Ohio	39021010600						

AMERICAN OVERSIGHT

State	2012-2016 ACS LIC Tract	Enter "YES" Below to Nominate LIC	2012-2016 Tract Poverty Rate	2012-2016 Tract Median Family Income	2012-2016 State Median Family Income	2012-2016 Core Based Statistical Area (CBSA) Median Family Income	Metro/Non-Metro
Ohio	39021011001						
Ohio	39021011501						
Ohio	39021011504						
Ohio	39021011505						
Ohio	39021011506						
Ohio	39023000200						
Ohio	39023000300						
Ohio	39023000400						
Ohio	39023000500						
Ohio	39023000600						
Ohio	39023000700						
Ohio	39023000901						
Ohio	39023000902						
Ohio	39023001000						
Ohio	39023001101						
Ohio	39023001102						
Ohio	39023001200						
Ohio	39023001300						
Ohio	39023001400						
Ohio	39023001500						
Ohio	39023001600						
Ohio	39023001700						
Ohio	39023001900						
Ohio	39023002000						
Ohio	39023002100						
Ohio	39023002200						
Ohio	39023002301						
Ohio	39023002403						
Ohio	39023002404						
Ohio	39023002501						
Ohio	39023002502						
Ohio	39023002601						
Ohio	39023002602						
Ohio	39023002605						
Ohio	39023002606						
Ohio	39023002701						
Ohio	39023002702						
Ohio	39023002800						
Ohio	39023002901						
Ohio	39023002902						
Ohio	39023003001						
Ohio	39023003002						
Ohio	39023003101						
Ohio	39023003102						
Ohio	39023003200						
Ohio	39023003301						
Ohio	39023003302						
Ohio	39023003400						

AMERICAN OVERSIGHT

State	2012-2016 ACS LIC Tract	Enter "YES" Below to Nominate LIC	2012-2016 Tract Poverty Rate	2012-2016 Tract Median Family Income	2012-2016 State Median Family Income	2012-2016 Core Based Statistical Area (CBSA) Median Family Income	Metro/Non-Metro
Ohio	39023003700						
Ohio	39025040101						
Ohio	39025040102						
Ohio	39025040202						
Ohio	39025040203						
Ohio	39025040204						
Ohio	39025040301						
Ohio	39025040302						
Ohio	39025040303						
Ohio	39025040401						
Ohio	39025040403						
Ohio	39025040404						
Ohio	39025040405						
Ohio	39025040500						
Ohio	39025040600						
Ohio	39025040701						
Ohio	39025040702						
Ohio	39025040800						
Ohio	39025040900						
Ohio	39025041000						
Ohio	39025041101						
Ohio	39025041102						
Ohio	39025041103						
Ohio	39025041200						
Ohio	39025041303						
Ohio	39025041304						
Ohio	39025041305						
Ohio	39025041306						
Ohio	39025041307						
Ohio	39025041403						
Ohio	39025041404						
Ohio	39025041405						
Ohio	39025041406						
Ohio	39025041501						
Ohio	39025041502						
Ohio	39025041600						
Ohio	39025041701						
Ohio	39025041702						
Ohio	39025041800						
Ohio	39025041900						
Ohio	39025042000						
Ohio	39027964300						
Ohio	39027964400						
Ohio	39027964500						
Ohio	39027964600						
Ohio	39027964700						
Ohio	39027964800						
Ohio	39027964900						

AMERICAN OVERSIGHT

State	2012-2016 ACS LIC Tract	Enter "YES" Below to Nominate LIC	2012-2016 Tract Poverty Rate	2012-2016 Tract Median Family Income	2012-2016 State Median Family Income	2012-2016 Core Based Statistical Area (CBSA) Median Family Income	Metro/Non-Metro
Ohio	39027965000						
Ohio	39027965100						
Ohio	39029950100						
Ohio	39029950200						
Ohio	39029950300						
Ohio	39029950400						
Ohio	39029950500						
Ohio	39029950600						
Ohio	39029950700						
Ohio	39029950800						
Ohio	39029950900						
Ohio	39029951000						
Ohio	39029951100						
Ohio	39029951200						
Ohio	39029951300						
Ohio	39029951400						
Ohio	39029951500						
Ohio	39029951600						
Ohio	39029951700						
Ohio	39029951800						
Ohio	39029951900						
Ohio	39029952000						
Ohio	39029952100						
Ohio	39029952200						
Ohio	39029952300						
Ohio	39029952400						
Ohio	39031960900						
Ohio	39031961000						
Ohio	39031961100						
Ohio	39031961200						
Ohio	39031961300						
Ohio	39031961400						
Ohio	39031961500						
Ohio	39031961600						
Ohio	39031961700						
Ohio	39031961800						
Ohio	39033974100						
Ohio	39033974200						
Ohio	39033974300						
Ohio	39033974400						
Ohio	39033974500						
Ohio	39033974600						
Ohio	39033974700						
Ohio	39033974800						
Ohio	39033974900						
Ohio	39033975000						
Ohio	39033975100						
Ohio	39033975200						

AMERICAN OVERSIGHT

State	2012-2016 ACS LIC Tract	Enter "YES" Below to Nominate LIC	2012-2016 Tract Poverty Rate	2012-2016 Tract Median Family Income	2012-2016 State Median Family Income	2012-2016 Core Based Statistical Area (CBSA) Median Family Income	Metro/Non-Metro
Ohio	39033975300						
Ohio	39035101101						
Ohio	39035101102						
Ohio	39035101200						
Ohio	39035101300						
Ohio	39035101400						
Ohio	39035101501						
Ohio	39035101603						
Ohio	39035101700						
Ohio	39035101800						
Ohio	39035101901						
Ohio	39035102101						
Ohio	39035102102						
Ohio	39035102200						
Ohio	39035102300						
Ohio	39035102401						
Ohio	39035102402						
Ohio	39035102700						
Ohio	39035102800						
Ohio	39035102900						
Ohio	39035103100						
Ohio	39035103300						
Ohio	39035103400						
Ohio	39035103500						
Ohio	39035103602						
Ohio	39035103800						
Ohio	39035103900						
Ohio	39035104100						
Ohio	39035104200						
Ohio	39035104300						
Ohio	39035104400						
Ohio	39035104600						
Ohio	39035104800						
Ohio	39035104900						
Ohio	39035105100						
Ohio	39035105300						
Ohio	39035105400						
Ohio	39035105500						
Ohio	39035105602						
Ohio	39035105700						
Ohio	39035105900						
Ohio	39035106100						
Ohio	39035106200						
Ohio	39035106300						
Ohio	39035106400						
Ohio	39035106500						
Ohio	39035106600						
Ohio	39035106800						

AMERICAN OVERSIGHT

State	2012-2016 ACS LIC Tract	Enter "YES" Below to Nominate LIC	2012-2016 Tract Poverty Rate	2012-2016 Tract Median Family Income	2012-2016 State Median Family Income	2012-2016 Core Based Statistical Area (CBSA) Median Family Income	Metro/Non-Metro
Ohio	39035106900						
Ohio	39035107000						
Ohio	39035107101						
Ohio	39035107701						
Ohio	39035107802						
Ohio	39035108201						
Ohio	39035108301						
Ohio	39035108400						
Ohio	39035108701						
Ohio	39035109301						
Ohio	39035109701						
Ohio	39035109801						
Ohio	39035110501						
Ohio	39035110801						
Ohio	39035110901						
Ohio	39035111202						
Ohio	39035111401						
Ohio	39035111500						
Ohio	39035111600						
Ohio	39035111700						
Ohio	39035111800						
Ohio	39035111902						
Ohio	39035112100						
Ohio	39035112200						
Ohio	39035112301						
Ohio	39035112400						
Ohio	39035112500						
Ohio	39035112600						
Ohio	39035112800						
Ohio	39035113101						
Ohio	39035113500						
Ohio	39035113600						
Ohio	39035113801						
Ohio	39035114100						
Ohio	39035114300						
Ohio	39035114501						
Ohio	39035114600						
Ohio	39035114700						
Ohio	39035114900						
Ohio	39035115100						
Ohio	39035115200						
Ohio	39035115300						
Ohio	39035115400						
Ohio	39035115700						
Ohio	39035115800						
Ohio	39035115900						
Ohio	39035116100						
Ohio	39035116200						

AMERICAN OVERSIGHT

State	2012-2016 ACS LIC Tract	Enter "YES" Below to Nominate LIC	2012-2016 Tract Poverty Rate	2012-2016 Tract Median Family Income	2012-2016 State Median Family Income	2012-2016 Core Based Statistical Area (CBSA) Median Family Income	Metro/Non-Metro
Ohio	39035116300						
Ohio	39035116400						
Ohio	39035116500						
Ohio	39035116600						
Ohio	39035116700						
Ohio	39035116800						
Ohio	39035116900						
Ohio	39035117101						
Ohio	39035117102						
Ohio	39035117201						
Ohio	39035117202						
Ohio	39035117300						
Ohio	39035117400						
Ohio	39035117500						
Ohio	39035117600						
Ohio	39035117700						
Ohio	39035117800						
Ohio	39035117900						
Ohio	39035118101						
Ohio	39035118200						
Ohio	39035118301						
Ohio	39035118400						
Ohio	39035118500						
Ohio	39035118602						
Ohio	39035118700						
Ohio	39035118800						
Ohio	39035118900						
Ohio	39035119100						
Ohio	39035119202						
Ohio	39035119300						
Ohio	39035119401						
Ohio	39035119402						
Ohio	39035119501						
Ohio	39035119502						
Ohio	39035119600						
Ohio	39035119701						
Ohio	39035119702						
Ohio	39035119800						
Ohio	39035119900						
Ohio	39035120200						
Ohio	39035120400						
Ohio	39035120500						
Ohio	39035120600						
Ohio	39035120701						
Ohio	39035120702						
Ohio	39035120801						
Ohio	39035120802						
Ohio	39035121100						

AMERICAN OVERSIGHT

State	2012-2016 ACS LIC Tract	Enter "YES" Below to Nominate LIC	2012-2016 Tract Poverty Rate	2012-2016 Tract Median Family Income	2012-2016 State Median Family Income	2012-2016 Core Based Statistical Area (CBSA) Median Family Income	Metro/Non-Metro
Ohio	39035121200						
Ohio	39035121300						
Ohio	39035121401						
Ohio	39035121403						
Ohio	39035121500						
Ohio	39035121700						
Ohio	39035121800						
Ohio	39035121900						
Ohio	39035122100						
Ohio	39035122200						
Ohio	39035122300						
Ohio	39035123100						
Ohio	39035123200						
Ohio	39035123400						
Ohio	39035123501						
Ohio	39035123502						
Ohio	39035123601						
Ohio	39035123602						
Ohio	39035123603						
Ohio	39035123700						
Ohio	39035123800						
Ohio	39035123900						
Ohio	39035124100						
Ohio	39035124201						
Ohio	39035124202						
Ohio	39035124300						
Ohio	39035124500						
Ohio	39035124600						
Ohio	39035126100						
Ohio	39035127501						
Ohio	39035130103						
Ohio	39035130104						
Ohio	39035130105						
Ohio	39035130106						
Ohio	39035131102						
Ohio	39035131103						
Ohio	39035131104						
Ohio	39035132100						
Ohio	39035132200						
Ohio	39035132301						
Ohio	39035132302						
Ohio	39035133103						
Ohio	39035133104						
Ohio	39035134100						
Ohio	39035134203						
Ohio	39035134204						
Ohio	39035134205						
Ohio	39035134206						

AMERICAN OVERSIGHT

State	2012-2016 ACS LIC Tract	Enter "YES" Below to Nominate LIC	2012-2016 Tract Poverty Rate	2012-2016 Tract Median Family Income	2012-2016 State Median Family Income	2012-2016 Core Based Statistical Area (CBSA) Median Family Income	Metro/Non-Metro
Ohio	39035134300						
Ohio	39035135103						
Ohio	39035135104						
Ohio	39035135105						
Ohio	39035135106						
Ohio	39035136101						
Ohio	39035136102						
Ohio	39035136103						
Ohio	39035137101						
Ohio	39035137102						
Ohio	39035137103						
Ohio	39035138105						
Ohio	39035138106						
Ohio	39035138107						
Ohio	39035138108						
Ohio	39035138109						
Ohio	39035138110						
Ohio	39035140100						
Ohio	39035140301						
Ohio	39035140302						
Ohio	39035140400						
Ohio	39035140500						
Ohio	39035140600						
Ohio	39035140701						
Ohio	39035140702						
Ohio	39035140800						
Ohio	39035140900						
Ohio	39035141000						
Ohio	39035141100						
Ohio	39035141200						
Ohio	39035141300						
Ohio	39035141400						
Ohio	39035141500						
Ohio	39035141601						
Ohio	39035141602						
Ohio	39035141700						
Ohio	39035150100						
Ohio	39035150300						
Ohio	39035150400						
Ohio	39035151100						
Ohio	39035151200						
Ohio	39035151300						
Ohio	39035151400						
Ohio	39035151500						
Ohio	39035151600						
Ohio	39035151700						
Ohio	39035151800						
Ohio	39035152101						

AMERICAN OVERSIGHT

State	2012-2016 ACS LIC Tract	Enter "YES" Below to Nominate LIC	2012-2016 Tract Poverty Rate	2012-2016 Tract Median Family Income	2012-2016 State Median Family Income	2012-2016 Core Based Statistical Area (CBSA) Median Family Income	Metro/Non-Metro
Ohio	39035152102						
Ohio	39035152201						
Ohio	39035152202						
Ohio	39035152301						
Ohio	39035152302						
Ohio	39035152303						
Ohio	39035152400						
Ohio	39035152501						
Ohio	39035152502						
Ohio	39035152603						
Ohio	39035152604						
Ohio	39035152701						
Ohio	39035152702						
Ohio	39035152703						
Ohio	39035153103						
Ohio	39035153104						
Ohio	39035153105						
Ohio	39035153106						
Ohio	39035153107						
Ohio	39035154100						
Ohio	39035154200						
Ohio	39035154300						
Ohio	39035154400						
Ohio	39035154501						
Ohio	39035154502						
Ohio	39035154601						
Ohio	39035154603						
Ohio	39035154604						
Ohio	39035154700						
Ohio	39035155101						
Ohio	39035155102						
Ohio	39035156101						
Ohio	39035156102						
Ohio	39035160100						
Ohio	39035160200						
Ohio	39035160300						
Ohio	39035160400						
Ohio	39035160500						
Ohio	39035160601						
Ohio	39035160602						
Ohio	39035160700						
Ohio	39035160800						
Ohio	39035160900						
Ohio	39035161000						
Ohio	39035161100						
Ohio	39035161200						
Ohio	39035161300						
Ohio	39035161400						

AMERICAN OVERSIGHT

State	2012-2016 ACS LIC Tract	Enter "YES" Below to Nominate LIC	2012-2016 Tract Poverty Rate	2012-2016 Tract Median Family Income	2012-2016 State Median Family Income	2012-2016 Core Based Statistical Area (CBSA) Median Family Income	Metro/Non-Metro
Ohio	39035161500						
Ohio	39035161600						
Ohio	39035161700						
Ohio	39035161800						
Ohio	39035170101						
Ohio	39035170102						
Ohio	39035170201						
Ohio	39035170202						
Ohio	39035171102						
Ohio	39035171103						
Ohio	39035171104						
Ohio	39035171203						
Ohio	39035171204						
Ohio	39035171205						
Ohio	39035171206						
Ohio	39035172101						
Ohio	39035172102						
Ohio	39035172103						
Ohio	39035172201						
Ohio	39035172202						
Ohio	39035173103						
Ohio	39035173104						
Ohio	39035173105						
Ohio	39035173106						
Ohio	39035173107						
Ohio	39035174103						
Ohio	39035174104						
Ohio	39035174105						
Ohio	39035174106						
Ohio	39035174107						
Ohio	39035174203						
Ohio	39035174204						
Ohio	39035174205						
Ohio	39035174206						
Ohio	39035174207						
Ohio	39035175103						
Ohio	39035175104						
Ohio	39035175105						
Ohio	39035175106						
Ohio	39035175201						
Ohio	39035175202						
Ohio	39035176100						
Ohio	39035176200						
Ohio	39035177101						
Ohio	39035177103						
Ohio	39035177104						
Ohio	39035177201						
Ohio	39035177202						

AMERICAN OVERSIGHT

State	2012-2016 ACS LIC Tract	Enter "YES" Below to Nominate LIC	2012-2016 Tract Poverty Rate	2012-2016 Tract Median Family Income	2012-2016 State Median Family Income	2012-2016 Core Based Statistical Area (CBSA) Median Family Income	Metro/Non-Metro
Ohio	39035177302						
Ohio	39035177303						
Ohio	39035177304						
Ohio	39035177403						
Ohio	39035177404						
Ohio	39035177405						
Ohio	39035177406						
Ohio	39035177501						
Ohio	39035177503						
Ohio	39035177504						
Ohio	39035177505						
Ohio	39035177604						
Ohio	39035177605						
Ohio	39035177606						
Ohio	39035177607						
Ohio	39035177608						
Ohio	39035177609						
Ohio	39035178101						
Ohio	39035178102						
Ohio	39035178201						
Ohio	39035178204						
Ohio	39035178205						
Ohio	39035178206						
Ohio	39035179101						
Ohio	39035179102						
Ohio	39035180102						
Ohio	39035180103						
Ohio	39035180104						
Ohio	39035181100						
Ohio	39035181201						
Ohio	39035181203						
Ohio	39035181204						
Ohio	39035182103						
Ohio	39035182104						
Ohio	39035182105						
Ohio	39035182106						
Ohio	39035183100						
Ohio	39035183200						
Ohio	39035183300						
Ohio	39035183401						
Ohio	39035183402						
Ohio	39035183501						
Ohio	39035183502						
Ohio	39035183603						
Ohio	39035183604						
Ohio	39035183605						
Ohio	39035183606						
Ohio	39035184103						

AMERICAN OVERSIGHT

State	2012-2016 ACS LIC Tract	Enter "YES" Below to Nominate LIC	2012-2016 Tract Poverty Rate	2012-2016 Tract Median Family Income	2012-2016 State Median Family Income	2012-2016 Core Based Statistical Area (CBSA) Median Family Income	Metro/Non-Metro
Ohio	39035184104						
Ohio	39035184105						
Ohio	39035184106						
Ohio	39035184108						
Ohio	39035185101						
Ohio	39035185102						
Ohio	39035185103						
Ohio	39035185104						
Ohio	39035185201						
Ohio	39035185202						
Ohio	39035185203						
Ohio	39035186103						
Ohio	39035186104						
Ohio	39035186105						
Ohio	39035186106						
Ohio	39035186107						
Ohio	39035186201						
Ohio	39035186202						
Ohio	39035186203						
Ohio	39035186205						
Ohio	39035186206						
Ohio	39035187103						
Ohio	39035187104						
Ohio	39035187105						
Ohio	39035187106						
Ohio	39035188103						
Ohio	39035188104						
Ohio	39035188105						
Ohio	39035188106						
Ohio	39035188107						
Ohio	39035189105						
Ohio	39035189107						
Ohio	39035189108						
Ohio	39035189109						
Ohio	39035189110						
Ohio	39035189111						
Ohio	39035189112						
Ohio	39035190502						
Ohio	39035190503						
Ohio	39035190504						
Ohio	39035192300						
Ohio	39035192800						
Ohio	39035192900						
Ohio	39035193800						
Ohio	39035193900						
Ohio	39035194100						
Ohio	39035194300						
Ohio	39035194500						

AMERICAN OVERSIGHT

State	2012-2016 ACS LIC Tract	Enter "YES" Below to Nominate LIC	2012-2016 Tract Poverty Rate	2012-2016 Tract Median Family Income	2012-2016 State Median Family Income	2012-2016 Core Based Statistical Area (CBSA) Median Family Income	Metro/Non-Metro
Ohio	39035194800						
Ohio	39035194900						
Ohio	39035195600						
Ohio	39035195700						
Ohio	39035195800						
Ohio	39035195900						
Ohio	39035196000						
Ohio	39035196100						
Ohio	39035196200						
Ohio	39035196300						
Ohio	39035196400						
Ohio	39035196500						
Ohio	39035980100						
Ohio	39035980500						
Ohio	39035981100						
Ohio	39035990000						
Ohio	39037500100						
Ohio	39037510100						
Ohio	39037520100						
Ohio	39037530100						
Ohio	39037540100						
Ohio	39037550100						
Ohio	39037555000						
Ohio	39037555101						
Ohio	39037555102						
Ohio	39037560100						
Ohio	39037570101						
Ohio	39037570102						
Ohio	39039958100						
Ohio	39039958200						
Ohio	39039958300						
Ohio	39039958400						
Ohio	39039958500						
Ohio	39039958600						
Ohio	39039958700						
Ohio	39039958800						
Ohio	39039958900						
Ohio	39041010100						
Ohio	39041010200						
Ohio	39041010420						
Ohio	39041010421						
Ohio	39041010422						
Ohio	39041010520						
Ohio	39041010530						
Ohio	39041011101						
Ohio	39041011102						
Ohio	39041011200						
Ohio	39041011411						

AMERICAN OVERSIGHT

State	2012-2016 ACS LIC Tract	Enter "YES" Below to Nominate LIC	2012-2016 Tract Poverty Rate	2012-2016 Tract Median Family Income	2012-2016 State Median Family Income	2012-2016 Core Based Statistical Area (CBSA) Median Family Income	Metro/Non-Metro
Ohio	39041011412						
Ohio	39041011413						
Ohio	39041011421						
Ohio	39041011423						
Ohio	39041011430						
Ohio	39041011520						
Ohio	39041011530						
Ohio	39041011540						
Ohio	39041011550						
Ohio	39041011560						
Ohio	39041011561						
Ohio	39041011604						
Ohio	39041011710						
Ohio	39041011730						
Ohio	39041011740						
Ohio	39041011750						
Ohio	39041011760						
Ohio	39041011762						
Ohio	39041011900						
Ohio	39041012000						
Ohio	39041012100						
Ohio	39041012200						
Ohio	39041012300						
Ohio	39041012400						
Ohio	39043040100						
Ohio	39043040200						
Ohio	39043040300						
Ohio	39043040400						
Ohio	39043040500						
Ohio	39043040600						
Ohio	39043040700						
Ohio	39043040800						
Ohio	39043040900						
Ohio	39043041000						
Ohio	39043041100						
Ohio	39043041200						
Ohio	39043041300						
Ohio	39043041400						
Ohio	39043041500						
Ohio	39043041600						
Ohio	39043041700						
Ohio	39043041800						
Ohio	39043990100						
Ohio	39045030100						
Ohio	39045030200						
Ohio	39045030300						
Ohio	39045030400						
Ohio	39045030600						

AMERICAN OVERSIGHT

State	2012-2016 ACS LIC Tract	Enter "YES" Below to Nominate LIC	2012-2016 Tract Poverty Rate	2012-2016 Tract Median Family Income	2012-2016 State Median Family Income	2012-2016 Core Based Statistical Area (CBSA) Median Family Income	Metro/Non-Metro
Ohio	39045030700						
Ohio	39045030800						
Ohio	39045030900						
Ohio	39045031000						
Ohio	39045031100						
Ohio	39045031200						
Ohio	39045031300						
Ohio	39045031400						
Ohio	39045031500						
Ohio	39045031600						
Ohio	39045031700						
Ohio	39045032000						
Ohio	39045032100						
Ohio	39045032200						
Ohio	39045032300						
Ohio	39045032500						
Ohio	39045032600						
Ohio	39045032701						
Ohio	39045032702						
Ohio	39045032800						
Ohio	39045032900						
Ohio	39045033000						
Ohio	39045033100						
Ohio	39047925800						
Ohio	39047925900						
Ohio	39047926000						
Ohio	39047926100						
Ohio	39047926200						
Ohio	39047926300						
Ohio	39047926400						
Ohio	39049000110						
Ohio	39049000120						
Ohio	39049000210						
Ohio	39049000220						
Ohio	39049000310						
Ohio	39049000320						
Ohio	39049000330						
Ohio	39049000410						
Ohio	39049000420						
Ohio	39049000500						
Ohio	39049000600						
Ohio	39049000710						
Ohio	39049000720						
Ohio	39049000730						
Ohio	39049000810						
Ohio	39049000820						
Ohio	39049000910						
Ohio	39049000920						

AMERICAN OVERSIGHT

State	2012-2016 ACS LIC Tract	Enter "YES" Below to Nominate LIC	2012-2016 Tract Poverty Rate	2012-2016 Tract Median Family Income	2012-2016 State Median Family Income	2012-2016 Core Based Statistical Area (CBSA) Median Family Income	Metro/Non-Metro
Ohio	39049001000						
Ohio	39049001110						
Ohio	39049001121						
Ohio	39049001122						
Ohio	39049001200						
Ohio	39049001300						
Ohio	39049001400						
Ohio	39049001500						
Ohio	39049001600						
Ohio	39049001700						
Ohio	39049001810						
Ohio	39049001820						
Ohio	39049001901						
Ohio	39049001902						
Ohio	39049002000						
Ohio	39049002100						
Ohio	39049002200						
Ohio	39049002300						
Ohio	39049002510						
Ohio	39049002520						
Ohio	39049002600						
Ohio	39049002710						
Ohio	39049002730						
Ohio	39049002740						
Ohio	39049002750						
Ohio	39049002760						
Ohio	39049002770						
Ohio	39049002780						
Ohio	39049002800						
Ohio	39049002900						
Ohio	39049003000						
Ohio	39049003200						
Ohio	39049003600						
Ohio	39049003700						
Ohio	39049003800						
Ohio	39049004000						
Ohio	39049004200						
Ohio	39049004300						
Ohio	39049004500						
Ohio	39049004610						
Ohio	39049004620						
Ohio	39049004700						
Ohio	39049004810						
Ohio	39049004820						
Ohio	39049004900						
Ohio	39049005000						
Ohio	39049005100						
Ohio	39049005200						

AMERICAN OVERSIGHT

State	2012-2016 ACS LIC Tract	Enter "YES" Below to Nominate LIC	2012-2016 Tract Poverty Rate	2012-2016 Tract Median Family Income	2012-2016 State Median Family Income	2012-2016 Core Based Statistical Area (CBSA) Median Family Income	Metro/Non-Metro
Ohio	39049005300						
Ohio	39049005410						
Ohio	39049005420						
Ohio	39049005500						
Ohio	39049005610						
Ohio	39049005620						
Ohio	39049005700						
Ohio	39049005810						
Ohio	39049005820						
Ohio	39049005900						
Ohio	39049006000						
Ohio	39049006100						
Ohio	39049006220						
Ohio	39049006230						
Ohio	39049006236						
Ohio	39049006310						
Ohio	39049006321						
Ohio	39049006323						
Ohio	39049006330						
Ohio	39049006340						
Ohio	39049006351						
Ohio	39049006352						
Ohio	39049006353						
Ohio	39049006371						
Ohio	39049006372						
Ohio	39049006383						
Ohio	39049006384						
Ohio	39049006386						
Ohio	39049006387						
Ohio	39049006391						
Ohio	39049006392						
Ohio	39049006393						
Ohio	39049006394						
Ohio	39049006395						
Ohio	39049006396						
Ohio	39049006410						
Ohio	39049006430						
Ohio	39049006500						
Ohio	39049006600						
Ohio	39049006710						
Ohio	39049006721						
Ohio	39049006722						
Ohio	39049006810						
Ohio	39049006821						
Ohio	39049006822						
Ohio	39049006910						
Ohio	39049006921						
Ohio	39049006923						

AMERICAN OVERSIGHT

State	2012-2016 ACS LIC Tract	Enter "YES" Below to Nominate LIC	2012-2016 Tract Poverty Rate	2012-2016 Tract Median Family Income	2012-2016 State Median Family Income	2012-2016 Core Based Statistical Area (CBSA) Median Family Income	Metro/Non-Metro
Ohio	39049006924						
Ohio	39049006931						
Ohio	39049006932						
Ohio	39049006933						
Ohio	39049006942						
Ohio	39049006943						
Ohio	39049006944						
Ohio	39049006945						
Ohio	39049006950						
Ohio	39049006990						
Ohio	39049007010						
Ohio	39049007020						
Ohio	39049007041						
Ohio	39049007043						
Ohio	39049007044						
Ohio	39049007047						
Ohio	39049007048						
Ohio	39049007112						
Ohio	39049007113						
Ohio	39049007114						
Ohio	39049007115						
Ohio	39049007120						
Ohio	39049007132						
Ohio	39049007193						
Ohio	39049007194						
Ohio	39049007198						
Ohio	39049007199						
Ohio	39049007201						
Ohio	39049007202						
Ohio	39049007203						
Ohio	39049007205						
Ohio	39049007207						
Ohio	39049007209						
Ohio	39049007210						
Ohio	39049007393						
Ohio	39049007394						
Ohio	39049007395						
Ohio	39049007396						
Ohio	39049007424						
Ohio	39049007425						
Ohio	39049007426						
Ohio	39049007427						
Ohio	39049007492						
Ohio	39049007494						
Ohio	39049007511						
Ohio	39049007512						
Ohio	39049007520						
Ohio	39049007531						

AMERICAN OVERSIGHT

State	2012-2016 ACS LIC Tract	Enter "YES" Below to Nominate LIC	2012-2016 Tract Poverty Rate	2012-2016 Tract Median Family Income	2012-2016 State Median Family Income	2012-2016 Core Based Statistical Area (CBSA) Median Family Income	Metro/Non-Metro
Ohio	39049007532						
Ohio	39049007533						
Ohio	39049007534						
Ohio	39049007550						
Ohio	39049007551						
Ohio	39049007710						
Ohio	39049007721						
Ohio	39049007722						
Ohio	39049007730						
Ohio	39049007740						
Ohio	39049007811						
Ohio	39049007812						
Ohio	39049007820						
Ohio	39049007830						
Ohio	39049007921						
Ohio	39049007922						
Ohio	39049007931						
Ohio	39049007933						
Ohio	39049007941						
Ohio	39049007951						
Ohio	39049007952						
Ohio	39049007953						
Ohio	39049007954						
Ohio	39049008000						
Ohio	39049008110						
Ohio	39049008120						
Ohio	39049008132						
Ohio	39049008141						
Ohio	39049008142						
Ohio	39049008161						
Ohio	39049008162						
Ohio	39049008163						
Ohio	39049008164						
Ohio	39049008210						
Ohio	39049008230						
Ohio	39049008241						
Ohio	39049008242						
Ohio	39049008311						
Ohio	39049008312						
Ohio	39049008321						
Ohio	39049008322						
Ohio	39049008330						
Ohio	39049008340						
Ohio	39049008350						
Ohio	39049008360						
Ohio	39049008370						
Ohio	39049008380						
Ohio	39049008400						

AMERICAN OVERSIGHT

State	2012-2016 ACS LIC Tract	Enter "YES" Below to Nominate LIC	2012-2016 Tract Poverty Rate	2012-2016 Tract Median Family Income	2012-2016 State Median Family Income	2012-2016 Core Based Statistical Area (CBSA) Median Family Income	Metro/Non-Metro
Ohio	39049008500						
Ohio	39049008710						
Ohio	39049008720						
Ohio	39049008730						
Ohio	39049008811						
Ohio	39049008812						
Ohio	39049008813						
Ohio	39049008821						
Ohio	39049008822						
Ohio	39049008825						
Ohio	39049008900						
Ohio	39049009000						
Ohio	39049009100						
Ohio	39049009210						
Ohio	39049009220						
Ohio	39049009230						
Ohio	39049009240						
Ohio	39049009250						
Ohio	39049009311						
Ohio	39049009312						
Ohio	39049009321						
Ohio	39049009322						
Ohio	39049009323						
Ohio	39049009325						
Ohio	39049009326						
Ohio	39049009331						
Ohio	39049009332						
Ohio	39049009333						
Ohio	39049009334						
Ohio	39049009336						
Ohio	39049009337						
Ohio	39049009340						
Ohio	39049009350						
Ohio	39049009361						
Ohio	39049009362						
Ohio	39049009371						
Ohio	39049009372						
Ohio	39049009373						
Ohio	39049009374						
Ohio	39049009381						
Ohio	39049009382						
Ohio	39049009383						
Ohio	39049009384						
Ohio	39049009385						
Ohio	39049009386						
Ohio	39049009390						
Ohio	39049009410						
Ohio	39049009420						

AMERICAN OVERSIGHT

State	2012-2016 ACS LIC Tract	Enter "YES" Below to Nominate LIC	2012-2016 Tract Poverty Rate	2012-2016 Tract Median Family Income	2012-2016 State Median Family Income	2012-2016 Core Based Statistical Area (CBSA) Median Family Income	Metro/Non-Metro
Ohio	39049009430						
Ohio	39049009440						
Ohio	39049009450						
Ohio	39049009495						
Ohio	39049009497						
Ohio	39049009520						
Ohio	39049009590						
Ohio	39049009600						
Ohio	39049009711						
Ohio	39049009712						
Ohio	39049009720						
Ohio	39049009740						
Ohio	39049009751						
Ohio	39049009752						
Ohio	39049009800						
Ohio	39049009900						
Ohio	39049010000						
Ohio	39049010100						
Ohio	39049010200						
Ohio	39049010300						
Ohio	39049010400						
Ohio	39049010500						
Ohio	39049010601						
Ohio	39049010602						
Ohio	39049010700						
Ohio	39049980000						
Ohio	39051040100						
Ohio	39051040200						
Ohio	39051040300						
Ohio	39051040400						
Ohio	39051040500						
Ohio	39051040600						
Ohio	39051040700						
Ohio	39051040800						
Ohio	39051040900						
Ohio	39053953500						
Ohio	39053953600						
Ohio	39053953700						
Ohio	39053953800						
Ohio	39053953900						
Ohio	39053954000						
Ohio	39053954100						
Ohio	39055310100						
Ohio	39055310200						
Ohio	39055310600						
Ohio	39055310700						
Ohio	39055310800						
Ohio	39055310900						

AMERICAN OVERSIGHT

State	2012-2016 ACS LIC Tract	Enter "YES" Below to Nominate LIC	2012-2016 Tract Poverty Rate	2012-2016 Tract Median Family Income	2012-2016 State Median Family Income	2012-2016 Core Based Statistical Area (CBSA) Median Family Income	Metro/Non-Metro
Ohio	39055311000						
Ohio	39055311300						
Ohio	39055311400						
Ohio	39055311500						
Ohio	39055311600						
Ohio	39055311700						
Ohio	39055311800						
Ohio	39055311900						
Ohio	39055312000						
Ohio	39055312100						
Ohio	39055312201						
Ohio	39055312202						
Ohio	39055312203						
Ohio	39055312300						
Ohio	39055312400						
Ohio	39057200101						
Ohio	39057200103						
Ohio	39057200104						
Ohio	39057200300						
Ohio	39057200400						
Ohio	39057200500						
Ohio	39057200600						
Ohio	39057200700						
Ohio	39057200900						
Ohio	39057210100						
Ohio	39057210200						
Ohio	39057210300						
Ohio	39057210401						
Ohio	39057210402						
Ohio	39057210500						
Ohio	39057210601						
Ohio	39057210602						
Ohio	39057210603						
Ohio	39057220100						
Ohio	39057220200						
Ohio	39057230100						
Ohio	39057240100						
Ohio	39057240200						
Ohio	39057240301						
Ohio	39057240302						
Ohio	39057240500						
Ohio	39057240600						
Ohio	39057240700						
Ohio	39057255000						
Ohio	39057260100						
Ohio	39057270100						
Ohio	39057280101						
Ohio	39057280102						

AMERICAN OVERSIGHT

State	2012-2016 ACS LIC Tract	Enter "YES" Below to Nominate LIC	2012-2016 Tract Poverty Rate	2012-2016 Tract Median Family Income	2012-2016 State Median Family Income	2012-2016 Core Based Statistical Area (CBSA) Median Family Income	Metro/Non-Metro
Ohio	39057280200						
Ohio	39057280300						
Ohio	39059977100						
Ohio	39059977200						
Ohio	39059977300						
Ohio	39059977400						
Ohio	39059977500						
Ohio	39059977600						
Ohio	39059977700						
Ohio	39059977800						
Ohio	39059977900						
Ohio	39059978000						
Ohio	39061000200						
Ohio	39061000700						
Ohio	39061000900						
Ohio	39061001000						
Ohio	39061001100						
Ohio	39061001600						
Ohio	39061001700						
Ohio	39061001800						
Ohio	39061001900						
Ohio	39061002000						
Ohio	39061002200						
Ohio	39061002300						
Ohio	39061002500						
Ohio	39061002600						
Ohio	39061002700						
Ohio	39061002800						
Ohio	39061002900						
Ohio	39061003000						
Ohio	39061003200						
Ohio	39061003300						
Ohio	39061003600						
Ohio	39061003700						
Ohio	39061003800						
Ohio	39061003900						
Ohio	39061004000						
Ohio	39061004100						
Ohio	39061004200						
Ohio	39061004500						
Ohio	39061004602						
Ohio	39061004603						
Ohio	39061004604						
Ohio	39061004605						
Ohio	39061004701						
Ohio	39061004702						
Ohio	39061004800						
Ohio	39061004900						

AMERICAN OVERSIGHT

State	2012-2016 ACS LIC Tract	Enter "YES" Below to Nominate LIC	2012-2016 Tract Poverty Rate	2012-2016 Tract Median Family Income	2012-2016 State Median Family Income	2012-2016 Core Based Statistical Area (CBSA) Median Family Income	Metro/Non-Metro
Ohio	39061005000						
Ohio	39061005100						
Ohio	39061005200						
Ohio	39061005301						
Ohio	39061005302						
Ohio	39061005400						
Ohio	39061005500						
Ohio	39061005600						
Ohio	39061005701						
Ohio	39061005702						
Ohio	39061005800						
Ohio	39061005900						
Ohio	39061006000						
Ohio	39061006100						
Ohio	39061006300						
Ohio	39061006400						
Ohio	39061006500						
Ohio	39061006600						
Ohio	39061006800						
Ohio	39061006900						
Ohio	39061007000						
Ohio	39061007100						
Ohio	39061007200						
Ohio	39061007300						
Ohio	39061007400						
Ohio	39061007500						
Ohio	39061007700						
Ohio	39061007800						
Ohio	39061007900						
Ohio	39061008000						
Ohio	39061008100						
Ohio	39061008201						
Ohio	39061008202						
Ohio	39061008300						
Ohio	39061008400						
Ohio	39061008501						
Ohio	39061008502						
Ohio	39061008601						
Ohio	39061008800						
Ohio	39061009200						
Ohio	39061009300						
Ohio	39061009400						
Ohio	39061009500						
Ohio	39061009600						
Ohio	39061009700						
Ohio	39061009800						
Ohio	39061009901						
Ohio	39061009902						

AMERICAN OVERSIGHT

State	2012-2016 ACS LIC Tract	Enter "YES" Below to Nominate LIC	2012-2016 Tract Poverty Rate	2012-2016 Tract Median Family Income	2012-2016 State Median Family Income	2012-2016 Core Based Statistical Area (CBSA) Median Family Income	Metro/Non-Metro
Ohio	39061010002						
Ohio	39061010003						
Ohio	39061010004						
Ohio	39061010005						
Ohio	39061010100						
Ohio	39061010201						
Ohio	39061010202						
Ohio	39061010300						
Ohio	39061010400						
Ohio	39061010500						
Ohio	39061010600						
Ohio	39061010700						
Ohio	39061010800						
Ohio	39061010900						
Ohio	39061011000						
Ohio	39061011100						
Ohio	39061020401						
Ohio	39061020403						
Ohio	39061020404						
Ohio	39061020501						
Ohio	39061020502						
Ohio	39061020504						
Ohio	39061020505						
Ohio	39061020601						
Ohio	39061020602						
Ohio	39061020701						
Ohio	39061020705						
Ohio	39061020707						
Ohio	39061020741						
Ohio	39061020742						
Ohio	39061020761						
Ohio	39061020762						
Ohio	39061020802						
Ohio	39061020811						
Ohio	39061020812						
Ohio	39061020901						
Ohio	39061020902						
Ohio	39061021001						
Ohio	39061021002						
Ohio	39061021003						
Ohio	39061021101						
Ohio	39061021102						
Ohio	39061021201						
Ohio	39061021202						
Ohio	39061021302						
Ohio	39061021303						
Ohio	39061021304						
Ohio	39061021401						

AMERICAN OVERSIGHT

State	2012-2016 ACS LIC Tract	Enter "YES" Below to Nominate LIC	2012-2016 Tract Poverty Rate	2012-2016 Tract Median Family Income	2012-2016 State Median Family Income	2012-2016 Core Based Statistical Area (CBSA) Median Family Income	Metro/Non-Metro
Ohio	39061021421						
Ohio	39061021422						
Ohio	39061021501						
Ohio	39061021504						
Ohio	39061021505						
Ohio	39061021506						
Ohio	39061021508						
Ohio	39061021509						
Ohio	39061021571						
Ohio	39061021572						
Ohio	39061021602						
Ohio	39061021603						
Ohio	39061021604						
Ohio	39061021701						
Ohio	39061021702						
Ohio	39061021801						
Ohio	39061021802						
Ohio	39061021900						
Ohio	39061022000						
Ohio	39061022101						
Ohio	39061022102						
Ohio	39061022200						
Ohio	39061022301						
Ohio	39061022302						
Ohio	39061022400						
Ohio	39061022500						
Ohio	39061022601						
Ohio	39061022602						
Ohio	39061022700						
Ohio	39061023001						
Ohio	39061023002						
Ohio	39061023100						
Ohio	39061023201						
Ohio	39061023210						
Ohio	39061023222						
Ohio	39061023300						
Ohio	39061023400						
Ohio	39061023501						
Ohio	39061023521						
Ohio	39061023522						
Ohio	39061023600						
Ohio	39061023701						
Ohio	39061023702						
Ohio	39061023800						
Ohio	39061023901						
Ohio	39061023902						
Ohio	39061024001						
Ohio	39061024002						

AMERICAN OVERSIGHT

State	2012-2016 ACS LIC Tract	Enter "YES" Below to Nominate LIC	2012-2016 Tract Poverty Rate	2012-2016 Tract Median Family Income	2012-2016 State Median Family Income	2012-2016 Core Based Statistical Area (CBSA) Median Family Income	Metro/Non-Metro
Ohio	39061024100						
Ohio	39061024200						
Ohio	39061024301						
Ohio	39061024303						
Ohio	39061024321						
Ohio	39061024322						
Ohio	39061024400						
Ohio	39061024700						
Ohio	39061024800						
Ohio	39061024901						
Ohio	39061024902						
Ohio	39061025001						
Ohio	39061025002						
Ohio	39061025101						
Ohio	39061025102						
Ohio	39061025103						
Ohio	39061025104						
Ohio	39061025200						
Ohio	39061025300						
Ohio	39061025401						
Ohio	39061025402						
Ohio	39061025500						
Ohio	39061025600						
Ohio	39061025700						
Ohio	39061025800						
Ohio	39061026001						
Ohio	39061026002						
Ohio	39061026101						
Ohio	39061026102						
Ohio	39061026200						
Ohio	39061026300						
Ohio	39061026400						
Ohio	39061026500						
Ohio	39061026600						
Ohio	39061026700						
Ohio	39061026800						
Ohio	39061026900						
Ohio	39061027000						
Ohio	39061027100						
Ohio	39061027200						
Ohio	39061027300						
Ohio	39061027400						
Ohio	39063000100						
Ohio	39063000200						
Ohio	39063000300						
Ohio	39063000400						
Ohio	39063000500						
Ohio	39063000600						

AMERICAN OVERSIGHT

State	2012-2016 ACS LIC Tract	Enter "YES" Below to Nominate LIC	2012-2016 Tract Poverty Rate	2012-2016 Tract Median Family Income	2012-2016 State Median Family Income	2012-2016 Core Based Statistical Area (CBSA) Median Family Income	Metro/Non-Metro
Ohio	39063000700						
Ohio	39063000800						
Ohio	39063000900						
Ohio	39063001000						
Ohio	39063001100						
Ohio	39063001200						
Ohio	39063001300						
Ohio	39065000100						
Ohio	39065000200						
Ohio	39065000300						
Ohio	39065000400						
Ohio	39065000500						
Ohio	39065000600						
Ohio	39065000700						
Ohio	39067975600						
Ohio	39067975700						
Ohio	39067975800						
Ohio	39067975900						
Ohio	39067976000						
Ohio	39069000100						
Ohio	39069000200						
Ohio	39069000300						
Ohio	39069000400						
Ohio	39069000500						
Ohio	39069000600						
Ohio	39069000700						
Ohio	39071954400						
Ohio	39071954500						
Ohio	39071954600						
Ohio	39071954700						
Ohio	39071954800						
Ohio	39071954900						
Ohio	39071955000						
Ohio	39071955100						
Ohio	39071955200						
Ohio	39073964900						
Ohio	39073965000						
Ohio	39073965100						
Ohio	39073965200						
Ohio	39073965300						
Ohio	39073965400						
Ohio	39073965500						
Ohio	39075976301						
Ohio	39075976302						
Ohio	39075976400						
Ohio	39075976500						
Ohio	39075976600						
Ohio	39075976700						

AMERICAN OVERSIGHT

State	2012-2016 ACS LIC Tract	Enter "YES" Below to Nominate LIC	2012-2016 Tract Poverty Rate	2012-2016 Tract Median Family Income	2012-2016 State Median Family Income	2012-2016 Core Based Statistical Area (CBSA) Median Family Income	Metro/Non-Metro
Ohio	39075976801						
Ohio	39075976802						
Ohio	39077915400						
Ohio	39077915500						
Ohio	39077915600						
Ohio	39077915700						
Ohio	39077915800						
Ohio	39077915900						
Ohio	39077916000						
Ohio	39077916100						
Ohio	39077916200						
Ohio	39077916300						
Ohio	39077916400						
Ohio	39077916500						
Ohio	39077916600						
Ohio	39079957200						
Ohio	39079957300						
Ohio	39079957400						
Ohio	39079957500						
Ohio	39079957600						
Ohio	39079957700						
Ohio	39079957800						
Ohio	39081000200						
Ohio	39081000400						
Ohio	39081000600						
Ohio	39081000800						
Ohio	39081001000						
Ohio	39081001200						
Ohio	39081001300						
Ohio	39081001400						
Ohio	39081001700						
Ohio	39081011000						
Ohio	39081011100						
Ohio	39081011200						
Ohio	39081011300						
Ohio	39081011401						
Ohio	39081011402						
Ohio	39081011500						
Ohio	39081011700						
Ohio	39081011800						
Ohio	39081011900						
Ohio	39081012000						
Ohio	39081012100						
Ohio	39081012200						
Ohio	39081012300						
Ohio	39083006700						
Ohio	39083006801						
Ohio	39083006802						

AMERICAN OVERSIGHT

State	2012-2016 ACS LIC Tract	Enter "YES" Below to Nominate LIC	2012-2016 Tract Poverty Rate	2012-2016 Tract Median Family Income	2012-2016 State Median Family Income	2012-2016 Core Based Statistical Area (CBSA) Median Family Income	Metro/Non-Metro
Ohio	39083006900						
Ohio	39083007000						
Ohio	39083007100						
Ohio	39083007200						
Ohio	39083007300						
Ohio	39083007400						
Ohio	39083007500						
Ohio	39083007600						
Ohio	39083007700						
Ohio	39085200100						
Ohio	39085200200						
Ohio	39085200300						
Ohio	39085200400						
Ohio	39085200500						
Ohio	39085200600						
Ohio	39085200700						
Ohio	39085200800						
Ohio	39085200900						
Ohio	39085201000						
Ohio	39085201100						
Ohio	39085201200						
Ohio	39085201300						
Ohio	39085201400						
Ohio	39085201500						
Ohio	39085201600						
Ohio	39085201700						
Ohio	39085201800						
Ohio	39085201900						
Ohio	39085202000						
Ohio	39085202100						
Ohio	39085202400						
Ohio	39085202500						
Ohio	39085202600						
Ohio	39085202700						
Ohio	39085202800						
Ohio	39085202900						
Ohio	39085203000						
Ohio	39085203200						
Ohio	39085203400						
Ohio	39085203500						
Ohio	39085203700						
Ohio	39085204000						
Ohio	39085204200						
Ohio	39085204301						
Ohio	39085204302						
Ohio	39085204400						
Ohio	39085204500						
Ohio	39085204700						

AMERICAN OVERSIGHT

State	2012-2016 ACS LIC Tract	Enter "YES" Below to Nominate LIC	2012-2016 Tract Poverty Rate	2012-2016 Tract Median Family Income	2012-2016 State Median Family Income	2012-2016 Core Based Statistical Area (CBSA) Median Family Income	Metro/Non-Metro
Ohio	39085204800						
Ohio	39085204900						
Ohio	39085205001						
Ohio	39085205002						
Ohio	39085205100						
Ohio	39085205200						
Ohio	39085205300						
Ohio	39085205400						
Ohio	39085205701						
Ohio	39085205702						
Ohio	39085205800						
Ohio	39085205900						
Ohio	39085206000						
Ohio	39085206100						
Ohio	39085206200						
Ohio	39085206300						
Ohio	39085206400						
Ohio	39085206500						
Ohio	39085206600						
Ohio	39085990000						
Ohio	39087050100						
Ohio	39087050200						
Ohio	39087050300						
Ohio	39087050400						
Ohio	39087050500						
Ohio	39087050600						
Ohio	39087050700						
Ohio	39087050800						
Ohio	39087050900						
Ohio	39087051001						
Ohio	39087051002						
Ohio	39087051100						
Ohio	39087051200						
Ohio	39087051300						
Ohio	39087051401						
Ohio	39087051402						
Ohio	39089750700						
Ohio	39089751000						
Ohio	39089751300						
Ohio	39089751600						
Ohio	39089751900						
Ohio	39089752200						
Ohio	39089752500						
Ohio	39089752800						
Ohio	39089753100						
Ohio	39089753300						
Ohio	39089753600						
Ohio	39089753900						

AMERICAN OVERSIGHT

State	2012-2016 ACS LIC Tract	Enter "YES" Below to Nominate LIC	2012-2016 Tract Poverty Rate	2012-2016 Tract Median Family Income	2012-2016 State Median Family Income	2012-2016 Core Based Statistical Area (CBSA) Median Family Income	Metro/Non-Metro
Ohio	39089754101						
Ohio	39089754102						
Ohio	39089754400						
Ohio	39089754700						
Ohio	39089755000						
Ohio	39089755300						
Ohio	39089755600						
Ohio	39089755900						
Ohio	39089756201						
Ohio	39089756202						
Ohio	39089756500						
Ohio	39089756800						
Ohio	39089757100						
Ohio	39089757400						
Ohio	39089757700						
Ohio	39089758300						
Ohio	39089758600						
Ohio	39089758900						
Ohio	39089759000						
Ohio	39089759100						
Ohio	39091003800						
Ohio	39091003900						
Ohio	39091004000						
Ohio	39091004100						
Ohio	39091004200						
Ohio	39091004300						
Ohio	39091004400						
Ohio	39091004500						
Ohio	39091004600						
Ohio	39091004700						
Ohio	39091004800						
Ohio	39093010200						
Ohio	39093010300						
Ohio	39093010400						
Ohio	39093013100						
Ohio	39093013200						
Ohio	39093021100						
Ohio	39093021200						
Ohio	39093022100						
Ohio	39093022200						
Ohio	39093022400						
Ohio	39093022500						
Ohio	39093022601						
Ohio	39093022800						
Ohio	39093023000						
Ohio	39093023100						
Ohio	39093023200						
Ohio	39093023300						

AMERICAN OVERSIGHT

State	2012-2016 ACS LIC Tract	Enter "YES" Below to Nominate LIC	2012-2016 Tract Poverty Rate	2012-2016 Tract Median Family Income	2012-2016 State Median Family Income	2012-2016 Core Based Statistical Area (CBSA) Median Family Income	Metro/Non-Metro
Ohio	39093023400						
Ohio	39093023500						
Ohio	39093023600						
Ohio	39093023700						
Ohio	39093023800						
Ohio	39093023900						
Ohio	39093024000						
Ohio	39093024100						
Ohio	39093024200						
Ohio	39093028100						
Ohio	39093030100						
Ohio	39093050100						
Ohio	39093050200						
Ohio	39093050300						
Ohio	39093050400						
Ohio	39093057100						
Ohio	39093060100						
Ohio	39093060200						
Ohio	39093070101						
Ohio	39093070102						
Ohio	39093070200						
Ohio	39093070300						
Ohio	39093070400						
Ohio	39093070500						
Ohio	39093070600						
Ohio	39093070700						
Ohio	39093070800						
Ohio	39093070901						
Ohio	39093070902						
Ohio	39093071000						
Ohio	39093071100						
Ohio	39093071201						
Ohio	39093071202						
Ohio	39093071300						
Ohio	39093071400						
Ohio	39093071500						
Ohio	39093077100						
Ohio	39093080101						
Ohio	39093080103						
Ohio	39093080104						
Ohio	39093080500						
Ohio	39093080600						
Ohio	39093080700						
Ohio	39093090100						
Ohio	39093090200						
Ohio	39093091100						
Ohio	39093091200						
Ohio	39093092100						

AMERICAN OVERSIGHT

State	2012-2016 ACS LIC Tract	Enter "YES" Below to Nominate LIC	2012-2016 Tract Poverty Rate	2012-2016 Tract Median Family Income	2012-2016 State Median Family Income	2012-2016 Core Based Statistical Area (CBSA) Median Family Income	Metro/Non-Metro
Ohio	39093093100						
Ohio	39093094100						
Ohio	39093095100						
Ohio	39093096100						
Ohio	39093097100						
Ohio	39093097200						
Ohio	39093097300						
Ohio	39093097400						
Ohio	39093990200						
Ohio	39095000200						
Ohio	39095000300						
Ohio	39095000400						
Ohio	39095000600						
Ohio	39095000700						
Ohio	39095000800						
Ohio	39095000900						
Ohio	39095001000						
Ohio	39095001100						
Ohio	39095001201						
Ohio	39095001202						
Ohio	39095001301						
Ohio	39095001302						
Ohio	39095001303						
Ohio	39095001400						
Ohio	39095001500						
Ohio	39095001600						
Ohio	39095001700						
Ohio	39095001800						
Ohio	39095001900						
Ohio	39095002000						
Ohio	39095002100						
Ohio	39095002200						
Ohio	39095002300						
Ohio	39095002401						
Ohio	39095002402						
Ohio	39095002500						
Ohio	39095002600						
Ohio	39095002700						
Ohio	39095002800						
Ohio	39095002900						
Ohio	39095003000						
Ohio	39095003100						
Ohio	39095003200						
Ohio	39095003300						
Ohio	39095003400						
Ohio	39095003500						
Ohio	39095003600						
Ohio	39095003700						

AMERICAN OVERSIGHT

State	2012-2016 ACS LIC Tract	Enter "YES" Below to Nominate LIC	2012-2016 Tract Poverty Rate	2012-2016 Tract Median Family Income	2012-2016 State Median Family Income	2012-2016 Core Based Statistical Area (CBSA) Median Family Income	Metro/Non-Metro
Ohio	39095003900						
Ohio	39095004000						
Ohio	39095004200						
Ohio	39095004400						
Ohio	39095004501						
Ohio	39095004503						
Ohio	39095004504						
Ohio	39095004600						
Ohio	39095004701						
Ohio	39095004702						
Ohio	39095004800						
Ohio	39095004900						
Ohio	39095005000						
Ohio	39095005100						
Ohio	39095005200						
Ohio	39095005300						
Ohio	39095005400						
Ohio	39095005501						
Ohio	39095005502						
Ohio	39095005503						
Ohio	39095005600						
Ohio	39095005701						
Ohio	39095005702						
Ohio	39095005703						
Ohio	39095005801						
Ohio	39095005802						
Ohio	39095005901						
Ohio	39095005902						
Ohio	39095006000						
Ohio	39095006100						
Ohio	39095006200						
Ohio	39095006300						
Ohio	39095006400						
Ohio	39095006500						
Ohio	39095006600						
Ohio	39095006700						
Ohio	39095006800						
Ohio	39095006900						
Ohio	39095007001						
Ohio	39095007002						
Ohio	39095007101						
Ohio	39095007102						
Ohio	39095007202						
Ohio	39095007203						
Ohio	39095007204						
Ohio	39095007205						
Ohio	39095007301						
Ohio	39095007302						

AMERICAN OVERSIGHT

State	2012-2016 ACS LIC Tract	Enter "YES" Below to Nominate LIC	2012-2016 Tract Poverty Rate	2012-2016 Tract Median Family Income	2012-2016 State Median Family Income	2012-2016 Core Based Statistical Area (CBSA) Median Family Income	Metro/Non-Metro
Ohio	39095007303						
Ohio	39095007400						
Ohio	39095007500						
Ohio	39095007600						
Ohio	39095007700						
Ohio	39095007800						
Ohio	39095007901						
Ohio	39095007902						
Ohio	39095008000						
Ohio	39095008100						
Ohio	39095008201						
Ohio	39095008202						
Ohio	39095008203						
Ohio	39095008301						
Ohio	39095008302						
Ohio	39095008400						
Ohio	39095008500						
Ohio	39095008600						
Ohio	39095008700						
Ohio	39095008800						
Ohio	39095008901						
Ohio	39095008902						
Ohio	39095009000						
Ohio	39095009101						
Ohio	39095009102						
Ohio	39095009201						
Ohio	39095009202						
Ohio	39095009300						
Ohio	39095009400						
Ohio	39095009500						
Ohio	39095009600						
Ohio	39095009700						
Ohio	39095009800						
Ohio	39095009900						
Ohio	39095010001						
Ohio	39095010002						
Ohio	39095010100						
Ohio	39095010200						
Ohio	39095010300						
Ohio	39095010400						
Ohio	39095990000						
Ohio	39097040101						
Ohio	39097040102						
Ohio	39097040201						
Ohio	39097040202						
Ohio	39097040400						
Ohio	39097040500						
Ohio	39097040600						

AMERICAN OVERSIGHT

State	2012-2016 ACS LIC Tract	Enter "YES" Below to Nominate LIC	2012-2016 Tract Poverty Rate	2012-2016 Tract Median Family Income	2012-2016 State Median Family Income	2012-2016 Core Based Statistical Area (CBSA) Median Family Income	Metro/Non-Metro
Ohio	39097040700						
Ohio	39097041000						
Ohio	39097041100						
Ohio	39097041200						
Ohio	39097041300						
Ohio	39099800300						
Ohio	39099800400						
Ohio	39099800500						
Ohio	39099800600						
Ohio	39099801000						
Ohio	39099801100						
Ohio	39099801200						
Ohio	39099801300						
Ohio	39099801400						
Ohio	39099801500						
Ohio	39099801600						
Ohio	39099801700						
Ohio	39099802100						
Ohio	39099802300						
Ohio	39099802400						
Ohio	39099802500						
Ohio	39099802600						
Ohio	39099802701						
Ohio	39099802702						
Ohio	39099802800						
Ohio	39099802900						
Ohio	39099803000						
Ohio	39099804000						
Ohio	39099804100						
Ohio	39099804200						
Ohio	39099804300						
Ohio	39099810100						
Ohio	39099810200						
Ohio	39099810300						
Ohio	39099810600						
Ohio	39099810700						
Ohio	39099810800						
Ohio	39099810900						
Ohio	39099811001						
Ohio	39099811002						
Ohio	39099811100						
Ohio	39099811200						
Ohio	39099811300						
Ohio	39099811400						
Ohio	39099811500						
Ohio	39099811600						
Ohio	39099811700						
Ohio	39099811800						

AMERICAN OVERSIGHT

State	2012-2016 ACS LIC Tract	Enter "YES" Below to Nominate LIC	2012-2016 Tract Poverty Rate	2012-2016 Tract Median Family Income	2012-2016 State Median Family Income	2012-2016 Core Based Statistical Area (CBSA) Median Family Income	Metro/Non-Metro
Ohio	39099811901						
Ohio	39099811902						
Ohio	39099812001						
Ohio	39099812002						
Ohio	39099812100						
Ohio	39099812200						
Ohio	39099812301						
Ohio	39099812302						
Ohio	39099812400						
Ohio	39099812500						
Ohio	39099812601						
Ohio	39099812602						
Ohio	39099812603						
Ohio	39099812700						
Ohio	39099812800						
Ohio	39099812900						
Ohio	39099813000						
Ohio	39099813200						
Ohio	39099813300						
Ohio	39099813400						
Ohio	39099813500						
Ohio	39099813600						
Ohio	39099813700						
Ohio	39099813800						
Ohio	39099813900						
Ohio	39099814000						
Ohio	39099814100						
Ohio	39101000100						
Ohio	39101000200						
Ohio	39101000300						
Ohio	39101000400						
Ohio	39101000501						
Ohio	39101000502						
Ohio	39101000600						
Ohio	39101000700						
Ohio	39101000800						
Ohio	39101000900						
Ohio	39101001000						
Ohio	39101001100						
Ohio	39101010100						
Ohio	39101010201						
Ohio	39101010202						
Ohio	39101010300						
Ohio	39101010400						
Ohio	39101010500						
Ohio	39103400100						
Ohio	39103402000						
Ohio	39103403001						

AMERICAN OVERSIGHT

State	2012-2016 ACS LIC Tract	Enter "YES" Below to Nominate LIC	2012-2016 Tract Poverty Rate	2012-2016 Tract Median Family Income	2012-2016 State Median Family Income	2012-2016 Core Based Statistical Area (CBSA) Median Family Income	Metro/Non-Metro
Ohio	39103403002						
Ohio	39103404000						
Ohio	39103405000						
Ohio	39103406000						
Ohio	39103407000						
Ohio	39103408001						
Ohio	39103408002						
Ohio	39103408003						
Ohio	39103408100						
Ohio	39103408201						
Ohio	39103408202						
Ohio	39103408301						
Ohio	39103408302						
Ohio	39103409001						
Ohio	39103409002						
Ohio	39103410000						
Ohio	39103411001						
Ohio	39103411002						
Ohio	39103412000						
Ohio	39103413000						
Ohio	39103415100						
Ohio	39103415200						
Ohio	39103415300						
Ohio	39103415400						
Ohio	39103415800						
Ohio	39103416000						
Ohio	39103416100						
Ohio	39103416200						
Ohio	39103416300						
Ohio	39103416400						
Ohio	39103417000						
Ohio	39103417100						
Ohio	39103417200						
Ohio	39103417300						
Ohio	39105964100						
Ohio	39105964200						
Ohio	39105964300						
Ohio	39105964400						
Ohio	39105964500						
Ohio	39105964600						
Ohio	39107967200						
Ohio	39107967300						
Ohio	39107967400						
Ohio	39107967500						
Ohio	39107967600						
Ohio	39107967700						
Ohio	39107967800						
Ohio	39107967900						

AMERICAN OVERSIGHT

State	2012-2016 ACS LIC Tract	Enter "YES" Below to Nominate LIC	2012-2016 Tract Poverty Rate	2012-2016 Tract Median Family Income	2012-2016 State Median Family Income	2012-2016 Core Based Statistical Area (CBSA) Median Family Income	Metro/Non-Metro
Ohio	39107968000						
Ohio	39109300100						
Ohio	39109315001						
Ohio	39109315002						
Ohio	39109315100						
Ohio	39109315300						
Ohio	39109320100						
Ohio	39109325000						
Ohio	39109330100						
Ohio	39109340100						
Ohio	39109345000						
Ohio	39109350100						
Ohio	39109355001						
Ohio	39109355002						
Ohio	39109365000						
Ohio	39109365101						
Ohio	39109365102						
Ohio	39109365200						
Ohio	39109365301						
Ohio	39109365302						
Ohio	39109380100						
Ohio	39109390100						
Ohio	39111966600						
Ohio	39111966700						
Ohio	39111966800						
Ohio	39111966900						
Ohio	39113000100						
Ohio	39113000200						
Ohio	39113000300						
Ohio	39113000400						
Ohio	39113000500						
Ohio	39113000600						
Ohio	39113000700						
Ohio	39113000801						
Ohio	39113000802						
Ohio	39113000900						
Ohio	39113001000						
Ohio	39113001100						
Ohio	39113001200						
Ohio	39113001501						
Ohio	39113001600						
Ohio	39113001700						
Ohio	39113001800						
Ohio	39113001900						
Ohio	39113002000						
Ohio	39113002200						
Ohio	39113002300						
Ohio	39113002400						

AMERICAN OVERSIGHT

State	2012-2016 ACS LIC Tract	Enter "YES" Below to Nominate LIC	2012-2016 Tract Poverty Rate	2012-2016 Tract Median Family Income	2012-2016 State Median Family Income	2012-2016 Core Based Statistical Area (CBSA) Median Family Income	Metro/Non-Metro
Ohio	39113002500						
Ohio	39113002600						
Ohio	39113002700						
Ohio	39113002800						
Ohio	39113002900						
Ohio	39113003000						
Ohio	39113003100						
Ohio	39113003201						
Ohio	39113003300						
Ohio	39113003402						
Ohio	39113003403						
Ohio	39113003404						
Ohio	39113003500						
Ohio	39113003800						
Ohio	39113003900						
Ohio	39113004100						
Ohio	39113004200						
Ohio	39113004300						
Ohio	39113004400						
Ohio	39113004600						
Ohio	39113010100						
Ohio	39113010200						
Ohio	39113020100						
Ohio	39113020200						
Ohio	39113020300						
Ohio	39113020400						
Ohio	39113020500						
Ohio	39113020601						
Ohio	39113020602						
Ohio	39113020700						
Ohio	39113020800						
Ohio	39113020900						
Ohio	39113021000						
Ohio	39113021100						
Ohio	39113021200						
Ohio	39113021301						
Ohio	39113021302						
Ohio	39113021400						
Ohio	39113021501						
Ohio	39113021502						
Ohio	39113021601						
Ohio	39113021602						
Ohio	39113021700						
Ohio	39113021800						
Ohio	39113021900						
Ohio	39113030100						
Ohio	39113030200						
Ohio	39113040101						

AMERICAN OVERSIGHT

State	2012-2016 ACS LIC Tract	Enter "YES" Below to Nominate LIC	2012-2016 Tract Poverty Rate	2012-2016 Tract Median Family Income	2012-2016 State Median Family Income	2012-2016 Core Based Statistical Area (CBSA) Median Family Income	Metro/Non-Metro
Ohio	39113040102						
Ohio	39113040103						
Ohio	39113040201						
Ohio	39113040203						
Ohio	39113040204						
Ohio	39113040302						
Ohio	39113040303						
Ohio	39113040305						
Ohio	39113040306						
Ohio	39113040401						
Ohio	39113040403						
Ohio	39113040405						
Ohio	39113040406						
Ohio	39113050101						
Ohio	39113050103						
Ohio	39113050104						
Ohio	39113050105						
Ohio	39113050301						
Ohio	39113050302						
Ohio	39113050303						
Ohio	39113050401						
Ohio	39113050402						
Ohio	39113050502						
Ohio	39113050503						
Ohio	39113050504						
Ohio	39113050600						
Ohio	39113060100						
Ohio	39113060200						
Ohio	39113060300						
Ohio	39113070101						
Ohio	39113070102						
Ohio	39113070201						
Ohio	39113070202						
Ohio	39113070300						
Ohio	39113070400						
Ohio	39113070500						
Ohio	39113070600						
Ohio	39113070700						
Ohio	39113080100						
Ohio	39113080200						
Ohio	39113080300						
Ohio	39113080400						
Ohio	39113080500						
Ohio	39113080600						
Ohio	39113080700						
Ohio	39113090302						
Ohio	39113090303						
Ohio	39113090304						

AMERICAN OVERSIGHT

State	2012-2016 ACS LIC Tract	Enter "YES" Below to Nominate LIC	2012-2016 Tract Poverty Rate	2012-2016 Tract Median Family Income	2012-2016 State Median Family Income	2012-2016 Core Based Statistical Area (CBSA) Median Family Income	Metro/Non-Metro
Ohio	39113090600						
Ohio	39113090700						
Ohio	39113090800						
Ohio	39113090900						
Ohio	39113091000						
Ohio	39113091100						
Ohio	39113100101						
Ohio	39113100102						
Ohio	39113100201						
Ohio	39113100202						
Ohio	39113100203						
Ohio	39113100301						
Ohio	39113100302						
Ohio	39113100400						
Ohio	39113110100						
Ohio	39113110201						
Ohio	39113110202						
Ohio	39113115002						
Ohio	39113115011						
Ohio	39113115012						
Ohio	39113120101						
Ohio	39113120102						
Ohio	39113120103						
Ohio	39113125000						
Ohio	39113125101						
Ohio	39113125102						
Ohio	39113130101						
Ohio	39113130102						
Ohio	39113140100						
Ohio	39113150100						
Ohio	39113160100						
Ohio	39113165000						
Ohio	39113165100						
Ohio	39113165200						
Ohio	39113980000						
Ohio	39115968800						
Ohio	39115968900						
Ohio	39115969000						
Ohio	39115969100						
Ohio	39117965000						
Ohio	39117965100						
Ohio	39117965200						
Ohio	39117965300						
Ohio	39117965400						
Ohio	39117965500						
Ohio	39119911000						
Ohio	39119911100						
Ohio	39119911200						

AMERICAN OVERSIGHT

State	2012-2016 ACS LIC Tract	Enter "YES" Below to Nominate LIC	2012-2016 Tract Poverty Rate	2012-2016 Tract Median Family Income	2012-2016 State Median Family Income	2012-2016 Core Based Statistical Area (CBSA) Median Family Income	Metro/Non-Metro
Ohio	39119911300						
Ohio	39119911400						
Ohio	39119911500						
Ohio	39119911600						
Ohio	39119911700						
Ohio	39119911800						
Ohio	39119911900						
Ohio	39119912000						
Ohio	39119912100						
Ohio	39119912200						
Ohio	39119912300						
Ohio	39119912400						
Ohio	39119912500						
Ohio	39119912600						
Ohio	39119912700						
Ohio	39119912800						
Ohio	39121968300						
Ohio	39121968400						
Ohio	39121968500						
Ohio	39123050100						
Ohio	39123050201						
Ohio	39123050202						
Ohio	39123050301						
Ohio	39123050302						
Ohio	39123050500						
Ohio	39123050600						
Ohio	39123050700						
Ohio	39123050800						
Ohio	39123050900						
Ohio	39123051000						
Ohio	39123051100						
Ohio	39123051200						
Ohio	39125960100						
Ohio	39125960200						
Ohio	39125960300						
Ohio	39125960400						
Ohio	39125960500						
Ohio	39127965800						
Ohio	39127965900						
Ohio	39127966000						
Ohio	39127966100						
Ohio	39127966200						
Ohio	39127966300						
Ohio	39129020100						
Ohio	39129020200						
Ohio	39129020310						
Ohio	39129020320						
Ohio	39129020400						

AMERICAN OVERSIGHT

State	2012-2016 ACS LIC Tract	Enter "YES" Below to Nominate LIC	2012-2016 Tract Poverty Rate	2012-2016 Tract Median Family Income	2012-2016 State Median Family Income	2012-2016 Core Based Statistical Area (CBSA) Median Family Income	Metro/Non-Metro
Ohio	39129021100						
Ohio	39129021200						
Ohio	39129021300						
Ohio	39129021401						
Ohio	39129021402						
Ohio	39129021500						
Ohio	39129021600						
Ohio	39129021700						
Ohio	39131952200						
Ohio	39131952300						
Ohio	39131952400						
Ohio	39131952500						
Ohio	39131952600						
Ohio	39131952700						
Ohio	39133600102						
Ohio	39133600103						
Ohio	39133600200						
Ohio	39133600301						
Ohio	39133600302						
Ohio	39133600401						
Ohio	39133600402						
Ohio	39133600403						
Ohio	39133600500						
Ohio	39133600602						
Ohio	39133600603						
Ohio	39133600703						
Ohio	39133600704						
Ohio	39133600705						
Ohio	39133600706						
Ohio	39133600800						
Ohio	39133600901						
Ohio	39133600902						
Ohio	39133601000						
Ohio	39133601100						
Ohio	39133601200						
Ohio	39133601300						
Ohio	39133601400						
Ohio	39133601501						
Ohio	39133601502						
Ohio	39133601503						
Ohio	39133601600						
Ohio	39133601701						
Ohio	39133601702						
Ohio	39133601801						
Ohio	39133601802						
Ohio	39133601901						
Ohio	39133601902						
Ohio	39133602000						

AMERICAN OVERSIGHT

State	2012-2016 ACS LIC Tract	Enter "YES" Below to Nominate LIC	2012-2016 Tract Poverty Rate	2012-2016 Tract Median Family Income	2012-2016 State Median Family Income	2012-2016 Core Based Statistical Area (CBSA) Median Family Income	Metro/Non-Metro
Ohio	39133602100						
Ohio	39135400100						
Ohio	39135410100						
Ohio	39135420100						
Ohio	39135430100						
Ohio	39135440100						
Ohio	39135450100						
Ohio	39135455001						
Ohio	39135455002						
Ohio	39135460100						
Ohio	39135470101						
Ohio	39135470102						
Ohio	39135480100						
Ohio	39137030100						
Ohio	39137030200						
Ohio	39137030300						
Ohio	39137030400						
Ohio	39137030500						
Ohio	39137030600						
Ohio	39137030700						
Ohio	39139000400						
Ohio	39139000500						
Ohio	39139000600						
Ohio	39139000700						
Ohio	39139000800						
Ohio	39139000900						
Ohio	39139001000						
Ohio	39139001100						
Ohio	39139001200						
Ohio	39139001300						
Ohio	39139001400						
Ohio	39139001500						
Ohio	39139001600						
Ohio	39139001700						
Ohio	39139001800						
Ohio	39139001900						
Ohio	39139002000						
Ohio	39139002101						
Ohio	39139002102						
Ohio	39139002200						
Ohio	39139002300						
Ohio	39139002400						
Ohio	39139002500						
Ohio	39139002600						
Ohio	39139002700						
Ohio	39139002800						
Ohio	39139002900						
Ohio	39139003001						

AMERICAN OVERSIGHT

State	2012-2016 ACS LIC Tract	Enter "YES" Below to Nominate LIC	2012-2016 Tract Poverty Rate	2012-2016 Tract Median Family Income	2012-2016 State Median Family Income	2012-2016 Core Based Statistical Area (CBSA) Median Family Income	Metro/Non-Metro
Ohio	39139003002						
Ohio	39139003100						
Ohio	39141955500						
Ohio	39141955601						
Ohio	39141955602						
Ohio	39141955603						
Ohio	39141955700						
Ohio	39141955800						
Ohio	39141955900						
Ohio	39141956000						
Ohio	39141956100						
Ohio	39141956200						
Ohio	39141956300						
Ohio	39141956400						
Ohio	39141956500						
Ohio	39141956600						
Ohio	39141956700						
Ohio	39141956800						
Ohio	39141956900						
Ohio	39143960800						
Ohio	39143960900						
Ohio	39143961000						
Ohio	39143961100						
Ohio	39143961200						
Ohio	39143961300						
Ohio	39143961400						
Ohio	39143961500						
Ohio	39143961600						
Ohio	39143961700						
Ohio	39143961800						
Ohio	39143961900						
Ohio	39143962000						
Ohio	39143962100						
Ohio	39143962200						
Ohio	39145002100						
Ohio	39145002200						
Ohio	39145002300						
Ohio	39145002400						
Ohio	39145002500						
Ohio	39145002600						
Ohio	39145002700						
Ohio	39145002800						
Ohio	39145002900						
Ohio	39145003000						
Ohio	39145003100						
Ohio	39145003200						
Ohio	39145003300						
Ohio	39145003400						

AMERICAN OVERSIGHT

State	2012-2016 ACS LIC Tract	Enter "YES" Below to Nominate LIC	2012-2016 Tract Poverty Rate	2012-2016 Tract Median Family Income	2012-2016 State Median Family Income	2012-2016 Core Based Statistical Area (CBSA) Median Family Income	Metro/Non-Metro
Ohio	39145003500						
Ohio	39145003600						
Ohio	39145003700						
Ohio	39145003800						
Ohio	39145003900						
Ohio	39145004000						
Ohio	39147962500						
Ohio	39147962600						
Ohio	39147962700						
Ohio	39147962800						
Ohio	39147962900						
Ohio	39147963000						
Ohio	39147963100						
Ohio	39147963200						
Ohio	39147963300						
Ohio	39147963400						
Ohio	39147963500						
Ohio	39147963600						
Ohio	39147963700						
Ohio	39147963800						
Ohio	39149971400						
Ohio	39149971500						
Ohio	39149971600						
Ohio	39149971700						
Ohio	39149971800						
Ohio	39149971900						
Ohio	39149972000						
Ohio	39149972100						
Ohio	39149972200						
Ohio	39149972300						
Ohio	39151700100						
Ohio	39151700200						
Ohio	39151700300						
Ohio	39151700400						
Ohio	39151700500						
Ohio	39151700600						
Ohio	39151700700						
Ohio	39151700800						
Ohio	39151701000						
Ohio	39151701100						
Ohio	39151701200						
Ohio	39151701300						
Ohio	39151701500						
Ohio	39151701700						
Ohio	39151701800						
Ohio	39151702100						
Ohio	39151702300						
Ohio	39151702500						

AMERICAN OVERSIGHT

State	2012-2016 ACS LIC Tract	Enter "YES" Below to Nominate LIC	2012-2016 Tract Poverty Rate	2012-2016 Tract Median Family Income	2012-2016 State Median Family Income	2012-2016 Core Based Statistical Area (CBSA) Median Family Income	Metro/Non-Metro
Ohio	39151710200						
Ohio	39151710300						
Ohio	39151710400						
Ohio	39151710500						
Ohio	39151710600						
Ohio	39151710700						
Ohio	39151710800						
Ohio	39151710900						
Ohio	39151711000						
Ohio	39151711111						
Ohio	39151711112						
Ohio	39151711121						
Ohio	39151711122						
Ohio	39151711202						
Ohio	39151711211						
Ohio	39151711212						
Ohio	39151711311						
Ohio	39151711312						
Ohio	39151711321						
Ohio	39151711322						
Ohio	39151711402						
Ohio	39151711411						
Ohio	39151711412						
Ohio	39151711501						
Ohio	39151711502						
Ohio	39151711600						
Ohio	39151711700						
Ohio	39151711800						
Ohio	39151711900						
Ohio	39151712000						
Ohio	39151712102						
Ohio	39151712111						
Ohio	39151712112						
Ohio	39151712201						
Ohio	39151712202						
Ohio	39151712300						
Ohio	39151712400						
Ohio	39151712500						
Ohio	39151712601						
Ohio	39151712602						
Ohio	39151712700						
Ohio	39151712800						
Ohio	39151712900						
Ohio	39151713000						
Ohio	39151713100						
Ohio	39151713201						
Ohio	39151713202						
Ohio	39151713300						

AMERICAN OVERSIGHT

State	2012-2016 ACS LIC Tract	Enter "YES" Below to Nominate LIC	2012-2016 Tract Poverty Rate	2012-2016 Tract Median Family Income	2012-2016 State Median Family Income	2012-2016 Core Based Statistical Area (CBSA) Median Family Income	Metro/Non-Metro
Ohio	39151713401						
Ohio	39151713402						
Ohio	39151713501						
Ohio	39151713502						
Ohio	39151713600						
Ohio	39151713700						
Ohio	39151713900						
Ohio	39151714000						
Ohio	39151714100						
Ohio	39151714200						
Ohio	39151714302						
Ohio	39151714400						
Ohio	39151714600						
Ohio	39151714701						
Ohio	39151714702						
Ohio	39151714801						
Ohio	39151714802						
Ohio	39151714901						
Ohio	39151714902						
Ohio	39151715000						
Ohio	39153501100						
Ohio	39153501700						
Ohio	39153501800						
Ohio	39153501900						
Ohio	39153502101						
Ohio	39153502102						
Ohio	39153502200						
Ohio	39153502300						
Ohio	39153502500						
Ohio	39153502600						
Ohio	39153502700						
Ohio	39153502800						
Ohio	39153503100						
Ohio	39153503200						
Ohio	39153503300						
Ohio	39153503400						
Ohio	39153503500						
Ohio	39153503600						
Ohio	39153503701						
Ohio	39153503702						
Ohio	39153503800						
Ohio	39153504100						
Ohio	39153504200						
Ohio	39153504400						
Ohio	39153504500						
Ohio	39153504600						
Ohio	39153504700						
Ohio	39153504800						

AMERICAN OVERSIGHT

State	2012-2016 ACS LIC Tract	Enter "YES" Below to Nominate LIC	2012-2016 Tract Poverty Rate	2012-2016 Tract Median Family Income	2012-2016 State Median Family Income	2012-2016 Core Based Statistical Area (CBSA) Median Family Income	Metro/Non-Metro
Ohio	39153505200						
Ohio	39153505300						
Ohio	39153505400						
Ohio	39153505500						
Ohio	39153505600						
Ohio	39153505700						
Ohio	39153505800						
Ohio	39153505900						
Ohio	39153506100						
Ohio	39153506200						
Ohio	39153506400						
Ohio	39153506500						
Ohio	39153506600						
Ohio	39153506700						
Ohio	39153506800						
Ohio	39153507101						
Ohio	39153507102						
Ohio	39153507201						
Ohio	39153507202						
Ohio	39153507203						
Ohio	39153507300						
Ohio	39153507400						
Ohio	39153507500						
Ohio	39153507600						
Ohio	39153508000						
Ohio	39153508301						
Ohio	39153508399						
Ohio	39153508600						
Ohio	39153508800						
Ohio	39153508900						
Ohio	39153509000						
Ohio	39153510100						
Ohio	39153510200						
Ohio	39153510301						
Ohio	39153510302						
Ohio	39153510400						
Ohio	39153510500						
Ohio	39153520103						
Ohio	39153520104						
Ohio	39153520105						
Ohio	39153520106						
Ohio	39153520201						
Ohio	39153520202						
Ohio	39153520301						
Ohio	39153520302						
Ohio	39153520400						
Ohio	39153520500						
Ohio	39153520600						

AMERICAN OVERSIGHT

State	2012-2016 ACS LIC Tract	Enter "YES" Below to Nominate LIC	2012-2016 Tract Poverty Rate	2012-2016 Tract Median Family Income	2012-2016 State Median Family Income	2012-2016 Core Based Statistical Area (CBSA) Median Family Income	Metro/Non-Metro
Ohio	39153530101						
Ohio	39153530103						
Ohio	39153530104						
Ohio	39153530105						
Ohio	39153530108						
Ohio	39153530401						
Ohio	39153530402						
Ohio	39153530501						
Ohio	39153530502						
Ohio	39153530603						
Ohio	39153530604						
Ohio	39153530605						
Ohio	39153530606						
Ohio	39153530700						
Ohio	39153530800						
Ohio	39153530901						
Ohio	39153530902						
Ohio	39153530903						
Ohio	39153531001						
Ohio	39153531002						
Ohio	39153531101						
Ohio	39153531102						
Ohio	39153531103						
Ohio	39153531401						
Ohio	39153531405						
Ohio	39153531500						
Ohio	39153531601						
Ohio	39153531602						
Ohio	39153531701						
Ohio	39153531702						
Ohio	39153531801						
Ohio	39153531802						
Ohio	39153532001						
Ohio	39153532003						
Ohio	39153532004						
Ohio	39153532202						
Ohio	39153532301						
Ohio	39153532302						
Ohio	39153532501						
Ohio	39153532502						
Ohio	39153532600						
Ohio	39153532701						
Ohio	39153532702						
Ohio	39153532703						
Ohio	39153532705						
Ohio	39153532706						
Ohio	39153532708						
Ohio	39153532901						

AMERICAN OVERSIGHT

State	2012-2016 ACS LIC Tract	Enter "YES" Below to Nominate LIC	2012-2016 Tract Poverty Rate	2012-2016 Tract Median Family Income	2012-2016 State Median Family Income	2012-2016 Core Based Statistical Area (CBSA) Median Family Income	Metro/Non-Metro
Ohio	39153532902						
Ohio	39153532999						
Ohio	39153533000						
Ohio	39153533101						
Ohio	39153533102						
Ohio	39153533200						
Ohio	39153533400						
Ohio	39153533501						
Ohio	39153533502						
Ohio	39153534000						
Ohio	39153534100						
Ohio	39155920300						
Ohio	39155920400						
Ohio	39155920500						
Ohio	39155920600						
Ohio	39155920700						
Ohio	39155920800						
Ohio	39155920900						
Ohio	39155921000						
Ohio	39155921100						
Ohio	39155921200						
Ohio	39155921300						
Ohio	39155921400						
Ohio	39155921500						
Ohio	39155921600						
Ohio	39155930101						
Ohio	39155930102						
Ohio	39155930200						
Ohio	39155930300						
Ohio	39155930400						
Ohio	39155930500						
Ohio	39155930600						
Ohio	39155930700						
Ohio	39155930800						
Ohio	39155930900						
Ohio	39155931000						
Ohio	39155931100						
Ohio	39155931200						
Ohio	39155931300						
Ohio	39155931400						
Ohio	39155931500						
Ohio	39155931601						
Ohio	39155931602						
Ohio	39155931700						
Ohio	39155931900						
Ohio	39155932000						
Ohio	39155932200						
Ohio	39155932300						

AMERICAN OVERSIGHT

State	2012-2016 ACS LIC Tract	Enter "YES" Below to Nominate LIC	2012-2016 Tract Poverty Rate	2012-2016 Tract Median Family Income	2012-2016 State Median Family Income	2012-2016 Core Based Statistical Area (CBSA) Median Family Income	Metro/Non-Metro
Ohio	39155932500						
Ohio	39155932600						
Ohio	39155932701						
Ohio	39155932702						
Ohio	39155932801						
Ohio	39155932802						
Ohio	39155932900						
Ohio	39155933001						
Ohio	39155933002						
Ohio	39155933100						
Ohio	39155933301						
Ohio	39155933302						
Ohio	39155933400						
Ohio	39155933500						
Ohio	39155933600						
Ohio	39155933700						
Ohio	39155933800						
Ohio	39155933900						
Ohio	39157020100						
Ohio	39157020200						
Ohio	39157020300						
Ohio	39157020400						
Ohio	39157020500						
Ohio	39157020600						
Ohio	39157020700						
Ohio	39157020800						
Ohio	39157020900						
Ohio	39157021000						
Ohio	39157021100						
Ohio	39157021200						
Ohio	39157021300						
Ohio	39157021400						
Ohio	39157021500						
Ohio	39157021600						
Ohio	39157021700						
Ohio	39157021800						
Ohio	39157021900						
Ohio	39157022001						
Ohio	39157022002						
Ohio	39159050100						
Ohio	39159050200						
Ohio	39159050301						
Ohio	39159050303						
Ohio	39159050304						
Ohio	39159050400						
Ohio	39159050500						
Ohio	39159050601						
Ohio	39159050602						

AMERICAN OVERSIGHT

State	2012-2016 ACS LIC Tract	Enter "YES" Below to Nominate LIC	2012-2016 Tract Poverty Rate	2012-2016 Tract Median Family Income	2012-2016 State Median Family Income	2012-2016 Core Based Statistical Area (CBSA) Median Family Income	Metro/Non-Metro
Ohio	39159050700						
Ohio	39161020100						
Ohio	39161020200						
Ohio	39161020300						
Ohio	39161020400						
Ohio	39161020500						
Ohio	39161020600						
Ohio	39161020700						
Ohio	39161020800						
Ohio	39161020900						
Ohio	39163953000						
Ohio	39163953100						
Ohio	39163953200						
Ohio	39165030101						
Ohio	39165030102						
Ohio	39165030200						
Ohio	39165030501						
Ohio	39165030503						
Ohio	39165030504						
Ohio	39165030600						
Ohio	39165030700						
Ohio	39165030800						
Ohio	39165030900						
Ohio	39165031000						
Ohio	39165031100						
Ohio	39165031200						
Ohio	39165031300						
Ohio	39165031400						
Ohio	39165031500						
Ohio	39165031600						
Ohio	39165031700						
Ohio	39165031902						
Ohio	39165031903						
Ohio	39165031904						
Ohio	39165032003						
Ohio	39165032004						
Ohio	39165032005						
Ohio	39165032006						
Ohio	39165032007						
Ohio	39165032100						
Ohio	39165032201						
Ohio	39165032202						
Ohio	39165032300						
Ohio	39165032400						
Ohio	39165032501						
Ohio	39165032502						
Ohio	39167020101						
Ohio	39167020102						

AMERICAN OVERSIGHT

State	2012-2016 ACS LIC Tract	Enter "YES" Below to Nominate LIC	2012-2016 Tract Poverty Rate	2012-2016 Tract Median Family Income	2012-2016 State Median Family Income	2012-2016 Core Based Statistical Area (CBSA) Median Family Income	Metro/Non-Metro
Ohio	39167020200						
Ohio	39167020300						
Ohio	39167020400						
Ohio	39167020500						
Ohio	39167020800						
Ohio	39167020900						
Ohio	39167021000						
Ohio	39167021100						
Ohio	39167021200						
Ohio	39167021300						
Ohio	39167021400						
Ohio	39167021500						
Ohio	39167021600						
Ohio	39167021700						
Ohio	39169000100						
Ohio	39169000200						
Ohio	39169000300						
Ohio	39169000500						
Ohio	39169000600						
Ohio	39169000700						
Ohio	39169000800						
Ohio	39169000900						
Ohio	39169001000						
Ohio	39169001100						
Ohio	39169001200						
Ohio	39169001300						
Ohio	39169001400						
Ohio	39169001700						
Ohio	39169001800						
Ohio	39169001900						
Ohio	39169002000						
Ohio	39169002100						
Ohio	39169002200						
Ohio	39169002300						
Ohio	39169002400						
Ohio	39169002500						
Ohio	39169002901						
Ohio	39169002902						
Ohio	39169003000						
Ohio	39169003100						
Ohio	39169003200						
Ohio	39169003300						
Ohio	39169003400						
Ohio	39169003500						
Ohio	39169003700						
Ohio	39169980000						
Ohio	39171950100						
Ohio	39171950200						

AMERICAN OVERSIGHT

State	2012-2016 ACS LIC Tract	Enter "YES" Below to Nominate LIC	2012-2016 Tract Poverty Rate	2012-2016 Tract Median Family Income	2012-2016 State Median Family Income	2012-2016 Core Based Statistical Area (CBSA) Median Family Income	Metro/Non-Metro
Ohio	39171950300						
Ohio	39171950400						
Ohio	39171950500						
Ohio	39171950600						
Ohio	39171950700						
Ohio	39171950800						
Ohio	39171950900						
Ohio	39173020100						
Ohio	39173020200						
Ohio	39173020300						
Ohio	39173020401						
Ohio	39173020402						
Ohio	39173020500						
Ohio	39173020601						
Ohio	39173020602						
Ohio	39173020700						
Ohio	39173020800						
Ohio	39173020900						
Ohio	39173021000						
Ohio	39173021100						
Ohio	39173021200						
Ohio	39173021300						
Ohio	39173021400						
Ohio	39173021500						
Ohio	39173021600						
Ohio	39173021701						
Ohio	39173021702						
Ohio	39173021800						
Ohio	39173021901						
Ohio	39173021902						
Ohio	39173022100						
Ohio	39173022200						
Ohio	39173022300						
Ohio	39173022400						
Ohio	39173022500						
Ohio	39175938000						
Ohio	39175938100						
Ohio	39175938200						
Ohio	39175938300						
Ohio	39175938400						
Ohio	39175938500						
Oklahoma	40001376600						
Oklahoma	40001376700						
Oklahoma	40001376800						
Oklahoma	40001376900						
Oklahoma	40001377000						
Oklahoma	40003955600						
Oklahoma	40003955700						

AMERICAN OVERSIGHT

State	2012-2016 ACS LIC Tract	Enter "YES" Below to Nominate LIC	2012-2016 Tract Poverty Rate	2012-2016 Tract Median Family Income	2012-2016 State Median Family Income	2012-2016 Core Based Statistical Area (CBSA) Median Family Income	Metro/Non-Metro
Oklahoma	40003956000						
Oklahoma	40005587600						
Oklahoma	40005587700						
Oklahoma	40005587800						
Oklahoma	40005587900						
Oklahoma	40007951600						
Oklahoma	40007951700						
Oklahoma	40007951800						
Oklahoma	40009966100						
Oklahoma	40009966200						
Oklahoma	40009966500						
Oklahoma	40009966800						
Oklahoma	40011958600						
Oklahoma	40011958700						
Oklahoma	40011958800						
Oklahoma	40011958900						
Oklahoma	40011959000						
Oklahoma	40013795600						
Oklahoma	40013795700						
Oklahoma	40013795900						
Oklahoma	40013796001						
Oklahoma	40013796002						
Oklahoma	40013796100						
Oklahoma	40013796200						
Oklahoma	40013796300						
Oklahoma	40013796400						
Oklahoma	40013796500						
Oklahoma	40013796600						
Oklahoma	40015161600						
Oklahoma	40015161700						
Oklahoma	40015161800						
Oklahoma	40015161900						
Oklahoma	40015162000						
Oklahoma	40015162100						
Oklahoma	40015162200						
Oklahoma	40015162300						
Oklahoma	40017300100						
Oklahoma	40017300201						
Oklahoma	40017300202						
Oklahoma	40017300300						
Oklahoma	40017300400						
Oklahoma	40017300500						
Oklahoma	40017300600						
Oklahoma	40017300700						
Oklahoma	40017300801						
Oklahoma	40017300802						
Oklahoma	40017300901						
Oklahoma	40017300902						

AMERICAN OVERSIGHT

State	2012-2016 ACS LIC Tract	Enter "YES" Below to Nominate LIC	2012-2016 Tract Poverty Rate	2012-2016 Tract Median Family Income	2012-2016 State Median Family Income	2012-2016 Core Based Statistical Area (CBSA) Median Family Income	Metro/Non-Metro
Oklahoma	40017300904						
Oklahoma	40017300905						
Oklahoma	40017301001						
Oklahoma	40017301003						
Oklahoma	40017301006						
Oklahoma	40017301007						
Oklahoma	40017301008						
Oklahoma	40017301009						
Oklahoma	40017301100						
Oklahoma	40017301201						
Oklahoma	40017301202						
Oklahoma	40017301300						
Oklahoma	40017301406						
Oklahoma	40017301407						
Oklahoma	40017301408						
Oklahoma	40017301409						
Oklahoma	40017301410						
Oklahoma	40019892100						
Oklahoma	40019892200						
Oklahoma	40019892300						
Oklahoma	40019892400						
Oklahoma	40019892500						
Oklahoma	40019892600						
Oklahoma	40019892700						
Oklahoma	40019892800						
Oklahoma	40019892900						
Oklahoma	40019893000						
Oklahoma	40019893100						
Oklahoma	40021977600						
Oklahoma	40021977700						
Oklahoma	40021977800						
Oklahoma	40021977900						
Oklahoma	40021978000						
Oklahoma	40021978100						
Oklahoma	40021978201						
Oklahoma	40021978202						
Oklahoma	40021978300						
Oklahoma	40023966900						
Oklahoma	40023967000						
Oklahoma	40023967100						
Oklahoma	40023967200						
Oklahoma	40023967300						
Oklahoma	40025950100						
Oklahoma	40025950300						
Oklahoma	40027200100						
Oklahoma	40027200200						
Oklahoma	40027200300						
Oklahoma	40027200400						

AMERICAN OVERSIGHT

State	2012-2016 ACS LIC Tract	Enter "YES" Below to Nominate LIC	2012-2016 Tract Poverty Rate	2012-2016 Tract Median Family Income	2012-2016 State Median Family Income	2012-2016 Core Based Statistical Area (CBSA) Median Family Income	Metro/Non-Metro
Oklahoma	40027200500						
Oklahoma	40027200601						
Oklahoma	40027200602						
Oklahoma	40027200700						
Oklahoma	40027200800						
Oklahoma	40027200900						
Oklahoma	40027201000						
Oklahoma	40027201101						
Oklahoma	40027201102						
Oklahoma	40027201201						
Oklahoma	40027201202						
Oklahoma	40027201203						
Oklahoma	40027201301						
Oklahoma	40027201403						
Oklahoma	40027201404						
Oklahoma	40027201405						
Oklahoma	40027201505						
Oklahoma	40027201507						
Oklahoma	40027201508						
Oklahoma	40027201509						
Oklahoma	40027201510						
Oklahoma	40027201602						
Oklahoma	40027201603						
Oklahoma	40027201604						
Oklahoma	40027201607						
Oklahoma	40027201609						
Oklahoma	40027201610						
Oklahoma	40027201611						
Oklahoma	40027201612						
Oklahoma	40027201700						
Oklahoma	40027201801						
Oklahoma	40027201802						
Oklahoma	40027201902						
Oklahoma	40027201903						
Oklahoma	40027201904						
Oklahoma	40027202002						
Oklahoma	40027202004						
Oklahoma	40027202005						
Oklahoma	40027202006						
Oklahoma	40027202007						
Oklahoma	40027202008						
Oklahoma	40027202102						
Oklahoma	40027202104						
Oklahoma	40027202105						
Oklahoma	40027202106						
Oklahoma	40027202107						
Oklahoma	40027202201						
Oklahoma	40027202203						

AMERICAN OVERSIGHT

State	2012-2016 ACS LIC Tract	Enter "YES" Below to Nominate LIC	2012-2016 Tract Poverty Rate	2012-2016 Tract Median Family Income	2012-2016 State Median Family Income	2012-2016 Core Based Statistical Area (CBSA) Median Family Income	Metro/Non-Metro
Oklahoma	40027202205						
Oklahoma	40027202206						
Oklahoma	40027202301						
Oklahoma	40027202302						
Oklahoma	40027202402						
Oklahoma	40027202403						
Oklahoma	40027202404						
Oklahoma	40027202405						
Oklahoma	40027202500						
Oklahoma	40027202600						
Oklahoma	40029388100						
Oklahoma	40029388200						
Oklahoma	40031000100						
Oklahoma	40031000200						
Oklahoma	40031000300						
Oklahoma	40031000401						
Oklahoma	40031000402						
Oklahoma	40031000403						
Oklahoma	40031000501						
Oklahoma	40031000502						
Oklahoma	40031000600						
Oklahoma	40031000700						
Oklahoma	40031000800						
Oklahoma	40031000900						
Oklahoma	40031001000						
Oklahoma	40031001100						
Oklahoma	40031001400						
Oklahoma	40031001500						
Oklahoma	40031001600						
Oklahoma	40031001700						
Oklahoma	40031001901						
Oklahoma	40031001902						
Oklahoma	40031002001						
Oklahoma	40031002003						
Oklahoma	40031002004						
Oklahoma	40031002005						
Oklahoma	40031002100						
Oklahoma	40031002200						
Oklahoma	40031002301						
Oklahoma	40031002302						
Oklahoma	40031002401						
Oklahoma	40031002403						
Oklahoma	40031002404						
Oklahoma	40031002500						
Oklahoma	40033871100						
Oklahoma	40033871200						
Oklahoma	40035373100						
Oklahoma	40035373200						

AMERICAN OVERSIGHT

State	2012-2016 ACS LIC Tract	Enter "YES" Below to Nominate LIC	2012-2016 Tract Poverty Rate	2012-2016 Tract Median Family Income	2012-2016 State Median Family Income	2012-2016 Core Based Statistical Area (CBSA) Median Family Income	Metro/Non-Metro
Oklahoma	40035373300						
Oklahoma	40035373400						
Oklahoma	40035373500						
Oklahoma	40037020101						
Oklahoma	40037020102						
Oklahoma	40037020103						
Oklahoma	40037020601						
Oklahoma	40037020602						
Oklahoma	40037020702						
Oklahoma	40037020704						
Oklahoma	40037020705						
Oklahoma	40037020706						
Oklahoma	40037020707						
Oklahoma	40037020800						
Oklahoma	40037020900						
Oklahoma	40037021000						
Oklahoma	40037021101						
Oklahoma	40037021102						
Oklahoma	40037021201						
Oklahoma	40037021202						
Oklahoma	40037021300						
Oklahoma	40037021400						
Oklahoma	40037021500						
Oklahoma	40037021600						
Oklahoma	40039950800						
Oklahoma	40039960400						
Oklahoma	40039960600						
Oklahoma	40039960700						
Oklahoma	40039961000						
Oklahoma	40041375601						
Oklahoma	40041375602						
Oklahoma	40041375700						
Oklahoma	40041375801						
Oklahoma	40041375802						
Oklahoma	40041375900						
Oklahoma	40041376000						
Oklahoma	40041376100						
Oklahoma	40041976200						
Oklahoma	40043959100						
Oklahoma	40043959200						
Oklahoma	40043959300						
Oklahoma	40045952600						
Oklahoma	40045952800						
Oklahoma	40047000100						
Oklahoma	40047000200						
Oklahoma	40047000600						
Oklahoma	40047000700						
Oklahoma	40047001100						

AMERICAN OVERSIGHT

State	2012-2016 ACS LIC Tract	Enter "YES" Below to Nominate LIC	2012-2016 Tract Poverty Rate	2012-2016 Tract Median Family Income	2012-2016 State Median Family Income	2012-2016 Core Based Statistical Area (CBSA) Median Family Income	Metro/Non-Metro
Oklahoma	40047001200						
Oklahoma	40047001300						
Oklahoma	40047001401						
Oklahoma	40047001402						
Oklahoma	40047001500						
Oklahoma	40047001601						
Oklahoma	40047001602						
Oklahoma	40049681100						
Oklahoma	40049681200						
Oklahoma	40049681300						
Oklahoma	40049681400						
Oklahoma	40049681500						
Oklahoma	40049681600						
Oklahoma	40049681700						
Oklahoma	40049681800						
Oklahoma	40049681900						
Oklahoma	40051000100						
Oklahoma	40051000400						
Oklahoma	40051000500						
Oklahoma	40051000600						
Oklahoma	40051000700						
Oklahoma	40051000800						
Oklahoma	40051000901						
Oklahoma	40051000902						
Oklahoma	40051000903						
Oklahoma	40051001000						
Oklahoma	40053956400						
Oklahoma	40053956500						
Oklahoma	40055967100						
Oklahoma	40055967200						
Oklahoma	40057967800						
Oklahoma	40059952100						
Oklahoma	40059952200						
Oklahoma	40061279100						
Oklahoma	40061279200						
Oklahoma	40061279300						
Oklahoma	40061279400						
Oklahoma	40063484600						
Oklahoma	40063484700						
Oklahoma	40063484800						
Oklahoma	40063484900						
Oklahoma	40063485000						
Oklahoma	40065968100						
Oklahoma	40065968200						
Oklahoma	40065968300						
Oklahoma	40065968400						
Oklahoma	40065968500						
Oklahoma	40065968600						

AMERICAN OVERSIGHT

State	2012-2016 ACS LIC Tract	Enter "YES" Below to Nominate LIC	2012-2016 Tract Poverty Rate	2012-2016 Tract Median Family Income	2012-2016 State Median Family Income	2012-2016 Core Based Statistical Area (CBSA) Median Family Income	Metro/Non-Metro
Oklahoma	40065968700						
Oklahoma	40065968800						
Oklahoma	40067371600						
Oklahoma	40067371700						
Oklahoma	40067371800						
Oklahoma	40069660198						
Oklahoma	40069660200						
Oklahoma	40069660300						
Oklahoma	40071000100						
Oklahoma	40071000201						
Oklahoma	40071000202						
Oklahoma	40071000300						
Oklahoma	40071000400						
Oklahoma	40071000500						
Oklahoma	40071000600						
Oklahoma	40071001100						
Oklahoma	40071001200						
Oklahoma	40071001301						
Oklahoma	40071001302						
Oklahoma	40073958100						
Oklahoma	40073958200						
Oklahoma	40073958300						
Oklahoma	40073958400						
Oklahoma	40075963600						
Oklahoma	40075963700						
Oklahoma	40075964200						
Oklahoma	40077087100						
Oklahoma	40077087200						
Oklahoma	40077087300						
Oklahoma	40079040102						
Oklahoma	40079040198						
Oklahoma	40079040299						
Oklahoma	40079040301						
Oklahoma	40079040302						
Oklahoma	40079040303						
Oklahoma	40079040401						
Oklahoma	40079040402						
Oklahoma	40079040500						
Oklahoma	40079040601						
Oklahoma	40079040602						
Oklahoma	40079040700						
Oklahoma	40081961100						
Oklahoma	40081961200						
Oklahoma	40081961300						
Oklahoma	40081961400						
Oklahoma	40081961500						
Oklahoma	40081961600						
Oklahoma	40081961700						

AMERICAN OVERSIGHT

State	2012-2016 ACS LIC Tract	Enter "YES" Below to Nominate LIC	2012-2016 Tract Poverty Rate	2012-2016 Tract Median Family Income	2012-2016 State Median Family Income	2012-2016 Core Based Statistical Area (CBSA) Median Family Income	Metro/Non-Metro
Oklahoma	40083600100						
Oklahoma	40083600200						
Oklahoma	40083600300						
Oklahoma	40083600400						
Oklahoma	40083600500						
Oklahoma	40083600600						
Oklahoma	40083600700						
Oklahoma	40083600800						
Oklahoma	40085094100						
Oklahoma	40085094200						
Oklahoma	40085094300						
Oklahoma	40087400101						
Oklahoma	40087400102						
Oklahoma	40087400201						
Oklahoma	40087400202						
Oklahoma	40087400300						
Oklahoma	40087400400						
Oklahoma	40089098200						
Oklahoma	40089098300						
Oklahoma	40089098400						
Oklahoma	40089098500						
Oklahoma	40089098600						
Oklahoma	40089098700						
Oklahoma	40089098800						
Oklahoma	40089098900						
Oklahoma	40091779600						
Oklahoma	40091779700						
Oklahoma	40091779900						
Oklahoma	40091780100						
Oklahoma	40091780200						
Oklahoma	40091780300						
Oklahoma	40093955100						
Oklahoma	40093955200						
Oklahoma	40093955300						
Oklahoma	40095094698						
Oklahoma	40095094700						
Oklahoma	40095094801						
Oklahoma	40095094802						
Oklahoma	40097040100						
Oklahoma	40097040200						
Oklahoma	40097040300						
Oklahoma	40097040400						
Oklahoma	40097040501						
Oklahoma	40097040502						
Oklahoma	40097040600						
Oklahoma	40097040700						
Oklahoma	40097040800						
Oklahoma	40099790600						

AMERICAN OVERSIGHT

State	2012-2016 ACS LIC Tract	Enter "YES" Below to Nominate LIC	2012-2016 Tract Poverty Rate	2012-2016 Tract Median Family Income	2012-2016 State Median Family Income	2012-2016 Core Based Statistical Area (CBSA) Median Family Income	Metro/Non-Metro
Oklahoma	40099790700						
Oklahoma	40099790800						
Oklahoma	40101000100						
Oklahoma	40101000200						
Oklahoma	40101000300						
Oklahoma	40101000400						
Oklahoma	40101000600						
Oklahoma	40101000700						
Oklahoma	40101000801						
Oklahoma	40101000802						
Oklahoma	40101000900						
Oklahoma	40101001000						
Oklahoma	40101001100						
Oklahoma	40101001200						
Oklahoma	40101001300						
Oklahoma	40101001400						
Oklahoma	40101001500						
Oklahoma	40101001600						
Oklahoma	40103956600						
Oklahoma	40103956900						
Oklahoma	40103957000						
Oklahoma	40103957100						
Oklahoma	40105172100						
Oklahoma	40105172200						
Oklahoma	40105172300						
Oklahoma	40105172400						
Oklahoma	40107080600						
Oklahoma	40107080700						
Oklahoma	40107080900						
Oklahoma	40107081000						
Oklahoma	40109100100						
Oklahoma	40109100200						
Oklahoma	40109100300						
Oklahoma	40109100400						
Oklahoma	40109100500						
Oklahoma	40109100600						
Oklahoma	40109100700						
Oklahoma	40109100800						
Oklahoma	40109100900						
Oklahoma	40109101000						
Oklahoma	40109101100						
Oklahoma	40109101200						
Oklahoma	40109101300						
Oklahoma	40109101400						
Oklahoma	40109101500						
Oklahoma	40109101600						
Oklahoma	40109101700						
Oklahoma	40109101800						

AMERICAN OVERSIGHT

State	2012-2016 ACS LIC Tract	Enter "YES" Below to Nominate LIC	2012-2016 Tract Poverty Rate	2012-2016 Tract Median Family Income	2012-2016 State Median Family Income	2012-2016 Core Based Statistical Area (CBSA) Median Family Income	Metro/Non-Metro
Oklahoma	40109101900						
Oklahoma	40109102000						
Oklahoma	40109102100						
Oklahoma	40109102200						
Oklahoma	40109102300						
Oklahoma	40109102400						
Oklahoma	40109102500						
Oklahoma	40109102600						
Oklahoma	40109102700						
Oklahoma	40109102800						
Oklahoma	40109102900						
Oklahoma	40109103000						
Oklahoma	40109103200						
Oklahoma	40109103300						
Oklahoma	40109103400						
Oklahoma	40109103500						
Oklahoma	40109103601						
Oklahoma	40109103602						
Oklahoma	40109103700						
Oklahoma	40109103800						
Oklahoma	40109103900						
Oklahoma	40109104000						
Oklahoma	40109104100						
Oklahoma	40109104200						
Oklahoma	40109104300						
Oklahoma	40109104400						
Oklahoma	40109104500						
Oklahoma	40109104600						
Oklahoma	40109104700						
Oklahoma	40109104800						
Oklahoma	40109104900						
Oklahoma	40109105000						
Oklahoma	40109105100						
Oklahoma	40109105201						
Oklahoma	40109105202						
Oklahoma	40109105300						
Oklahoma	40109105400						
Oklahoma	40109105500						
Oklahoma	40109105600						
Oklahoma	40109105700						
Oklahoma	40109105800						
Oklahoma	40109105903						
Oklahoma	40109105904						
Oklahoma	40109105905						
Oklahoma	40109105906						
Oklahoma	40109105907						
Oklahoma	40109106000						
Oklahoma	40109106100						

AMERICAN OVERSIGHT

State	2012-2016 ACS LIC Tract	Enter "YES" Below to Nominate LIC	2012-2016 Tract Poverty Rate	2012-2016 Tract Median Family Income	2012-2016 State Median Family Income	2012-2016 Core Based Statistical Area (CBSA) Median Family Income	Metro/Non-Metro
Oklahoma	40109106200						
Oklahoma	40109106301						
Oklahoma	40109106302						
Oklahoma	40109106303						
Oklahoma	40109106401						
Oklahoma	40109106402						
Oklahoma	40109106403						
Oklahoma	40109106501						
Oklahoma	40109106502						
Oklahoma	40109106503						
Oklahoma	40109106601						
Oklahoma	40109106602						
Oklahoma	40109106604						
Oklahoma	40109106606						
Oklahoma	40109106607						
Oklahoma	40109106608						
Oklahoma	40109106609						
Oklahoma	40109106610						
Oklahoma	40109106702						
Oklahoma	40109106704						
Oklahoma	40109106705						
Oklahoma	40109106706						
Oklahoma	40109106707						
Oklahoma	40109106708						
Oklahoma	40109106801						
Oklahoma	40109106802						
Oklahoma	40109106803						
Oklahoma	40109106804						
Oklahoma	40109106902						
Oklahoma	40109106903						
Oklahoma	40109106906						
Oklahoma	40109106907						
Oklahoma	40109106909						
Oklahoma	40109106910						
Oklahoma	40109106911						
Oklahoma	40109106912						
Oklahoma	40109106913						
Oklahoma	40109106914						
Oklahoma	40109106915						
Oklahoma	40109107001						
Oklahoma	40109107002						
Oklahoma	40109107101						
Oklahoma	40109107103						
Oklahoma	40109107104						
Oklahoma	40109107206						
Oklahoma	40109107207						
Oklahoma	40109107209						
Oklahoma	40109107210						

AMERICAN OVERSIGHT

State	2012-2016 ACS LIC Tract	Enter "YES" Below to Nominate LIC	2012-2016 Tract Poverty Rate	2012-2016 Tract Median Family Income	2012-2016 State Median Family Income	2012-2016 Core Based Statistical Area (CBSA) Median Family Income	Metro/Non-Metro
Oklahoma	40109107211						
Oklahoma	40109107212						
Oklahoma	40109107213						
Oklahoma	40109107214						
Oklahoma	40109107215						
Oklahoma	40109107216						
Oklahoma	40109107217						
Oklahoma	40109107218						
Oklahoma	40109107219						
Oklahoma	40109107220						
Oklahoma	40109107221						
Oklahoma	40109107222						
Oklahoma	40109107223						
Oklahoma	40109107302						
Oklahoma	40109107303						
Oklahoma	40109107305						
Oklahoma	40109107306						
Oklahoma	40109107401						
Oklahoma	40109107403						
Oklahoma	40109107404						
Oklahoma	40109107405						
Oklahoma	40109107500						
Oklahoma	40109107601						
Oklahoma	40109107604						
Oklahoma	40109107605						
Oklahoma	40109107606						
Oklahoma	40109107607						
Oklahoma	40109107703						
Oklahoma	40109107704						
Oklahoma	40109107705						
Oklahoma	40109107706						
Oklahoma	40109107707						
Oklahoma	40109107801						
Oklahoma	40109107804						
Oklahoma	40109107805						
Oklahoma	40109107806						
Oklahoma	40109107807						
Oklahoma	40109107808						
Oklahoma	40109107809						
Oklahoma	40109107810						
Oklahoma	40109107900						
Oklahoma	40109108003						
Oklahoma	40109108005						
Oklahoma	40109108006						
Oklahoma	40109108007						
Oklahoma	40109108008						
Oklahoma	40109108009						
Oklahoma	40109108010						

AMERICAN OVERSIGHT

State	2012-2016 ACS LIC Tract	Enter "YES" Below to Nominate LIC	2012-2016 Tract Poverty Rate	2012-2016 Tract Median Family Income	2012-2016 State Median Family Income	2012-2016 Core Based Statistical Area (CBSA) Median Family Income	Metro/Non-Metro
Oklahoma	40109108011						
Oklahoma	40109108101						
Oklahoma	40109108106						
Oklahoma	40109108107						
Oklahoma	40109108109						
Oklahoma	40109108110						
Oklahoma	40109108113						
Oklahoma	40109108114						
Oklahoma	40109108201						
Oklahoma	40109108203						
Oklahoma	40109108204						
Oklahoma	40109108206						
Oklahoma	40109108207						
Oklahoma	40109108208						
Oklahoma	40109108213						
Oklahoma	40109108215						
Oklahoma	40109108216						
Oklahoma	40109108217						
Oklahoma	40109108218						
Oklahoma	40109108219						
Oklahoma	40109108220						
Oklahoma	40109108221						
Oklahoma	40109108301						
Oklahoma	40109108302						
Oklahoma	40109108303						
Oklahoma	40109108304						
Oklahoma	40109108307						
Oklahoma	40109108309						
Oklahoma	40109108310						
Oklahoma	40109108313						
Oklahoma	40109108314						
Oklahoma	40109108315						
Oklahoma	40109108316						
Oklahoma	40109108317						
Oklahoma	40109108318						
Oklahoma	40109108402						
Oklahoma	40109108403						
Oklahoma	40109108404						
Oklahoma	40109108504						
Oklahoma	40109108506						
Oklahoma	40109108507						
Oklahoma	40109108508						
Oklahoma	40109108511						
Oklahoma	40109108512						
Oklahoma	40109108513						
Oklahoma	40109108514						
Oklahoma	40109108515						
Oklahoma	40109108519						

AMERICAN OVERSIGHT

State	2012-2016 ACS LIC Tract	Enter "YES" Below to Nominate LIC	2012-2016 Tract Poverty Rate	2012-2016 Tract Median Family Income	2012-2016 State Median Family Income	2012-2016 Core Based Statistical Area (CBSA) Median Family Income	Metro/Non-Metro
Oklahoma	40109108520						
Oklahoma	40109108521						
Oklahoma	40109108523						
Oklahoma	40109108524						
Oklahoma	40109108525						
Oklahoma	40109108526						
Oklahoma	40109108527						
Oklahoma	40109108528						
Oklahoma	40109108529						
Oklahoma	40109108530						
Oklahoma	40109108601						
Oklahoma	40109108602						
Oklahoma	40109108603						
Oklahoma	40109108701						
Oklahoma	40109108703						
Oklahoma	40109108704						
Oklahoma	40109108706						
Oklahoma	40109108707						
Oklahoma	40109108708						
Oklahoma	40109108709						
Oklahoma	40109108801						
Oklahoma	40109108802						
Oklahoma	40109108803						
Oklahoma	40109108804						
Oklahoma	40109108900						
Oklahoma	40109109001						
Oklahoma	40109109003						
Oklahoma	40109109004						
Oklahoma	40109109100						
Oklahoma	40109109201						
Oklahoma	40109109202						
Oklahoma	40111000100						
Oklahoma	40111000200						
Oklahoma	40111000300						
Oklahoma	40111000400						
Oklahoma	40111000500						
Oklahoma	40111000600						
Oklahoma	40111000700						
Oklahoma	40111000800						
Oklahoma	40111000901						
Oklahoma	40111000902						
Oklahoma	40113940001						
Oklahoma	40113940002						
Oklahoma	40113940003						
Oklahoma	40113940004						
Oklahoma	40113940005						
Oklahoma	40113940006						
Oklahoma	40113940007						

AMERICAN OVERSIGHT

State	2012-2016 ACS LIC Tract	Enter "YES" Below to Nominate LIC	2012-2016 Tract Poverty Rate	2012-2016 Tract Median Family Income	2012-2016 State Median Family Income	2012-2016 Core Based Statistical Area (CBSA) Median Family Income	Metro/Non-Metro
Oklahoma	40113940008						
Oklahoma	40113940009						
Oklahoma	40113940010						
Oklahoma	40113940011						
Oklahoma	40115574100						
Oklahoma	40115574200						
Oklahoma	40115574300						
Oklahoma	40115574400						
Oklahoma	40115574500						
Oklahoma	40115574600						
Oklahoma	40115574700						
Oklahoma	40115574800						
Oklahoma	40115574900						
Oklahoma	40117957100						
Oklahoma	40117957200						
Oklahoma	40117957300						
Oklahoma	40117957400						
Oklahoma	40117957500						
Oklahoma	40119010101						
Oklahoma	40119010102						
Oklahoma	40119010200						
Oklahoma	40119010300						
Oklahoma	40119010400						
Oklahoma	40119010500						
Oklahoma	40119010600						
Oklahoma	40119010700						
Oklahoma	40119010800						
Oklahoma	40119010900						
Oklahoma	40119011000						
Oklahoma	40119011101						
Oklahoma	40119011102						
Oklahoma	40119011200						
Oklahoma	40119011301						
Oklahoma	40119011302						
Oklahoma	40119011400						
Oklahoma	40121485600						
Oklahoma	40121485700						
Oklahoma	40121485800						
Oklahoma	40121485900						
Oklahoma	40121486000						
Oklahoma	40121486100						
Oklahoma	40121486200						
Oklahoma	40121486300						
Oklahoma	40121486400						
Oklahoma	40121486500						
Oklahoma	40121486600						
Oklahoma	40121486700						
Oklahoma	40121486800						

AMERICAN OVERSIGHT

State	2012-2016 ACS LIC Tract	Enter "YES" Below to Nominate LIC	2012-2016 Tract Poverty Rate	2012-2016 Tract Median Family Income	2012-2016 State Median Family Income	2012-2016 Core Based Statistical Area (CBSA) Median Family Income	Metro/Non-Metro
Oklahoma	40123088600						
Oklahoma	40123088700						
Oklahoma	40123088800						
Oklahoma	40123088900						
Oklahoma	40123089000						
Oklahoma	40123089100						
Oklahoma	40123089200						
Oklahoma	40123089300						
Oklahoma	40123089598						
Oklahoma	40123089600						
Oklahoma	40125500200						
Oklahoma	40125500301						
Oklahoma	40125500302						
Oklahoma	40125500400						
Oklahoma	40125500500						
Oklahoma	40125500600						
Oklahoma	40125500700						
Oklahoma	40125500800						
Oklahoma	40125500900						
Oklahoma	40125501001						
Oklahoma	40125501003						
Oklahoma	40125501004						
Oklahoma	40125501101						
Oklahoma	40125501102						
Oklahoma	40125501201						
Oklahoma	40125501300						
Oklahoma	40127097600						
Oklahoma	40127097700						
Oklahoma	40127097800						
Oklahoma	40129960000						
Oklahoma	40131050101						
Oklahoma	40131050103						
Oklahoma	40131050104						
Oklahoma	40131050105						
Oklahoma	40131050201						
Oklahoma	40131050202						
Oklahoma	40131050203						
Oklahoma	40131050301						
Oklahoma	40131050302						
Oklahoma	40131050303						
Oklahoma	40131050304						
Oklahoma	40131050403						
Oklahoma	40131050404						
Oklahoma	40131050405						
Oklahoma	40131050406						
Oklahoma	40131050407						
Oklahoma	40131050408						
Oklahoma	40131050409						

AMERICAN OVERSIGHT

State	2012-2016 ACS LIC Tract	Enter "YES" Below to Nominate LIC	2012-2016 Tract Poverty Rate	2012-2016 Tract Median Family Income	2012-2016 State Median Family Income	2012-2016 Core Based Statistical Area (CBSA) Median Family Income	Metro/Non-Metro
Oklahoma	40131050501						
Oklahoma	40131050502						
Oklahoma	40131050601						
Oklahoma	40131050602						
Oklahoma	40131050603						
Oklahoma	40131050604						
Oklahoma	40131050701						
Oklahoma	40131050702						
Oklahoma	40131050801						
Oklahoma	40131050802						
Oklahoma	40133583100						
Oklahoma	40133583200						
Oklahoma	40133583300						
Oklahoma	40133583400						
Oklahoma	40133583500						
Oklahoma	40133583600						
Oklahoma	40133583700						
Oklahoma	40133583800						
Oklahoma	40133583900						
Oklahoma	40135030101						
Oklahoma	40135030103						
Oklahoma	40135030104						
Oklahoma	40135030201						
Oklahoma	40135030202						
Oklahoma	40135030301						
Oklahoma	40135030302						
Oklahoma	40135030401						
Oklahoma	40135030402						
Oklahoma	40137000101						
Oklahoma	40137000102						
Oklahoma	40137000200						
Oklahoma	40137000300						
Oklahoma	40137000400						
Oklahoma	40137000600						
Oklahoma	40137000800						
Oklahoma	40137000901						
Oklahoma	40137000902						
Oklahoma	40137001000						
Oklahoma	40137001100						
Oklahoma	40139950600						
Oklahoma	40139950700						
Oklahoma	40139950800						
Oklahoma	40139950900						
Oklahoma	40139951000						
Oklahoma	40141070100						
Oklahoma	40141070200						
Oklahoma	40141070300						
Oklahoma	40141070400						

AMERICAN OVERSIGHT

State	2012-2016 ACS LIC Tract	Enter "YES" Below to Nominate LIC	2012-2016 Tract Poverty Rate	2012-2016 Tract Median Family Income	2012-2016 State Median Family Income	2012-2016 Core Based Statistical Area (CBSA) Median Family Income	Metro/Non-Metro
Oklahoma	40141070500						
Oklahoma	40143000100						
Oklahoma	40143000200						
Oklahoma	40143000300						
Oklahoma	40143000400						
Oklahoma	40143000500						
Oklahoma	40143000600						
Oklahoma	40143000700						
Oklahoma	40143000800						
Oklahoma	40143000900						
Oklahoma	40143001000						
Oklahoma	40143001200						
Oklahoma	40143001300						
Oklahoma	40143001400						
Oklahoma	40143001500						
Oklahoma	40143001600						
Oklahoma	40143001700						
Oklahoma	40143001800						
Oklahoma	40143001900						
Oklahoma	40143002000						
Oklahoma	40143002100						
Oklahoma	40143002301						
Oklahoma	40143002500						
Oklahoma	40143002700						
Oklahoma	40143002900						
Oklahoma	40143003000						
Oklahoma	40143003100						
Oklahoma	40143003200						
Oklahoma	40143003300						
Oklahoma	40143003400						
Oklahoma	40143003500						
Oklahoma	40143003600						
Oklahoma	40143003700						
Oklahoma	40143003800						
Oklahoma	40143003900						
Oklahoma	40143004000						
Oklahoma	40143004101						
Oklahoma	40143004200						
Oklahoma	40143004301						
Oklahoma	40143004302						
Oklahoma	40143004400						
Oklahoma	40143004500						
Oklahoma	40143004600						
Oklahoma	40143004700						
Oklahoma	40143004800						
Oklahoma	40143004900						
Oklahoma	40143005001						
Oklahoma	40143005002						

AMERICAN OVERSIGHT

State	2012-2016 ACS LIC Tract	Enter "YES" Below to Nominate LIC	2012-2016 Tract Poverty Rate	2012-2016 Tract Median Family Income	2012-2016 State Median Family Income	2012-2016 Core Based Statistical Area (CBSA) Median Family Income	Metro/Non-Metro
Oklahoma	40143005100						
Oklahoma	40143005200						
Oklahoma	40143005300						
Oklahoma	40143005401						
Oklahoma	40143005402						
Oklahoma	40143005500						
Oklahoma	40143005600						
Oklahoma	40143005700						
Oklahoma	40143005801						
Oklahoma	40143005805						
Oklahoma	40143005806						
Oklahoma	40143005807						
Oklahoma	40143005808						
Oklahoma	40143005900						
Oklahoma	40143006000						
Oklahoma	40143006200						
Oklahoma	40143006506						
Oklahoma	40143006507						
Oklahoma	40143006600						
Oklahoma	40143006701						
Oklahoma	40143006703						
Oklahoma	40143006705						
Oklahoma	40143006707						
Oklahoma	40143006708						
Oklahoma	40143006801						
Oklahoma	40143006803						
Oklahoma	40143006804						
Oklahoma	40143006901						
Oklahoma	40143006902						
Oklahoma	40143006903						
Oklahoma	40143006905						
Oklahoma	40143006906						
Oklahoma	40143006907						
Oklahoma	40143007000						
Oklahoma	40143007101						
Oklahoma	40143007102						
Oklahoma	40143007200						
Oklahoma	40143007304						
Oklahoma	40143007305						
Oklahoma	40143007306						
Oklahoma	40143007308						
Oklahoma	40143007309						
Oklahoma	40143007310						
Oklahoma	40143007311						
Oklahoma	40143007312						
Oklahoma	40143007402						
Oklahoma	40143007407						
Oklahoma	40143007408						

AMERICAN OVERSIGHT

State	2012-2016 ACS LIC Tract	Enter "YES" Below to Nominate LIC	2012-2016 Tract Poverty Rate	2012-2016 Tract Median Family Income	2012-2016 State Median Family Income	2012-2016 Core Based Statistical Area (CBSA) Median Family Income	Metro/Non-Metro
Oklahoma	40143007409						
Oklahoma	40143007410						
Oklahoma	40143007411						
Oklahoma	40143007412						
Oklahoma	40143007413						
Oklahoma	40143007414						
Oklahoma	40143007415						
Oklahoma	40143007503						
Oklahoma	40143007506						
Oklahoma	40143007507						
Oklahoma	40143007508						
Oklahoma	40143007510						
Oklahoma	40143007511						
Oklahoma	40143007512						
Oklahoma	40143007513						
Oklahoma	40143007515						
Oklahoma	40143007516						
Oklahoma	40143007518						
Oklahoma	40143007519						
Oklahoma	40143007520						
Oklahoma	40143007522						
Oklahoma	40143007523						
Oklahoma	40143007524						
Oklahoma	40143007608						
Oklahoma	40143007609						
Oklahoma	40143007611						
Oklahoma	40143007612						
Oklahoma	40143007613						
Oklahoma	40143007614						
Oklahoma	40143007615						
Oklahoma	40143007616						
Oklahoma	40143007617						
Oklahoma	40143007618						
Oklahoma	40143007619						
Oklahoma	40143007620						
Oklahoma	40143007624						
Oklahoma	40143007625						
Oklahoma	40143007629						
Oklahoma	40143007630						
Oklahoma	40143007631						
Oklahoma	40143007632						
Oklahoma	40143007633						
Oklahoma	40143007634						
Oklahoma	40143007635						
Oklahoma	40143007636						
Oklahoma	40143007637						
Oklahoma	40143007638						
Oklahoma	40143007639						

AMERICAN OVERSIGHT

State	2012-2016 ACS LIC Tract	Enter "YES" Below to Nominate LIC	2012-2016 Tract Poverty Rate	2012-2016 Tract Median Family Income	2012-2016 State Median Family Income	2012-2016 Core Based Statistical Area (CBSA) Median Family Income	Metro/Non-Metro
Oklahoma	40143007641						
Oklahoma	40143007642						
Oklahoma	40143007701						
Oklahoma	40143007702						
Oklahoma	40143007801						
Oklahoma	40143007802						
Oklahoma	40143007900						
Oklahoma	40143008001						
Oklahoma	40143008002						
Oklahoma	40143008200						
Oklahoma	40143008300						
Oklahoma	40143008400						
Oklahoma	40143008501						
Oklahoma	40143008502						
Oklahoma	40143008600						
Oklahoma	40143008700						
Oklahoma	40143008800						
Oklahoma	40143008900						
Oklahoma	40143009003						
Oklahoma	40143009004						
Oklahoma	40143009006						
Oklahoma	40143009007						
Oklahoma	40143009008						
Oklahoma	40143009009						
Oklahoma	40143009101						
Oklahoma	40143009104						
Oklahoma	40143009200						
Oklahoma	40143009300						
Oklahoma	40143009401						
Oklahoma	40143009402						
Oklahoma	40143009500						
Oklahoma	40143011100						
Oklahoma	40145030101						
Oklahoma	40145030102						
Oklahoma	40145030201						
Oklahoma	40145030202						
Oklahoma	40145030300						
Oklahoma	40145030402						
Oklahoma	40145030403						
Oklahoma	40145030405						
Oklahoma	40145030406						
Oklahoma	40145030502						
Oklahoma	40145030505						
Oklahoma	40145030506						
Oklahoma	40145030507						
Oklahoma	40145030508						
Oklahoma	40145030509						
Oklahoma	40145030510						

AMERICAN OVERSIGHT

State	2012-2016 ACS LIC Tract	Enter "YES" Below to Nominate LIC	2012-2016 Tract Poverty Rate	2012-2016 Tract Median Family Income	2012-2016 State Median Family Income	2012-2016 Core Based Statistical Area (CBSA) Median Family Income	Metro/Non-Metro
Oklahoma	40145030511						
Oklahoma	40145030512						
Oklahoma	40145030601						
Oklahoma	40145030602						
Oklahoma	40145030798						
Oklahoma	40145030800						
Oklahoma	40147000100						
Oklahoma	40147000200						
Oklahoma	40147000300						
Oklahoma	40147000400						
Oklahoma	40147000500						
Oklahoma	40147000600						
Oklahoma	40147000700						
Oklahoma	40147000800						
Oklahoma	40147000900						
Oklahoma	40147001000						
Oklahoma	40147001100						
Oklahoma	40147001200						
Oklahoma	40147001300						
Oklahoma	40149964900						
Oklahoma	40149965000						
Oklahoma	40149965100						
Oklahoma	40149965400						
Oklahoma	40151954200						
Oklahoma	40151954300						
Oklahoma	40151954400						
Oklahoma	40153953100						
Oklahoma	40153953200						
Oklahoma	40153953300						
Oklahoma	40153953400						
Oklahoma	40153953500						
Oregon	41001950100						
Oregon	41001950200						
Oregon	41001950300						
Oregon	41001950400						
Oregon	41001950500						
Oregon	41001950600						
Oregon	41003000100						
Oregon	41003000202						
Oregon	41003000400						
Oregon	41003000500						
Oregon	41003000600						
Oregon	41003000900						
Oregon	41003001001						
Oregon	41003001002						
Oregon	41003001101						
Oregon	41003001102						
Oregon	41003010100						

AMERICAN OVERSIGHT

State	2012-2016 ACS LIC Tract	Enter "YES" Below to Nominate LIC	2012-2016 Tract Poverty Rate	2012-2016 Tract Median Family Income	2012-2016 State Median Family Income	2012-2016 Core Based Statistical Area (CBSA) Median Family Income	Metro/Non-Metro
Oregon	41003010200						
Oregon	41003010300						
Oregon	41003010400						
Oregon	41003010600						
Oregon	41003010702						
Oregon	41003010800						
Oregon	41003010900						
Oregon	41005020100						
Oregon	41005020200						
Oregon	41005020302						
Oregon	41005020303						
Oregon	41005020304						
Oregon	41005020401						
Oregon	41005020403						
Oregon	41005020404						
Oregon	41005020501						
Oregon	41005020503						
Oregon	41005020504						
Oregon	41005020505						
Oregon	41005020600						
Oregon	41005020700						
Oregon	41005020800						
Oregon	41005020900						
Oregon	41005021000						
Oregon	41005021100						
Oregon	41005021200						
Oregon	41005021300						
Oregon	41005021400						
Oregon	41005021500						
Oregon	41005021601						
Oregon	41005021602						
Oregon	41005021700						
Oregon	41005021801						
Oregon	41005021802						
Oregon	41005021900						
Oregon	41005022000						
Oregon	41005022101						
Oregon	41005022103						
Oregon	41005022105						
Oregon	41005022107						
Oregon	41005022108						
Oregon	41005022201						
Oregon	41005022205						
Oregon	41005022206						
Oregon	41005022207						
Oregon	41005022208						
Oregon	41005022301						
Oregon	41005022302						

AMERICAN OVERSIGHT

State	2012-2016 ACS LIC Tract	Enter "YES" Below to Nominate LIC	2012-2016 Tract Poverty Rate	2012-2016 Tract Median Family Income	2012-2016 State Median Family Income	2012-2016 Core Based Statistical Area (CBSA) Median Family Income	Metro/Non-Metro
Oregon	41005022400						
Oregon	41005022500						
Oregon	41005022602						
Oregon	41005022603						
Oregon	41005022605						
Oregon	41005022606						
Oregon	41005022702						
Oregon	41005022707						
Oregon	41005022708						
Oregon	41005022710						
Oregon	41005022800						
Oregon	41005022901						
Oregon	41005022904						
Oregon	41005022905						
Oregon	41005022906						
Oregon	41005022907						
Oregon	41005023001						
Oregon	41005023002						
Oregon	41005023100						
Oregon	41005023201						
Oregon	41005023202						
Oregon	41005023300						
Oregon	41005023401						
Oregon	41005023403						
Oregon	41005023404						
Oregon	41005023500						
Oregon	41005023600						
Oregon	41005023700						
Oregon	41005023800						
Oregon	41005023901						
Oregon	41005023902						
Oregon	41005024000						
Oregon	41005024100						
Oregon	41005024200						
Oregon	41005024302						
Oregon	41005024303						
Oregon	41005024304						
Oregon	41005024400						
Oregon	41005980000						
Oregon	41007950100						
Oregon	41007950200						
Oregon	41007950300						
Oregon	41007950400						
Oregon	41007950500						
Oregon	41007950600						
Oregon	41007950700						
Oregon	41007950900						
Oregon	41007951100						

AMERICAN OVERSIGHT

State	2012-2016 ACS LIC Tract	Enter "YES" Below to Nominate LIC	2012-2016 Tract Poverty Rate	2012-2016 Tract Median Family Income	2012-2016 State Median Family Income	2012-2016 Core Based Statistical Area (CBSA) Median Family Income	Metro/Non-Metro
Oregon	41007951200						
Oregon	41007951300						
Oregon	41007990000						
Oregon	41009970200						
Oregon	41009970300						
Oregon	41009970400						
Oregon	41009970500						
Oregon	41009970600						
Oregon	41009970700						
Oregon	41009970800						
Oregon	41009970900						
Oregon	41009971000						
Oregon	41009971100						
Oregon	41011000100						
Oregon	41011000200						
Oregon	41011000300						
Oregon	41011000400						
Oregon	41011000502						
Oregon	41011000503						
Oregon	41011000504						
Oregon	41011000600						
Oregon	41011000700						
Oregon	41011000800						
Oregon	41011000900						
Oregon	41011001000						
Oregon	41011001100						
Oregon	41011990101						
Oregon	41013950100						
Oregon	41013950200						
Oregon	41013950300						
Oregon	41013950400						
Oregon	41015950100						
Oregon	41015950200						
Oregon	41015950301						
Oregon	41015950302						
Oregon	41015950400						
Oregon	41015990101						
Oregon	41017000100						
Oregon	41017000200						
Oregon	41017000300						
Oregon	41017000401						
Oregon	41017000402						
Oregon	41017000500						
Oregon	41017000600						
Oregon	41017000700						
Oregon	41017000800						
Oregon	41017000900						
Oregon	41017001001						

AMERICAN OVERSIGHT

State	2012-2016 ACS LIC Tract	Enter "YES" Below to Nominate LIC	2012-2016 Tract Poverty Rate	2012-2016 Tract Median Family Income	2012-2016 State Median Family Income	2012-2016 Core Based Statistical Area (CBSA) Median Family Income	Metro/Non-Metro
Oregon	41017001002						
Oregon	41017001100						
Oregon	41017001200						
Oregon	41017001300						
Oregon	41017001400						
Oregon	41017001500						
Oregon	41017001600						
Oregon	41017001700						
Oregon	41017001800						
Oregon	41017001901						
Oregon	41017001902						
Oregon	41017002000						
Oregon	41017002100						
Oregon	41019010000						
Oregon	41019020000						
Oregon	41019030000						
Oregon	41019040000						
Oregon	41019050001						
Oregon	41019050002						
Oregon	41019060000						
Oregon	41019070000						
Oregon	41019080000						
Oregon	41019090000						
Oregon	41019100000						
Oregon	41019110000						
Oregon	41019120000						
Oregon	41019130000						
Oregon	41019140000						
Oregon	41019150000						
Oregon	41019160000						
Oregon	41019170000						
Oregon	41019180000						
Oregon	41019190000						
Oregon	41019200000						
Oregon	41019210000						
Oregon	41019990000						
Oregon	41021960100						
Oregon	41023960100						
Oregon	41023960200						
Oregon	41025960100						
Oregon	41025960200						
Oregon	41027950100						
Oregon	41027950200						
Oregon	41027950300						
Oregon	41027950400						
Oregon	41029000100						
Oregon	41029000201						
Oregon	41029000202						

AMERICAN OVERSIGHT

State	2012-2016 ACS LIC Tract	Enter "YES" Below to Nominate LIC	2012-2016 Tract Poverty Rate	2012-2016 Tract Median Family Income	2012-2016 State Median Family Income	2012-2016 Core Based Statistical Area (CBSA) Median Family Income	Metro/Non-Metro
Oregon	41029000203						
Oregon	41029000300						
Oregon	41029000403						
Oregon	41029000404						
Oregon	41029000405						
Oregon	41029000406						
Oregon	41029000501						
Oregon	41029000502						
Oregon	41029000601						
Oregon	41029000602						
Oregon	41029000700						
Oregon	41029000800						
Oregon	41029000900						
Oregon	41029001001						
Oregon	41029001002						
Oregon	41029001100						
Oregon	41029001200						
Oregon	41029001301						
Oregon	41029001302						
Oregon	41029001400						
Oregon	41029001500						
Oregon	41029001601						
Oregon	41029001602						
Oregon	41029001700						
Oregon	41029001800						
Oregon	41029001900						
Oregon	41029002000						
Oregon	41029002100						
Oregon	41029002200						
Oregon	41029002300						
Oregon	41029002400						
Oregon	41029002500						
Oregon	41029002600						
Oregon	41029002700						
Oregon	41029002800						
Oregon	41029002900						
Oregon	41029003001						
Oregon	41029003002						
Oregon	41031940000						
Oregon	41031960100						
Oregon	41031960201						
Oregon	41031960202						
Oregon	41031960301						
Oregon	41031960302						
Oregon	41033360100						
Oregon	41033360300						
Oregon	41033360400						
Oregon	41033360500						

AMERICAN OVERSIGHT

State	2012-2016 ACS LIC Tract	Enter "YES" Below to Nominate LIC	2012-2016 Tract Poverty Rate	2012-2016 Tract Median Family Income	2012-2016 State Median Family Income	2012-2016 Core Based Statistical Area (CBSA) Median Family Income	Metro/Non-Metro
Oregon	41033360600						
Oregon	41033360701						
Oregon	41033360702						
Oregon	41033360800						
Oregon	41033360900						
Oregon	41033361000						
Oregon	41033361100						
Oregon	41033361200						
Oregon	41033361300						
Oregon	41033361400						
Oregon	41033361500						
Oregon	41033361600						
Oregon	41035970100						
Oregon	41035970200						
Oregon	41035970300						
Oregon	41035970400						
Oregon	41035970500						
Oregon	41035970600						
Oregon	41035970700						
Oregon	41035970800						
Oregon	41035970900						
Oregon	41035971000						
Oregon	41035971100						
Oregon	41035971200						
Oregon	41035971300						
Oregon	41035971400						
Oregon	41035971500						
Oregon	41035971600						
Oregon	41035971700						
Oregon	41035971800						
Oregon	41035971900						
Oregon	41035972000						
Oregon	41037960100						
Oregon	41037960200						
Oregon	41039000100						
Oregon	41039000200						
Oregon	41039000300						
Oregon	41039000402						
Oregon	41039000403						
Oregon	41039000404						
Oregon	41039000500						
Oregon	41039000702						
Oregon	41039000705						
Oregon	41039000706						
Oregon	41039000707						
Oregon	41039000708						
Oregon	41039000800						
Oregon	41039000902						

AMERICAN OVERSIGHT

State	2012-2016 ACS LIC Tract	Enter "YES" Below to Nominate LIC	2012-2016 Tract Poverty Rate	2012-2016 Tract Median Family Income	2012-2016 State Median Family Income	2012-2016 Core Based Statistical Area (CBSA) Median Family Income	Metro/Non-Metro
Oregon	41039000903						
Oregon	41039000904						
Oregon	41039001001						
Oregon	41039001002						
Oregon	41039001101						
Oregon	41039001102						
Oregon	41039001201						
Oregon	41039001202						
Oregon	41039001301						
Oregon	41039001302						
Oregon	41039001400						
Oregon	41039001500						
Oregon	41039001600						
Oregon	41039001700						
Oregon	41039001801						
Oregon	41039001803						
Oregon	41039001804						
Oregon	41039001902						
Oregon	41039001903						
Oregon	41039001904						
Oregon	41039002001						
Oregon	41039002002						
Oregon	41039002101						
Oregon	41039002102						
Oregon	41039002201						
Oregon	41039002202						
Oregon	41039002301						
Oregon	41039002302						
Oregon	41039002401						
Oregon	41039002403						
Oregon	41039002404						
Oregon	41039002501						
Oregon	41039002503						
Oregon	41039002504						
Oregon	41039002600						
Oregon	41039002700						
Oregon	41039002800						
Oregon	41039002902						
Oregon	41039002903						
Oregon	41039002904						
Oregon	41039003000						
Oregon	41039003101						
Oregon	41039003102						
Oregon	41039003201						
Oregon	41039003202						
Oregon	41039003301						
Oregon	41039003302						
Oregon	41039003400						

AMERICAN OVERSIGHT

State	2012-2016 ACS LIC Tract	Enter "YES" Below to Nominate LIC	2012-2016 Tract Poverty Rate	2012-2016 Tract Median Family Income	2012-2016 State Median Family Income	2012-2016 Core Based Statistical Area (CBSA) Median Family Income	Metro/Non-Metro
Oregon	41039003500						
Oregon	41039003600						
Oregon	41039003700						
Oregon	41039003800						
Oregon	41039003900						
Oregon	41039004000						
Oregon	41039004100						
Oregon	41039004200						
Oregon	41039004300						
Oregon	41039004401						
Oregon	41039004403						
Oregon	41039004404						
Oregon	41039004405						
Oregon	41039004501						
Oregon	41039004502						
Oregon	41039004600						
Oregon	41039004700						
Oregon	41039004800						
Oregon	41039004900						
Oregon	41039005000						
Oregon	41039005100						
Oregon	41039005200						
Oregon	41039005300						
Oregon	41039005400						
Oregon	41039990000						
Oregon	41041950100						
Oregon	41041950303						
Oregon	41041950304						
Oregon	41041950400						
Oregon	41041950601						
Oregon	41041950602						
Oregon	41041950800						
Oregon	41041950900						
Oregon	41041951000						
Oregon	41041951100						
Oregon	41041951200						
Oregon	41041951300						
Oregon	41041951400						
Oregon	41041951500						
Oregon	41041951600						
Oregon	41041951700						
Oregon	41041951800						
Oregon	41041990100						
Oregon	41043020100						
Oregon	41043020200						
Oregon	41043020300						
Oregon	41043020400						
Oregon	41043020500						

AMERICAN OVERSIGHT

State	2012-2016 ACS LIC Tract	Enter "YES" Below to Nominate LIC	2012-2016 Tract Poverty Rate	2012-2016 Tract Median Family Income	2012-2016 State Median Family Income	2012-2016 Core Based Statistical Area (CBSA) Median Family Income	Metro/Non-Metro
Oregon	41043020600						
Oregon	41043020700						
Oregon	41043020801						
Oregon	41043020802						
Oregon	41043030100						
Oregon	41043030200						
Oregon	41043030300						
Oregon	41043030401						
Oregon	41043030402						
Oregon	41043030500						
Oregon	41043030600						
Oregon	41043030700						
Oregon	41043030800						
Oregon	41043030902						
Oregon	41043030903						
Oregon	41043030904						
Oregon	41045940000						
Oregon	41045970200						
Oregon	41045970300						
Oregon	41045970400						
Oregon	41045970500						
Oregon	41045970600						
Oregon	41045970700						
Oregon	41045970900						
Oregon	41047000200						
Oregon	41047000300						
Oregon	41047000400						
Oregon	41047000501						
Oregon	41047000502						
Oregon	41047000600						
Oregon	41047000701						
Oregon	41047000900						
Oregon	41047001000						
Oregon	41047001100						
Oregon	41047001200						
Oregon	41047001300						
Oregon	41047001401						
Oregon	41047001402						
Oregon	41047001501						
Oregon	41047001502						
Oregon	41047001503						
Oregon	41047001601						
Oregon	41047001602						
Oregon	41047001603						
Oregon	41047001604						
Oregon	41047001701						
Oregon	41047001702						
Oregon	41047001703						

AMERICAN OVERSIGHT

State	2012-2016 ACS LIC Tract	Enter "YES" Below to Nominate LIC	2012-2016 Tract Poverty Rate	2012-2016 Tract Median Family Income	2012-2016 State Median Family Income	2012-2016 Core Based Statistical Area (CBSA) Median Family Income	Metro/Non-Metro
Oregon	41047001801						
Oregon	41047001802						
Oregon	41047001803						
Oregon	41047002000						
Oregon	41047002101						
Oregon	41047002102						
Oregon	41047002201						
Oregon	41047002202						
Oregon	41047002301						
Oregon	41047002303						
Oregon	41047002304						
Oregon	41047002400						
Oregon	41047002501						
Oregon	41047002502						
Oregon	41047002600						
Oregon	41047002700						
Oregon	41047002800						
Oregon	41047010100						
Oregon	41047010201						
Oregon	41047010202						
Oregon	41047010303						
Oregon	41047010304						
Oregon	41047010305						
Oregon	41047010306						
Oregon	41047010307						
Oregon	41047010400						
Oregon	41047010501						
Oregon	41047010502						
Oregon	41047010503						
Oregon	41047010600						
Oregon	41047010701						
Oregon	41047010702						
Oregon	41047010801						
Oregon	41047010802						
Oregon	41049970100						
Oregon	41049970200						
Oregon	41051000100						
Oregon	41051000200						
Oregon	41051000301						
Oregon	41051000302						
Oregon	41051000401						
Oregon	41051000402						
Oregon	41051000501						
Oregon	41051000502						
Oregon	41051000601						
Oregon	41051000602						
Oregon	41051000701						
Oregon	41051000702						

AMERICAN OVERSIGHT

State	2012-2016 ACS LIC Tract	Enter "YES" Below to Nominate LIC	2012-2016 Tract Poverty Rate	2012-2016 Tract Median Family Income	2012-2016 State Median Family Income	2012-2016 Core Based Statistical Area (CBSA) Median Family Income	Metro/Non-Metro
Oregon	41051000801						
Oregon	41051000802						
Oregon	41051000901						
Oregon	41051000902						
Oregon	41051001000						
Oregon	41051001101						
Oregon	41051001102						
Oregon	41051001201						
Oregon	41051001202						
Oregon	41051001301						
Oregon	41051001302						
Oregon	41051001400						
Oregon	41051001500						
Oregon	41051001601						
Oregon	41051001602						
Oregon	41051001701						
Oregon	41051001702						
Oregon	41051001801						
Oregon	41051001802						
Oregon	41051001900						
Oregon	41051002000						
Oregon	41051002100						
Oregon	41051002203						
Oregon	41051002303						
Oregon	41051002401						
Oregon	41051002402						
Oregon	41051002501						
Oregon	41051002502						
Oregon	41051002600						
Oregon	41051002701						
Oregon	41051002702						
Oregon	41051002801						
Oregon	41051002802						
Oregon	41051002901						
Oregon	41051002902						
Oregon	41051002903						
Oregon	41051003000						
Oregon	41051003100						
Oregon	41051003200						
Oregon	41051003301						
Oregon	41051003302						
Oregon	41051003401						
Oregon	41051003402						
Oregon	41051003501						
Oregon	41051003502						
Oregon	41051003601						
Oregon	41051003602						
Oregon	41051003603						

AMERICAN OVERSIGHT

State	2012-2016 ACS LIC Tract	Enter "YES" Below to Nominate LIC	2012-2016 Tract Poverty Rate	2012-2016 Tract Median Family Income	2012-2016 State Median Family Income	2012-2016 Core Based Statistical Area (CBSA) Median Family Income	Metro/Non-Metro
Oregon	41051003701						
Oregon	41051003702						
Oregon	41051003801						
Oregon	41051003802						
Oregon	41051003803						
Oregon	41051003901						
Oregon	41051003902						
Oregon	41051004001						
Oregon	41051004002						
Oregon	41051004101						
Oregon	41051004102						
Oregon	41051004200						
Oregon	41051004300						
Oregon	41051004500						
Oregon	41051004601						
Oregon	41051004602						
Oregon	41051004700						
Oregon	41051004800						
Oregon	41051004900						
Oregon	41051005000						
Oregon	41051005100						
Oregon	41051005200						
Oregon	41051005500						
Oregon	41051005600						
Oregon	41051005700						
Oregon	41051005800						
Oregon	41051005900						
Oregon	41051006001						
Oregon	41051006002						
Oregon	41051006100						
Oregon	41051006200						
Oregon	41051006300						
Oregon	41051006402						
Oregon	41051006403						
Oregon	41051006404						
Oregon	41051006501						
Oregon	41051006502						
Oregon	41051006601						
Oregon	41051006602						
Oregon	41051006701						
Oregon	41051006702						
Oregon	41051006801						
Oregon	41051006802						
Oregon	41051006900						
Oregon	41051007000						
Oregon	41051007100						
Oregon	41051007201						
Oregon	41051007202						

AMERICAN OVERSIGHT

State	2012-2016 ACS LIC Tract	Enter "YES" Below to Nominate LIC	2012-2016 Tract Poverty Rate	2012-2016 Tract Median Family Income	2012-2016 State Median Family Income	2012-2016 Core Based Statistical Area (CBSA) Median Family Income	Metro/Non-Metro
Oregon	41051007300						
Oregon	41051007400						
Oregon	41051007500						
Oregon	41051007600						
Oregon	41051007700						
Oregon	41051007800						
Oregon	41051007900						
Oregon	41051008001						
Oregon	41051008002						
Oregon	41051008100						
Oregon	41051008201						
Oregon	41051008202						
Oregon	41051008301						
Oregon	41051008302						
Oregon	41051008400						
Oregon	41051008500						
Oregon	41051008600						
Oregon	41051008700						
Oregon	41051008800						
Oregon	41051008901						
Oregon	41051008902						
Oregon	41051009000						
Oregon	41051009101						
Oregon	41051009102						
Oregon	41051009201						
Oregon	41051009202						
Oregon	41051009301						
Oregon	41051009302						
Oregon	41051009400						
Oregon	41051009501						
Oregon	41051009502						
Oregon	41051009603						
Oregon	41051009604						
Oregon	41051009605						
Oregon	41051009606						
Oregon	41051009701						
Oregon	41051009702						
Oregon	41051009801						
Oregon	41051009803						
Oregon	41051009804						
Oregon	41051009903						
Oregon	41051009904						
Oregon	41051009905						
Oregon	41051009906						
Oregon	41051009907						
Oregon	41051010001						
Oregon	41051010002						
Oregon	41051010100						

AMERICAN OVERSIGHT

State	2012-2016 ACS LIC Tract	Enter "YES" Below to Nominate LIC	2012-2016 Tract Poverty Rate	2012-2016 Tract Median Family Income	2012-2016 State Median Family Income	2012-2016 Core Based Statistical Area (CBSA) Median Family Income	Metro/Non-Metro
Oregon	41051010200						
Oregon	41051010303						
Oregon	41051010304						
Oregon	41051010305						
Oregon	41051010306						
Oregon	41051010402						
Oregon	41051010405						
Oregon	41051010407						
Oregon	41051010408						
Oregon	41051010409						
Oregon	41051010410						
Oregon	41051010411						
Oregon	41051010500						
Oregon	41051010600						
Oregon	41051980000						
Oregon	41053005100						
Oregon	41053005201						
Oregon	41053005202						
Oregon	41053005300						
Oregon	41053020202						
Oregon	41053020203						
Oregon	41053020204						
Oregon	41053020302						
Oregon	41053020303						
Oregon	41053020304						
Oregon	41053020400						
Oregon	41053020500						
Oregon	41055950100						
Oregon	41057960100						
Oregon	41057960200						
Oregon	41057960300						
Oregon	41057960400						
Oregon	41057960500						
Oregon	41057960600						
Oregon	41057960700						
Oregon	41057960800						
Oregon	41057990100						
Oregon	41059940000						
Oregon	41059950100						
Oregon	41059950200						
Oregon	41059950300						
Oregon	41059950400						
Oregon	41059950500						
Oregon	41059950600						
Oregon	41059950700						
Oregon	41059950800						
Oregon	41059950900						
Oregon	41059951000						

AMERICAN OVERSIGHT

State	2012-2016 ACS LIC Tract	Enter "YES" Below to Nominate LIC	2012-2016 Tract Poverty Rate	2012-2016 Tract Median Family Income	2012-2016 State Median Family Income	2012-2016 Core Based Statistical Area (CBSA) Median Family Income	Metro/Non-Metro
Oregon	41059951100						
Oregon	41059951200						
Oregon	41059951300						
Oregon	41059951400						
Oregon	41061970100						
Oregon	41061970200						
Oregon	41061970300						
Oregon	41061970400						
Oregon	41061970500						
Oregon	41061970600						
Oregon	41061970700						
Oregon	41061970800						
Oregon	41063960100						
Oregon	41063960200						
Oregon	41063960300						
Oregon	41065970100						
Oregon	41065970200						
Oregon	41065970300						
Oregon	41065970400						
Oregon	41065970500						
Oregon	41065970600						
Oregon	41065970700						
Oregon	41065970800						
Oregon	41067030101						
Oregon	41067030102						
Oregon	41067030200						
Oregon	41067030300						
Oregon	41067030401						
Oregon	41067030402						
Oregon	41067030501						
Oregon	41067030502						
Oregon	41067030600						
Oregon	41067030700						
Oregon	41067030801						
Oregon	41067030803						
Oregon	41067030805						
Oregon	41067030806						
Oregon	41067030900						
Oregon	41067031003						
Oregon	41067031004						
Oregon	41067031005						
Oregon	41067031006						
Oregon	41067031100						
Oregon	41067031200						
Oregon	41067031300						
Oregon	41067031402						
Oregon	41067031403						
Oregon	41067031404						

AMERICAN OVERSIGHT

State	2012-2016 ACS LIC Tract	Enter "YES" Below to Nominate LIC	2012-2016 Tract Poverty Rate	2012-2016 Tract Median Family Income	2012-2016 State Median Family Income	2012-2016 Core Based Statistical Area (CBSA) Median Family Income	Metro/Non-Metro
Oregon	41067031504						
Oregon	41067031506						
Oregon	41067031507						
Oregon	41067031508						
Oregon	41067031509						
Oregon	41067031511						
Oregon	41067031512						
Oregon	41067031513						
Oregon	41067031514						
Oregon	41067031606						
Oregon	41067031609						
Oregon	41067031610						
Oregon	41067031611						
Oregon	41067031612						
Oregon	41067031613						
Oregon	41067031614						
Oregon	41067031615						
Oregon	41067031616						
Oregon	41067031617						
Oregon	41067031703						
Oregon	41067031704						
Oregon	41067031705						
Oregon	41067031706						
Oregon	41067031804						
Oregon	41067031805						
Oregon	41067031806						
Oregon	41067031807						
Oregon	41067031812						
Oregon	41067031813						
Oregon	41067031814						
Oregon	41067031815						
Oregon	41067031904						
Oregon	41067031907						
Oregon	41067031908						
Oregon	41067031909						
Oregon	41067031910						
Oregon	41067031911						
Oregon	41067031912						
Oregon	41067032001						
Oregon	41067032003						
Oregon	41067032004						
Oregon	41067032005						
Oregon	41067032103						
Oregon	41067032104						
Oregon	41067032107						
Oregon	41067032108						
Oregon	41067032109						
Oregon	41067032110						

AMERICAN OVERSIGHT

State	2012-2016 ACS LIC Tract	Enter "YES" Below to Nominate LIC	2012-2016 Tract Poverty Rate	2012-2016 Tract Median Family Income	2012-2016 State Median Family Income	2012-2016 Core Based Statistical Area (CBSA) Median Family Income	Metro/Non-Metro
Oregon	41067032200						
Oregon	41067032300						
Oregon	41067032404						
Oregon	41067032406						
Oregon	41067032407						
Oregon	41067032408						
Oregon	41067032409						
Oregon	41067032410						
Oregon	41067032501						
Oregon	41067032502						
Oregon	41067032503						
Oregon	41067032603						
Oregon	41067032604						
Oregon	41067032606						
Oregon	41067032607						
Oregon	41067032608						
Oregon	41067032609						
Oregon	41067032610						
Oregon	41067032700						
Oregon	41067032800						
Oregon	41067032901						
Oregon	41067032902						
Oregon	41067033000						
Oregon	41067033101						
Oregon	41067033102						
Oregon	41067033200						
Oregon	41067033301						
Oregon	41067033302						
Oregon	41067033400						
Oregon	41067033500						
Oregon	41067033600						
Oregon	41069960100						
Oregon	41071030101						
Oregon	41071030102						
Oregon	41071030201						
Oregon	41071030202						
Oregon	41071030301						
Oregon	41071030302						
Oregon	41071030400						
Oregon	41071030501						
Oregon	41071030502						
Oregon	41071030601						
Oregon	41071030602						
Oregon	41071030701						
Oregon	41071030702						
Oregon	41071030801						
Oregon	41071030802						
Oregon	41071030900						

AMERICAN OVERSIGHT

State	2012-2016 ACS LIC Tract	Enter "YES" Below to Nominate LIC	2012-2016 Tract Poverty Rate	2012-2016 Tract Median Family Income	2012-2016 State Median Family Income	2012-2016 Core Based Statistical Area (CBSA) Median Family Income	Metro/Non-Metro
Oregon	41071031000						
Pennsylvania	42001030101						
Pennsylvania	42001030102						
Pennsylvania	42001030200						
Pennsylvania	42001030300						
Pennsylvania	42001030400						
Pennsylvania	42001030500						
Pennsylvania	42001030600						
Pennsylvania	42001030700						
Pennsylvania	42001030800						
Pennsylvania	42001030900						
Pennsylvania	42001031000						
Pennsylvania	42001031101						
Pennsylvania	42001031102						
Pennsylvania	42001031201						
Pennsylvania	42001031202						
Pennsylvania	42001031203						
Pennsylvania	42001031300						
Pennsylvania	42001031401						
Pennsylvania	42001031402						
Pennsylvania	42001031501						
Pennsylvania	42001031502						
Pennsylvania	42001031600						
Pennsylvania	42001031700						
Pennsylvania	42003010300						
Pennsylvania	42003020100						
Pennsylvania	42003020300						
Pennsylvania	42003030500						
Pennsylvania	42003040200						
Pennsylvania	42003040400						
Pennsylvania	42003040500						
Pennsylvania	42003040600						
Pennsylvania	42003040900						
Pennsylvania	42003050100						
Pennsylvania	42003050600						
Pennsylvania	42003050900						
Pennsylvania	42003051000						
Pennsylvania	42003051100						
Pennsylvania	42003060300						
Pennsylvania	42003060500						
Pennsylvania	42003070300						
Pennsylvania	42003070500						
Pennsylvania	42003070600						
Pennsylvania	42003070800						
Pennsylvania	42003070900						
Pennsylvania	42003080200						
Pennsylvania	42003080400						
Pennsylvania	42003080600						

AMERICAN OVERSIGHT

State	2012-2016 ACS LIC Tract	Enter "YES" Below to Nominate LIC	2012-2016 Tract Poverty Rate	2012-2016 Tract Median Family Income	2012-2016 State Median Family Income	2012-2016 Core Based Statistical Area (CBSA) Median Family Income	Metro/Non-Metro
Pennsylvania	42003080700						
Pennsylvania	42003080900						
Pennsylvania	42003090100						
Pennsylvania	42003090200						
Pennsylvania	42003090300						
Pennsylvania	42003100500						
Pennsylvania	42003101100						
Pennsylvania	42003101400						
Pennsylvania	42003101600						
Pennsylvania	42003101700						
Pennsylvania	42003101800						
Pennsylvania	42003110200						
Pennsylvania	42003110600						
Pennsylvania	42003111300						
Pennsylvania	42003111400						
Pennsylvania	42003111500						
Pennsylvania	42003120300						
Pennsylvania	42003120400						
Pennsylvania	42003120700						
Pennsylvania	42003120800						
Pennsylvania	42003130100						
Pennsylvania	42003130200						
Pennsylvania	42003130300						
Pennsylvania	42003130400						
Pennsylvania	42003130600						
Pennsylvania	42003140100						
Pennsylvania	42003140200						
Pennsylvania	42003140300						
Pennsylvania	42003140400						
Pennsylvania	42003140500						
Pennsylvania	42003140600						
Pennsylvania	42003140800						
Pennsylvania	42003141000						
Pennsylvania	42003141100						
Pennsylvania	42003141300						
Pennsylvania	42003141400						
Pennsylvania	42003151600						
Pennsylvania	42003151700						
Pennsylvania	42003160800						
Pennsylvania	42003160900						
Pennsylvania	42003170200						
Pennsylvania	42003170600						
Pennsylvania	42003180300						
Pennsylvania	42003180700						
Pennsylvania	42003190300						
Pennsylvania	42003191100						
Pennsylvania	42003191400						
Pennsylvania	42003191500						

AMERICAN OVERSIGHT

State	2012-2016 ACS LIC Tract	Enter "YES" Below to Nominate LIC	2012-2016 Tract Poverty Rate	2012-2016 Tract Median Family Income	2012-2016 State Median Family Income	2012-2016 Core Based Statistical Area (CBSA) Median Family Income	Metro/Non-Metro
Pennsylvania	42003191600						
Pennsylvania	42003191700						
Pennsylvania	42003191800						
Pennsylvania	42003191900						
Pennsylvania	42003192000						
Pennsylvania	42003202200						
Pennsylvania	42003202300						
Pennsylvania	42003210700						
Pennsylvania	42003220600						
Pennsylvania	42003240600						
Pennsylvania	42003241200						
Pennsylvania	42003250300						
Pennsylvania	42003250700						
Pennsylvania	42003250900						
Pennsylvania	42003260200						
Pennsylvania	42003260700						
Pennsylvania	42003260900						
Pennsylvania	42003261200						
Pennsylvania	42003261400						
Pennsylvania	42003261500						
Pennsylvania	42003262000						
Pennsylvania	42003270100						
Pennsylvania	42003270300						
Pennsylvania	42003270400						
Pennsylvania	42003270800						
Pennsylvania	42003271500						
Pennsylvania	42003281400						
Pennsylvania	42003281500						
Pennsylvania	42003290100						
Pennsylvania	42003290200						
Pennsylvania	42003290400						
Pennsylvania	42003300100						
Pennsylvania	42003310200						
Pennsylvania	42003310300						
Pennsylvania	42003320400						
Pennsylvania	42003320600						
Pennsylvania	42003320700						
Pennsylvania	42003401100						
Pennsylvania	42003401200						
Pennsylvania	42003401300						
Pennsylvania	42003402000						
Pennsylvania	42003403500						
Pennsylvania	42003404000						
Pennsylvania	42003405000						
Pennsylvania	42003406000						
Pennsylvania	42003407001						
Pennsylvania	42003407002						
Pennsylvania	42003408001						

AMERICAN OVERSIGHT

State	2012-2016 ACS LIC Tract	Enter "YES" Below to Nominate LIC	2012-2016 Tract Poverty Rate	2012-2016 Tract Median Family Income	2012-2016 State Median Family Income	2012-2016 Core Based Statistical Area (CBSA) Median Family Income	Metro/Non-Metro
Pennsylvania	42003408002						
Pennsylvania	42003409000						
Pennsylvania	42003410000						
Pennsylvania	42003411000						
Pennsylvania	42003412001						
Pennsylvania	42003412002						
Pennsylvania	42003413100						
Pennsylvania	42003413201						
Pennsylvania	42003413202						
Pennsylvania	42003413300						
Pennsylvania	42003413400						
Pennsylvania	42003413500						
Pennsylvania	42003414101						
Pennsylvania	42003414102						
Pennsylvania	42003414200						
Pennsylvania	42003415001						
Pennsylvania	42003415002						
Pennsylvania	42003416000						
Pennsylvania	42003417100						
Pennsylvania	42003417200						
Pennsylvania	42003418000						
Pennsylvania	42003419000						
Pennsylvania	42003420000						
Pennsylvania	42003421100						
Pennsylvania	42003421200						
Pennsylvania	42003422000						
Pennsylvania	42003423000						
Pennsylvania	42003424000						
Pennsylvania	42003425000						
Pennsylvania	42003426300						
Pennsylvania	42003426400						
Pennsylvania	42003426700						
Pennsylvania	42003426800						
Pennsylvania	42003427000						
Pennsylvania	42003427100						
Pennsylvania	42003427200						
Pennsylvania	42003428100						
Pennsylvania	42003428200						
Pennsylvania	42003429100						
Pennsylvania	42003429201						
Pennsylvania	42003429202						
Pennsylvania	42003429300						
Pennsylvania	42003429400						
Pennsylvania	42003429500						
Pennsylvania	42003429600						
Pennsylvania	42003429700						
Pennsylvania	42003430100						
Pennsylvania	42003430200						

AMERICAN OVERSIGHT

State	2012-2016 ACS LIC Tract	Enter "YES" Below to Nominate LIC	2012-2016 Tract Poverty Rate	2012-2016 Tract Median Family Income	2012-2016 State Median Family Income	2012-2016 Core Based Statistical Area (CBSA) Median Family Income	Metro/Non-Metro
Pennsylvania	42003431100						
Pennsylvania	42003431400						
Pennsylvania	42003431500						
Pennsylvania	42003432300						
Pennsylvania	42003432400						
Pennsylvania	42003434000						
Pennsylvania	42003435000						
Pennsylvania	42003437000						
Pennsylvania	42003439000						
Pennsylvania	42003445500						
Pennsylvania	42003446000						
Pennsylvania	42003447000						
Pennsylvania	42003448000						
Pennsylvania	42003449000						
Pennsylvania	42003450700						
Pennsylvania	42003450800						
Pennsylvania	42003451101						
Pennsylvania	42003451102						
Pennsylvania	42003451104						
Pennsylvania	42003451105						
Pennsylvania	42003451300						
Pennsylvania	42003452000						
Pennsylvania	42003453003						
Pennsylvania	42003453004						
Pennsylvania	42003455000						
Pennsylvania	42003456001						
Pennsylvania	42003456003						
Pennsylvania	42003456004						
Pennsylvania	42003457100						
Pennsylvania	42003457200						
Pennsylvania	42003458000						
Pennsylvania	42003459101						
Pennsylvania	42003459102						
Pennsylvania	42003459201						
Pennsylvania	42003459202						
Pennsylvania	42003460001						
Pennsylvania	42003460002						
Pennsylvania	42003461000						
Pennsylvania	42003462100						
Pennsylvania	42003462600						
Pennsylvania	42003463900						
Pennsylvania	42003464300						
Pennsylvania	42003464400						
Pennsylvania	42003465600						
Pennsylvania	42003465800						
Pennsylvania	42003468700						
Pennsylvania	42003468800						
Pennsylvania	42003468900						

AMERICAN OVERSIGHT

State	2012-2016 ACS LIC Tract	Enter "YES" Below to Nominate LIC	2012-2016 Tract Poverty Rate	2012-2016 Tract Median Family Income	2012-2016 State Median Family Income	2012-2016 Core Based Statistical Area (CBSA) Median Family Income	Metro/Non-Metro
Pennsylvania	42003469000						
Pennsylvania	42003470300						
Pennsylvania	42003470400						
Pennsylvania	42003470501						
Pennsylvania	42003470502						
Pennsylvania	42003470600						
Pennsylvania	42003471000						
Pennsylvania	42003472100						
Pennsylvania	42003472200						
Pennsylvania	42003472300						
Pennsylvania	42003472400						
Pennsylvania	42003473100						
Pennsylvania	42003473200						
Pennsylvania	42003473300						
Pennsylvania	42003473401						
Pennsylvania	42003473402						
Pennsylvania	42003473500						
Pennsylvania	42003473601						
Pennsylvania	42003473602						
Pennsylvania	42003474101						
Pennsylvania	42003474102						
Pennsylvania	42003474201						
Pennsylvania	42003474202						
Pennsylvania	42003474203						
Pennsylvania	42003475101						
Pennsylvania	42003475102						
Pennsylvania	42003475200						
Pennsylvania	42003475301						
Pennsylvania	42003475303						
Pennsylvania	42003475304						
Pennsylvania	42003475401						
Pennsylvania	42003475402						
Pennsylvania	42003476100						
Pennsylvania	42003476200						
Pennsylvania	42003477100						
Pennsylvania	42003477200						
Pennsylvania	42003477300						
Pennsylvania	42003478100						
Pennsylvania	42003478200						
Pennsylvania	42003479000						
Pennsylvania	42003480101						
Pennsylvania	42003480102						
Pennsylvania	42003480200						
Pennsylvania	42003480300						
Pennsylvania	42003480400						
Pennsylvania	42003481000						
Pennsylvania	42003482500						
Pennsylvania	42003483800						

AMERICAN OVERSIGHT

State	2012-2016 ACS LIC Tract	Enter "YES" Below to Nominate LIC	2012-2016 Tract Poverty Rate	2012-2016 Tract Median Family Income	2012-2016 State Median Family Income	2012-2016 Core Based Statistical Area (CBSA) Median Family Income	Metro/Non-Metro
Pennsylvania	42003484300						
Pennsylvania	42003484500						
Pennsylvania	42003484600						
Pennsylvania	42003485000						
Pennsylvania	42003486700						
Pennsylvania	42003486800						
Pennsylvania	42003486900						
Pennsylvania	42003487000						
Pennsylvania	42003488100						
Pennsylvania	42003488200						
Pennsylvania	42003488300						
Pennsylvania	42003488400						
Pennsylvania	42003488500						
Pennsylvania	42003488600						
Pennsylvania	42003489001						
Pennsylvania	42003489002						
Pennsylvania	42003490002						
Pennsylvania	42003490003						
Pennsylvania	42003490004						
Pennsylvania	42003491101						
Pennsylvania	42003491200						
Pennsylvania	42003492700						
Pennsylvania	42003492800						
Pennsylvania	42003492900						
Pennsylvania	42003494000						
Pennsylvania	42003495000						
Pennsylvania	42003496101						
Pennsylvania	42003496102						
Pennsylvania	42003496200						
Pennsylvania	42003497000						
Pennsylvania	42003498000						
Pennsylvania	42003499300						
Pennsylvania	42003499400						
Pennsylvania	42003500300						
Pennsylvania	42003501000						
Pennsylvania	42003503002						
Pennsylvania	42003504100						
Pennsylvania	42003507000						
Pennsylvania	42003508000						
Pennsylvania	42003509400						
Pennsylvania	42003510000						
Pennsylvania	42003512000						
Pennsylvania	42003512800						
Pennsylvania	42003512900						
Pennsylvania	42003513800						
Pennsylvania	42003514000						
Pennsylvania	42003515100						
Pennsylvania	42003515200						

AMERICAN OVERSIGHT

State	2012-2016 ACS LIC Tract	Enter "YES" Below to Nominate LIC	2012-2016 Tract Poverty Rate	2012-2016 Tract Median Family Income	2012-2016 State Median Family Income	2012-2016 Core Based Statistical Area (CBSA) Median Family Income	Metro/Non-Metro
Pennsylvania	42003515300						
Pennsylvania	42003515401						
Pennsylvania	42003516100						
Pennsylvania	42003516200						
Pennsylvania	42003517000						
Pennsylvania	42003518001						
Pennsylvania	42003519000						
Pennsylvania	42003520001						
Pennsylvania	42003520002						
Pennsylvania	42003521100						
Pennsylvania	42003521200						
Pennsylvania	42003521301						
Pennsylvania	42003521302						
Pennsylvania	42003521401						
Pennsylvania	42003521402						
Pennsylvania	42003521500						
Pennsylvania	42003522000						
Pennsylvania	42003523100						
Pennsylvania	42003523200						
Pennsylvania	42003523300						
Pennsylvania	42003523400						
Pennsylvania	42003523501						
Pennsylvania	42003523502						
Pennsylvania	42003523600						
Pennsylvania	42003523701						
Pennsylvania	42003523702						
Pennsylvania	42003523800						
Pennsylvania	42003524000						
Pennsylvania	42003525100						
Pennsylvania	42003525200						
Pennsylvania	42003525300						
Pennsylvania	42003526101						
Pennsylvania	42003526102						
Pennsylvania	42003526201						
Pennsylvania	42003526202						
Pennsylvania	42003526301						
Pennsylvania	42003526302						
Pennsylvania	42003550900						
Pennsylvania	42003551200						
Pennsylvania	42003551300						
Pennsylvania	42003551900						
Pennsylvania	42003552000						
Pennsylvania	42003552100						
Pennsylvania	42003552200						
Pennsylvania	42003552300						
Pennsylvania	42003552400						
Pennsylvania	42003560400						
Pennsylvania	42003560500						

AMERICAN OVERSIGHT

State	2012-2016 ACS LIC Tract	Enter "YES" Below to Nominate LIC	2012-2016 Tract Poverty Rate	2012-2016 Tract Median Family Income	2012-2016 State Median Family Income	2012-2016 Core Based Statistical Area (CBSA) Median Family Income	Metro/Non-Metro
Pennsylvania	42003560600						
Pennsylvania	42003561000						
Pennsylvania	42003561100						
Pennsylvania	42003561200						
Pennsylvania	42003561400						
Pennsylvania	42003561500						
Pennsylvania	42003561600						
Pennsylvania	42003561700						
Pennsylvania	42003561900						
Pennsylvania	42003562000						
Pennsylvania	42003562300						
Pennsylvania	42003562400						
Pennsylvania	42003562500						
Pennsylvania	42003562600						
Pennsylvania	42003562700						
Pennsylvania	42003562800						
Pennsylvania	42003562900						
Pennsylvania	42003563000						
Pennsylvania	42003563100						
Pennsylvania	42003563200						
Pennsylvania	42003563300						
Pennsylvania	42003563800						
Pennsylvania	42003563900						
Pennsylvania	42003564000						
Pennsylvania	42003564100						
Pennsylvania	42003564200						
Pennsylvania	42003564400						
Pennsylvania	42003564500						
Pennsylvania	42003980000						
Pennsylvania	42003980100						
Pennsylvania	42003980300						
Pennsylvania	42003980400						
Pennsylvania	42003980500						
Pennsylvania	42003980600						
Pennsylvania	42003980700						
Pennsylvania	42003980800						
Pennsylvania	42003980900						
Pennsylvania	42003981000						
Pennsylvania	42003981100						
Pennsylvania	42003981200						
Pennsylvania	42003981800						
Pennsylvania	42003982200						
Pennsylvania	42005950100						
Pennsylvania	42005950200						
Pennsylvania	42005950300						
Pennsylvania	42005950400						
Pennsylvania	42005950500						
Pennsylvania	42005950600						

AMERICAN OVERSIGHT

State	2012-2016 ACS LIC Tract	Enter "YES" Below to Nominate LIC	2012-2016 Tract Poverty Rate	2012-2016 Tract Median Family Income	2012-2016 State Median Family Income	2012-2016 Core Based Statistical Area (CBSA) Median Family Income	Metro/Non-Metro
Pennsylvania	42005950700						
Pennsylvania	42005950800						
Pennsylvania	42005950900						
Pennsylvania	42005951000						
Pennsylvania	42005951100						
Pennsylvania	42005951200						
Pennsylvania	42005951300						
Pennsylvania	42005951400						
Pennsylvania	42005951500						
Pennsylvania	42005951600						
Pennsylvania	42005951700						
Pennsylvania	42005951800						
Pennsylvania	42005951900						
Pennsylvania	42007600601						
Pennsylvania	42007600602						
Pennsylvania	42007600700						
Pennsylvania	42007601000						
Pennsylvania	42007601100						
Pennsylvania	42007601200						
Pennsylvania	42007601300						
Pennsylvania	42007601400						
Pennsylvania	42007601600						
Pennsylvania	42007601700						
Pennsylvania	42007601800						
Pennsylvania	42007602100						
Pennsylvania	42007602300						
Pennsylvania	42007602400						
Pennsylvania	42007602500						
Pennsylvania	42007602601						
Pennsylvania	42007602602						
Pennsylvania	42007602701						
Pennsylvania	42007602702						
Pennsylvania	42007602800						
Pennsylvania	42007602900						
Pennsylvania	42007603000						
Pennsylvania	42007603202						
Pennsylvania	42007603300						
Pennsylvania	42007603400						
Pennsylvania	42007603500						
Pennsylvania	42007603600						
Pennsylvania	42007603700						
Pennsylvania	42007603801						
Pennsylvania	42007603802						
Pennsylvania	42007603803						
Pennsylvania	42007603900						
Pennsylvania	42007604000						
Pennsylvania	42007604100						
Pennsylvania	42007604200						

AMERICAN OVERSIGHT

State	2012-2016 ACS LIC Tract	Enter "YES" Below to Nominate LIC	2012-2016 Tract Poverty Rate	2012-2016 Tract Median Family Income	2012-2016 State Median Family Income	2012-2016 Core Based Statistical Area (CBSA) Median Family Income	Metro/Non-Metro
Pennsylvania	42007604500						
Pennsylvania	42007604600						
Pennsylvania	42007604700						
Pennsylvania	42007604800						
Pennsylvania	42007604901						
Pennsylvania	42007604902						
Pennsylvania	42007605001						
Pennsylvania	42007605002						
Pennsylvania	42007605100						
Pennsylvania	42007605200						
Pennsylvania	42007605300						
Pennsylvania	42007605400						
Pennsylvania	42007605500						
Pennsylvania	42007605600						
Pennsylvania	42007605700						
Pennsylvania	42007605800						
Pennsylvania	42009960100						
Pennsylvania	42009960200						
Pennsylvania	42009960300						
Pennsylvania	42009960400						
Pennsylvania	42009960500						
Pennsylvania	42009960600						
Pennsylvania	42009960700						
Pennsylvania	42009960800						
Pennsylvania	42009960900						
Pennsylvania	42009961000						
Pennsylvania	42009961100						
Pennsylvania	42011000100						
Pennsylvania	42011000200						
Pennsylvania	42011000300						
Pennsylvania	42011000400						
Pennsylvania	42011000500						
Pennsylvania	42011000600						
Pennsylvania	42011000700						
Pennsylvania	42011000800						
Pennsylvania	42011000900						
Pennsylvania	42011001000						
Pennsylvania	42011001100						
Pennsylvania	42011001200						
Pennsylvania	42011001300						
Pennsylvania	42011001400						
Pennsylvania	42011001500						
Pennsylvania	42011001600						
Pennsylvania	42011001700						
Pennsylvania	42011001800						
Pennsylvania	42011001900						
Pennsylvania	42011002000						
Pennsylvania	42011002100						

AMERICAN OVERSIGHT

State	2012-2016 ACS LIC Tract	Enter "YES" Below to Nominate LIC	2012-2016 Tract Poverty Rate	2012-2016 Tract Median Family Income	2012-2016 State Median Family Income	2012-2016 Core Based Statistical Area (CBSA) Median Family Income	Metro/Non-Metro
Pennsylvania	42011002200						
Pennsylvania	42011002300						
Pennsylvania	42011002500						
Pennsylvania	42011002600						
Pennsylvania	42011002700						
Pennsylvania	42011002900						
Pennsylvania	42011010100						
Pennsylvania	42011010201						
Pennsylvania	42011010202						
Pennsylvania	42011010302						
Pennsylvania	42011010303						
Pennsylvania	42011010304						
Pennsylvania	42011010400						
Pennsylvania	42011010500						
Pennsylvania	42011010600						
Pennsylvania	42011010700						
Pennsylvania	42011010801						
Pennsylvania	42011010802						
Pennsylvania	42011010902						
Pennsylvania	42011010903						
Pennsylvania	42011010904						
Pennsylvania	42011010905						
Pennsylvania	42011011000						
Pennsylvania	42011011101						
Pennsylvania	42011011102						
Pennsylvania	42011011200						
Pennsylvania	42011011300						
Pennsylvania	42011011400						
Pennsylvania	42011011500						
Pennsylvania	42011011601						
Pennsylvania	42011011602						
Pennsylvania	42011011603						
Pennsylvania	42011011701						
Pennsylvania	42011011702						
Pennsylvania	42011011703						
Pennsylvania	42011011800						
Pennsylvania	42011011902						
Pennsylvania	42011011903						
Pennsylvania	42011011904						
Pennsylvania	42011012001						
Pennsylvania	42011012002						
Pennsylvania	42011012101						
Pennsylvania	42011012103						
Pennsylvania	42011012104						
Pennsylvania	42011012105						
Pennsylvania	42011012200						
Pennsylvania	42011012300						
Pennsylvania	42011012400						

AMERICAN OVERSIGHT

State	2012-2016 ACS LIC Tract	Enter "YES" Below to Nominate LIC	2012-2016 Tract Poverty Rate	2012-2016 Tract Median Family Income	2012-2016 State Median Family Income	2012-2016 Core Based Statistical Area (CBSA) Median Family Income	Metro/Non-Metro
Pennsylvania	42011012500						
Pennsylvania	42011012600						
Pennsylvania	42011012700						
Pennsylvania	42011012800						
Pennsylvania	42011012900						
Pennsylvania	42011013000						
Pennsylvania	42011013100						
Pennsylvania	42011013200						
Pennsylvania	42011013301						
Pennsylvania	42011013302						
Pennsylvania	42011013401						
Pennsylvania	42011013402						
Pennsylvania	42011013500						
Pennsylvania	42011013600						
Pennsylvania	42011013701						
Pennsylvania	42011013702						
Pennsylvania	42011013800						
Pennsylvania	42011013900						
Pennsylvania	42011014000						
Pennsylvania	42011014100						
Pennsylvania	42011014200						
Pennsylvania	42013010101						
Pennsylvania	42013010102						
Pennsylvania	42013010103						
Pennsylvania	42013010401						
Pennsylvania	42013010402						
Pennsylvania	42013010500						
Pennsylvania	42013010600						
Pennsylvania	42013010700						
Pennsylvania	42013010800						
Pennsylvania	42013010900						
Pennsylvania	42013011001						
Pennsylvania	42013011002						
Pennsylvania	42013011100						
Pennsylvania	42013011200						
Pennsylvania	42013011300						
Pennsylvania	42013011400						
Pennsylvania	42013011500						
Pennsylvania	42013011600						
Pennsylvania	42013100200						
Pennsylvania	42013100300						
Pennsylvania	42013100400						
Pennsylvania	42013100500						
Pennsylvania	42013100600						
Pennsylvania	42013100700						
Pennsylvania	42013100800						
Pennsylvania	42013100900						
Pennsylvania	42013101100						

AMERICAN OVERSIGHT

State	2012-2016 ACS LIC Tract	Enter "YES" Below to Nominate LIC	2012-2016 Tract Poverty Rate	2012-2016 Tract Median Family Income	2012-2016 State Median Family Income	2012-2016 Core Based Statistical Area (CBSA) Median Family Income	Metro/Non-Metro
Pennsylvania	42013101200						
Pennsylvania	42013101400						
Pennsylvania	42013101500						
Pennsylvania	42013101600						
Pennsylvania	42013101700						
Pennsylvania	42013101800						
Pennsylvania	42013101900						
Pennsylvania	42015950100						
Pennsylvania	42015950200						
Pennsylvania	42015950300						
Pennsylvania	42015950400						
Pennsylvania	42015950500						
Pennsylvania	42015950600						
Pennsylvania	42015950700						
Pennsylvania	42015950800						
Pennsylvania	42015950900						
Pennsylvania	42015951000						
Pennsylvania	42015951100						
Pennsylvania	42015951200						
Pennsylvania	42015951300						
Pennsylvania	42015951400						
Pennsylvania	42017100102						
Pennsylvania	42017100103						
Pennsylvania	42017100104						
Pennsylvania	42017100105						
Pennsylvania	42017100201						
Pennsylvania	42017100206						
Pennsylvania	42017100207						
Pennsylvania	42017100208						
Pennsylvania	42017100209						
Pennsylvania	42017100210						
Pennsylvania	42017100211						
Pennsylvania	42017100212						
Pennsylvania	42017100302						
Pennsylvania	42017100303						
Pennsylvania	42017100304						
Pennsylvania	42017100306						
Pennsylvania	42017100307						
Pennsylvania	42017100401						
Pennsylvania	42017100402						
Pennsylvania	42017100403						
Pennsylvania	42017100404						
Pennsylvania	42017100406						
Pennsylvania	42017100407						
Pennsylvania	42017100408						
Pennsylvania	42017100500						
Pennsylvania	42017100600						
Pennsylvania	42017100700						

AMERICAN OVERSIGHT

State	2012-2016 ACS LIC Tract	Enter "YES" Below to Nominate LIC	2012-2016 Tract Poverty Rate	2012-2016 Tract Median Family Income	2012-2016 State Median Family Income	2012-2016 Core Based Statistical Area (CBSA) Median Family Income	Metro/Non-Metro
Pennsylvania	42017100803						
Pennsylvania	42017100804						
Pennsylvania	42017100805						
Pennsylvania	42017100807						
Pennsylvania	42017100808						
Pennsylvania	42017100809						
Pennsylvania	42017100811						
Pennsylvania	42017100900						
Pennsylvania	42017101100						
Pennsylvania	42017101401						
Pennsylvania	42017101403						
Pennsylvania	42017101404						
Pennsylvania	42017101405						
Pennsylvania	42017101503						
Pennsylvania	42017101504						
Pennsylvania	42017101505						
Pennsylvania	42017101506						
Pennsylvania	42017101603						
Pennsylvania	42017101605						
Pennsylvania	42017101607						
Pennsylvania	42017101609						
Pennsylvania	42017101610						
Pennsylvania	42017101611						
Pennsylvania	42017101802						
Pennsylvania	42017101803						
Pennsylvania	42017101805						
Pennsylvania	42017101807						
Pennsylvania	42017101808						
Pennsylvania	42017101900						
Pennsylvania	42017102002						
Pennsylvania	42017102003						
Pennsylvania	42017102004						
Pennsylvania	42017102102						
Pennsylvania	42017102104						
Pennsylvania	42017102300						
Pennsylvania	42017102401						
Pennsylvania	42017102402						
Pennsylvania	42017102500						
Pennsylvania	42017102600						
Pennsylvania	42017102700						
Pennsylvania	42017102801						
Pennsylvania	42017103101						
Pennsylvania	42017103102						
Pennsylvania	42017103103						
Pennsylvania	42017103300						
Pennsylvania	42017103400						
Pennsylvania	42017103700						
Pennsylvania	42017103800						

AMERICAN OVERSIGHT

State	2012-2016 ACS LIC Tract	Enter "YES" Below to Nominate LIC	2012-2016 Tract Poverty Rate	2012-2016 Tract Median Family Income	2012-2016 State Median Family Income	2012-2016 Core Based Statistical Area (CBSA) Median Family Income	Metro/Non-Metro
Pennsylvania	42017103900						
Pennsylvania	42017104000						
Pennsylvania	42017104100						
Pennsylvania	42017104201						
Pennsylvania	42017104203						
Pennsylvania	42017104204						
Pennsylvania	42017104301						
Pennsylvania	42017104303						
Pennsylvania	42017104304						
Pennsylvania	42017104400						
Pennsylvania	42017104502						
Pennsylvania	42017104503						
Pennsylvania	42017104505						
Pennsylvania	42017104506						
Pennsylvania	42017104601						
Pennsylvania	42017104603						
Pennsylvania	42017104604						
Pennsylvania	42017104701						
Pennsylvania	42017104702						
Pennsylvania	42017104703						
Pennsylvania	42017104800						
Pennsylvania	42017104901						
Pennsylvania	42017104902						
Pennsylvania	42017105003						
Pennsylvania	42017105004						
Pennsylvania	42017105006						
Pennsylvania	42017105008						
Pennsylvania	42017105009						
Pennsylvania	42017105010						
Pennsylvania	42017105011						
Pennsylvania	42017105012						
Pennsylvania	42017105013						
Pennsylvania	42017105100						
Pennsylvania	42017105202						
Pennsylvania	42017105203						
Pennsylvania	42017105206						
Pennsylvania	42017105207						
Pennsylvania	42017105208						
Pennsylvania	42017105300						
Pennsylvania	42017105400						
Pennsylvania	42017105505						
Pennsylvania	42017105506						
Pennsylvania	42017105507						
Pennsylvania	42017105508						
Pennsylvania	42017105509						
Pennsylvania	42017105510						
Pennsylvania	42017105511						
Pennsylvania	42017105600						

AMERICAN OVERSIGHT

State	2012-2016 ACS LIC Tract	Enter "YES" Below to Nominate LIC	2012-2016 Tract Poverty Rate	2012-2016 Tract Median Family Income	2012-2016 State Median Family Income	2012-2016 Core Based Statistical Area (CBSA) Median Family Income	Metro/Non-Metro
Pennsylvania	42017105702						
Pennsylvania	42017105704						
Pennsylvania	42017105801						
Pennsylvania	42017105805						
Pennsylvania	42017105807						
Pennsylvania	42017105808						
Pennsylvania	42017105809						
Pennsylvania	42017105810						
Pennsylvania	42017105811						
Pennsylvania	42017105812						
Pennsylvania	42017105900						
Pennsylvania	42017106000						
Pennsylvania	42017106100						
Pennsylvania	42017106200						
Pennsylvania	42017106300						
Pennsylvania	42017106401						
Pennsylvania	42017106402						
Pennsylvania	42017106500						
Pennsylvania	42017106600						
Pennsylvania	42017980000						
Pennsylvania	42019902100						
Pennsylvania	42019902200						
Pennsylvania	42019902300						
Pennsylvania	42019902400						
Pennsylvania	42019902500						
Pennsylvania	42019902600						
Pennsylvania	42019902700						
Pennsylvania	42019902800						
Pennsylvania	42019902900						
Pennsylvania	42019903000						
Pennsylvania	42019903100						
Pennsylvania	42019910100						
Pennsylvania	42019910200						
Pennsylvania	42019910301						
Pennsylvania	42019910302						
Pennsylvania	42019910400						
Pennsylvania	42019910500						
Pennsylvania	42019910600						
Pennsylvania	42019910700						
Pennsylvania	42019910800						
Pennsylvania	42019910900						
Pennsylvania	42019911000						
Pennsylvania	42019911100						
Pennsylvania	42019911200						
Pennsylvania	42019911300						
Pennsylvania	42019911400						
Pennsylvania	42019911501						
Pennsylvania	42019911502						

AMERICAN OVERSIGHT

State	2012-2016 ACS LIC Tract	Enter "YES" Below to Nominate LIC	2012-2016 Tract Poverty Rate	2012-2016 Tract Median Family Income	2012-2016 State Median Family Income	2012-2016 Core Based Statistical Area (CBSA) Median Family Income	Metro/Non-Metro
Pennsylvania	42019911600						
Pennsylvania	42019911700						
Pennsylvania	42019911800						
Pennsylvania	42019911900						
Pennsylvania	42019912001						
Pennsylvania	42019912002						
Pennsylvania	42019912101						
Pennsylvania	42019912102						
Pennsylvania	42019912200						
Pennsylvania	42019912301						
Pennsylvania	42019912303						
Pennsylvania	42019912304						
Pennsylvania	42019912401						
Pennsylvania	42019912402						
Pennsylvania	42019912700						
Pennsylvania	42019912800						
Pennsylvania	42021000100						
Pennsylvania	42021000200						
Pennsylvania	42021000300						
Pennsylvania	42021000500						
Pennsylvania	42021000600						
Pennsylvania	42021000700						
Pennsylvania	42021001200						
Pennsylvania	42021010100						
Pennsylvania	42021010200						
Pennsylvania	42021010300						
Pennsylvania	42021010500						
Pennsylvania	42021010600						
Pennsylvania	42021010700						
Pennsylvania	42021010801						
Pennsylvania	42021011000						
Pennsylvania	42021011100						
Pennsylvania	42021011200						
Pennsylvania	42021011300						
Pennsylvania	42021011400						
Pennsylvania	42021011500						
Pennsylvania	42021011600						
Pennsylvania	42021011700						
Pennsylvania	42021011800						
Pennsylvania	42021011900						
Pennsylvania	42021012000						
Pennsylvania	42021012100						
Pennsylvania	42021012200						
Pennsylvania	42021012300						
Pennsylvania	42021012400						
Pennsylvania	42021012500						
Pennsylvania	42021012600						
Pennsylvania	42021012700						

AMERICAN OVERSIGHT

State	2012-2016 ACS LIC Tract	Enter "YES" Below to Nominate LIC	2012-2016 Tract Poverty Rate	2012-2016 Tract Median Family Income	2012-2016 State Median Family Income	2012-2016 Core Based Statistical Area (CBSA) Median Family Income	Metro/Non-Metro
Pennsylvania	42021012800						
Pennsylvania	42021012900						
Pennsylvania	42021013000						
Pennsylvania	42021013100						
Pennsylvania	42021013200						
Pennsylvania	42021013300						
Pennsylvania	42021013400						
Pennsylvania	42021013500						
Pennsylvania	42021013600						
Pennsylvania	42021013700						
Pennsylvania	42023960100						
Pennsylvania	42023960200						
Pennsylvania	42025020102						
Pennsylvania	42025020103						
Pennsylvania	42025020105						
Pennsylvania	42025020106						
Pennsylvania	42025020200						
Pennsylvania	42025020300						
Pennsylvania	42025020400						
Pennsylvania	42025020500						
Pennsylvania	42025020600						
Pennsylvania	42025020700						
Pennsylvania	42025020800						
Pennsylvania	42025020900						
Pennsylvania	42027010100						
Pennsylvania	42027010200						
Pennsylvania	42027010300						
Pennsylvania	42027010400						
Pennsylvania	42027010500						
Pennsylvania	42027010600						
Pennsylvania	42027010700						
Pennsylvania	42027010800						
Pennsylvania	42027010900						
Pennsylvania	42027011000						
Pennsylvania	42027011100						
Pennsylvania	42027011201						
Pennsylvania	42027011300						
Pennsylvania	42027011400						
Pennsylvania	42027011501						
Pennsylvania	42027011502						
Pennsylvania	42027011600						
Pennsylvania	42027011702						
Pennsylvania	42027011800						
Pennsylvania	42027011901						
Pennsylvania	42027011902						
Pennsylvania	42027012000						
Pennsylvania	42027012100						
Pennsylvania	42027012200						

AMERICAN OVERSIGHT

State	2012-2016 ACS LIC Tract	Enter "YES" Below to Nominate LIC	2012-2016 Tract Poverty Rate	2012-2016 Tract Median Family Income	2012-2016 State Median Family Income	2012-2016 Core Based Statistical Area (CBSA) Median Family Income	Metro/Non-Metro
Pennsylvania	42027012300						
Pennsylvania	42027012400						
Pennsylvania	42027012500						
Pennsylvania	42027012600						
Pennsylvania	42027012700						
Pennsylvania	42027012800						
Pennsylvania	42027981202						
Pennsylvania	42029300101						
Pennsylvania	42029300103						
Pennsylvania	42029300104						
Pennsylvania	42029300106						
Pennsylvania	42029300107						
Pennsylvania	42029300108						
Pennsylvania	42029300109						
Pennsylvania	42029300201						
Pennsylvania	42029300202						
Pennsylvania	42029300301						
Pennsylvania	42029300302						
Pennsylvania	42029300303						
Pennsylvania	42029300400						
Pennsylvania	42029300501						
Pennsylvania	42029300502						
Pennsylvania	42029300600						
Pennsylvania	42029300700						
Pennsylvania	42029300800						
Pennsylvania	42029300900						
Pennsylvania	42029301000						
Pennsylvania	42029301100						
Pennsylvania	42029301300						
Pennsylvania	42029301401						
Pennsylvania	42029301402						
Pennsylvania	42029301500						
Pennsylvania	42029301600						
Pennsylvania	42029301700						
Pennsylvania	42029301800						
Pennsylvania	42029301900						
Pennsylvania	42029302000						
Pennsylvania	42029302101						
Pennsylvania	42029302102						
Pennsylvania	42029302202						
Pennsylvania	42029302203						
Pennsylvania	42029302204						
Pennsylvania	42029302300						
Pennsylvania	42029302400						
Pennsylvania	42029302500						
Pennsylvania	42029302600						
Pennsylvania	42029302702						
Pennsylvania	42029302703						

AMERICAN OVERSIGHT

State	2012-2016 ACS LIC Tract	Enter "YES" Below to Nominate LIC	2012-2016 Tract Poverty Rate	2012-2016 Tract Median Family Income	2012-2016 State Median Family Income	2012-2016 Core Based Statistical Area (CBSA) Median Family Income	Metro/Non-Metro
Pennsylvania	42029302704						
Pennsylvania	42029302705						
Pennsylvania	42029302706						
Pennsylvania	42029302802						
Pennsylvania	42029302803						
Pennsylvania	42029302804						
Pennsylvania	42029302805						
Pennsylvania	42029302901						
Pennsylvania	42029302902						
Pennsylvania	42029303000						
Pennsylvania	42029303100						
Pennsylvania	42029303301						
Pennsylvania	42029303302						
Pennsylvania	42029303401						
Pennsylvania	42029303402						
Pennsylvania	42029303501						
Pennsylvania	42029303502						
Pennsylvania	42029303801						
Pennsylvania	42029303802						
Pennsylvania	42029303901						
Pennsylvania	42029303902						
Pennsylvania	42029304000						
Pennsylvania	42029304101						
Pennsylvania	42029304102						
Pennsylvania	42029304201						
Pennsylvania	42029304300						
Pennsylvania	42029304403						
Pennsylvania	42029304404						
Pennsylvania	42029304405						
Pennsylvania	42029304406						
Pennsylvania	42029304501						
Pennsylvania	42029304502						
Pennsylvania	42029304600						
Pennsylvania	42029304900						
Pennsylvania	42029305000						
Pennsylvania	42029305101						
Pennsylvania	42029305102						
Pennsylvania	42029305300						
Pennsylvania	42029305400						
Pennsylvania	42029305500						
Pennsylvania	42029305600						
Pennsylvania	42029305700						
Pennsylvania	42029306000						
Pennsylvania	42029306300						
Pennsylvania	42029306501						
Pennsylvania	42029306503						
Pennsylvania	42029306504						
Pennsylvania	42029306600						

AMERICAN OVERSIGHT

State	2012-2016 ACS LIC Tract	Enter "YES" Below to Nominate LIC	2012-2016 Tract Poverty Rate	2012-2016 Tract Median Family Income	2012-2016 State Median Family Income	2012-2016 Core Based Statistical Area (CBSA) Median Family Income	Metro/Non-Metro
Pennsylvania	42029306700						
Pennsylvania	42029306800						
Pennsylvania	42029306900						
Pennsylvania	42029307000						
Pennsylvania	42029307100						
Pennsylvania	42029307200						
Pennsylvania	42029307300						
Pennsylvania	42029307400						
Pennsylvania	42029307700						
Pennsylvania	42029307800						
Pennsylvania	42029307900						
Pennsylvania	42029308000						
Pennsylvania	42029308101						
Pennsylvania	42029308102						
Pennsylvania	42029308200						
Pennsylvania	42029310400						
Pennsylvania	42029311000						
Pennsylvania	42029311100						
Pennsylvania	42029311200						
Pennsylvania	42029311300						
Pennsylvania	42029311401						
Pennsylvania	42029311403						
Pennsylvania	42029311404						
Pennsylvania	42029311500						
Pennsylvania	42029311600						
Pennsylvania	42029311700						
Pennsylvania	42029311800						
Pennsylvania	42031160101						
Pennsylvania	42031160102						
Pennsylvania	42031160200						
Pennsylvania	42031160300						
Pennsylvania	42031160400						
Pennsylvania	42031160500						
Pennsylvania	42031160600						
Pennsylvania	42031160700						
Pennsylvania	42031160800						
Pennsylvania	42031160900						
Pennsylvania	42033330100						
Pennsylvania	42033330200						
Pennsylvania	42033330300						
Pennsylvania	42033330400						
Pennsylvania	42033330500						
Pennsylvania	42033330600						
Pennsylvania	42033330700						
Pennsylvania	42033330800						
Pennsylvania	42033330900						
Pennsylvania	42033331000						
Pennsylvania	42033331100						

AMERICAN OVERSIGHT

State	2012-2016 ACS LIC Tract	Enter "YES" Below to Nominate LIC	2012-2016 Tract Poverty Rate	2012-2016 Tract Median Family Income	2012-2016 State Median Family Income	2012-2016 Core Based Statistical Area (CBSA) Median Family Income	Metro/Non-Metro
Pennsylvania	42033331200						
Pennsylvania	42033331300						
Pennsylvania	42033331401						
Pennsylvania	42033331402						
Pennsylvania	42033331500						
Pennsylvania	42033331600						
Pennsylvania	42033331700						
Pennsylvania	42033331800						
Pennsylvania	42033331900						
Pennsylvania	42035030100						
Pennsylvania	42035030200						
Pennsylvania	42035030300						
Pennsylvania	42035030400						
Pennsylvania	42035030500						
Pennsylvania	42035030600						
Pennsylvania	42035030700						
Pennsylvania	42035030800						
Pennsylvania	42035030900						
Pennsylvania	42037050100						
Pennsylvania	42037050200						
Pennsylvania	42037050300						
Pennsylvania	42037050400						
Pennsylvania	42037050500						
Pennsylvania	42037050600						
Pennsylvania	42037050700						
Pennsylvania	42037050800						
Pennsylvania	42037050900						
Pennsylvania	42037051000						
Pennsylvania	42037051100						
Pennsylvania	42037051200						
Pennsylvania	42037051300						
Pennsylvania	42037051400						
Pennsylvania	42037051500						
Pennsylvania	42039110100						
Pennsylvania	42039110201						
Pennsylvania	42039110202						
Pennsylvania	42039110300						
Pennsylvania	42039110400						
Pennsylvania	42039110501						
Pennsylvania	42039110502						
Pennsylvania	42039110600						
Pennsylvania	42039110700						
Pennsylvania	42039110800						
Pennsylvania	42039110900						
Pennsylvania	42039111000						
Pennsylvania	42039111100						
Pennsylvania	42039111200						
Pennsylvania	42039111300						

AMERICAN OVERSIGHT

State	2012-2016 ACS LIC Tract	Enter "YES" Below to Nominate LIC	2012-2016 Tract Poverty Rate	2012-2016 Tract Median Family Income	2012-2016 State Median Family Income	2012-2016 Core Based Statistical Area (CBSA) Median Family Income	Metro/Non-Metro
Pennsylvania	42039111400						
Pennsylvania	42039111500						
Pennsylvania	42039111600						
Pennsylvania	42039111700						
Pennsylvania	42039111800						
Pennsylvania	42039111900						
Pennsylvania	42039112001						
Pennsylvania	42039112002						
Pennsylvania	42041010100						
Pennsylvania	42041010201						
Pennsylvania	42041010203						
Pennsylvania	42041010204						
Pennsylvania	42041010300						
Pennsylvania	42041010400						
Pennsylvania	42041010500						
Pennsylvania	42041010600						
Pennsylvania	42041010700						
Pennsylvania	42041010800						
Pennsylvania	42041010900						
Pennsylvania	42041011002						
Pennsylvania	42041011101						
Pennsylvania	42041011102						
Pennsylvania	42041011200						
Pennsylvania	42041011301						
Pennsylvania	42041011302						
Pennsylvania	42041011303						
Pennsylvania	42041011304						
Pennsylvania	42041011305						
Pennsylvania	42041011400						
Pennsylvania	42041011500						
Pennsylvania	42041011601						
Pennsylvania	42041011602						
Pennsylvania	42041011605						
Pennsylvania	42041011700						
Pennsylvania	42041011801						
Pennsylvania	42041011802						
Pennsylvania	42041011803						
Pennsylvania	42041011901						
Pennsylvania	42041011902						
Pennsylvania	42041012000						
Pennsylvania	42041012100						
Pennsylvania	42041012200						
Pennsylvania	42041012300						
Pennsylvania	42041012400						
Pennsylvania	42041012501						
Pennsylvania	42041012502						
Pennsylvania	42041012600						
Pennsylvania	42041012701						

AMERICAN OVERSIGHT

State	2012-2016 ACS LIC Tract	Enter "YES" Below to Nominate LIC	2012-2016 Tract Poverty Rate	2012-2016 Tract Median Family Income	2012-2016 State Median Family Income	2012-2016 Core Based Statistical Area (CBSA) Median Family Income	Metro/Non-Metro
Pennsylvania	42041012702						
Pennsylvania	42041012800						
Pennsylvania	42041012900						
Pennsylvania	42041013000						
Pennsylvania	42041013101						
Pennsylvania	42041013102						
Pennsylvania	42041013200						
Pennsylvania	42041981001						
Pennsylvania	42041981606						
Pennsylvania	42043020100						
Pennsylvania	42043020300						
Pennsylvania	42043020400						
Pennsylvania	42043020500						
Pennsylvania	42043020600						
Pennsylvania	42043020700						
Pennsylvania	42043020800						
Pennsylvania	42043020900						
Pennsylvania	42043021100						
Pennsylvania	42043021200						
Pennsylvania	42043021300						
Pennsylvania	42043021400						
Pennsylvania	42043021500						
Pennsylvania	42043021600						
Pennsylvania	42043021700						
Pennsylvania	42043021800						
Pennsylvania	42043021901						
Pennsylvania	42043021903						
Pennsylvania	42043021904						
Pennsylvania	42043022000						
Pennsylvania	42043022100						
Pennsylvania	42043022200						
Pennsylvania	42043022300						
Pennsylvania	42043022401						
Pennsylvania	42043022403						
Pennsylvania	42043022501						
Pennsylvania	42043022502						
Pennsylvania	42043022601						
Pennsylvania	42043022604						
Pennsylvania	42043022605						
Pennsylvania	42043022606						
Pennsylvania	42043022701						
Pennsylvania	42043022702						
Pennsylvania	42043022800						
Pennsylvania	42043022900						
Pennsylvania	42043023000						
Pennsylvania	42043023100						
Pennsylvania	42043023300						
Pennsylvania	42043023400						

AMERICAN OVERSIGHT

State	2012-2016 ACS LIC Tract	Enter "YES" Below to Nominate LIC	2012-2016 Tract Poverty Rate	2012-2016 Tract Median Family Income	2012-2016 State Median Family Income	2012-2016 Core Based Statistical Area (CBSA) Median Family Income	Metro/Non-Metro
Pennsylvania	42043023500						
Pennsylvania	42043023601						
Pennsylvania	42043023602						
Pennsylvania	42043023700						
Pennsylvania	42043023800						
Pennsylvania	42043023900						
Pennsylvania	42043024001						
Pennsylvania	42043024002						
Pennsylvania	42043024101						
Pennsylvania	42043024102						
Pennsylvania	42043024104						
Pennsylvania	42043024105						
Pennsylvania	42043024200						
Pennsylvania	42043024300						
Pennsylvania	42043024400						
Pennsylvania	42043024502						
Pennsylvania	42043024503						
Pennsylvania	42043024600						
Pennsylvania	42043024700						
Pennsylvania	42043024800						
Pennsylvania	42043024900						
Pennsylvania	42043025000						
Pennsylvania	42043025100						
Pennsylvania	42043025200						
Pennsylvania	42043025300						
Pennsylvania	42043025400						
Pennsylvania	42045400301						
Pennsylvania	42045400302						
Pennsylvania	42045400401						
Pennsylvania	42045400402						
Pennsylvania	42045400500						
Pennsylvania	42045400600						
Pennsylvania	42045400700						
Pennsylvania	42045400801						
Pennsylvania	42045400802						
Pennsylvania	42045400900						
Pennsylvania	42045401000						
Pennsylvania	42045401101						
Pennsylvania	42045401103						
Pennsylvania	42045401104						
Pennsylvania	42045401200						
Pennsylvania	42045401301						
Pennsylvania	42045401302						
Pennsylvania	42045401401						
Pennsylvania	42045401402						
Pennsylvania	42045401501						
Pennsylvania	42045401502						
Pennsylvania	42045401600						

AMERICAN OVERSIGHT

State	2012-2016 ACS LIC Tract	Enter "YES" Below to Nominate LIC	2012-2016 Tract Poverty Rate	2012-2016 Tract Median Family Income	2012-2016 State Median Family Income	2012-2016 Core Based Statistical Area (CBSA) Median Family Income	Metro/Non-Metro
Pennsylvania	42045401700						
Pennsylvania	42045401800						
Pennsylvania	42045401900						
Pennsylvania	42045402000						
Pennsylvania	42045402100						
Pennsylvania	42045402200						
Pennsylvania	42045402300						
Pennsylvania	42045402400						
Pennsylvania	42045402500						
Pennsylvania	42045402600						
Pennsylvania	42045402700						
Pennsylvania	42045402800						
Pennsylvania	42045402900						
Pennsylvania	42045403001						
Pennsylvania	42045403002						
Pennsylvania	42045403101						
Pennsylvania	42045403103						
Pennsylvania	42045403104						
Pennsylvania	42045403200						
Pennsylvania	42045403300						
Pennsylvania	42045403401						
Pennsylvania	42045403402						
Pennsylvania	42045403501						
Pennsylvania	42045403502						
Pennsylvania	42045403601						
Pennsylvania	42045403602						
Pennsylvania	42045403701						
Pennsylvania	42045403702						
Pennsylvania	42045403800						
Pennsylvania	42045403901						
Pennsylvania	42045403902						
Pennsylvania	42045404003						
Pennsylvania	42045404004						
Pennsylvania	42045404101						
Pennsylvania	42045404102						
Pennsylvania	42045404103						
Pennsylvania	42045404300						
Pennsylvania	42045404400						
Pennsylvania	42045404500						
Pennsylvania	42045404600						
Pennsylvania	42045404700						
Pennsylvania	42045404800						
Pennsylvania	42045404900						
Pennsylvania	42045405000						
Pennsylvania	42045405100						
Pennsylvania	42045405200						
Pennsylvania	42045405300						
Pennsylvania	42045405400						

AMERICAN OVERSIGHT

State	2012-2016 ACS LIC Tract	Enter "YES" Below to Nominate LIC	2012-2016 Tract Poverty Rate	2012-2016 Tract Median Family Income	2012-2016 State Median Family Income	2012-2016 Core Based Statistical Area (CBSA) Median Family Income	Metro/Non-Metro
Pennsylvania	42045406100						
Pennsylvania	42045406201						
Pennsylvania	42045406202						
Pennsylvania	42045406300						
Pennsylvania	42045406401						
Pennsylvania	42045406402						
Pennsylvania	42045406500						
Pennsylvania	42045406600						
Pennsylvania	42045406700						
Pennsylvania	42045406801						
Pennsylvania	42045406802						
Pennsylvania	42045406803						
Pennsylvania	42045406902						
Pennsylvania	42045406903						
Pennsylvania	42045406904						
Pennsylvania	42045407000						
Pennsylvania	42045407101						
Pennsylvania	42045407102						
Pennsylvania	42045407201						
Pennsylvania	42045407202						
Pennsylvania	42045407401						
Pennsylvania	42045407404						
Pennsylvania	42045407501						
Pennsylvania	42045407502						
Pennsylvania	42045407600						
Pennsylvania	42045407700						
Pennsylvania	42045407801						
Pennsylvania	42045407802						
Pennsylvania	42045407803						
Pennsylvania	42045407804						
Pennsylvania	42045407805						
Pennsylvania	42045407806						
Pennsylvania	42045407901						
Pennsylvania	42045407902						
Pennsylvania	42045407903						
Pennsylvania	42045408001						
Pennsylvania	42045408002						
Pennsylvania	42045408101						
Pennsylvania	42045408102						
Pennsylvania	42045408103						
Pennsylvania	42045408300						
Pennsylvania	42045408400						
Pennsylvania	42045408500						
Pennsylvania	42045408600						
Pennsylvania	42045408700						
Pennsylvania	42045408800						
Pennsylvania	42045408900						
Pennsylvania	42045409000						

AMERICAN OVERSIGHT

State	2012-2016 ACS LIC Tract	Enter "YES" Below to Nominate LIC	2012-2016 Tract Poverty Rate	2012-2016 Tract Median Family Income	2012-2016 State Median Family Income	2012-2016 Core Based Statistical Area (CBSA) Median Family Income	Metro/Non-Metro
Pennsylvania	42045409100						
Pennsylvania	42045409200						
Pennsylvania	42045409300						
Pennsylvania	42045409400						
Pennsylvania	42045409500						
Pennsylvania	42045409601						
Pennsylvania	42045409602						
Pennsylvania	42045409701						
Pennsylvania	42045409702						
Pennsylvania	42045409802						
Pennsylvania	42045409803						
Pennsylvania	42045409902						
Pennsylvania	42045409903						
Pennsylvania	42045409904						
Pennsylvania	42045410000						
Pennsylvania	42045410100						
Pennsylvania	42045410200						
Pennsylvania	42045410301						
Pennsylvania	42045410302						
Pennsylvania	42045410400						
Pennsylvania	42045410500						
Pennsylvania	42045410601						
Pennsylvania	42045410602						
Pennsylvania	42045410700						
Pennsylvania	42045410800						
Pennsylvania	42045980000						
Pennsylvania	42047950100						
Pennsylvania	42047950200						
Pennsylvania	42047950400						
Pennsylvania	42047950500						
Pennsylvania	42047950900						
Pennsylvania	42047951000						
Pennsylvania	42047951100						
Pennsylvania	42047951200						
Pennsylvania	42047951300						
Pennsylvania	42049000100						
Pennsylvania	42049000200						
Pennsylvania	42049000300						
Pennsylvania	42049000400						
Pennsylvania	42049000500						
Pennsylvania	42049000600						
Pennsylvania	42049000700						
Pennsylvania	42049000800						
Pennsylvania	42049000900						
Pennsylvania	42049001000						
Pennsylvania	42049001100						
Pennsylvania	42049001200						
Pennsylvania	42049001300						

AMERICAN OVERSIGHT

State	2012-2016 ACS LIC Tract	Enter "YES" Below to Nominate LIC	2012-2016 Tract Poverty Rate	2012-2016 Tract Median Family Income	2012-2016 State Median Family Income	2012-2016 Core Based Statistical Area (CBSA) Median Family Income	Metro/Non-Metro
Pennsylvania	42049001400						
Pennsylvania	42049001500						
Pennsylvania	42049001600						
Pennsylvania	42049001700						
Pennsylvania	42049001800						
Pennsylvania	42049001900						
Pennsylvania	42049002000						
Pennsylvania	42049002100						
Pennsylvania	42049002200						
Pennsylvania	42049002300						
Pennsylvania	42049002400						
Pennsylvania	42049002500						
Pennsylvania	42049002600						
Pennsylvania	42049002700						
Pennsylvania	42049002800						
Pennsylvania	42049002900						
Pennsylvania	42049003000						
Pennsylvania	42049010101						
Pennsylvania	42049010103						
Pennsylvania	42049010104						
Pennsylvania	42049010107						
Pennsylvania	42049010201						
Pennsylvania	42049010202						
Pennsylvania	42049010301						
Pennsylvania	42049010303						
Pennsylvania	42049010304						
Pennsylvania	42049010400						
Pennsylvania	42049010500						
Pennsylvania	42049010700						
Pennsylvania	42049010800						
Pennsylvania	42049010902						
Pennsylvania	42049010903						
Pennsylvania	42049010904						
Pennsylvania	42049011001						
Pennsylvania	42049011002						
Pennsylvania	42049011101						
Pennsylvania	42049011102						
Pennsylvania	42049011201						
Pennsylvania	42049011202						
Pennsylvania	42049011300						
Pennsylvania	42049011400						
Pennsylvania	42049011503						
Pennsylvania	42049011505						
Pennsylvania	42049011507						
Pennsylvania	42049011600						
Pennsylvania	42049011701						
Pennsylvania	42049011702						
Pennsylvania	42049011801						

AMERICAN OVERSIGHT

State	2012-2016 ACS LIC Tract	Enter "YES" Below to Nominate LIC	2012-2016 Tract Poverty Rate	2012-2016 Tract Median Family Income	2012-2016 State Median Family Income	2012-2016 Core Based Statistical Area (CBSA) Median Family Income	Metro/Non-Metro
Pennsylvania	42049011802						
Pennsylvania	42049011900						
Pennsylvania	42049012001						
Pennsylvania	42049012002						
Pennsylvania	42049012100						
Pennsylvania	42049012201						
Pennsylvania	42049012202						
Pennsylvania	42049012300						
Pennsylvania	42049012400						
Pennsylvania	42049980109						
Pennsylvania	42049990000						
Pennsylvania	42051260100						
Pennsylvania	42051260200						
Pennsylvania	42051260300						
Pennsylvania	42051260401						
Pennsylvania	42051260402						
Pennsylvania	42051260500						
Pennsylvania	42051260600						
Pennsylvania	42051260700						
Pennsylvania	42051260800						
Pennsylvania	42051260900						
Pennsylvania	42051261000						
Pennsylvania	42051261100						
Pennsylvania	42051261200						
Pennsylvania	42051261300						
Pennsylvania	42051261401						
Pennsylvania	42051261402						
Pennsylvania	42051261500						
Pennsylvania	42051261600						
Pennsylvania	42051261700						
Pennsylvania	42051261800						
Pennsylvania	42051261900						
Pennsylvania	42051262000						
Pennsylvania	42051262100						
Pennsylvania	42051262200						
Pennsylvania	42051262300						
Pennsylvania	42051262400						
Pennsylvania	42051262500						
Pennsylvania	42051262600						
Pennsylvania	42051262701						
Pennsylvania	42051262702						
Pennsylvania	42051262800						
Pennsylvania	42051262900						
Pennsylvania	42051263000						
Pennsylvania	42051263100						
Pennsylvania	42051263200						
Pennsylvania	42051263300						
Pennsylvania	42053530100						

AMERICAN OVERSIGHT

State	2012-2016 ACS LIC Tract	Enter "YES" Below to Nominate LIC	2012-2016 Tract Poverty Rate	2012-2016 Tract Median Family Income	2012-2016 State Median Family Income	2012-2016 Core Based Statistical Area (CBSA) Median Family Income	Metro/Non-Metro
Pennsylvania	42053530201						
Pennsylvania	42053530300						
Pennsylvania	42055010100						
Pennsylvania	42055010200						
Pennsylvania	42055010300						
Pennsylvania	42055010400						
Pennsylvania	42055010500						
Pennsylvania	42055010600						
Pennsylvania	42055010700						
Pennsylvania	42055010800						
Pennsylvania	42055010900						
Pennsylvania	42055011000						
Pennsylvania	42055011100						
Pennsylvania	42055011200						
Pennsylvania	42055011301						
Pennsylvania	42055011302						
Pennsylvania	42055011400						
Pennsylvania	42055011500						
Pennsylvania	42055011600						
Pennsylvania	42055011700						
Pennsylvania	42055011800						
Pennsylvania	42055011900						
Pennsylvania	42055012000						
Pennsylvania	42055012100						
Pennsylvania	42055012200						
Pennsylvania	42055012300						
Pennsylvania	42055012400						
Pennsylvania	42055012501						
Pennsylvania	42055012502						
Pennsylvania	42057960100						
Pennsylvania	42057960200						
Pennsylvania	42057960300						
Pennsylvania	42059970100						
Pennsylvania	42059970200						
Pennsylvania	42059970300						
Pennsylvania	42059970400						
Pennsylvania	42059970501						
Pennsylvania	42059970502						
Pennsylvania	42059970600						
Pennsylvania	42059970700						
Pennsylvania	42059970800						
Pennsylvania	42061950100						
Pennsylvania	42061950200						
Pennsylvania	42061950300						
Pennsylvania	42061950400						
Pennsylvania	42061950500						
Pennsylvania	42061950600						
Pennsylvania	42061950800						

AMERICAN OVERSIGHT

State	2012-2016 ACS LIC Tract	Enter "YES" Below to Nominate LIC	2012-2016 Tract Poverty Rate	2012-2016 Tract Median Family Income	2012-2016 State Median Family Income	2012-2016 Core Based Statistical Area (CBSA) Median Family Income	Metro/Non-Metro
Pennsylvania	42061950900						
Pennsylvania	42061951000						
Pennsylvania	42061951100						
Pennsylvania	42061951200						
Pennsylvania	42061951300						
Pennsylvania	42063960100						
Pennsylvania	42063960200						
Pennsylvania	42063960300						
Pennsylvania	42063960400						
Pennsylvania	42063960500						
Pennsylvania	42063960600						
Pennsylvania	42063960700						
Pennsylvania	42063960800						
Pennsylvania	42063960900						
Pennsylvania	42063961000						
Pennsylvania	42063961101						
Pennsylvania	42063961102						
Pennsylvania	42063961200						
Pennsylvania	42063961300						
Pennsylvania	42063961400						
Pennsylvania	42063961500						
Pennsylvania	42063961600						
Pennsylvania	42063961700						
Pennsylvania	42063961800						
Pennsylvania	42063961900						
Pennsylvania	42063962000						
Pennsylvania	42063962100						
Pennsylvania	42063962200						
Pennsylvania	42065950100						
Pennsylvania	42065950200						
Pennsylvania	42065950300						
Pennsylvania	42065950400						
Pennsylvania	42065950500						
Pennsylvania	42065950600						
Pennsylvania	42065950700						
Pennsylvania	42065950800						
Pennsylvania	42065950900						
Pennsylvania	42065951000						
Pennsylvania	42065951100						
Pennsylvania	42065951200						
Pennsylvania	42065951300						
Pennsylvania	42067070100						
Pennsylvania	42067070201						
Pennsylvania	42067070202						
Pennsylvania	42067070300						
Pennsylvania	42067070400						
Pennsylvania	42069100200						
Pennsylvania	42069100300						

AMERICAN OVERSIGHT

State	2012-2016 ACS LIC Tract	Enter "YES" Below to Nominate LIC	2012-2016 Tract Poverty Rate	2012-2016 Tract Median Family Income	2012-2016 State Median Family Income	2012-2016 Core Based Statistical Area (CBSA) Median Family Income	Metro/Non-Metro
Pennsylvania	42069100400						
Pennsylvania	42069100500						
Pennsylvania	42069100600						
Pennsylvania	42069100800						
Pennsylvania	42069100900						
Pennsylvania	42069101000						
Pennsylvania	42069101100						
Pennsylvania	42069101200						
Pennsylvania	42069101300						
Pennsylvania	42069101400						
Pennsylvania	42069101600						
Pennsylvania	42069101700						
Pennsylvania	42069101800						
Pennsylvania	42069101900						
Pennsylvania	42069102000						
Pennsylvania	42069102100						
Pennsylvania	42069102200						
Pennsylvania	42069102300						
Pennsylvania	42069102500						
Pennsylvania	42069102600						
Pennsylvania	42069102700						
Pennsylvania	42069102800						
Pennsylvania	42069102900						
Pennsylvania	42069103000						
Pennsylvania	42069103100						
Pennsylvania	42069110100						
Pennsylvania	42069110201						
Pennsylvania	42069110202						
Pennsylvania	42069110300						
Pennsylvania	42069110401						
Pennsylvania	42069110402						
Pennsylvania	42069110403						
Pennsylvania	42069110500						
Pennsylvania	42069110600						
Pennsylvania	42069110700						
Pennsylvania	42069110800						
Pennsylvania	42069110900						
Pennsylvania	42069111000						
Pennsylvania	42069111100						
Pennsylvania	42069111200						
Pennsylvania	42069111300						
Pennsylvania	42069111400						
Pennsylvania	42069111500						
Pennsylvania	42069111600						
Pennsylvania	42069111700						
Pennsylvania	42069111800						
Pennsylvania	42069112000						
Pennsylvania	42069112100						

AMERICAN OVERSIGHT

State	2012-2016 ACS LIC Tract	Enter "YES" Below to Nominate LIC	2012-2016 Tract Poverty Rate	2012-2016 Tract Median Family Income	2012-2016 State Median Family Income	2012-2016 Core Based Statistical Area (CBSA) Median Family Income	Metro/Non-Metro
Pennsylvania	42069112200						
Pennsylvania	42069112300						
Pennsylvania	42069112400						
Pennsylvania	42069112500						
Pennsylvania	42069112600						
Pennsylvania	42069112700						
Pennsylvania	42069112800						
Pennsylvania	42069112901						
Pennsylvania	42069112902						
Pennsylvania	42071000100						
Pennsylvania	42071000200						
Pennsylvania	42071000300						
Pennsylvania	42071000400						
Pennsylvania	42071000500						
Pennsylvania	42071000600						
Pennsylvania	42071000700						
Pennsylvania	42071000800						
Pennsylvania	42071000900						
Pennsylvania	42071001000						
Pennsylvania	42071001100						
Pennsylvania	42071001200						
Pennsylvania	42071001400						
Pennsylvania	42071010101						
Pennsylvania	42071010102						
Pennsylvania	42071010201						
Pennsylvania	42071010202						
Pennsylvania	42071010300						
Pennsylvania	42071010400						
Pennsylvania	42071010501						
Pennsylvania	42071010502						
Pennsylvania	42071010600						
Pennsylvania	42071010701						
Pennsylvania	42071010702						
Pennsylvania	42071010801						
Pennsylvania	42071010802						
Pennsylvania	42071010900						
Pennsylvania	42071011000						
Pennsylvania	42071011100						
Pennsylvania	42071011200						
Pennsylvania	42071011300						
Pennsylvania	42071011400						
Pennsylvania	42071011502						
Pennsylvania	42071011503						
Pennsylvania	42071011504						
Pennsylvania	42071011600						
Pennsylvania	42071011701						
Pennsylvania	42071011703						
Pennsylvania	42071011704						

AMERICAN OVERSIGHT

State	2012-2016 ACS LIC Tract	Enter "YES" Below to Nominate LIC	2012-2016 Tract Poverty Rate	2012-2016 Tract Median Family Income	2012-2016 State Median Family Income	2012-2016 Core Based Statistical Area (CBSA) Median Family Income	Metro/Non-Metro
Pennsylvania	42071011705						
Pennsylvania	42071011801						
Pennsylvania	42071011802						
Pennsylvania	42071011803						
Pennsylvania	42071011804						
Pennsylvania	42071011805						
Pennsylvania	42071011901						
Pennsylvania	42071011902						
Pennsylvania	42071012001						
Pennsylvania	42071012002						
Pennsylvania	42071012102						
Pennsylvania	42071012103						
Pennsylvania	42071012104						
Pennsylvania	42071012200						
Pennsylvania	42071012301						
Pennsylvania	42071012302						
Pennsylvania	42071012402						
Pennsylvania	42071012403						
Pennsylvania	42071012404						
Pennsylvania	42071012501						
Pennsylvania	42071012502						
Pennsylvania	42071012601						
Pennsylvania	42071012602						
Pennsylvania	42071012700						
Pennsylvania	42071012800						
Pennsylvania	42071012900						
Pennsylvania	42071013000						
Pennsylvania	42071013101						
Pennsylvania	42071013102						
Pennsylvania	42071013202						
Pennsylvania	42071013203						
Pennsylvania	42071013204						
Pennsylvania	42071013301						
Pennsylvania	42071013303						
Pennsylvania	42071013304						
Pennsylvania	42071013400						
Pennsylvania	42071013501						
Pennsylvania	42071013502						
Pennsylvania	42071013503						
Pennsylvania	42071013601						
Pennsylvania	42071013602						
Pennsylvania	42071013701						
Pennsylvania	42071013702						
Pennsylvania	42071013800						
Pennsylvania	42071013901						
Pennsylvania	42071013902						
Pennsylvania	42071014000						
Pennsylvania	42071014101						

AMERICAN OVERSIGHT

State	2012-2016 ACS LIC Tract	Enter "YES" Below to Nominate LIC	2012-2016 Tract Poverty Rate	2012-2016 Tract Median Family Income	2012-2016 State Median Family Income	2012-2016 Core Based Statistical Area (CBSA) Median Family Income	Metro/Non-Metro
Pennsylvania	42071014102						
Pennsylvania	42071014201						
Pennsylvania	42071014202						
Pennsylvania	42071014300						
Pennsylvania	42071014401						
Pennsylvania	42071014402						
Pennsylvania	42071014501						
Pennsylvania	42071014502						
Pennsylvania	42071014601						
Pennsylvania	42071014602						
Pennsylvania	42071014700						
Pennsylvania	42073000100						
Pennsylvania	42073000200						
Pennsylvania	42073000300						
Pennsylvania	42073000400						
Pennsylvania	42073000600						
Pennsylvania	42073000700						
Pennsylvania	42073000800						
Pennsylvania	42073000900						
Pennsylvania	42073001000						
Pennsylvania	42073010100						
Pennsylvania	42073010201						
Pennsylvania	42073010202						
Pennsylvania	42073010300						
Pennsylvania	42073010400						
Pennsylvania	42073010500						
Pennsylvania	42073010600						
Pennsylvania	42073010700						
Pennsylvania	42073010800						
Pennsylvania	42073010900						
Pennsylvania	42073011000						
Pennsylvania	42073011100						
Pennsylvania	42073011200						
Pennsylvania	42073011300						
Pennsylvania	42073011400						
Pennsylvania	42073011500						
Pennsylvania	42073011600						
Pennsylvania	42073011700						
Pennsylvania	42073011800						
Pennsylvania	42075000100						
Pennsylvania	42075000200						
Pennsylvania	42075000300						
Pennsylvania	42075000401						
Pennsylvania	42075000402						
Pennsylvania	42075000500						
Pennsylvania	42075002000						
Pennsylvania	42075002100						
Pennsylvania	42075002200						

AMERICAN OVERSIGHT

State	2012-2016 ACS LIC Tract	Enter "YES" Below to Nominate LIC	2012-2016 Tract Poverty Rate	2012-2016 Tract Median Family Income	2012-2016 State Median Family Income	2012-2016 Core Based Statistical Area (CBSA) Median Family Income	Metro/Non-Metro
Pennsylvania	42075002300						
Pennsylvania	42075002400						
Pennsylvania	42075002500						
Pennsylvania	42075002600						
Pennsylvania	42075002701						
Pennsylvania	42075002702						
Pennsylvania	42075002800						
Pennsylvania	42075002900						
Pennsylvania	42075003000						
Pennsylvania	42075003100						
Pennsylvania	42075003200						
Pennsylvania	42075003300						
Pennsylvania	42075003400						
Pennsylvania	42075003500						
Pennsylvania	42075003600						
Pennsylvania	42075003700						
Pennsylvania	42075003800						
Pennsylvania	42075003901						
Pennsylvania	42075003902						
Pennsylvania	42075004000						
Pennsylvania	42075004100						
Pennsylvania	42075004200						
Pennsylvania	42077000101						
Pennsylvania	42077000102						
Pennsylvania	42077000400						
Pennsylvania	42077000500						
Pennsylvania	42077000600						
Pennsylvania	42077000700						
Pennsylvania	42077000800						
Pennsylvania	42077000900						
Pennsylvania	42077001000						
Pennsylvania	42077001200						
Pennsylvania	42077001401						
Pennsylvania	42077001402						
Pennsylvania	42077001501						
Pennsylvania	42077001502						
Pennsylvania	42077001600						
Pennsylvania	42077001700						
Pennsylvania	42077001800						
Pennsylvania	42077001900						
Pennsylvania	42077002000						
Pennsylvania	42077002100						
Pennsylvania	42077002201						
Pennsylvania	42077002202						
Pennsylvania	42077002301						
Pennsylvania	42077002302						
Pennsylvania	42077005100						
Pennsylvania	42077005200						

AMERICAN OVERSIGHT

State	2012-2016 ACS LIC Tract	Enter "YES" Below to Nominate LIC	2012-2016 Tract Poverty Rate	2012-2016 Tract Median Family Income	2012-2016 State Median Family Income	2012-2016 Core Based Statistical Area (CBSA) Median Family Income	Metro/Non-Metro
Pennsylvania	42077005301						
Pennsylvania	42077005302						
Pennsylvania	42077005401						
Pennsylvania	42077005402						
Pennsylvania	42077005503						
Pennsylvania	42077005504						
Pennsylvania	42077005505						
Pennsylvania	42077005506						
Pennsylvania	42077005601						
Pennsylvania	42077005602						
Pennsylvania	42077005702						
Pennsylvania	42077005703						
Pennsylvania	42077005704						
Pennsylvania	42077005705						
Pennsylvania	42077005800						
Pennsylvania	42077005901						
Pennsylvania	42077005902						
Pennsylvania	42077006001						
Pennsylvania	42077006002						
Pennsylvania	42077006101						
Pennsylvania	42077006102						
Pennsylvania	42077006202						
Pennsylvania	42077006203						
Pennsylvania	42077006204						
Pennsylvania	42077006302						
Pennsylvania	42077006303						
Pennsylvania	42077006304						
Pennsylvania	42077006305						
Pennsylvania	42077006307						
Pennsylvania	42077006308						
Pennsylvania	42077006401						
Pennsylvania	42077006402						
Pennsylvania	42077006500						
Pennsylvania	42077006600						
Pennsylvania	42077006701						
Pennsylvania	42077006702						
Pennsylvania	42077006703						
Pennsylvania	42077006800						
Pennsylvania	42077006902						
Pennsylvania	42077006903						
Pennsylvania	42077006905						
Pennsylvania	42077006906						
Pennsylvania	42077007000						
Pennsylvania	42077009100						
Pennsylvania	42077009200						
Pennsylvania	42077009300						
Pennsylvania	42077009400						
Pennsylvania	42077009500						

AMERICAN OVERSIGHT

State	2012-2016 ACS LIC Tract	Enter "YES" Below to Nominate LIC	2012-2016 Tract Poverty Rate	2012-2016 Tract Median Family Income	2012-2016 State Median Family Income	2012-2016 Core Based Statistical Area (CBSA) Median Family Income	Metro/Non-Metro
Pennsylvania	42077009600						
Pennsylvania	42077009700						
Pennsylvania	42079200100						
Pennsylvania	42079200200						
Pennsylvania	42079200300						
Pennsylvania	42079200400						
Pennsylvania	42079200500						
Pennsylvania	42079200600						
Pennsylvania	42079200700						
Pennsylvania	42079200800						
Pennsylvania	42079200900						
Pennsylvania	42079201000						
Pennsylvania	42079201100						
Pennsylvania	42079201200						
Pennsylvania	42079201300						
Pennsylvania	42079201400						
Pennsylvania	42079201500						
Pennsylvania	42079201600						
Pennsylvania	42079210100						
Pennsylvania	42079210200						
Pennsylvania	42079210300						
Pennsylvania	42079210400						
Pennsylvania	42079210500						
Pennsylvania	42079210600						
Pennsylvania	42079210700						
Pennsylvania	42079210800						
Pennsylvania	42079210900						
Pennsylvania	42079211000						
Pennsylvania	42079211101						
Pennsylvania	42079211102						
Pennsylvania	42079211201						
Pennsylvania	42079211203						
Pennsylvania	42079211204						
Pennsylvania	42079211205						
Pennsylvania	42079211301						
Pennsylvania	42079211302						
Pennsylvania	42079211303						
Pennsylvania	42079211304						
Pennsylvania	42079211400						
Pennsylvania	42079211500						
Pennsylvania	42079211600						
Pennsylvania	42079211701						
Pennsylvania	42079211702						
Pennsylvania	42079211800						
Pennsylvania	42079211900						
Pennsylvania	42079212000						
Pennsylvania	42079212100						
Pennsylvania	42079212200						

AMERICAN OVERSIGHT

State	2012-2016 ACS LIC Tract	Enter "YES" Below to Nominate LIC	2012-2016 Tract Poverty Rate	2012-2016 Tract Median Family Income	2012-2016 State Median Family Income	2012-2016 Core Based Statistical Area (CBSA) Median Family Income	Metro/Non-Metro
Pennsylvania	42079212300						
Pennsylvania	42079212700						
Pennsylvania	42079212800						
Pennsylvania	42079212900						
Pennsylvania	42079213000						
Pennsylvania	42079213100						
Pennsylvania	42079213200						
Pennsylvania	42079213300						
Pennsylvania	42079213400						
Pennsylvania	42079213600						
Pennsylvania	42079213700						
Pennsylvania	42079213800						
Pennsylvania	42079213900						
Pennsylvania	42079214000						
Pennsylvania	42079214100						
Pennsylvania	42079214200						
Pennsylvania	42079214300						
Pennsylvania	42079214400						
Pennsylvania	42079214500						
Pennsylvania	42079214600						
Pennsylvania	42079214900						
Pennsylvania	42079215000						
Pennsylvania	42079215100						
Pennsylvania	42079215200						
Pennsylvania	42079215300						
Pennsylvania	42079215400						
Pennsylvania	42079215501						
Pennsylvania	42079215502						
Pennsylvania	42079215503						
Pennsylvania	42079215504						
Pennsylvania	42079215600						
Pennsylvania	42079215701						
Pennsylvania	42079215702						
Pennsylvania	42079215800						
Pennsylvania	42079215900						
Pennsylvania	42079216000						
Pennsylvania	42079216100						
Pennsylvania	42079216200						
Pennsylvania	42079216400						
Pennsylvania	42079216501						
Pennsylvania	42079216502						
Pennsylvania	42079216600						
Pennsylvania	42079216700						
Pennsylvania	42079216800						
Pennsylvania	42079216900						
Pennsylvania	42079217001						
Pennsylvania	42079217002						
Pennsylvania	42079217100						

AMERICAN OVERSIGHT

State	2012-2016 ACS LIC Tract	Enter "YES" Below to Nominate LIC	2012-2016 Tract Poverty Rate	2012-2016 Tract Median Family Income	2012-2016 State Median Family Income	2012-2016 Core Based Statistical Area (CBSA) Median Family Income	Metro/Non-Metro
Pennsylvania	42079217200						
Pennsylvania	42079217300						
Pennsylvania	42079217400						
Pennsylvania	42079217500						
Pennsylvania	42079217600						
Pennsylvania	42079217700						
Pennsylvania	42079217800						
Pennsylvania	42079217900						
Pennsylvania	42079218000						
Pennsylvania	42079980100						
Pennsylvania	42081000100						
Pennsylvania	42081000200						
Pennsylvania	42081000300						
Pennsylvania	42081000400						
Pennsylvania	42081000500						
Pennsylvania	42081000600						
Pennsylvania	42081000800						
Pennsylvania	42081000900						
Pennsylvania	42081001000						
Pennsylvania	42081010100						
Pennsylvania	42081010200						
Pennsylvania	42081010300						
Pennsylvania	42081010400						
Pennsylvania	42081010500						
Pennsylvania	42081010600						
Pennsylvania	42081010700						
Pennsylvania	42081010800						
Pennsylvania	42081010900						
Pennsylvania	42081011000						
Pennsylvania	42081011100						
Pennsylvania	42081011200						
Pennsylvania	42081011301						
Pennsylvania	42081011302						
Pennsylvania	42081011400						
Pennsylvania	42081011601						
Pennsylvania	42081011602						
Pennsylvania	42081011700						
Pennsylvania	42081011800						
Pennsylvania	42081011900						
Pennsylvania	42083420100						
Pennsylvania	42083420200						
Pennsylvania	42083420300						
Pennsylvania	42083420400						
Pennsylvania	42083420500						
Pennsylvania	42083420600						
Pennsylvania	42083420700						
Pennsylvania	42083420800						
Pennsylvania	42083420900						

AMERICAN OVERSIGHT

State	2012-2016 ACS LIC Tract	Enter "YES" Below to Nominate LIC	2012-2016 Tract Poverty Rate	2012-2016 Tract Median Family Income	2012-2016 State Median Family Income	2012-2016 Core Based Statistical Area (CBSA) Median Family Income	Metro/Non-Metro
Pennsylvania	42083421000						
Pennsylvania	42083421100						
Pennsylvania	42083421200						
Pennsylvania	42085030100						
Pennsylvania	42085030300						
Pennsylvania	42085030400						
Pennsylvania	42085030500						
Pennsylvania	42085030900						
Pennsylvania	42085031100						
Pennsylvania	42085031200						
Pennsylvania	42085031300						
Pennsylvania	42085031400						
Pennsylvania	42085031700						
Pennsylvania	42085031800						
Pennsylvania	42085031900						
Pennsylvania	42085032000						
Pennsylvania	42085032100						
Pennsylvania	42085032200						
Pennsylvania	42085032300						
Pennsylvania	42085032400						
Pennsylvania	42085032501						
Pennsylvania	42085032502						
Pennsylvania	42085032601						
Pennsylvania	42085032602						
Pennsylvania	42085032701						
Pennsylvania	42085032702						
Pennsylvania	42085032800						
Pennsylvania	42085032900						
Pennsylvania	42085033000						
Pennsylvania	42085033100						
Pennsylvania	42085033200						
Pennsylvania	42085033300						
Pennsylvania	42085033400						
Pennsylvania	42087960100						
Pennsylvania	42087960200						
Pennsylvania	42087960300						
Pennsylvania	42087960400						
Pennsylvania	42087960500						
Pennsylvania	42087960600						
Pennsylvania	42087960700						
Pennsylvania	42087960800						
Pennsylvania	42087960900						
Pennsylvania	42087961000						
Pennsylvania	42087961100						
Pennsylvania	42087961200						
Pennsylvania	42089300101						
Pennsylvania	42089300102						
Pennsylvania	42089300201						

AMERICAN OVERSIGHT

State	2012-2016 ACS LIC Tract	Enter "YES" Below to Nominate LIC	2012-2016 Tract Poverty Rate	2012-2016 Tract Median Family Income	2012-2016 State Median Family Income	2012-2016 Core Based Statistical Area (CBSA) Median Family Income	Metro/Non-Metro
Pennsylvania	42089300202						
Pennsylvania	42089300301						
Pennsylvania	42089300304						
Pennsylvania	42089300305						
Pennsylvania	42089300307						
Pennsylvania	42089300308						
Pennsylvania	42089300309						
Pennsylvania	42089300311						
Pennsylvania	42089300312						
Pennsylvania	42089300401						
Pennsylvania	42089300402						
Pennsylvania	42089300403						
Pennsylvania	42089300501						
Pennsylvania	42089300502						
Pennsylvania	42089300600						
Pennsylvania	42089300700						
Pennsylvania	42089300800						
Pennsylvania	42089300900						
Pennsylvania	42089301001						
Pennsylvania	42089301002						
Pennsylvania	42089301101						
Pennsylvania	42089301102						
Pennsylvania	42089301202						
Pennsylvania	42089301203						
Pennsylvania	42089301204						
Pennsylvania	42089301205						
Pennsylvania	42089301301						
Pennsylvania	42089301302						
Pennsylvania	42089301401						
Pennsylvania	42089301402						
Pennsylvania	42091200103						
Pennsylvania	42091200104						
Pennsylvania	42091200105						
Pennsylvania	42091200106						
Pennsylvania	42091200200						
Pennsylvania	42091200301						
Pennsylvania	42091200305						
Pennsylvania	42091200306						
Pennsylvania	42091200307						
Pennsylvania	42091200308						
Pennsylvania	42091200309						
Pennsylvania	42091200310						
Pennsylvania	42091200401						
Pennsylvania	42091200402						
Pennsylvania	42091200501						
Pennsylvania	42091200502						
Pennsylvania	42091200505						
Pennsylvania	42091200506						

AMERICAN OVERSIGHT

State	2012-2016 ACS LIC Tract	Enter "YES" Below to Nominate LIC	2012-2016 Tract Poverty Rate	2012-2016 Tract Median Family Income	2012-2016 State Median Family Income	2012-2016 Core Based Statistical Area (CBSA) Median Family Income	Metro/Non-Metro
Pennsylvania	42091200507						
Pennsylvania	42091200602						
Pennsylvania	42091200603						
Pennsylvania	42091200605						
Pennsylvania	42091200606						
Pennsylvania	42091200607						
Pennsylvania	42091200703						
Pennsylvania	42091200704						
Pennsylvania	42091200707						
Pennsylvania	42091200708						
Pennsylvania	42091200800						
Pennsylvania	42091200901						
Pennsylvania	42091200902						
Pennsylvania	42091200903						
Pennsylvania	42091200906						
Pennsylvania	42091200907						
Pennsylvania	42091200908						
Pennsylvania	42091201003						
Pennsylvania	42091201004						
Pennsylvania	42091201005						
Pennsylvania	42091201006						
Pennsylvania	42091201100						
Pennsylvania	42091201201						
Pennsylvania	42091201203						
Pennsylvania	42091201204						
Pennsylvania	42091201301						
Pennsylvania	42091201302						
Pennsylvania	42091201404						
Pennsylvania	42091201406						
Pennsylvania	42091201407						
Pennsylvania	42091201408						
Pennsylvania	42091201409						
Pennsylvania	42091201410						
Pennsylvania	42091201411						
Pennsylvania	42091201501						
Pennsylvania	42091201502						
Pennsylvania	42091201603						
Pennsylvania	42091201604						
Pennsylvania	42091201605						
Pennsylvania	42091201606						
Pennsylvania	42091201607						
Pennsylvania	42091201608						
Pennsylvania	42091201703						
Pennsylvania	42091201704						
Pennsylvania	42091201705						
Pennsylvania	42091201706						
Pennsylvania	42091201800						
Pennsylvania	42091201901						

AMERICAN OVERSIGHT

State	2012-2016 ACS LIC Tract	Enter "YES" Below to Nominate LIC	2012-2016 Tract Poverty Rate	2012-2016 Tract Median Family Income	2012-2016 State Median Family Income	2012-2016 Core Based Statistical Area (CBSA) Median Family Income	Metro/Non-Metro
Pennsylvania	42091201902						
Pennsylvania	42091202000						
Pennsylvania	42091202100						
Pennsylvania	42091202201						
Pennsylvania	42091202202						
Pennsylvania	42091202301						
Pennsylvania	42091202302						
Pennsylvania	42091202401						
Pennsylvania	42091202402						
Pennsylvania	42091202500						
Pennsylvania	42091202602						
Pennsylvania	42091202603						
Pennsylvania	42091202604						
Pennsylvania	42091203000						
Pennsylvania	42091203103						
Pennsylvania	42091203104						
Pennsylvania	42091203105						
Pennsylvania	42091203106						
Pennsylvania	42091203203						
Pennsylvania	42091203204						
Pennsylvania	42091203205						
Pennsylvania	42091203207						
Pennsylvania	42091203208						
Pennsylvania	42091203302						
Pennsylvania	42091203303						
Pennsylvania	42091203304						
Pennsylvania	42091203401						
Pennsylvania	42091203402						
Pennsylvania	42091203403						
Pennsylvania	42091203500						
Pennsylvania	42091203601						
Pennsylvania	42091203602						
Pennsylvania	42091203700						
Pennsylvania	42091203801						
Pennsylvania	42091203803						
Pennsylvania	42091203804						
Pennsylvania	42091203901						
Pennsylvania	42091203902						
Pennsylvania	42091204002						
Pennsylvania	42091204007						
Pennsylvania	42091204008						
Pennsylvania	42091204009						
Pennsylvania	42091204010						
Pennsylvania	42091204101						
Pennsylvania	42091204102						
Pennsylvania	42091204200						
Pennsylvania	42091204300						
Pennsylvania	42091204400						

AMERICAN OVERSIGHT

State	2012-2016 ACS LIC Tract	Enter "YES" Below to Nominate LIC	2012-2016 Tract Poverty Rate	2012-2016 Tract Median Family Income	2012-2016 State Median Family Income	2012-2016 Core Based Statistical Area (CBSA) Median Family Income	Metro/Non-Metro
Pennsylvania	42091204500						
Pennsylvania	42091204600						
Pennsylvania	42091204701						
Pennsylvania	42091204702						
Pennsylvania	42091204800						
Pennsylvania	42091204900						
Pennsylvania	42091205000						
Pennsylvania	42091205100						
Pennsylvania	42091205200						
Pennsylvania	42091205300						
Pennsylvania	42091205400						
Pennsylvania	42091205501						
Pennsylvania	42091205502						
Pennsylvania	42091205503						
Pennsylvania	42091205600						
Pennsylvania	42091205700						
Pennsylvania	42091205801						
Pennsylvania	42091205805						
Pennsylvania	42091205806						
Pennsylvania	42091205807						
Pennsylvania	42091205808						
Pennsylvania	42091205809						
Pennsylvania	42091205903						
Pennsylvania	42091205904						
Pennsylvania	42091205905						
Pennsylvania	42091205906						
Pennsylvania	42091206004						
Pennsylvania	42091206005						
Pennsylvania	42091206006						
Pennsylvania	42091206007						
Pennsylvania	42091206102						
Pennsylvania	42091206104						
Pennsylvania	42091206105						
Pennsylvania	42091206106						
Pennsylvania	42091206201						
Pennsylvania	42091206202						
Pennsylvania	42091206300						
Pennsylvania	42091206400						
Pennsylvania	42091206501						
Pennsylvania	42091206502						
Pennsylvania	42091206600						
Pennsylvania	42091206702						
Pennsylvania	42091206703						
Pennsylvania	42091206704						
Pennsylvania	42091206801						
Pennsylvania	42091206802						
Pennsylvania	42091206901						
Pennsylvania	42091206904						

AMERICAN OVERSIGHT

State	2012-2016 ACS LIC Tract	Enter "YES" Below to Nominate LIC	2012-2016 Tract Poverty Rate	2012-2016 Tract Median Family Income	2012-2016 State Median Family Income	2012-2016 Core Based Statistical Area (CBSA) Median Family Income	Metro/Non-Metro
Pennsylvania	42091206905						
Pennsylvania	42091206906						
Pennsylvania	42091207001						
Pennsylvania	42091207003						
Pennsylvania	42091207004						
Pennsylvania	42091207101						
Pennsylvania	42091207103						
Pennsylvania	42091207104						
Pennsylvania	42091207201						
Pennsylvania	42091207202						
Pennsylvania	42091207300						
Pennsylvania	42091207400						
Pennsylvania	42091207500						
Pennsylvania	42091207600						
Pennsylvania	42091207800						
Pennsylvania	42091207900						
Pennsylvania	42091208000						
Pennsylvania	42091208100						
Pennsylvania	42091208201						
Pennsylvania	42091208203						
Pennsylvania	42091208204						
Pennsylvania	42091208301						
Pennsylvania	42091208302						
Pennsylvania	42091208400						
Pennsylvania	42091208500						
Pennsylvania	42091208601						
Pennsylvania	42091208603						
Pennsylvania	42091208604						
Pennsylvania	42091208702						
Pennsylvania	42091208703						
Pennsylvania	42091208704						
Pennsylvania	42091208801						
Pennsylvania	42091208802						
Pennsylvania	42091208901						
Pennsylvania	42091208903						
Pennsylvania	42091208904						
Pennsylvania	42091208905						
Pennsylvania	42091208906						
Pennsylvania	42091209000						
Pennsylvania	42091209100						
Pennsylvania	42091209201						
Pennsylvania	42091209202						
Pennsylvania	42091210100						
Pennsylvania	42091210200						
Pennsylvania	42091210300						
Pennsylvania	42091210400						
Pennsylvania	42091210500						
Pennsylvania	42091210600						

AMERICAN OVERSIGHT

State	2012-2016 ACS LIC Tract	Enter "YES" Below to Nominate LIC	2012-2016 Tract Poverty Rate	2012-2016 Tract Median Family Income	2012-2016 State Median Family Income	2012-2016 Core Based Statistical Area (CBSA) Median Family Income	Metro/Non-Metro
Pennsylvania	42091210700						
Pennsylvania	42093050100						
Pennsylvania	42093050200						
Pennsylvania	42093050300						
Pennsylvania	42093050400						
Pennsylvania	42095010100						
Pennsylvania	42095010200						
Pennsylvania	42095010300						
Pennsylvania	42095010400						
Pennsylvania	42095010500						
Pennsylvania	42095010600						
Pennsylvania	42095010700						
Pennsylvania	42095010800						
Pennsylvania	42095010900						
Pennsylvania	42095011000						
Pennsylvania	42095011100						
Pennsylvania	42095011200						
Pennsylvania	42095011300						
Pennsylvania	42095014100						
Pennsylvania	42095014200						
Pennsylvania	42095014300						
Pennsylvania	42095014400						
Pennsylvania	42095014500						
Pennsylvania	42095014600						
Pennsylvania	42095014700						
Pennsylvania	42095015201						
Pennsylvania	42095015300						
Pennsylvania	42095015400						
Pennsylvania	42095015500						
Pennsylvania	42095015600						
Pennsylvania	42095015700						
Pennsylvania	42095015801						
Pennsylvania	42095015802						
Pennsylvania	42095015901						
Pennsylvania	42095015902						
Pennsylvania	42095016001						
Pennsylvania	42095016002						
Pennsylvania	42095016100						
Pennsylvania	42095016201						
Pennsylvania	42095016202						
Pennsylvania	42095016300						
Pennsylvania	42095016400						
Pennsylvania	42095016500						
Pennsylvania	42095016600						
Pennsylvania	42095016700						
Pennsylvania	42095016800						
Pennsylvania	42095016901						
Pennsylvania	42095016902						

AMERICAN OVERSIGHT

State	2012-2016 ACS LIC Tract	Enter "YES" Below to Nominate LIC	2012-2016 Tract Poverty Rate	2012-2016 Tract Median Family Income	2012-2016 State Median Family Income	2012-2016 Core Based Statistical Area (CBSA) Median Family Income	Metro/Non-Metro
Pennsylvania	42095017000						
Pennsylvania	42095017101						
Pennsylvania	42095017102						
Pennsylvania	42095017200						
Pennsylvania	42095017300						
Pennsylvania	42095017401						
Pennsylvania	42095017402						
Pennsylvania	42095017501						
Pennsylvania	42095017502						
Pennsylvania	42095017603						
Pennsylvania	42095017604						
Pennsylvania	42095017605						
Pennsylvania	42095017606						
Pennsylvania	42095017607						
Pennsylvania	42095017702						
Pennsylvania	42095017703						
Pennsylvania	42095017704						
Pennsylvania	42095017800						
Pennsylvania	42095017901						
Pennsylvania	42095017902						
Pennsylvania	42095018001						
Pennsylvania	42095018002						
Pennsylvania	42095018100						
Pennsylvania	42095018200						
Pennsylvania	42095018300						
Pennsylvania	42097080100						
Pennsylvania	42097080200						
Pennsylvania	42097080300						
Pennsylvania	42097080400						
Pennsylvania	42097080500						
Pennsylvania	42097080600						
Pennsylvania	42097080700						
Pennsylvania	42097080800						
Pennsylvania	42097080900						
Pennsylvania	42097081000						
Pennsylvania	42097081100						
Pennsylvania	42097081200						
Pennsylvania	42097081300						
Pennsylvania	42097081400						
Pennsylvania	42097081500						
Pennsylvania	42097081600						
Pennsylvania	42097081700						
Pennsylvania	42097081800						
Pennsylvania	42097081900						
Pennsylvania	42097082000						
Pennsylvania	42097082100						
Pennsylvania	42097082200						
Pennsylvania	42097082300						

AMERICAN OVERSIGHT

State	2012-2016 ACS LIC Tract	Enter "YES" Below to Nominate LIC	2012-2016 Tract Poverty Rate	2012-2016 Tract Median Family Income	2012-2016 State Median Family Income	2012-2016 Core Based Statistical Area (CBSA) Median Family Income	Metro/Non-Metro
Pennsylvania	42097082400						
Pennsylvania	42099030100						
Pennsylvania	42099030201						
Pennsylvania	42099030202						
Pennsylvania	42099030301						
Pennsylvania	42099030302						
Pennsylvania	42099030400						
Pennsylvania	42099030501						
Pennsylvania	42099030502						
Pennsylvania	42099030601						
Pennsylvania	42099030602						
Pennsylvania	42101000100						
Pennsylvania	42101000200						
Pennsylvania	42101000300						
Pennsylvania	42101000401						
Pennsylvania	42101000402						
Pennsylvania	42101000500						
Pennsylvania	42101000600						
Pennsylvania	42101000700						
Pennsylvania	42101000801						
Pennsylvania	42101000803						
Pennsylvania	42101000804						
Pennsylvania	42101000901						
Pennsylvania	42101000902						
Pennsylvania	42101001001						
Pennsylvania	42101001002						
Pennsylvania	42101001101						
Pennsylvania	42101001102						
Pennsylvania	42101001201						
Pennsylvania	42101001202						
Pennsylvania	42101001300						
Pennsylvania	42101001400						
Pennsylvania	42101001500						
Pennsylvania	42101001600						
Pennsylvania	42101001700						
Pennsylvania	42101001800						
Pennsylvania	42101001900						
Pennsylvania	42101002000						
Pennsylvania	42101002100						
Pennsylvania	42101002200						
Pennsylvania	42101002300						
Pennsylvania	42101002400						
Pennsylvania	42101002500						
Pennsylvania	42101002701						
Pennsylvania	42101002702						
Pennsylvania	42101002801						
Pennsylvania	42101002802						
Pennsylvania	42101002900						

AMERICAN OVERSIGHT

State	2012-2016 ACS LIC Tract	Enter "YES" Below to Nominate LIC	2012-2016 Tract Poverty Rate	2012-2016 Tract Median Family Income	2012-2016 State Median Family Income	2012-2016 Core Based Statistical Area (CBSA) Median Family Income	Metro/Non-Metro
Pennsylvania	42101003001						
Pennsylvania	42101003002						
Pennsylvania	42101003100						
Pennsylvania	42101003200						
Pennsylvania	42101003300						
Pennsylvania	42101003600						
Pennsylvania	42101003701						
Pennsylvania	42101003702						
Pennsylvania	42101003800						
Pennsylvania	42101003901						
Pennsylvania	42101003902						
Pennsylvania	42101004001						
Pennsylvania	42101004002						
Pennsylvania	42101004101						
Pennsylvania	42101004102						
Pennsylvania	42101004201						
Pennsylvania	42101004202						
Pennsylvania	42101005000						
Pennsylvania	42101005400						
Pennsylvania	42101005500						
Pennsylvania	42101005600						
Pennsylvania	42101006000						
Pennsylvania	42101006100						
Pennsylvania	42101006200						
Pennsylvania	42101006300						
Pennsylvania	42101006400						
Pennsylvania	42101006500						
Pennsylvania	42101006600						
Pennsylvania	42101006700						
Pennsylvania	42101006900						
Pennsylvania	42101007000						
Pennsylvania	42101007101						
Pennsylvania	42101007102						
Pennsylvania	42101007200						
Pennsylvania	42101007300						
Pennsylvania	42101007400						
Pennsylvania	42101007700						
Pennsylvania	42101007800						
Pennsylvania	42101007900						
Pennsylvania	42101008000						
Pennsylvania	42101008101						
Pennsylvania	42101008102						
Pennsylvania	42101008200						
Pennsylvania	42101008301						
Pennsylvania	42101008302						
Pennsylvania	42101008400						
Pennsylvania	42101008500						
Pennsylvania	42101008601						

AMERICAN OVERSIGHT

State	2012-2016 ACS LIC Tract	Enter "YES" Below to Nominate LIC	2012-2016 Tract Poverty Rate	2012-2016 Tract Median Family Income	2012-2016 State Median Family Income	2012-2016 Core Based Statistical Area (CBSA) Median Family Income	Metro/Non-Metro
Pennsylvania	42101008602						
Pennsylvania	42101008701						
Pennsylvania	42101008702						
Pennsylvania	42101008801						
Pennsylvania	42101008802						
Pennsylvania	42101009000						
Pennsylvania	42101009100						
Pennsylvania	42101009200						
Pennsylvania	42101009300						
Pennsylvania	42101009400						
Pennsylvania	42101009500						
Pennsylvania	42101009600						
Pennsylvania	42101009801						
Pennsylvania	42101009802						
Pennsylvania	42101010000						
Pennsylvania	42101010100						
Pennsylvania	42101010200						
Pennsylvania	42101010300						
Pennsylvania	42101010400						
Pennsylvania	42101010500						
Pennsylvania	42101010600						
Pennsylvania	42101010700						
Pennsylvania	42101010800						
Pennsylvania	42101010900						
Pennsylvania	42101011000						
Pennsylvania	42101011100						
Pennsylvania	42101011200						
Pennsylvania	42101011300						
Pennsylvania	42101011400						
Pennsylvania	42101011500						
Pennsylvania	42101011700						
Pennsylvania	42101011800						
Pennsylvania	42101011900						
Pennsylvania	42101012000						
Pennsylvania	42101012100						
Pennsylvania	42101012201						
Pennsylvania	42101012203						
Pennsylvania	42101012204						
Pennsylvania	42101012500						
Pennsylvania	42101013100						
Pennsylvania	42101013200						
Pennsylvania	42101013300						
Pennsylvania	42101013401						
Pennsylvania	42101013402						
Pennsylvania	42101013500						
Pennsylvania	42101013601						
Pennsylvania	42101013602						
Pennsylvania	42101013700						

AMERICAN OVERSIGHT

State	2012-2016 ACS LIC Tract	Enter "YES" Below to Nominate LIC	2012-2016 Tract Poverty Rate	2012-2016 Tract Median Family Income	2012-2016 State Median Family Income	2012-2016 Core Based Statistical Area (CBSA) Median Family Income	Metro/Non-Metro
Pennsylvania	42101013800						
Pennsylvania	42101013900						
Pennsylvania	42101014000						
Pennsylvania	42101014100						
Pennsylvania	42101014200						
Pennsylvania	42101014300						
Pennsylvania	42101014400						
Pennsylvania	42101014500						
Pennsylvania	42101014600						
Pennsylvania	42101014700						
Pennsylvania	42101014800						
Pennsylvania	42101014900						
Pennsylvania	42101015101						
Pennsylvania	42101015102						
Pennsylvania	42101015200						
Pennsylvania	42101015300						
Pennsylvania	42101015600						
Pennsylvania	42101015700						
Pennsylvania	42101015800						
Pennsylvania	42101016000						
Pennsylvania	42101016100						
Pennsylvania	42101016200						
Pennsylvania	42101016300						
Pennsylvania	42101016400						
Pennsylvania	42101016500						
Pennsylvania	42101016600						
Pennsylvania	42101016701						
Pennsylvania	42101016702						
Pennsylvania	42101016800						
Pennsylvania	42101016901						
Pennsylvania	42101016902						
Pennsylvania	42101017000						
Pennsylvania	42101017100						
Pennsylvania	42101017201						
Pennsylvania	42101017202						
Pennsylvania	42101017300						
Pennsylvania	42101017400						
Pennsylvania	42101017500						
Pennsylvania	42101017601						
Pennsylvania	42101017602						
Pennsylvania	42101017701						
Pennsylvania	42101017702						
Pennsylvania	42101017800						
Pennsylvania	42101017900						
Pennsylvania	42101018001						
Pennsylvania	42101018002						
Pennsylvania	42101018300						
Pennsylvania	42101018400						

AMERICAN OVERSIGHT

State	2012-2016 ACS LIC Tract	Enter "YES" Below to Nominate LIC	2012-2016 Tract Poverty Rate	2012-2016 Tract Median Family Income	2012-2016 State Median Family Income	2012-2016 Core Based Statistical Area (CBSA) Median Family Income	Metro/Non-Metro
Pennsylvania	42101018800						
Pennsylvania	42101019000						
Pennsylvania	42101019100						
Pennsylvania	42101019200						
Pennsylvania	42101019501						
Pennsylvania	42101019502						
Pennsylvania	42101019700						
Pennsylvania	42101019800						
Pennsylvania	42101019900						
Pennsylvania	42101020000						
Pennsylvania	42101020101						
Pennsylvania	42101020102						
Pennsylvania	42101020200						
Pennsylvania	42101020300						
Pennsylvania	42101020400						
Pennsylvania	42101020500						
Pennsylvania	42101020600						
Pennsylvania	42101020700						
Pennsylvania	42101020800						
Pennsylvania	42101020900						
Pennsylvania	42101021000						
Pennsylvania	42101021100						
Pennsylvania	42101021200						
Pennsylvania	42101021300						
Pennsylvania	42101021400						
Pennsylvania	42101021500						
Pennsylvania	42101021600						
Pennsylvania	42101021700						
Pennsylvania	42101021800						
Pennsylvania	42101021900						
Pennsylvania	42101022000						
Pennsylvania	42101023100						
Pennsylvania	42101023500						
Pennsylvania	42101023600						
Pennsylvania	42101023700						
Pennsylvania	42101023800						
Pennsylvania	42101023900						
Pennsylvania	42101024000						
Pennsylvania	42101024100						
Pennsylvania	42101024200						
Pennsylvania	42101024300						
Pennsylvania	42101024400						
Pennsylvania	42101024500						
Pennsylvania	42101024600						
Pennsylvania	42101024700						
Pennsylvania	42101024800						
Pennsylvania	42101024900						
Pennsylvania	42101025200						

AMERICAN OVERSIGHT

State	2012-2016 ACS LIC Tract	Enter "YES" Below to Nominate LIC	2012-2016 Tract Poverty Rate	2012-2016 Tract Median Family Income	2012-2016 State Median Family Income	2012-2016 Core Based Statistical Area (CBSA) Median Family Income	Metro/Non-Metro
Pennsylvania	42101025300						
Pennsylvania	42101025400						
Pennsylvania	42101025500						
Pennsylvania	42101025600						
Pennsylvania	42101025700						
Pennsylvania	42101025800						
Pennsylvania	42101025900						
Pennsylvania	42101026000						
Pennsylvania	42101026100						
Pennsylvania	42101026200						
Pennsylvania	42101026301						
Pennsylvania	42101026302						
Pennsylvania	42101026400						
Pennsylvania	42101026500						
Pennsylvania	42101026600						
Pennsylvania	42101026700						
Pennsylvania	42101026800						
Pennsylvania	42101026900						
Pennsylvania	42101027000						
Pennsylvania	42101027100						
Pennsylvania	42101027200						
Pennsylvania	42101027300						
Pennsylvania	42101027401						
Pennsylvania	42101027402						
Pennsylvania	42101027500						
Pennsylvania	42101027600						
Pennsylvania	42101027700						
Pennsylvania	42101027800						
Pennsylvania	42101027901						
Pennsylvania	42101027902						
Pennsylvania	42101028000						
Pennsylvania	42101028100						
Pennsylvania	42101028200						
Pennsylvania	42101028300						
Pennsylvania	42101028400						
Pennsylvania	42101028500						
Pennsylvania	42101028600						
Pennsylvania	42101028700						
Pennsylvania	42101028800						
Pennsylvania	42101028901						
Pennsylvania	42101028902						
Pennsylvania	42101029000						
Pennsylvania	42101029100						
Pennsylvania	42101029200						
Pennsylvania	42101029300						
Pennsylvania	42101029400						
Pennsylvania	42101029800						
Pennsylvania	42101029900						

AMERICAN OVERSIGHT

State	2012-2016 ACS LIC Tract	Enter "YES" Below to Nominate LIC	2012-2016 Tract Poverty Rate	2012-2016 Tract Median Family Income	2012-2016 State Median Family Income	2012-2016 Core Based Statistical Area (CBSA) Median Family Income	Metro/Non-Metro
Pennsylvania	42101030000						
Pennsylvania	42101030100						
Pennsylvania	42101030200						
Pennsylvania	42101030501						
Pennsylvania	42101030502						
Pennsylvania	42101030600						
Pennsylvania	42101030700						
Pennsylvania	42101030800						
Pennsylvania	42101030900						
Pennsylvania	42101031000						
Pennsylvania	42101031101						
Pennsylvania	42101031102						
Pennsylvania	42101031200						
Pennsylvania	42101031300						
Pennsylvania	42101031401						
Pennsylvania	42101031402						
Pennsylvania	42101031501						
Pennsylvania	42101031502						
Pennsylvania	42101031600						
Pennsylvania	42101031700						
Pennsylvania	42101031800						
Pennsylvania	42101031900						
Pennsylvania	42101032000						
Pennsylvania	42101032100						
Pennsylvania	42101032300						
Pennsylvania	42101032500						
Pennsylvania	42101032600						
Pennsylvania	42101032900						
Pennsylvania	42101033000						
Pennsylvania	42101033101						
Pennsylvania	42101033102						
Pennsylvania	42101033200						
Pennsylvania	42101033300						
Pennsylvania	42101033400						
Pennsylvania	42101033500						
Pennsylvania	42101033600						
Pennsylvania	42101033701						
Pennsylvania	42101033702						
Pennsylvania	42101033800						
Pennsylvania	42101033900						
Pennsylvania	42101034000						
Pennsylvania	42101034100						
Pennsylvania	42101034200						
Pennsylvania	42101034400						
Pennsylvania	42101034501						
Pennsylvania	42101034502						
Pennsylvania	42101034600						
Pennsylvania	42101034701						

AMERICAN OVERSIGHT

State	2012-2016 ACS LIC Tract	Enter "YES" Below to Nominate LIC	2012-2016 Tract Poverty Rate	2012-2016 Tract Median Family Income	2012-2016 State Median Family Income	2012-2016 Core Based Statistical Area (CBSA) Median Family Income	Metro/Non-Metro
Pennsylvania	42101034702						
Pennsylvania	42101034801						
Pennsylvania	42101034802						
Pennsylvania	42101034803						
Pennsylvania	42101034900						
Pennsylvania	42101035100						
Pennsylvania	42101035200						
Pennsylvania	42101035301						
Pennsylvania	42101035302						
Pennsylvania	42101035500						
Pennsylvania	42101035601						
Pennsylvania	42101035602						
Pennsylvania	42101035701						
Pennsylvania	42101035702						
Pennsylvania	42101035800						
Pennsylvania	42101035900						
Pennsylvania	42101036000						
Pennsylvania	42101036100						
Pennsylvania	42101036201						
Pennsylvania	42101036202						
Pennsylvania	42101036203						
Pennsylvania	42101036301						
Pennsylvania	42101036302						
Pennsylvania	42101036303						
Pennsylvania	42101036400						
Pennsylvania	42101036501						
Pennsylvania	42101036502						
Pennsylvania	42101036600						
Pennsylvania	42101036700						
Pennsylvania	42101036900						
Pennsylvania	42101037200						
Pennsylvania	42101037300						
Pennsylvania	42101037500						
Pennsylvania	42101037600						
Pennsylvania	42101037700						
Pennsylvania	42101037800						
Pennsylvania	42101037900						
Pennsylvania	42101038000						
Pennsylvania	42101038100						
Pennsylvania	42101038200						
Pennsylvania	42101038300						
Pennsylvania	42101038400						
Pennsylvania	42101038500						
Pennsylvania	42101038600						
Pennsylvania	42101038700						
Pennsylvania	42101038800						
Pennsylvania	42101038900						
Pennsylvania	42101039000						

AMERICAN OVERSIGHT

State	2012-2016 ACS LIC Tract	Enter "YES" Below to Nominate LIC	2012-2016 Tract Poverty Rate	2012-2016 Tract Median Family Income	2012-2016 State Median Family Income	2012-2016 Core Based Statistical Area (CBSA) Median Family Income	Metro/Non-Metro
Pennsylvania	42101980000						
Pennsylvania	42101980100						
Pennsylvania	42101980200						
Pennsylvania	42101980300						
Pennsylvania	42101980400						
Pennsylvania	42101980500						
Pennsylvania	42101980600						
Pennsylvania	42101980700						
Pennsylvania	42101980800						
Pennsylvania	42101980900						
Pennsylvania	42101989100						
Pennsylvania	42103950102						
Pennsylvania	42103950103						
Pennsylvania	42103950104						
Pennsylvania	42103950201						
Pennsylvania	42103950202						
Pennsylvania	42103950301						
Pennsylvania	42103950302						
Pennsylvania	42103950501						
Pennsylvania	42103950502						
Pennsylvania	42103950601						
Pennsylvania	42103950603						
Pennsylvania	42103950605						
Pennsylvania	42103950606						
Pennsylvania	42103950701						
Pennsylvania	42103950702						
Pennsylvania	42103950801						
Pennsylvania	42103950802						
Pennsylvania	42103950900						
Pennsylvania	42105950100						
Pennsylvania	42105950200						
Pennsylvania	42105950300						
Pennsylvania	42105950400						
Pennsylvania	42105950500						
Pennsylvania	42107000100						
Pennsylvania	42107000200						
Pennsylvania	42107000300						
Pennsylvania	42107000400						
Pennsylvania	42107000500						
Pennsylvania	42107000601						
Pennsylvania	42107000602						
Pennsylvania	42107000700						
Pennsylvania	42107000800						
Pennsylvania	42107000900						
Pennsylvania	42107001000						
Pennsylvania	42107001100						
Pennsylvania	42107001200						
Pennsylvania	42107001300						

AMERICAN OVERSIGHT

State	2012-2016 ACS LIC Tract	Enter "YES" Below to Nominate LIC	2012-2016 Tract Poverty Rate	2012-2016 Tract Median Family Income	2012-2016 State Median Family Income	2012-2016 Core Based Statistical Area (CBSA) Median Family Income	Metro/Non-Metro
Pennsylvania	42107001400						
Pennsylvania	42107001500						
Pennsylvania	42107001600						
Pennsylvania	42107001700						
Pennsylvania	42107001800						
Pennsylvania	42107001900						
Pennsylvania	42107002000						
Pennsylvania	42107002100						
Pennsylvania	42107002200						
Pennsylvania	42107002300						
Pennsylvania	42107002400						
Pennsylvania	42107002500						
Pennsylvania	42107002600						
Pennsylvania	42107002700						
Pennsylvania	42107002800						
Pennsylvania	42107002900						
Pennsylvania	42107003000						
Pennsylvania	42107003100						
Pennsylvania	42107003200						
Pennsylvania	42107003300						
Pennsylvania	42107003400						
Pennsylvania	42107003500						
Pennsylvania	42107003600						
Pennsylvania	42107003700						
Pennsylvania	42107003800						
Pennsylvania	42107003900						
Pennsylvania	42109070100						
Pennsylvania	42109070200						
Pennsylvania	42109070300						
Pennsylvania	42109070400						
Pennsylvania	42109070500						
Pennsylvania	42109070600						
Pennsylvania	42109070701						
Pennsylvania	42109980705						
Pennsylvania	42111020101						
Pennsylvania	42111020102						
Pennsylvania	42111020200						
Pennsylvania	42111020300						
Pennsylvania	42111020400						
Pennsylvania	42111020500						
Pennsylvania	42111020600						
Pennsylvania	42111020700						
Pennsylvania	42111020800						
Pennsylvania	42111020900						
Pennsylvania	42111021000						
Pennsylvania	42111021100						
Pennsylvania	42111021200						
Pennsylvania	42111021300						

AMERICAN OVERSIGHT

State	2012-2016 ACS LIC Tract	Enter "YES" Below to Nominate LIC	2012-2016 Tract Poverty Rate	2012-2016 Tract Median Family Income	2012-2016 State Median Family Income	2012-2016 Core Based Statistical Area (CBSA) Median Family Income	Metro/Non-Metro
Pennsylvania	42111021400						
Pennsylvania	42111021500						
Pennsylvania	42111021600						
Pennsylvania	42111021700						
Pennsylvania	42111021800						
Pennsylvania	42111021901						
Pennsylvania	42111021902						
Pennsylvania	42113960100						
Pennsylvania	42113960200						
Pennsylvania	42115032000						
Pennsylvania	42115032100						
Pennsylvania	42115032200						
Pennsylvania	42115032300						
Pennsylvania	42115032400						
Pennsylvania	42115032500						
Pennsylvania	42115032600						
Pennsylvania	42115032700						
Pennsylvania	42115032800						
Pennsylvania	42115032901						
Pennsylvania	42115032902						
Pennsylvania	42117950100						
Pennsylvania	42117950200						
Pennsylvania	42117950300						
Pennsylvania	42117950400						
Pennsylvania	42117950500						
Pennsylvania	42117950600						
Pennsylvania	42117950700						
Pennsylvania	42117950800						
Pennsylvania	42117950900						
Pennsylvania	42117951000						
Pennsylvania	42119090102						
Pennsylvania	42119090200						
Pennsylvania	42119090300						
Pennsylvania	42119090400						
Pennsylvania	42119090502						
Pennsylvania	42119090600						
Pennsylvania	42119090700						
Pennsylvania	42119980101						
Pennsylvania	42119980501						
Pennsylvania	42119980800						
Pennsylvania	42121200000						
Pennsylvania	42121200100						
Pennsylvania	42121200200						
Pennsylvania	42121200300						
Pennsylvania	42121200400						
Pennsylvania	42121200500						
Pennsylvania	42121200600						
Pennsylvania	42121200700						

AMERICAN OVERSIGHT

State	2012-2016 ACS LIC Tract	Enter "YES" Below to Nominate LIC	2012-2016 Tract Poverty Rate	2012-2016 Tract Median Family Income	2012-2016 State Median Family Income	2012-2016 Core Based Statistical Area (CBSA) Median Family Income	Metro/Non-Metro
Pennsylvania	42121200800						
Pennsylvania	42121200900						
Pennsylvania	42121201000						
Pennsylvania	42121201100						
Pennsylvania	42121201200						
Pennsylvania	42121201300						
Pennsylvania	42121201400						
Pennsylvania	42121201500						
Pennsylvania	42123970100						
Pennsylvania	42123970200						
Pennsylvania	42123970300						
Pennsylvania	42123970400						
Pennsylvania	42123970500						
Pennsylvania	42123970600						
Pennsylvania	42123970700						
Pennsylvania	42123970800						
Pennsylvania	42123970900						
Pennsylvania	42123971000						
Pennsylvania	42123971100						
Pennsylvania	42123971200						
Pennsylvania	42123971400						
Pennsylvania	42125704100						
Pennsylvania	42125711000						
Pennsylvania	42125712700						
Pennsylvania	42125713700						
Pennsylvania	42125714000						
Pennsylvania	42125715700						
Pennsylvania	42125721000						
Pennsylvania	42125722700						
Pennsylvania	42125731000						
Pennsylvania	42125732000						
Pennsylvania	42125741100						
Pennsylvania	42125741300						
Pennsylvania	42125742100						
Pennsylvania	42125742200						
Pennsylvania	42125743700						
Pennsylvania	42125744100						
Pennsylvania	42125744200						
Pennsylvania	42125745100						
Pennsylvania	42125745200						
Pennsylvania	42125746100						
Pennsylvania	42125746200						
Pennsylvania	42125746301						
Pennsylvania	42125746302						
Pennsylvania	42125751100						
Pennsylvania	42125751200						
Pennsylvania	42125752700						
Pennsylvania	42125753700						

AMERICAN OVERSIGHT

State	2012-2016 ACS LIC Tract	Enter "YES" Below to Nominate LIC	2012-2016 Tract Poverty Rate	2012-2016 Tract Median Family Income	2012-2016 State Median Family Income	2012-2016 Core Based Statistical Area (CBSA) Median Family Income	Metro/Non-Metro
Pennsylvania	42125754200						
Pennsylvania	42125754300						
Pennsylvania	42125754400						
Pennsylvania	42125754500						
Pennsylvania	42125754600						
Pennsylvania	42125755100						
Pennsylvania	42125755200						
Pennsylvania	42125755700						
Pennsylvania	42125761000						
Pennsylvania	42125762000						
Pennsylvania	42125763700						
Pennsylvania	42125764000						
Pennsylvania	42125771100						
Pennsylvania	42125771200						
Pennsylvania	42125772700						
Pennsylvania	42125773100						
Pennsylvania	42125773200						
Pennsylvania	42125774700						
Pennsylvania	42125775200						
Pennsylvania	42125775300						
Pennsylvania	42125781700						
Pennsylvania	42125782700						
Pennsylvania	42125783200						
Pennsylvania	42125783300						
Pennsylvania	42125784000						
Pennsylvania	42125791000						
Pennsylvania	42125792100						
Pennsylvania	42125792200						
Pennsylvania	42125795700						
Pennsylvania	42125795800						
Pennsylvania	42125795900						
Pennsylvania	42125796000						
Pennsylvania	42127960100						
Pennsylvania	42127960200						
Pennsylvania	42127960300						
Pennsylvania	42127960400						
Pennsylvania	42127960500						
Pennsylvania	42127960600						
Pennsylvania	42127960700						
Pennsylvania	42127960800						
Pennsylvania	42127960900						
Pennsylvania	42127961000						
Pennsylvania	42127961100						
Pennsylvania	42127961200						
Pennsylvania	42127961300						
Pennsylvania	42127961400						
Pennsylvania	42129800100						
Pennsylvania	42129800200						

AMERICAN OVERSIGHT

State	2012-2016 ACS LIC Tract	Enter "YES" Below to Nominate LIC	2012-2016 Tract Poverty Rate	2012-2016 Tract Median Family Income	2012-2016 State Median Family Income	2012-2016 Core Based Statistical Area (CBSA) Median Family Income	Metro/Non-Metro
Pennsylvania	42129800300						
Pennsylvania	42129800400						
Pennsylvania	42129800500						
Pennsylvania	42129800600						
Pennsylvania	42129800700						
Pennsylvania	42129800800						
Pennsylvania	42129800900						
Pennsylvania	42129801001						
Pennsylvania	42129801002						
Pennsylvania	42129801100						
Pennsylvania	42129801200						
Pennsylvania	42129801300						
Pennsylvania	42129801400						
Pennsylvania	42129801500						
Pennsylvania	42129801600						
Pennsylvania	42129801701						
Pennsylvania	42129801702						
Pennsylvania	42129801703						
Pennsylvania	42129801800						
Pennsylvania	42129801900						
Pennsylvania	42129802001						
Pennsylvania	42129802002						
Pennsylvania	42129802101						
Pennsylvania	42129802102						
Pennsylvania	42129802103						
Pennsylvania	42129802200						
Pennsylvania	42129802301						
Pennsylvania	42129802303						
Pennsylvania	42129802304						
Pennsylvania	42129802400						
Pennsylvania	42129802500						
Pennsylvania	42129802600						
Pennsylvania	42129802700						
Pennsylvania	42129802800						
Pennsylvania	42129802900						
Pennsylvania	42129803000						
Pennsylvania	42129803100						
Pennsylvania	42129803200						
Pennsylvania	42129803301						
Pennsylvania	42129803302						
Pennsylvania	42129803400						
Pennsylvania	42129803501						
Pennsylvania	42129803502						
Pennsylvania	42129803600						
Pennsylvania	42129803700						
Pennsylvania	42129803800						
Pennsylvania	42129803901						
Pennsylvania	42129803902						

AMERICAN OVERSIGHT

State	2012-2016 ACS LIC Tract	Enter "YES" Below to Nominate LIC	2012-2016 Tract Poverty Rate	2012-2016 Tract Median Family Income	2012-2016 State Median Family Income	2012-2016 Core Based Statistical Area (CBSA) Median Family Income	Metro/Non-Metro
Pennsylvania	42129804000						
Pennsylvania	42129804100						
Pennsylvania	42129804200						
Pennsylvania	42129804300						
Pennsylvania	42129804400						
Pennsylvania	42129804501						
Pennsylvania	42129804502						
Pennsylvania	42129804600						
Pennsylvania	42129804701						
Pennsylvania	42129804702						
Pennsylvania	42129804801						
Pennsylvania	42129804802						
Pennsylvania	42129804900						
Pennsylvania	42129805000						
Pennsylvania	42129805100						
Pennsylvania	42129805200						
Pennsylvania	42129805400						
Pennsylvania	42129805500						
Pennsylvania	42129805600						
Pennsylvania	42129805800						
Pennsylvania	42129805901						
Pennsylvania	42129805902						
Pennsylvania	42129806000						
Pennsylvania	42129806100						
Pennsylvania	42129806200						
Pennsylvania	42129806300						
Pennsylvania	42129806400						
Pennsylvania	42129806500						
Pennsylvania	42129806600						
Pennsylvania	42129806700						
Pennsylvania	42129806800						
Pennsylvania	42129806900						
Pennsylvania	42129807000						
Pennsylvania	42129807100						
Pennsylvania	42129807200						
Pennsylvania	42129807300						
Pennsylvania	42129807401						
Pennsylvania	42129807402						
Pennsylvania	42129807500						
Pennsylvania	42129807600						
Pennsylvania	42129807700						
Pennsylvania	42129807800						
Pennsylvania	42129807900						
Pennsylvania	42129808100						
Pennsylvania	42129808200						
Pennsylvania	42129808300						
Pennsylvania	42129808401						
Pennsylvania	42129808402						

AMERICAN OVERSIGHT

State	2012-2016 ACS LIC Tract	Enter "YES" Below to Nominate LIC	2012-2016 Tract Poverty Rate	2012-2016 Tract Median Family Income	2012-2016 State Median Family Income	2012-2016 Core Based Statistical Area (CBSA) Median Family Income	Metro/Non-Metro
Pennsylvania	42129808500						
Pennsylvania	42129808600						
Pennsylvania	42131400100						
Pennsylvania	42131400200						
Pennsylvania	42131400300						
Pennsylvania	42131400400						
Pennsylvania	42131400500						
Pennsylvania	42131400600						
Pennsylvania	42131400700						
Pennsylvania	42133000100						
Pennsylvania	42133000200						
Pennsylvania	42133000300						
Pennsylvania	42133000400						
Pennsylvania	42133000500						
Pennsylvania	42133000600						
Pennsylvania	42133000700						
Pennsylvania	42133000800						
Pennsylvania	42133000900						
Pennsylvania	42133001000						
Pennsylvania	42133001100						
Pennsylvania	42133001200						
Pennsylvania	42133001300						
Pennsylvania	42133001400						
Pennsylvania	42133001500						
Pennsylvania	42133001600						
Pennsylvania	42133010110						
Pennsylvania	42133010120						
Pennsylvania	42133010130						
Pennsylvania	42133010210						
Pennsylvania	42133010220						
Pennsylvania	42133010300						
Pennsylvania	42133010400						
Pennsylvania	42133010510						
Pennsylvania	42133010520						
Pennsylvania	42133020100						
Pennsylvania	42133020220						
Pennsylvania	42133020221						
Pennsylvania	42133020222						
Pennsylvania	42133020310						
Pennsylvania	42133020320						
Pennsylvania	42133020410						
Pennsylvania	42133020420						
Pennsylvania	42133020510						
Pennsylvania	42133020521						
Pennsylvania	42133020522						
Pennsylvania	42133020600						
Pennsylvania	42133020710						
Pennsylvania	42133020720						

AMERICAN OVERSIGHT

State	2012-2016 ACS LIC Tract	Enter "YES" Below to Nominate LIC	2012-2016 Tract Poverty Rate	2012-2016 Tract Median Family Income	2012-2016 State Median Family Income	2012-2016 Core Based Statistical Area (CBSA) Median Family Income	Metro/Non-Metro
Pennsylvania	42133020800						
Pennsylvania	42133020910						
Pennsylvania	42133020921						
Pennsylvania	42133020922						
Pennsylvania	42133021010						
Pennsylvania	42133021020						
Pennsylvania	42133021100						
Pennsylvania	42133021210						
Pennsylvania	42133021220						
Pennsylvania	42133021300						
Pennsylvania	42133021410						
Pennsylvania	42133021420						
Pennsylvania	42133021500						
Pennsylvania	42133021600						
Pennsylvania	42133021711						
Pennsylvania	42133021712						
Pennsylvania	42133021720						
Pennsylvania	42133021801						
Pennsylvania	42133021802						
Pennsylvania	42133021900						
Pennsylvania	42133022000						
Pennsylvania	42133022100						
Pennsylvania	42133022200						
Pennsylvania	42133022300						
Pennsylvania	42133022401						
Pennsylvania	42133022402						
Pennsylvania	42133022500						
Pennsylvania	42133022600						
Pennsylvania	42133022700						
Pennsylvania	42133022800						
Pennsylvania	42133022910						
Pennsylvania	42133022920						
Pennsylvania	42133023000						
Pennsylvania	42133023100						
Pennsylvania	42133023200						
Pennsylvania	42133023301						
Pennsylvania	42133023302						
Pennsylvania	42133023400						
Pennsylvania	42133023500						
Pennsylvania	42133023601						
Pennsylvania	42133023602						
Pennsylvania	42133023710						
Pennsylvania	42133023721						
Pennsylvania	42133023722						
Pennsylvania	42133023810						
Pennsylvania	42133023821						
Pennsylvania	42133023822						
Pennsylvania	42133023901						

AMERICAN OVERSIGHT

State	2012-2016 ACS LIC Tract	Enter "YES" Below to Nominate LIC	2012-2016 Tract Poverty Rate	2012-2016 Tract Median Family Income	2012-2016 State Median Family Income	2012-2016 Core Based Statistical Area (CBSA) Median Family Income	Metro/Non-Metro
Pennsylvania	42133023902						
Pennsylvania	42133024001						
Pennsylvania	42133024002						
Rhode Island	44001030100						
Rhode Island	44001030200						
Rhode Island	44001030300						
Rhode Island	44001030400						
Rhode Island	44001030500						
Rhode Island	44001030601						
Rhode Island	44001030602						
Rhode Island	44001030700						
Rhode Island	44001030800						
Rhode Island	44001030901						
Rhode Island	44001030902						
Rhode Island	44003020101						
Rhode Island	44003020102						
Rhode Island	44003020200						
Rhode Island	44003020300						
Rhode Island	44003020400						
Rhode Island	44003020500						
Rhode Island	44003020601						
Rhode Island	44003020602						
Rhode Island	44003020603						
Rhode Island	44003020604						
Rhode Island	44003020701						
Rhode Island	44003020702						
Rhode Island	44003020703						
Rhode Island	44003020800						
Rhode Island	44003020901						
Rhode Island	44003020903						
Rhode Island	44003020904						
Rhode Island	44003021001						
Rhode Island	44003021002						
Rhode Island	44003021100						
Rhode Island	44003021200						
Rhode Island	44003021300						
Rhode Island	44003021401						
Rhode Island	44003021402						
Rhode Island	44003021501						
Rhode Island	44003021502						
Rhode Island	44003021600						
Rhode Island	44003021700						
Rhode Island	44003021800						
Rhode Island	44003021901						
Rhode Island	44003021902						
Rhode Island	44003021903						
Rhode Island	44003022000						
Rhode Island	44003022100						

AMERICAN OVERSIGHT

State	2012-2016 ACS LIC Tract	Enter "YES" Below to Nominate LIC	2012-2016 Tract Poverty Rate	2012-2016 Tract Median Family Income	2012-2016 State Median Family Income	2012-2016 Core Based Statistical Area (CBSA) Median Family Income	Metro/Non-Metro
Rhode Island	44003022201						
Rhode Island	44003022202						
Rhode Island	44003022300						
Rhode Island	44003022400						
Rhode Island	44003980000						
Rhode Island	44005040101						
Rhode Island	44005040102						
Rhode Island	44005040103						
Rhode Island	44005040200						
Rhode Island	44005040302						
Rhode Island	44005040303						
Rhode Island	44005040304						
Rhode Island	44005040400						
Rhode Island	44005040500						
Rhode Island	44005040600						
Rhode Island	44005040700						
Rhode Island	44005040800						
Rhode Island	44005040900						
Rhode Island	44005041000						
Rhode Island	44005041100						
Rhode Island	44005041200						
Rhode Island	44005041300						
Rhode Island	44005041400						
Rhode Island	44005041601						
Rhode Island	44005041602						
Rhode Island	44005041701						
Rhode Island	44005041702						
Rhode Island	44005990000						
Rhode Island	44007000101						
Rhode Island	44007000102						
Rhode Island	44007000200						
Rhode Island	44007000300						
Rhode Island	44007000400						
Rhode Island	44007000500						
Rhode Island	44007000600						
Rhode Island	44007000700						
Rhode Island	44007000800						
Rhode Island	44007000900						
Rhode Island	44007001000						
Rhode Island	44007001100						
Rhode Island	44007001200						
Rhode Island	44007001300						
Rhode Island	44007001400						
Rhode Island	44007001500						
Rhode Island	44007001600						
Rhode Island	44007001700						
Rhode Island	44007001800						
Rhode Island	44007001900						

AMERICAN OVERSIGHT

State	2012-2016 ACS LIC Tract	Enter "YES" Below to Nominate LIC	2012-2016 Tract Poverty Rate	2012-2016 Tract Median Family Income	2012-2016 State Median Family Income	2012-2016 Core Based Statistical Area (CBSA) Median Family Income	Metro/Non-Metro
Rhode Island	44007002000						
Rhode Island	44007002101						
Rhode Island	44007002102						
Rhode Island	44007002200						
Rhode Island	44007002300						
Rhode Island	44007002400						
Rhode Island	44007002500						
Rhode Island	44007002600						
Rhode Island	44007002700						
Rhode Island	44007002800						
Rhode Island	44007002900						
Rhode Island	44007003100						
Rhode Island	44007003200						
Rhode Island	44007003300						
Rhode Island	44007003400						
Rhode Island	44007003500						
Rhode Island	44007003601						
Rhode Island	44007003602						
Rhode Island	44007003700						
Rhode Island	44007010101						
Rhode Island	44007010102						
Rhode Island	44007010200						
Rhode Island	44007010300						
Rhode Island	44007010400						
Rhode Island	44007010501						
Rhode Island	44007010502						
Rhode Island	44007010600						
Rhode Island	44007010701						
Rhode Island	44007010702						
Rhode Island	44007010800						
Rhode Island	44007010900						
Rhode Island	44007011000						
Rhode Island	44007011100						
Rhode Island	44007011200						
Rhode Island	44007011301						
Rhode Island	44007011302						
Rhode Island	44007011401						
Rhode Island	44007011402						
Rhode Island	44007011403						
Rhode Island	44007011500						
Rhode Island	44007011600						
Rhode Island	44007011701						
Rhode Island	44007011702						
Rhode Island	44007011800						
Rhode Island	44007011901						
Rhode Island	44007011902						
Rhode Island	44007012000						
Rhode Island	44007012102						

AMERICAN OVERSIGHT

State	2012-2016 ACS LIC Tract	Enter "YES" Below to Nominate LIC	2012-2016 Tract Poverty Rate	2012-2016 Tract Median Family Income	2012-2016 State Median Family Income	2012-2016 Core Based Statistical Area (CBSA) Median Family Income	Metro/Non-Metro
Rhode Island	44007012103						
Rhode Island	44007012104						
Rhode Island	44007012200						
Rhode Island	44007012300						
Rhode Island	44007012401						
Rhode Island	44007012402						
Rhode Island	44007012500						
Rhode Island	44007012601						
Rhode Island	44007012602						
Rhode Island	44007012701						
Rhode Island	44007012702						
Rhode Island	44007012801						
Rhode Island	44007012802						
Rhode Island	44007012803						
Rhode Island	44007012900						
Rhode Island	44007013001						
Rhode Island	44007013002						
Rhode Island	44007013101						
Rhode Island	44007013102						
Rhode Island	44007013201						
Rhode Island	44007013202						
Rhode Island	44007013300						
Rhode Island	44007013400						
Rhode Island	44007013500						
Rhode Island	44007013600						
Rhode Island	44007013701						
Rhode Island	44007013702						
Rhode Island	44007013800						
Rhode Island	44007013900						
Rhode Island	44007014000						
Rhode Island	44007014100						
Rhode Island	44007014200						
Rhode Island	44007014300						
Rhode Island	44007014400						
Rhode Island	44007014501						
Rhode Island	44007014502						
Rhode Island	44007014600						
Rhode Island	44007014700						
Rhode Island	44007014800						
Rhode Island	44007015000						
Rhode Island	44007015100						
Rhode Island	44007015200						
Rhode Island	44007015300						
Rhode Island	44007015400						
Rhode Island	44007015500						
Rhode Island	44007015600						
Rhode Island	44007015700						
Rhode Island	44007015800						

AMERICAN OVERSIGHT

State	2012-2016 ACS LIC Tract	Enter "YES" Below to Nominate LIC	2012-2016 Tract Poverty Rate	2012-2016 Tract Median Family Income	2012-2016 State Median Family Income	2012-2016 Core Based Statistical Area (CBSA) Median Family Income	Metro/Non-Metro
Rhode Island	44007015900						
Rhode Island	44007016000						
Rhode Island	44007016100						
Rhode Island	44007016300						
Rhode Island	44007016400						
Rhode Island	44007016500						
Rhode Island	44007016600						
Rhode Island	44007016700						
Rhode Island	44007016800						
Rhode Island	44007016900						
Rhode Island	44007017000						
Rhode Island	44007017100						
Rhode Island	44007017300						
Rhode Island	44007017400						
Rhode Island	44007017500						
Rhode Island	44007017600						
Rhode Island	44007017700						
Rhode Island	44007017800						
Rhode Island	44007017900						
Rhode Island	44007018000						
Rhode Island	44007018100						
Rhode Island	44007018200						
Rhode Island	44007018300						
Rhode Island	44007018400						
Rhode Island	44007018500						
Rhode Island	44009041500						
Rhode Island	44009050102						
Rhode Island	44009050103						
Rhode Island	44009050104						
Rhode Island	44009050301						
Rhode Island	44009050302						
Rhode Island	44009050401						
Rhode Island	44009050402						
Rhode Island	44009050500						
Rhode Island	44009050600						
Rhode Island	44009050700						
Rhode Island	44009050801						
Rhode Island	44009050802						
Rhode Island	44009050901						
Rhode Island	44009050902						
Rhode Island	44009051000						
Rhode Island	44009051101						
Rhode Island	44009051102						
Rhode Island	44009051201						
Rhode Island	44009051202						
Rhode Island	44009051302						
Rhode Island	44009051304						
Rhode Island	44009051305						

AMERICAN OVERSIGHT

State	2012-2016 ACS LIC Tract	Enter "YES" Below to Nominate LIC	2012-2016 Tract Poverty Rate	2012-2016 Tract Median Family Income	2012-2016 State Median Family Income	2012-2016 Core Based Statistical Area (CBSA) Median Family Income	Metro/Non-Metro
Rhode Island	44009051306						
Rhode Island	44009051400						
Rhode Island	44009051502						
Rhode Island	44009051503						
Rhode Island	44009051504						
Rhode Island	44009990100						
Rhode Island	44009990200						
South Carolina	45001950100						
South Carolina	45001950200						
South Carolina	45001950300						
South Carolina	45001950400						
South Carolina	45001950500						
South Carolina	45001950600						
South Carolina	45003020100						
South Carolina	45003020200						
South Carolina	45003020301						
South Carolina	45003020302						
South Carolina	45003020400						
South Carolina	45003020500						
South Carolina	45003020601						
South Carolina	45003020602						
South Carolina	45003020701						
South Carolina	45003020702						
South Carolina	45003020801						
South Carolina	45003020802						
South Carolina	45003020901						
South Carolina	45003020902						
South Carolina	45003021001						
South Carolina	45003021002						
South Carolina	45003021101						
South Carolina	45003021102						
South Carolina	45003021201						
South Carolina	45003021202						
South Carolina	45003021203						
South Carolina	45003021300						
South Carolina	45003021400						
South Carolina	45003021500						
South Carolina	45003021601						
South Carolina	45003021602						
South Carolina	45003021700						
South Carolina	45003021800						
South Carolina	45003021900						
South Carolina	45003022001						
South Carolina	45003022002						
South Carolina	45003022100						
South Carolina	45003980100						
South Carolina	45005970200						
South Carolina	45005970300						

AMERICAN OVERSIGHT

State	2012-2016 ACS LIC Tract	Enter "YES" Below to Nominate LIC	2012-2016 Tract Poverty Rate	2012-2016 Tract Median Family Income	2012-2016 State Median Family Income	2012-2016 Core Based Statistical Area (CBSA) Median Family Income	Metro/Non-Metro
South Carolina	45005970400						
South Carolina	45007000200						
South Carolina	45007000300						
South Carolina	45007000500						
South Carolina	45007000600						
South Carolina	45007000700						
South Carolina	45007000800						
South Carolina	45007000900						
South Carolina	45007001000						
South Carolina	45007001100						
South Carolina	45007010102						
South Carolina	45007010103						
South Carolina	45007010104						
South Carolina	45007010200						
South Carolina	45007010300						
South Carolina	45007010401						
South Carolina	45007010402						
South Carolina	45007010500						
South Carolina	45007010600						
South Carolina	45007010700						
South Carolina	45007010800						
South Carolina	45007010900						
South Carolina	45007011001						
South Carolina	45007011002						
South Carolina	45007011100						
South Carolina	45007011201						
South Carolina	45007011202						
South Carolina	45007011300						
South Carolina	45007011401						
South Carolina	45007011402						
South Carolina	45007011500						
South Carolina	45007011600						
South Carolina	45007011700						
South Carolina	45007011800						
South Carolina	45007011901						
South Carolina	45007011902						
South Carolina	45007012001						
South Carolina	45007012002						
South Carolina	45007012200						
South Carolina	45007012300						
South Carolina	45009960100						
South Carolina	45009960200						
South Carolina	45009960300						
South Carolina	45009960400						
South Carolina	45011970100						
South Carolina	45011970200						
South Carolina	45011970300						
South Carolina	45011970400						

AMERICAN OVERSIGHT

State	2012-2016 ACS LIC Tract	Enter "YES" Below to Nominate LIC	2012-2016 Tract Poverty Rate	2012-2016 Tract Median Family Income	2012-2016 State Median Family Income	2012-2016 Core Based Statistical Area (CBSA) Median Family Income	Metro/Non-Metro
South Carolina	45011970500						
South Carolina	45011980100						
South Carolina	45013000100						
South Carolina	45013000200						
South Carolina	45013000300						
South Carolina	45013000400						
South Carolina	45013000501						
South Carolina	45013000502						
South Carolina	45013000503						
South Carolina	45013000600						
South Carolina	45013000700						
South Carolina	45013000800						
South Carolina	45013000901						
South Carolina	45013000902						
South Carolina	45013000903						
South Carolina	45013001000						
South Carolina	45013001101						
South Carolina	45013001102						
South Carolina	45013001200						
South Carolina	45013002101						
South Carolina	45013002102						
South Carolina	45013002103						
South Carolina	45013002104						
South Carolina	45013002105						
South Carolina	45013002106						
South Carolina	45013002107						
South Carolina	45013002108						
South Carolina	45013002201						
South Carolina	45013002202						
South Carolina	45013010100						
South Carolina	45013010200						
South Carolina	45013010300						
South Carolina	45013010400						
South Carolina	45013010500						
South Carolina	45013010600						
South Carolina	45013010700						
South Carolina	45013010800						
South Carolina	45013010900						
South Carolina	45013011000						
South Carolina	45013011100						
South Carolina	45013011200						
South Carolina	45013011300						
South Carolina	45013990100						
South Carolina	45015020101						
South Carolina	45015020102						
South Carolina	45015020201						
South Carolina	45015020202						
South Carolina	45015020301						

AMERICAN OVERSIGHT

State	2012-2016 ACS LIC Tract	Enter "YES" Below to Nominate LIC	2012-2016 Tract Poverty Rate	2012-2016 Tract Median Family Income	2012-2016 State Median Family Income	2012-2016 Core Based Statistical Area (CBSA) Median Family Income	Metro/Non-Metro
South Carolina	45015020302						
South Carolina	45015020401						
South Carolina	45015020403						
South Carolina	45015020404						
South Carolina	45015020405						
South Carolina	45015020503						
South Carolina	45015020504						
South Carolina	45015020505						
South Carolina	45015020506						
South Carolina	45015020600						
South Carolina	45015020707						
South Carolina	45015020710						
South Carolina	45015020711						
South Carolina	45015020712						
South Carolina	45015020713						
South Carolina	45015020714						
South Carolina	45015020715						
South Carolina	45015020716						
South Carolina	45015020717						
South Carolina	45015020718						
South Carolina	45015020719						
South Carolina	45015020720						
South Carolina	45015020721						
South Carolina	45015020722						
South Carolina	45015020723						
South Carolina	45015020724						
South Carolina	45015020725						
South Carolina	45015020804						
South Carolina	45015020806						
South Carolina	45015020807						
South Carolina	45015020808						
South Carolina	45015020809						
South Carolina	45015020810						
South Carolina	45015020811						
South Carolina	45015020812						
South Carolina	45015020901						
South Carolina	45015020903						
South Carolina	45015020904						
South Carolina	45015021000						
South Carolina	45015980100						
South Carolina	45017950100						
South Carolina	45017950200						
South Carolina	45017950400						
South Carolina	45019000100						
South Carolina	45019000200						
South Carolina	45019000400						
South Carolina	45019000500						
South Carolina	45019000600						

AMERICAN OVERSIGHT

State	2012-2016 ACS LIC Tract	Enter "YES" Below to Nominate LIC	2012-2016 Tract Poverty Rate	2012-2016 Tract Median Family Income	2012-2016 State Median Family Income	2012-2016 Core Based Statistical Area (CBSA) Median Family Income	Metro/Non-Metro
South Carolina	45019000700						
South Carolina	45019000900						
South Carolina	45019001000						
South Carolina	45019001100						
South Carolina	45019001500						
South Carolina	45019001600						
South Carolina	45019001901						
South Carolina	45019001902						
South Carolina	45019002002						
South Carolina	45019002003						
South Carolina	45019002004						
South Carolina	45019002005						
South Carolina	45019002006						
South Carolina	45019002007						
South Carolina	45019002101						
South Carolina	45019002103						
South Carolina	45019002104						
South Carolina	45019002105						
South Carolina	45019002200						
South Carolina	45019002300						
South Carolina	45019002400						
South Carolina	45019002502						
South Carolina	45019002604						
South Carolina	45019002605						
South Carolina	45019002606						
South Carolina	45019002611						
South Carolina	45019002612						
South Carolina	45019002613						
South Carolina	45019002614						
South Carolina	45019002701						
South Carolina	45019002702						
South Carolina	45019002801						
South Carolina	45019002802						
South Carolina	45019002900						
South Carolina	45019003000						
South Carolina	45019003104						
South Carolina	45019003105						
South Carolina	45019003106						
South Carolina	45019003107						
South Carolina	45019003108						
South Carolina	45019003109						
South Carolina	45019003110						
South Carolina	45019003111						
South Carolina	45019003113						
South Carolina	45019003114						
South Carolina	45019003115						
South Carolina	45019003200						
South Carolina	45019003300						

AMERICAN OVERSIGHT

State	2012-2016 ACS LIC Tract	Enter "YES" Below to Nominate LIC	2012-2016 Tract Poverty Rate	2012-2016 Tract Median Family Income	2012-2016 State Median Family Income	2012-2016 Core Based Statistical Area (CBSA) Median Family Income	Metro/Non-Metro
South Carolina	45019003400						
South Carolina	45019003500						
South Carolina	45019003600						
South Carolina	45019003700						
South Carolina	45019003800						
South Carolina	45019003900						
South Carolina	45019004000						
South Carolina	45019004300						
South Carolina	45019004400						
South Carolina	45019004606						
South Carolina	45019004607						
South Carolina	45019004608						
South Carolina	45019004609						
South Carolina	45019004610						
South Carolina	45019004611						
South Carolina	45019004612						
South Carolina	45019004613						
South Carolina	45019004614						
South Carolina	45019004701						
South Carolina	45019004702						
South Carolina	45019004800						
South Carolina	45019004901						
South Carolina	45019004902						
South Carolina	45019005000						
South Carolina	45019005100						
South Carolina	45019005200						
South Carolina	45019005300						
South Carolina	45019005400						
South Carolina	45019005500						
South Carolina	45019005600						
South Carolina	45019005700						
South Carolina	45019005800						
South Carolina	45019990100						
South Carolina	45021970100						
South Carolina	45021970201						
South Carolina	45021970202						
South Carolina	45021970301						
South Carolina	45021970302						
South Carolina	45021970401						
South Carolina	45021970402						
South Carolina	45021970501						
South Carolina	45021970502						
South Carolina	45021970503						
South Carolina	45021970601						
South Carolina	45021970602						
South Carolina	45021970700						
South Carolina	45023020100						
South Carolina	45023020200						

AMERICAN OVERSIGHT

State	2012-2016 ACS LIC Tract	Enter "YES" Below to Nominate LIC	2012-2016 Tract Poverty Rate	2012-2016 Tract Median Family Income	2012-2016 State Median Family Income	2012-2016 Core Based Statistical Area (CBSA) Median Family Income	Metro/Non-Metro
South Carolina	45023020300						
South Carolina	45023020400						
South Carolina	45023020500						
South Carolina	45023020601						
South Carolina	45023020602						
South Carolina	45023020700						
South Carolina	45023020800						
South Carolina	45023020900						
South Carolina	45023021000						
South Carolina	45025950101						
South Carolina	45025950102						
South Carolina	45025950200						
South Carolina	45025950300						
South Carolina	45025950400						
South Carolina	45025950501						
South Carolina	45025950502						
South Carolina	45025950600						
South Carolina	45025950700						
South Carolina	45025950800						
South Carolina	45027960100						
South Carolina	45027960201						
South Carolina	45027960202						
South Carolina	45027960300						
South Carolina	45027960400						
South Carolina	45027960500						
South Carolina	45027960600						
South Carolina	45027960701						
South Carolina	45027960702						
South Carolina	45027960703						
South Carolina	45027960801						
South Carolina	45027960802						
South Carolina	45029970100						
South Carolina	45029970200						
South Carolina	45029970300						
South Carolina	45029970401						
South Carolina	45029970402						
South Carolina	45029970500						
South Carolina	45029970600						
South Carolina	45029970700						
South Carolina	45029970800						
South Carolina	45029990100						
South Carolina	45031010100						
South Carolina	45031010200						
South Carolina	45031010300						
South Carolina	45031010400						
South Carolina	45031010500						
South Carolina	45031010600						
South Carolina	45031010700						

AMERICAN OVERSIGHT

State	2012-2016 ACS LIC Tract	Enter "YES" Below to Nominate LIC	2012-2016 Tract Poverty Rate	2012-2016 Tract Median Family Income	2012-2016 State Median Family Income	2012-2016 Core Based Statistical Area (CBSA) Median Family Income	Metro/Non-Metro
South Carolina	45031010800						
South Carolina	45031010900						
South Carolina	45031011000						
South Carolina	45031011100						
South Carolina	45031011200						
South Carolina	45031011300						
South Carolina	45031011400						
South Carolina	45031011500						
South Carolina	45031011600						
South Carolina	45033970100						
South Carolina	45033970200						
South Carolina	45033970300						
South Carolina	45033970400						
South Carolina	45033970500						
South Carolina	45033970600						
South Carolina	45035010100						
South Carolina	45035010200						
South Carolina	45035010300						
South Carolina	45035010400						
South Carolina	45035010501						
South Carolina	45035010503						
South Carolina	45035010504						
South Carolina	45035010505						
South Carolina	45035010603						
South Carolina	45035010604						
South Carolina	45035010605						
South Carolina	45035010606						
South Carolina	45035010700						
South Carolina	45035010801						
South Carolina	45035010807						
South Carolina	45035010808						
South Carolina	45035010809						
South Carolina	45035010813						
South Carolina	45035010814						
South Carolina	45035010815						
South Carolina	45035010816						
South Carolina	45035010817						
South Carolina	45035010818						
South Carolina	45035010819						
South Carolina	45035010820						
South Carolina	45037970201						
South Carolina	45037970202						
South Carolina	45037970300						
South Carolina	45037970400						
South Carolina	45037970501						
South Carolina	45037970502						
South Carolina	45039960100						
South Carolina	45039960200						

AMERICAN OVERSIGHT

State	2012-2016 ACS LIC Tract	Enter "YES" Below to Nominate LIC	2012-2016 Tract Poverty Rate	2012-2016 Tract Median Family Income	2012-2016 State Median Family Income	2012-2016 Core Based Statistical Area (CBSA) Median Family Income	Metro/Non-Metro
South Carolina	45039960300						
South Carolina	45039960400						
South Carolina	45039960500						
South Carolina	45041000101						
South Carolina	45041000102						
South Carolina	45041000201						
South Carolina	45041000202						
South Carolina	45041000300						
South Carolina	45041000400						
South Carolina	45041000500						
South Carolina	45041000600						
South Carolina	45041000700						
South Carolina	45041000800						
South Carolina	45041000900						
South Carolina	45041001000						
South Carolina	45041001100						
South Carolina	45041001200						
South Carolina	45041001300						
South Carolina	45041001400						
South Carolina	45041001503						
South Carolina	45041001504						
South Carolina	45041001505						
South Carolina	45041001506						
South Carolina	45041001601						
South Carolina	45041001602						
South Carolina	45041001700						
South Carolina	45041001800						
South Carolina	45041001900						
South Carolina	45041002000						
South Carolina	45041002201						
South Carolina	45041002202						
South Carolina	45041002300						
South Carolina	45041002400						
South Carolina	45041002500						
South Carolina	45041002600						
South Carolina	45041980100						
South Carolina	45043920100						
South Carolina	45043920201						
South Carolina	45043920202						
South Carolina	45043920301						
South Carolina	45043920302						
South Carolina	45043920400						
South Carolina	45043920501						
South Carolina	45043920502						
South Carolina	45043920503						
South Carolina	45043920504						
South Carolina	45043920505						
South Carolina	45043920600						

AMERICAN OVERSIGHT

State	2012-2016 ACS LIC Tract	Enter "YES" Below to Nominate LIC	2012-2016 Tract Poverty Rate	2012-2016 Tract Median Family Income	2012-2016 State Median Family Income	2012-2016 Core Based Statistical Area (CBSA) Median Family Income	Metro/Non-Metro
South Carolina	45043920700						
South Carolina	45043920800						
South Carolina	45043990100						
South Carolina	45045000100						
South Carolina	45045000200						
South Carolina	45045000400						
South Carolina	45045000500						
South Carolina	45045000700						
South Carolina	45045000800						
South Carolina	45045000900						
South Carolina	45045001000						
South Carolina	45045001101						
South Carolina	45045001102						
South Carolina	45045001203						
South Carolina	45045001204						
South Carolina	45045001205						
South Carolina	45045001302						
South Carolina	45045001400						
South Carolina	45045001501						
South Carolina	45045001502						
South Carolina	45045001600						
South Carolina	45045001700						
South Carolina	45045001803						
South Carolina	45045001804						
South Carolina	45045001805						
South Carolina	45045001807						
South Carolina	45045001808						
South Carolina	45045001809						
South Carolina	45045001810						
South Carolina	45045001900						
South Carolina	45045002001						
South Carolina	45045002003						
South Carolina	45045002005						
South Carolina	45045002103						
South Carolina	45045002104						
South Carolina	45045002105						
South Carolina	45045002106						
South Carolina	45045002107						
South Carolina	45045002108						
South Carolina	45045002201						
South Carolina	45045002202						
South Carolina	45045002301						
South Carolina	45045002302						
South Carolina	45045002303						
South Carolina	45045002304						
South Carolina	45045002402						
South Carolina	45045002403						
South Carolina	45045002404						

AMERICAN OVERSIGHT

State	2012-2016 ACS LIC Tract	Enter "YES" Below to Nominate LIC	2012-2016 Tract Poverty Rate	2012-2016 Tract Median Family Income	2012-2016 State Median Family Income	2012-2016 Core Based Statistical Area (CBSA) Median Family Income	Metro/Non-Metro
South Carolina	45045002503						
South Carolina	45045002504						
South Carolina	45045002505						
South Carolina	45045002506						
South Carolina	45045002507						
South Carolina	45045002602						
South Carolina	45045002604						
South Carolina	45045002606						
South Carolina	45045002608						
South Carolina	45045002609						
South Carolina	45045002610						
South Carolina	45045002611						
South Carolina	45045002701						
South Carolina	45045002702						
South Carolina	45045002803						
South Carolina	45045002804						
South Carolina	45045002805						
South Carolina	45045002808						
South Carolina	45045002811						
South Carolina	45045002812						
South Carolina	45045002813						
South Carolina	45045002814						
South Carolina	45045002815						
South Carolina	45045002816						
South Carolina	45045002901						
South Carolina	45045002903						
South Carolina	45045002904						
South Carolina	45045002905						
South Carolina	45045003005						
South Carolina	45045003008						
South Carolina	45045003009						
South Carolina	45045003010						
South Carolina	45045003011						
South Carolina	45045003012						
South Carolina	45045003013						
South Carolina	45045003014						
South Carolina	45045003015						
South Carolina	45045003101						
South Carolina	45045003103						
South Carolina	45045003104						
South Carolina	45045003201						
South Carolina	45045003202						
South Carolina	45045003301						
South Carolina	45045003303						
South Carolina	45045003304						
South Carolina	45045003401						
South Carolina	45045003500						
South Carolina	45045003601						

AMERICAN OVERSIGHT

State	2012-2016 ACS LIC Tract	Enter "YES" Below to Nominate LIC	2012-2016 Tract Poverty Rate	2012-2016 Tract Median Family Income	2012-2016 State Median Family Income	2012-2016 Core Based Statistical Area (CBSA) Median Family Income	Metro/Non-Metro
South Carolina	45045003602						
South Carolina	45045003701						
South Carolina	45045003704						
South Carolina	45045003705						
South Carolina	45045003706						
South Carolina	45045003707						
South Carolina	45045003801						
South Carolina	45045003802						
South Carolina	45045003902						
South Carolina	45045003903						
South Carolina	45045003904						
South Carolina	45045004001						
South Carolina	45045004002						
South Carolina	45045004101						
South Carolina	45045004102						
South Carolina	45045004200						
South Carolina	45045004300						
South Carolina	45045004400						
South Carolina	45047970101						
South Carolina	45047970102						
South Carolina	45047970201						
South Carolina	45047970202						
South Carolina	45047970301						
South Carolina	45047970302						
South Carolina	45047970400						
South Carolina	45047970500						
South Carolina	45047970600						
South Carolina	45047970701						
South Carolina	45047970702						
South Carolina	45047970800						
South Carolina	45047970900						
South Carolina	45047971000						
South Carolina	45049920100						
South Carolina	45049920200						
South Carolina	45049920300						
South Carolina	45049920400						
South Carolina	45049920500						
South Carolina	45051010100						
South Carolina	45051020100						
South Carolina	45051020200						
South Carolina	45051020300						
South Carolina	45051030101						
South Carolina	45051030102						
South Carolina	45051030103						
South Carolina	45051040101						
South Carolina	45051040102						
South Carolina	45051040103						
South Carolina	45051040104						

AMERICAN OVERSIGHT

State	2012-2016 ACS LIC Tract	Enter "YES" Below to Nominate LIC	2012-2016 Tract Poverty Rate	2012-2016 Tract Median Family Income	2012-2016 State Median Family Income	2012-2016 Core Based Statistical Area (CBSA) Median Family Income	Metro/Non-Metro
South Carolina	45051040105						
South Carolina	45051040200						
South Carolina	45051040300						
South Carolina	45051040400						
South Carolina	45051040500						
South Carolina	45051050102						
South Carolina	45051050200						
South Carolina	45051050303						
South Carolina	45051050401						
South Carolina	45051050402						
South Carolina	45051050500						
South Carolina	45051050600						
South Carolina	45051050700						
South Carolina	45051050900						
South Carolina	45051051000						
South Carolina	45051051201						
South Carolina	45051051202						
South Carolina	45051051301						
South Carolina	45051051302						
South Carolina	45051051403						
South Carolina	45051051404						
South Carolina	45051051405						
South Carolina	45051051406						
South Carolina	45051051501						
South Carolina	45051051502						
South Carolina	45051051503						
South Carolina	45051051601						
South Carolina	45051051603						
South Carolina	45051051604						
South Carolina	45051051605						
South Carolina	45051051700						
South Carolina	45051060101						
South Carolina	45051060102						
South Carolina	45051060203						
South Carolina	45051060204						
South Carolina	45051060206						
South Carolina	45051060207						
South Carolina	45051060208						
South Carolina	45051060209						
South Carolina	45051060301						
South Carolina	45051060303						
South Carolina	45051060308						
South Carolina	45051060403						
South Carolina	45051060404						
South Carolina	45051060405						
South Carolina	45051060406						
South Carolina	45051070101						
South Carolina	45051070102						

AMERICAN OVERSIGHT

State	2012-2016 ACS LIC Tract	Enter "YES" Below to Nominate LIC	2012-2016 Tract Poverty Rate	2012-2016 Tract Median Family Income	2012-2016 State Median Family Income	2012-2016 Core Based Statistical Area (CBSA) Median Family Income	Metro/Non-Metro
South Carolina	45051070200						
South Carolina	45051070300						
South Carolina	45051070400						
South Carolina	45051070500						
South Carolina	45051070601						
South Carolina	45051070602						
South Carolina	45051070701						
South Carolina	45051070702						
South Carolina	45051080101						
South Carolina	45051080102						
South Carolina	45051080200						
South Carolina	45051980100						
South Carolina	45051990100						
South Carolina	45053950100						
South Carolina	45053950201						
South Carolina	45053950202						
South Carolina	45053950300						
South Carolina	45053990100						
South Carolina	45055970100						
South Carolina	45055970200						
South Carolina	45055970300						
South Carolina	45055970401						
South Carolina	45055970402						
South Carolina	45055970403						
South Carolina	45055970500						
South Carolina	45055970601						
South Carolina	45055970602						
South Carolina	45055970700						
South Carolina	45055970800						
South Carolina	45055970902						
South Carolina	45055970903						
South Carolina	45055970904						
South Carolina	45055970905						
South Carolina	45057010100						
South Carolina	45057010200						
South Carolina	45057010300						
South Carolina	45057010400						
South Carolina	45057010500						
South Carolina	45057010600						
South Carolina	45057010700						
South Carolina	45057010800						
South Carolina	45057010900						
South Carolina	45057011001						
South Carolina	45057011002						
South Carolina	45057011100						
South Carolina	45057011201						
South Carolina	45057011202						
South Carolina	45059920101						

AMERICAN OVERSIGHT

State	2012-2016 ACS LIC Tract	Enter "YES" Below to Nominate LIC	2012-2016 Tract Poverty Rate	2012-2016 Tract Median Family Income	2012-2016 State Median Family Income	2012-2016 Core Based Statistical Area (CBSA) Median Family Income	Metro/Non-Metro
South Carolina	45059920102						
South Carolina	45059920103						
South Carolina	45059920104						
South Carolina	45059920201						
South Carolina	45059920202						
South Carolina	45059920301						
South Carolina	45059920302						
South Carolina	45059920400						
South Carolina	45059920501						
South Carolina	45059920502						
South Carolina	45059920600						
South Carolina	45059920700						
South Carolina	45059920800						
South Carolina	45059920900						
South Carolina	45059921001						
South Carolina	45059921002						
South Carolina	45061920100						
South Carolina	45061920200						
South Carolina	45061920301						
South Carolina	45061920302						
South Carolina	45061920400						
South Carolina	45061920500						
South Carolina	45061920600						
South Carolina	45063020100						
South Carolina	45063020201						
South Carolina	45063020202						
South Carolina	45063020300						
South Carolina	45063020505						
South Carolina	45063020506						
South Carolina	45063020507						
South Carolina	45063020508						
South Carolina	45063020509						
South Carolina	45063020510						
South Carolina	45063020511						
South Carolina	45063020601						
South Carolina	45063020602						
South Carolina	45063020604						
South Carolina	45063020605						
South Carolina	45063020703						
South Carolina	45063020705						
South Carolina	45063020706						
South Carolina	45063020707						
South Carolina	45063020708						
South Carolina	45063020801						
South Carolina	45063020802						
South Carolina	45063020803						
South Carolina	45063020804						
South Carolina	45063020805						

AMERICAN OVERSIGHT

State	2012-2016 ACS LIC Tract	Enter "YES" Below to Nominate LIC	2012-2016 Tract Poverty Rate	2012-2016 Tract Median Family Income	2012-2016 State Median Family Income	2012-2016 Core Based Statistical Area (CBSA) Median Family Income	Metro/Non-Metro
South Carolina	45063020903						
South Carolina	45063020904						
South Carolina	45063020905						
South Carolina	45063020906						
South Carolina	45063020907						
South Carolina	45063020908						
South Carolina	45063021009						
South Carolina	45063021014						
South Carolina	45063021017						
South Carolina	45063021018						
South Carolina	45063021019						
South Carolina	45063021020						
South Carolina	45063021021						
South Carolina	45063021022						
South Carolina	45063021023						
South Carolina	45063021024						
South Carolina	45063021025						
South Carolina	45063021026						
South Carolina	45063021027						
South Carolina	45063021028						
South Carolina	45063021029						
South Carolina	45063021030						
South Carolina	45063021031						
South Carolina	45063021032						
South Carolina	45063021033						
South Carolina	45063021034						
South Carolina	45063021106						
South Carolina	45063021109						
South Carolina	45063021110						
South Carolina	45063021111						
South Carolina	45063021112						
South Carolina	45063021113						
South Carolina	45063021114						
South Carolina	45063021115						
South Carolina	45063021116						
South Carolina	45063021203						
South Carolina	45063021204						
South Carolina	45063021205						
South Carolina	45063021206						
South Carolina	45063021303						
South Carolina	45063021304						
South Carolina	45063021305						
South Carolina	45063021306						
South Carolina	45063021307						
South Carolina	45063021308						
South Carolina	45063021402						
South Carolina	45063021403						
South Carolina	45063021404						

AMERICAN OVERSIGHT

State	2012-2016 ACS LIC Tract	Enter "YES" Below to Nominate LIC	2012-2016 Tract Poverty Rate	2012-2016 Tract Median Family Income	2012-2016 State Median Family Income	2012-2016 Core Based Statistical Area (CBSA) Median Family Income	Metro/Non-Metro
South Carolina	45063980100						
South Carolina	45065920100						
South Carolina	45065920200						
South Carolina	45065920300						
South Carolina	45067950100						
South Carolina	45067950200						
South Carolina	45067950300						
South Carolina	45067950400						
South Carolina	45067950500						
South Carolina	45067950600						
South Carolina	45067950700						
South Carolina	45067950800						
South Carolina	45069960100						
South Carolina	45069960200						
South Carolina	45069960301						
South Carolina	45069960302						
South Carolina	45069960400						
South Carolina	45069960500						
South Carolina	45069960600						
South Carolina	45071950100						
South Carolina	45071950201						
South Carolina	45071950202						
South Carolina	45071950300						
South Carolina	45071950502						
South Carolina	45071950601						
South Carolina	45071950602						
South Carolina	45071950700						
South Carolina	45073030100						
South Carolina	45073030200						
South Carolina	45073030300						
South Carolina	45073030401						
South Carolina	45073030402						
South Carolina	45073030500						
South Carolina	45073030601						
South Carolina	45073030602						
South Carolina	45073030701						
South Carolina	45073030702						
South Carolina	45073030800						
South Carolina	45073030901						
South Carolina	45073030902						
South Carolina	45073031000						
South Carolina	45073031100						
South Carolina	45075010100						
South Carolina	45075010200						
South Carolina	45075010300						
South Carolina	45075010400						
South Carolina	45075010500						
South Carolina	45075010600						

AMERICAN OVERSIGHT

State	2012-2016 ACS LIC Tract	Enter "YES" Below to Nominate LIC	2012-2016 Tract Poverty Rate	2012-2016 Tract Median Family Income	2012-2016 State Median Family Income	2012-2016 Core Based Statistical Area (CBSA) Median Family Income	Metro/Non-Metro
South Carolina	45075010700						
South Carolina	45075010800						
South Carolina	45075010900						
South Carolina	45075011000						
South Carolina	45075011100						
South Carolina	45075011200						
South Carolina	45075011300						
South Carolina	45075011400						
South Carolina	45075011500						
South Carolina	45075011600						
South Carolina	45075011700						
South Carolina	45075011800						
South Carolina	45075011900						
South Carolina	45075012000						
South Carolina	45077010100						
South Carolina	45077010200						
South Carolina	45077010300						
South Carolina	45077010401						
South Carolina	45077010402						
South Carolina	45077010403						
South Carolina	45077010501						
South Carolina	45077010502						
South Carolina	45077010601						
South Carolina	45077010602						
South Carolina	45077010700						
South Carolina	45077010801						
South Carolina	45077010802						
South Carolina	45077010803						
South Carolina	45077010804						
South Carolina	45077010901						
South Carolina	45077010902						
South Carolina	45077010903						
South Carolina	45077011001						
South Carolina	45077011002						
South Carolina	45077011003						
South Carolina	45077011101						
South Carolina	45077011102						
South Carolina	45077011103						
South Carolina	45077011202						
South Carolina	45077011203						
South Carolina	45077011204						
South Carolina	45077011205						
South Carolina	45079000100						
South Carolina	45079000200						
South Carolina	45079000300						
South Carolina	45079000400						
South Carolina	45079000500						
South Carolina	45079000600						

AMERICAN OVERSIGHT

State	2012-2016 ACS LIC Tract	Enter "YES" Below to Nominate LIC	2012-2016 Tract Poverty Rate	2012-2016 Tract Median Family Income	2012-2016 State Median Family Income	2012-2016 Core Based Statistical Area (CBSA) Median Family Income	Metro/Non-Metro
South Carolina	45079000700						
South Carolina	45079000900						
South Carolina	45079001000						
South Carolina	45079001100						
South Carolina	45079001200						
South Carolina	45079001300						
South Carolina	45079001600						
South Carolina	45079002100						
South Carolina	45079002200						
South Carolina	45079002300						
South Carolina	45079002400						
South Carolina	45079002500						
South Carolina	45079002602						
South Carolina	45079002603						
South Carolina	45079002604						
South Carolina	45079002700						
South Carolina	45079002800						
South Carolina	45079002900						
South Carolina	45079003000						
South Carolina	45079003100						
South Carolina	45079010102						
South Carolina	45079010103						
South Carolina	45079010104						
South Carolina	45079010200						
South Carolina	45079010304						
South Carolina	45079010305						
South Carolina	45079010306						
South Carolina	45079010307						
South Carolina	45079010308						
South Carolina	45079010309						
South Carolina	45079010403						
South Carolina	45079010407						
South Carolina	45079010408						
South Carolina	45079010409						
South Carolina	45079010410						
South Carolina	45079010411						
South Carolina	45079010412						
South Carolina	45079010413						
South Carolina	45079010501						
South Carolina	45079010502						
South Carolina	45079010600						
South Carolina	45079010701						
South Carolina	45079010702						
South Carolina	45079010703						
South Carolina	45079010803						
South Carolina	45079010804						
South Carolina	45079010805						
South Carolina	45079010806						

AMERICAN OVERSIGHT

State	2012-2016 ACS LIC Tract	Enter "YES" Below to Nominate LIC	2012-2016 Tract Poverty Rate	2012-2016 Tract Median Family Income	2012-2016 State Median Family Income	2012-2016 Core Based Statistical Area (CBSA) Median Family Income	Metro/Non-Metro
South Carolina	45079010900						
South Carolina	45079011000						
South Carolina	45079011101						
South Carolina	45079011102						
South Carolina	45079011201						
South Carolina	45079011202						
South Carolina	45079011301						
South Carolina	45079011303						
South Carolina	45079011304						
South Carolina	45079011305						
South Carolina	45079011404						
South Carolina	45079011407						
South Carolina	45079011411						
South Carolina	45079011412						
South Carolina	45079011413						
South Carolina	45079011414						
South Carolina	45079011415						
South Carolina	45079011416						
South Carolina	45079011417						
South Carolina	45079011418						
South Carolina	45079011419						
South Carolina	45079011501						
South Carolina	45079011502						
South Carolina	45079011603						
South Carolina	45079011604						
South Carolina	45079011606						
South Carolina	45079011607						
South Carolina	45079011608						
South Carolina	45079011701						
South Carolina	45079011702						
South Carolina	45079011800						
South Carolina	45079011901						
South Carolina	45079011902						
South Carolina	45079012000						
South Carolina	45079980100						
South Carolina	45081960100						
South Carolina	45081960201						
South Carolina	45081960202						
South Carolina	45081960300						
South Carolina	45081960400						
South Carolina	45083020301						
South Carolina	45083020400						
South Carolina	45083020500						
South Carolina	45083020601						
South Carolina	45083020602						
South Carolina	45083020603						
South Carolina	45083020701						
South Carolina	45083020702						

AMERICAN OVERSIGHT

State	2012-2016 ACS LIC Tract	Enter "YES" Below to Nominate LIC	2012-2016 Tract Poverty Rate	2012-2016 Tract Median Family Income	2012-2016 State Median Family Income	2012-2016 Core Based Statistical Area (CBSA) Median Family Income	Metro/Non-Metro
South Carolina	45083020800						
South Carolina	45083020900						
South Carolina	45083021001						
South Carolina	45083021100						
South Carolina	45083021200						
South Carolina	45083021301						
South Carolina	45083021302						
South Carolina	45083021303						
South Carolina	45083021401						
South Carolina	45083021402						
South Carolina	45083021403						
South Carolina	45083021500						
South Carolina	45083021600						
South Carolina	45083021700						
South Carolina	45083021802						
South Carolina	45083021803						
South Carolina	45083021804						
South Carolina	45083021901						
South Carolina	45083021902						
South Carolina	45083022003						
South Carolina	45083022004						
South Carolina	45083022005						
South Carolina	45083022006						
South Carolina	45083022007						
South Carolina	45083022101						
South Carolina	45083022102						
South Carolina	45083022201						
South Carolina	45083022202						
South Carolina	45083022302						
South Carolina	45083022303						
South Carolina	45083022304						
South Carolina	45083022401						
South Carolina	45083022403						
South Carolina	45083022404						
South Carolina	45083022405						
South Carolina	45083022406						
South Carolina	45083022500						
South Carolina	45083022600						
South Carolina	45083022700						
South Carolina	45083022801						
South Carolina	45083022802						
South Carolina	45083022900						
South Carolina	45083023001						
South Carolina	45083023002						
South Carolina	45083023101						
South Carolina	45083023102						
South Carolina	45083023201						
South Carolina	45083023202						

AMERICAN OVERSIGHT

State	2012-2016 ACS LIC Tract	Enter "YES" Below to Nominate LIC	2012-2016 Tract Poverty Rate	2012-2016 Tract Median Family Income	2012-2016 State Median Family Income	2012-2016 Core Based Statistical Area (CBSA) Median Family Income	Metro/Non-Metro
South Carolina	45083023301						
South Carolina	45083023302						
South Carolina	45083023401						
South Carolina	45083023402						
South Carolina	45083023403						
South Carolina	45083023404						
South Carolina	45083023405						
South Carolina	45083023500						
South Carolina	45083023600						
South Carolina	45083023700						
South Carolina	45083023801						
South Carolina	45083023802						
South Carolina	45083023900						
South Carolina	45085000100						
South Carolina	45085000201						
South Carolina	45085000202						
South Carolina	45085000300						
South Carolina	45085000400						
South Carolina	45085000500						
South Carolina	45085000600						
South Carolina	45085000700						
South Carolina	45085000800						
South Carolina	45085000901						
South Carolina	45085000902						
South Carolina	45085001100						
South Carolina	45085001300						
South Carolina	45085001500						
South Carolina	45085001600						
South Carolina	45085001701						
South Carolina	45085001703						
South Carolina	45085001704						
South Carolina	45085001801						
South Carolina	45085001802						
South Carolina	45085001901						
South Carolina	45085001902						
South Carolina	45085002000						
South Carolina	45087030100						
South Carolina	45087030200						
South Carolina	45087030300						
South Carolina	45087030400						
South Carolina	45087030500						
South Carolina	45087030600						
South Carolina	45087030700						
South Carolina	45087030800						
South Carolina	45087030900						
South Carolina	45089970100						
South Carolina	45089970200						
South Carolina	45089970300						

AMERICAN OVERSIGHT

State	2012-2016 ACS LIC Tract	Enter "YES" Below to Nominate LIC	2012-2016 Tract Poverty Rate	2012-2016 Tract Median Family Income	2012-2016 State Median Family Income	2012-2016 Core Based Statistical Area (CBSA) Median Family Income	Metro/Non-Metro
South Carolina	45089970400						
South Carolina	45089970501						
South Carolina	45089970502						
South Carolina	45089970600						
South Carolina	45089970700						
South Carolina	45089970801						
South Carolina	45089970802						
South Carolina	45089970900						
South Carolina	45091060102						
South Carolina	45091060200						
South Carolina	45091060300						
South Carolina	45091060401						
South Carolina	45091060402						
South Carolina	45091060501						
South Carolina	45091060502						
South Carolina	45091060600						
South Carolina	45091060700						
South Carolina	45091060802						
South Carolina	45091060803						
South Carolina	45091060804						
South Carolina	45091060901						
South Carolina	45091060904						
South Carolina	45091060905						
South Carolina	45091060906						
South Carolina	45091060907						
South Carolina	45091061003						
South Carolina	45091061004						
South Carolina	45091061005						
South Carolina	45091061006						
South Carolina	45091061007						
South Carolina	45091061008						
South Carolina	45091061101						
South Carolina	45091061103						
South Carolina	45091061104						
South Carolina	45091061201						
South Carolina	45091061202						
South Carolina	45091061203						
South Carolina	45091061301						
South Carolina	45091061302						
South Carolina	45091061401						
South Carolina	45091061403						
South Carolina	45091061404						
South Carolina	45091061501						
South Carolina	45091061502						
South Carolina	45091061601						
South Carolina	45091061602						
South Carolina	45091061701						
South Carolina	45091061705						

AMERICAN OVERSIGHT

State	2012-2016 ACS LIC Tract	Enter "YES" Below to Nominate LIC	2012-2016 Tract Poverty Rate	2012-2016 Tract Median Family Income	2012-2016 State Median Family Income	2012-2016 Core Based Statistical Area (CBSA) Median Family Income	Metro/Non-Metro
South Carolina	45091061706						
South Carolina	45091061707						
South Carolina	45091061708						
South Carolina	45091061801						
South Carolina	45091061802						
South Carolina	45091061900						
South Dakota	46003973600						
South Dakota	46005956600						
South Dakota	46005956700						
South Dakota	46005956800						
South Dakota	46005956900						
South Dakota	46005957000						
South Dakota	46005957100						
South Dakota	46007941000						
South Dakota	46007941200						
South Dakota	46009967600						
South Dakota	46009967700						
South Dakota	46011958600						
South Dakota	46011958700						
South Dakota	46011958802						
South Dakota	46011958803						
South Dakota	46011958900						
South Dakota	46011959000						
South Dakota	46013951300						
South Dakota	46013951400						
South Dakota	46013951500						
South Dakota	46013951600						
South Dakota	46013951700						
South Dakota	46013951800						
South Dakota	46013951900						
South Dakota	46013952000						
South Dakota	46015973100						
South Dakota	46015973200						
South Dakota	46017940200						
South Dakota	46019967600						
South Dakota	46019967700						
South Dakota	46021964100						
South Dakota	46023940200						
South Dakota	46023940300						
South Dakota	46023970100						
South Dakota	46025955800						
South Dakota	46027965700						
South Dakota	46027965800						
South Dakota	46027965900						
South Dakota	46029954100						
South Dakota	46029954301						
South Dakota	46029954302						
South Dakota	46029954400						

AMERICAN OVERSIGHT

State	2012-2016 ACS LIC Tract	Enter "YES" Below to Nominate LIC	2012-2016 Tract Poverty Rate	2012-2016 Tract Median Family Income	2012-2016 State Median Family Income	2012-2016 Core Based Statistical Area (CBSA) Median Family Income	Metro/Non-Metro
South Dakota	46029954501						
South Dakota	46029954502						
South Dakota	46029954600						
South Dakota	46031941000						
South Dakota	46031941100						
South Dakota	46033965100						
South Dakota	46033965200						
South Dakota	46035962600						
South Dakota	46035962700						
South Dakota	46035962800						
South Dakota	46035962900						
South Dakota	46037952700						
South Dakota	46037952800						
South Dakota	46037952900						
South Dakota	46039953600						
South Dakota	46039953700						
South Dakota	46041941500						
South Dakota	46041941700						
South Dakota	46043969600						
South Dakota	46045962100						
South Dakota	46045962200						
South Dakota	46047964100						
South Dakota	46047964200						
South Dakota	46049961100						
South Dakota	46051953100						
South Dakota	46051953300						
South Dakota	46053971100						
South Dakota	46053971200						
South Dakota	46055960100						
South Dakota	46057955100						
South Dakota	46057955200						
South Dakota	46059975600						
South Dakota	46059975700						
South Dakota	46061964100						
South Dakota	46063968700						
South Dakota	46065977700						
South Dakota	46065977800						
South Dakota	46065977900						
South Dakota	46065978000						
South Dakota	46067968600						
South Dakota	46067968700						
South Dakota	46067968800						
South Dakota	46069976700						
South Dakota	46071941200						
South Dakota	46071961100						
South Dakota	46073974100						
South Dakota	46075091600						
South Dakota	46077958100						

AMERICAN OVERSIGHT

State	2012-2016 ACS LIC Tract	Enter "YES" Below to Nominate LIC	2012-2016 Tract Poverty Rate	2012-2016 Tract Median Family Income	2012-2016 State Median Family Income	2012-2016 Core Based Statistical Area (CBSA) Median Family Income	Metro/Non-Metro
South Dakota	46077958200						
South Dakota	46079960100						
South Dakota	46079960200						
South Dakota	46079960300						
South Dakota	46081966100						
South Dakota	46081966200						
South Dakota	46081966301						
South Dakota	46081966302						
South Dakota	46081966600						
South Dakota	46083010101						
South Dakota	46083010102						
South Dakota	46083010103						
South Dakota	46083010104						
South Dakota	46083010105						
South Dakota	46083010106						
South Dakota	46083010107						
South Dakota	46083010108						
South Dakota	46083010200						
South Dakota	46083010300						
South Dakota	46083010400						
South Dakota	46085940100						
South Dakota	46085972600						
South Dakota	46087964600						
South Dakota	46087964700						
South Dakota	46089963100						
South Dakota	46091950800						
South Dakota	46093020200						
South Dakota	46093020301						
South Dakota	46093020302						
South Dakota	46093020400						
South Dakota	46093020500						
South Dakota	46095940300						
South Dakota	46097961600						
South Dakota	46099000100						
South Dakota	46099000201						
South Dakota	46099000202						
South Dakota	46099000300						
South Dakota	46099000401						
South Dakota	46099000405						
South Dakota	46099000406						
South Dakota	46099000407						
South Dakota	46099000408						
South Dakota	46099000500						
South Dakota	46099000600						
South Dakota	46099000700						
South Dakota	46099000900						
South Dakota	46099001001						
South Dakota	46099001002						

AMERICAN OVERSIGHT

State	2012-2016 ACS LIC Tract	Enter "YES" Below to Nominate LIC	2012-2016 Tract Poverty Rate	2012-2016 Tract Median Family Income	2012-2016 State Median Family Income	2012-2016 Core Based Statistical Area (CBSA) Median Family Income	Metro/Non-Metro
South Dakota	46099001101						
South Dakota	46099001105						
South Dakota	46099001106						
South Dakota	46099001107						
South Dakota	46099001108						
South Dakota	46099001200						
South Dakota	46099001500						
South Dakota	46099001600						
South Dakota	46099001700						
South Dakota	46099001801						
South Dakota	46099001803						
South Dakota	46099001804						
South Dakota	46099001901						
South Dakota	46099001902						
South Dakota	46099010101						
South Dakota	46099010102						
South Dakota	46099010200						
South Dakota	46099010300						
South Dakota	46099010401						
South Dakota	46099010402						
South Dakota	46099010403						
South Dakota	46099010404						
South Dakota	46099010405						
South Dakota	46099010406						
South Dakota	46099010501						
South Dakota	46099010502						
South Dakota	46099010600						
South Dakota	46101959600						
South Dakota	46101959700						
South Dakota	46103010200						
South Dakota	46103010300						
South Dakota	46103010400						
South Dakota	46103010500						
South Dakota	46103010600						
South Dakota	46103010700						
South Dakota	46103010800						
South Dakota	46103010903						
South Dakota	46103010904						
South Dakota	46103010905						
South Dakota	46103010906						
South Dakota	46103010907						
South Dakota	46103011001						
South Dakota	46103011002						
South Dakota	46103011004						
South Dakota	46103011005						
South Dakota	46103011100						
South Dakota	46103011200						
South Dakota	46103011300						

AMERICAN OVERSIGHT

State	2012-2016 ACS LIC Tract	Enter "YES" Below to Nominate LIC	2012-2016 Tract Poverty Rate	2012-2016 Tract Median Family Income	2012-2016 State Median Family Income	2012-2016 Core Based Statistical Area (CBSA) Median Family Income	Metro/Non-Metro
South Dakota	46103011400						
South Dakota	46103011500						
South Dakota	46103011600						
South Dakota	46103011700						
South Dakota	46105968300						
South Dakota	46107000100						
South Dakota	46109940400						
South Dakota	46109940700						
South Dakota	46109940800						
South Dakota	46109950400						
South Dakota	46111962100						
South Dakota	46113940500						
South Dakota	46113940800						
South Dakota	46113940900						
South Dakota	46115000100						
South Dakota	46115000200						
South Dakota	46115000300						
South Dakota	46117960100						
South Dakota	46119979100						
South Dakota	46121940100						
South Dakota	46121940200						
South Dakota	46123971600						
South Dakota	46123971700						
South Dakota	46125965100						
South Dakota	46125965200						
South Dakota	46127020100						
South Dakota	46127020200						
South Dakota	46127020300						
South Dakota	46129965100						
South Dakota	46129965200						
South Dakota	46135966100						
South Dakota	46135966200						
South Dakota	46135966301						
South Dakota	46135966302						
South Dakota	46135966400						
South Dakota	46137941600						
Tennessee	47001020100						
Tennessee	47001020201						
Tennessee	47001020202						
Tennessee	47001020300						
Tennessee	47001020400						
Tennessee	47001020500						
Tennessee	47001020600						
Tennessee	47001020700						
Tennessee	47001020800						
Tennessee	47001020901						
Tennessee	47001020902						
Tennessee	47001021000						

AMERICAN OVERSIGHT

State	2012-2016 ACS LIC Tract	Enter "YES" Below to Nominate LIC	2012-2016 Tract Poverty Rate	2012-2016 Tract Median Family Income	2012-2016 State Median Family Income	2012-2016 Core Based Statistical Area (CBSA) Median Family Income	Metro/Non-Metro
Tennessee	47001021100						
Tennessee	47001021201						
Tennessee	47001021202						
Tennessee	47001021301						
Tennessee	47001021302						
Tennessee	47001980100						
Tennessee	47003950100						
Tennessee	47003950200						
Tennessee	47003950300						
Tennessee	47003950401						
Tennessee	47003950402						
Tennessee	47003950500						
Tennessee	47003950600						
Tennessee	47003950700						
Tennessee	47003950800						
Tennessee	47005963000						
Tennessee	47005963100						
Tennessee	47005963200						
Tennessee	47005963300						
Tennessee	47005963400						
Tennessee	47007953000						
Tennessee	47007953100						
Tennessee	47007953200						
Tennessee	47009010100						
Tennessee	47009010200						
Tennessee	47009010301						
Tennessee	47009010302						
Tennessee	47009010400						
Tennessee	47009010500						
Tennessee	47009010600						
Tennessee	47009010700						
Tennessee	47009010800						
Tennessee	47009010900						
Tennessee	47009011001						
Tennessee	47009011002						
Tennessee	47009011101						
Tennessee	47009011102						
Tennessee	47009011200						
Tennessee	47009011301						
Tennessee	47009011302						
Tennessee	47009011401						
Tennessee	47009011402						
Tennessee	47009011501						
Tennessee	47009011502						
Tennessee	47009011503						
Tennessee	47009011602						
Tennessee	47009011603						
Tennessee	47009011604						

AMERICAN OVERSIGHT

State	2012-2016 ACS LIC Tract	Enter "YES" Below to Nominate LIC	2012-2016 Tract Poverty Rate	2012-2016 Tract Median Family Income	2012-2016 State Median Family Income	2012-2016 Core Based Statistical Area (CBSA) Median Family Income	Metro/Non-Metro
Tennessee	47009011605						
Tennessee	47009980100						
Tennessee	47009980200						
Tennessee	47011010100						
Tennessee	47011010200						
Tennessee	47011010300						
Tennessee	47011010400						
Tennessee	47011010500						
Tennessee	47011010600						
Tennessee	47011010700						
Tennessee	47011010800						
Tennessee	47011010900						
Tennessee	47011011000						
Tennessee	47011011100						
Tennessee	47011011201						
Tennessee	47011011202						
Tennessee	47011011300						
Tennessee	47011011401						
Tennessee	47011011402						
Tennessee	47011011500						
Tennessee	47011011601						
Tennessee	47011011602						
Tennessee	47013950100						
Tennessee	47013950200						
Tennessee	47013950300						
Tennessee	47013950400						
Tennessee	47013950500						
Tennessee	47013950600						
Tennessee	47013950700						
Tennessee	47013950800						
Tennessee	47013950900						
Tennessee	47013951000						
Tennessee	47013951100						
Tennessee	47015960100						
Tennessee	47015960200						
Tennessee	47015960300						
Tennessee	47017962000						
Tennessee	47017962100						
Tennessee	47017962201						
Tennessee	47017962202						
Tennessee	47017962300						
Tennessee	47017962400						
Tennessee	47017962500						
Tennessee	47017980100						
Tennessee	47019070100						
Tennessee	47019070200						
Tennessee	47019070300						
Tennessee	47019070400						

AMERICAN OVERSIGHT

State	2012-2016 ACS LIC Tract	Enter "YES" Below to Nominate LIC	2012-2016 Tract Poverty Rate	2012-2016 Tract Median Family Income	2012-2016 State Median Family Income	2012-2016 Core Based Statistical Area (CBSA) Median Family Income	Metro/Non-Metro
Tennessee	47019070500						
Tennessee	47019070600						
Tennessee	47019070700						
Tennessee	47019070800						
Tennessee	47019070900						
Tennessee	47019071000						
Tennessee	47019071100						
Tennessee	47019071200						
Tennessee	47019071300						
Tennessee	47019071400						
Tennessee	47019071500						
Tennessee	47019071600						
Tennessee	47019071700						
Tennessee	47021070102						
Tennessee	47021070103						
Tennessee	47021070104						
Tennessee	47021070201						
Tennessee	47021070202						
Tennessee	47021070203						
Tennessee	47021070300						
Tennessee	47021070401						
Tennessee	47021070402						
Tennessee	47023970100						
Tennessee	47023970200						
Tennessee	47023970300						
Tennessee	47025970100						
Tennessee	47025970200						
Tennessee	47025970300						
Tennessee	47025970400						
Tennessee	47025970500						
Tennessee	47025970600						
Tennessee	47025970700						
Tennessee	47025970800						
Tennessee	47025970900						
Tennessee	47027955000						
Tennessee	47027955100						
Tennessee	47029920100						
Tennessee	47029920200						
Tennessee	47029920300						
Tennessee	47029920400						
Tennessee	47029920501						
Tennessee	47029920502						
Tennessee	47029920600						
Tennessee	47029920700						
Tennessee	47029980100						
Tennessee	47031970100						
Tennessee	47031970200						
Tennessee	47031970300						

AMERICAN OVERSIGHT

State	2012-2016 ACS LIC Tract	Enter "YES" Below to Nominate LIC	2012-2016 Tract Poverty Rate	2012-2016 Tract Median Family Income	2012-2016 State Median Family Income	2012-2016 Core Based Statistical Area (CBSA) Median Family Income	Metro/Non-Metro
Tennessee	47031970400						
Tennessee	47031970500						
Tennessee	47031970600						
Tennessee	47031970700						
Tennessee	47031970801						
Tennessee	47031970802						
Tennessee	47031970900						
Tennessee	47031971000						
Tennessee	47031980100						
Tennessee	47033961000						
Tennessee	47033961100						
Tennessee	47033961200						
Tennessee	47033961300						
Tennessee	47033961400						
Tennessee	47035970101						
Tennessee	47035970102						
Tennessee	47035970200						
Tennessee	47035970301						
Tennessee	47035970302						
Tennessee	47035970400						
Tennessee	47035970501						
Tennessee	47035970502						
Tennessee	47035970601						
Tennessee	47035970602						
Tennessee	47035970603						
Tennessee	47035970701						
Tennessee	47035970702						
Tennessee	47035970800						
Tennessee	47037010103						
Tennessee	47037010104						
Tennessee	47037010105						
Tennessee	47037010106						
Tennessee	47037010201						
Tennessee	47037010202						
Tennessee	47037010301						
Tennessee	47037010302						
Tennessee	47037010303						
Tennessee	47037010401						
Tennessee	47037010402						
Tennessee	47037010501						
Tennessee	47037010502						
Tennessee	47037010601						
Tennessee	47037010602						
Tennessee	47037010701						
Tennessee	47037010702						
Tennessee	47037010801						
Tennessee	47037010802						
Tennessee	47037010901						

AMERICAN OVERSIGHT

State	2012-2016 ACS LIC Tract	Enter "YES" Below to Nominate LIC	2012-2016 Tract Poverty Rate	2012-2016 Tract Median Family Income	2012-2016 State Median Family Income	2012-2016 Core Based Statistical Area (CBSA) Median Family Income	Metro/Non-Metro
Tennessee	47037010903						
Tennessee	47037010904						
Tennessee	47037011001						
Tennessee	47037011002						
Tennessee	47037011100						
Tennessee	47037011200						
Tennessee	47037011300						
Tennessee	47037011400						
Tennessee	47037011500						
Tennessee	47037011600						
Tennessee	47037011700						
Tennessee	47037011800						
Tennessee	47037011900						
Tennessee	47037012100						
Tennessee	47037012200						
Tennessee	47037012600						
Tennessee	47037012701						
Tennessee	47037012702						
Tennessee	47037012801						
Tennessee	47037012802						
Tennessee	47037013000						
Tennessee	47037013100						
Tennessee	47037013201						
Tennessee	47037013202						
Tennessee	47037013300						
Tennessee	47037013400						
Tennessee	47037013500						
Tennessee	47037013601						
Tennessee	47037013602						
Tennessee	47037013700						
Tennessee	47037013800						
Tennessee	47037013900						
Tennessee	47037014200						
Tennessee	47037014300						
Tennessee	47037014400						
Tennessee	47037014800						
Tennessee	47037015100						
Tennessee	47037015200						
Tennessee	47037015300						
Tennessee	47037015401						
Tennessee	47037015402						
Tennessee	47037015404						
Tennessee	47037015405						
Tennessee	47037015501						
Tennessee	47037015502						
Tennessee	47037015609						
Tennessee	47037015610						
Tennessee	47037015612						

AMERICAN OVERSIGHT

State	2012-2016 ACS LIC Tract	Enter "YES" Below to Nominate LIC	2012-2016 Tract Poverty Rate	2012-2016 Tract Median Family Income	2012-2016 State Median Family Income	2012-2016 Core Based Statistical Area (CBSA) Median Family Income	Metro/Non-Metro
Tennessee	47037015613						
Tennessee	47037015614						
Tennessee	47037015615						
Tennessee	47037015617						
Tennessee	47037015618						
Tennessee	47037015619						
Tennessee	47037015620						
Tennessee	47037015622						
Tennessee	47037015623						
Tennessee	47037015624						
Tennessee	47037015625						
Tennessee	47037015626						
Tennessee	47037015627						
Tennessee	47037015628						
Tennessee	47037015629						
Tennessee	47037015630						
Tennessee	47037015631						
Tennessee	47037015700						
Tennessee	47037015802						
Tennessee	47037015803						
Tennessee	47037015804						
Tennessee	47037015900						
Tennessee	47037016000						
Tennessee	47037016100						
Tennessee	47037016200						
Tennessee	47037016300						
Tennessee	47037016400						
Tennessee	47037016500						
Tennessee	47037016600						
Tennessee	47037016700						
Tennessee	47037016800						
Tennessee	47037016900						
Tennessee	47037017000						
Tennessee	47037017100						
Tennessee	47037017200						
Tennessee	47037017300						
Tennessee	47037017401						
Tennessee	47037017402						
Tennessee	47037017500						
Tennessee	47037017701						
Tennessee	47037017702						
Tennessee	47037017800						
Tennessee	47037017901						
Tennessee	47037017902						
Tennessee	47037018000						
Tennessee	47037018101						
Tennessee	47037018102						
Tennessee	47037018201						

AMERICAN OVERSIGHT

State	2012-2016 ACS LIC Tract	Enter "YES" Below to Nominate LIC	2012-2016 Tract Poverty Rate	2012-2016 Tract Median Family Income	2012-2016 State Median Family Income	2012-2016 Core Based Statistical Area (CBSA) Median Family Income	Metro/Non-Metro
Tennessee	47037018202						
Tennessee	47037018203						
Tennessee	47037018301						
Tennessee	47037018302						
Tennessee	47037018401						
Tennessee	47037018404						
Tennessee	47037018405						
Tennessee	47037018407						
Tennessee	47037018408						
Tennessee	47037018409						
Tennessee	47037018410						
Tennessee	47037018500						
Tennessee	47037018601						
Tennessee	47037018602						
Tennessee	47037018700						
Tennessee	47037018801						
Tennessee	47037018803						
Tennessee	47037018804						
Tennessee	47037018901						
Tennessee	47037018902						
Tennessee	47037018904						
Tennessee	47037018905						
Tennessee	47037019003						
Tennessee	47037019004						
Tennessee	47037019005						
Tennessee	47037019006						
Tennessee	47037019105						
Tennessee	47037019106						
Tennessee	47037019108						
Tennessee	47037019109						
Tennessee	47037019110						
Tennessee	47037019111						
Tennessee	47037019112						
Tennessee	47037019114						
Tennessee	47037019115						
Tennessee	47037019116						
Tennessee	47037019117						
Tennessee	47037019118						
Tennessee	47037019200						
Tennessee	47037019300						
Tennessee	47037019400						
Tennessee	47037019500						
Tennessee	47037019600						
Tennessee	47037980100						
Tennessee	47037980200						
Tennessee	47039955001						
Tennessee	47039955002						
Tennessee	47039955101						

AMERICAN OVERSIGHT

State	2012-2016 ACS LIC Tract	Enter "YES" Below to Nominate LIC	2012-2016 Tract Poverty Rate	2012-2016 Tract Median Family Income	2012-2016 State Median Family Income	2012-2016 Core Based Statistical Area (CBSA) Median Family Income	Metro/Non-Metro
Tennessee	47039955102						
Tennessee	47041920101						
Tennessee	47041920102						
Tennessee	47041920200						
Tennessee	47041920300						
Tennessee	47043060100						
Tennessee	47043060200						
Tennessee	47043060300						
Tennessee	47043060401						
Tennessee	47043060402						
Tennessee	47043060501						
Tennessee	47043060502						
Tennessee	47043060601						
Tennessee	47043060602						
Tennessee	47043060700						
Tennessee	47045964000						
Tennessee	47045964200						
Tennessee	47045964300						
Tennessee	47045964400						
Tennessee	47045964500						
Tennessee	47045964600						
Tennessee	47045964800						
Tennessee	47045964900						
Tennessee	47047060300						
Tennessee	47047060401						
Tennessee	47047060402						
Tennessee	47047060403						
Tennessee	47047060404						
Tennessee	47047060501						
Tennessee	47047060502						
Tennessee	47047060600						
Tennessee	47047060701						
Tennessee	47047060702						
Tennessee	47047060800						
Tennessee	47049965000						
Tennessee	47049965100						
Tennessee	47049965200						
Tennessee	47049965300						
Tennessee	47051960100						
Tennessee	47051960201						
Tennessee	47051960202						
Tennessee	47051960300						
Tennessee	47051960400						
Tennessee	47051960500						
Tennessee	47051960600						
Tennessee	47051960700						
Tennessee	47051960800						
Tennessee	47053966100						

AMERICAN OVERSIGHT

State	2012-2016 ACS LIC Tract	Enter "YES" Below to Nominate LIC	2012-2016 Tract Poverty Rate	2012-2016 Tract Median Family Income	2012-2016 State Median Family Income	2012-2016 Core Based Statistical Area (CBSA) Median Family Income	Metro/Non-Metro
Tennessee	47053966200						
Tennessee	47053966300						
Tennessee	47053966400						
Tennessee	47053966500						
Tennessee	47053966600						
Tennessee	47053966700						
Tennessee	47053966800						
Tennessee	47053966900						
Tennessee	47053967000						
Tennessee	47053967100						
Tennessee	47053967300						
Tennessee	47053967400						
Tennessee	47053980100						
Tennessee	47055920100						
Tennessee	47055920200						
Tennessee	47055920300						
Tennessee	47055920400						
Tennessee	47055920500						
Tennessee	47055920600						
Tennessee	47055920700						
Tennessee	47055920800						
Tennessee	47057500100						
Tennessee	47057500200						
Tennessee	47057500300						
Tennessee	47057500401						
Tennessee	47057500402						
Tennessee	47059090100						
Tennessee	47059090200						
Tennessee	47059090300						
Tennessee	47059090400						
Tennessee	47059090500						
Tennessee	47059090600						
Tennessee	47059090700						
Tennessee	47059090800						
Tennessee	47059090900						
Tennessee	47059091000						
Tennessee	47059091100						
Tennessee	47059091200						
Tennessee	47059091300						
Tennessee	47059091400						
Tennessee	47059091500						
Tennessee	47061955000						
Tennessee	47061955100						
Tennessee	47061955200						
Tennessee	47061955300						
Tennessee	47063100100						
Tennessee	47063100200						
Tennessee	47063100300						

AMERICAN OVERSIGHT

State	2012-2016 ACS LIC Tract	Enter "YES" Below to Nominate LIC	2012-2016 Tract Poverty Rate	2012-2016 Tract Median Family Income	2012-2016 State Median Family Income	2012-2016 Core Based Statistical Area (CBSA) Median Family Income	Metro/Non-Metro
Tennessee	47063100400						
Tennessee	47063100500						
Tennessee	47063100600						
Tennessee	47063100700						
Tennessee	47063100800						
Tennessee	47063100900						
Tennessee	47063101000						
Tennessee	47063101100						
Tennessee	47063101200						
Tennessee	47065000400						
Tennessee	47065000600						
Tennessee	47065000700						
Tennessee	47065000800						
Tennessee	47065001100						
Tennessee	47065001200						
Tennessee	47065001300						
Tennessee	47065001400						
Tennessee	47065001600						
Tennessee	47065001800						
Tennessee	47065001900						
Tennessee	47065002000						
Tennessee	47065002300						
Tennessee	47065002400						
Tennessee	47065002500						
Tennessee	47065002600						
Tennessee	47065002800						
Tennessee	47065002900						
Tennessee	47065003000						
Tennessee	47065003100						
Tennessee	47065003200						
Tennessee	47065003300						
Tennessee	47065003400						
Tennessee	47065010101						
Tennessee	47065010103						
Tennessee	47065010104						
Tennessee	47065010201						
Tennessee	47065010202						
Tennessee	47065010303						
Tennessee	47065010304						
Tennessee	47065010305						
Tennessee	47065010306						
Tennessee	47065010307						
Tennessee	47065010411						
Tennessee	47065010412						
Tennessee	47065010413						
Tennessee	47065010431						
Tennessee	47065010432						
Tennessee	47065010433						

AMERICAN OVERSIGHT

State	2012-2016 ACS LIC Tract	Enter "YES" Below to Nominate LIC	2012-2016 Tract Poverty Rate	2012-2016 Tract Median Family Income	2012-2016 State Median Family Income	2012-2016 Core Based Statistical Area (CBSA) Median Family Income	Metro/Non-Metro
Tennessee	47065010434						
Tennessee	47065010435						
Tennessee	47065010501						
Tennessee	47065010502						
Tennessee	47065010600						
Tennessee	47065010700						
Tennessee	47065010800						
Tennessee	47065010901						
Tennessee	47065010902						
Tennessee	47065010903						
Tennessee	47065011001						
Tennessee	47065011002						
Tennessee	47065011100						
Tennessee	47065011201						
Tennessee	47065011203						
Tennessee	47065011204						
Tennessee	47065011311						
Tennessee	47065011314						
Tennessee	47065011321						
Tennessee	47065011323						
Tennessee	47065011324						
Tennessee	47065011325						
Tennessee	47065011326						
Tennessee	47065011402						
Tennessee	47065011411						
Tennessee	47065011413						
Tennessee	47065011442						
Tennessee	47065011443						
Tennessee	47065011444						
Tennessee	47065011445						
Tennessee	47065011446						
Tennessee	47065011447						
Tennessee	47065011600						
Tennessee	47065011700						
Tennessee	47065011800						
Tennessee	47065011900						
Tennessee	47065012000						
Tennessee	47065012100						
Tennessee	47065012200						
Tennessee	47065012300						
Tennessee	47065012400						
Tennessee	47065980100						
Tennessee	47065980200						
Tennessee	47067960500						
Tennessee	47067960600						
Tennessee	47069950100						
Tennessee	47069950200						
Tennessee	47069950300						

AMERICAN OVERSIGHT

State	2012-2016 ACS LIC Tract	Enter "YES" Below to Nominate LIC	2012-2016 Tract Poverty Rate	2012-2016 Tract Median Family Income	2012-2016 State Median Family Income	2012-2016 Core Based Statistical Area (CBSA) Median Family Income	Metro/Non-Metro
Tennessee	47069950400						
Tennessee	47069950500						
Tennessee	47069950600						
Tennessee	47071920100						
Tennessee	47071920200						
Tennessee	47071920300						
Tennessee	47071920400						
Tennessee	47071920500						
Tennessee	47071920600						
Tennessee	47073050100						
Tennessee	47073050200						
Tennessee	47073050301						
Tennessee	47073050302						
Tennessee	47073050400						
Tennessee	47073050501						
Tennessee	47073050502						
Tennessee	47073050503						
Tennessee	47073050601						
Tennessee	47073050602						
Tennessee	47073050700						
Tennessee	47073050800						
Tennessee	47073050900						
Tennessee	47075930100						
Tennessee	47075930200						
Tennessee	47075930301						
Tennessee	47075930302						
Tennessee	47075930400						
Tennessee	47075930500						
Tennessee	47077975000						
Tennessee	47077975100						
Tennessee	47077975200						
Tennessee	47077975300						
Tennessee	47077975400						
Tennessee	47077975500						
Tennessee	47079969000						
Tennessee	47079969100						
Tennessee	47079969200						
Tennessee	47079969300						
Tennessee	47079969400						
Tennessee	47079969500						
Tennessee	47079969600						
Tennessee	47079969700						
Tennessee	47079969800						
Tennessee	47081950100						
Tennessee	47081950200						
Tennessee	47081950301						
Tennessee	47081950302						
Tennessee	47081950400						

AMERICAN OVERSIGHT

State	2012-2016 ACS LIC Tract	Enter "YES" Below to Nominate LIC	2012-2016 Tract Poverty Rate	2012-2016 Tract Median Family Income	2012-2016 State Median Family Income	2012-2016 Core Based Statistical Area (CBSA) Median Family Income	Metro/Non-Metro
Tennessee	47081950500						
Tennessee	47083120100						
Tennessee	47083120200						
Tennessee	47083120300						
Tennessee	47085130100						
Tennessee	47085130200						
Tennessee	47085130300						
Tennessee	47085130400						
Tennessee	47085130500						
Tennessee	47087960100						
Tennessee	47087960200						
Tennessee	47087960300						
Tennessee	47087960400						
Tennessee	47089070100						
Tennessee	47089070200						
Tennessee	47089070300						
Tennessee	47089070400						
Tennessee	47089070500						
Tennessee	47089070600						
Tennessee	47089070700						
Tennessee	47089070800						
Tennessee	47089070900						
Tennessee	47091956000						
Tennessee	47091956100						
Tennessee	47091956200						
Tennessee	47091956300						
Tennessee	47091956400						
Tennessee	47093000100						
Tennessee	47093000800						
Tennessee	47093000901						
Tennessee	47093000902						
Tennessee	47093001400						
Tennessee	47093001500						
Tennessee	47093001600						
Tennessee	47093001700						
Tennessee	47093001800						
Tennessee	47093001900						
Tennessee	47093002000						
Tennessee	47093002100						
Tennessee	47093002200						
Tennessee	47093002300						
Tennessee	47093002400						
Tennessee	47093002600						
Tennessee	47093002700						
Tennessee	47093002800						
Tennessee	47093002900						
Tennessee	47093003000						
Tennessee	47093003100						

AMERICAN OVERSIGHT

State	2012-2016 ACS LIC Tract	Enter "YES" Below to Nominate LIC	2012-2016 Tract Poverty Rate	2012-2016 Tract Median Family Income	2012-2016 State Median Family Income	2012-2016 Core Based Statistical Area (CBSA) Median Family Income	Metro/Non-Metro
Tennessee	47093003200						
Tennessee	47093003300						
Tennessee	47093003400						
Tennessee	47093003500						
Tennessee	47093003700						
Tennessee	47093003801						
Tennessee	47093003802						
Tennessee	47093003901						
Tennessee	47093003902						
Tennessee	47093004000						
Tennessee	47093004100						
Tennessee	47093004200						
Tennessee	47093004300						
Tennessee	47093004401						
Tennessee	47093004403						
Tennessee	47093004404						
Tennessee	47093004500						
Tennessee	47093004606						
Tennessee	47093004607						
Tennessee	47093004608						
Tennessee	47093004609						
Tennessee	47093004610						
Tennessee	47093004611						
Tennessee	47093004612						
Tennessee	47093004613						
Tennessee	47093004614						
Tennessee	47093004615						
Tennessee	47093004700						
Tennessee	47093004800						
Tennessee	47093004900						
Tennessee	47093005000						
Tennessee	47093005100						
Tennessee	47093005201						
Tennessee	47093005202						
Tennessee	47093005301						
Tennessee	47093005302						
Tennessee	47093005401						
Tennessee	47093005402						
Tennessee	47093005501						
Tennessee	47093005502						
Tennessee	47093005602						
Tennessee	47093005603						
Tennessee	47093005604						
Tennessee	47093005701						
Tennessee	47093005704						
Tennessee	47093005706						
Tennessee	47093005707						
Tennessee	47093005708						

AMERICAN OVERSIGHT

State	2012-2016 ACS LIC Tract	Enter "YES" Below to Nominate LIC	2012-2016 Tract Poverty Rate	2012-2016 Tract Median Family Income	2012-2016 State Median Family Income	2012-2016 Core Based Statistical Area (CBSA) Median Family Income	Metro/Non-Metro
Tennessee	47093005709						
Tennessee	47093005710						
Tennessee	47093005711						
Tennessee	47093005712						
Tennessee	47093005803						
Tennessee	47093005807						
Tennessee	47093005808						
Tennessee	47093005809						
Tennessee	47093005810						
Tennessee	47093005811						
Tennessee	47093005812						
Tennessee	47093005813						
Tennessee	47093005903						
Tennessee	47093005904						
Tennessee	47093005905						
Tennessee	47093005906						
Tennessee	47093005907						
Tennessee	47093005908						
Tennessee	47093006001						
Tennessee	47093006002						
Tennessee	47093006003						
Tennessee	47093006102						
Tennessee	47093006103						
Tennessee	47093006104						
Tennessee	47093006202						
Tennessee	47093006203						
Tennessee	47093006205						
Tennessee	47093006206						
Tennessee	47093006207						
Tennessee	47093006208						
Tennessee	47093006301						
Tennessee	47093006302						
Tennessee	47093006401						
Tennessee	47093006402						
Tennessee	47093006403						
Tennessee	47093006501						
Tennessee	47093006502						
Tennessee	47093006600						
Tennessee	47093006700						
Tennessee	47093006800						
Tennessee	47093006900						
Tennessee	47093007000						
Tennessee	47093007100						
Tennessee	47095960100						
Tennessee	47095960200						
Tennessee	47097050100						
Tennessee	47097050200						
Tennessee	47097050300						

AMERICAN OVERSIGHT

State	2012-2016 ACS LIC Tract	Enter "YES" Below to Nominate LIC	2012-2016 Tract Poverty Rate	2012-2016 Tract Median Family Income	2012-2016 State Median Family Income	2012-2016 Core Based Statistical Area (CBSA) Median Family Income	Metro/Non-Metro
Tennessee	47097050400						
Tennessee	47097050503						
Tennessee	47097050504						
Tennessee	47097050505						
Tennessee	47097050506						
Tennessee	47097050600						
Tennessee	47099960100						
Tennessee	47099960200						
Tennessee	47099960300						
Tennessee	47099960401						
Tennessee	47099960402						
Tennessee	47099960501						
Tennessee	47099960502						
Tennessee	47099960600						
Tennessee	47099960700						
Tennessee	47099960800						
Tennessee	47099960900						
Tennessee	47101970100						
Tennessee	47101970200						
Tennessee	47103975000						
Tennessee	47103975100						
Tennessee	47103975200						
Tennessee	47103975300						
Tennessee	47103975400						
Tennessee	47103975500						
Tennessee	47103975601						
Tennessee	47103975602						
Tennessee	47103975700						
Tennessee	47105060100						
Tennessee	47105060201						
Tennessee	47105060202						
Tennessee	47105060301						
Tennessee	47105060302						
Tennessee	47105060400						
Tennessee	47105060501						
Tennessee	47105060502						
Tennessee	47105060600						
Tennessee	47105060700						
Tennessee	47107970101						
Tennessee	47107970102						
Tennessee	47107970200						
Tennessee	47107970300						
Tennessee	47107970401						
Tennessee	47107970402						
Tennessee	47107970500						
Tennessee	47107970600						
Tennessee	47107970700						
Tennessee	47107970800						

AMERICAN OVERSIGHT

State	2012-2016 ACS LIC Tract	Enter "YES" Below to Nominate LIC	2012-2016 Tract Poverty Rate	2012-2016 Tract Median Family Income	2012-2016 State Median Family Income	2012-2016 Core Based Statistical Area (CBSA) Median Family Income	Metro/Non-Metro
Tennessee	47109930100						
Tennessee	47109930200						
Tennessee	47109930300						
Tennessee	47109930400						
Tennessee	47109930500						
Tennessee	47109930600						
Tennessee	47109930700						
Tennessee	47111970100						
Tennessee	47111970200						
Tennessee	47111970300						
Tennessee	47111970400						
Tennessee	47113000100						
Tennessee	47113000200						
Tennessee	47113000300						
Tennessee	47113000400						
Tennessee	47113000500						
Tennessee	47113000600						
Tennessee	47113000700						
Tennessee	47113000800						
Tennessee	47113000900						
Tennessee	47113001000						
Tennessee	47113001100						
Tennessee	47113001300						
Tennessee	47113001401						
Tennessee	47113001402						
Tennessee	47113001501						
Tennessee	47113001502						
Tennessee	47113001603						
Tennessee	47113001604						
Tennessee	47113001605						
Tennessee	47113001606						
Tennessee	47113001607						
Tennessee	47113001608						
Tennessee	47113001609						
Tennessee	47113001610						
Tennessee	47113001700						
Tennessee	47113001800						
Tennessee	47113001900						
Tennessee	47115050101						
Tennessee	47115050102						
Tennessee	47115050201						
Tennessee	47115050202						
Tennessee	47115050301						
Tennessee	47115050302						
Tennessee	47117955000						
Tennessee	47117955100						
Tennessee	47117955200						
Tennessee	47117955300						

AMERICAN OVERSIGHT

State	2012-2016 ACS LIC Tract	Enter "YES" Below to Nominate LIC	2012-2016 Tract Poverty Rate	2012-2016 Tract Median Family Income	2012-2016 State Median Family Income	2012-2016 Core Based Statistical Area (CBSA) Median Family Income	Metro/Non-Metro
Tennessee	47117955400						
Tennessee	47117955500						
Tennessee	47119010100						
Tennessee	47119010201						
Tennessee	47119010202						
Tennessee	47119010301						
Tennessee	47119010302						
Tennessee	47119010400						
Tennessee	47119010500						
Tennessee	47119010600						
Tennessee	47119010700						
Tennessee	47119010801						
Tennessee	47119010802						
Tennessee	47119010900						
Tennessee	47119011001						
Tennessee	47119011002						
Tennessee	47119011101						
Tennessee	47119011102						
Tennessee	47119011200						
Tennessee	47121960100						
Tennessee	47121960200						
Tennessee	47121960300						
Tennessee	47123925000						
Tennessee	47123925100						
Tennessee	47123925200						
Tennessee	47123925300						
Tennessee	47123925400						
Tennessee	47123925501						
Tennessee	47123925502						
Tennessee	47125100100						
Tennessee	47125100200						
Tennessee	47125100300						
Tennessee	47125100400						
Tennessee	47125100500						
Tennessee	47125100601						
Tennessee	47125100602						
Tennessee	47125100700						
Tennessee	47125100800						
Tennessee	47125100900						
Tennessee	47125101001						
Tennessee	47125101002						
Tennessee	47125101101						
Tennessee	47125101102						
Tennessee	47125101103						
Tennessee	47125101201						
Tennessee	47125101202						
Tennessee	47125101303						
Tennessee	47125101304						

AMERICAN OVERSIGHT

State	2012-2016 ACS LIC Tract	Enter "YES" Below to Nominate LIC	2012-2016 Tract Poverty Rate	2012-2016 Tract Median Family Income	2012-2016 State Median Family Income	2012-2016 Core Based Statistical Area (CBSA) Median Family Income	Metro/Non-Metro
Tennessee	47125101305						
Tennessee	47125101306						
Tennessee	47125101307						
Tennessee	47125101400						
Tennessee	47125101500						
Tennessee	47125101600						
Tennessee	47125101700						
Tennessee	47125101802						
Tennessee	47125101803						
Tennessee	47125101804						
Tennessee	47125101902						
Tennessee	47125101903						
Tennessee	47125101904						
Tennessee	47125102001						
Tennessee	47125102002						
Tennessee	47125102003						
Tennessee	47125102004						
Tennessee	47125102005						
Tennessee	47125102006						
Tennessee	47125980100						
Tennessee	47127930100						
Tennessee	47127930200						
Tennessee	47129110100						
Tennessee	47129110200						
Tennessee	47129110300						
Tennessee	47129110400						
Tennessee	47129110500						
Tennessee	47131965000						
Tennessee	47131965100						
Tennessee	47131965200						
Tennessee	47131965300						
Tennessee	47131965400						
Tennessee	47131965500						
Tennessee	47131965600						
Tennessee	47131965700						
Tennessee	47131965800						
Tennessee	47131965900						
Tennessee	47133950100						
Tennessee	47133950200						
Tennessee	47133950301						
Tennessee	47133950302						
Tennessee	47133950400						
Tennessee	47133950500						
Tennessee	47133950600						
Tennessee	47135930100						
Tennessee	47135930200						
Tennessee	47137925100						
Tennessee	47139950100						

AMERICAN OVERSIGHT

State	2012-2016 ACS LIC Tract	Enter "YES" Below to Nominate LIC	2012-2016 Tract Poverty Rate	2012-2016 Tract Median Family Income	2012-2016 State Median Family Income	2012-2016 Core Based Statistical Area (CBSA) Median Family Income	Metro/Non-Metro
Tennessee	47139950201						
Tennessee	47139950202						
Tennessee	47139950300						
Tennessee	47139950400						
Tennessee	47141000100						
Tennessee	47141000200						
Tennessee	47141000301						
Tennessee	47141000302						
Tennessee	47141000303						
Tennessee	47141000400						
Tennessee	47141000500						
Tennessee	47141000600						
Tennessee	47141000700						
Tennessee	47141000800						
Tennessee	47141000900						
Tennessee	47141001000						
Tennessee	47141001100						
Tennessee	47141001200						
Tennessee	47141001300						
Tennessee	47143975000						
Tennessee	47143975100						
Tennessee	47143975200						
Tennessee	47143975300						
Tennessee	47143975401						
Tennessee	47143975402						
Tennessee	47145030100						
Tennessee	47145030201						
Tennessee	47145030202						
Tennessee	47145030300						
Tennessee	47145030400						
Tennessee	47145030500						
Tennessee	47145030600						
Tennessee	47145030700						
Tennessee	47145030800						
Tennessee	47145030900						
Tennessee	47145980100						
Tennessee	47147080101						
Tennessee	47147080103						
Tennessee	47147080104						
Tennessee	47147080200						
Tennessee	47147080301						
Tennessee	47147080302						
Tennessee	47147080401						
Tennessee	47147080402						
Tennessee	47147080500						
Tennessee	47147080603						
Tennessee	47147080604						
Tennessee	47147080605						

AMERICAN OVERSIGHT

State	2012-2016 ACS LIC Tract	Enter "YES" Below to Nominate LIC	2012-2016 Tract Poverty Rate	2012-2016 Tract Median Family Income	2012-2016 State Median Family Income	2012-2016 Core Based Statistical Area (CBSA) Median Family Income	Metro/Non-Metro
Tennessee	47147080606						
Tennessee	47147080700						
Tennessee	47149040101						
Tennessee	47149040102						
Tennessee	47149040103						
Tennessee	47149040104						
Tennessee	47149040105						
Tennessee	47149040200						
Tennessee	47149040302						
Tennessee	47149040303						
Tennessee	47149040304						
Tennessee	47149040305						
Tennessee	47149040306						
Tennessee	47149040307						
Tennessee	47149040308						
Tennessee	47149040403						
Tennessee	47149040501						
Tennessee	47149040502						
Tennessee	47149040600						
Tennessee	47149040701						
Tennessee	47149040702						
Tennessee	47149040805						
Tennessee	47149040806						
Tennessee	47149040807						
Tennessee	47149040808						
Tennessee	47149040809						
Tennessee	47149040810						
Tennessee	47149040901						
Tennessee	47149040902						
Tennessee	47149040903						
Tennessee	47149040904						
Tennessee	47149040905						
Tennessee	47149041000						
Tennessee	47149041101						
Tennessee	47149041102						
Tennessee	47149041201						
Tennessee	47149041202						
Tennessee	47149041301						
Tennessee	47149041302						
Tennessee	47149041401						
Tennessee	47149041402						
Tennessee	47149041403						
Tennessee	47149041500						
Tennessee	47149041600						
Tennessee	47149041700						
Tennessee	47149041800						
Tennessee	47149041900						
Tennessee	47149042000						

AMERICAN OVERSIGHT

State	2012-2016 ACS LIC Tract	Enter "YES" Below to Nominate LIC	2012-2016 Tract Poverty Rate	2012-2016 Tract Median Family Income	2012-2016 State Median Family Income	2012-2016 Core Based Statistical Area (CBSA) Median Family Income	Metro/Non-Metro
Tennessee	47149042100						
Tennessee	47149042200						
Tennessee	47149042300						
Tennessee	47151975000						
Tennessee	47151975100						
Tennessee	47151975200						
Tennessee	47151975300						
Tennessee	47151975400						
Tennessee	47153060101						
Tennessee	47153060102						
Tennessee	47153060200						
Tennessee	47155080101						
Tennessee	47155080102						
Tennessee	47155080201						
Tennessee	47155080202						
Tennessee	47155080300						
Tennessee	47155080400						
Tennessee	47155080500						
Tennessee	47155080601						
Tennessee	47155080602						
Tennessee	47155080700						
Tennessee	47155080801						
Tennessee	47155080802						
Tennessee	47155080901						
Tennessee	47155080902						
Tennessee	47155081000						
Tennessee	47155081101						
Tennessee	47155081102						
Tennessee	47155980100						
Tennessee	47157000100						
Tennessee	47157000200						
Tennessee	47157000300						
Tennessee	47157000400						
Tennessee	47157000600						
Tennessee	47157000700						
Tennessee	47157000800						
Tennessee	47157000900						
Tennessee	47157001100						
Tennessee	47157001200						
Tennessee	47157001300						
Tennessee	47157001400						
Tennessee	47157001500						
Tennessee	47157001600						
Tennessee	47157001700						
Tennessee	47157001900						
Tennessee	47157002000						
Tennessee	47157002100						
Tennessee	47157002400						

AMERICAN OVERSIGHT

State	2012-2016 ACS LIC Tract	Enter "YES" Below to Nominate LIC	2012-2016 Tract Poverty Rate	2012-2016 Tract Median Family Income	2012-2016 State Median Family Income	2012-2016 Core Based Statistical Area (CBSA) Median Family Income	Metro/Non-Metro
Tennessee	47157002500						
Tennessee	47157002600						
Tennessee	47157002700						
Tennessee	47157002800						
Tennessee	47157002900						
Tennessee	47157003000						
Tennessee	47157003100						
Tennessee	47157003200						
Tennessee	47157003300						
Tennessee	47157003400						
Tennessee	47157003500						
Tennessee	47157003600						
Tennessee	47157003700						
Tennessee	47157003800						
Tennessee	47157003900						
Tennessee	47157004200						
Tennessee	47157004300						
Tennessee	47157004500						
Tennessee	47157004600						
Tennessee	47157005000						
Tennessee	47157005300						
Tennessee	47157005500						
Tennessee	47157005600						
Tennessee	47157005700						
Tennessee	47157005800						
Tennessee	47157005900						
Tennessee	47157006000						
Tennessee	47157006200						
Tennessee	47157006300						
Tennessee	47157006400						
Tennessee	47157006500						
Tennessee	47157006600						
Tennessee	47157006700						
Tennessee	47157006800						
Tennessee	47157006900						
Tennessee	47157007000						
Tennessee	47157007100						
Tennessee	47157007200						
Tennessee	47157007300						
Tennessee	47157007400						
Tennessee	47157007500						
Tennessee	47157007810						
Tennessee	47157007821						
Tennessee	47157007822						
Tennessee	47157007900						
Tennessee	47157008000						
Tennessee	47157008110						
Tennessee	47157008120						

AMERICAN OVERSIGHT

State	2012-2016 ACS LIC Tract	Enter "YES" Below to Nominate LIC	2012-2016 Tract Poverty Rate	2012-2016 Tract Median Family Income	2012-2016 State Median Family Income	2012-2016 Core Based Statistical Area (CBSA) Median Family Income	Metro/Non-Metro
Tennessee	47157008200						
Tennessee	47157008500						
Tennessee	47157008600						
Tennessee	47157008700						
Tennessee	47157008800						
Tennessee	47157008900						
Tennessee	47157009100						
Tennessee	47157009200						
Tennessee	47157009300						
Tennessee	47157009400						
Tennessee	47157009500						
Tennessee	47157009600						
Tennessee	47157009700						
Tennessee	47157009800						
Tennessee	47157009901						
Tennessee	47157009902						
Tennessee	47157010000						
Tennessee	47157010110						
Tennessee	47157010120						
Tennessee	47157010210						
Tennessee	47157010220						
Tennessee	47157010300						
Tennessee	47157010500						
Tennessee	47157010610						
Tennessee	47157010620						
Tennessee	47157010630						
Tennessee	47157010710						
Tennessee	47157010720						
Tennessee	47157010810						
Tennessee	47157010820						
Tennessee	47157011010						
Tennessee	47157011020						
Tennessee	47157011100						
Tennessee	47157011200						
Tennessee	47157011300						
Tennessee	47157011400						
Tennessee	47157011500						
Tennessee	47157011600						
Tennessee	47157011700						
Tennessee	47157011800						
Tennessee	47157020101						
Tennessee	47157020102						
Tennessee	47157020210						
Tennessee	47157020221						
Tennessee	47157020222						
Tennessee	47157020300						
Tennessee	47157020400						
Tennessee	47157020511						

AMERICAN OVERSIGHT

State	2012-2016 ACS LIC Tract	Enter "YES" Below to Nominate LIC	2012-2016 Tract Poverty Rate	2012-2016 Tract Median Family Income	2012-2016 State Median Family Income	2012-2016 Core Based Statistical Area (CBSA) Median Family Income	Metro/Non-Metro
Tennessee	47157020512						
Tennessee	47157020521						
Tennessee	47157020523						
Tennessee	47157020524						
Tennessee	47157020531						
Tennessee	47157020532						
Tennessee	47157020541						
Tennessee	47157020542						
Tennessee	47157020610						
Tennessee	47157020621						
Tennessee	47157020622						
Tennessee	47157020632						
Tennessee	47157020633						
Tennessee	47157020634						
Tennessee	47157020635						
Tennessee	47157020642						
Tennessee	47157020643						
Tennessee	47157020644						
Tennessee	47157020651						
Tennessee	47157020652						
Tennessee	47157020700						
Tennessee	47157020810						
Tennessee	47157020820						
Tennessee	47157020831						
Tennessee	47157020832						
Tennessee	47157020900						
Tennessee	47157021010						
Tennessee	47157021020						
Tennessee	47157021111						
Tennessee	47157021112						
Tennessee	47157021113						
Tennessee	47157021121						
Tennessee	47157021122						
Tennessee	47157021124						
Tennessee	47157021125						
Tennessee	47157021126						
Tennessee	47157021135						
Tennessee	47157021136						
Tennessee	47157021137						
Tennessee	47157021138						
Tennessee	47157021139						
Tennessee	47157021140						
Tennessee	47157021141						
Tennessee	47157021142						
Tennessee	47157021200						
Tennessee	47157021311						
Tennessee	47157021312						
Tennessee	47157021320						

AMERICAN OVERSIGHT

State	2012-2016 ACS LIC Tract	Enter "YES" Below to Nominate LIC	2012-2016 Tract Poverty Rate	2012-2016 Tract Median Family Income	2012-2016 State Median Family Income	2012-2016 Core Based Statistical Area (CBSA) Median Family Income	Metro/Non-Metro
Tennessee	47157021331						
Tennessee	47157021333						
Tennessee	47157021334						
Tennessee	47157021341						
Tennessee	47157021342						
Tennessee	47157021351						
Tennessee	47157021352						
Tennessee	47157021353						
Tennessee	47157021410						
Tennessee	47157021420						
Tennessee	47157021430						
Tennessee	47157021510						
Tennessee	47157021520						
Tennessee	47157021530						
Tennessee	47157021540						
Tennessee	47157021611						
Tennessee	47157021612						
Tennessee	47157021613						
Tennessee	47157021620						
Tennessee	47157021710						
Tennessee	47157021721						
Tennessee	47157021724						
Tennessee	47157021725						
Tennessee	47157021726						
Tennessee	47157021731						
Tennessee	47157021732						
Tennessee	47157021741						
Tennessee	47157021744						
Tennessee	47157021745						
Tennessee	47157021746						
Tennessee	47157021747						
Tennessee	47157021751						
Tennessee	47157021752						
Tennessee	47157021753						
Tennessee	47157021754						
Tennessee	47157021900						
Tennessee	47157022022						
Tennessee	47157022023						
Tennessee	47157022024						
Tennessee	47157022111						
Tennessee	47157022112						
Tennessee	47157022121						
Tennessee	47157022122						
Tennessee	47157022130						
Tennessee	47157022210						
Tennessee	47157022220						
Tennessee	47157022310						
Tennessee	47157022321						

AMERICAN OVERSIGHT

State	2012-2016 ACS LIC Tract	Enter "YES" Below to Nominate LIC	2012-2016 Tract Poverty Rate	2012-2016 Tract Median Family Income	2012-2016 State Median Family Income	2012-2016 Core Based Statistical Area (CBSA) Median Family Income	Metro/Non-Metro
Tennessee	47157022322						
Tennessee	47157022330						
Tennessee	47157022410						
Tennessee	47157022500						
Tennessee	47157022600						
Tennessee	47157022700						
Tennessee	47157980100						
Tennessee	47157980200						
Tennessee	47157980300						
Tennessee	47157980400						
Tennessee	47159975000						
Tennessee	47159975100						
Tennessee	47159975200						
Tennessee	47159975300						
Tennessee	47159975400						
Tennessee	47161110200						
Tennessee	47161110600						
Tennessee	47161110700						
Tennessee	47161980100						
Tennessee	47161980200						
Tennessee	47163040200						
Tennessee	47163040300						
Tennessee	47163040500						
Tennessee	47163040600						
Tennessee	47163040700						
Tennessee	47163040800						
Tennessee	47163040900						
Tennessee	47163041000						
Tennessee	47163041100						
Tennessee	47163041200						
Tennessee	47163041300						
Tennessee	47163041400						
Tennessee	47163041500						
Tennessee	47163041600						
Tennessee	47163041700						
Tennessee	47163041800						
Tennessee	47163041900						
Tennessee	47163042000						
Tennessee	47163042100						
Tennessee	47163042200						
Tennessee	47163042300						
Tennessee	47163042400						
Tennessee	47163042500						
Tennessee	47163042600						
Tennessee	47163042701						
Tennessee	47163042702						
Tennessee	47163042801						
Tennessee	47163042802						

AMERICAN OVERSIGHT

State	2012-2016 ACS LIC Tract	Enter "YES" Below to Nominate LIC	2012-2016 Tract Poverty Rate	2012-2016 Tract Median Family Income	2012-2016 State Median Family Income	2012-2016 Core Based Statistical Area (CBSA) Median Family Income	Metro/Non-Metro
Tennessee	47163042900						
Tennessee	47163043000						
Tennessee	47163043100						
Tennessee	47163043201						
Tennessee	47163043202						
Tennessee	47163043301						
Tennessee	47163043302						
Tennessee	47163043401						
Tennessee	47163043402						
Tennessee	47163043500						
Tennessee	47163043600						
Tennessee	47165020101						
Tennessee	47165020102						
Tennessee	47165020203						
Tennessee	47165020204						
Tennessee	47165020205						
Tennessee	47165020206						
Tennessee	47165020207						
Tennessee	47165020208						
Tennessee	47165020209						
Tennessee	47165020300						
Tennessee	47165020403						
Tennessee	47165020404						
Tennessee	47165020405						
Tennessee	47165020406						
Tennessee	47165020407						
Tennessee	47165020501						
Tennessee	47165020502						
Tennessee	47165020503						
Tennessee	47165020601						
Tennessee	47165020602						
Tennessee	47165020603						
Tennessee	47165020700						
Tennessee	47165020800						
Tennessee	47165020901						
Tennessee	47165020902						
Tennessee	47165020903						
Tennessee	47165021002						
Tennessee	47165021004						
Tennessee	47165021005						
Tennessee	47165021006						
Tennessee	47165021007						
Tennessee	47165021008						
Tennessee	47165021009						
Tennessee	47165021103						
Tennessee	47165021104						
Tennessee	47165021105						
Tennessee	47165021106						

AMERICAN OVERSIGHT

State	2012-2016 ACS LIC Tract	Enter "YES" Below to Nominate LIC	2012-2016 Tract Poverty Rate	2012-2016 Tract Median Family Income	2012-2016 State Median Family Income	2012-2016 Core Based Statistical Area (CBSA) Median Family Income	Metro/Non-Metro
Tennessee	47165021107						
Tennessee	47165021201						
Tennessee	47165021203						
Tennessee	47165021204						
Tennessee	47165021205						
Tennessee	47167040100						
Tennessee	47167040200						
Tennessee	47167040302						
Tennessee	47167040303						
Tennessee	47167040304						
Tennessee	47167040400						
Tennessee	47167040500						
Tennessee	47167040601						
Tennessee	47167040602						
Tennessee	47167040700						
Tennessee	47167040800						
Tennessee	47167040900						
Tennessee	47167041000						
Tennessee	47169090100						
Tennessee	47169090200						
Tennessee	47171080100						
Tennessee	47171080200						
Tennessee	47171080300						
Tennessee	47171080400						
Tennessee	47173040100						
Tennessee	47173040201						
Tennessee	47173040202						
Tennessee	47173040300						
Tennessee	47175925000						
Tennessee	47175925200						
Tennessee	47177930100						
Tennessee	47177930200						
Tennessee	47177930300						
Tennessee	47177930400						
Tennessee	47177930500						
Tennessee	47177930600						
Tennessee	47177930700						
Tennessee	47177930800						
Tennessee	47177930900						
Tennessee	47179060100						
Tennessee	47179060400						
Tennessee	47179060501						
Tennessee	47179060502						
Tennessee	47179060600						
Tennessee	47179060700						
Tennessee	47179060800						
Tennessee	47179060900						
Tennessee	47179061000						

AMERICAN OVERSIGHT

State	2012-2016 ACS LIC Tract	Enter "YES" Below to Nominate LIC	2012-2016 Tract Poverty Rate	2012-2016 Tract Median Family Income	2012-2016 State Median Family Income	2012-2016 Core Based Statistical Area (CBSA) Median Family Income	Metro/Non-Metro
Tennessee	47179061100						
Tennessee	47179061200						
Tennessee	47179061300						
Tennessee	47179061401						
Tennessee	47179061402						
Tennessee	47179061500						
Tennessee	47179061601						
Tennessee	47179061602						
Tennessee	47179061701						
Tennessee	47179061702						
Tennessee	47179061800						
Tennessee	47179061901						
Tennessee	47179061902						
Tennessee	47179062000						
Tennessee	47181950100						
Tennessee	47181950200						
Tennessee	47181950300						
Tennessee	47181950400						
Tennessee	47183968000						
Tennessee	47183968101						
Tennessee	47183968102						
Tennessee	47183968201						
Tennessee	47183968202						
Tennessee	47183968203						
Tennessee	47183968300						
Tennessee	47183968400						
Tennessee	47183968500						
Tennessee	47183968600						
Tennessee	47183968700						
Tennessee	47185935000						
Tennessee	47185935100						
Tennessee	47185935200						
Tennessee	47185935300						
Tennessee	47185935400						
Tennessee	47185935500						
Tennessee	47187050101						
Tennessee	47187050102						
Tennessee	47187050103						
Tennessee	47187050203						
Tennessee	47187050204						
Tennessee	47187050205						
Tennessee	47187050206						
Tennessee	47187050207						
Tennessee	47187050208						
Tennessee	47187050303						
Tennessee	47187050304						
Tennessee	47187050305						
Tennessee	47187050306						

AMERICAN OVERSIGHT

State	2012-2016 ACS LIC Tract	Enter "YES" Below to Nominate LIC	2012-2016 Tract Poverty Rate	2012-2016 Tract Median Family Income	2012-2016 State Median Family Income	2012-2016 Core Based Statistical Area (CBSA) Median Family Income	Metro/Non-Metro
Tennessee	47187050307						
Tennessee	47187050403						
Tennessee	47187050404						
Tennessee	47187050405						
Tennessee	47187050406						
Tennessee	47187050502						
Tennessee	47187050503						
Tennessee	47187050504						
Tennessee	47187050601						
Tennessee	47187050602						
Tennessee	47187050701						
Tennessee	47187050702						
Tennessee	47187050800						
Tennessee	47187050904						
Tennessee	47187050905						
Tennessee	47187050906						
Tennessee	47187050907						
Tennessee	47187050908						
Tennessee	47187050909						
Tennessee	47187051001						
Tennessee	47187051002						
Tennessee	47187051100						
Tennessee	47187051201						
Tennessee	47187051202						
Tennessee	47189030101						
Tennessee	47189030102						
Tennessee	47189030202						
Tennessee	47189030203						
Tennessee	47189030204						
Tennessee	47189030303						
Tennessee	47189030304						
Tennessee	47189030305						
Tennessee	47189030307						
Tennessee	47189030308						
Tennessee	47189030309						
Tennessee	47189030401						
Tennessee	47189030402						
Tennessee	47189030500						
Tennessee	47189030600						
Tennessee	47189030700						
Tennessee	47189030800						
Tennessee	47189030901						
Tennessee	47189030903						
Tennessee	47189030904						
Tennessee	47189031000						
Texas	48001950100						
Texas	48001950401						
Texas	48001950402						

AMERICAN OVERSIGHT

State	2012-2016 ACS LIC Tract	Enter "YES" Below to Nominate LIC	2012-2016 Tract Poverty Rate	2012-2016 Tract Median Family Income	2012-2016 State Median Family Income	2012-2016 Core Based Statistical Area (CBSA) Median Family Income	Metro/Non-Metro
Texas	48001950500						
Texas	48001950600						
Texas	48001950700						
Texas	48001950800						
Texas	48001950901						
Texas	48001950902						
Texas	48001951000						
Texas	48001951100						
Texas	48003950100						
Texas	48003950200						
Texas	48003950300						
Texas	48003950400						
Texas	48005000101						
Texas	48005000102						
Texas	48005000200						
Texas	48005000301						
Texas	48005000302						
Texas	48005000400						
Texas	48005000500						
Texas	48005000600						
Texas	48005000700						
Texas	48005000800						
Texas	48005000901						
Texas	48005000902						
Texas	48005001001						
Texas	48005001002						
Texas	48005001100						
Texas	48005001200						
Texas	48005001300						
Texas	48007950100						
Texas	48007950200						
Texas	48007950300						
Texas	48007950400						
Texas	48007950500						
Texas	48007990000						
Texas	48009020100						
Texas	48009020200						
Texas	48009020300						
Texas	48011950100						
Texas	48013960100						
Texas	48013960201						
Texas	48013960202						
Texas	48013960300						
Texas	48013960401						
Texas	48013960402						
Texas	48013960500						
Texas	48013960600						
Texas	48015760100						

AMERICAN OVERSIGHT

State	2012-2016 ACS LIC Tract	Enter "YES" Below to Nominate LIC	2012-2016 Tract Poverty Rate	2012-2016 Tract Median Family Income	2012-2016 State Median Family Income	2012-2016 Core Based Statistical Area (CBSA) Median Family Income	Metro/Non-Metro
Texas	48015760200						
Texas	48015760300						
Texas	48015760400						
Texas	48015760501						
Texas	48015760502						
Texas	48017950100						
Texas	48019000101						
Texas	48019000102						
Texas	48019000200						
Texas	48019000300						
Texas	48019000400						
Texas	48021950100						
Texas	48021950200						
Texas	48021950300						
Texas	48021950400						
Texas	48021950501						
Texas	48021950502						
Texas	48021950600						
Texas	48021950700						
Texas	48021950801						
Texas	48021950802						
Texas	48023950300						
Texas	48025950100						
Texas	48025950201						
Texas	48025950202						
Texas	48025950300						
Texas	48025950400						
Texas	48025950500						
Texas	48025950600						
Texas	48027020100						
Texas	48027020201						
Texas	48027020202						
Texas	48027020300						
Texas	48027020401						
Texas	48027020402						
Texas	48027020500						
Texas	48027020600						
Texas	48027020701						
Texas	48027020702						
Texas	48027020800						
Texas	48027020900						
Texas	48027021000						
Texas	48027021100						
Texas	48027021201						
Texas	48027021202						
Texas	48027021203						
Texas	48027021301						
Texas	48027021302						

AMERICAN OVERSIGHT

State	2012-2016 ACS LIC Tract	Enter "YES" Below to Nominate LIC	2012-2016 Tract Poverty Rate	2012-2016 Tract Median Family Income	2012-2016 State Median Family Income	2012-2016 Core Based Statistical Area (CBSA) Median Family Income	Metro/Non-Metro
Texas	48027021303						
Texas	48027021400						
Texas	48027021500						
Texas	48027021601						
Texas	48027021602						
Texas	48027021700						
Texas	48027021800						
Texas	48027021901						
Texas	48027021903						
Texas	48027021904						
Texas	48027022000						
Texas	48027022101						
Texas	48027022103						
Texas	48027022104						
Texas	48027022105						
Texas	48027022200						
Texas	48027022300						
Texas	48027022401						
Texas	48027022402						
Texas	48027022403						
Texas	48027022404						
Texas	48027022405						
Texas	48027022501						
Texas	48027022502						
Texas	48027022600						
Texas	48027022801						
Texas	48027022900						
Texas	48027023000						
Texas	48027023103						
Texas	48027023104						
Texas	48027023105						
Texas	48027023106						
Texas	48027023107						
Texas	48027023108						
Texas	48027023201						
Texas	48027023202						
Texas	48027023203						
Texas	48027023204						
Texas	48027023300						
Texas	48027023402						
Texas	48027023403						
Texas	48027023404						
Texas	48027023500						
Texas	48027980001						
Texas	48027980002						
Texas	48027980003						
Texas	48029110100						
Texas	48029110300						

AMERICAN OVERSIGHT

State	2012-2016 ACS LIC Tract	Enter "YES" Below to Nominate LIC	2012-2016 Tract Poverty Rate	2012-2016 Tract Median Family Income	2012-2016 State Median Family Income	2012-2016 Core Based Statistical Area (CBSA) Median Family Income	Metro/Non-Metro
Texas	48029110500						
Texas	48029110600						
Texas	48029110700						
Texas	48029110800						
Texas	48029110900						
Texas	48029111000						
Texas	48029120100						
Texas	48029120300						
Texas	48029120400						
Texas	48029120501						
Texas	48029120502						
Texas	48029120600						
Texas	48029120701						
Texas	48029120702						
Texas	48029120800						
Texas	48029120901						
Texas	48029120902						
Texas	48029121000						
Texas	48029121108						
Texas	48029121110						
Texas	48029121111						
Texas	48029121112						
Texas	48029121115						
Texas	48029121116						
Texas	48029121117						
Texas	48029121118						
Texas	48029121119						
Texas	48029121120						
Texas	48029121121						
Texas	48029121122						
Texas	48029121203						
Texas	48029121204						
Texas	48029121205						
Texas	48029121206						
Texas	48029121300						
Texas	48029121402						
Texas	48029121403						
Texas	48029121404						
Texas	48029121501						
Texas	48029121504						
Texas	48029121505						
Texas	48029121506						
Texas	48029121507						
Texas	48029121508						
Texas	48029121601						
Texas	48029121604						
Texas	48029121605						
Texas	48029121606						

AMERICAN OVERSIGHT

State	2012-2016 ACS LIC Tract	Enter "YES" Below to Nominate LIC	2012-2016 Tract Poverty Rate	2012-2016 Tract Median Family Income	2012-2016 State Median Family Income	2012-2016 Core Based Statistical Area (CBSA) Median Family Income	Metro/Non-Metro
Texas	48029121701						
Texas	48029121702						
Texas	48029121802						
Texas	48029121803						
Texas	48029121804						
Texas	48029121808						
Texas	48029121809						
Texas	48029121810						
Texas	48029121811						
Texas	48029121812						
Texas	48029121813						
Texas	48029121903						
Texas	48029121904						
Texas	48029121905						
Texas	48029121906						
Texas	48029121907						
Texas	48029121908						
Texas	48029121909						
Texas	48029121910						
Texas	48029130200						
Texas	48029130300						
Texas	48029130401						
Texas	48029130402						
Texas	48029130500						
Texas	48029130600						
Texas	48029130700						
Texas	48029130800						
Texas	48029130900						
Texas	48029131000						
Texas	48029131100						
Texas	48029131200						
Texas	48029131300						
Texas	48029131401						
Texas	48029131402						
Texas	48029131503						
Texas	48029131504						
Texas	48029131505						
Texas	48029131506						
Texas	48029131507						
Texas	48029131601						
Texas	48029131606						
Texas	48029131608						
Texas	48029131609						
Texas	48029131610						
Texas	48029131611						
Texas	48029131612						
Texas	48029131613						
Texas	48029131614						

AMERICAN OVERSIGHT

State	2012-2016 ACS LIC Tract	Enter "YES" Below to Nominate LIC	2012-2016 Tract Poverty Rate	2012-2016 Tract Median Family Income	2012-2016 State Median Family Income	2012-2016 Core Based Statistical Area (CBSA) Median Family Income	Metro/Non-Metro
Texas	48029131615						
Texas	48029131700						
Texas	48029131801						
Texas	48029131802						
Texas	48029140100						
Texas	48029140200						
Texas	48029140300						
Texas	48029140400						
Texas	48029140500						
Texas	48029140600						
Texas	48029140700						
Texas	48029140800						
Texas	48029140900						
Texas	48029141000						
Texas	48029141101						
Texas	48029141102						
Texas	48029141200						
Texas	48029141300						
Texas	48029141402						
Texas	48029141403						
Texas	48029141404						
Texas	48029141600						
Texas	48029141700						
Texas	48029141800						
Texas	48029141900						
Texas	48029150100						
Texas	48029150300						
Texas	48029150400						
Texas	48029150501						
Texas	48029150502						
Texas	48029150600						
Texas	48029150700						
Texas	48029150800						
Texas	48029150900						
Texas	48029151000						
Texas	48029151100						
Texas	48029151200						
Texas	48029151301						
Texas	48029151302						
Texas	48029151400						
Texas	48029151500						
Texas	48029151600						
Texas	48029151700						
Texas	48029151900						
Texas	48029152000						
Texas	48029152100						
Texas	48029152201						
Texas	48029152202						

AMERICAN OVERSIGHT

State	2012-2016 ACS LIC Tract	Enter "YES" Below to Nominate LIC	2012-2016 Tract Poverty Rate	2012-2016 Tract Median Family Income	2012-2016 State Median Family Income	2012-2016 Core Based Statistical Area (CBSA) Median Family Income	Metro/Non-Metro
Texas	48029160100						
Texas	48029160200						
Texas	48029160300						
Texas	48029160400						
Texas	48029160501						
Texas	48029160502						
Texas	48029160600						
Texas	48029160701						
Texas	48029160702						
Texas	48029160901						
Texas	48029160902						
Texas	48029161000						
Texas	48029161100						
Texas	48029161200						
Texas	48029161302						
Texas	48029161303						
Texas	48029161304						
Texas	48029161400						
Texas	48029161501						
Texas	48029161503						
Texas	48029161504						
Texas	48029161600						
Texas	48029161801						
Texas	48029161802						
Texas	48029161901						
Texas	48029161902						
Texas	48029162001						
Texas	48029162003						
Texas	48029162004						
Texas	48029170101						
Texas	48029170102						
Texas	48029170200						
Texas	48029170300						
Texas	48029170401						
Texas	48029170402						
Texas	48029170500						
Texas	48029170600						
Texas	48029170700						
Texas	48029170800						
Texas	48029170900						
Texas	48029171000						
Texas	48029171100						
Texas	48029171200						
Texas	48029171301						
Texas	48029171302						
Texas	48029171401						
Texas	48029171402						
Texas	48029171501						

AMERICAN OVERSIGHT

State	2012-2016 ACS LIC Tract	Enter "YES" Below to Nominate LIC	2012-2016 Tract Poverty Rate	2012-2016 Tract Median Family Income	2012-2016 State Median Family Income	2012-2016 Core Based Statistical Area (CBSA) Median Family Income	Metro/Non-Metro
Texas	48029171502						
Texas	48029171601						
Texas	48029171602						
Texas	48029171700						
Texas	48029171801						
Texas	48029171802						
Texas	48029171902						
Texas	48029171903						
Texas	48029171912						
Texas	48029171913						
Texas	48029171914						
Texas	48029171915						
Texas	48029171916						
Texas	48029171917						
Texas	48029171918						
Texas	48029171919						
Texas	48029171920						
Texas	48029171921						
Texas	48029171922						
Texas	48029171923						
Texas	48029171924						
Texas	48029171925						
Texas	48029172002						
Texas	48029172003						
Texas	48029172004						
Texas	48029172005						
Texas	48029172006						
Texas	48029172007						
Texas	48029180101						
Texas	48029180102						
Texas	48029180201						
Texas	48029180202						
Texas	48029180300						
Texas	48029180400						
Texas	48029180501						
Texas	48029180503						
Texas	48029180504						
Texas	48029180602						
Texas	48029180603						
Texas	48029180604						
Texas	48029180701						
Texas	48029180702						
Texas	48029180800						
Texas	48029180901						
Texas	48029180902						
Texas	48029181001						
Texas	48029181003						
Texas	48029181004						

AMERICAN OVERSIGHT

State	2012-2016 ACS LIC Tract	Enter "YES" Below to Nominate LIC	2012-2016 Tract Poverty Rate	2012-2016 Tract Median Family Income	2012-2016 State Median Family Income	2012-2016 Core Based Statistical Area (CBSA) Median Family Income	Metro/Non-Metro
Texas	48029181005						
Texas	48029181100						
Texas	48029181200						
Texas	48029181301						
Texas	48029181302						
Texas	48029181303						
Texas	48029181402						
Texas	48029181403						
Texas	48029181404						
Texas	48029181503						
Texas	48029181504						
Texas	48029181505						
Texas	48029181506						
Texas	48029181601						
Texas	48029181602						
Texas	48029181703						
Texas	48029181704						
Texas	48029181705						
Texas	48029181711						
Texas	48029181712						
Texas	48029181713						
Texas	48029181715						
Texas	48029181716						
Texas	48029181718						
Texas	48029181720						
Texas	48029181721						
Texas	48029181722						
Texas	48029181723						
Texas	48029181724						
Texas	48029181725						
Texas	48029181726						
Texas	48029181727						
Texas	48029181728						
Texas	48029181729						
Texas	48029181730						
Texas	48029181731						
Texas	48029181808						
Texas	48029181809						
Texas	48029181811						
Texas	48029181813						
Texas	48029181814						
Texas	48029181815						
Texas	48029181816						
Texas	48029181817						
Texas	48029181818						
Texas	48029181819						
Texas	48029181820						
Texas	48029181821						

AMERICAN OVERSIGHT

State	2012-2016 ACS LIC Tract	Enter "YES" Below to Nominate LIC	2012-2016 Tract Poverty Rate	2012-2016 Tract Median Family Income	2012-2016 State Median Family Income	2012-2016 Core Based Statistical Area (CBSA) Median Family Income	Metro/Non-Metro
Texas	48029181822						
Texas	48029181823						
Texas	48029181824						
Texas	48029181825						
Texas	48029181826						
Texas	48029181901						
Texas	48029181902						
Texas	48029182001						
Texas	48029182002						
Texas	48029182003						
Texas	48029182101						
Texas	48029182102						
Texas	48029182103						
Texas	48029182105						
Texas	48029182106						
Texas	48029190100						
Texas	48029190200						
Texas	48029190400						
Texas	48029190501						
Texas	48029190503						
Texas	48029190504						
Texas	48029190601						
Texas	48029190603						
Texas	48029190604						
Texas	48029190700						
Texas	48029190800						
Texas	48029190901						
Texas	48029190902						
Texas	48029191003						
Texas	48029191004						
Texas	48029191005						
Texas	48029191006						
Texas	48029191101						
Texas	48029191102						
Texas	48029191201						
Texas	48029191202						
Texas	48029191303						
Texas	48029191304						
Texas	48029191405						
Texas	48029191406						
Texas	48029191408						
Texas	48029191409						
Texas	48029191410						
Texas	48029191411						
Texas	48029191412						
Texas	48029191413						
Texas	48029191503						
Texas	48029191504						

AMERICAN OVERSIGHT

State	2012-2016 ACS LIC Tract	Enter "YES" Below to Nominate LIC	2012-2016 Tract Poverty Rate	2012-2016 Tract Median Family Income	2012-2016 State Median Family Income	2012-2016 Core Based Statistical Area (CBSA) Median Family Income	Metro/Non-Metro
Texas	48029191505						
Texas	48029191506						
Texas	48029191701						
Texas	48029191702						
Texas	48029191804						
Texas	48029191806						
Texas	48029191807						
Texas	48029191808						
Texas	48029191809						
Texas	48029191810						
Texas	48029191811						
Texas	48029191812						
Texas	48029191813						
Texas	48029191814						
Texas	48029191815						
Texas	48029191816						
Texas	48029191817						
Texas	48029191900						
Texas	48029192000						
Texas	48029192100						
Texas	48029192200						
Texas	48029192300						
Texas	48029980001						
Texas	48029980002						
Texas	48029980003						
Texas	48029980004						
Texas	48029980005						
Texas	48029980100						
Texas	48031950100						
Texas	48031950200						
Texas	48033950100						
Texas	48035950100						
Texas	48035950200						
Texas	48035950300						
Texas	48035950400						
Texas	48035950500						
Texas	48035950600						
Texas	48035950700						
Texas	48037010100						
Texas	48037010400						
Texas	48037010500						
Texas	48037010600						
Texas	48037010700						
Texas	48037010800						
Texas	48037010901						
Texas	48037010902						
Texas	48037011000						
Texas	48037011100						

AMERICAN OVERSIGHT

State	2012-2016 ACS LIC Tract	Enter "YES" Below to Nominate LIC	2012-2016 Tract Poverty Rate	2012-2016 Tract Median Family Income	2012-2016 State Median Family Income	2012-2016 Core Based Statistical Area (CBSA) Median Family Income	Metro/Non-Metro
Texas	48037011200						
Texas	48037011300						
Texas	48037011401						
Texas	48037011402						
Texas	48037011501						
Texas	48037011502						
Texas	48037011600						
Texas	48037011700						
Texas	48039660100						
Texas	48039660200						
Texas	48039660300						
Texas	48039660400						
Texas	48039660500						
Texas	48039660601						
Texas	48039660602						
Texas	48039660701						
Texas	48039660702						
Texas	48039660801						
Texas	48039660802						
Texas	48039660900						
Texas	48039661000						
Texas	48039661100						
Texas	48039661200						
Texas	48039661300						
Texas	48039661400						
Texas	48039661501						
Texas	48039661502						
Texas	48039661601						
Texas	48039661602						
Texas	48039661700						
Texas	48039661800						
Texas	48039661900						
Texas	48039662000						
Texas	48039662100						
Texas	48039662200						
Texas	48039662300						
Texas	48039662400						
Texas	48039662500						
Texas	48039662600						
Texas	48039662700						
Texas	48039662800						
Texas	48039662900						
Texas	48039663000						
Texas	48039663100						
Texas	48039663200						
Texas	48039663300						
Texas	48039663400						
Texas	48039663500						

AMERICAN OVERSIGHT

State	2012-2016 ACS LIC Tract	Enter "YES" Below to Nominate LIC	2012-2016 Tract Poverty Rate	2012-2016 Tract Median Family Income	2012-2016 State Median Family Income	2012-2016 Core Based Statistical Area (CBSA) Median Family Income	Metro/Non-Metro
Texas	48039663600						
Texas	48039663700						
Texas	48039663800						
Texas	48039663900						
Texas	48039664000						
Texas	48039664100						
Texas	48039664200						
Texas	48039664300						
Texas	48039664400						
Texas	48039664501						
Texas	48039990000						
Texas	48041000101						
Texas	48041000102						
Texas	48041000103						
Texas	48041000201						
Texas	48041000202						
Texas	48041000300						
Texas	48041000400						
Texas	48041000500						
Texas	48041000603						
Texas	48041000604						
Texas	48041000700						
Texas	48041000800						
Texas	48041000900						
Texas	48041001000						
Texas	48041001100						
Texas	48041001301						
Texas	48041001302						
Texas	48041001303						
Texas	48041001400						
Texas	48041001601						
Texas	48041001604						
Texas	48041001605						
Texas	48041001606						
Texas	48041001701						
Texas	48041001702						
Texas	48041001801						
Texas	48041001803						
Texas	48041001804						
Texas	48041001900						
Texas	48041002001						
Texas	48041002002						
Texas	48041002006						
Texas	48041002007						
Texas	48041002008						
Texas	48041002009						
Texas	48041002010						
Texas	48041002011						

AMERICAN OVERSIGHT

State	2012-2016 ACS LIC Tract	Enter "YES" Below to Nominate LIC	2012-2016 Tract Poverty Rate	2012-2016 Tract Median Family Income	2012-2016 State Median Family Income	2012-2016 Core Based Statistical Area (CBSA) Median Family Income	Metro/Non-Metro
Texas	48041002012						
Texas	48041002013						
Texas	48041002014						
Texas	48041002015						
Texas	48041980000						
Texas	48043950300						
Texas	48043950400						
Texas	48043950500						
Texas	48045950200						
Texas	48047950100						
Texas	48047950200						
Texas	48049950100						
Texas	48049950200						
Texas	48049950300						
Texas	48049950500						
Texas	48049950600						
Texas	48049950700						
Texas	48049950800						
Texas	48049950900						
Texas	48049951000						
Texas	48049951100						
Texas	48049951200						
Texas	48049951300						
Texas	48051970100						
Texas	48051970200						
Texas	48051970300						
Texas	48051970400						
Texas	48051970500						
Texas	48053960100						
Texas	48053960200						
Texas	48053960300						
Texas	48053960400						
Texas	48053960500						
Texas	48053960600						
Texas	48053960700						
Texas	48053960800						
Texas	48055960101						
Texas	48055960102						
Texas	48055960200						
Texas	48055960300						
Texas	48055960400						
Texas	48055960500						
Texas	48055960600						
Texas	48055960700						
Texas	48057000100						
Texas	48057000200						
Texas	48057000300						
Texas	48057000400						

AMERICAN OVERSIGHT

State	2012-2016 ACS LIC Tract	Enter "YES" Below to Nominate LIC	2012-2016 Tract Poverty Rate	2012-2016 Tract Median Family Income	2012-2016 State Median Family Income	2012-2016 Core Based Statistical Area (CBSA) Median Family Income	Metro/Non-Metro
Texas	48057000500						
Texas	48057990000						
Texas	48059030101						
Texas	48059030102						
Texas	48059030200						
Texas	48061010100						
Texas	48061010201						
Texas	48061010203						
Texas	48061010301						
Texas	48061010302						
Texas	48061010401						
Texas	48061010402						
Texas	48061010500						
Texas	48061010601						
Texas	48061010602						
Texas	48061010700						
Texas	48061010800						
Texas	48061010900						
Texas	48061011000						
Texas	48061011100						
Texas	48061011200						
Texas	48061011301						
Texas	48061011302						
Texas	48061011400						
Texas	48061011500						
Texas	48061011600						
Texas	48061011700						
Texas	48061011801						
Texas	48061011802						
Texas	48061011901						
Texas	48061011902						
Texas	48061011903						
Texas	48061012001						
Texas	48061012002						
Texas	48061012101						
Texas	48061012102						
Texas	48061012200						
Texas	48061012301						
Texas	48061012304						
Texas	48061012305						
Texas	48061012401						
Texas	48061012402						
Texas	48061012504						
Texas	48061012505						
Texas	48061012506						
Texas	48061012507						
Texas	48061012508						
Texas	48061012607						

AMERICAN OVERSIGHT

State	2012-2016 ACS LIC Tract	Enter "YES" Below to Nominate LIC	2012-2016 Tract Poverty Rate	2012-2016 Tract Median Family Income	2012-2016 State Median Family Income	2012-2016 Core Based Statistical Area (CBSA) Median Family Income	Metro/Non-Metro
Texas	48061012608						
Texas	48061012609						
Texas	48061012612						
Texas	48061012613						
Texas	48061012700						
Texas	48061012800						
Texas	48061012900						
Texas	48061013002						
Texas	48061013003						
Texas	48061013004						
Texas	48061013102						
Texas	48061013104						
Texas	48061013106						
Texas	48061013203						
Texas	48061013204						
Texas	48061013205						
Texas	48061013206						
Texas	48061013207						
Texas	48061013303						
Texas	48061013305						
Texas	48061013306						
Texas	48061013307						
Texas	48061013308						
Texas	48061013309						
Texas	48061013401						
Texas	48061013402						
Texas	48061013500						
Texas	48061013600						
Texas	48061013700						
Texas	48061013801						
Texas	48061013802						
Texas	48061013901						
Texas	48061013902						
Texas	48061013903						
Texas	48061014001						
Texas	48061014002						
Texas	48061014100						
Texas	48061014200						
Texas	48061014300						
Texas	48061014400						
Texas	48061014500						
Texas	48061980001						
Texas	48061980100						
Texas	48061990000						
Texas	48063950101						
Texas	48063950102						
Texas	48063950200						
Texas	48065950100						

AMERICAN OVERSIGHT

State	2012-2016 ACS LIC Tract	Enter "YES" Below to Nominate LIC	2012-2016 Tract Poverty Rate	2012-2016 Tract Median Family Income	2012-2016 State Median Family Income	2012-2016 Core Based Statistical Area (CBSA) Median Family Income	Metro/Non-Metro
Texas	48065950200						
Texas	48067950100						
Texas	48067950200						
Texas	48067950300						
Texas	48067950400						
Texas	48067950500						
Texas	48067950600						
Texas	48067950700						
Texas	48069950100						
Texas	48069950200						
Texas	48069950300						
Texas	48071710100						
Texas	48071710200						
Texas	48071710300						
Texas	48071710401						
Texas	48071710500						
Texas	48071710600						
Texas	48071990000						
Texas	48073950100						
Texas	48073950200						
Texas	48073950300						
Texas	48073950400						
Texas	48073950500						
Texas	48073950600						
Texas	48073950700						
Texas	48073950801						
Texas	48073950802						
Texas	48073950900						
Texas	48073951000						
Texas	48073951100						
Texas	48075950100						
Texas	48075950200						
Texas	48077030200						
Texas	48077030301						
Texas	48077030302						
Texas	48079950100						
Texas	48081950100						
Texas	48081950200						
Texas	48083950300						
Texas	48083950600						
Texas	48083950700						
Texas	48085030100						
Texas	48085030201						
Texas	48085030202						
Texas	48085030203						
Texas	48085030301						
Texas	48085030302						
Texas	48085030303						

AMERICAN OVERSIGHT

State	2012-2016 ACS LIC Tract	Enter "YES" Below to Nominate LIC	2012-2016 Tract Poverty Rate	2012-2016 Tract Median Family Income	2012-2016 State Median Family Income	2012-2016 Core Based Statistical Area (CBSA) Median Family Income	Metro/Non-Metro
Texas	48085030304						
Texas	48085030305						
Texas	48085030403						
Texas	48085030404						
Texas	48085030405						
Texas	48085030406						
Texas	48085030407						
Texas	48085030408						
Texas	48085030504						
Texas	48085030505						
Texas	48085030506						
Texas	48085030507						
Texas	48085030508						
Texas	48085030509						
Texas	48085030510						
Texas	48085030511						
Texas	48085030512						
Texas	48085030513						
Texas	48085030514						
Texas	48085030515						
Texas	48085030516						
Texas	48085030517						
Texas	48085030518						
Texas	48085030519						
Texas	48085030520						
Texas	48085030521						
Texas	48085030522						
Texas	48085030523						
Texas	48085030524						
Texas	48085030525						
Texas	48085030526						
Texas	48085030527						
Texas	48085030528						
Texas	48085030529						
Texas	48085030530						
Texas	48085030531						
Texas	48085030601						
Texas	48085030603						
Texas	48085030604						
Texas	48085030605						
Texas	48085030701						
Texas	48085030702						
Texas	48085030801						
Texas	48085030802						
Texas	48085030900						
Texas	48085031001						
Texas	48085031003						
Texas	48085031004						

AMERICAN OVERSIGHT

State	2012-2016 ACS LIC Tract	Enter "YES" Below to Nominate LIC	2012-2016 Tract Poverty Rate	2012-2016 Tract Median Family Income	2012-2016 State Median Family Income	2012-2016 Core Based Statistical Area (CBSA) Median Family Income	Metro/Non-Metro
Texas	48085031100						
Texas	48085031201						
Texas	48085031202						
Texas	48085031308						
Texas	48085031309						
Texas	48085031310						
Texas	48085031311						
Texas	48085031312						
Texas	48085031313						
Texas	48085031314						
Texas	48085031315						
Texas	48085031316						
Texas	48085031317						
Texas	48085031405						
Texas	48085031406						
Texas	48085031407						
Texas	48085031408						
Texas	48085031409						
Texas	48085031410						
Texas	48085031411						
Texas	48085031504						
Texas	48085031505						
Texas	48085031506						
Texas	48085031507						
Texas	48085031508						
Texas	48085031611						
Texas	48085031612						
Texas	48085031613						
Texas	48085031621						
Texas	48085031622						
Texas	48085031623						
Texas	48085031624						
Texas	48085031625						
Texas	48085031626						
Texas	48085031627						
Texas	48085031628						
Texas	48085031629						
Texas	48085031630						
Texas	48085031631						
Texas	48085031632						
Texas	48085031633						
Texas	48085031634						
Texas	48085031635						
Texas	48085031636						
Texas	48085031637						
Texas	48085031638						
Texas	48085031639						
Texas	48085031640						

AMERICAN OVERSIGHT

State	2012-2016 ACS LIC Tract	Enter "YES" Below to Nominate LIC	2012-2016 Tract Poverty Rate	2012-2016 Tract Median Family Income	2012-2016 State Median Family Income	2012-2016 Core Based Statistical Area (CBSA) Median Family Income	Metro/Non-Metro
Texas	48085031641						
Texas	48085031642						
Texas	48085031643						
Texas	48085031645						
Texas	48085031646						
Texas	48085031647						
Texas	48085031648						
Texas	48085031649						
Texas	48085031652						
Texas	48085031653						
Texas	48085031654						
Texas	48085031655						
Texas	48085031656						
Texas	48085031657						
Texas	48085031658						
Texas	48085031659						
Texas	48085031660						
Texas	48085031661						
Texas	48085031662						
Texas	48085031663						
Texas	48085031664						
Texas	48085031704						
Texas	48085031706						
Texas	48085031708						
Texas	48085031709						
Texas	48085031711						
Texas	48085031712						
Texas	48085031713						
Texas	48085031714						
Texas	48085031715						
Texas	48085031716						
Texas	48085031717						
Texas	48085031718						
Texas	48085031719						
Texas	48085031720						
Texas	48085031802						
Texas	48085031804						
Texas	48085031805						
Texas	48085031806						
Texas	48085031807						
Texas	48085031900						
Texas	48085032003						
Texas	48085032004						
Texas	48085032008						
Texas	48085032009						
Texas	48085032010						
Texas	48085032011						
Texas	48085032012						

AMERICAN OVERSIGHT

State	2012-2016 ACS LIC Tract	Enter "YES" Below to Nominate LIC	2012-2016 Tract Poverty Rate	2012-2016 Tract Median Family Income	2012-2016 State Median Family Income	2012-2016 Core Based Statistical Area (CBSA) Median Family Income	Metro/Non-Metro
Texas	48085032013						
Texas	48087950300						
Texas	48089750100						
Texas	48089750200						
Texas	48089750300						
Texas	48089750400						
Texas	48089750500						
Texas	48091310100						
Texas	48091310200						
Texas	48091310300						
Texas	48091310401						
Texas	48091310403						
Texas	48091310404						
Texas	48091310501						
Texas	48091310502						
Texas	48091310503						
Texas	48091310603						
Texas	48091310604						
Texas	48091310605						
Texas	48091310606						
Texas	48091310607						
Texas	48091310608						
Texas	48091310701						
Texas	48091310702						
Texas	48091310703						
Texas	48091310704						
Texas	48091310801						
Texas	48091310802						
Texas	48091310901						
Texas	48091310902						
Texas	48091310903						
Texas	48093950100						
Texas	48093950200						
Texas	48093950300						
Texas	48093950400						
Texas	48095950300						
Texas	48097000100						
Texas	48097000200						
Texas	48097000400						
Texas	48097000500						
Texas	48097000600						
Texas	48097000700						
Texas	48097000900						
Texas	48097001100						
Texas	48099010101						
Texas	48099010102						
Texas	48099010201						
Texas	48099010202						

AMERICAN OVERSIGHT

State	2012-2016 ACS LIC Tract	Enter "YES" Below to Nominate LIC	2012-2016 Tract Poverty Rate	2012-2016 Tract Median Family Income	2012-2016 State Median Family Income	2012-2016 Core Based Statistical Area (CBSA) Median Family Income	Metro/Non-Metro
Texas	48099010300						
Texas	48099010400						
Texas	48099010501						
Texas	48099010502						
Texas	48099010503						
Texas	48099010504						
Texas	48099010601						
Texas	48099010603						
Texas	48099010604						
Texas	48099010701						
Texas	48099010702						
Texas	48099010802						
Texas	48099010803						
Texas	48099010804						
Texas	48099980000						
Texas	48101950100						
Texas	48103950100						
Texas	48105950100						
Texas	48107950100						
Texas	48107950200						
Texas	48107950300						
Texas	48109950300						
Texas	48111950100						
Texas	48111950300						
Texas	48113000100						
Texas	48113000201						
Texas	48113000202						
Texas	48113000300						
Texas	48113000401						
Texas	48113000404						
Texas	48113000405						
Texas	48113000406						
Texas	48113000500						
Texas	48113000601						
Texas	48113000603						
Texas	48113000605						
Texas	48113000606						
Texas	48113000701						
Texas	48113000702						
Texas	48113000800						
Texas	48113000900						
Texas	48113001001						
Texas	48113001002						
Texas	48113001101						
Texas	48113001102						
Texas	48113001202						
Texas	48113001203						
Texas	48113001204						

AMERICAN OVERSIGHT

State	2012-2016 ACS LIC Tract	Enter "YES" Below to Nominate LIC	2012-2016 Tract Poverty Rate	2012-2016 Tract Median Family Income	2012-2016 State Median Family Income	2012-2016 Core Based Statistical Area (CBSA) Median Family Income	Metro/Non-Metro
Texas	48113001301						
Texas	48113001302						
Texas	48113001400						
Texas	48113001502						
Texas	48113001503						
Texas	48113001504						
Texas	48113001600						
Texas	48113001701						
Texas	48113001703						
Texas	48113001704						
Texas	48113001800						
Texas	48113001900						
Texas	48113002000						
Texas	48113002100						
Texas	48113002200						
Texas	48113002400						
Texas	48113002500						
Texas	48113002701						
Texas	48113002702						
Texas	48113003101						
Texas	48113003400						
Texas	48113003700						
Texas	48113003800						
Texas	48113003901						
Texas	48113003902						
Texas	48113004000						
Texas	48113004100						
Texas	48113004201						
Texas	48113004202						
Texas	48113004300						
Texas	48113004400						
Texas	48113004500						
Texas	48113004600						
Texas	48113004700						
Texas	48113004800						
Texas	48113004900						
Texas	48113005000						
Texas	48113005100						
Texas	48113005200						
Texas	48113005300						
Texas	48113005400						
Texas	48113005500						
Texas	48113005600						
Texas	48113005700						
Texas	48113005901						
Texas	48113005902						
Texas	48113006001						
Texas	48113006002						

AMERICAN OVERSIGHT

State	2012-2016 ACS LIC Tract	Enter "YES" Below to Nominate LIC	2012-2016 Tract Poverty Rate	2012-2016 Tract Median Family Income	2012-2016 State Median Family Income	2012-2016 Core Based Statistical Area (CBSA) Median Family Income	Metro/Non-Metro
Texas	48113006100						
Texas	48113006200						
Texas	48113006301						
Texas	48113006302						
Texas	48113006401						
Texas	48113006402						
Texas	48113006501						
Texas	48113006502						
Texas	48113006700						
Texas	48113006800						
Texas	48113006900						
Texas	48113007101						
Texas	48113007102						
Texas	48113007201						
Texas	48113007202						
Texas	48113007301						
Texas	48113007302						
Texas	48113007601						
Texas	48113007604						
Texas	48113007605						
Texas	48113007700						
Texas	48113007801						
Texas	48113007804						
Texas	48113007805						
Texas	48113007809						
Texas	48113007810						
Texas	48113007811						
Texas	48113007812						
Texas	48113007815						
Texas	48113007818						
Texas	48113007819						
Texas	48113007820						
Texas	48113007821						
Texas	48113007822						
Texas	48113007823						
Texas	48113007824						
Texas	48113007825						
Texas	48113007826						
Texas	48113007827						
Texas	48113007902						
Texas	48113007903						
Texas	48113007906						
Texas	48113007909						
Texas	48113007910						
Texas	48113007911						
Texas	48113007912						
Texas	48113007913						
Texas	48113007914						

AMERICAN OVERSIGHT

State	2012-2016 ACS LIC Tract	Enter "YES" Below to Nominate LIC	2012-2016 Tract Poverty Rate	2012-2016 Tract Median Family Income	2012-2016 State Median Family Income	2012-2016 Core Based Statistical Area (CBSA) Median Family Income	Metro/Non-Metro
Texas	48113008000						
Texas	48113008100						
Texas	48113008200						
Texas	48113008400						
Texas	48113008500						
Texas	48113008603						
Texas	48113008604						
Texas	48113008701						
Texas	48113008703						
Texas	48113008704						
Texas	48113008705						
Texas	48113008801						
Texas	48113008802						
Texas	48113008900						
Texas	48113009000						
Texas	48113009101						
Texas	48113009103						
Texas	48113009104						
Texas	48113009105						
Texas	48113009201						
Texas	48113009202						
Texas	48113009301						
Texas	48113009303						
Texas	48113009304						
Texas	48113009401						
Texas	48113009402						
Texas	48113009500						
Texas	48113009603						
Texas	48113009604						
Texas	48113009605						
Texas	48113009607						
Texas	48113009608						
Texas	48113009609						
Texas	48113009610						
Texas	48113009611						
Texas	48113009701						
Texas	48113009702						
Texas	48113009802						
Texas	48113009803						
Texas	48113009804						
Texas	48113009900						
Texas	48113010000						
Texas	48113010101						
Texas	48113010102						
Texas	48113010500						
Texas	48113010601						
Texas	48113010602						
Texas	48113010701						

AMERICAN OVERSIGHT

State	2012-2016 ACS LIC Tract	Enter "YES" Below to Nominate LIC	2012-2016 Tract Poverty Rate	2012-2016 Tract Median Family Income	2012-2016 State Median Family Income	2012-2016 Core Based Statistical Area (CBSA) Median Family Income	Metro/Non-Metro
Texas	48113010703						
Texas	48113010704						
Texas	48113010801						
Texas	48113010803						
Texas	48113010804						
Texas	48113010805						
Texas	48113010902						
Texas	48113010903						
Texas	48113010904						
Texas	48113011001						
Texas	48113011002						
Texas	48113011101						
Texas	48113011103						
Texas	48113011104						
Texas	48113011105						
Texas	48113011200						
Texas	48113011300						
Texas	48113011401						
Texas	48113011500						
Texas	48113011601						
Texas	48113011602						
Texas	48113011701						
Texas	48113011702						
Texas	48113011800						
Texas	48113011900						
Texas	48113012000						
Texas	48113012100						
Texas	48113012204						
Texas	48113012206						
Texas	48113012207						
Texas	48113012208						
Texas	48113012209						
Texas	48113012210						
Texas	48113012211						
Texas	48113012301						
Texas	48113012302						
Texas	48113012400						
Texas	48113012500						
Texas	48113012601						
Texas	48113012603						
Texas	48113012604						
Texas	48113012701						
Texas	48113012702						
Texas	48113012800						
Texas	48113012900						
Texas	48113013004						
Texas	48113013005						
Texas	48113013007						

AMERICAN OVERSIGHT

State	2012-2016 ACS LIC Tract	Enter "YES" Below to Nominate LIC	2012-2016 Tract Poverty Rate	2012-2016 Tract Median Family Income	2012-2016 State Median Family Income	2012-2016 Core Based Statistical Area (CBSA) Median Family Income	Metro/Non-Metro
Texas	48113013008						
Texas	48113013009						
Texas	48113013010						
Texas	48113013011						
Texas	48113013101						
Texas	48113013102						
Texas	48113013104						
Texas	48113013105						
Texas	48113013200						
Texas	48113013300						
Texas	48113013400						
Texas	48113013500						
Texas	48113013605						
Texas	48113013606						
Texas	48113013607						
Texas	48113013608						
Texas	48113013609						
Texas	48113013610						
Texas	48113013611						
Texas	48113013615						
Texas	48113013616						
Texas	48113013617						
Texas	48113013618						
Texas	48113013619						
Texas	48113013620						
Texas	48113013621						
Texas	48113013622						
Texas	48113013623						
Texas	48113013624						
Texas	48113013625						
Texas	48113013626						
Texas	48113013711						
Texas	48113013712						
Texas	48113013713						
Texas	48113013714						
Texas	48113013715						
Texas	48113013716						
Texas	48113013717						
Texas	48113013718						
Texas	48113013719						
Texas	48113013720						
Texas	48113013721						
Texas	48113013722						
Texas	48113013725						
Texas	48113013726						
Texas	48113013727						
Texas	48113013803						
Texas	48113013804						

AMERICAN OVERSIGHT

State	2012-2016 ACS LIC Tract	Enter "YES" Below to Nominate LIC	2012-2016 Tract Poverty Rate	2012-2016 Tract Median Family Income	2012-2016 State Median Family Income	2012-2016 Core Based Statistical Area (CBSA) Median Family Income	Metro/Non-Metro
Texas	48113013805						
Texas	48113013806						
Texas	48113013901						
Texas	48113013902						
Texas	48113014001						
Texas	48113014002						
Texas	48113014103						
Texas	48113014113						
Texas	48113014114						
Texas	48113014115						
Texas	48113014116						
Texas	48113014119						
Texas	48113014120						
Texas	48113014121						
Texas	48113014123						
Texas	48113014124						
Texas	48113014126						
Texas	48113014127						
Texas	48113014128						
Texas	48113014129						
Texas	48113014130						
Texas	48113014131						
Texas	48113014132						
Texas	48113014133						
Texas	48113014134						
Texas	48113014135						
Texas	48113014136						
Texas	48113014137						
Texas	48113014138						
Texas	48113014203						
Texas	48113014204						
Texas	48113014205						
Texas	48113014206						
Texas	48113014302						
Texas	48113014306						
Texas	48113014307						
Texas	48113014308						
Texas	48113014309						
Texas	48113014310						
Texas	48113014311						
Texas	48113014312						
Texas	48113014403						
Texas	48113014405						
Texas	48113014406						
Texas	48113014407						
Texas	48113014408						
Texas	48113014501						
Texas	48113014502						

AMERICAN OVERSIGHT

State	2012-2016 ACS LIC Tract	Enter "YES" Below to Nominate LIC	2012-2016 Tract Poverty Rate	2012-2016 Tract Median Family Income	2012-2016 State Median Family Income	2012-2016 Core Based Statistical Area (CBSA) Median Family Income	Metro/Non-Metro
Texas	48113014601						
Texas	48113014602						
Texas	48113014603						
Texas	48113014701						
Texas	48113014702						
Texas	48113014703						
Texas	48113014901						
Texas	48113014902						
Texas	48113015000						
Texas	48113015100						
Texas	48113015202						
Texas	48113015204						
Texas	48113015205						
Texas	48113015206						
Texas	48113015303						
Texas	48113015304						
Texas	48113015305						
Texas	48113015306						
Texas	48113015401						
Texas	48113015403						
Texas	48113015404						
Texas	48113015500						
Texas	48113015600						
Texas	48113015700						
Texas	48113015800						
Texas	48113015900						
Texas	48113016001						
Texas	48113016002						
Texas	48113016100						
Texas	48113016201						
Texas	48113016202						
Texas	48113016301						
Texas	48113016302						
Texas	48113016401						
Texas	48113016406						
Texas	48113016407						
Texas	48113016408						
Texas	48113016409						
Texas	48113016410						
Texas	48113016411						
Texas	48113016412						
Texas	48113016413						
Texas	48113016502						
Texas	48113016509						
Texas	48113016510						
Texas	48113016511						
Texas	48113016513						
Texas	48113016514						

AMERICAN OVERSIGHT

State	2012-2016 ACS LIC Tract	Enter "YES" Below to Nominate LIC	2012-2016 Tract Poverty Rate	2012-2016 Tract Median Family Income	2012-2016 State Median Family Income	2012-2016 Core Based Statistical Area (CBSA) Median Family Income	Metro/Non-Metro
Texas	48113016516						
Texas	48113016517						
Texas	48113016518						
Texas	48113016519						
Texas	48113016520						
Texas	48113016521						
Texas	48113016522						
Texas	48113016523						
Texas	48113016605						
Texas	48113016606						
Texas	48113016607						
Texas	48113016610						
Texas	48113016611						
Texas	48113016612						
Texas	48113016615						
Texas	48113016616						
Texas	48113016617						
Texas	48113016618						
Texas	48113016619						
Texas	48113016620						
Texas	48113016621						
Texas	48113016622						
Texas	48113016623						
Texas	48113016624						
Texas	48113016625						
Texas	48113016626						
Texas	48113016701						
Texas	48113016703						
Texas	48113016704						
Texas	48113016705						
Texas	48113016802						
Texas	48113016803						
Texas	48113016804						
Texas	48113016902						
Texas	48113016903						
Texas	48113017001						
Texas	48113017003						
Texas	48113017004						
Texas	48113017101						
Texas	48113017102						
Texas	48113017201						
Texas	48113017202						
Texas	48113017301						
Texas	48113017303						
Texas	48113017304						
Texas	48113017305						
Texas	48113017306						
Texas	48113017400						

AMERICAN OVERSIGHT

State	2012-2016 ACS LIC Tract	Enter "YES" Below to Nominate LIC	2012-2016 Tract Poverty Rate	2012-2016 Tract Median Family Income	2012-2016 State Median Family Income	2012-2016 Core Based Statistical Area (CBSA) Median Family Income	Metro/Non-Metro
Texas	48113017500						
Texas	48113017602						
Texas	48113017604						
Texas	48113017605						
Texas	48113017606						
Texas	48113017702						
Texas	48113017703						
Texas	48113017704						
Texas	48113017804						
Texas	48113017805						
Texas	48113017806						
Texas	48113017807						
Texas	48113017808						
Texas	48113017811						
Texas	48113017812						
Texas	48113017813						
Texas	48113017814						
Texas	48113017900						
Texas	48113018001						
Texas	48113018002						
Texas	48113018104						
Texas	48113018105						
Texas	48113018110						
Texas	48113018111						
Texas	48113018118						
Texas	48113018120						
Texas	48113018121						
Texas	48113018122						
Texas	48113018123						
Texas	48113018124						
Texas	48113018126						
Texas	48113018127						
Texas	48113018128						
Texas	48113018129						
Texas	48113018130						
Texas	48113018132						
Texas	48113018133						
Texas	48113018134						
Texas	48113018135						
Texas	48113018136						
Texas	48113018137						
Texas	48113018138						
Texas	48113018139						
Texas	48113018140						
Texas	48113018141						
Texas	48113018142						
Texas	48113018203						
Texas	48113018204						

AMERICAN OVERSIGHT

State	2012-2016 ACS LIC Tract	Enter "YES" Below to Nominate LIC	2012-2016 Tract Poverty Rate	2012-2016 Tract Median Family Income	2012-2016 State Median Family Income	2012-2016 Core Based Statistical Area (CBSA) Median Family Income	Metro/Non-Metro
Texas	48113018205						
Texas	48113018206						
Texas	48113018300						
Texas	48113018401						
Texas	48113018402						
Texas	48113018403						
Texas	48113018501						
Texas	48113018503						
Texas	48113018505						
Texas	48113018506						
Texas	48113018600						
Texas	48113018700						
Texas	48113018801						
Texas	48113018802						
Texas	48113018900						
Texas	48113019004						
Texas	48113019013						
Texas	48113019014						
Texas	48113019016						
Texas	48113019018						
Texas	48113019019						
Texas	48113019020						
Texas	48113019021						
Texas	48113019023						
Texas	48113019024						
Texas	48113019025						
Texas	48113019026						
Texas	48113019027						
Texas	48113019028						
Texas	48113019029						
Texas	48113019031						
Texas	48113019032						
Texas	48113019033						
Texas	48113019034						
Texas	48113019035						
Texas	48113019036						
Texas	48113019037						
Texas	48113019038						
Texas	48113019039						
Texas	48113019040						
Texas	48113019041						
Texas	48113019042						
Texas	48113019043						
Texas	48113019100						
Texas	48113019202						
Texas	48113019203						
Texas	48113019204						
Texas	48113019205						

AMERICAN OVERSIGHT

State	2012-2016 ACS LIC Tract	Enter "YES" Below to Nominate LIC	2012-2016 Tract Poverty Rate	2012-2016 Tract Median Family Income	2012-2016 State Median Family Income	2012-2016 Core Based Statistical Area (CBSA) Median Family Income	Metro/Non-Metro
Texas	48113019206						
Texas	48113019208						
Texas	48113019210						
Texas	48113019211						
Texas	48113019212						
Texas	48113019213						
Texas	48113019301						
Texas	48113019302						
Texas	48113019400						
Texas	48113019501						
Texas	48113019502						
Texas	48113019600						
Texas	48113019700						
Texas	48113019800						
Texas	48113019900						
Texas	48113020000						
Texas	48113020100						
Texas	48113020200						
Texas	48113020300						
Texas	48113020400						
Texas	48113020500						
Texas	48113020600						
Texas	48113020700						
Texas	48113980000						
Texas	48113980100						
Texas	48115950401						
Texas	48115950402						
Texas	48115950500						
Texas	48115950600						
Texas	48117950300						
Texas	48117950400						
Texas	48117950500						
Texas	48117950600						
Texas	48119950100						
Texas	48119950200						
Texas	48121020103						
Texas	48121020104						
Texas	48121020105						
Texas	48121020106						
Texas	48121020107						
Texas	48121020108						
Texas	48121020109						
Texas	48121020110						
Texas	48121020111						
Texas	48121020112						
Texas	48121020113						
Texas	48121020114						
Texas	48121020115						

AMERICAN OVERSIGHT

State	2012-2016 ACS LIC Tract	Enter "YES" Below to Nominate LIC	2012-2016 Tract Poverty Rate	2012-2016 Tract Median Family Income	2012-2016 State Median Family Income	2012-2016 Core Based Statistical Area (CBSA) Median Family Income	Metro/Non-Metro
Texas	48121020202						
Texas	48121020203						
Texas	48121020204						
Texas	48121020205						
Texas	48121020303						
Texas	48121020305						
Texas	48121020306						
Texas	48121020307						
Texas	48121020308						
Texas	48121020309						
Texas	48121020310						
Texas	48121020401						
Texas	48121020402						
Texas	48121020403						
Texas	48121020503						
Texas	48121020504						
Texas	48121020505						
Texas	48121020506						
Texas	48121020601						
Texas	48121020602						
Texas	48121020700						
Texas	48121020800						
Texas	48121020900						
Texas	48121021000						
Texas	48121021100						
Texas	48121021201						
Texas	48121021202						
Texas	48121021301						
Texas	48121021303						
Texas	48121021304						
Texas	48121021305						
Texas	48121021403						
Texas	48121021404						
Texas	48121021405						
Texas	48121021406						
Texas	48121021407						
Texas	48121021408						
Texas	48121021409						
Texas	48121021502						
Texas	48121021505						
Texas	48121021512						
Texas	48121021513						
Texas	48121021514						
Texas	48121021515						
Texas	48121021516						
Texas	48121021517						
Texas	48121021518						
Texas	48121021519						

AMERICAN OVERSIGHT

State	2012-2016 ACS LIC Tract	Enter "YES" Below to Nominate LIC	2012-2016 Tract Poverty Rate	2012-2016 Tract Median Family Income	2012-2016 State Median Family Income	2012-2016 Core Based Statistical Area (CBSA) Median Family Income	Metro/Non-Metro
Texas	48121021520						
Texas	48121021521						
Texas	48121021522						
Texas	48121021523						
Texas	48121021524						
Texas	48121021525						
Texas	48121021526						
Texas	48121021527						
Texas	48121021611						
Texas	48121021612						
Texas	48121021613						
Texas	48121021614						
Texas	48121021615						
Texas	48121021616						
Texas	48121021618						
Texas	48121021619						
Texas	48121021620						
Texas	48121021621						
Texas	48121021622						
Texas	48121021623						
Texas	48121021624						
Texas	48121021625						
Texas	48121021626						
Texas	48121021627						
Texas	48121021628						
Texas	48121021629						
Texas	48121021630						
Texas	48121021631						
Texas	48121021632						
Texas	48121021633						
Texas	48121021634						
Texas	48121021635						
Texas	48121021636						
Texas	48121021637						
Texas	48121021638						
Texas	48121021715						
Texas	48121021716						
Texas	48121021717						
Texas	48121021718						
Texas	48121021719						
Texas	48121021720						
Texas	48121021721						
Texas	48121021722						
Texas	48121021723						
Texas	48121021724						
Texas	48121021725						
Texas	48121021726						
Texas	48121021727						

AMERICAN OVERSIGHT

State	2012-2016 ACS LIC Tract	Enter "YES" Below to Nominate LIC	2012-2016 Tract Poverty Rate	2012-2016 Tract Median Family Income	2012-2016 State Median Family Income	2012-2016 Core Based Statistical Area (CBSA) Median Family Income	Metro/Non-Metro
Texas	48121021728						
Texas	48121021729						
Texas	48121021730						
Texas	48121021731						
Texas	48121021732						
Texas	48121021733						
Texas	48121021734						
Texas	48121021735						
Texas	48121021736						
Texas	48121021737						
Texas	48121021738						
Texas	48121021739						
Texas	48121021740						
Texas	48121021741						
Texas	48121021742						
Texas	48121021743						
Texas	48121021744						
Texas	48121021745						
Texas	48121021746						
Texas	48121021747						
Texas	48121021748						
Texas	48121021749						
Texas	48121021750						
Texas	48121021751						
Texas	48121021752						
Texas	48121021753						
Texas	48121021800						
Texas	48121021900						
Texas	48123970100						
Texas	48123970200						
Texas	48123970300						
Texas	48123970400						
Texas	48123970500						
Texas	48125950300						
Texas	48127950200						
Texas	48127950400						
Texas	48129950200						
Texas	48129950300						
Texas	48131950100						
Texas	48131950200						
Texas	48131950500						
Texas	48133950100						
Texas	48133950200						
Texas	48133950300						
Texas	48133950400						
Texas	48133950500						
Texas	48135000100						
Texas	48135000300						

AMERICAN OVERSIGHT

State	2012-2016 ACS LIC Tract	Enter "YES" Below to Nominate LIC	2012-2016 Tract Poverty Rate	2012-2016 Tract Median Family Income	2012-2016 State Median Family Income	2012-2016 Core Based Statistical Area (CBSA) Median Family Income	Metro/Non-Metro
Texas	48135000400						
Texas	48135000500						
Texas	48135000600						
Texas	48135000700						
Texas	48135000800						
Texas	48135001000						
Texas	48135001100						
Texas	48135001300						
Texas	48135001500						
Texas	48135001600						
Texas	48135001700						
Texas	48135001800						
Texas	48135001900						
Texas	48135002000						
Texas	48135002200						
Texas	48135002300						
Texas	48135002400						
Texas	48135002501						
Texas	48135002502						
Texas	48135002503						
Texas	48135002700						
Texas	48135002801						
Texas	48135002802						
Texas	48135002900						
Texas	48135003000						
Texas	48135003100						
Texas	48137950300						
Texas	48139060101						
Texas	48139060102						
Texas	48139060204						
Texas	48139060206						
Texas	48139060207						
Texas	48139060208						
Texas	48139060209						
Texas	48139060210						
Texas	48139060211						
Texas	48139060212						
Texas	48139060213						
Texas	48139060214						
Texas	48139060300						
Texas	48139060400						
Texas	48139060500						
Texas	48139060600						
Texas	48139060701						
Texas	48139060702						
Texas	48139060703						
Texas	48139060801						
Texas	48139060802						

AMERICAN OVERSIGHT

State	2012-2016 ACS LIC Tract	Enter "YES" Below to Nominate LIC	2012-2016 Tract Poverty Rate	2012-2016 Tract Median Family Income	2012-2016 State Median Family Income	2012-2016 Core Based Statistical Area (CBSA) Median Family Income	Metro/Non-Metro
Texas	48139060803						
Texas	48139060900						
Texas	48139061000						
Texas	48139061100						
Texas	48139061200						
Texas	48139061300						
Texas	48139061400						
Texas	48139061500						
Texas	48139061600						
Texas	48139061700						
Texas	48141000101						
Texas	48141000106						
Texas	48141000107						
Texas	48141000108						
Texas	48141000109						
Texas	48141000110						
Texas	48141000111						
Texas	48141000112						
Texas	48141000204						
Texas	48141000205						
Texas	48141000206						
Texas	48141000207						
Texas	48141000208						
Texas	48141000301						
Texas	48141000302						
Texas	48141000401						
Texas	48141000403						
Texas	48141000404						
Texas	48141000600						
Texas	48141000800						
Texas	48141000900						
Texas	48141001001						
Texas	48141001002						
Texas	48141001104						
Texas	48141001107						
Texas	48141001109						
Texas	48141001110						
Texas	48141001111						
Texas	48141001112						
Texas	48141001113						
Texas	48141001114						
Texas	48141001115						
Texas	48141001201						
Texas	48141001202						
Texas	48141001203						
Texas	48141001301						
Texas	48141001302						
Texas	48141001400						

AMERICAN OVERSIGHT

State	2012-2016 ACS LIC Tract	Enter "YES" Below to Nominate LIC	2012-2016 Tract Poverty Rate	2012-2016 Tract Median Family Income	2012-2016 State Median Family Income	2012-2016 Core Based Statistical Area (CBSA) Median Family Income	Metro/Non-Metro
Texas	48141001501						
Texas	48141001502						
Texas	48141001600						
Texas	48141001700						
Texas	48141001800						
Texas	48141001900						
Texas	48141002000						
Texas	48141002100						
Texas	48141002201						
Texas	48141002202						
Texas	48141002300						
Texas	48141002400						
Texas	48141002500						
Texas	48141002600						
Texas	48141002800						
Texas	48141002900						
Texas	48141003000						
Texas	48141003100						
Texas	48141003200						
Texas	48141003300						
Texas	48141003402						
Texas	48141003403						
Texas	48141003404						
Texas	48141003501						
Texas	48141003502						
Texas	48141003601						
Texas	48141003602						
Texas	48141003701						
Texas	48141003702						
Texas	48141003801						
Texas	48141003803						
Texas	48141003804						
Texas	48141003901						
Texas	48141003902						
Texas	48141003903						
Texas	48141004002						
Texas	48141004003						
Texas	48141004004						
Texas	48141004103						
Texas	48141004104						
Texas	48141004105						
Texas	48141004106						
Texas	48141004107						
Texas	48141004201						
Texas	48141004202						
Texas	48141004303						
Texas	48141004307						
Texas	48141004309						

AMERICAN OVERSIGHT

State	2012-2016 ACS LIC Tract	Enter "YES" Below to Nominate LIC	2012-2016 Tract Poverty Rate	2012-2016 Tract Median Family Income	2012-2016 State Median Family Income	2012-2016 Core Based Statistical Area (CBSA) Median Family Income	Metro/Non-Metro
Texas	48141004310						
Texas	48141004311						
Texas	48141004312						
Texas	48141004313						
Texas	48141004314						
Texas	48141004316						
Texas	48141004317						
Texas	48141004318						
Texas	48141004319						
Texas	48141004320						
Texas	48141010101						
Texas	48141010102						
Texas	48141010103						
Texas	48141010203						
Texas	48141010207						
Texas	48141010210						
Texas	48141010211						
Texas	48141010212						
Texas	48141010213						
Texas	48141010214						
Texas	48141010215						
Texas	48141010216						
Texas	48141010217						
Texas	48141010218						
Texas	48141010219						
Texas	48141010220						
Texas	48141010221						
Texas	48141010222						
Texas	48141010303						
Texas	48141010307						
Texas	48141010311						
Texas	48141010312						
Texas	48141010316						
Texas	48141010317						
Texas	48141010319						
Texas	48141010322						
Texas	48141010323						
Texas	48141010324						
Texas	48141010325						
Texas	48141010326						
Texas	48141010327						
Texas	48141010328						
Texas	48141010329						
Texas	48141010330						
Texas	48141010331						
Texas	48141010332						
Texas	48141010333						
Texas	48141010334						

AMERICAN OVERSIGHT

State	2012-2016 ACS LIC Tract	Enter "YES" Below to Nominate LIC	2012-2016 Tract Poverty Rate	2012-2016 Tract Median Family Income	2012-2016 State Median Family Income	2012-2016 Core Based Statistical Area (CBSA) Median Family Income	Metro/Non-Metro
Texas	48141010335						
Texas	48141010336						
Texas	48141010337						
Texas	48141010338						
Texas	48141010339						
Texas	48141010340						
Texas	48141010341						
Texas	48141010342						
Texas	48141010343						
Texas	48141010344						
Texas	48141010345						
Texas	48141010346						
Texas	48141010347						
Texas	48141010401						
Texas	48141010404						
Texas	48141010405						
Texas	48141010406						
Texas	48141010407						
Texas	48141010408						
Texas	48141010409						
Texas	48141010501						
Texas	48141010502						
Texas	48141010504						
Texas	48141010505						
Texas	48141010506						
Texas	48141010600						
Texas	48141980000						
Texas	48143950100						
Texas	48143950201						
Texas	48143950202						
Texas	48143950300						
Texas	48143950400						
Texas	48143950500						
Texas	48143950600						
Texas	48143950700						
Texas	48145000200						
Texas	48145000300						
Texas	48145000400						
Texas	48145000500						
Texas	48145000700						
Texas	48145000800						
Texas	48147950100						
Texas	48147950300						
Texas	48147950401						
Texas	48147950402						
Texas	48147950500						
Texas	48147950600						
Texas	48147950701						

AMERICAN OVERSIGHT

State	2012-2016 ACS LIC Tract	Enter "YES" Below to Nominate LIC	2012-2016 Tract Poverty Rate	2012-2016 Tract Median Family Income	2012-2016 State Median Family Income	2012-2016 Core Based Statistical Area (CBSA) Median Family Income	Metro/Non-Metro
Texas	48147950702						
Texas	48147950800						
Texas	48149970100						
Texas	48149970200						
Texas	48149970300						
Texas	48149970400						
Texas	48149970500						
Texas	48149970600						
Texas	48149970700						
Texas	48151950300						
Texas	48151950400						
Texas	48153950500						
Texas	48153950600						
Texas	48155950100						
Texas	48157670101						
Texas	48157670102						
Texas	48157670200						
Texas	48157670300						
Texas	48157670400						
Texas	48157670500						
Texas	48157670601						
Texas	48157670602						
Texas	48157670700						
Texas	48157670800						
Texas	48157670901						
Texas	48157670902						
Texas	48157671001						
Texas	48157671002						
Texas	48157671100						
Texas	48157671200						
Texas	48157671300						
Texas	48157671400						
Texas	48157671501						
Texas	48157671502						
Texas	48157671601						
Texas	48157671602						
Texas	48157671700						
Texas	48157671800						
Texas	48157671900						
Texas	48157672001						
Texas	48157672002						
Texas	48157672100						
Texas	48157672200						
Texas	48157672301						
Texas	48157672302						
Texas	48157672400						
Texas	48157672500						
Texas	48157672601						

AMERICAN OVERSIGHT

State	2012-2016 ACS LIC Tract	Enter "YES" Below to Nominate LIC	2012-2016 Tract Poverty Rate	2012-2016 Tract Median Family Income	2012-2016 State Median Family Income	2012-2016 Core Based Statistical Area (CBSA) Median Family Income	Metro/Non-Metro
Texas	48157672602						
Texas	48157672701						
Texas	48157672702						
Texas	48157672800						
Texas	48157672900						
Texas	48157673001						
Texas	48157673002						
Texas	48157673003						
Texas	48157673101						
Texas	48157673102						
Texas	48157673200						
Texas	48157673300						
Texas	48157673400						
Texas	48157673500						
Texas	48157673600						
Texas	48157673700						
Texas	48157673800						
Texas	48157673901						
Texas	48157673902						
Texas	48157674000						
Texas	48157674100						
Texas	48157674200						
Texas	48157674300						
Texas	48157674400						
Texas	48157674501						
Texas	48157674502						
Texas	48157674601						
Texas	48157674602						
Texas	48157674603						
Texas	48157674604						
Texas	48157674700						
Texas	48157674800						
Texas	48157674900						
Texas	48157675000						
Texas	48157675100						
Texas	48157675200						
Texas	48157675300						
Texas	48157675400						
Texas	48157675500						
Texas	48157675600						
Texas	48157675700						
Texas	48157675800						
Texas	48159950100						
Texas	48159950200						
Texas	48159950300						
Texas	48161000100						
Texas	48161000200						
Texas	48161000300						

AMERICAN OVERSIGHT

State	2012-2016 ACS LIC Tract	Enter "YES" Below to Nominate LIC	2012-2016 Tract Poverty Rate	2012-2016 Tract Median Family Income	2012-2016 State Median Family Income	2012-2016 Core Based Statistical Area (CBSA) Median Family Income	Metro/Non-Metro
Texas	48161000400						
Texas	48161000600						
Texas	48161000700						
Texas	48161000900						
Texas	48163950100						
Texas	48163950200						
Texas	48163950300						
Texas	48165950100						
Texas	48165950200						
Texas	48165950300						
Texas	48167720100						
Texas	48167720200						
Texas	48167720301						
Texas	48167720302						
Texas	48167720400						
Texas	48167720501						
Texas	48167720502						
Texas	48167720503						
Texas	48167720600						
Texas	48167720700						
Texas	48167720800						
Texas	48167720900						
Texas	48167721000						
Texas	48167721100						
Texas	48167721201						
Texas	48167721202						
Texas	48167721300						
Texas	48167721400						
Texas	48167721500						
Texas	48167721600						
Texas	48167721700						
Texas	48167721800						
Texas	48167721900						
Texas	48167722001						
Texas	48167722002						
Texas	48167722100						
Texas	48167722200						
Texas	48167722300						
Texas	48167722600						
Texas	48167722700						
Texas	48167722800						
Texas	48167722900						
Texas	48167723000						
Texas	48167723100						
Texas	48167723200						
Texas	48167723300						
Texas	48167723400						
Texas	48167723501						

AMERICAN OVERSIGHT

State	2012-2016 ACS LIC Tract	Enter "YES" Below to Nominate LIC	2012-2016 Tract Poverty Rate	2012-2016 Tract Median Family Income	2012-2016 State Median Family Income	2012-2016 Core Based Statistical Area (CBSA) Median Family Income	Metro/Non-Metro
Texas	48167723502						
Texas	48167723600						
Texas	48167723700						
Texas	48167723800						
Texas	48167723900						
Texas	48167724000						
Texas	48167724101						
Texas	48167724200						
Texas	48167724300						
Texas	48167724400						
Texas	48167724500						
Texas	48167724600						
Texas	48167724700						
Texas	48167724800						
Texas	48167724900						
Texas	48167725000						
Texas	48167725100						
Texas	48167725200						
Texas	48167725300						
Texas	48167725400						
Texas	48167725500						
Texas	48167725600						
Texas	48167725700						
Texas	48167725800						
Texas	48167725900						
Texas	48167726000						
Texas	48167726100						
Texas	48167726200						
Texas	48167990000						
Texas	48169950100						
Texas	48171950100						
Texas	48171950200						
Texas	48171950300						
Texas	48171950400						
Texas	48171950500						
Texas	48173950100						
Texas	48175960100						
Texas	48175960200						
Texas	48177000100						
Texas	48177000200						
Texas	48177000300						
Texas	48177000400						
Texas	48177000500						
Texas	48177000600						
Texas	48179950100						
Texas	48179950300						
Texas	48179950400						
Texas	48179950500						

AMERICAN OVERSIGHT

State	2012-2016 ACS LIC Tract	Enter "YES" Below to Nominate LIC	2012-2016 Tract Poverty Rate	2012-2016 Tract Median Family Income	2012-2016 State Median Family Income	2012-2016 Core Based Statistical Area (CBSA) Median Family Income	Metro/Non-Metro
Texas	48179950600						
Texas	48179950700						
Texas	48179950800						
Texas	48181000101						
Texas	48181000102						
Texas	48181000200						
Texas	48181000302						
Texas	48181000303						
Texas	48181000304						
Texas	48181000400						
Texas	48181000501						
Texas	48181000502						
Texas	48181000600						
Texas	48181000700						
Texas	48181000800						
Texas	48181000901						
Texas	48181000902						
Texas	48181001101						
Texas	48181001102						
Texas	48181001200						
Texas	48181001300						
Texas	48181001400						
Texas	48181001500						
Texas	48181001700						
Texas	48181001801						
Texas	48181001802						
Texas	48181001803						
Texas	48181001900						
Texas	48181002000						
Texas	48183000200						
Texas	48183000300						
Texas	48183000401						
Texas	48183000402						
Texas	48183000501						
Texas	48183000502						
Texas	48183000600						
Texas	48183000700						
Texas	48183000800						
Texas	48183000900						
Texas	48183001000						
Texas	48183001100						
Texas	48183001200						
Texas	48183001300						
Texas	48183001400						
Texas	48183001500						
Texas	48183010100						
Texas	48183010200						
Texas	48183010301						

AMERICAN OVERSIGHT

State	2012-2016 ACS LIC Tract	Enter "YES" Below to Nominate LIC	2012-2016 Tract Poverty Rate	2012-2016 Tract Median Family Income	2012-2016 State Median Family Income	2012-2016 Core Based Statistical Area (CBSA) Median Family Income	Metro/Non-Metro
Texas	48183010302						
Texas	48183010400						
Texas	48183010500						
Texas	48183010600						
Texas	48183010700						
Texas	48183980000						
Texas	48185180101						
Texas	48185180102						
Texas	48185180200						
Texas	48185180301						
Texas	48185180302						
Texas	48185180400						
Texas	48187210100						
Texas	48187210200						
Texas	48187210300						
Texas	48187210400						
Texas	48187210504						
Texas	48187210505						
Texas	48187210506						
Texas	48187210507						
Texas	48187210508						
Texas	48187210603						
Texas	48187210604						
Texas	48187210606						
Texas	48187210607						
Texas	48187210608						
Texas	48187210705						
Texas	48187210706						
Texas	48187210707						
Texas	48187210708						
Texas	48187210709						
Texas	48187210710						
Texas	48187210711						
Texas	48187210712						
Texas	48187210713						
Texas	48187210714						
Texas	48187210801						
Texas	48187210803						
Texas	48187210804						
Texas	48187210901						
Texas	48187210902						
Texas	48189950100						
Texas	48189950200						
Texas	48189950300						
Texas	48189950400						
Texas	48189950500						
Texas	48189950600						
Texas	48189950700						

AMERICAN OVERSIGHT

State	2012-2016 ACS LIC Tract	Enter "YES" Below to Nominate LIC	2012-2016 Tract Poverty Rate	2012-2016 Tract Median Family Income	2012-2016 State Median Family Income	2012-2016 Core Based Statistical Area (CBSA) Median Family Income	Metro/Non-Metro
Texas	48189950800						
Texas	48189950900						
Texas	48191950500						
Texas	48193950100						
Texas	48193950200						
Texas	48193950300						
Texas	48195950100						
Texas	48195950300						
Texas	48197950100						
Texas	48199030100						
Texas	48199030200						
Texas	48199030300						
Texas	48199030400						
Texas	48199030501						
Texas	48199030502						
Texas	48199030600						
Texas	48199030700						
Texas	48199030800						
Texas	48199030900						
Texas	48199031000						
Texas	48201100000						
Texas	48201210100						
Texas	48201210400						
Texas	48201210500						
Texas	48201210600						
Texas	48201210700						
Texas	48201210800						
Texas	48201210900						
Texas	48201211000						
Texas	48201211100						
Texas	48201211200						
Texas	48201211300						
Texas	48201211400						
Texas	48201211500						
Texas	48201211600						
Texas	48201211700						
Texas	48201211900						
Texas	48201212300						
Texas	48201212400						
Texas	48201212500						
Texas	48201220100						
Texas	48201220200						
Texas	48201220300						
Texas	48201220400						
Texas	48201220500						
Texas	48201220600						
Texas	48201220700						
Texas	48201220800						

AMERICAN OVERSIGHT

State	2012-2016 ACS LIC Tract	Enter "YES" Below to Nominate LIC	2012-2016 Tract Poverty Rate	2012-2016 Tract Median Family Income	2012-2016 State Median Family Income	2012-2016 Core Based Statistical Area (CBSA) Median Family Income	Metro/Non-Metro
Texas	48201220900						
Texas	48201221000						
Texas	48201221100						
Texas	48201221200						
Texas	48201221300						
Texas	48201221400						
Texas	48201221500						
Texas	48201221600						
Texas	48201221700						
Texas	48201221800						
Texas	48201221900						
Texas	48201222000						
Texas	48201222100						
Texas	48201222200						
Texas	48201222300						
Texas	48201222401						
Texas	48201222402						
Texas	48201222501						
Texas	48201222502						
Texas	48201222503						
Texas	48201222600						
Texas	48201222700						
Texas	48201222800						
Texas	48201222900						
Texas	48201223001						
Texas	48201223002						
Texas	48201223100						
Texas	48201230100						
Texas	48201230200						
Texas	48201230300						
Texas	48201230400						
Texas	48201230500						
Texas	48201230600						
Texas	48201230700						
Texas	48201230800						
Texas	48201230900						
Texas	48201231000						
Texas	48201231100						
Texas	48201231200						
Texas	48201231300						
Texas	48201231400						
Texas	48201231500						
Texas	48201231600						
Texas	48201231700						
Texas	48201231800						
Texas	48201231900						
Texas	48201232000						
Texas	48201232100						

AMERICAN OVERSIGHT

State	2012-2016 ACS LIC Tract	Enter "YES" Below to Nominate LIC	2012-2016 Tract Poverty Rate	2012-2016 Tract Median Family Income	2012-2016 State Median Family Income	2012-2016 Core Based Statistical Area (CBSA) Median Family Income	Metro/Non-Metro
Texas	48201232200						
Texas	48201232301						
Texas	48201232302						
Texas	48201232401						
Texas	48201232402						
Texas	48201232403						
Texas	48201232500						
Texas	48201232600						
Texas	48201232701						
Texas	48201232702						
Texas	48201232800						
Texas	48201232900						
Texas	48201233001						
Texas	48201233002						
Texas	48201233003						
Texas	48201233101						
Texas	48201233102						
Texas	48201233103						
Texas	48201233200						
Texas	48201233300						
Texas	48201233400						
Texas	48201233500						
Texas	48201233600						
Texas	48201233701						
Texas	48201233702						
Texas	48201233703						
Texas	48201240100						
Texas	48201240400						
Texas	48201240501						
Texas	48201240502						
Texas	48201240600						
Texas	48201240701						
Texas	48201240702						
Texas	48201240801						
Texas	48201240802						
Texas	48201240901						
Texas	48201240902						
Texas	48201241000						
Texas	48201241101						
Texas	48201241102						
Texas	48201241103						
Texas	48201241200						
Texas	48201241300						
Texas	48201241400						
Texas	48201241500						
Texas	48201250100						
Texas	48201250200						
Texas	48201250301						

AMERICAN OVERSIGHT

State	2012-2016 ACS LIC Tract	Enter "YES" Below to Nominate LIC	2012-2016 Tract Poverty Rate	2012-2016 Tract Median Family Income	2012-2016 State Median Family Income	2012-2016 Core Based Statistical Area (CBSA) Median Family Income	Metro/Non-Metro
Texas	48201250302						
Texas	48201250401						
Texas	48201250402						
Texas	48201250500						
Texas	48201250600						
Texas	48201250701						
Texas	48201250702						
Texas	48201250800						
Texas	48201250900						
Texas	48201251000						
Texas	48201251100						
Texas	48201251200						
Texas	48201251300						
Texas	48201251401						
Texas	48201251402						
Texas	48201251501						
Texas	48201251502						
Texas	48201251503						
Texas	48201251600						
Texas	48201251700						
Texas	48201251800						
Texas	48201251901						
Texas	48201251902						
Texas	48201252000						
Texas	48201252100						
Texas	48201252200						
Texas	48201252301						
Texas	48201252302						
Texas	48201252400						
Texas	48201252500						
Texas	48201252600						
Texas	48201252700						
Texas	48201252800						
Texas	48201252900						
Texas	48201253000						
Texas	48201253100						
Texas	48201253200						
Texas	48201253300						
Texas	48201253400						
Texas	48201253500						
Texas	48201253600						
Texas	48201253700						
Texas	48201253800						
Texas	48201253900						
Texas	48201254000						
Texas	48201254100						
Texas	48201254200						
Texas	48201254300						

AMERICAN OVERSIGHT

State	2012-2016 ACS LIC Tract	Enter "YES" Below to Nominate LIC	2012-2016 Tract Poverty Rate	2012-2016 Tract Median Family Income	2012-2016 State Median Family Income	2012-2016 Core Based Statistical Area (CBSA) Median Family Income	Metro/Non-Metro
Texas	48201254400						
Texas	48201254500						
Texas	48201254600						
Texas	48201254700						
Texas	48201310100						
Texas	48201310200						
Texas	48201310300						
Texas	48201310400						
Texas	48201310500						
Texas	48201310600						
Texas	48201310700						
Texas	48201310800						
Texas	48201310900						
Texas	48201311000						
Texas	48201311100						
Texas	48201311200						
Texas	48201311300						
Texas	48201311400						
Texas	48201311500						
Texas	48201311600						
Texas	48201311700						
Texas	48201311800						
Texas	48201311900						
Texas	48201312000						
Texas	48201312100						
Texas	48201312200						
Texas	48201312300						
Texas	48201312400						
Texas	48201312500						
Texas	48201312600						
Texas	48201312700						
Texas	48201312800						
Texas	48201312900						
Texas	48201313000						
Texas	48201313100						
Texas	48201313200						
Texas	48201313300						
Texas	48201313400						
Texas	48201313500						
Texas	48201313600						
Texas	48201313700						
Texas	48201313800						
Texas	48201313900						
Texas	48201314001						
Texas	48201314002						
Texas	48201314300						
Texas	48201314400						
Texas	48201320100						

AMERICAN OVERSIGHT

State	2012-2016 ACS LIC Tract	Enter "YES" Below to Nominate LIC	2012-2016 Tract Poverty Rate	2012-2016 Tract Median Family Income	2012-2016 State Median Family Income	2012-2016 Core Based Statistical Area (CBSA) Median Family Income	Metro/Non-Metro
Texas	48201320200						
Texas	48201320500						
Texas	48201320601						
Texas	48201320602						
Texas	48201320700						
Texas	48201320800						
Texas	48201320900						
Texas	48201321000						
Texas	48201321100						
Texas	48201321200						
Texas	48201321300						
Texas	48201321401						
Texas	48201321402						
Texas	48201321500						
Texas	48201321600						
Texas	48201321700						
Texas	48201321800						
Texas	48201321900						
Texas	48201322000						
Texas	48201322100						
Texas	48201322200						
Texas	48201322600						
Texas	48201322700						
Texas	48201322800						
Texas	48201322900						
Texas	48201323000						
Texas	48201323100						
Texas	48201323200						
Texas	48201323300						
Texas	48201323400						
Texas	48201323500						
Texas	48201323600						
Texas	48201323701						
Texas	48201323702						
Texas	48201323801						
Texas	48201323802						
Texas	48201323900						
Texas	48201324000						
Texas	48201324100						
Texas	48201324200						
Texas	48201330100						
Texas	48201330200						
Texas	48201330301						
Texas	48201330302						
Texas	48201330303						
Texas	48201330400						
Texas	48201330500						
Texas	48201330600						

AMERICAN OVERSIGHT

State	2012-2016 ACS LIC Tract	Enter "YES" Below to Nominate LIC	2012-2016 Tract Poverty Rate	2012-2016 Tract Median Family Income	2012-2016 State Median Family Income	2012-2016 Core Based Statistical Area (CBSA) Median Family Income	Metro/Non-Metro
Texas	48201330700						
Texas	48201330800						
Texas	48201330900						
Texas	48201331100						
Texas	48201331200						
Texas	48201331300						
Texas	48201331400						
Texas	48201331500						
Texas	48201331601						
Texas	48201331602						
Texas	48201331700						
Texas	48201331800						
Texas	48201331900						
Texas	48201332000						
Texas	48201332100						
Texas	48201332200						
Texas	48201332300						
Texas	48201332400						
Texas	48201332500						
Texas	48201332600						
Texas	48201332700						
Texas	48201332800						
Texas	48201332900						
Texas	48201333000						
Texas	48201333100						
Texas	48201333201						
Texas	48201333202						
Texas	48201333300						
Texas	48201333500						
Texas	48201333600						
Texas	48201333700						
Texas	48201333800						
Texas	48201333901						
Texas	48201333902						
Texas	48201334001						
Texas	48201334002						
Texas	48201334003						
Texas	48201334100						
Texas	48201340100						
Texas	48201340201						
Texas	48201340202						
Texas	48201340203						
Texas	48201340301						
Texas	48201340302						
Texas	48201340400						
Texas	48201340500						
Texas	48201340600						
Texas	48201340700						

AMERICAN OVERSIGHT

State	2012-2016 ACS LIC Tract	Enter "YES" Below to Nominate LIC	2012-2016 Tract Poverty Rate	2012-2016 Tract Median Family Income	2012-2016 State Median Family Income	2012-2016 Core Based Statistical Area (CBSA) Median Family Income	Metro/Non-Metro
Texas	48201340800						
Texas	48201340900						
Texas	48201341000						
Texas	48201341100						
Texas	48201341201						
Texas	48201341202						
Texas	48201341301						
Texas	48201341302						
Texas	48201341400						
Texas	48201341501						
Texas	48201341502						
Texas	48201341600						
Texas	48201341700						
Texas	48201341800						
Texas	48201342001						
Texas	48201342002						
Texas	48201342100						
Texas	48201342200						
Texas	48201342300						
Texas	48201342400						
Texas	48201342500						
Texas	48201342700						
Texas	48201342800						
Texas	48201342900						
Texas	48201343000						
Texas	48201343100						
Texas	48201343200						
Texas	48201343301						
Texas	48201343302						
Texas	48201343600						
Texas	48201343700						
Texas	48201350100						
Texas	48201350200						
Texas	48201350300						
Texas	48201350400						
Texas	48201350500						
Texas	48201350601						
Texas	48201350602						
Texas	48201350700						
Texas	48201350801						
Texas	48201350802						
Texas	48201410100						
Texas	48201410200						
Texas	48201410300						
Texas	48201410401						
Texas	48201410402						
Texas	48201410500						
Texas	48201410600						

AMERICAN OVERSIGHT

State	2012-2016 ACS LIC Tract	Enter "YES" Below to Nominate LIC	2012-2016 Tract Poverty Rate	2012-2016 Tract Median Family Income	2012-2016 State Median Family Income	2012-2016 Core Based Statistical Area (CBSA) Median Family Income	Metro/Non-Metro
Texas	48201410701						
Texas	48201410702						
Texas	48201410800						
Texas	48201410900						
Texas	48201411000						
Texas	48201411100						
Texas	48201411200						
Texas	48201411300						
Texas	48201411400						
Texas	48201411501						
Texas	48201411502						
Texas	48201411600						
Texas	48201411700						
Texas	48201411800						
Texas	48201411900						
Texas	48201412000						
Texas	48201412100						
Texas	48201412200						
Texas	48201412300						
Texas	48201412400						
Texas	48201412500						
Texas	48201412600						
Texas	48201412700						
Texas	48201412800						
Texas	48201412900						
Texas	48201413000						
Texas	48201413100						
Texas	48201413201						
Texas	48201413202						
Texas	48201413300						
Texas	48201420100						
Texas	48201420200						
Texas	48201420300						
Texas	48201420400						
Texas	48201420500						
Texas	48201420600						
Texas	48201420700						
Texas	48201420800						
Texas	48201420900						
Texas	48201421000						
Texas	48201421101						
Texas	48201421102						
Texas	48201421201						
Texas	48201421202						
Texas	48201421300						
Texas	48201421401						
Texas	48201421402						
Texas	48201421403						

AMERICAN OVERSIGHT

State	2012-2016 ACS LIC Tract	Enter "YES" Below to Nominate LIC	2012-2016 Tract Poverty Rate	2012-2016 Tract Median Family Income	2012-2016 State Median Family Income	2012-2016 Core Based Statistical Area (CBSA) Median Family Income	Metro/Non-Metro
Texas	48201421500						
Texas	48201421600						
Texas	48201421700						
Texas	48201421800						
Texas	48201421900						
Texas	48201422000						
Texas	48201422100						
Texas	48201422200						
Texas	48201422301						
Texas	48201422302						
Texas	48201422401						
Texas	48201422402						
Texas	48201422500						
Texas	48201422600						
Texas	48201422701						
Texas	48201422702						
Texas	48201422800						
Texas	48201422900						
Texas	48201423000						
Texas	48201423100						
Texas	48201423201						
Texas	48201423202						
Texas	48201423301						
Texas	48201423302						
Texas	48201423401						
Texas	48201423402						
Texas	48201423500						
Texas	48201423600						
Texas	48201430100						
Texas	48201430200						
Texas	48201430300						
Texas	48201430400						
Texas	48201430500						
Texas	48201430600						
Texas	48201430700						
Texas	48201430800						
Texas	48201430900						
Texas	48201431000						
Texas	48201431101						
Texas	48201431102						
Texas	48201431201						
Texas	48201431202						
Texas	48201431301						
Texas	48201431302						
Texas	48201431401						
Texas	48201431402						
Texas	48201431501						
Texas	48201431502						

AMERICAN OVERSIGHT

State	2012-2016 ACS LIC Tract	Enter "YES" Below to Nominate LIC	2012-2016 Tract Poverty Rate	2012-2016 Tract Median Family Income	2012-2016 State Median Family Income	2012-2016 Core Based Statistical Area (CBSA) Median Family Income	Metro/Non-Metro
Texas	48201431600						
Texas	48201431700						
Texas	48201431801						
Texas	48201431802						
Texas	48201431900						
Texas	48201432001						
Texas	48201432002						
Texas	48201432100						
Texas	48201432200						
Texas	48201432300						
Texas	48201432400						
Texas	48201432500						
Texas	48201432600						
Texas	48201432701						
Texas	48201432702						
Texas	48201432801						
Texas	48201432802						
Texas	48201432901						
Texas	48201432902						
Texas	48201433001						
Texas	48201433002						
Texas	48201433003						
Texas	48201433100						
Texas	48201433201						
Texas	48201433202						
Texas	48201433300						
Texas	48201433400						
Texas	48201433501						
Texas	48201433502						
Texas	48201433600						
Texas	48201440100						
Texas	48201450100						
Texas	48201450200						
Texas	48201450300						
Texas	48201450400						
Texas	48201450500						
Texas	48201450600						
Texas	48201450700						
Texas	48201450801						
Texas	48201450802						
Texas	48201450900						
Texas	48201451001						
Texas	48201451002						
Texas	48201451100						
Texas	48201451200						
Texas	48201451300						
Texas	48201451401						
Texas	48201451402						

AMERICAN OVERSIGHT

State	2012-2016 ACS LIC Tract	Enter "YES" Below to Nominate LIC	2012-2016 Tract Poverty Rate	2012-2016 Tract Median Family Income	2012-2016 State Median Family Income	2012-2016 Core Based Statistical Area (CBSA) Median Family Income	Metro/Non-Metro
Texas	48201451403						
Texas	48201451500						
Texas	48201451601						
Texas	48201451602						
Texas	48201451700						
Texas	48201451800						
Texas	48201451901						
Texas	48201451902						
Texas	48201452000						
Texas	48201452100						
Texas	48201452201						
Texas	48201452202						
Texas	48201452300						
Texas	48201452400						
Texas	48201452500						
Texas	48201452600						
Texas	48201452700						
Texas	48201452801						
Texas	48201452802						
Texas	48201452900						
Texas	48201453000						
Texas	48201453100						
Texas	48201453200						
Texas	48201453300						
Texas	48201453401						
Texas	48201453402						
Texas	48201453403						
Texas	48201453501						
Texas	48201453502						
Texas	48201453601						
Texas	48201453602						
Texas	48201453700						
Texas	48201453800						
Texas	48201453900						
Texas	48201454000						
Texas	48201454100						
Texas	48201454200						
Texas	48201454301						
Texas	48201454302						
Texas	48201454400						
Texas	48201454501						
Texas	48201454502						
Texas	48201454600						
Texas	48201454700						
Texas	48201454800						
Texas	48201454900						
Texas	48201455000						
Texas	48201455101						

AMERICAN OVERSIGHT

State	2012-2016 ACS LIC Tract	Enter "YES" Below to Nominate LIC	2012-2016 Tract Poverty Rate	2012-2016 Tract Median Family Income	2012-2016 State Median Family Income	2012-2016 Core Based Statistical Area (CBSA) Median Family Income	Metro/Non-Metro
Texas	48201455102						
Texas	48201455200						
Texas	48201455300						
Texas	48201510100						
Texas	48201510200						
Texas	48201510300						
Texas	48201510400						
Texas	48201510500						
Texas	48201510600						
Texas	48201510700						
Texas	48201510800						
Texas	48201510900						
Texas	48201511001						
Texas	48201511002						
Texas	48201511100						
Texas	48201511200						
Texas	48201511301						
Texas	48201511302						
Texas	48201511400						
Texas	48201511500						
Texas	48201511600						
Texas	48201520100						
Texas	48201520200						
Texas	48201520300						
Texas	48201520400						
Texas	48201520500						
Texas	48201520601						
Texas	48201520602						
Texas	48201520700						
Texas	48201521000						
Texas	48201521100						
Texas	48201521200						
Texas	48201521300						
Texas	48201521400						
Texas	48201521500						
Texas	48201521600						
Texas	48201521700						
Texas	48201521800						
Texas	48201521900						
Texas	48201522000						
Texas	48201522100						
Texas	48201522201						
Texas	48201522202						
Texas	48201522301						
Texas	48201522302						
Texas	48201522401						
Texas	48201522402						
Texas	48201522500						

AMERICAN OVERSIGHT

State	2012-2016 ACS LIC Tract	Enter "YES" Below to Nominate LIC	2012-2016 Tract Poverty Rate	2012-2016 Tract Median Family Income	2012-2016 State Median Family Income	2012-2016 Core Based Statistical Area (CBSA) Median Family Income	Metro/Non-Metro
Texas	48201530100						
Texas	48201530200						
Texas	48201530300						
Texas	48201530400						
Texas	48201530500						
Texas	48201530600						
Texas	48201530700						
Texas	48201530800						
Texas	48201530900						
Texas	48201531000						
Texas	48201531100						
Texas	48201531200						
Texas	48201531300						
Texas	48201531400						
Texas	48201531500						
Texas	48201531600						
Texas	48201531700						
Texas	48201531800						
Texas	48201531900						
Texas	48201532001						
Texas	48201532002						
Texas	48201532100						
Texas	48201532200						
Texas	48201532300						
Texas	48201532400						
Texas	48201532501						
Texas	48201532502						
Texas	48201532600						
Texas	48201532700						
Texas	48201532800						
Texas	48201532900						
Texas	48201533000						
Texas	48201533100						
Texas	48201533200						
Texas	48201533300						
Texas	48201533400						
Texas	48201533500						
Texas	48201533600						
Texas	48201533701						
Texas	48201533702						
Texas	48201533801						
Texas	48201533802						
Texas	48201533901						
Texas	48201533902						
Texas	48201534001						
Texas	48201534002						
Texas	48201534003						
Texas	48201534100						

AMERICAN OVERSIGHT

State	2012-2016 ACS LIC Tract	Enter "YES" Below to Nominate LIC	2012-2016 Tract Poverty Rate	2012-2016 Tract Median Family Income	2012-2016 State Median Family Income	2012-2016 Core Based Statistical Area (CBSA) Median Family Income	Metro/Non-Metro
Texas	48201534201						
Texas	48201534202						
Texas	48201534203						
Texas	48201540100						
Texas	48201540200						
Texas	48201540501						
Texas	48201540502						
Texas	48201540601						
Texas	48201540602						
Texas	48201540700						
Texas	48201540800						
Texas	48201540901						
Texas	48201540902						
Texas	48201541001						
Texas	48201541002						
Texas	48201541003						
Texas	48201541100						
Texas	48201541201						
Texas	48201541202						
Texas	48201541203						
Texas	48201541300						
Texas	48201541400						
Texas	48201541500						
Texas	48201541601						
Texas	48201541602						
Texas	48201541700						
Texas	48201541800						
Texas	48201541900						
Texas	48201542000						
Texas	48201542101						
Texas	48201542102						
Texas	48201542200						
Texas	48201542301						
Texas	48201542302						
Texas	48201542400						
Texas	48201542500						
Texas	48201542600						
Texas	48201542700						
Texas	48201542800						
Texas	48201542900						
Texas	48201543001						
Texas	48201543002						
Texas	48201543003						
Texas	48201543100						
Texas	48201543200						
Texas	48201550100						
Texas	48201550200						
Texas	48201550301						

AMERICAN OVERSIGHT

State	2012-2016 ACS LIC Tract	Enter "YES" Below to Nominate LIC	2012-2016 Tract Poverty Rate	2012-2016 Tract Median Family Income	2012-2016 State Median Family Income	2012-2016 Core Based Statistical Area (CBSA) Median Family Income	Metro/Non-Metro
Texas	48201550302						
Texas	48201550401						
Texas	48201550402						
Texas	48201550500						
Texas	48201550601						
Texas	48201550602						
Texas	48201550603						
Texas	48201550700						
Texas	48201550800						
Texas	48201550900						
Texas	48201551000						
Texas	48201551100						
Texas	48201551200						
Texas	48201551300						
Texas	48201551400						
Texas	48201551500						
Texas	48201551600						
Texas	48201551701						
Texas	48201551702						
Texas	48201551703						
Texas	48201551800						
Texas	48201551900						
Texas	48201552001						
Texas	48201552002						
Texas	48201552101						
Texas	48201552102						
Texas	48201552103						
Texas	48201552200						
Texas	48201552301						
Texas	48201552302						
Texas	48201552400						
Texas	48201552500						
Texas	48201552601						
Texas	48201552602						
Texas	48201552700						
Texas	48201552800						
Texas	48201552900						
Texas	48201553001						
Texas	48201553002						
Texas	48201553100						
Texas	48201553200						
Texas	48201553300						
Texas	48201553401						
Texas	48201553402						
Texas	48201553403						
Texas	48201553500						
Texas	48201553600						
Texas	48201553700						

AMERICAN OVERSIGHT

State	2012-2016 ACS LIC Tract	Enter "YES" Below to Nominate LIC	2012-2016 Tract Poverty Rate	2012-2016 Tract Median Family Income	2012-2016 State Median Family Income	2012-2016 Core Based Statistical Area (CBSA) Median Family Income	Metro/Non-Metro
Texas	48201553801						
Texas	48201553802						
Texas	48201553900						
Texas	48201554001						
Texas	48201554002						
Texas	48201554101						
Texas	48201554102						
Texas	48201554200						
Texas	48201554301						
Texas	48201554302						
Texas	48201554401						
Texas	48201554402						
Texas	48201554403						
Texas	48201554501						
Texas	48201554502						
Texas	48201554600						
Texas	48201554700						
Texas	48201554801						
Texas	48201554802						
Texas	48201554901						
Texas	48201554902						
Texas	48201554903						
Texas	48201555000						
Texas	48201555100						
Texas	48201555200						
Texas	48201555301						
Texas	48201555302						
Texas	48201555303						
Texas	48201555401						
Texas	48201555402						
Texas	48201555501						
Texas	48201555502						
Texas	48201555600						
Texas	48201555701						
Texas	48201555702						
Texas	48201556000						
Texas	48201980000						
Texas	48201980100						
Texas	48203020102						
Texas	48203020103						
Texas	48203020104						
Texas	48203020200						
Texas	48203020301						
Texas	48203020302						
Texas	48203020401						
Texas	48203020402						
Texas	48203020501						
Texas	48203020502						

AMERICAN OVERSIGHT

State	2012-2016 ACS LIC Tract	Enter "YES" Below to Nominate LIC	2012-2016 Tract Poverty Rate	2012-2016 Tract Median Family Income	2012-2016 State Median Family Income	2012-2016 Core Based Statistical Area (CBSA) Median Family Income	Metro/Non-Metro
Texas	48203020603						
Texas	48203020604						
Texas	48203020605						
Texas	48203020606						
Texas	48205950200						
Texas	48207950300						
Texas	48207950400						
Texas	48209010100						
Texas	48209010200						
Texas	48209010302						
Texas	48209010303						
Texas	48209010304						
Texas	48209010400						
Texas	48209010500						
Texas	48209010600						
Texas	48209010701						
Texas	48209010702						
Texas	48209010803						
Texas	48209010804						
Texas	48209010805						
Texas	48209010806						
Texas	48209010807						
Texas	48209010808						
Texas	48209010809						
Texas	48209010901						
Texas	48209010902						
Texas	48209010905						
Texas	48209010906						
Texas	48209010907						
Texas	48209010908						
Texas	48209010909						
Texas	48209010910						
Texas	48211950300						
Texas	48213950100						
Texas	48213950200						
Texas	48213950300						
Texas	48213950400						
Texas	48213950500						
Texas	48213950601						
Texas	48213950602						
Texas	48213950700						
Texas	48213950800						
Texas	48213950901						
Texas	48213950902						
Texas	48213950903						
Texas	48213951000						
Texas	48213951100						
Texas	48213951200						

AMERICAN OVERSIGHT

State	2012-2016 ACS LIC Tract	Enter "YES" Below to Nominate LIC	2012-2016 Tract Poverty Rate	2012-2016 Tract Median Family Income	2012-2016 State Median Family Income	2012-2016 Core Based Statistical Area (CBSA) Median Family Income	Metro/Non-Metro
Texas	48213951300						
Texas	48213951400						
Texas	48215020101						
Texas	48215020102						
Texas	48215020201						
Texas	48215020202						
Texas	48215020204						
Texas	48215020205						
Texas	48215020301						
Texas	48215020302						
Texas	48215020402						
Texas	48215020403						
Texas	48215020404						
Texas	48215020501						
Texas	48215020503						
Texas	48215020504						
Texas	48215020600						
Texas	48215020701						
Texas	48215020721						
Texas	48215020723						
Texas	48215020724						
Texas	48215020725						
Texas	48215020726						
Texas	48215020802						
Texas	48215020803						
Texas	48215020804						
Texas	48215020901						
Texas	48215020903						
Texas	48215020904						
Texas	48215021000						
Texas	48215021100						
Texas	48215021201						
Texas	48215021202						
Texas	48215021302						
Texas	48215021303						
Texas	48215021304						
Texas	48215021305						
Texas	48215021401						
Texas	48215021403						
Texas	48215021404						
Texas	48215021500						
Texas	48215021600						
Texas	48215021701						
Texas	48215021702						
Texas	48215021803						
Texas	48215021804						
Texas	48215021805						
Texas	48215021806						

AMERICAN OVERSIGHT

State	2012-2016 ACS LIC Tract	Enter "YES" Below to Nominate LIC	2012-2016 Tract Poverty Rate	2012-2016 Tract Median Family Income	2012-2016 State Median Family Income	2012-2016 Core Based Statistical Area (CBSA) Median Family Income	Metro/Non-Metro
Texas	48215021901						
Texas	48215021903						
Texas	48215021904						
Texas	48215022001						
Texas	48215022003						
Texas	48215022004						
Texas	48215022103						
Texas	48215022104						
Texas	48215022105						
Texas	48215022106						
Texas	48215022201						
Texas	48215022203						
Texas	48215022204						
Texas	48215022300						
Texas	48215022401						
Texas	48215022402						
Texas	48215022501						
Texas	48215022502						
Texas	48215022600						
Texas	48215022701						
Texas	48215022702						
Texas	48215022800						
Texas	48215022900						
Texas	48215023000						
Texas	48215023102						
Texas	48215023103						
Texas	48215023104						
Texas	48215023503						
Texas	48215023504						
Texas	48215023507						
Texas	48215023509						
Texas	48215023510						
Texas	48215023511						
Texas	48215023512						
Texas	48215023513						
Texas	48215023514						
Texas	48215023515						
Texas	48215023600						
Texas	48215023700						
Texas	48215023801						
Texas	48215023802						
Texas	48215023902						
Texas	48215023903						
Texas	48215023904						
Texas	48215024000						
Texas	48215024105						
Texas	48215024106						
Texas	48215024107						

AMERICAN OVERSIGHT

State	2012-2016 ACS LIC Tract	Enter "YES" Below to Nominate LIC	2012-2016 Tract Poverty Rate	2012-2016 Tract Median Family Income	2012-2016 State Median Family Income	2012-2016 Core Based Statistical Area (CBSA) Median Family Income	Metro/Non-Metro
Texas	48215024108						
Texas	48215024109						
Texas	48215024110						
Texas	48215024111						
Texas	48215024112						
Texas	48215024113						
Texas	48215024114						
Texas	48215024201						
Texas	48215024203						
Texas	48215024204						
Texas	48215024205						
Texas	48215024301						
Texas	48215024302						
Texas	48215024402						
Texas	48215024403						
Texas	48215024404						
Texas	48215024500						
Texas	48215024600						
Texas	48215980000						
Texas	48217960100						
Texas	48217960200						
Texas	48217960400						
Texas	48217960500						
Texas	48217960600						
Texas	48217960700						
Texas	48217960800						
Texas	48217960900						
Texas	48217961000						
Texas	48217961100						
Texas	48217961400						
Texas	48219950100						
Texas	48219950200						
Texas	48219950300						
Texas	48219950400						
Texas	48219950500						
Texas	48219950600						
Texas	48219950700						
Texas	48221160100						
Texas	48221160204						
Texas	48221160205						
Texas	48221160206						
Texas	48221160207						
Texas	48221160208						
Texas	48221160209						
Texas	48221160210						
Texas	48221160301						
Texas	48221160302						
Texas	48223950100						

AMERICAN OVERSIGHT

State	2012-2016 ACS LIC Tract	Enter "YES" Below to Nominate LIC	2012-2016 Tract Poverty Rate	2012-2016 Tract Median Family Income	2012-2016 State Median Family Income	2012-2016 Core Based Statistical Area (CBSA) Median Family Income	Metro/Non-Metro
Texas	48223950200						
Texas	48223950300						
Texas	48223950401						
Texas	48223950402						
Texas	48223950500						
Texas	48223950600						
Texas	48223950700						
Texas	48223950800						
Texas	48225950100						
Texas	48225950200						
Texas	48225950300						
Texas	48225950400						
Texas	48225950500						
Texas	48225950600						
Texas	48225950700						
Texas	48227950100						
Texas	48227950200						
Texas	48227950300						
Texas	48227950400						
Texas	48227950500						
Texas	48227950600						
Texas	48227950700						
Texas	48227950801						
Texas	48227950802						
Texas	48227950900						
Texas	48229950300						
Texas	48231960100						
Texas	48231960200						
Texas	48231960300						
Texas	48231960400						
Texas	48231960500						
Texas	48231960600						
Texas	48231960700						
Texas	48231960800						
Texas	48231960900						
Texas	48231961000						
Texas	48231961100						
Texas	48231961200						
Texas	48231961300						
Texas	48231961400						
Texas	48231961501						
Texas	48231961502						
Texas	48231961503						
Texas	48231961600						
Texas	48231961700						
Texas	48233950200						
Texas	48233950500						
Texas	48233950600						

AMERICAN OVERSIGHT

State	2012-2016 ACS LIC Tract	Enter "YES" Below to Nominate LIC	2012-2016 Tract Poverty Rate	2012-2016 Tract Median Family Income	2012-2016 State Median Family Income	2012-2016 Core Based Statistical Area (CBSA) Median Family Income	Metro/Non-Metro
Texas	48233950700						
Texas	48233950800						
Texas	48233950900						
Texas	48233951000						
Texas	48235950100						
Texas	48237950100						
Texas	48237950300						
Texas	48237950500						
Texas	48239950100						
Texas	48239950200						
Texas	48239950300						
Texas	48241950100						
Texas	48241950200						
Texas	48241950300						
Texas	48241950400						
Texas	48241950500						
Texas	48241950600						
Texas	48241950700						
Texas	48241950800						
Texas	48243950100						
Texas	48245000101						
Texas	48245000102						
Texas	48245000103						
Texas	48245000200						
Texas	48245000302						
Texas	48245000304						
Texas	48245000306						
Texas	48245000307						
Texas	48245000308						
Texas	48245000309						
Texas	48245000310						
Texas	48245000400						
Texas	48245000500						
Texas	48245000600						
Texas	48245000700						
Texas	48245000900						
Texas	48245001100						
Texas	48245001200						
Texas	48245001301						
Texas	48245001302						
Texas	48245001303						
Texas	48245001700						
Texas	48245001900						
Texas	48245002000						
Texas	48245002100						
Texas	48245002200						
Texas	48245002300						
Texas	48245002400						

AMERICAN OVERSIGHT

State	2012-2016 ACS LIC Tract	Enter "YES" Below to Nominate LIC	2012-2016 Tract Poverty Rate	2012-2016 Tract Median Family Income	2012-2016 State Median Family Income	2012-2016 Core Based Statistical Area (CBSA) Median Family Income	Metro/Non-Metro
Texas	48245002500						
Texas	48245002600						
Texas	48245005100						
Texas	48245005400						
Texas	48245005500						
Texas	48245005600						
Texas	48245005900						
Texas	48245006100						
Texas	48245006300						
Texas	48245006400						
Texas	48245006500						
Texas	48245006600						
Texas	48245006700						
Texas	48245006800						
Texas	48245006900						
Texas	48245007001						
Texas	48245007002						
Texas	48245007100						
Texas	48245010100						
Texas	48245010200						
Texas	48245010300						
Texas	48245010400						
Texas	48245010500						
Texas	48245010600						
Texas	48245010700						
Texas	48245010800						
Texas	48245010901						
Texas	48245010902						
Texas	48245011001						
Texas	48245011002						
Texas	48245011101						
Texas	48245011102						
Texas	48245011201						
Texas	48245011202						
Texas	48245011203						
Texas	48245011302						
Texas	48245011303						
Texas	48245011304						
Texas	48245011400						
Texas	48245011500						
Texas	48245011600						
Texas	48245011700						
Texas	48245011800						
Texas	48245980000						
Texas	48245990000						
Texas	48247950200						
Texas	48247950400						
Texas	48249950100						

AMERICAN OVERSIGHT

State	2012-2016 ACS LIC Tract	Enter "YES" Below to Nominate LIC	2012-2016 Tract Poverty Rate	2012-2016 Tract Median Family Income	2012-2016 State Median Family Income	2012-2016 Core Based Statistical Area (CBSA) Median Family Income	Metro/Non-Metro
Texas	48249950200						
Texas	48249950300						
Texas	48249950400						
Texas	48249950500						
Texas	48249950600						
Texas	48249950700						
Texas	48251130100						
Texas	48251130204						
Texas	48251130205						
Texas	48251130207						
Texas	48251130208						
Texas	48251130210						
Texas	48251130211						
Texas	48251130212						
Texas	48251130213						
Texas	48251130214						
Texas	48251130215						
Texas	48251130302						
Texas	48251130303						
Texas	48251130304						
Texas	48251130405						
Texas	48251130406						
Texas	48251130407						
Texas	48251130408						
Texas	48251130409						
Texas	48251130410						
Texas	48251130500						
Texas	48251130601						
Texas	48251130602						
Texas	48251130700						
Texas	48251130800						
Texas	48251130900						
Texas	48251131000						
Texas	48251131100						
Texas	48253020101						
Texas	48253020102						
Texas	48253020200						
Texas	48253020300						
Texas	48253020400						
Texas	48253020500						
Texas	48255970100						
Texas	48255970200						
Texas	48255970300						
Texas	48255970400						
Texas	48257050201						
Texas	48257050203						
Texas	48257050204						
Texas	48257050205						

AMERICAN OVERSIGHT

State	2012-2016 ACS LIC Tract	Enter "YES" Below to Nominate LIC	2012-2016 Tract Poverty Rate	2012-2016 Tract Median Family Income	2012-2016 State Median Family Income	2012-2016 Core Based Statistical Area (CBSA) Median Family Income	Metro/Non-Metro
Texas	48257050206						
Texas	48257050300						
Texas	48257050400						
Texas	48257050500						
Texas	48257050600						
Texas	48257050701						
Texas	48257050703						
Texas	48257050704						
Texas	48257050800						
Texas	48257051000						
Texas	48257051100						
Texas	48257051201						
Texas	48257051202						
Texas	48257051300						
Texas	48259970100						
Texas	48259970301						
Texas	48259970302						
Texas	48259970401						
Texas	48259970402						
Texas	48259970500						
Texas	48261950100						
Texas	48261990000						
Texas	48263950100						
Texas	48265960100						
Texas	48265960200						
Texas	48265960301						
Texas	48265960302						
Texas	48265960401						
Texas	48265960402						
Texas	48265960500						
Texas	48265960600						
Texas	48265960700						
Texas	48265960800						
Texas	48267950100						
Texas	48267950200						
Texas	48269950100						
Texas	48271950100						
Texas	48273020100						
Texas	48273020200						
Texas	48273020300						
Texas	48273020400						
Texas	48273020500						
Texas	48273990000						
Texas	48275950100						
Texas	48275950200						
Texas	48277000101						
Texas	48277000102						
Texas	48277000200						

AMERICAN OVERSIGHT

State	2012-2016 ACS LIC Tract	Enter "YES" Below to Nominate LIC	2012-2016 Tract Poverty Rate	2012-2016 Tract Median Family Income	2012-2016 State Median Family Income	2012-2016 Core Based Statistical Area (CBSA) Median Family Income	Metro/Non-Metro
Texas	48277000300						
Texas	48277000401						
Texas	48277000402						
Texas	48277000500						
Texas	48277000600						
Texas	48277000700						
Texas	48277000800						
Texas	48277000900						
Texas	48277001000						
Texas	48279950100						
Texas	48279950200						
Texas	48279950300						
Texas	48279950500						
Texas	48279950600						
Texas	48281950100						
Texas	48281950301						
Texas	48281950302						
Texas	48281950400						
Texas	48281950500						
Texas	48283950300						
Texas	48285000100						
Texas	48285000200						
Texas	48285000300						
Texas	48285000400						
Texas	48285000500						
Texas	48285000600						
Texas	48287000100						
Texas	48287000200						
Texas	48287000300						
Texas	48287000400						
Texas	48289950100						
Texas	48289950200						
Texas	48289950300						
Texas	48291700100						
Texas	48291700200						
Texas	48291700300						
Texas	48291700400						
Texas	48291700500						
Texas	48291700600						
Texas	48291700700						
Texas	48291700800						
Texas	48291700900						
Texas	48291701000						
Texas	48291701100						
Texas	48291701200						
Texas	48291701300						
Texas	48291701400						
Texas	48293970100						

AMERICAN OVERSIGHT

State	2012-2016 ACS LIC Tract	Enter "YES" Below to Nominate LIC	2012-2016 Tract Poverty Rate	2012-2016 Tract Median Family Income	2012-2016 State Median Family Income	2012-2016 Core Based Statistical Area (CBSA) Median Family Income	Metro/Non-Metro
Texas	48293970200						
Texas	48293970300						
Texas	48293970400						
Texas	48293970500						
Texas	48293970600						
Texas	48293970700						
Texas	48293970800						
Texas	48295950200						
Texas	48295950300						
Texas	48297950100						
Texas	48297950200						
Texas	48297950300						
Texas	48297950400						
Texas	48299970100						
Texas	48299970200						
Texas	48299970300						
Texas	48299970400						
Texas	48299970500						
Texas	48299970600						
Texas	48301950100						
Texas	48303000100						
Texas	48303000201						
Texas	48303000202						
Texas	48303000301						
Texas	48303000302						
Texas	48303000402						
Texas	48303000403						
Texas	48303000404						
Texas	48303000405						
Texas	48303000500						
Texas	48303000603						
Texas	48303000605						
Texas	48303000607						
Texas	48303000700						
Texas	48303000900						
Texas	48303001000						
Texas	48303001200						
Texas	48303001300						
Texas	48303001400						
Texas	48303001501						
Texas	48303001502						
Texas	48303001601						
Texas	48303001602						
Texas	48303001702						
Texas	48303001705						
Texas	48303001706						
Texas	48303001707						
Texas	48303001708						

AMERICAN OVERSIGHT

State	2012-2016 ACS LIC Tract	Enter "YES" Below to Nominate LIC	2012-2016 Tract Poverty Rate	2012-2016 Tract Median Family Income	2012-2016 State Median Family Income	2012-2016 Core Based Statistical Area (CBSA) Median Family Income	Metro/Non-Metro
Texas	48303001709						
Texas	48303001801						
Texas	48303001803						
Texas	48303001804						
Texas	48303001901						
Texas	48303001903						
Texas	48303001904						
Texas	48303002001						
Texas	48303002002						
Texas	48303002101						
Texas	48303002102						
Texas	48303002202						
Texas	48303002203						
Texas	48303002204						
Texas	48303002300						
Texas	48303002400						
Texas	48303002500						
Texas	48303010101						
Texas	48303010102						
Texas	48303010200						
Texas	48303010301						
Texas	48303010302						
Texas	48303010402						
Texas	48303010403						
Texas	48303010404						
Texas	48303010405						
Texas	48303010406						
Texas	48303010407						
Texas	48303010408						
Texas	48303010502						
Texas	48303010504						
Texas	48303010505						
Texas	48303010506						
Texas	48303010508						
Texas	48303010509						
Texas	48303010510						
Texas	48303010511						
Texas	48303010600						
Texas	48303010700						
Texas	48303980000						
Texas	48305950400						
Texas	48305950500						
Texas	48305950600						
Texas	48307950300						
Texas	48307950400						
Texas	48307950500						
Texas	48309000100						
Texas	48309000200						

AMERICAN OVERSIGHT

State	2012-2016 ACS LIC Tract	Enter "YES" Below to Nominate LIC	2012-2016 Tract Poverty Rate	2012-2016 Tract Median Family Income	2012-2016 State Median Family Income	2012-2016 Core Based Statistical Area (CBSA) Median Family Income	Metro/Non-Metro
Texas	48309000300						
Texas	48309000400						
Texas	48309000598						
Texas	48309000700						
Texas	48309000800						
Texas	48309000900						
Texas	48309001000						
Texas	48309001100						
Texas	48309001200						
Texas	48309001300						
Texas	48309001400						
Texas	48309001500						
Texas	48309001600						
Texas	48309001700						
Texas	48309001800						
Texas	48309001900						
Texas	48309002000						
Texas	48309002100						
Texas	48309002302						
Texas	48309002498						
Texas	48309002501						
Texas	48309002503						
Texas	48309002504						
Texas	48309002600						
Texas	48309002700						
Texas	48309002800						
Texas	48309002900						
Texas	48309003000						
Texas	48309003200						
Texas	48309003300						
Texas	48309003400						
Texas	48309003500						
Texas	48309003601						
Texas	48309003602						
Texas	48309003701						
Texas	48309003703						
Texas	48309003706						
Texas	48309003707						
Texas	48309003708						
Texas	48309003801						
Texas	48309003802						
Texas	48309003900						
Texas	48309004000						
Texas	48309004102						
Texas	48309004103						
Texas	48309004201						
Texas	48309004202						
Texas	48309004300						

AMERICAN OVERSIGHT

State	2012-2016 ACS LIC Tract	Enter "YES" Below to Nominate LIC	2012-2016 Tract Poverty Rate	2012-2016 Tract Median Family Income	2012-2016 State Median Family Income	2012-2016 Core Based Statistical Area (CBSA) Median Family Income	Metro/Non-Metro
Texas	48309980000						
Texas	48311950100						
Texas	48313000100						
Texas	48313000200						
Texas	48313000300						
Texas	48313000400						
Texas	48315950100						
Texas	48315950200						
Texas	48315950300						
Texas	48315950400						
Texas	48317950100						
Texas	48317950200						
Texas	48319950100						
Texas	48319950200						
Texas	48321730100						
Texas	48321730201						
Texas	48321730202						
Texas	48321730301						
Texas	48321730302						
Texas	48321730303						
Texas	48321730400						
Texas	48321730501						
Texas	48321730600						
Texas	48321730700						
Texas	48321990000						
Texas	48323950201						
Texas	48323950204						
Texas	48323950205						
Texas	48323950300						
Texas	48323950400						
Texas	48323950500						
Texas	48323950601						
Texas	48323950602						
Texas	48323950700						
Texas	48325000101						
Texas	48325000102						
Texas	48325000200						
Texas	48325000300						
Texas	48325000401						
Texas	48325000402						
Texas	48325000500						
Texas	48325000800						
Texas	48327950300						
Texas	48329000100						
Texas	48329000200						
Texas	48329000302						
Texas	48329000303						
Texas	48329000304						

AMERICAN OVERSIGHT

State	2012-2016 ACS LIC Tract	Enter "YES" Below to Nominate LIC	2012-2016 Tract Poverty Rate	2012-2016 Tract Median Family Income	2012-2016 State Median Family Income	2012-2016 Core Based Statistical Area (CBSA) Median Family Income	Metro/Non-Metro
Texas	48329000305						
Texas	48329000401						
Texas	48329000402						
Texas	48329000500						
Texas	48329000600						
Texas	48329001100						
Texas	48329001200						
Texas	48329001300						
Texas	48329001400						
Texas	48329001500						
Texas	48329001700						
Texas	48329010104						
Texas	48329010105						
Texas	48329010106						
Texas	48329010107						
Texas	48329010108						
Texas	48329010109						
Texas	48329010112						
Texas	48329010113						
Texas	48329010114						
Texas	48329010200						
Texas	48329980000						
Texas	48331950100						
Texas	48331950300						
Texas	48331950401						
Texas	48331950402						
Texas	48331950500						
Texas	48331950700						
Texas	48331950800						
Texas	48333950100						
Texas	48333950200						
Texas	48335950200						
Texas	48335950400						
Texas	48337950100						
Texas	48337950200						
Texas	48337950300						
Texas	48337950400						
Texas	48337950500						
Texas	48337950600						
Texas	48339690100						
Texas	48339690201						
Texas	48339690202						
Texas	48339690300						
Texas	48339690401						
Texas	48339690402						
Texas	48339690500						
Texas	48339690601						
Texas	48339690602						

AMERICAN OVERSIGHT

State	2012-2016 ACS LIC Tract	Enter "YES" Below to Nominate LIC	2012-2016 Tract Poverty Rate	2012-2016 Tract Median Family Income	2012-2016 State Median Family Income	2012-2016 Core Based Statistical Area (CBSA) Median Family Income	Metro/Non-Metro
Texas	48339690700						
Texas	48339690800						
Texas	48339690900						
Texas	48339691000						
Texas	48339691100						
Texas	48339691200						
Texas	48339691301						
Texas	48339691302						
Texas	48339691400						
Texas	48339691500						
Texas	48339691601						
Texas	48339691602						
Texas	48339691700						
Texas	48339691800						
Texas	48339691900						
Texas	48339692001						
Texas	48339692002						
Texas	48339692100						
Texas	48339692200						
Texas	48339692300						
Texas	48339692400						
Texas	48339692500						
Texas	48339692601						
Texas	48339692602						
Texas	48339692700						
Texas	48339692801						
Texas	48339692802						
Texas	48339692900						
Texas	48339693000						
Texas	48339693101						
Texas	48339693102						
Texas	48339693200						
Texas	48339693300						
Texas	48339693400						
Texas	48339693500						
Texas	48339693600						
Texas	48339693700						
Texas	48339693800						
Texas	48339693900						
Texas	48339694000						
Texas	48339694101						
Texas	48339694102						
Texas	48339694201						
Texas	48339694202						
Texas	48339694301						
Texas	48339694302						
Texas	48339694400						
Texas	48339694500						

AMERICAN OVERSIGHT

State	2012-2016 ACS LIC Tract	Enter "YES" Below to Nominate LIC	2012-2016 Tract Poverty Rate	2012-2016 Tract Median Family Income	2012-2016 State Median Family Income	2012-2016 Core Based Statistical Area (CBSA) Median Family Income	Metro/Non-Metro
Texas	48339694600						
Texas	48339694700						
Texas	48341950100						
Texas	48341950200						
Texas	48341950300						
Texas	48341950400						
Texas	48343950100						
Texas	48343950200						
Texas	48343950300						
Texas	48345950100						
Texas	48347950100						
Texas	48347950200						
Texas	48347950301						
Texas	48347950302						
Texas	48347950400						
Texas	48347950501						
Texas	48347950502						
Texas	48347950600						
Texas	48347950700						
Texas	48347950800						
Texas	48347950900						
Texas	48347951000						
Texas	48347951100						
Texas	48349970100						
Texas	48349970200						
Texas	48349970300						
Texas	48349970400						
Texas	48349970500						
Texas	48349970600						
Texas	48349970700						
Texas	48349970800						
Texas	48349970900						
Texas	48349971000						
Texas	48351950100						
Texas	48351950200						
Texas	48351950300						
Texas	48351950400						
Texas	48353950100						
Texas	48353950200						
Texas	48353950300						
Texas	48353950400						
Texas	48353950500						
Texas	48355000500						
Texas	48355000600						
Texas	48355000700						
Texas	48355000800						
Texas	48355000900						
Texas	48355001000						

AMERICAN OVERSIGHT

State	2012-2016 ACS LIC Tract	Enter "YES" Below to Nominate LIC	2012-2016 Tract Poverty Rate	2012-2016 Tract Median Family Income	2012-2016 State Median Family Income	2012-2016 Core Based Statistical Area (CBSA) Median Family Income	Metro/Non-Metro
Texas	48355001100						
Texas	48355001200						
Texas	48355001300						
Texas	48355001400						
Texas	48355001500						
Texas	48355001601						
Texas	48355001602						
Texas	48355001701						
Texas	48355001702						
Texas	48355001801						
Texas	48355001802						
Texas	48355001902						
Texas	48355001903						
Texas	48355001904						
Texas	48355002001						
Texas	48355002002						
Texas	48355002101						
Texas	48355002102						
Texas	48355002200						
Texas	48355002301						
Texas	48355002303						
Texas	48355002304						
Texas	48355002400						
Texas	48355002500						
Texas	48355002601						
Texas	48355002602						
Texas	48355002603						
Texas	48355002703						
Texas	48355002704						
Texas	48355002705						
Texas	48355002706						
Texas	48355002900						
Texas	48355003001						
Texas	48355003002						
Texas	48355003101						
Texas	48355003102						
Texas	48355003202						
Texas	48355003203						
Texas	48355003204						
Texas	48355003303						
Texas	48355003304						
Texas	48355003305						
Texas	48355003306						
Texas	48355003401						
Texas	48355003402						
Texas	48355003500						
Texas	48355003601						
Texas	48355003602						

AMERICAN OVERSIGHT

State	2012-2016 ACS LIC Tract	Enter "YES" Below to Nominate LIC	2012-2016 Tract Poverty Rate	2012-2016 Tract Median Family Income	2012-2016 State Median Family Income	2012-2016 Core Based Statistical Area (CBSA) Median Family Income	Metro/Non-Metro
Texas	48355003603						
Texas	48355003700						
Texas	48355005102						
Texas	48355005404						
Texas	48355005406						
Texas	48355005407						
Texas	48355005408						
Texas	48355005409						
Texas	48355005410						
Texas	48355005411						
Texas	48355005412						
Texas	48355005413						
Texas	48355005414						
Texas	48355005415						
Texas	48355005416						
Texas	48355005417						
Texas	48355005601						
Texas	48355005602						
Texas	48355005801						
Texas	48355005802						
Texas	48355005900						
Texas	48355006000						
Texas	48355006100						
Texas	48355006200						
Texas	48355006300						
Texas	48355006400						
Texas	48355980000						
Texas	48355990000						
Texas	48357950100						
Texas	48357950300						
Texas	48357950400						
Texas	48359950100						
Texas	48361020200						
Texas	48361020300						
Texas	48361020500						
Texas	48361020700						
Texas	48361020800						
Texas	48361020900						
Texas	48361021000						
Texas	48361021100						
Texas	48361021200						
Texas	48361021300						
Texas	48361021400						
Texas	48361021501						
Texas	48361021502						
Texas	48361021600						
Texas	48361021700						
Texas	48361021800						

AMERICAN OVERSIGHT

State	2012-2016 ACS LIC Tract	Enter "YES" Below to Nominate LIC	2012-2016 Tract Poverty Rate	2012-2016 Tract Median Family Income	2012-2016 State Median Family Income	2012-2016 Core Based Statistical Area (CBSA) Median Family Income	Metro/Non-Metro
Texas	48361021900						
Texas	48361022000						
Texas	48361022200						
Texas	48361022300						
Texas	48361022400						
Texas	48363000100						
Texas	48363000200						
Texas	48363000300						
Texas	48363000400						
Texas	48363000500						
Texas	48363000600						
Texas	48363000700						
Texas	48363000800						
Texas	48363000900						
Texas	48365950100						
Texas	48365950200						
Texas	48365950300						
Texas	48365950400						
Texas	48365950500						
Texas	48365950600						
Texas	48367140101						
Texas	48367140102						
Texas	48367140200						
Texas	48367140300						
Texas	48367140403						
Texas	48367140405						
Texas	48367140407						
Texas	48367140408						
Texas	48367140409						
Texas	48367140410						
Texas	48367140411						
Texas	48367140501						
Texas	48367140502						
Texas	48367140601						
Texas	48367140602						
Texas	48367140703						
Texas	48367140704						
Texas	48367140705						
Texas	48367140706						
Texas	48369950200						
Texas	48369950300						
Texas	48371950100						
Texas	48371950300						
Texas	48371950400						
Texas	48371950500						
Texas	48373210101						
Texas	48373210102						
Texas	48373210203						

AMERICAN OVERSIGHT

State	2012-2016 ACS LIC Tract	Enter "YES" Below to Nominate LIC	2012-2016 Tract Poverty Rate	2012-2016 Tract Median Family Income	2012-2016 State Median Family Income	2012-2016 Core Based Statistical Area (CBSA) Median Family Income	Metro/Non-Metro
Texas	48373210204						
Texas	48373210205						
Texas	48373210206						
Texas	48373210301						
Texas	48373210302						
Texas	48373210400						
Texas	48373210500						
Texas	48375010100						
Texas	48375010200						
Texas	48375010300						
Texas	48375010400						
Texas	48375010600						
Texas	48375010700						
Texas	48375011000						
Texas	48375011500						
Texas	48375011600						
Texas	48375011700						
Texas	48375011800						
Texas	48375011900						
Texas	48375012000						
Texas	48375012200						
Texas	48375012600						
Texas	48375012800						
Texas	48375013000						
Texas	48375013200						
Texas	48375013300						
Texas	48375013400						
Texas	48375013900						
Texas	48375014100						
Texas	48375014300						
Texas	48375014401						
Texas	48375014500						
Texas	48375014700						
Texas	48375014800						
Texas	48375014900						
Texas	48375015000						
Texas	48375015100						
Texas	48375015200						
Texas	48375015300						
Texas	48375015400						
Texas	48375980000						
Texas	48377950100						
Texas	48377950200						
Texas	48379950100						
Texas	48379950200						
Texas	48381020100						
Texas	48381020200						
Texas	48381020300						

AMERICAN OVERSIGHT

State	2012-2016 ACS LIC Tract	Enter "YES" Below to Nominate LIC	2012-2016 Tract Poverty Rate	2012-2016 Tract Median Family Income	2012-2016 State Median Family Income	2012-2016 Core Based Statistical Area (CBSA) Median Family Income	Metro/Non-Metro
Texas	48381020400						
Texas	48381020500						
Texas	48381020600						
Texas	48381020800						
Texas	48381020900						
Texas	48381021000						
Texas	48381021101						
Texas	48381021102						
Texas	48381021200						
Texas	48381021300						
Texas	48381021500						
Texas	48381021602						
Texas	48381021603						
Texas	48381021604						
Texas	48381021605						
Texas	48381021606						
Texas	48381021608						
Texas	48381021609						
Texas	48381021702						
Texas	48381021703						
Texas	48381021704						
Texas	48381021801						
Texas	48381021802						
Texas	48381021900						
Texas	48381022001						
Texas	48381022002						
Texas	48383950100						
Texas	48385950100						
Texas	48387950100						
Texas	48387950500						
Texas	48387950600						
Texas	48387950700						
Texas	48389950100						
Texas	48389950200						
Texas	48389950300						
Texas	48389950400						
Texas	48389950500						
Texas	48391950200						
Texas	48391950400						
Texas	48393950100						
Texas	48395960100						
Texas	48395960200						
Texas	48395960300						
Texas	48395960400						
Texas	48395960500						
Texas	48397040101						
Texas	48397040102						
Texas	48397040200						

AMERICAN OVERSIGHT

State	2012-2016 ACS LIC Tract	Enter "YES" Below to Nominate LIC	2012-2016 Tract Poverty Rate	2012-2016 Tract Median Family Income	2012-2016 State Median Family Income	2012-2016 Core Based Statistical Area (CBSA) Median Family Income	Metro/Non-Metro
Texas	48397040301						
Texas	48397040302						
Texas	48397040401						
Texas	48397040402						
Texas	48397040503						
Texas	48397040504						
Texas	48397040505						
Texas	48397040506						
Texas	48399950100						
Texas	48399950200						
Texas	48399950500						
Texas	48399950600						
Texas	48401950100						
Texas	48401950200						
Texas	48401950300						
Texas	48401950400						
Texas	48401950501						
Texas	48401950502						
Texas	48401950600						
Texas	48401950700						
Texas	48401950800						
Texas	48401950900						
Texas	48401951000						
Texas	48401951100						
Texas	48401951200						
Texas	48403950100						
Texas	48403950200						
Texas	48403950300						
Texas	48405950100						
Texas	48405950200						
Texas	48405950300						
Texas	48407200101						
Texas	48407200102						
Texas	48407200200						
Texas	48407200300						
Texas	48409010201						
Texas	48409010202						
Texas	48409010301						
Texas	48409010302						
Texas	48409010500						
Texas	48409010601						
Texas	48409010602						
Texas	48409010603						
Texas	48409010604						
Texas	48409010700						
Texas	48409010800						
Texas	48409010900						
Texas	48409011000						

AMERICAN OVERSIGHT

State	2012-2016 ACS LIC Tract	Enter "YES" Below to Nominate LIC	2012-2016 Tract Poverty Rate	2012-2016 Tract Median Family Income	2012-2016 State Median Family Income	2012-2016 Core Based Statistical Area (CBSA) Median Family Income	Metro/Non-Metro
Texas	48409011100						
Texas	48409011200						
Texas	48409011300						
Texas	48411950100						
Texas	48411950200						
Texas	48413950300						
Texas	48415950100						
Texas	48415950200						
Texas	48415950300						
Texas	48415950600						
Texas	48417950300						
Texas	48419950100						
Texas	48419950200						
Texas	48419950300						
Texas	48419950400						
Texas	48419950500						
Texas	48419950600						
Texas	48421950200						
Texas	48423000100						
Texas	48423000201						
Texas	48423000202						
Texas	48423000300						
Texas	48423000400						
Texas	48423000500						
Texas	48423000600						
Texas	48423000700						
Texas	48423000800						
Texas	48423000900						
Texas	48423001000						
Texas	48423001101						
Texas	48423001102						
Texas	48423001200						
Texas	48423001300						
Texas	48423001401						
Texas	48423001403						
Texas	48423001404						
Texas	48423001500						
Texas	48423001601						
Texas	48423001602						
Texas	48423001604						
Texas	48423001700						
Texas	48423001801						
Texas	48423001802						
Texas	48423001803						
Texas	48423001901						
Texas	48423001905						
Texas	48423001906						
Texas	48423001907						

AMERICAN OVERSIGHT

State	2012-2016 ACS LIC Tract	Enter "YES" Below to Nominate LIC	2012-2016 Tract Poverty Rate	2012-2016 Tract Median Family Income	2012-2016 State Median Family Income	2012-2016 Core Based Statistical Area (CBSA) Median Family Income	Metro/Non-Metro
Texas	48423001908						
Texas	48423002003						
Texas	48423002004						
Texas	48423002006						
Texas	48423002007						
Texas	48423002008						
Texas	48423002009						
Texas	48423002101						
Texas	48423002102						
Texas	48423002200						
Texas	48423980000						
Texas	48425000100						
Texas	48425000200						
Texas	48427950101						
Texas	48427950104						
Texas	48427950105						
Texas	48427950106						
Texas	48427950107						
Texas	48427950108						
Texas	48427950202						
Texas	48427950203						
Texas	48427950204						
Texas	48427950401						
Texas	48427950402						
Texas	48427950500						
Texas	48427950600						
Texas	48427950701						
Texas	48427950702						
Texas	48429950200						
Texas	48429950300						
Texas	48429950500						
Texas	48431950100						
Texas	48433950300						
Texas	48435950300						
Texas	48437950200						
Texas	48437950300						
Texas	48437950400						
Texas	48439100101						
Texas	48439100102						
Texas	48439100201						
Texas	48439100202						
Texas	48439100300						
Texas	48439100400						
Texas	48439100501						
Texas	48439100502						
Texas	48439100601						
Texas	48439100602						
Texas	48439100700						

AMERICAN OVERSIGHT

State	2012-2016 ACS LIC Tract	Enter "YES" Below to Nominate LIC	2012-2016 Tract Poverty Rate	2012-2016 Tract Median Family Income	2012-2016 State Median Family Income	2012-2016 Core Based Statistical Area (CBSA) Median Family Income	Metro/Non-Metro
Texas	48439100800						
Texas	48439100900						
Texas	48439101201						
Texas	48439101202						
Texas	48439101301						
Texas	48439101302						
Texas	48439101401						
Texas	48439101402						
Texas	48439101403						
Texas	48439101500						
Texas	48439101700						
Texas	48439102000						
Texas	48439102100						
Texas	48439102201						
Texas	48439102202						
Texas	48439102301						
Texas	48439102302						
Texas	48439102401						
Texas	48439102402						
Texas	48439102500						
Texas	48439102601						
Texas	48439102602						
Texas	48439102700						
Texas	48439102800						
Texas	48439103500						
Texas	48439103601						
Texas	48439103602						
Texas	48439103701						
Texas	48439103702						
Texas	48439103800						
Texas	48439104100						
Texas	48439104201						
Texas	48439104202						
Texas	48439104300						
Texas	48439104400						
Texas	48439104502						
Texas	48439104503						
Texas	48439104504						
Texas	48439104505						
Texas	48439104601						
Texas	48439104602						
Texas	48439104603						
Texas	48439104604						
Texas	48439104605						
Texas	48439104701						
Texas	48439104702						
Texas	48439104802						
Texas	48439104803						

AMERICAN OVERSIGHT

State	2012-2016 ACS LIC Tract	Enter "YES" Below to Nominate LIC	2012-2016 Tract Poverty Rate	2012-2016 Tract Median Family Income	2012-2016 State Median Family Income	2012-2016 Core Based Statistical Area (CBSA) Median Family Income	Metro/Non-Metro
Texas	48439104804						
Texas	48439104900						
Texas	48439105001						
Texas	48439105006						
Texas	48439105007						
Texas	48439105008						
Texas	48439105201						
Texas	48439105203						
Texas	48439105204						
Texas	48439105205						
Texas	48439105403						
Texas	48439105404						
Texas	48439105405						
Texas	48439105406						
Texas	48439105502						
Texas	48439105503						
Texas	48439105505						
Texas	48439105507						
Texas	48439105508						
Texas	48439105510						
Texas	48439105511						
Texas	48439105512						
Texas	48439105513						
Texas	48439105514						
Texas	48439105600						
Texas	48439105701						
Texas	48439105703						
Texas	48439105704						
Texas	48439105800						
Texas	48439105901						
Texas	48439105902						
Texas	48439106001						
Texas	48439106002						
Texas	48439106004						
Texas	48439106101						
Texas	48439106102						
Texas	48439106201						
Texas	48439106202						
Texas	48439106300						
Texas	48439106400						
Texas	48439106502						
Texas	48439106503						
Texas	48439106507						
Texas	48439106509						
Texas	48439106510						
Texas	48439106511						
Texas	48439106512						
Texas	48439106513						

AMERICAN OVERSIGHT

State	2012-2016 ACS LIC Tract	Enter "YES" Below to Nominate LIC	2012-2016 Tract Poverty Rate	2012-2016 Tract Median Family Income	2012-2016 State Median Family Income	2012-2016 Core Based Statistical Area (CBSA) Median Family Income	Metro/Non-Metro
Texas	48439106514						
Texas	48439106515						
Texas	48439106516						
Texas	48439106517						
Texas	48439106518						
Texas	48439106600						
Texas	48439106700						
Texas	48439110101						
Texas	48439110102						
Texas	48439110202						
Texas	48439110203						
Texas	48439110204						
Texas	48439110301						
Texas	48439110302						
Texas	48439110401						
Texas	48439110402						
Texas	48439110500						
Texas	48439110600						
Texas	48439110701						
Texas	48439110703						
Texas	48439110704						
Texas	48439110805						
Texas	48439110806						
Texas	48439110807						
Texas	48439110808						
Texas	48439110809						
Texas	48439110901						
Texas	48439110903						
Texas	48439110905						
Texas	48439110906						
Texas	48439110907						
Texas	48439111003						
Texas	48439111005						
Texas	48439111008						
Texas	48439111010						
Texas	48439111011						
Texas	48439111012						
Texas	48439111013						
Texas	48439111015						
Texas	48439111016						
Texas	48439111017						
Texas	48439111018						
Texas	48439111102						
Texas	48439111103						
Texas	48439111104						
Texas	48439111202						
Texas	48439111203						
Texas	48439111204						

AMERICAN OVERSIGHT

State	2012-2016 ACS LIC Tract	Enter "YES" Below to Nominate LIC	2012-2016 Tract Poverty Rate	2012-2016 Tract Median Family Income	2012-2016 State Median Family Income	2012-2016 Core Based Statistical Area (CBSA) Median Family Income	Metro/Non-Metro
Texas	48439111301						
Texas	48439111304						
Texas	48439111306						
Texas	48439111307						
Texas	48439111308						
Texas	48439111309						
Texas	48439111310						
Texas	48439111311						
Texas	48439111312						
Texas	48439111313						
Texas	48439111314						
Texas	48439111402						
Texas	48439111404						
Texas	48439111405						
Texas	48439111406						
Texas	48439111407						
Texas	48439111408						
Texas	48439111409						
Texas	48439111505						
Texas	48439111506						
Texas	48439111513						
Texas	48439111514						
Texas	48439111516						
Texas	48439111521						
Texas	48439111522						
Texas	48439111523						
Texas	48439111524						
Texas	48439111525						
Texas	48439111526						
Texas	48439111529						
Texas	48439111530						
Texas	48439111531						
Texas	48439111532						
Texas	48439111533						
Texas	48439111534						
Texas	48439111536						
Texas	48439111537						
Texas	48439111538						
Texas	48439111539						
Texas	48439111540						
Texas	48439111541						
Texas	48439111542						
Texas	48439111543						
Texas	48439111544						
Texas	48439111545						
Texas	48439111546						
Texas	48439111547						
Texas	48439111548						

AMERICAN OVERSIGHT

State	2012-2016 ACS LIC Tract	Enter "YES" Below to Nominate LIC	2012-2016 Tract Poverty Rate	2012-2016 Tract Median Family Income	2012-2016 State Median Family Income	2012-2016 Core Based Statistical Area (CBSA) Median Family Income	Metro/Non-Metro
Texas	48439111549						
Texas	48439111550						
Texas	48439111551						
Texas	48439111552						
Texas	48439111553						
Texas	48439113001						
Texas	48439113002						
Texas	48439113102						
Texas	48439113104						
Texas	48439113107						
Texas	48439113108						
Texas	48439113109						
Texas	48439113110						
Texas	48439113111						
Texas	48439113112						
Texas	48439113113						
Texas	48439113114						
Texas	48439113115						
Texas	48439113116						
Texas	48439113206						
Texas	48439113207						
Texas	48439113210						
Texas	48439113212						
Texas	48439113213						
Texas	48439113214						
Texas	48439113215						
Texas	48439113216						
Texas	48439113217						
Texas	48439113218						
Texas	48439113220						
Texas	48439113221						
Texas	48439113301						
Texas	48439113302						
Texas	48439113403						
Texas	48439113404						
Texas	48439113405						
Texas	48439113407						
Texas	48439113408						
Texas	48439113509						
Texas	48439113510						
Texas	48439113511						
Texas	48439113512						
Texas	48439113513						
Texas	48439113514						
Texas	48439113516						
Texas	48439113517						
Texas	48439113518						
Texas	48439113519						

AMERICAN OVERSIGHT

State	2012-2016 ACS LIC Tract	Enter "YES" Below to Nominate LIC	2012-2016 Tract Poverty Rate	2012-2016 Tract Median Family Income	2012-2016 State Median Family Income	2012-2016 Core Based Statistical Area (CBSA) Median Family Income	Metro/Non-Metro
Texas	48439113520						
Texas	48439113607						
Texas	48439113610						
Texas	48439113611						
Texas	48439113612						
Texas	48439113613						
Texas	48439113618						
Texas	48439113619						
Texas	48439113622						
Texas	48439113623						
Texas	48439113624						
Texas	48439113625						
Texas	48439113626						
Texas	48439113627						
Texas	48439113628						
Texas	48439113629						
Texas	48439113630						
Texas	48439113631						
Texas	48439113632						
Texas	48439113633						
Texas	48439113634						
Texas	48439113703						
Texas	48439113705						
Texas	48439113707						
Texas	48439113709						
Texas	48439113710						
Texas	48439113711						
Texas	48439113803						
Texas	48439113808						
Texas	48439113809						
Texas	48439113810						
Texas	48439113811						
Texas	48439113812						
Texas	48439113813						
Texas	48439113814						
Texas	48439113815						
Texas	48439113816						
Texas	48439113906						
Texas	48439113907						
Texas	48439113908						
Texas	48439113909						
Texas	48439113910						
Texas	48439113911						
Texas	48439113912						
Texas	48439113916						
Texas	48439113917						
Texas	48439113918						
Texas	48439113919						

AMERICAN OVERSIGHT

State	2012-2016 ACS LIC Tract	Enter "YES" Below to Nominate LIC	2012-2016 Tract Poverty Rate	2012-2016 Tract Median Family Income	2012-2016 State Median Family Income	2012-2016 Core Based Statistical Area (CBSA) Median Family Income	Metro/Non-Metro
Texas	48439113920						
Texas	48439113921						
Texas	48439113922						
Texas	48439113923						
Texas	48439113924						
Texas	48439113925						
Texas	48439113926						
Texas	48439113927						
Texas	48439113928						
Texas	48439113929						
Texas	48439114003						
Texas	48439114005						
Texas	48439114006						
Texas	48439114007						
Texas	48439114008						
Texas	48439114102						
Texas	48439114103						
Texas	48439114104						
Texas	48439114203						
Texas	48439114204						
Texas	48439114205						
Texas	48439114206						
Texas	48439114207						
Texas	48439121601						
Texas	48439121604						
Texas	48439121605						
Texas	48439121606						
Texas	48439121608						
Texas	48439121609						
Texas	48439121610						
Texas	48439121611						
Texas	48439121702						
Texas	48439121703						
Texas	48439121704						
Texas	48439121903						
Texas	48439121904						
Texas	48439121905						
Texas	48439121906						
Texas	48439122001						
Texas	48439122002						
Texas	48439122100						
Texas	48439122200						
Texas	48439122300						
Texas	48439122400						
Texas	48439122500						
Texas	48439122600						
Texas	48439122700						
Texas	48439122801						

AMERICAN OVERSIGHT

State	2012-2016 ACS LIC Tract	Enter "YES" Below to Nominate LIC	2012-2016 Tract Poverty Rate	2012-2016 Tract Median Family Income	2012-2016 State Median Family Income	2012-2016 Core Based Statistical Area (CBSA) Median Family Income	Metro/Non-Metro
Texas	48439122802						
Texas	48439122900						
Texas	48439123000						
Texas	48439123100						
Texas	48439123200						
Texas	48439123300						
Texas	48439123400						
Texas	48439123500						
Texas	48439123600						
Texas	48439980000						
Texas	48441010100						
Texas	48441010200						
Texas	48441010300						
Texas	48441010400						
Texas	48441010500						
Texas	48441010600						
Texas	48441010700						
Texas	48441010800						
Texas	48441010900						
Texas	48441011000						
Texas	48441011200						
Texas	48441011300						
Texas	48441011400						
Texas	48441011500						
Texas	48441011600						
Texas	48441011700						
Texas	48441011900						
Texas	48441012000						
Texas	48441012100						
Texas	48441012200						
Texas	48441012300						
Texas	48441012400						
Texas	48441012500						
Texas	48441012600						
Texas	48441012700						
Texas	48441012801						
Texas	48441012802						
Texas	48441012900						
Texas	48441013000						
Texas	48441013100						
Texas	48441013200						
Texas	48441013300						
Texas	48441013401						
Texas	48441013402						
Texas	48441013404						
Texas	48441013500						
Texas	48441013600						
Texas	48441980000						

AMERICAN OVERSIGHT

State	2012-2016 ACS LIC Tract	Enter "YES" Below to Nominate LIC	2012-2016 Tract Poverty Rate	2012-2016 Tract Median Family Income	2012-2016 State Median Family Income	2012-2016 Core Based Statistical Area (CBSA) Median Family Income	Metro/Non-Metro
Texas	48443950100						
Texas	48445950100						
Texas	48445950300						
Texas	48445950400						
Texas	48447950300						
Texas	48449950100						
Texas	48449950200						
Texas	48449950300						
Texas	48449950400						
Texas	48449950500						
Texas	48449950600						
Texas	48449950700						
Texas	48449950800						
Texas	48451000100						
Texas	48451000200						
Texas	48451000300						
Texas	48451000400						
Texas	48451000700						
Texas	48451000801						
Texas	48451000802						
Texas	48451000900						
Texas	48451001000						
Texas	48451001101						
Texas	48451001102						
Texas	48451001200						
Texas	48451001301						
Texas	48451001303						
Texas	48451001304						
Texas	48451001400						
Texas	48451001500						
Texas	48451001600						
Texas	48451001702						
Texas	48451001704						
Texas	48451001706						
Texas	48451001707						
Texas	48451001708						
Texas	48451001800						
Texas	48451980000						
Texas	48453000101						
Texas	48453000102						
Texas	48453000203						
Texas	48453000204						
Texas	48453000205						
Texas	48453000206						
Texas	48453000302						
Texas	48453000304						
Texas	48453000305						
Texas	48453000306						

AMERICAN OVERSIGHT

State	2012-2016 ACS LIC Tract	Enter "YES" Below to Nominate LIC	2012-2016 Tract Poverty Rate	2012-2016 Tract Median Family Income	2012-2016 State Median Family Income	2012-2016 Core Based Statistical Area (CBSA) Median Family Income	Metro/Non-Metro
Texas	48453000307						
Texas	48453000401						
Texas	48453000402						
Texas	48453000500						
Texas	48453000601						
Texas	48453000603						
Texas	48453000604						
Texas	48453000700						
Texas	48453000801						
Texas	48453000802						
Texas	48453000803						
Texas	48453000804						
Texas	48453000901						
Texas	48453000902						
Texas	48453001000						
Texas	48453001100						
Texas	48453001200						
Texas	48453001303						
Texas	48453001304						
Texas	48453001305						
Texas	48453001307						
Texas	48453001308						
Texas	48453001401						
Texas	48453001402						
Texas	48453001403						
Texas	48453001501						
Texas	48453001503						
Texas	48453001504						
Texas	48453001505						
Texas	48453001602						
Texas	48453001603						
Texas	48453001604						
Texas	48453001605						
Texas	48453001606						
Texas	48453001705						
Texas	48453001706						
Texas	48453001707						
Texas	48453001712						
Texas	48453001713						
Texas	48453001714						
Texas	48453001716						
Texas	48453001718						
Texas	48453001719						
Texas	48453001722						
Texas	48453001728						
Texas	48453001729						
Texas	48453001733						
Texas	48453001737						

AMERICAN OVERSIGHT

State	2012-2016 ACS LIC Tract	Enter "YES" Below to Nominate LIC	2012-2016 Tract Poverty Rate	2012-2016 Tract Median Family Income	2012-2016 State Median Family Income	2012-2016 Core Based Statistical Area (CBSA) Median Family Income	Metro/Non-Metro
Texas	48453001738						
Texas	48453001740						
Texas	48453001741						
Texas	48453001742						
Texas	48453001745						
Texas	48453001746						
Texas	48453001747						
Texas	48453001748						
Texas	48453001749						
Texas	48453001750						
Texas	48453001751						
Texas	48453001752						
Texas	48453001753						
Texas	48453001754						
Texas	48453001755						
Texas	48453001756						
Texas	48453001757						
Texas	48453001760						
Texas	48453001761						
Texas	48453001764						
Texas	48453001765						
Texas	48453001766						
Texas	48453001768						
Texas	48453001769						
Texas	48453001770						
Texas	48453001771						
Texas	48453001772						
Texas	48453001773						
Texas	48453001774						
Texas	48453001775						
Texas	48453001776						
Texas	48453001777						
Texas	48453001778						
Texas	48453001779						
Texas	48453001780						
Texas	48453001781						
Texas	48453001782						
Texas	48453001783						
Texas	48453001784						
Texas	48453001785						
Texas	48453001786						
Texas	48453001804						
Texas	48453001805						
Texas	48453001806						
Texas	48453001811						
Texas	48453001812						
Texas	48453001813						
Texas	48453001817						

AMERICAN OVERSIGHT

State	2012-2016 ACS LIC Tract	Enter "YES" Below to Nominate LIC	2012-2016 Tract Poverty Rate	2012-2016 Tract Median Family Income	2012-2016 State Median Family Income	2012-2016 Core Based Statistical Area (CBSA) Median Family Income	Metro/Non-Metro
Texas	48453001818						
Texas	48453001819						
Texas	48453001820						
Texas	48453001821						
Texas	48453001822						
Texas	48453001823						
Texas	48453001824						
Texas	48453001826						
Texas	48453001828						
Texas	48453001829						
Texas	48453001832						
Texas	48453001833						
Texas	48453001834						
Texas	48453001835						
Texas	48453001839						
Texas	48453001840						
Texas	48453001841						
Texas	48453001842						
Texas	48453001843						
Texas	48453001844						
Texas	48453001845						
Texas	48453001846						
Texas	48453001847						
Texas	48453001848						
Texas	48453001849						
Texas	48453001850						
Texas	48453001851						
Texas	48453001853						
Texas	48453001854						
Texas	48453001855						
Texas	48453001856						
Texas	48453001857						
Texas	48453001858						
Texas	48453001859						
Texas	48453001860						
Texas	48453001861						
Texas	48453001862						
Texas	48453001863						
Texas	48453001864						
Texas	48453001901						
Texas	48453001908						
Texas	48453001910						
Texas	48453001911						
Texas	48453001912						
Texas	48453001913						
Texas	48453001914						
Texas	48453001915						
Texas	48453001916						

AMERICAN OVERSIGHT

State	2012-2016 ACS LIC Tract	Enter "YES" Below to Nominate LIC	2012-2016 Tract Poverty Rate	2012-2016 Tract Median Family Income	2012-2016 State Median Family Income	2012-2016 Core Based Statistical Area (CBSA) Median Family Income	Metro/Non-Metro
Texas	48453001917						
Texas	48453001918						
Texas	48453001919						
Texas	48453002002						
Texas	48453002003						
Texas	48453002004						
Texas	48453002005						
Texas	48453002104						
Texas	48453002105						
Texas	48453002106						
Texas	48453002107						
Texas	48453002108						
Texas	48453002109						
Texas	48453002110						
Texas	48453002111						
Texas	48453002112						
Texas	48453002113						
Texas	48453002201						
Texas	48453002202						
Texas	48453002207						
Texas	48453002208						
Texas	48453002209						
Texas	48453002210						
Texas	48453002211						
Texas	48453002212						
Texas	48453002304						
Texas	48453002307						
Texas	48453002308						
Texas	48453002310						
Texas	48453002312						
Texas	48453002313						
Texas	48453002314						
Texas	48453002315						
Texas	48453002316						
Texas	48453002317						
Texas	48453002318						
Texas	48453002319						
Texas	48453002402						
Texas	48453002403						
Texas	48453002407						
Texas	48453002409						
Texas	48453002410						
Texas	48453002411						
Texas	48453002412						
Texas	48453002413						
Texas	48453002419						
Texas	48453002421						
Texas	48453002422						

AMERICAN OVERSIGHT

State	2012-2016 ACS LIC Tract	Enter "YES" Below to Nominate LIC	2012-2016 Tract Poverty Rate	2012-2016 Tract Median Family Income	2012-2016 State Median Family Income	2012-2016 Core Based Statistical Area (CBSA) Median Family Income	Metro/Non-Metro
Texas	48453002423						
Texas	48453002424						
Texas	48453002425						
Texas	48453002426						
Texas	48453002427						
Texas	48453002428						
Texas	48453002429						
Texas	48453002430						
Texas	48453002431						
Texas	48453002432						
Texas	48453002433						
Texas	48453002434						
Texas	48453002435						
Texas	48453002436						
Texas	48453002500						
Texas	48453980000						
Texas	48455950100						
Texas	48455950200						
Texas	48455950300						
Texas	48455950400						
Texas	48455950500						
Texas	48457950100						
Texas	48457950200						
Texas	48457950300						
Texas	48457950400						
Texas	48457950500						
Texas	48459950100						
Texas	48459950200						
Texas	48459950300						
Texas	48459950400						
Texas	48459950500						
Texas	48459950600						
Texas	48459950700						
Texas	48461950100						
Texas	48461950200						
Texas	48463950100						
Texas	48463950200						
Texas	48463950300						
Texas	48463950400						
Texas	48463950500						
Texas	48465950201						
Texas	48465950301						
Texas	48465950302						
Texas	48465950400						
Texas	48465950500						
Texas	48465950601						
Texas	48465950602						
Texas	48465950700						

AMERICAN OVERSIGHT

State	2012-2016 ACS LIC Tract	Enter "YES" Below to Nominate LIC	2012-2016 Tract Poverty Rate	2012-2016 Tract Median Family Income	2012-2016 State Median Family Income	2012-2016 Core Based Statistical Area (CBSA) Median Family Income	Metro/Non-Metro
Texas	48465950800						
Texas	48465980000						
Texas	48467950100						
Texas	48467950200						
Texas	48467950300						
Texas	48467950400						
Texas	48467950500						
Texas	48467950600						
Texas	48467950700						
Texas	48467950800						
Texas	48467950900						
Texas	48467951000						
Texas	48469000100						
Texas	48469000201						
Texas	48469000202						
Texas	48469000301						
Texas	48469000302						
Texas	48469000400						
Texas	48469000501						
Texas	48469000502						
Texas	48469000601						
Texas	48469000602						
Texas	48469000700						
Texas	48469000800						
Texas	48469001300						
Texas	48469001400						
Texas	48469001501						
Texas	48469001503						
Texas	48469001504						
Texas	48469001601						
Texas	48469001604						
Texas	48469001605						
Texas	48469001606						
Texas	48469001700						
Texas	48469980000						
Texas	48471790101						
Texas	48471790102						
Texas	48471790103						
Texas	48471790200						
Texas	48471790300						
Texas	48471790400						
Texas	48471790500						
Texas	48471790600						
Texas	48471790700						
Texas	48471790800						
Texas	48473680100						
Texas	48473680200						
Texas	48473680300						

AMERICAN OVERSIGHT

State	2012-2016 ACS LIC Tract	Enter "YES" Below to Nominate LIC	2012-2016 Tract Poverty Rate	2012-2016 Tract Median Family Income	2012-2016 State Median Family Income	2012-2016 Core Based Statistical Area (CBSA) Median Family Income	Metro/Non-Metro
Texas	48473680400						
Texas	48473680500						
Texas	48473680600						
Texas	48475950100						
Texas	48475950200						
Texas	48475950300						
Texas	48477170100						
Texas	48477170200						
Texas	48477170300						
Texas	48477170400						
Texas	48477170500						
Texas	48477170600						
Texas	48479000101						
Texas	48479000105						
Texas	48479000106						
Texas	48479000107						
Texas	48479000108						
Texas	48479000109						
Texas	48479000200						
Texas	48479000300						
Texas	48479000601						
Texas	48479000602						
Texas	48479000700						
Texas	48479000800						
Texas	48479000901						
Texas	48479000903						
Texas	48479000904						
Texas	48479001001						
Texas	48479001003						
Texas	48479001004						
Texas	48479001101						
Texas	48479001103						
Texas	48479001104						
Texas	48479001105						
Texas	48479001201						
Texas	48479001202						
Texas	48479001300						
Texas	48479001401						
Texas	48479001402						
Texas	48479001501						
Texas	48479001502						
Texas	48479001601						
Texas	48479001602						
Texas	48479001706						
Texas	48479001709						
Texas	48479001710						
Texas	48479001711						
Texas	48479001712						

AMERICAN OVERSIGHT

State	2012-2016 ACS LIC Tract	Enter "YES" Below to Nominate LIC	2012-2016 Tract Poverty Rate	2012-2016 Tract Median Family Income	2012-2016 State Median Family Income	2012-2016 Core Based Statistical Area (CBSA) Median Family Income	Metro/Non-Metro
Texas	48479001713						
Texas	48479001714						
Texas	48479001715						
Texas	48479001716						
Texas	48479001717						
Texas	48479001718						
Texas	48479001719						
Texas	48479001720						
Texas	48479001721						
Texas	48479001722						
Texas	48479001806						
Texas	48479001807						
Texas	48479001808						
Texas	48479001809						
Texas	48479001810						
Texas	48479001811						
Texas	48479001812						
Texas	48479001813						
Texas	48479001814						
Texas	48479001815						
Texas	48479001816						
Texas	48479001817						
Texas	48479001818						
Texas	48479001900						
Texas	48479980000						
Texas	48481740100						
Texas	48481740200						
Texas	48481740300						
Texas	48481740400						
Texas	48481740500						
Texas	48481740600						
Texas	48481740700						
Texas	48481740800						
Texas	48481740900						
Texas	48481741000						
Texas	48481741100						
Texas	48483950100						
Texas	48483950300						
Texas	48485010100						
Texas	48485010200						
Texas	48485010400						
Texas	48485010600						
Texas	48485010700						
Texas	48485010800						
Texas	48485010900						
Texas	48485011000						
Texas	48485011100						
Texas	48485011200						

AMERICAN OVERSIGHT

State	2012-2016 ACS LIC Tract	Enter "YES" Below to Nominate LIC	2012-2016 Tract Poverty Rate	2012-2016 Tract Median Family Income	2012-2016 State Median Family Income	2012-2016 Core Based Statistical Area (CBSA) Median Family Income	Metro/Non-Metro
Texas	48485011300						
Texas	48485011400						
Texas	48485011500						
Texas	48485011600						
Texas	48485011700						
Texas	48485011800						
Texas	48485011900						
Texas	48485012000						
Texas	48485012100						
Texas	48485012200						
Texas	48485012300						
Texas	48485012400						
Texas	48485012600						
Texas	48485012700						
Texas	48485012800						
Texas	48485012900						
Texas	48485013000						
Texas	48485013100						
Texas	48485013200						
Texas	48485013300						
Texas	48485013401						
Texas	48485013501						
Texas	48485013502						
Texas	48485013600						
Texas	48485013700						
Texas	48485013800						
Texas	48485980000						
Texas	48487950300						
Texas	48487950500						
Texas	48487950600						
Texas	48487950700						
Texas	48489950300						
Texas	48489950400						
Texas	48489950500						
Texas	48489950600						
Texas	48489950700						
Texas	48489990000						
Texas	48491020105						
Texas	48491020106						
Texas	48491020107						
Texas	48491020108						
Texas	48491020109						
Texas	48491020110						
Texas	48491020111						
Texas	48491020112						
Texas	48491020113						
Texas	48491020114						
Texas	48491020115						

AMERICAN OVERSIGHT

State	2012-2016 ACS LIC Tract	Enter "YES" Below to Nominate LIC	2012-2016 Tract Poverty Rate	2012-2016 Tract Median Family Income	2012-2016 State Median Family Income	2012-2016 Core Based Statistical Area (CBSA) Median Family Income	Metro/Non-Metro
Texas	48491020201						
Texas	48491020202						
Texas	48491020203						
Texas	48491020204						
Texas	48491020301						
Texas	48491020302						
Texas	48491020310						
Texas	48491020311						
Texas	48491020312						
Texas	48491020313						
Texas	48491020314						
Texas	48491020315						
Texas	48491020316						
Texas	48491020317						
Texas	48491020318						
Texas	48491020319						
Texas	48491020320						
Texas	48491020321						
Texas	48491020322						
Texas	48491020323						
Texas	48491020324						
Texas	48491020325						
Texas	48491020326						
Texas	48491020327						
Texas	48491020328						
Texas	48491020403						
Texas	48491020404						
Texas	48491020405						
Texas	48491020406						
Texas	48491020408						
Texas	48491020409						
Texas	48491020410						
Texas	48491020411						
Texas	48491020503						
Texas	48491020504						
Texas	48491020505						
Texas	48491020506						
Texas	48491020507						
Texas	48491020508						
Texas	48491020509						
Texas	48491020510						
Texas	48491020602						
Texas	48491020603						
Texas	48491020604						
Texas	48491020605						
Texas	48491020701						
Texas	48491020703						
Texas	48491020704						

AMERICAN OVERSIGHT

State	2012-2016 ACS LIC Tract	Enter "YES" Below to Nominate LIC	2012-2016 Tract Poverty Rate	2012-2016 Tract Median Family Income	2012-2016 State Median Family Income	2012-2016 Core Based Statistical Area (CBSA) Median Family Income	Metro/Non-Metro
Texas	48491020706						
Texas	48491020707						
Texas	48491020708						
Texas	48491020803						
Texas	48491020804						
Texas	48491020805						
Texas	48491020806						
Texas	48491020807						
Texas	48491020808						
Texas	48491020809						
Texas	48491020900						
Texas	48491021000						
Texas	48491021100						
Texas	48491021201						
Texas	48491021202						
Texas	48491021203						
Texas	48491021300						
Texas	48491021401						
Texas	48491021402						
Texas	48491021403						
Texas	48491021502						
Texas	48491021503						
Texas	48491021504						
Texas	48491021505						
Texas	48491021506						
Texas	48491021507						
Texas	48491021508						
Texas	48491021601						
Texas	48491021602						
Texas	48491021603						
Texas	48493000102						
Texas	48493000103						
Texas	48493000104						
Texas	48493000201						
Texas	48493000202						
Texas	48493000300						
Texas	48493000402						
Texas	48493000403						
Texas	48493000404						
Texas	48493000500						
Texas	48493000600						
Texas	48495950200						
Texas	48495950300						
Texas	48495950400						
Texas	48497150101						
Texas	48497150102						
Texas	48497150200						
Texas	48497150300						

AMERICAN OVERSIGHT

State	2012-2016 ACS LIC Tract	Enter "YES" Below to Nominate LIC	2012-2016 Tract Poverty Rate	2012-2016 Tract Median Family Income	2012-2016 State Median Family Income	2012-2016 Core Based Statistical Area (CBSA) Median Family Income	Metro/Non-Metro
Texas	48497150401						
Texas	48497150402						
Texas	48497150403						
Texas	48497150500						
Texas	48497150601						
Texas	48497150602						
Texas	48497150603						
Texas	48499950100						
Texas	48499950200						
Texas	48499950301						
Texas	48499950302						
Texas	48499950400						
Texas	48499950500						
Texas	48499950601						
Texas	48499950602						
Texas	48499950700						
Texas	48499950800						
Texas	48501950100						
Texas	48501950200						
Texas	48503950200						
Texas	48503950400						
Texas	48503950500						
Texas	48503950600						
Texas	48505950301						
Texas	48505950302						
Texas	48505950400						
Texas	48507950100						
Texas	48507950200						
Texas	48507950301						
Texas	48507950302						
Utah	49001100100						
Utah	49001100200						
Utah	49003960100						
Utah	49003960200						
Utah	49003960300						
Utah	49003960400						
Utah	49003960500						
Utah	49003960601						
Utah	49003960602						
Utah	49003960701						
Utah	49003960702						
Utah	49003960801						
Utah	49003960802						
Utah	49005000101						
Utah	49005000102						
Utah	49005000201						
Utah	49005000202						
Utah	49005000300						

AMERICAN OVERSIGHT

State	2012-2016 ACS LIC Tract	Enter "YES" Below to Nominate LIC	2012-2016 Tract Poverty Rate	2012-2016 Tract Median Family Income	2012-2016 State Median Family Income	2012-2016 Core Based Statistical Area (CBSA) Median Family Income	Metro/Non-Metro
Utah	49005000401						
Utah	49005000402						
Utah	49005000403						
Utah	49005000501						
Utah	49005000502						
Utah	49005000600						
Utah	49005000701						
Utah	49005000702						
Utah	49005000800						
Utah	49005000900						
Utah	49005001001						
Utah	49005001002						
Utah	49005001101						
Utah	49005001102						
Utah	49005001201						
Utah	49005001202						
Utah	49005001300						
Utah	49005001401						
Utah	49005001402						
Utah	49005001500						
Utah	49005980100						
Utah	49007000100						
Utah	49007000200						
Utah	49007000300						
Utah	49007000500						
Utah	49007000600						
Utah	49009960100						
Utah	49011125102						
Utah	49011125103						
Utah	49011125104						
Utah	49011125200						
Utah	49011125301						
Utah	49011125303						
Utah	49011125304						
Utah	49011125305						
Utah	49011125401						
Utah	49011125403						
Utah	49011125405						
Utah	49011125406						
Utah	49011125501						
Utah	49011125502						
Utah	49011125503						
Utah	49011125600						
Utah	49011125701						
Utah	49011125702						
Utah	49011125801						
Utah	49011125804						
Utah	49011125805						

AMERICAN OVERSIGHT

State	2012-2016 ACS LIC Tract	Enter "YES" Below to Nominate LIC	2012-2016 Tract Poverty Rate	2012-2016 Tract Median Family Income	2012-2016 State Median Family Income	2012-2016 Core Based Statistical Area (CBSA) Median Family Income	Metro/Non-Metro
Utah	49011125807						
Utah	49011125808						
Utah	49011125905						
Utah	49011125906						
Utah	49011125907						
Utah	49011125908						
Utah	49011126001						
Utah	49011126002						
Utah	49011126101						
Utah	49011126104						
Utah	49011126105						
Utah	49011126202						
Utah	49011126203						
Utah	49011126204						
Utah	49011126303						
Utah	49011126304						
Utah	49011126305						
Utah	49011126306						
Utah	49011126402						
Utah	49011126404						
Utah	49011126405						
Utah	49011126406						
Utah	49011126500						
Utah	49011126600						
Utah	49011126700						
Utah	49011126801						
Utah	49011126802						
Utah	49011126901						
Utah	49011126902						
Utah	49011127002						
Utah	49011127003						
Utah	49011127004						
Utah	49011127100						
Utah	49013940300						
Utah	49013940500						
Utah	49013940600						
Utah	49015976200						
Utah	49015976300						
Utah	49015976500						
Utah	49017000300						
Utah	49017000400						
Utah	49019000200						
Utah	49019000300						
Utah	49021110100						
Utah	49021110200						
Utah	49021110300						
Utah	49021110400						
Utah	49021110500						

AMERICAN OVERSIGHT

State	2012-2016 ACS LIC Tract	Enter "YES" Below to Nominate LIC	2012-2016 Tract Poverty Rate	2012-2016 Tract Median Family Income	2012-2016 State Median Family Income	2012-2016 Core Based Statistical Area (CBSA) Median Family Income	Metro/Non-Metro
Utah	49021110600						
Utah	49021110701						
Utah	49021110702						
Utah	49023010100						
Utah	49023010200						
Utah	49025130100						
Utah	49025130200						
Utah	49027974100						
Utah	49027974200						
Utah	49027974300						
Utah	49029970100						
Utah	49029970200						
Utah	49031960100						
Utah	49033950100						
Utah	49035100100						
Utah	49035100200						
Utah	49035100306						
Utah	49035100307						
Utah	49035100308						
Utah	49035100500						
Utah	49035100600						
Utah	49035100700						
Utah	49035100800						
Utah	49035101000						
Utah	49035101101						
Utah	49035101102						
Utah	49035101200						
Utah	49035101400						
Utah	49035101500						
Utah	49035101600						
Utah	49035101700						
Utah	49035101800						
Utah	49035101900						
Utah	49035102000						
Utah	49035102100						
Utah	49035102300						
Utah	49035102500						
Utah	49035102600						
Utah	49035102701						
Utah	49035102702						
Utah	49035102801						
Utah	49035102802						
Utah	49035102900						
Utah	49035103000						
Utah	49035103100						
Utah	49035103200						
Utah	49035103300						
Utah	49035103400						

AMERICAN OVERSIGHT

State	2012-2016 ACS LIC Tract	Enter "YES" Below to Nominate LIC	2012-2016 Tract Poverty Rate	2012-2016 Tract Median Family Income	2012-2016 State Median Family Income	2012-2016 Core Based Statistical Area (CBSA) Median Family Income	Metro/Non-Metro
Utah	49035103500						
Utah	49035103600						
Utah	49035103700						
Utah	49035103800						
Utah	49035103900						
Utah	49035104000						
Utah	49035104100						
Utah	49035104200						
Utah	49035104300						
Utah	49035104400						
Utah	49035104700						
Utah	49035104800						
Utah	49035104900						
Utah	49035110102						
Utah	49035110103						
Utah	49035110104						
Utah	49035110200						
Utah	49035110300						
Utah	49035110401						
Utah	49035110402						
Utah	49035110500						
Utah	49035110600						
Utah	49035110701						
Utah	49035110702						
Utah	49035110800						
Utah	49035110900						
Utah	49035111001						
Utah	49035111002						
Utah	49035111101						
Utah	49035111102						
Utah	49035111103						
Utah	49035111201						
Utah	49035111202						
Utah	49035111302						
Utah	49035111304						
Utah	49035111305						
Utah	49035111306						
Utah	49035111400						
Utah	49035111500						
Utah	49035111600						
Utah	49035111701						
Utah	49035111702						
Utah	49035111801						
Utah	49035111802						
Utah	49035111903						
Utah	49035111904						
Utah	49035111905						
Utah	49035111906						

AMERICAN OVERSIGHT

State	2012-2016 ACS LIC Tract	Enter "YES" Below to Nominate LIC	2012-2016 Tract Poverty Rate	2012-2016 Tract Median Family Income	2012-2016 State Median Family Income	2012-2016 Core Based Statistical Area (CBSA) Median Family Income	Metro/Non-Metro
Utah	49035112001						
Utah	49035112002						
Utah	49035112100						
Utah	49035112201						
Utah	49035112202						
Utah	49035112301						
Utah	49035112302						
Utah	49035112402						
Utah	49035112403						
Utah	49035112404						
Utah	49035112501						
Utah	49035112502						
Utah	49035112503						
Utah	49035112604						
Utah	49035112605						
Utah	49035112608						
Utah	49035112609						
Utah	49035112610						
Utah	49035112611						
Utah	49035112612						
Utah	49035112613						
Utah	49035112614						
Utah	49035112615						
Utah	49035112616						
Utah	49035112617						
Utah	49035112618						
Utah	49035112619						
Utah	49035112700						
Utah	49035112804						
Utah	49035112805						
Utah	49035112810						
Utah	49035112812						
Utah	49035112813						
Utah	49035112814						
Utah	49035112815						
Utah	49035112816						
Utah	49035112817						
Utah	49035112818						
Utah	49035112819						
Utah	49035112820						
Utah	49035112821						
Utah	49035112822						
Utah	49035112823						
Utah	49035112904						
Utah	49035112905						
Utah	49035112907						
Utah	49035112912						
Utah	49035112913						

AMERICAN OVERSIGHT

State	2012-2016 ACS LIC Tract	Enter "YES" Below to Nominate LIC	2012-2016 Tract Poverty Rate	2012-2016 Tract Median Family Income	2012-2016 State Median Family Income	2012-2016 Core Based Statistical Area (CBSA) Median Family Income	Metro/Non-Metro
Utah	49035112914						
Utah	49035112916						
Utah	49035112917						
Utah	49035112918						
Utah	49035112920						
Utah	49035112921						
Utah	49035113007						
Utah	49035113008						
Utah	49035113010						
Utah	49035113011						
Utah	49035113012						
Utah	49035113013						
Utah	49035113014						
Utah	49035113016						
Utah	49035113017						
Utah	49035113019						
Utah	49035113020						
Utah	49035113101						
Utah	49035113102						
Utah	49035113105						
Utah	49035113107						
Utah	49035113108						
Utah	49035113305						
Utah	49035113306						
Utah	49035113307						
Utah	49035113308						
Utah	49035113309						
Utah	49035113310						
Utah	49035113406						
Utah	49035113407						
Utah	49035113408						
Utah	49035113409						
Utah	49035113410						
Utah	49035113411						
Utah	49035113412						
Utah	49035113413						
Utah	49035113505						
Utah	49035113509						
Utah	49035113510						
Utah	49035113511						
Utah	49035113512						
Utah	49035113513						
Utah	49035113514						
Utah	49035113515						
Utah	49035113520						
Utah	49035113521						
Utah	49035113522						
Utah	49035113523						

AMERICAN OVERSIGHT

State	2012-2016 ACS LIC Tract	Enter "YES" Below to Nominate LIC	2012-2016 Tract Poverty Rate	2012-2016 Tract Median Family Income	2012-2016 State Median Family Income	2012-2016 Core Based Statistical Area (CBSA) Median Family Income	Metro/Non-Metro
Utah	49035113525						
Utah	49035113526						
Utah	49035113527						
Utah	49035113528						
Utah	49035113532						
Utah	49035113533						
Utah	49035113534						
Utah	49035113535						
Utah	49035113536						
Utah	49035113537						
Utah	49035113538						
Utah	49035113539						
Utah	49035113600						
Utah	49035113701						
Utah	49035113702						
Utah	49035113801						
Utah	49035113802						
Utah	49035113803						
Utah	49035113903						
Utah	49035113904						
Utah	49035113905						
Utah	49035113906						
Utah	49035113907						
Utah	49035114000						
Utah	49035114100						
Utah	49035114200						
Utah	49035114300						
Utah	49035114500						
Utah	49035114600						
Utah	49035114700						
Utah	49035114800						
Utah	49035115106						
Utah	49035115209						
Utah	49035980000						
Utah	49037942000						
Utah	49037942100						
Utah	49037978100						
Utah	49037978200						
Utah	49039972100						
Utah	49039972200						
Utah	49039972300						
Utah	49039972400						
Utah	49039972500						
Utah	49041975100						
Utah	49041975200						
Utah	49041975300						
Utah	49041975400						
Utah	49041975500						

AMERICAN OVERSIGHT

State	2012-2016 ACS LIC Tract	Enter "YES" Below to Nominate LIC	2012-2016 Tract Poverty Rate	2012-2016 Tract Median Family Income	2012-2016 State Median Family Income	2012-2016 Core Based Statistical Area (CBSA) Median Family Income	Metro/Non-Metro
Utah	49043964101						
Utah	49043964102						
Utah	49043964201						
Utah	49043964202						
Utah	49043964203						
Utah	49043964303						
Utah	49043964304						
Utah	49043964305						
Utah	49043964306						
Utah	49043964307						
Utah	49043964308						
Utah	49043964401						
Utah	49043964402						
Utah	49045130600						
Utah	49045130701						
Utah	49045130702						
Utah	49045130703						
Utah	49045130800						
Utah	49045130900						
Utah	49045131001						
Utah	49045131002						
Utah	49045131100						
Utah	49045131200						
Utah	49045980000						
Utah	49047940201						
Utah	49047968200						
Utah	49047968301						
Utah	49047968302						
Utah	49047968401						
Utah	49047968402						
Utah	49049000102						
Utah	49049000103						
Utah	49049000104						
Utah	49049000105						
Utah	49049000203						
Utah	49049000204						
Utah	49049000205						
Utah	49049000206						
Utah	49049000400						
Utah	49049000504						
Utah	49049000505						
Utah	49049000506						
Utah	49049000507						
Utah	49049000508						
Utah	49049000509						
Utah	49049000601						
Utah	49049000603						
Utah	49049000604						

AMERICAN OVERSIGHT

State	2012-2016 ACS LIC Tract	Enter "YES" Below to Nominate LIC	2012-2016 Tract Poverty Rate	2012-2016 Tract Median Family Income	2012-2016 State Median Family Income	2012-2016 Core Based Statistical Area (CBSA) Median Family Income	Metro/Non-Metro
Utah	49049000703						
Utah	49049000706						
Utah	49049000707						
Utah	49049000708						
Utah	49049000709						
Utah	49049000710						
Utah	49049000711						
Utah	49049000801						
Utah	49049000802						
Utah	49049000901						
Utah	49049000903						
Utah	49049000904						
Utah	49049001001						
Utah	49049001002						
Utah	49049001103						
Utah	49049001105						
Utah	49049001106						
Utah	49049001107						
Utah	49049001108						
Utah	49049001201						
Utah	49049001202						
Utah	49049001300						
Utah	49049001401						
Utah	49049001402						
Utah	49049001501						
Utah	49049001503						
Utah	49049001504						
Utah	49049001601						
Utah	49049001602						
Utah	49049001603						
Utah	49049001701						
Utah	49049001702						
Utah	49049001801						
Utah	49049001802						
Utah	49049001803						
Utah	49049001900						
Utah	49049002000						
Utah	49049002101						
Utah	49049002102						
Utah	49049002201						
Utah	49049002204						
Utah	49049002205						
Utah	49049002206						
Utah	49049002207						
Utah	49049002300						
Utah	49049002400						
Utah	49049002500						
Utah	49049002701						

AMERICAN OVERSIGHT

State	2012-2016 ACS LIC Tract	Enter "YES" Below to Nominate LIC	2012-2016 Tract Poverty Rate	2012-2016 Tract Median Family Income	2012-2016 State Median Family Income	2012-2016 Core Based Statistical Area (CBSA) Median Family Income	Metro/Non-Metro
Utah	49049002702						
Utah	49049002801						
Utah	49049002802						
Utah	49049002901						
Utah	49049002902						
Utah	49049003001						
Utah	49049003002						
Utah	49049003103						
Utah	49049003104						
Utah	49049003105						
Utah	49049003106						
Utah	49049003201						
Utah	49049003203						
Utah	49049003204						
Utah	49049003205						
Utah	49049003300						
Utah	49049003401						
Utah	49049003402						
Utah	49049003403						
Utah	49049010103						
Utah	49049010104						
Utah	49049010105						
Utah	49049010106						
Utah	49049010107						
Utah	49049010108						
Utah	49049010109						
Utah	49049010110						
Utah	49049010111						
Utah	49049010112						
Utah	49049010113						
Utah	49049010208						
Utah	49049010209						
Utah	49049010210						
Utah	49049010211						
Utah	49049010212						
Utah	49049010213						
Utah	49049010214						
Utah	49049010215						
Utah	49049010216						
Utah	49049010217						
Utah	49049010218						
Utah	49049010219						
Utah	49049010220						
Utah	49049010303						
Utah	49049010304						
Utah	49049010305						
Utah	49049010404						
Utah	49049010405						

AMERICAN OVERSIGHT

State	2012-2016 ACS LIC Tract	Enter "YES" Below to Nominate LIC	2012-2016 Tract Poverty Rate	2012-2016 Tract Median Family Income	2012-2016 State Median Family Income	2012-2016 Core Based Statistical Area (CBSA) Median Family Income	Metro/Non-Metro
Utah	49049010406						
Utah	49049010407						
Utah	49049010408						
Utah	49049010409						
Utah	49049010410						
Utah	49049010411						
Utah	49049010503						
Utah	49049010504						
Utah	49049010505						
Utah	49049010506						
Utah	49049010600						
Utah	49049010700						
Utah	49049010900						
Utah	49049980100						
Utah	49051940500						
Utah	49051960100						
Utah	49051960200						
Utah	49051960400						
Utah	49053270100						
Utah	49053270200						
Utah	49053270300						
Utah	49053270400						
Utah	49053270500						
Utah	49053270600						
Utah	49053270700						
Utah	49053270801						
Utah	49053270802						
Utah	49053270901						
Utah	49053270902						
Utah	49053271000						
Utah	49053271100						
Utah	49053271200						
Utah	49053271300						
Utah	49053271400						
Utah	49053271500						
Utah	49053271600						
Utah	49053271701						
Utah	49053271702						
Utah	49053271800						
Utah	49055979100						
Utah	49057200100						
Utah	49057200202						
Utah	49057200203						
Utah	49057200204						
Utah	49057200300						
Utah	49057200400						
Utah	49057200500						
Utah	49057200600						

AMERICAN OVERSIGHT

State	2012-2016 ACS LIC Tract	Enter "YES" Below to Nominate LIC	2012-2016 Tract Poverty Rate	2012-2016 Tract Median Family Income	2012-2016 State Median Family Income	2012-2016 Core Based Statistical Area (CBSA) Median Family Income	Metro/Non-Metro
Utah	49057200700						
Utah	49057200800						
Utah	49057200900						
Utah	49057201100						
Utah	49057201200						
Utah	49057201301						
Utah	49057201302						
Utah	49057201400						
Utah	49057201500						
Utah	49057201600						
Utah	49057201700						
Utah	49057201800						
Utah	49057201900						
Utah	49057202000						
Utah	49057210100						
Utah	49057210201						
Utah	49057210203						
Utah	49057210204						
Utah	49057210302						
Utah	49057210303						
Utah	49057210304						
Utah	49057210402						
Utah	49057210403						
Utah	49057210404						
Utah	49057210504						
Utah	49057210505						
Utah	49057210506						
Utah	49057210508						
Utah	49057210509						
Utah	49057210510						
Utah	49057210511						
Utah	49057210512						
Utah	49057210600						
Utah	49057210701						
Utah	49057210703						
Utah	49057210704						
Utah	49057210800						
Utah	49057210900						
Utah	49057211000						
Utah	49057211100						
Utah	49057211201						
Utah	49057211202						
Vermont	50001960100						
Vermont	50001960200						
Vermont	50001960300						
Vermont	50001960400						
Vermont	50001960500						
Vermont	50001960600						

AMERICAN OVERSIGHT

State	2012-2016 ACS LIC Tract	Enter "YES" Below to Nominate LIC	2012-2016 Tract Poverty Rate	2012-2016 Tract Median Family Income	2012-2016 State Median Family Income	2012-2016 Core Based Statistical Area (CBSA) Median Family Income	Metro/Non-Metro
Vermont	50001960700						
Vermont	50001960800						
Vermont	50001960900						
Vermont	50001961000						
Vermont	50003970200						
Vermont	50003970300						
Vermont	50003970400						
Vermont	50003970500						
Vermont	50003970600						
Vermont	50003970700						
Vermont	50003970800						
Vermont	50003970900						
Vermont	50003971000						
Vermont	50003971100						
Vermont	50003971200						
Vermont	50003971300						
Vermont	50005957000						
Vermont	50005957100						
Vermont	50005957200						
Vermont	50005957300						
Vermont	50005957400						
Vermont	50005957500						
Vermont	50005957600						
Vermont	50005957700						
Vermont	50005957800						
Vermont	50005957900						
Vermont	50007000100						
Vermont	50007000200						
Vermont	50007000300						
Vermont	50007000400						
Vermont	50007000500						
Vermont	50007000600						
Vermont	50007000800						
Vermont	50007000900						
Vermont	50007001000						
Vermont	50007001100						
Vermont	50007002101						
Vermont	50007002102						
Vermont	50007002200						
Vermont	50007002301						
Vermont	50007002302						
Vermont	50007002400						
Vermont	50007002500						
Vermont	50007002601						
Vermont	50007002602						
Vermont	50007002701						
Vermont	50007002702						
Vermont	50007002800						

AMERICAN OVERSIGHT

State	2012-2016 ACS LIC Tract	Enter "YES" Below to Nominate LIC	2012-2016 Tract Poverty Rate	2012-2016 Tract Median Family Income	2012-2016 State Median Family Income	2012-2016 Core Based Statistical Area (CBSA) Median Family Income	Metro/Non-Metro
Vermont	50007002900						
Vermont	50007003000						
Vermont	50007003100						
Vermont	50007003301						
Vermont	50007003304						
Vermont	50007003400						
Vermont	50007003501						
Vermont	50007003502						
Vermont	50007003503						
Vermont	50007003600						
Vermont	50007003900						
Vermont	50007004002						
Vermont	50007980000						
Vermont	50009950100						
Vermont	50009950200						
Vermont	50009950500						
Vermont	50011010100						
Vermont	50011010200						
Vermont	50011010300						
Vermont	50011010400						
Vermont	50011010500						
Vermont	50011010600						
Vermont	50011010700						
Vermont	50011010800						
Vermont	50011010900						
Vermont	50011011000						
Vermont	50013020100						
Vermont	50013020200						
Vermont	50015953000						
Vermont	50015953100						
Vermont	50015953200						
Vermont	50015953300						
Vermont	50015953400						
Vermont	50015953500						
Vermont	50015953600						
Vermont	50017959000						
Vermont	50017959101						
Vermont	50017959102						
Vermont	50017959200						
Vermont	50017959300						
Vermont	50017959400						
Vermont	50017959500						
Vermont	50017959600						
Vermont	50017959700						
Vermont	50017959800						
Vermont	50019951100						
Vermont	50019951200						
Vermont	50019951300						

AMERICAN OVERSIGHT

State	2012-2016 ACS LIC Tract	Enter "YES" Below to Nominate LIC	2012-2016 Tract Poverty Rate	2012-2016 Tract Median Family Income	2012-2016 State Median Family Income	2012-2016 Core Based Statistical Area (CBSA) Median Family Income	Metro/Non-Metro
Vermont	50019951400						
Vermont	50019951500						
Vermont	50019951600						
Vermont	50019951700						
Vermont	50019951800						
Vermont	50019951900						
Vermont	50019952000						
Vermont	50021962100						
Vermont	50021962200						
Vermont	50021962300						
Vermont	50021962400						
Vermont	50021962500						
Vermont	50021962600						
Vermont	50021962700						
Vermont	50021962800						
Vermont	50021963000						
Vermont	50021963100						
Vermont	50021963200						
Vermont	50021963300						
Vermont	50021963400						
Vermont	50021963500						
Vermont	50021963600						
Vermont	50021963700						
Vermont	50021963800						
Vermont	50021964000						
Vermont	50021964200						
Vermont	50021964300						
Vermont	50023954000						
Vermont	50023954100						
Vermont	50023954200						
Vermont	50023954300						
Vermont	50023954400						
Vermont	50023954500						
Vermont	50023954600						
Vermont	50023954700						
Vermont	50023954800						
Vermont	50023954900						
Vermont	50023955000						
Vermont	50023955100						
Vermont	50023955200						
Vermont	50023955300						
Vermont	50023955400						
Vermont	50023955500						
Vermont	50023955600						
Vermont	50023955700						
Vermont	50023955800						
Vermont	50025967000						
Vermont	50025967100						

AMERICAN OVERSIGHT

State	2012-2016 ACS LIC Tract	Enter "YES" Below to Nominate LIC	2012-2016 Tract Poverty Rate	2012-2016 Tract Median Family Income	2012-2016 State Median Family Income	2012-2016 Core Based Statistical Area (CBSA) Median Family Income	Metro/Non-Metro
Vermont	50025967200						
Vermont	50025967300						
Vermont	50025967400						
Vermont	50025967500						
Vermont	50025967600						
Vermont	50025967700						
Vermont	50025967800						
Vermont	50025967900						
Vermont	50025968000						
Vermont	50025968100						
Vermont	50025968200						
Vermont	50025968300						
Vermont	50025968400						
Vermont	50025968500						
Vermont	50025968600						
Vermont	50025968700						
Vermont	50027965000						
Vermont	50027965100						
Vermont	50027965200						
Vermont	50027965300						
Vermont	50027965400						
Vermont	50027965501						
Vermont	50027965502						
Vermont	50027965600						
Vermont	50027965700						
Vermont	50027965800						
Vermont	50027965900						
Vermont	50027966000						
Vermont	50027966100						
Vermont	50027966200						
Vermont	50027966300						
Vermont	50027966500						
Vermont	50027966600						
Vermont	50027966700						
Virginia	51001090100						
Virginia	51001090200						
Virginia	51001090300						
Virginia	51001090400						
Virginia	51001090500						
Virginia	51001090600						
Virginia	51001090700						
Virginia	51001090800						
Virginia	51001980100						
Virginia	51001980200						
Virginia	51001990100						
Virginia	51001990200						
Virginia	51003010100						
Virginia	51003010201						

AMERICAN OVERSIGHT

State	2012-2016 ACS LIC Tract	Enter "YES" Below to Nominate LIC	2012-2016 Tract Poverty Rate	2012-2016 Tract Median Family Income	2012-2016 State Median Family Income	2012-2016 Core Based Statistical Area (CBSA) Median Family Income	Metro/Non-Metro
Virginia	51003010202						
Virginia	51003010300						
Virginia	51003010401						
Virginia	51003010402						
Virginia	51003010500						
Virginia	51003010601						
Virginia	51003010602						
Virginia	51003010700						
Virginia	51003010800						
Virginia	51003010901						
Virginia	51003010902						
Virginia	51003010903						
Virginia	51003011000						
Virginia	51003011100						
Virginia	51003011201						
Virginia	51003011202						
Virginia	51003011301						
Virginia	51003011302						
Virginia	51003011303						
Virginia	51003011400						
Virginia	51005070100						
Virginia	51005080100						
Virginia	51005080201						
Virginia	51005080202						
Virginia	51005080301						
Virginia	51005080302						
Virginia	51007930100						
Virginia	51007930200						
Virginia	51009010100						
Virginia	51009010200						
Virginia	51009010300						
Virginia	51009010401						
Virginia	51009010402						
Virginia	51009010502						
Virginia	51009010503						
Virginia	51009010504						
Virginia	51009010600						
Virginia	51011040100						
Virginia	51011040200						
Virginia	51011040300						
Virginia	51013100100						
Virginia	51013100200						
Virginia	51013100300						
Virginia	51013100400						
Virginia	51013100500						
Virginia	51013100600						
Virginia	51013100700						
Virginia	51013100800						

AMERICAN OVERSIGHT

State	2012-2016 ACS LIC Tract	Enter "YES" Below to Nominate LIC	2012-2016 Tract Poverty Rate	2012-2016 Tract Median Family Income	2012-2016 State Median Family Income	2012-2016 Core Based Statistical Area (CBSA) Median Family Income	Metro/Non-Metro
Virginia	51013100900						
Virginia	51013101000						
Virginia	51013101100						
Virginia	51013101200						
Virginia	51013101300						
Virginia	51013101401						
Virginia	51013101402						
Virginia	51013101403						
Virginia	51013101404						
Virginia	51013101500						
Virginia	51013101601						
Virginia	51013101602						
Virginia	51013101603						
Virginia	51013101701						
Virginia	51013101702						
Virginia	51013101703						
Virginia	51013101801						
Virginia	51013101802						
Virginia	51013101803						
Virginia	51013101900						
Virginia	51013102001						
Virginia	51013102002						
Virginia	51013102003						
Virginia	51013102100						
Virginia	51013102200						
Virginia	51013102301						
Virginia	51013102302						
Virginia	51013102400						
Virginia	51013102500						
Virginia	51013102600						
Virginia	51013102701						
Virginia	51013102702						
Virginia	51013102801						
Virginia	51013102802						
Virginia	51013102901						
Virginia	51013102902						
Virginia	51013103000						
Virginia	51013103100						
Virginia	51013103200						
Virginia	51013103300						
Virginia	51013103401						
Virginia	51013103402						
Virginia	51013103501						
Virginia	51013103502						
Virginia	51013103503						
Virginia	51013103601						
Virginia	51013103602						
Virginia	51013103700						

AMERICAN OVERSIGHT

State	2012-2016 ACS LIC Tract	Enter "YES" Below to Nominate LIC	2012-2016 Tract Poverty Rate	2012-2016 Tract Median Family Income	2012-2016 State Median Family Income	2012-2016 Core Based Statistical Area (CBSA) Median Family Income	Metro/Non-Metro
Virginia	51013103800						
Virginia	51013980100						
Virginia	51013980200						
Virginia	51015070100						
Virginia	51015070200						
Virginia	51015070300						
Virginia	51015070400						
Virginia	51015070500						
Virginia	51015070600						
Virginia	51015070700						
Virginia	51015070800						
Virginia	51015070900						
Virginia	51015071000						
Virginia	51015071101						
Virginia	51015071102						
Virginia	51015071200						
Virginia	51017920100						
Virginia	51019030101						
Virginia	51019030103						
Virginia	51019030104						
Virginia	51019030201						
Virginia	51019030202						
Virginia	51019030300						
Virginia	51019030401						
Virginia	51019030402						
Virginia	51019030501						
Virginia	51019030503						
Virginia	51019030504						
Virginia	51019030601						
Virginia	51019030602						
Virginia	51019030603						
Virginia	51019030604						
Virginia	51019030605						
Virginia	51019050100						
Virginia	51021040100						
Virginia	51021040200						
Virginia	51023040100						
Virginia	51023040200						
Virginia	51023040301						
Virginia	51023040302						
Virginia	51023040401						
Virginia	51023040402						
Virginia	51023040501						
Virginia	51023040502						
Virginia	51025930100						
Virginia	51025930201						
Virginia	51025930202						
Virginia	51025930203						

AMERICAN OVERSIGHT

State	2012-2016 ACS LIC Tract	Enter "YES" Below to Nominate LIC	2012-2016 Tract Poverty Rate	2012-2016 Tract Median Family Income	2012-2016 State Median Family Income	2012-2016 Core Based Statistical Area (CBSA) Median Family Income	Metro/Non-Metro
Virginia	51025930300						
Virginia	51027010100						
Virginia	51027010200						
Virginia	51027010300						
Virginia	51027010400						
Virginia	51027010500						
Virginia	51027010600						
Virginia	51027010700						
Virginia	51029930101						
Virginia	51029930102						
Virginia	51029930201						
Virginia	51029930202						
Virginia	51031020101						
Virginia	51031020102						
Virginia	51031020200						
Virginia	51031020300						
Virginia	51031020401						
Virginia	51031020402						
Virginia	51031020403						
Virginia	51031020500						
Virginia	51031020600						
Virginia	51031020700						
Virginia	51031020800						
Virginia	51031020900						
Virginia	51033030100						
Virginia	51033030201						
Virginia	51033030202						
Virginia	51033030300						
Virginia	51033030400						
Virginia	51033030500						
Virginia	51033030600						
Virginia	51035080100						
Virginia	51035080200						
Virginia	51035080300						
Virginia	51035080400						
Virginia	51035080500						
Virginia	51035080601						
Virginia	51035080602						
Virginia	51036600100						
Virginia	51036600200						
Virginia	51036600300						
Virginia	51037930100						
Virginia	51037930200						
Virginia	51037930300						
Virginia	51041100106						
Virginia	51041100107						
Virginia	51041100205						
Virginia	51041100206						

AMERICAN OVERSIGHT

State	2012-2016 ACS LIC Tract	Enter "YES" Below to Nominate LIC	2012-2016 Tract Poverty Rate	2012-2016 Tract Median Family Income	2012-2016 State Median Family Income	2012-2016 Core Based Statistical Area (CBSA) Median Family Income	Metro/Non-Metro
Virginia	51041100208						
Virginia	51041100209						
Virginia	51041100210						
Virginia	51041100300						
Virginia	51041100403						
Virginia	51041100404						
Virginia	51041100405						
Virginia	51041100406						
Virginia	51041100407						
Virginia	51041100409						
Virginia	51041100410						
Virginia	51041100505						
Virginia	51041100506						
Virginia	51041100507						
Virginia	51041100508						
Virginia	51041100509						
Virginia	51041100510						
Virginia	51041100600						
Virginia	51041100701						
Virginia	51041100702						
Virginia	51041100703						
Virginia	51041100804						
Virginia	51041100805						
Virginia	51041100806						
Virginia	51041100807						
Virginia	51041100812						
Virginia	51041100814						
Virginia	51041100815						
Virginia	51041100816						
Virginia	51041100817						
Virginia	51041100818						
Virginia	51041100819						
Virginia	51041100820						
Virginia	51041100821						
Virginia	51041100822						
Virginia	51041100823						
Virginia	51041100902						
Virginia	51041100907						
Virginia	51041100910						
Virginia	51041100912						
Virginia	51041100915						
Virginia	51041100919						
Virginia	51041100920						
Virginia	51041100921						
Virginia	51041100922						
Virginia	51041100923						
Virginia	51041100924						
Virginia	51041100926						

AMERICAN OVERSIGHT

State	2012-2016 ACS LIC Tract	Enter "YES" Below to Nominate LIC	2012-2016 Tract Poverty Rate	2012-2016 Tract Median Family Income	2012-2016 State Median Family Income	2012-2016 Core Based Statistical Area (CBSA) Median Family Income	Metro/Non-Metro
Virginia	51041100927						
Virginia	51041100928						
Virginia	51041100929						
Virginia	51041100930						
Virginia	51041100931						
Virginia	51041100932						
Virginia	51041100933						
Virginia	51041100934						
Virginia	51041100935						
Virginia	51041100936						
Virginia	51041101003						
Virginia	51041101004						
Virginia	51041101007						
Virginia	51041101008						
Virginia	51041101009						
Virginia	51041101010						
Virginia	51041101011						
Virginia	51041101012						
Virginia	51041101013						
Virginia	51043010100						
Virginia	51043010200						
Virginia	51043010300						
Virginia	51045050100						
Virginia	51047930101						
Virginia	51047930102						
Virginia	51047930201						
Virginia	51047930202						
Virginia	51047930300						
Virginia	51047930400						
Virginia	51047930501						
Virginia	51047930502						
Virginia	51049930100						
Virginia	51049930200						
Virginia	51051040100						
Virginia	51051040200						
Virginia	51051040300						
Virginia	51051040400						
Virginia	51053840100						
Virginia	51053840200						
Virginia	51053840300						
Virginia	51053840400						
Virginia	51053840500						
Virginia	51053840600						
Virginia	51053980100						
Virginia	51057950600						
Virginia	51057950700						
Virginia	51057950800						
Virginia	51059415100						

AMERICAN OVERSIGHT

State	2012-2016 ACS LIC Tract	Enter "YES" Below to Nominate LIC	2012-2016 Tract Poverty Rate	2012-2016 Tract Median Family Income	2012-2016 State Median Family Income	2012-2016 Core Based Statistical Area (CBSA) Median Family Income	Metro/Non-Metro
Virginia	51059415200						
Virginia	51059415300						
Virginia	51059415401						
Virginia	51059415402						
Virginia	51059415500						
Virginia	51059415600						
Virginia	51059415700						
Virginia	51059415800						
Virginia	51059415900						
Virginia	51059416000						
Virginia	51059416100						
Virginia	51059416200						
Virginia	51059416300						
Virginia	51059420100						
Virginia	51059420201						
Virginia	51059420202						
Virginia	51059420203						
Virginia	51059420300						
Virginia	51059420400						
Virginia	51059420501						
Virginia	51059420502						
Virginia	51059420503						
Virginia	51059420600						
Virginia	51059420700						
Virginia	51059420800						
Virginia	51059421001						
Virginia	51059421002						
Virginia	51059421101						
Virginia	51059421102						
Virginia	51059421103						
Virginia	51059421200						
Virginia	51059421300						
Virginia	51059421400						
Virginia	51059421500						
Virginia	51059421600						
Virginia	51059421701						
Virginia	51059421702						
Virginia	51059421800						
Virginia	51059421900						
Virginia	51059422000						
Virginia	51059422101						
Virginia	51059422102						
Virginia	51059422201						
Virginia	51059422202						
Virginia	51059422301						
Virginia	51059422302						
Virginia	51059422401						
Virginia	51059422402						

AMERICAN OVERSIGHT

State	2012-2016 ACS LIC Tract	Enter "YES" Below to Nominate LIC	2012-2016 Tract Poverty Rate	2012-2016 Tract Median Family Income	2012-2016 State Median Family Income	2012-2016 Core Based Statistical Area (CBSA) Median Family Income	Metro/Non-Metro
Virginia	51059422403						
Virginia	51059430101						
Virginia	51059430102						
Virginia	51059430201						
Virginia	51059430202						
Virginia	51059430203						
Virginia	51059430400						
Virginia	51059430500						
Virginia	51059430600						
Virginia	51059430700						
Virginia	51059430801						
Virginia	51059430802						
Virginia	51059430901						
Virginia	51059430902						
Virginia	51059431001						
Virginia	51059431002						
Virginia	51059431300						
Virginia	51059431400						
Virginia	51059431500						
Virginia	51059431600						
Virginia	51059431801						
Virginia	51059431802						
Virginia	51059431900						
Virginia	51059432000						
Virginia	51059432100						
Virginia	51059432201						
Virginia	51059432202						
Virginia	51059432300						
Virginia	51059432401						
Virginia	51059432402						
Virginia	51059432500						
Virginia	51059432600						
Virginia	51059432701						
Virginia	51059432702						
Virginia	51059432800						
Virginia	51059440100						
Virginia	51059440201						
Virginia	51059440202						
Virginia	51059440300						
Virginia	51059440501						
Virginia	51059440502						
Virginia	51059440600						
Virginia	51059440701						
Virginia	51059440702						
Virginia	51059440800						
Virginia	51059450100						
Virginia	51059450200						
Virginia	51059450300						

AMERICAN OVERSIGHT

State	2012-2016 ACS LIC Tract	Enter "YES" Below to Nominate LIC	2012-2016 Tract Poverty Rate	2012-2016 Tract Median Family Income	2012-2016 State Median Family Income	2012-2016 Core Based Statistical Area (CBSA) Median Family Income	Metro/Non-Metro
Virginia	51059450400						
Virginia	51059450500						
Virginia	51059450601						
Virginia	51059450602						
Virginia	51059450701						
Virginia	51059450702						
Virginia	51059450800						
Virginia	51059450900						
Virginia	51059451000						
Virginia	51059451100						
Virginia	51059451200						
Virginia	51059451300						
Virginia	51059451400						
Virginia	51059451501						
Virginia	51059451502						
Virginia	51059451601						
Virginia	51059451602						
Virginia	51059451800						
Virginia	51059451900						
Virginia	51059452000						
Virginia	51059452101						
Virginia	51059452102						
Virginia	51059452200						
Virginia	51059452301						
Virginia	51059452302						
Virginia	51059452400						
Virginia	51059452501						
Virginia	51059452502						
Virginia	51059452600						
Virginia	51059452700						
Virginia	51059452801						
Virginia	51059452802						
Virginia	51059460100						
Virginia	51059460200						
Virginia	51059460300						
Virginia	51059460400						
Virginia	51059460501						
Virginia	51059460502						
Virginia	51059460600						
Virginia	51059460701						
Virginia	51059460702						
Virginia	51059460800						
Virginia	51059460900						
Virginia	51059461000						
Virginia	51059461100						
Virginia	51059461201						
Virginia	51059461202						
Virginia	51059461500						

AMERICAN OVERSIGHT

State	2012-2016 ACS LIC Tract	Enter "YES" Below to Nominate LIC	2012-2016 Tract Poverty Rate	2012-2016 Tract Median Family Income	2012-2016 State Median Family Income	2012-2016 Core Based Statistical Area (CBSA) Median Family Income	Metro/Non-Metro
Virginia	51059461601						
Virginia	51059461602						
Virginia	51059461700						
Virginia	51059461801						
Virginia	51059461802						
Virginia	51059461901						
Virginia	51059461902						
Virginia	51059470100						
Virginia	51059470300						
Virginia	51059470400						
Virginia	51059470500						
Virginia	51059470600						
Virginia	51059470700						
Virginia	51059470800						
Virginia	51059470900						
Virginia	51059471000						
Virginia	51059471100						
Virginia	51059471201						
Virginia	51059471202						
Virginia	51059471301						
Virginia	51059471303						
Virginia	51059471304						
Virginia	51059471401						
Virginia	51059471402						
Virginia	51059480100						
Virginia	51059480201						
Virginia	51059480202						
Virginia	51059480203						
Virginia	51059480300						
Virginia	51059480401						
Virginia	51059480402						
Virginia	51059480501						
Virginia	51059480502						
Virginia	51059480503						
Virginia	51059480504						
Virginia	51059480505						
Virginia	51059480801						
Virginia	51059480802						
Virginia	51059480901						
Virginia	51059480902						
Virginia	51059480903						
Virginia	51059481000						
Virginia	51059481101						
Virginia	51059481102						
Virginia	51059481103						
Virginia	51059481104						
Virginia	51059481105						
Virginia	51059481106						

AMERICAN OVERSIGHT

State	2012-2016 ACS LIC Tract	Enter "YES" Below to Nominate LIC	2012-2016 Tract Poverty Rate	2012-2016 Tract Median Family Income	2012-2016 State Median Family Income	2012-2016 Core Based Statistical Area (CBSA) Median Family Income	Metro/Non-Metro
Virginia	51059481201						
Virginia	51059481202						
Virginia	51059481400						
Virginia	51059481500						
Virginia	51059481600						
Virginia	51059481701						
Virginia	51059481702						
Virginia	51059481900						
Virginia	51059482001						
Virginia	51059482002						
Virginia	51059482100						
Virginia	51059482201						
Virginia	51059482202						
Virginia	51059482203						
Virginia	51059482301						
Virginia	51059482302						
Virginia	51059482303						
Virginia	51059482400						
Virginia	51059482501						
Virginia	51059482502						
Virginia	51059482503						
Virginia	51059482504						
Virginia	51059482601						
Virginia	51059482602						
Virginia	51059490101						
Virginia	51059490103						
Virginia	51059490501						
Virginia	51059490502						
Virginia	51059491000						
Virginia	51059491101						
Virginia	51059491102						
Virginia	51059491103						
Virginia	51059491201						
Virginia	51059491202						
Virginia	51059491301						
Virginia	51059491302						
Virginia	51059491303						
Virginia	51059491401						
Virginia	51059491402						
Virginia	51059491403						
Virginia	51059491404						
Virginia	51059491405						
Virginia	51059491501						
Virginia	51059491502						
Virginia	51059491601						
Virginia	51059491602						
Virginia	51059491701						
Virginia	51059491702						

AMERICAN OVERSIGHT

State	2012-2016 ACS LIC Tract	Enter "YES" Below to Nominate LIC	2012-2016 Tract Poverty Rate	2012-2016 Tract Median Family Income	2012-2016 State Median Family Income	2012-2016 Core Based Statistical Area (CBSA) Median Family Income	Metro/Non-Metro
Virginia	51059491703						
Virginia	51059491704						
Virginia	51059491705						
Virginia	51059491801						
Virginia	51059491802						
Virginia	51059491803						
Virginia	51059492000						
Virginia	51059492100						
Virginia	51059492201						
Virginia	51059492202						
Virginia	51059492203						
Virginia	51059492300						
Virginia	51059492400						
Virginia	51059492500						
Virginia	51059980100						
Virginia	51059980200						
Virginia	51059980300						
Virginia	51061930100						
Virginia	51061930203						
Virginia	51061930204						
Virginia	51061930205						
Virginia	51061930206						
Virginia	51061930207						
Virginia	51061930302						
Virginia	51061930303						
Virginia	51061930304						
Virginia	51061930401						
Virginia	51061930402						
Virginia	51061930403						
Virginia	51061930703						
Virginia	51061930704						
Virginia	51061930705						
Virginia	51061930706						
Virginia	51061930707						
Virginia	51063920101						
Virginia	51063920102						
Virginia	51063920200						
Virginia	51065020101						
Virginia	51065020102						
Virginia	51065020200						
Virginia	51065020300						
Virginia	51067020101						
Virginia	51067020102						
Virginia	51067020200						
Virginia	51067020300						
Virginia	51067020400						
Virginia	51067020500						
Virginia	51067020600						

AMERICAN OVERSIGHT

State	2012-2016 ACS LIC Tract	Enter "YES" Below to Nominate LIC	2012-2016 Tract Poverty Rate	2012-2016 Tract Median Family Income	2012-2016 State Median Family Income	2012-2016 Core Based Statistical Area (CBSA) Median Family Income	Metro/Non-Metro
Virginia	51067020700						
Virginia	51067020800						
Virginia	51067020900						
Virginia	51069050100						
Virginia	51069050200						
Virginia	51069050300						
Virginia	51069050400						
Virginia	51069050500						
Virginia	51069050600						
Virginia	51069050700						
Virginia	51069050801						
Virginia	51069050802						
Virginia	51069050803						
Virginia	51069050900						
Virginia	51069051000						
Virginia	51069051101						
Virginia	51069051102						
Virginia	51071930100						
Virginia	51071930200						
Virginia	51071930300						
Virginia	51071930400						
Virginia	51073100100						
Virginia	51073100201						
Virginia	51073100202						
Virginia	51073100203						
Virginia	51073100301						
Virginia	51073100302						
Virginia	51073100400						
Virginia	51073100500						
Virginia	51075400100						
Virginia	51075400200						
Virginia	51075400300						
Virginia	51075400400						
Virginia	51075400500						
Virginia	51077060101						
Virginia	51077060102						
Virginia	51077060201						
Virginia	51077060202						
Virginia	51077060300						
Virginia	51079030101						
Virginia	51079030102						
Virginia	51079030200						
Virginia	51081880101						
Virginia	51081880102						
Virginia	51081880200						
Virginia	51083930100						
Virginia	51083930201						
Virginia	51083930202						

AMERICAN OVERSIGHT

State	2012-2016 ACS LIC Tract	Enter "YES" Below to Nominate LIC	2012-2016 Tract Poverty Rate	2012-2016 Tract Median Family Income	2012-2016 State Median Family Income	2012-2016 Core Based Statistical Area (CBSA) Median Family Income	Metro/Non-Metro
Virginia	51083930301						
Virginia	51083930302						
Virginia	51083930400						
Virginia	51083930500						
Virginia	51083930600						
Virginia	51083930800						
Virginia	51085320100						
Virginia	51085320200						
Virginia	51085320300						
Virginia	51085320400						
Virginia	51085320500						
Virginia	51085320601						
Virginia	51085320602						
Virginia	51085320701						
Virginia	51085320702						
Virginia	51085320801						
Virginia	51085320803						
Virginia	51085320804						
Virginia	51085320805						
Virginia	51085320900						
Virginia	51085321001						
Virginia	51085321002						
Virginia	51085321100						
Virginia	51085321201						
Virginia	51085321202						
Virginia	51085321300						
Virginia	51085321401						
Virginia	51085321402						
Virginia	51085321403						
Virginia	51087200104						
Virginia	51087200105						
Virginia	51087200106						
Virginia	51087200107						
Virginia	51087200108						
Virginia	51087200109						
Virginia	51087200112						
Virginia	51087200116						
Virginia	51087200119						
Virginia	51087200120						
Virginia	51087200121						
Virginia	51087200122						
Virginia	51087200123						
Virginia	51087200124						
Virginia	51087200125						
Virginia	51087200126						
Virginia	51087200127						
Virginia	51087200128						
Virginia	51087200129						

AMERICAN OVERSIGHT

State	2012-2016 ACS LIC Tract	Enter "YES" Below to Nominate LIC	2012-2016 Tract Poverty Rate	2012-2016 Tract Median Family Income	2012-2016 State Median Family Income	2012-2016 Core Based Statistical Area (CBSA) Median Family Income	Metro/Non-Metro
Virginia	51087200130						
Virginia	51087200201						
Virginia	51087200202						
Virginia	51087200301						
Virginia	51087200302						
Virginia	51087200303						
Virginia	51087200305						
Virginia	51087200404						
Virginia	51087200406						
Virginia	51087200407						
Virginia	51087200409						
Virginia	51087200410						
Virginia	51087200411						
Virginia	51087200412						
Virginia	51087200413						
Virginia	51087200414						
Virginia	51087200501						
Virginia	51087200502						
Virginia	51087200503						
Virginia	51087200600						
Virginia	51087200700						
Virginia	51087200801						
Virginia	51087200802						
Virginia	51087200804						
Virginia	51087200805						
Virginia	51087200903						
Virginia	51087200904						
Virginia	51087200905						
Virginia	51087200906						
Virginia	51087201001						
Virginia	51087201002						
Virginia	51087201003						
Virginia	51087201101						
Virginia	51087201102						
Virginia	51087201201						
Virginia	51087201202						
Virginia	51087201401						
Virginia	51087201403						
Virginia	51087201404						
Virginia	51087201501						
Virginia	51087201502						
Virginia	51087201601						
Virginia	51087201602						
Virginia	51087201701						
Virginia	51087980100						
Virginia	51089010100						
Virginia	51089010200						
Virginia	51089010300						

AMERICAN OVERSIGHT

State	2012-2016 ACS LIC Tract	Enter "YES" Below to Nominate LIC	2012-2016 Tract Poverty Rate	2012-2016 Tract Median Family Income	2012-2016 State Median Family Income	2012-2016 Core Based Statistical Area (CBSA) Median Family Income	Metro/Non-Metro
Virginia	51089010400						
Virginia	51089010500						
Virginia	51089010601						
Virginia	51089010602						
Virginia	51089010700						
Virginia	51089010800						
Virginia	51089010900						
Virginia	51089011000						
Virginia	51089011100						
Virginia	51089011200						
Virginia	51089011300						
Virginia	51091970100						
Virginia	51093280101						
Virginia	51093280103						
Virginia	51093280104						
Virginia	51093280105						
Virginia	51093280106						
Virginia	51093280200						
Virginia	51093280300						
Virginia	51093280400						
Virginia	51095080101						
Virginia	51095080102						
Virginia	51095080202						
Virginia	51095080203						
Virginia	51095080205						
Virginia	51095080206						
Virginia	51095080301						
Virginia	51095080303						
Virginia	51095080304						
Virginia	51095080401						
Virginia	51095080402						
Virginia	51097950400						
Virginia	51097950500						
Virginia	51099040100						
Virginia	51099040200						
Virginia	51099040300						
Virginia	51099040400						
Virginia	51099040500						
Virginia	51101950101						
Virginia	51101950102						
Virginia	51101950200						
Virginia	51101950300						
Virginia	51103030100						
Virginia	51103030200						
Virginia	51103030300						
Virginia	51103990100						
Virginia	51105950100						
Virginia	51105950200						

AMERICAN OVERSIGHT

State	2012-2016 ACS LIC Tract	Enter "YES" Below to Nominate LIC	2012-2016 Tract Poverty Rate	2012-2016 Tract Median Family Income	2012-2016 State Median Family Income	2012-2016 Core Based Statistical Area (CBSA) Median Family Income	Metro/Non-Metro
Virginia	51105950300						
Virginia	51105950400						
Virginia	51105950500						
Virginia	51105950600						
Virginia	51107610101						
Virginia	51107610102						
Virginia	51107610201						
Virginia	51107610202						
Virginia	51107610300						
Virginia	51107610400						
Virginia	51107610503						
Virginia	51107610504						
Virginia	51107610505						
Virginia	51107610506						
Virginia	51107610507						
Virginia	51107610601						
Virginia	51107610602						
Virginia	51107610603						
Virginia	51107610604						
Virginia	51107610701						
Virginia	51107610702						
Virginia	51107610703						
Virginia	51107610800						
Virginia	51107610900						
Virginia	51107611002						
Virginia	51107611004						
Virginia	51107611005						
Virginia	51107611006						
Virginia	51107611009						
Virginia	51107611010						
Virginia	51107611011						
Virginia	51107611012						
Virginia	51107611013						
Virginia	51107611014						
Virginia	51107611015						
Virginia	51107611016						
Virginia	51107611017						
Virginia	51107611018						
Virginia	51107611019						
Virginia	51107611020						
Virginia	51107611021						
Virginia	51107611022						
Virginia	51107611023						
Virginia	51107611024						
Virginia	51107611025						
Virginia	51107611101						
Virginia	51107611102						
Virginia	51107611202						

AMERICAN OVERSIGHT

State	2012-2016 ACS LIC Tract	Enter "YES" Below to Nominate LIC	2012-2016 Tract Poverty Rate	2012-2016 Tract Median Family Income	2012-2016 State Median Family Income	2012-2016 Core Based Statistical Area (CBSA) Median Family Income	Metro/Non-Metro
Virginia	51107611204						
Virginia	51107611205						
Virginia	51107611206						
Virginia	51107611207						
Virginia	51107611208						
Virginia	51107611209						
Virginia	51107611300						
Virginia	51107611400						
Virginia	51107611501						
Virginia	51107611502						
Virginia	51107611601						
Virginia	51107611602						
Virginia	51107611700						
Virginia	51107611801						
Virginia	51107611802						
Virginia	51107611803						
Virginia	51107611804						
Virginia	51107611805						
Virginia	51107611806						
Virginia	51107611900						
Virginia	51107980100						
Virginia	51109950100						
Virginia	51109950201						
Virginia	51109950202						
Virginia	51109950300						
Virginia	51109950400						
Virginia	51109950500						
Virginia	51111930100						
Virginia	51111930200						
Virginia	51111930300						
Virginia	51113930100						
Virginia	51113930200						
Virginia	51115951300						
Virginia	51115951400						
Virginia	51115990100						
Virginia	51117930101						
Virginia	51117930102						
Virginia	51117930200						
Virginia	51117930300						
Virginia	51117930400						
Virginia	51117930500						
Virginia	51117930600						
Virginia	51117930700						
Virginia	51117930800						
Virginia	51119950900						
Virginia	51119951000						
Virginia	51119951100						
Virginia	51119951200						

AMERICAN OVERSIGHT

State	2012-2016 ACS LIC Tract	Enter "YES" Below to Nominate LIC	2012-2016 Tract Poverty Rate	2012-2016 Tract Median Family Income	2012-2016 State Median Family Income	2012-2016 Core Based Statistical Area (CBSA) Median Family Income	Metro/Non-Metro
Virginia	51119990100						
Virginia	51121020100						
Virginia	51121020201						
Virginia	51121020202						
Virginia	51121020300						
Virginia	51121020400						
Virginia	51121020500						
Virginia	51121020600						
Virginia	51121020700						
Virginia	51121020800						
Virginia	51121020900						
Virginia	51121021000						
Virginia	51121021100						
Virginia	51121021200						
Virginia	51121021300						
Virginia	51121021400						
Virginia	51121021500						
Virginia	51125950100						
Virginia	51125950200						
Virginia	51125950300						
Virginia	51127700100						
Virginia	51127700200						
Virginia	51127700300						
Virginia	51131930100						
Virginia	51131930200						
Virginia	51131930300						
Virginia	51131990100						
Virginia	51133020100						
Virginia	51133020200						
Virginia	51133020300						
Virginia	51133990100						
Virginia	51135000100						
Virginia	51135000200						
Virginia	51135000300						
Virginia	51135980100						
Virginia	51137110102						
Virginia	51137110103						
Virginia	51137110104						
Virginia	51137110200						
Virginia	51137110300						
Virginia	51139030100						
Virginia	51139030200						
Virginia	51139030300						
Virginia	51139030400						
Virginia	51139030500						
Virginia	51141030100						
Virginia	51141030200						
Virginia	51141030301						

AMERICAN OVERSIGHT

State	2012-2016 ACS LIC Tract	Enter "YES" Below to Nominate LIC	2012-2016 Tract Poverty Rate	2012-2016 Tract Median Family Income	2012-2016 State Median Family Income	2012-2016 Core Based Statistical Area (CBSA) Median Family Income	Metro/Non-Metro
Virginia	51141030302						
Virginia	51143010100						
Virginia	51143010200						
Virginia	51143010300						
Virginia	51143010400						
Virginia	51143010500						
Virginia	51143010600						
Virginia	51143010700						
Virginia	51143010801						
Virginia	51143010802						
Virginia	51143010900						
Virginia	51143011001						
Virginia	51143011002						
Virginia	51143011100						
Virginia	51143011200						
Virginia	51143011300						
Virginia	51143011400						
Virginia	51145500101						
Virginia	51145500102						
Virginia	51145500200						
Virginia	51145500300						
Virginia	51145500400						
Virginia	51147930100						
Virginia	51147930201						
Virginia	51147930202						
Virginia	51147930203						
Virginia	51147930300						
Virginia	51149850100						
Virginia	51149850200						
Virginia	51149850301						
Virginia	51149850302						
Virginia	51149850400						
Virginia	51149850501						
Virginia	51149850502						
Virginia	51153900100						
Virginia	51153900201						
Virginia	51153900202						
Virginia	51153900203						
Virginia	51153900300						
Virginia	51153900403						
Virginia	51153900404						
Virginia	51153900407						
Virginia	51153900408						
Virginia	51153900409						
Virginia	51153900410						
Virginia	51153900501						
Virginia	51153900502						
Virginia	51153900600						

AMERICAN OVERSIGHT

State	2012-2016 ACS LIC Tract	Enter "YES" Below to Nominate LIC	2012-2016 Tract Poverty Rate	2012-2016 Tract Median Family Income	2012-2016 State Median Family Income	2012-2016 Core Based Statistical Area (CBSA) Median Family Income	Metro/Non-Metro
Virginia	51153900701						
Virginia	51153900702						
Virginia	51153900801						
Virginia	51153900802						
Virginia	51153900901						
Virginia	51153900904						
Virginia	51153900905						
Virginia	51153901001						
Virginia	51153901005						
Virginia	51153901008						
Virginia	51153901009						
Virginia	51153901010						
Virginia	51153901011						
Virginia	51153901012						
Virginia	51153901100						
Virginia	51153901203						
Virginia	51153901208						
Virginia	51153901209						
Virginia	51153901211						
Virginia	51153901212						
Virginia	51153901219						
Virginia	51153901221						
Virginia	51153901222						
Virginia	51153901223						
Virginia	51153901224						
Virginia	51153901225						
Virginia	51153901226						
Virginia	51153901227						
Virginia	51153901228						
Virginia	51153901229						
Virginia	51153901230						
Virginia	51153901231						
Virginia	51153901232						
Virginia	51153901233						
Virginia	51153901234						
Virginia	51153901235						
Virginia	51153901236						
Virginia	51153901237						
Virginia	51153901303						
Virginia	51153901304						
Virginia	51153901305						
Virginia	51153901306						
Virginia	51153901403						
Virginia	51153901407						
Virginia	51153901408						
Virginia	51153901409						
Virginia	51153901410						
Virginia	51153901411						

AMERICAN OVERSIGHT

State	2012-2016 ACS LIC Tract	Enter "YES" Below to Nominate LIC	2012-2016 Tract Poverty Rate	2012-2016 Tract Median Family Income	2012-2016 State Median Family Income	2012-2016 Core Based Statistical Area (CBSA) Median Family Income	Metro/Non-Metro
Virginia	51153901412						
Virginia	51153901413						
Virginia	51153901414						
Virginia	51153901415						
Virginia	51153901416						
Virginia	51153901417						
Virginia	51153901503						
Virginia	51153901504						
Virginia	51153901505						
Virginia	51153901506						
Virginia	51153901507						
Virginia	51153901508						
Virginia	51153901509						
Virginia	51153901510						
Virginia	51153901511						
Virginia	51153901601						
Virginia	51153901602						
Virginia	51153901701						
Virginia	51153901702						
Virginia	51153901900						
Virginia	51153980100						
Virginia	51155210100						
Virginia	51155210201						
Virginia	51155210202						
Virginia	51155210300						
Virginia	51155210400						
Virginia	51155210500						
Virginia	51155210600						
Virginia	51155210700						
Virginia	51155980100						
Virginia	51155980200						
Virginia	51157950100						
Virginia	51157950200						
Virginia	51159040100						
Virginia	51159040200						
Virginia	51161030100						
Virginia	51161030201						
Virginia	51161030203						
Virginia	51161030204						
Virginia	51161030205						
Virginia	51161030300						
Virginia	51161030500						
Virginia	51161030600						
Virginia	51161030701						
Virginia	51161030702						
Virginia	51161030801						
Virginia	51161030802						
Virginia	51161030900						

AMERICAN OVERSIGHT

State	2012-2016 ACS LIC Tract	Enter "YES" Below to Nominate LIC	2012-2016 Tract Poverty Rate	2012-2016 Tract Median Family Income	2012-2016 State Median Family Income	2012-2016 Core Based Statistical Area (CBSA) Median Family Income	Metro/Non-Metro
Virginia	51161031000						
Virginia	51161031101						
Virginia	51161031102						
Virginia	51161031201						
Virginia	51161031202						
Virginia	51163930100						
Virginia	51163930200						
Virginia	51163930300						
Virginia	51163930400						
Virginia	51165010100						
Virginia	51165010200						
Virginia	51165010300						
Virginia	51165010400						
Virginia	51165010500						
Virginia	51165010600						
Virginia	51165010700						
Virginia	51165010800						
Virginia	51165010900						
Virginia	51165011000						
Virginia	51165011100						
Virginia	51165011200						
Virginia	51165011400						
Virginia	51165011500						
Virginia	51165011600						
Virginia	51165011700						
Virginia	51165011800						
Virginia	51165011900						
Virginia	51165012000						
Virginia	51167030100						
Virginia	51167030200						
Virginia	51167030300						
Virginia	51167030401						
Virginia	51167030402						
Virginia	51167030500						
Virginia	51167030600						
Virginia	51169030100						
Virginia	51169030200						
Virginia	51169030300						
Virginia	51169030400						
Virginia	51169030500						
Virginia	51169030600						
Virginia	51171040100						
Virginia	51171040201						
Virginia	51171040202						
Virginia	51171040300						
Virginia	51171040400						
Virginia	51171040500						
Virginia	51171040600						

AMERICAN OVERSIGHT

State	2012-2016 ACS LIC Tract	Enter "YES" Below to Nominate LIC	2012-2016 Tract Poverty Rate	2012-2016 Tract Median Family Income	2012-2016 State Median Family Income	2012-2016 Core Based Statistical Area (CBSA) Median Family Income	Metro/Non-Metro
Virginia	51171040700						
Virginia	51171040800						
Virginia	51173030100						
Virginia	51173030200						
Virginia	51173030301						
Virginia	51173030302						
Virginia	51173030400						
Virginia	51173030500						
Virginia	51173030600						
Virginia	51173030701						
Virginia	51173030702						
Virginia	51175200100						
Virginia	51175200200						
Virginia	51175200300						
Virginia	51175200400						
Virginia	51175200500						
Virginia	51177020104						
Virginia	51177020105						
Virginia	51177020106						
Virginia	51177020107						
Virginia	51177020108						
Virginia	51177020109						
Virginia	51177020110						
Virginia	51177020111						
Virginia	51177020112						
Virginia	51177020113						
Virginia	51177020114						
Virginia	51177020201						
Virginia	51177020202						
Virginia	51177020203						
Virginia	51177020204						
Virginia	51177020205						
Virginia	51177020304						
Virginia	51177020305						
Virginia	51177020306						
Virginia	51177020307						
Virginia	51177020308						
Virginia	51177020309						
Virginia	51177020310						
Virginia	51177020311						
Virginia	51177020403						
Virginia	51177020404						
Virginia	51177020405						
Virginia	51177020406						
Virginia	51177020407						
Virginia	51177020408						
Virginia	51179010103						
Virginia	51179010105						

AMERICAN OVERSIGHT

State	2012-2016 ACS LIC Tract	Enter "YES" Below to Nominate LIC	2012-2016 Tract Poverty Rate	2012-2016 Tract Median Family Income	2012-2016 State Median Family Income	2012-2016 Core Based Statistical Area (CBSA) Median Family Income	Metro/Non-Metro
Virginia	51179010106						
Virginia	51179010107						
Virginia	51179010108						
Virginia	51179010201						
Virginia	51179010202						
Virginia	51179010204						
Virginia	51179010205						
Virginia	51179010206						
Virginia	51179010207						
Virginia	51179010210						
Virginia	51179010211						
Virginia	51179010212						
Virginia	51179010213						
Virginia	51179010214						
Virginia	51179010301						
Virginia	51179010303						
Virginia	51179010304						
Virginia	51179010305						
Virginia	51179010403						
Virginia	51179010404						
Virginia	51179010405						
Virginia	51179010406						
Virginia	51179010502						
Virginia	51179010503						
Virginia	51179010504						
Virginia	51181860100						
Virginia	51181860200						
Virginia	51183870100						
Virginia	51183870201						
Virginia	51183870202						
Virginia	51183870300						
Virginia	51183870400						
Virginia	51185020100						
Virginia	51185020200						
Virginia	51185020300						
Virginia	51185020400						
Virginia	51185020500						
Virginia	51185020600						
Virginia	51185020700						
Virginia	51185020800						
Virginia	51185020900						
Virginia	51185021000						
Virginia	51185021100						
Virginia	51187020100						
Virginia	51187020200						
Virginia	51187020300						
Virginia	51187020400						
Virginia	51187020500						

AMERICAN OVERSIGHT

State	2012-2016 ACS LIC Tract	Enter "YES" Below to Nominate LIC	2012-2016 Tract Poverty Rate	2012-2016 Tract Median Family Income	2012-2016 State Median Family Income	2012-2016 Core Based Statistical Area (CBSA) Median Family Income	Metro/Non-Metro
Virginia	51187020601						
Virginia	51187020602						
Virginia	51187020700						
Virginia	51191010100						
Virginia	51191010200						
Virginia	51191010300						
Virginia	51191010401						
Virginia	51191010402						
Virginia	51191010501						
Virginia	51191010502						
Virginia	51191010601						
Virginia	51191010602						
Virginia	51191010700						
Virginia	51191010800						
Virginia	51191010900						
Virginia	51191011000						
Virginia	51193010100						
Virginia	51193010200						
Virginia	51193010300						
Virginia	51193010400						
Virginia	51195930700						
Virginia	51195930800						
Virginia	51195930900						
Virginia	51195931000						
Virginia	51195931100						
Virginia	51195931200						
Virginia	51195931300						
Virginia	51195931400						
Virginia	51195931500						
Virginia	51195931600						
Virginia	51195931700						
Virginia	51197050100						
Virginia	51197050200						
Virginia	51197050301						
Virginia	51197050302						
Virginia	51197050401						
Virginia	51197050402						
Virginia	51199050203						
Virginia	51199050204						
Virginia	51199050205						
Virginia	51199050206						
Virginia	51199050303						
Virginia	51199050304						
Virginia	51199050305						
Virginia	51199050306						
Virginia	51199050401						
Virginia	51199050402						
Virginia	51199050500						

AMERICAN OVERSIGHT

State	2012-2016 ACS LIC Tract	Enter "YES" Below to Nominate LIC	2012-2016 Tract Poverty Rate	2012-2016 Tract Median Family Income	2012-2016 State Median Family Income	2012-2016 Core Based Statistical Area (CBSA) Median Family Income	Metro/Non-Metro
Virginia	51199050900						
Virginia	51199051000						
Virginia	51199051100						
Virginia	51199990100						
Virginia	51510200102						
Virginia	51510200103						
Virginia	51510200104						
Virginia	51510200105						
Virginia	51510200106						
Virginia	51510200107						
Virginia	51510200201						
Virginia	51510200202						
Virginia	51510200301						
Virginia	51510200302						
Virginia	51510200303						
Virginia	51510200403						
Virginia	51510200404						
Virginia	51510200405						
Virginia	51510200406						
Virginia	51510200407						
Virginia	51510200500						
Virginia	51510200600						
Virginia	51510200701						
Virginia	51510200702						
Virginia	51510200703						
Virginia	51510200801						
Virginia	51510200802						
Virginia	51510200900						
Virginia	51510201000						
Virginia	51510201100						
Virginia	51510201202						
Virginia	51510201203						
Virginia	51510201204						
Virginia	51510201300						
Virginia	51510201400						
Virginia	51510201500						
Virginia	51510201600						
Virginia	51510201801						
Virginia	51510201802						
Virginia	51510201900						
Virginia	51510202001						
Virginia	51510202002						
Virginia	51520020100						
Virginia	51520020200						
Virginia	51520020300						
Virginia	51520020400						
Virginia	51530930600						
Virginia	51540000201						

AMERICAN OVERSIGHT

State	2012-2016 ACS LIC Tract	Enter "YES" Below to Nominate LIC	2012-2016 Tract Poverty Rate	2012-2016 Tract Median Family Income	2012-2016 State Median Family Income	2012-2016 Core Based Statistical Area (CBSA) Median Family Income	Metro/Non-Metro
Virginia	51540000202						
Virginia	51540000302						
Virginia	51540000401						
Virginia	51540000402						
Virginia	51540000501						
Virginia	51540000502						
Virginia	51540000600						
Virginia	51540000700						
Virginia	51540000800						
Virginia	51540000900						
Virginia	51540001000						
Virginia	51550020001						
Virginia	51550020002						
Virginia	51550020003						
Virginia	51550020100						
Virginia	51550020200						
Virginia	51550020300						
Virginia	51550020400						
Virginia	51550020500						
Virginia	51550020600						
Virginia	51550020700						
Virginia	51550020804						
Virginia	51550020805						
Virginia	51550020806						
Virginia	51550020807						
Virginia	51550020808						
Virginia	51550020809						
Virginia	51550020903						
Virginia	51550020904						
Virginia	51550020905						
Virginia	51550020906						
Virginia	51550021004						
Virginia	51550021005						
Virginia	51550021006						
Virginia	51550021009						
Virginia	51550021010						
Virginia	51550021011						
Virginia	51550021012						
Virginia	51550021013						
Virginia	51550021101						
Virginia	51550021102						
Virginia	51550021200						
Virginia	51550021301						
Virginia	51550021302						
Virginia	51550021401						
Virginia	51550021402						
Virginia	51550021403						
Virginia	51550021404						

AMERICAN OVERSIGHT

State	2012-2016 ACS LIC Tract	Enter "YES" Below to Nominate LIC	2012-2016 Tract Poverty Rate	2012-2016 Tract Median Family Income	2012-2016 State Median Family Income	2012-2016 Core Based Statistical Area (CBSA) Median Family Income	Metro/Non-Metro
Virginia	51550021501						
Virginia	51550021502						
Virginia	51550021601						
Virginia	51550021602						
Virginia	51570830100						
Virginia	51570830200						
Virginia	51570830300						
Virginia	51570830400						
Virginia	51570830500						
Virginia	51580060100						
Virginia	51580060200						
Virginia	51590000100						
Virginia	51590000200						
Virginia	51590000300						
Virginia	51590000400						
Virginia	51590000500						
Virginia	51590000600						
Virginia	51590000700						
Virginia	51590000800						
Virginia	51590000900						
Virginia	51590001000						
Virginia	51590001100						
Virginia	51590001200						
Virginia	51590001301						
Virginia	51590001302						
Virginia	51590001400						
Virginia	51590980100						
Virginia	51595890100						
Virginia	51595890200						
Virginia	51600300100						
Virginia	51600300200						
Virginia	51600300300						
Virginia	51600300400						
Virginia	51600300500						
Virginia	51610500100						
Virginia	51610500200						
Virginia	51610500300						
Virginia	51620090100						
Virginia	51620090200						
Virginia	51630000100						
Virginia	51630000200						
Virginia	51630000301						
Virginia	51630000302						
Virginia	51630000400						
Virginia	51630000500						
Virginia	51640070101						
Virginia	51640070102						
Virginia	51650010103						

AMERICAN OVERSIGHT

State	2012-2016 ACS LIC Tract	Enter "YES" Below to Nominate LIC	2012-2016 Tract Poverty Rate	2012-2016 Tract Median Family Income	2012-2016 State Median Family Income	2012-2016 Core Based Statistical Area (CBSA) Median Family Income	Metro/Non-Metro
Virginia	51650010104						
Virginia	51650010200						
Virginia	51650010304						
Virginia	51650010306						
Virginia	51650010307						
Virginia	51650010309						
Virginia	51650010310						
Virginia	51650010311						
Virginia	51650010312						
Virginia	51650010313						
Virginia	51650010314						
Virginia	51650010400						
Virginia	51650010501						
Virginia	51650010502						
Virginia	51650010601						
Virginia	51650010602						
Virginia	51650010701						
Virginia	51650010702						
Virginia	51650010703						
Virginia	51650010800						
Virginia	51650010900						
Virginia	51650011000						
Virginia	51650011100						
Virginia	51650011200						
Virginia	51650011300						
Virginia	51650011400						
Virginia	51650011500						
Virginia	51650011600						
Virginia	51650011800						
Virginia	51650011900						
Virginia	51650012000						
Virginia	51650012100						
Virginia	51650990100						
Virginia	51660000101						
Virginia	51660000102						
Virginia	51660000203						
Virginia	51660000204						
Virginia	51660000205						
Virginia	51660000206						
Virginia	51660000207						
Virginia	51660000301						
Virginia	51660000302						
Virginia	51660000401						
Virginia	51660000402						
Virginia	51670820100						
Virginia	51670820300						
Virginia	51670820400						
Virginia	51670820500						

AMERICAN OVERSIGHT

State	2012-2016 ACS LIC Tract	Enter "YES" Below to Nominate LIC	2012-2016 Tract Poverty Rate	2012-2016 Tract Median Family Income	2012-2016 State Median Family Income	2012-2016 Core Based Statistical Area (CBSA) Median Family Income	Metro/Non-Metro
Virginia	51670820600						
Virginia	51670820700						
Virginia	51670980100						
Virginia	51678930500						
Virginia	51680000100						
Virginia	51680000201						
Virginia	51680000202						
Virginia	51680000203						
Virginia	51680000300						
Virginia	51680000400						
Virginia	51680000500						
Virginia	51680000600						
Virginia	51680000700						
Virginia	51680000801						
Virginia	51680000802						
Virginia	51680000900						
Virginia	51680001000						
Virginia	51680001100						
Virginia	51680001400						
Virginia	51680001600						
Virginia	51680001700						
Virginia	51680001800						
Virginia	51680001900						
Virginia	51683910100						
Virginia	51683910201						
Virginia	51683910202						
Virginia	51683910301						
Virginia	51683910302						
Virginia	51683910401						
Virginia	51683910402						
Virginia	51685920100						
Virginia	51685920200						
Virginia	51690000100						
Virginia	51690000200						
Virginia	51690000300						
Virginia	51690000400						
Virginia	51690000500						
Virginia	51700030100						
Virginia	51700030300						
Virginia	51700030400						
Virginia	51700030500						
Virginia	51700030600						
Virginia	51700030800						
Virginia	51700030900						
Virginia	51700031100						
Virginia	51700031200						
Virginia	51700031300						
Virginia	51700031400						

AMERICAN OVERSIGHT

State	2012-2016 ACS LIC Tract	Enter "YES" Below to Nominate LIC	2012-2016 Tract Poverty Rate	2012-2016 Tract Median Family Income	2012-2016 State Median Family Income	2012-2016 Core Based Statistical Area (CBSA) Median Family Income	Metro/Non-Metro
Virginia	51700031500						
Virginia	51700031601						
Virginia	51700031602						
Virginia	51700031701						
Virginia	51700031702						
Virginia	51700031800						
Virginia	51700031901						
Virginia	51700031902						
Virginia	51700032001						
Virginia	51700032002						
Virginia	51700032005						
Virginia	51700032006						
Virginia	51700032007						
Virginia	51700032113						
Virginia	51700032114						
Virginia	51700032117						
Virginia	51700032123						
Virginia	51700032124						
Virginia	51700032126						
Virginia	51700032127						
Virginia	51700032128						
Virginia	51700032129						
Virginia	51700032130						
Virginia	51700032131						
Virginia	51700032132						
Virginia	51700032211						
Virginia	51700032212						
Virginia	51700032223						
Virginia	51700032224						
Virginia	51700032225						
Virginia	51700032226						
Virginia	51700032300						
Virginia	51700032400						
Virginia	51710000100						
Virginia	51710000201						
Virginia	51710000202						
Virginia	51710000300						
Virginia	51710000400						
Virginia	51710000500						
Virginia	51710000600						
Virginia	51710000700						
Virginia	51710000800						
Virginia	51710000901						
Virginia	51710000902						
Virginia	51710001100						
Virginia	51710001200						
Virginia	51710001300						
Virginia	51710001400						

AMERICAN OVERSIGHT

State	2012-2016 ACS LIC Tract	Enter "YES" Below to Nominate LIC	2012-2016 Tract Poverty Rate	2012-2016 Tract Median Family Income	2012-2016 State Median Family Income	2012-2016 Core Based Statistical Area (CBSA) Median Family Income	Metro/Non-Metro
Virginia	51710001500						
Virginia	51710001600						
Virginia	51710001700						
Virginia	51710002000						
Virginia	51710002100						
Virginia	51710002200						
Virginia	51710002300						
Virginia	51710002400						
Virginia	51710002500						
Virginia	51710002600						
Virginia	51710002700						
Virginia	51710002800						
Virginia	51710002900						
Virginia	51710003000						
Virginia	51710003100						
Virginia	51710003200						
Virginia	51710003300						
Virginia	51710003400						
Virginia	51710003501						
Virginia	51710003600						
Virginia	51710003700						
Virginia	51710003800						
Virginia	51710004001						
Virginia	51710004002						
Virginia	51710004100						
Virginia	51710004200						
Virginia	51710004300						
Virginia	51710004400						
Virginia	51710004500						
Virginia	51710004600						
Virginia	51710004700						
Virginia	51710004800						
Virginia	51710004900						
Virginia	51710005000						
Virginia	51710005100						
Virginia	51710005500						
Virginia	51710005601						
Virginia	51710005602						
Virginia	51710005701						
Virginia	51710005702						
Virginia	51710005800						
Virginia	51710005901						
Virginia	51710005902						
Virginia	51710005903						
Virginia	51710006000						
Virginia	51710006100						
Virginia	51710006200						
Virginia	51710006400						

AMERICAN OVERSIGHT

State	2012-2016 ACS LIC Tract	Enter "YES" Below to Nominate LIC	2012-2016 Tract Poverty Rate	2012-2016 Tract Median Family Income	2012-2016 State Median Family Income	2012-2016 Core Based Statistical Area (CBSA) Median Family Income	Metro/Non-Metro
Virginia	51710006501						
Virginia	51710006502						
Virginia	51710006601						
Virginia	51710006602						
Virginia	51710006603						
Virginia	51710006604						
Virginia	51710006605						
Virginia	51710006606						
Virginia	51710006607						
Virginia	51710006800						
Virginia	51710006901						
Virginia	51710006902						
Virginia	51710007001						
Virginia	51710007002						
Virginia	51710980100						
Virginia	51710980200						
Virginia	51710980300						
Virginia	51710990000						
Virginia	51720960100						
Virginia	51730810100						
Virginia	51730810300						
Virginia	51730810400						
Virginia	51730810500						
Virginia	51730810600						
Virginia	51730810700						
Virginia	51730810900						
Virginia	51730811000						
Virginia	51730811100						
Virginia	51730811200						
Virginia	51730811300						
Virginia	51735340100						
Virginia	51735340200						
Virginia	51735340300						
Virginia	51735990100						
Virginia	51740210200						
Virginia	51740210300						
Virginia	51740210400						
Virginia	51740210500						
Virginia	51740210600						
Virginia	51740210900						
Virginia	51740211100						
Virginia	51740211400						
Virginia	51740211500						
Virginia	51740211600						
Virginia	51740211700						
Virginia	51740211800						
Virginia	51740211900						
Virginia	51740212000						

AMERICAN OVERSIGHT

State	2012-2016 ACS LIC Tract	Enter "YES" Below to Nominate LIC	2012-2016 Tract Poverty Rate	2012-2016 Tract Median Family Income	2012-2016 State Median Family Income	2012-2016 Core Based Statistical Area (CBSA) Median Family Income	Metro/Non-Metro
Virginia	51740212100						
Virginia	51740212300						
Virginia	51740212400						
Virginia	51740212500						
Virginia	51740212600						
Virginia	51740212701						
Virginia	51740212702						
Virginia	51740212801						
Virginia	51740212802						
Virginia	51740212900						
Virginia	51740213001						
Virginia	51740213002						
Virginia	51740213101						
Virginia	51740213103						
Virginia	51740213104						
Virginia	51740213200						
Virginia	51740980100						
Virginia	51750010101						
Virginia	51750010102						
Virginia	51750010200						
Virginia	51760010200						
Virginia	51760010300						
Virginia	51760010401						
Virginia	51760010402						
Virginia	51760010500						
Virginia	51760010600						
Virginia	51760010700						
Virginia	51760010800						
Virginia	51760010900						
Virginia	51760011000						
Virginia	51760011100						
Virginia	51760020100						
Virginia	51760020200						
Virginia	51760020300						
Virginia	51760020400						
Virginia	51760020500						
Virginia	51760020600						
Virginia	51760020700						
Virginia	51760020800						
Virginia	51760020900						
Virginia	51760021000						
Virginia	51760021100						
Virginia	51760021200						
Virginia	51760030100						
Virginia	51760030200						
Virginia	51760030500						
Virginia	51760040200						
Virginia	51760040300						

AMERICAN OVERSIGHT

State	2012-2016 ACS LIC Tract	Enter "YES" Below to Nominate LIC	2012-2016 Tract Poverty Rate	2012-2016 Tract Median Family Income	2012-2016 State Median Family Income	2012-2016 Core Based Statistical Area (CBSA) Median Family Income	Metro/Non-Metro
Virginia	51760040400						
Virginia	51760040500						
Virginia	51760040600						
Virginia	51760040700						
Virginia	51760040800						
Virginia	51760040900						
Virginia	51760041000						
Virginia	51760041100						
Virginia	51760041200						
Virginia	51760041300						
Virginia	51760041400						
Virginia	51760041600						
Virginia	51760050100						
Virginia	51760050200						
Virginia	51760050300						
Virginia	51760050400						
Virginia	51760050500						
Virginia	51760050600						
Virginia	51760060200						
Virginia	51760060400						
Virginia	51760060500						
Virginia	51760060600						
Virginia	51760060700						
Virginia	51760060800						
Virginia	51760060900						
Virginia	51760061000						
Virginia	51760070100						
Virginia	51760070300						
Virginia	51760070400						
Virginia	51760070601						
Virginia	51760070602						
Virginia	51760070700						
Virginia	51760070801						
Virginia	51760070802						
Virginia	51760070900						
Virginia	51760071001						
Virginia	51760071002						
Virginia	51760071100						
Virginia	51770000100						
Virginia	51770000300						
Virginia	51770000400						
Virginia	51770000500						
Virginia	51770000601						
Virginia	51770000602						
Virginia	51770000900						
Virginia	51770001000						
Virginia	51770001100						
Virginia	51770001200						

AMERICAN OVERSIGHT

State	2012-2016 ACS LIC Tract	Enter "YES" Below to Nominate LIC	2012-2016 Tract Poverty Rate	2012-2016 Tract Median Family Income	2012-2016 State Median Family Income	2012-2016 Core Based Statistical Area (CBSA) Median Family Income	Metro/Non-Metro
Virginia	51770001800						
Virginia	51770001900						
Virginia	51770002100						
Virginia	51770002200						
Virginia	51770002300						
Virginia	51770002400						
Virginia	51770002500						
Virginia	51770002600						
Virginia	51770002700						
Virginia	51770002800						
Virginia	51770002900						
Virginia	51770003000						
Virginia	51770003100						
Virginia	51775010100						
Virginia	51775010200						
Virginia	51775010300						
Virginia	51775010501						
Virginia	51775010502						
Virginia	51790000100						
Virginia	51790000200						
Virginia	51790000300						
Virginia	51790000400						
Virginia	51790000500						
Virginia	51790000600						
Virginia	51800065100						
Virginia	51800065200						
Virginia	51800065300						
Virginia	51800065400						
Virginia	51800065500						
Virginia	51800075101						
Virginia	51800075102						
Virginia	51800075201						
Virginia	51800075202						
Virginia	51800075203						
Virginia	51800075204						
Virginia	51800075301						
Virginia	51800075302						
Virginia	51800075401						
Virginia	51800075402						
Virginia	51800075403						
Virginia	51800075404						
Virginia	51800075405						
Virginia	51800075501						
Virginia	51800075502						
Virginia	51800075601						
Virginia	51800075602						
Virginia	51800075701						
Virginia	51800075702						

AMERICAN OVERSIGHT

State	2012-2016 ACS LIC Tract	Enter "YES" Below to Nominate LIC	2012-2016 Tract Poverty Rate	2012-2016 Tract Median Family Income	2012-2016 State Median Family Income	2012-2016 Core Based Statistical Area (CBSA) Median Family Income	Metro/Non-Metro
Virginia	51800075703						
Virginia	51800075801						
Virginia	51800075802						
Virginia	51800075803						
Virginia	51810040000						
Virginia	51810040200						
Virginia	51810040402						
Virginia	51810040403						
Virginia	51810040404						
Virginia	51810040600						
Virginia	51810040801						
Virginia	51810040802						
Virginia	51810041002						
Virginia	51810041003						
Virginia	51810041004						
Virginia	51810041200						
Virginia	51810041400						
Virginia	51810041600						
Virginia	51810041801						
Virginia	51810041802						
Virginia	51810042000						
Virginia	51810042201						
Virginia	51810042202						
Virginia	51810042400						
Virginia	51810042600						
Virginia	51810042801						
Virginia	51810042802						
Virginia	51810043002						
Virginia	51810043003						
Virginia	51810043004						
Virginia	51810043200						
Virginia	51810043400						
Virginia	51810043600						
Virginia	51810043800						
Virginia	51810044001						
Virginia	51810044003						
Virginia	51810044004						
Virginia	51810044200						
Virginia	51810044401						
Virginia	51810044402						
Virginia	51810044600						
Virginia	51810044805						
Virginia	51810044806						
Virginia	51810044807						
Virginia	51810044808						
Virginia	51810045000						
Virginia	51810045200						
Virginia	51810045405						

AMERICAN OVERSIGHT

State	2012-2016 ACS LIC Tract	Enter "YES" Below to Nominate LIC	2012-2016 Tract Poverty Rate	2012-2016 Tract Median Family Income	2012-2016 State Median Family Income	2012-2016 Core Based Statistical Area (CBSA) Median Family Income	Metro/Non-Metro
Virginia	51810045406						
Virginia	51810045407						
Virginia	51810045408						
Virginia	51810045412						
Virginia	51810045414						
Virginia	51810045415						
Virginia	51810045417						
Virginia	51810045420						
Virginia	51810045421						
Virginia	51810045422						
Virginia	51810045423						
Virginia	51810045424						
Virginia	51810045425						
Virginia	51810045426						
Virginia	51810045427						
Virginia	51810045428						
Virginia	51810045601						
Virginia	51810045603						
Virginia	51810045604						
Virginia	51810045801						
Virginia	51810045803						
Virginia	51810045805						
Virginia	51810045806						
Virginia	51810045807						
Virginia	51810045808						
Virginia	51810045809						
Virginia	51810045810						
Virginia	51810046002						
Virginia	51810046005						
Virginia	51810046006						
Virginia	51810046009						
Virginia	51810046010						
Virginia	51810046011						
Virginia	51810046012						
Virginia	51810046013						
Virginia	51810046014						
Virginia	51810046015						
Virginia	51810046016						
Virginia	51810046204						
Virginia	51810046206						
Virginia	51810046207						
Virginia	51810046211						
Virginia	51810046212						
Virginia	51810046213						
Virginia	51810046214						
Virginia	51810046216						
Virginia	51810046217						
Virginia	51810046219						

AMERICAN OVERSIGHT

State	2012-2016 ACS LIC Tract	Enter "YES" Below to Nominate LIC	2012-2016 Tract Poverty Rate	2012-2016 Tract Median Family Income	2012-2016 State Median Family Income	2012-2016 Core Based Statistical Area (CBSA) Median Family Income	Metro/Non-Metro
Virginia	51810046220						
Virginia	51810046221						
Virginia	51810046222						
Virginia	51810046223						
Virginia	51810046224						
Virginia	51810046225						
Virginia	51810046400						
Virginia	51810990100						
Virginia	51820003100						
Virginia	51820003200						
Virginia	51820003300						
Virginia	51820003400						
Virginia	51820003500						
Virginia	51830370100						
Virginia	51830370200						
Virginia	51830370300						
Virginia	51840000100						
Virginia	51840000201						
Virginia	51840000202						
Virginia	51840000301						
Virginia	51840000302						
Washington	53001950100						
Washington	53001950200						
Washington	53001950300						
Washington	53001950400						
Washington	53001950500						
Washington	53003960100						
Washington	53003960200						
Washington	53003960300						
Washington	53003960400						
Washington	53003960500						
Washington	53003960600						
Washington	53005010100						
Washington	53005010201						
Washington	53005010202						
Washington	53005010300						
Washington	53005010400						
Washington	53005010500						
Washington	53005010600						
Washington	53005010701						
Washington	53005010703						
Washington	53005010705						
Washington	53005010707						
Washington	53005010708						
Washington	53005010803						
Washington	53005010805						
Washington	53005010807						
Washington	53005010809						

AMERICAN OVERSIGHT

State	2012-2016 ACS LIC Tract	Enter "YES" Below to Nominate LIC	2012-2016 Tract Poverty Rate	2012-2016 Tract Median Family Income	2012-2016 State Median Family Income	2012-2016 Core Based Statistical Area (CBSA) Median Family Income	Metro/Non-Metro
Washington	53005010810						
Washington	53005010811						
Washington	53005010813						
Washington	53005010814						
Washington	53005010901						
Washington	53005010902						
Washington	53005011001						
Washington	53005011002						
Washington	53005011100						
Washington	53005011200						
Washington	53005011300						
Washington	53005011401						
Washington	53005011402						
Washington	53005011501						
Washington	53005011503						
Washington	53005011504						
Washington	53005011600						
Washington	53005011700						
Washington	53005011800						
Washington	53005011900						
Washington	53005012000						
Washington	53007960100						
Washington	53007960200						
Washington	53007960300						
Washington	53007960400						
Washington	53007960500						
Washington	53007960600						
Washington	53007960700						
Washington	53007960801						
Washington	53007960802						
Washington	53007961000						
Washington	53007961100						
Washington	53007961200						
Washington	53007961301						
Washington	53007961302						
Washington	53009000200						
Washington	53009000300						
Washington	53009000400						
Washington	53009000600						
Washington	53009000700						
Washington	53009000800						
Washington	53009000900						
Washington	53009001000						
Washington	53009001100						
Washington	53009001200						
Washington	53009001300						
Washington	53009001400						
Washington	53009001500						

AMERICAN OVERSIGHT

State	2012-2016 ACS LIC Tract	Enter "YES" Below to Nominate LIC	2012-2016 Tract Poverty Rate	2012-2016 Tract Median Family Income	2012-2016 State Median Family Income	2012-2016 Core Based Statistical Area (CBSA) Median Family Income	Metro/Non-Metro
Washington	53009001600						
Washington	53009001700						
Washington	53009001800						
Washington	53009001900						
Washington	53009002000						
Washington	53009002100						
Washington	53009002300						
Washington	53009940000						
Washington	53009990100						
Washington	53011040101						
Washington	53011040102						
Washington	53011040201						
Washington	53011040202						
Washington	53011040203						
Washington	53011040301						
Washington	53011040302						
Washington	53011040403						
Washington	53011040407						
Washington	53011040408						
Washington	53011040409						
Washington	53011040411						
Washington	53011040412						
Washington	53011040413						
Washington	53011040414						
Washington	53011040415						
Washington	53011040416						
Washington	53011040504						
Washington	53011040505						
Washington	53011040507						
Washington	53011040508						
Washington	53011040509						
Washington	53011040510						
Washington	53011040511						
Washington	53011040603						
Washington	53011040604						
Washington	53011040605						
Washington	53011040608						
Washington	53011040609						
Washington	53011040610						
Washington	53011040703						
Washington	53011040706						
Washington	53011040707						
Washington	53011040709						
Washington	53011040710						
Washington	53011040711						
Washington	53011040712						
Washington	53011040803						
Washington	53011040805						

AMERICAN OVERSIGHT

State	2012-2016 ACS LIC Tract	Enter "YES" Below to Nominate LIC	2012-2016 Tract Poverty Rate	2012-2016 Tract Median Family Income	2012-2016 State Median Family Income	2012-2016 Core Based Statistical Area (CBSA) Median Family Income	Metro/Non-Metro
Washington	53011040806						
Washington	53011040808						
Washington	53011040809						
Washington	53011040810						
Washington	53011040904						
Washington	53011040905						
Washington	53011040907						
Washington	53011040908						
Washington	53011040909						
Washington	53011040910						
Washington	53011041003						
Washington	53011041005						
Washington	53011041007						
Washington	53011041008						
Washington	53011041009						
Washington	53011041010						
Washington	53011041011						
Washington	53011041104						
Washington	53011041105						
Washington	53011041107						
Washington	53011041108						
Washington	53011041110						
Washington	53011041111						
Washington	53011041112						
Washington	53011041201						
Washington	53011041203						
Washington	53011041205						
Washington	53011041206						
Washington	53011041309						
Washington	53011041310						
Washington	53011041312						
Washington	53011041313						
Washington	53011041317						
Washington	53011041318						
Washington	53011041319						
Washington	53011041320						
Washington	53011041321						
Washington	53011041322						
Washington	53011041323						
Washington	53011041325						
Washington	53011041326						
Washington	53011041327						
Washington	53011041328						
Washington	53011041329						
Washington	53011041330						
Washington	53011041331						
Washington	53011041332						
Washington	53011041333						

AMERICAN OVERSIGHT

State	2012-2016 ACS LIC Tract	Enter "YES" Below to Nominate LIC	2012-2016 Tract Poverty Rate	2012-2016 Tract Median Family Income	2012-2016 State Median Family Income	2012-2016 Core Based Statistical Area (CBSA) Median Family Income	Metro/Non-Metro
Washington	53011041400						
Washington	53011041500						
Washington	53011041600						
Washington	53011041700						
Washington	53011041800						
Washington	53011041900						
Washington	53011042000						
Washington	53011042100						
Washington	53011042300						
Washington	53011042400						
Washington	53011042500						
Washington	53011042600						
Washington	53011042700						
Washington	53011042800						
Washington	53011042900						
Washington	53011043000						
Washington	53011043100						
Washington	53013960200						
Washington	53015000300						
Washington	53015000400						
Washington	53015000501						
Washington	53015000502						
Washington	53015000601						
Washington	53015000602						
Washington	53015000702						
Washington	53015000703						
Washington	53015000704						
Washington	53015000800						
Washington	53015000900						
Washington	53015001000						
Washington	53015001100						
Washington	53015001200						
Washington	53015001300						
Washington	53015001501						
Washington	53015001502						
Washington	53015001600						
Washington	53015001700						
Washington	53015001800						
Washington	53015001900						
Washington	53015002001						
Washington	53015002002						
Washington	53015002100						
Washington	53017950100						
Washington	53017950200						
Washington	53017950300						
Washington	53017950400						
Washington	53017950500						
Washington	53017950600						

AMERICAN OVERSIGHT

State	2012-2016 ACS LIC Tract	Enter "YES" Below to Nominate LIC	2012-2016 Tract Poverty Rate	2012-2016 Tract Median Family Income	2012-2016 State Median Family Income	2012-2016 Core Based Statistical Area (CBSA) Median Family Income	Metro/Non-Metro
Washington	53017950700						
Washington	53017950800						
Washington	53019940000						
Washington	53019970100						
Washington	53019970200						
Washington	53021020100						
Washington	53021020200						
Washington	53021020300						
Washington	53021020400						
Washington	53021020501						
Washington	53021020502						
Washington	53021020601						
Washington	53021020603						
Washington	53021020605						
Washington	53021020606						
Washington	53021020700						
Washington	53021020800						
Washington	53021980100						
Washington	53023970300						
Washington	53025010100						
Washington	53025010200						
Washington	53025010300						
Washington	53025010400						
Washington	53025010500						
Washington	53025010600						
Washington	53025010700						
Washington	53025010800						
Washington	53025010901						
Washington	53025010902						
Washington	53025011000						
Washington	53025011100						
Washington	53025011200						
Washington	53025011300						
Washington	53025011401						
Washington	53025011402						
Washington	53027000200						
Washington	53027000300						
Washington	53027000400						
Washington	53027000500						
Washington	53027000600						
Washington	53027000700						
Washington	53027000800						
Washington	53027000900						
Washington	53027001000						
Washington	53027001100						
Washington	53027001200						
Washington	53027001300						
Washington	53027001400						

AMERICAN OVERSIGHT

State	2012-2016 ACS LIC Tract	Enter "YES" Below to Nominate LIC	2012-2016 Tract Poverty Rate	2012-2016 Tract Median Family Income	2012-2016 State Median Family Income	2012-2016 Core Based Statistical Area (CBSA) Median Family Income	Metro/Non-Metro
Washington	53027001500						
Washington	53027001600						
Washington	53027940000						
Washington	53027990000						
Washington	53029970100						
Washington	53029970200						
Washington	53029970300						
Washington	53029970400						
Washington	53029970500						
Washington	53029970601						
Washington	53029970602						
Washington	53029970700						
Washington	53029970800						
Washington	53029970900						
Washington	53029971000						
Washington	53029971100						
Washington	53029971300						
Washington	53029971400						
Washington	53029971500						
Washington	53029971600						
Washington	53029971700						
Washington	53029971800						
Washington	53029971900						
Washington	53029972000						
Washington	53029972100						
Washington	53029992201						
Washington	53031950202						
Washington	53031950300						
Washington	53031950400						
Washington	53031950500						
Washington	53031950601						
Washington	53031950602						
Washington	53031950702						
Washington	53031990000						
Washington	53033000100						
Washington	53033000200						
Washington	53033000300						
Washington	53033000401						
Washington	53033000402						
Washington	53033000500						
Washington	53033000600						
Washington	53033000700						
Washington	53033000800						
Washington	53033000900						
Washington	53033001000						
Washington	53033001100						
Washington	53033001200						
Washington	53033001300						

AMERICAN OVERSIGHT

State	2012-2016 ACS LIC Tract	Enter "YES" Below to Nominate LIC	2012-2016 Tract Poverty Rate	2012-2016 Tract Median Family Income	2012-2016 State Median Family Income	2012-2016 Core Based Statistical Area (CBSA) Median Family Income	Metro/Non-Metro
Washington	53033001400						
Washington	53033001500						
Washington	53033001600						
Washington	53033001701						
Washington	53033001702						
Washington	53033001800						
Washington	53033001900						
Washington	53033002000						
Washington	53033002100						
Washington	53033002200						
Washington	53033002400						
Washington	53033002500						
Washington	53033002600						
Washington	53033002700						
Washington	53033002800						
Washington	53033002900						
Washington	53033003000						
Washington	53033003100						
Washington	53033003200						
Washington	53033003300						
Washington	53033003400						
Washington	53033003500						
Washington	53033003600						
Washington	53033003800						
Washington	53033003900						
Washington	53033004000						
Washington	53033004100						
Washington	53033004200						
Washington	53033004301						
Washington	53033004302						
Washington	53033004400						
Washington	53033004500						
Washington	53033004600						
Washington	53033004700						
Washington	53033004800						
Washington	53033004900						
Washington	53033005000						
Washington	53033005100						
Washington	53033005200						
Washington	53033005301						
Washington	53033005302						
Washington	53033005400						
Washington	53033005600						
Washington	53033005700						
Washington	53033005801						
Washington	53033005802						
Washington	53033005900						
Washington	53033006000						

AMERICAN OVERSIGHT

State	2012-2016 ACS LIC Tract	Enter "YES" Below to Nominate LIC	2012-2016 Tract Poverty Rate	2012-2016 Tract Median Family Income	2012-2016 State Median Family Income	2012-2016 Core Based Statistical Area (CBSA) Median Family Income	Metro/Non-Metro
Washington	53033006100						
Washington	53033006200						
Washington	53033006300						
Washington	53033006400						
Washington	53033006500						
Washington	53033006600						
Washington	53033006700						
Washington	53033006800						
Washington	53033006900						
Washington	53033007000						
Washington	53033007100						
Washington	53033007200						
Washington	53033007300						
Washington	53033007401						
Washington	53033007402						
Washington	53033007500						
Washington	53033007600						
Washington	53033007700						
Washington	53033007800						
Washington	53033007900						
Washington	53033008001						
Washington	53033008002						
Washington	53033008100						
Washington	53033008200						
Washington	53033008300						
Washington	53033008400						
Washington	53033008500						
Washington	53033008600						
Washington	53033008700						
Washington	53033008800						
Washington	53033008900						
Washington	53033009000						
Washington	53033009100						
Washington	53033009200						
Washington	53033009300						
Washington	53033009400						
Washington	53033009500						
Washington	53033009600						
Washington	53033009701						
Washington	53033009702						
Washington	53033009800						
Washington	53033009900						
Washington	53033010001						
Washington	53033010002						
Washington	53033010100						
Washington	53033010200						
Washington	53033010300						
Washington	53033010401						

AMERICAN OVERSIGHT

State	2012-2016 ACS LIC Tract	Enter "YES" Below to Nominate LIC	2012-2016 Tract Poverty Rate	2012-2016 Tract Median Family Income	2012-2016 State Median Family Income	2012-2016 Core Based Statistical Area (CBSA) Median Family Income	Metro/Non-Metro
Washington	53033010402						
Washington	53033010500						
Washington	53033010600						
Washington	53033010701						
Washington	53033010702						
Washington	53033010800						
Washington	53033010900						
Washington	53033011001						
Washington	53033011002						
Washington	53033011101						
Washington	53033011102						
Washington	53033011200						
Washington	53033011300						
Washington	53033011401						
Washington	53033011402						
Washington	53033011500						
Washington	53033011600						
Washington	53033011700						
Washington	53033011800						
Washington	53033011900						
Washington	53033012000						
Washington	53033012100						
Washington	53033020100						
Washington	53033020200						
Washington	53033020300						
Washington	53033020401						
Washington	53033020402						
Washington	53033020500						
Washington	53033020600						
Washington	53033020700						
Washington	53033020800						
Washington	53033020900						
Washington	53033021000						
Washington	53033021100						
Washington	53033021300						
Washington	53033021400						
Washington	53033021500						
Washington	53033021600						
Washington	53033021700						
Washington	53033021802						
Washington	53033021803						
Washington	53033021804						
Washington	53033021903						
Washington	53033021904						
Washington	53033021905						
Washington	53033021906						
Washington	53033022001						
Washington	53033022003						

AMERICAN OVERSIGHT

State	2012-2016 ACS LIC Tract	Enter "YES" Below to Nominate LIC	2012-2016 Tract Poverty Rate	2012-2016 Tract Median Family Income	2012-2016 State Median Family Income	2012-2016 Core Based Statistical Area (CBSA) Median Family Income	Metro/Non-Metro
Washington	53033022005						
Washington	53033022006						
Washington	53033022101						
Washington	53033022102						
Washington	53033022201						
Washington	53033022202						
Washington	53033022203						
Washington	53033022300						
Washington	53033022400						
Washington	53033022500						
Washington	53033022603						
Washington	53033022604						
Washington	53033022605						
Washington	53033022606						
Washington	53033022701						
Washington	53033022702						
Washington	53033022703						
Washington	53033022801						
Washington	53033022802						
Washington	53033022803						
Washington	53033022901						
Washington	53033022902						
Washington	53033023000						
Washington	53033023100						
Washington	53033023201						
Washington	53033023202						
Washington	53033023300						
Washington	53033023401						
Washington	53033023403						
Washington	53033023404						
Washington	53033023500						
Washington	53033023601						
Washington	53033023603						
Washington	53033023604						
Washington	53033023700						
Washington	53033023801						
Washington	53033023803						
Washington	53033023804						
Washington	53033023900						
Washington	53033024000						
Washington	53033024100						
Washington	53033024200						
Washington	53033024300						
Washington	53033024400						
Washington	53033024500						
Washington	53033024601						
Washington	53033024602						
Washington	53033024701						

AMERICAN OVERSIGHT

State	2012-2016 ACS LIC Tract	Enter "YES" Below to Nominate LIC	2012-2016 Tract Poverty Rate	2012-2016 Tract Median Family Income	2012-2016 State Median Family Income	2012-2016 Core Based Statistical Area (CBSA) Median Family Income	Metro/Non-Metro
Washington	53033024702						
Washington	53033024800						
Washington	53033024901						
Washington	53033024902						
Washington	53033024903						
Washington	53033025001						
Washington	53033025003						
Washington	53033025005						
Washington	53033025006						
Washington	53033025101						
Washington	53033025102						
Washington	53033025200						
Washington	53033025301						
Washington	53033025302						
Washington	53033025400						
Washington	53033025500						
Washington	53033025601						
Washington	53033025602						
Washington	53033025701						
Washington	53033025702						
Washington	53033025803						
Washington	53033025804						
Washington	53033025805						
Washington	53033025806						
Washington	53033026001						
Washington	53033026002						
Washington	53033026100						
Washington	53033026200						
Washington	53033026300						
Washington	53033026400						
Washington	53033026500						
Washington	53033026600						
Washington	53033026700						
Washington	53033026801						
Washington	53033026802						
Washington	53033027000						
Washington	53033027100						
Washington	53033027200						
Washington	53033027300						
Washington	53033027400						
Washington	53033027500						
Washington	53033027600						
Washington	53033027701						
Washington	53033027702						
Washington	53033027800						
Washington	53033027900						
Washington	53033028000						
Washington	53033028100						

AMERICAN OVERSIGHT

State	2012-2016 ACS LIC Tract	Enter "YES" Below to Nominate LIC	2012-2016 Tract Poverty Rate	2012-2016 Tract Median Family Income	2012-2016 State Median Family Income	2012-2016 Core Based Statistical Area (CBSA) Median Family Income	Metro/Non-Metro
Washington	53033028200						
Washington	53033028300						
Washington	53033028402						
Washington	53033028403						
Washington	53033028500						
Washington	53033028600						
Washington	53033028700						
Washington	53033028801						
Washington	53033028802						
Washington	53033028901						
Washington	53033028902						
Washington	53033029001						
Washington	53033029003						
Washington	53033029004						
Washington	53033029101						
Washington	53033029102						
Washington	53033029203						
Washington	53033029204						
Washington	53033029205						
Washington	53033029206						
Washington	53033029303						
Washington	53033029304						
Washington	53033029305						
Washington	53033029306						
Washington	53033029307						
Washington	53033029403						
Washington	53033029405						
Washington	53033029406						
Washington	53033029407						
Washington	53033029408						
Washington	53033029502						
Washington	53033029503						
Washington	53033029504						
Washington	53033029601						
Washington	53033029602						
Washington	53033029700						
Washington	53033029801						
Washington	53033029802						
Washington	53033029901						
Washington	53033029902						
Washington	53033030003						
Washington	53033030004						
Washington	53033030005						
Washington	53033030006						
Washington	53033030100						
Washington	53033030201						
Washington	53033030202						
Washington	53033030304						

AMERICAN OVERSIGHT

State	2012-2016 ACS LIC Tract	Enter "YES" Below to Nominate LIC	2012-2016 Tract Poverty Rate	2012-2016 Tract Median Family Income	2012-2016 State Median Family Income	2012-2016 Core Based Statistical Area (CBSA) Median Family Income	Metro/Non-Metro
Washington	53033030305						
Washington	53033030306						
Washington	53033030308						
Washington	53033030309						
Washington	53033030310						
Washington	53033030311						
Washington	53033030312						
Washington	53033030313						
Washington	53033030314						
Washington	53033030401						
Washington	53033030403						
Washington	53033030404						
Washington	53033030501						
Washington	53033030503						
Washington	53033030504						
Washington	53033030600						
Washington	53033030700						
Washington	53033030801						
Washington	53033030802						
Washington	53033030901						
Washington	53033030902						
Washington	53033031000						
Washington	53033031100						
Washington	53033031202						
Washington	53033031204						
Washington	53033031205						
Washington	53033031206						
Washington	53033031301						
Washington	53033031302						
Washington	53033031400						
Washington	53033031501						
Washington	53033031502						
Washington	53033031601						
Washington	53033031603						
Washington	53033031604						
Washington	53033031605						
Washington	53033031703						
Washington	53033031704						
Washington	53033031705						
Washington	53033031706						
Washington	53033031800						
Washington	53033031903						
Washington	53033031904						
Washington	53033031906						
Washington	53033031907						
Washington	53033031908						
Washington	53033031909						
Washington	53033032002						

AMERICAN OVERSIGHT

State	2012-2016 ACS LIC Tract	Enter "YES" Below to Nominate LIC	2012-2016 Tract Poverty Rate	2012-2016 Tract Median Family Income	2012-2016 State Median Family Income	2012-2016 Core Based Statistical Area (CBSA) Median Family Income	Metro/Non-Metro
Washington	53033032003						
Washington	53033032005						
Washington	53033032006						
Washington	53033032007						
Washington	53033032008						
Washington	53033032010						
Washington	53033032011						
Washington	53033032102						
Washington	53033032103						
Washington	53033032104						
Washington	53033032203						
Washington	53033032207						
Washington	53033032208						
Washington	53033032210						
Washington	53033032211						
Washington	53033032212						
Washington	53033032213						
Washington	53033032214						
Washington	53033032215						
Washington	53033032307						
Washington	53033032309						
Washington	53033032311						
Washington	53033032313						
Washington	53033032315						
Washington	53033032316						
Washington	53033032317						
Washington	53033032318						
Washington	53033032319						
Washington	53033032320						
Washington	53033032321						
Washington	53033032322						
Washington	53033032323						
Washington	53033032324						
Washington	53033032325						
Washington	53033032326						
Washington	53033032327						
Washington	53033032328						
Washington	53033032329						
Washington	53033032401						
Washington	53033032402						
Washington	53033032500						
Washington	53033032601						
Washington	53033032602						
Washington	53033032702						
Washington	53033032703						
Washington	53033032704						
Washington	53033032800						
Washington	53033990100						

AMERICAN OVERSIGHT

State	2012-2016 ACS LIC Tract	Enter "YES" Below to Nominate LIC	2012-2016 Tract Poverty Rate	2012-2016 Tract Median Family Income	2012-2016 State Median Family Income	2012-2016 Core Based Statistical Area (CBSA) Median Family Income	Metro/Non-Metro
Washington	53035080101						
Washington	53035080102						
Washington	53035080200						
Washington	53035080300						
Washington	53035080400						
Washington	53035080500						
Washington	53035080600						
Washington	53035080700						
Washington	53035080800						
Washington	53035080900						
Washington	53035081000						
Washington	53035081100						
Washington	53035081200						
Washington	53035081400						
Washington	53035090101						
Washington	53035090102						
Washington	53035090201						
Washington	53035090202						
Washington	53035090300						
Washington	53035090400						
Washington	53035090501						
Washington	53035090502						
Washington	53035090700						
Washington	53035090800						
Washington	53035090900						
Washington	53035091000						
Washington	53035091100						
Washington	53035091201						
Washington	53035091203						
Washington	53035091204						
Washington	53035091301						
Washington	53035091302						
Washington	53035091400						
Washington	53035091500						
Washington	53035091600						
Washington	53035091700						
Washington	53035091800						
Washington	53035091900						
Washington	53035092000						
Washington	53035092100						
Washington	53035092200						
Washington	53035092300						
Washington	53035092400						
Washington	53035092500						
Washington	53035092600						
Washington	53035092701						
Washington	53035092704						
Washington	53035092801						

AMERICAN OVERSIGHT

State	2012-2016 ACS LIC Tract	Enter "YES" Below to Nominate LIC	2012-2016 Tract Poverty Rate	2012-2016 Tract Median Family Income	2012-2016 State Median Family Income	2012-2016 Core Based Statistical Area (CBSA) Median Family Income	Metro/Non-Metro
Washington	53035092802						
Washington	53035092803						
Washington	53035092901						
Washington	53035092902						
Washington	53035940000						
Washington	53035940100						
Washington	53035990100						
Washington	53037975100						
Washington	53037975200						
Washington	53037975300						
Washington	53037975401						
Washington	53037975402						
Washington	53037975500						
Washington	53037975600						
Washington	53037975700						
Washington	53039950100						
Washington	53039950200						
Washington	53039950300						
Washington	53041970100						
Washington	53041970200						
Washington	53041970300						
Washington	53041970400						
Washington	53041970500						
Washington	53041970600						
Washington	53041970700						
Washington	53041970800						
Washington	53041970900						
Washington	53041971000						
Washington	53041971100						
Washington	53041971200						
Washington	53041971300						
Washington	53041971400						
Washington	53041971500						
Washington	53041971600						
Washington	53041971700						
Washington	53041971800						
Washington	53041971900						
Washington	53041972000						
Washington	53043960100						
Washington	53043960200						
Washington	53043960300						
Washington	53043960400						
Washington	53045940000						
Washington	53045960100						
Washington	53045960200						
Washington	53045960300						
Washington	53045960400						
Washington	53045960500						

AMERICAN OVERSIGHT

State	2012-2016 ACS LIC Tract	Enter "YES" Below to Nominate LIC	2012-2016 Tract Poverty Rate	2012-2016 Tract Median Family Income	2012-2016 State Median Family Income	2012-2016 Core Based Statistical Area (CBSA) Median Family Income	Metro/Non-Metro
Washington	53045960600						
Washington	53045960700						
Washington	53045960800						
Washington	53045960900						
Washington	53045961000						
Washington	53045961100						
Washington	53045961200						
Washington	53045961300						
Washington	53047940100						
Washington	53047940200						
Washington	53047970300						
Washington	53047970400						
Washington	53047970500						
Washington	53047970600						
Washington	53047970700						
Washington	53047970800						
Washington	53047970900						
Washington	53047971000						
Washington	53049950200						
Washington	53049950300						
Washington	53049950400						
Washington	53049950500						
Washington	53049950600						
Washington	53049950700						
Washington	53049950800						
Washington	53049990100						
Washington	53051970100						
Washington	53051970200						
Washington	53051970300						
Washington	53051970400						
Washington	53051970500						
Washington	53053060200						
Washington	53053060300						
Washington	53053060400						
Washington	53053060500						
Washington	53053060600						
Washington	53053060700						
Washington	53053060800						
Washington	53053060903						
Washington	53053060904						
Washington	53053060905						
Washington	53053060906						
Washington	53053061001						
Washington	53053061002						
Washington	53053061100						
Washington	53053061200						
Washington	53053061300						
Washington	53053061400						

AMERICAN OVERSIGHT

State	2012-2016 ACS LIC Tract	Enter "YES" Below to Nominate LIC	2012-2016 Tract Poverty Rate	2012-2016 Tract Median Family Income	2012-2016 State Median Family Income	2012-2016 Core Based Statistical Area (CBSA) Median Family Income	Metro/Non-Metro
Washington	53053061500						
Washington	53053061601						
Washington	53053061602						
Washington	53053061700						
Washington	53053061800						
Washington	53053061900						
Washington	53053062000						
Washington	53053062300						
Washington	53053062400						
Washington	53053062500						
Washington	53053062600						
Washington	53053062801						
Washington	53053062802						
Washington	53053062900						
Washington	53053063000						
Washington	53053063100						
Washington	53053063200						
Washington	53053063300						
Washington	53053063400						
Washington	53053063501						
Washington	53053063502						
Washington	53053070100						
Washington	53053070203						
Washington	53053070204						
Washington	53053070205						
Washington	53053070206						
Washington	53053070207						
Washington	53053070307						
Washington	53053070308						
Washington	53053070309						
Washington	53053070310						
Washington	53053070311						
Washington	53053070312						
Washington	53053070313						
Washington	53053070314						
Washington	53053070315						
Washington	53053070316						
Washington	53053070401						
Washington	53053070403						
Washington	53053070404						
Washington	53053070703						
Washington	53053071100						
Washington	53053071205						
Washington	53053071206						
Washington	53053071207						
Washington	53053071208						
Washington	53053071209						
Washington	53053071210						

AMERICAN OVERSIGHT

State	2012-2016 ACS LIC Tract	Enter "YES" Below to Nominate LIC	2012-2016 Tract Poverty Rate	2012-2016 Tract Median Family Income	2012-2016 State Median Family Income	2012-2016 Core Based Statistical Area (CBSA) Median Family Income	Metro/Non-Metro
Washington	53053071304						
Washington	53053071305						
Washington	53053071306						
Washington	53053071307						
Washington	53053071309						
Washington	53053071310						
Washington	53053071403						
Washington	53053071406						
Washington	53053071407						
Washington	53053071408						
Washington	53053071409						
Washington	53053071410						
Washington	53053071411						
Washington	53053071503						
Washington	53053071504						
Washington	53053071505						
Washington	53053071506						
Washington	53053071601						
Washington	53053071602						
Washington	53053071703						
Washington	53053071704						
Washington	53053071705						
Washington	53053071706						
Washington	53053071707						
Washington	53053071803						
Washington	53053071805						
Washington	53053071806						
Washington	53053071807						
Washington	53053071808						
Washington	53053071901						
Washington	53053071902						
Washington	53053072000						
Washington	53053072105						
Washington	53053072106						
Washington	53053072107						
Washington	53053072108						
Washington	53053072109						
Washington	53053072111						
Washington	53053072112						
Washington	53053072305						
Washington	53053072307						
Washington	53053072308						
Washington	53053072309						
Washington	53053072310						
Washington	53053072311						
Washington	53053072312						
Washington	53053072313						
Washington	53053072405						

AMERICAN OVERSIGHT

State	2012-2016 ACS LIC Tract	Enter "YES" Below to Nominate LIC	2012-2016 Tract Poverty Rate	2012-2016 Tract Median Family Income	2012-2016 State Median Family Income	2012-2016 Core Based Statistical Area (CBSA) Median Family Income	Metro/Non-Metro
Washington	53053072406						
Washington	53053072407						
Washington	53053072408						
Washington	53053072409						
Washington	53053072410						
Washington	53053072503						
Washington	53053072504						
Washington	53053072505						
Washington	53053072506						
Washington	53053072507						
Washington	53053072601						
Washington	53053072602						
Washington	53053072603						
Washington	53053072800						
Washington	53053072901						
Washington	53053072903						
Washington	53053072905						
Washington	53053072906						
Washington	53053072907						
Washington	53053073001						
Washington	53053073005						
Washington	53053073006						
Washington	53053073108						
Washington	53053073110						
Washington	53053073111						
Washington	53053073113						
Washington	53053073114						
Washington	53053073115						
Washington	53053073116						
Washington	53053073117						
Washington	53053073118						
Washington	53053073119						
Washington	53053073120						
Washington	53053073121						
Washington	53053073122						
Washington	53053073123						
Washington	53053073124						
Washington	53053073125						
Washington	53053073126						
Washington	53053073200						
Washington	53053073301						
Washington	53053073302						
Washington	53053073404						
Washington	53053073405						
Washington	53053073406						
Washington	53053073407						
Washington	53053073408						
Washington	53053073500						

AMERICAN OVERSIGHT

State	2012-2016 ACS LIC Tract	Enter "YES" Below to Nominate LIC	2012-2016 Tract Poverty Rate	2012-2016 Tract Median Family Income	2012-2016 State Median Family Income	2012-2016 Core Based Statistical Area (CBSA) Median Family Income	Metro/Non-Metro
Washington	53053940001						
Washington	53053940002						
Washington	53053940003						
Washington	53053940004						
Washington	53053940005						
Washington	53053940006						
Washington	53053940007						
Washington	53053940008						
Washington	53053940009						
Washington	53053940010						
Washington	53053940011						
Washington	53055960100						
Washington	53055960300						
Washington	53055960400						
Washington	53055960500						
Washington	53055990100						
Washington	53057940200						
Washington	53057940300						
Washington	53057940400						
Washington	53057940500						
Washington	53057940600						
Washington	53057940700						
Washington	53057940800						
Washington	53057950100						
Washington	53057950800						
Washington	53057950900						
Washington	53057951000						
Washington	53057951100						
Washington	53057951200						
Washington	53057951300						
Washington	53057951400						
Washington	53057951500						
Washington	53057951600						
Washington	53057951700						
Washington	53057951800						
Washington	53057951900						
Washington	53057952100						
Washington	53057952200						
Washington	53057952301						
Washington	53057952302						
Washington	53057952401						
Washington	53057952402						
Washington	53057952500						
Washington	53057952600						
Washington	53057952700						
Washington	53057990100						
Washington	53059950100						
Washington	53059950200						

AMERICAN OVERSIGHT

State	2012-2016 ACS LIC Tract	Enter "YES" Below to Nominate LIC	2012-2016 Tract Poverty Rate	2012-2016 Tract Median Family Income	2012-2016 State Median Family Income	2012-2016 Core Based Statistical Area (CBSA) Median Family Income	Metro/Non-Metro
Washington	53059950300						
Washington	53059950400						
Washington	53059950500						
Washington	53061040100						
Washington	53061040200						
Washington	53061040300						
Washington	53061040400						
Washington	53061040500						
Washington	53061040700						
Washington	53061040800						
Washington	53061040900						
Washington	53061041000						
Washington	53061041100						
Washington	53061041201						
Washington	53061041202						
Washington	53061041301						
Washington	53061041303						
Washington	53061041304						
Washington	53061041400						
Washington	53061041500						
Washington	53061041601						
Washington	53061041605						
Washington	53061041606						
Washington	53061041607						
Washington	53061041608						
Washington	53061041701						
Washington	53061041703						
Washington	53061041704						
Washington	53061041805						
Washington	53061041806						
Washington	53061041808						
Washington	53061041809						
Washington	53061041810						
Washington	53061041811						
Washington	53061041812						
Washington	53061041901						
Washington	53061041903						
Washington	53061041904						
Washington	53061041905						
Washington	53061042001						
Washington	53061042003						
Washington	53061042004						
Washington	53061042005						
Washington	53061042006						
Washington	53061050101						
Washington	53061050102						
Washington	53061050200						
Washington	53061050300						

AMERICAN OVERSIGHT

State	2012-2016 ACS LIC Tract	Enter "YES" Below to Nominate LIC	2012-2016 Tract Poverty Rate	2012-2016 Tract Median Family Income	2012-2016 State Median Family Income	2012-2016 Core Based Statistical Area (CBSA) Median Family Income	Metro/Non-Metro
Washington	53061050401						
Washington	53061050402						
Washington	53061050500						
Washington	53061050600						
Washington	53061050700						
Washington	53061050800						
Washington	53061050900						
Washington	53061051000						
Washington	53061051100						
Washington	53061051200						
Washington	53061051300						
Washington	53061051400						
Washington	53061051500						
Washington	53061051601						
Washington	53061051602						
Washington	53061051701						
Washington	53061051702						
Washington	53061051802						
Washington	53061051803						
Washington	53061051804						
Washington	53061051905						
Washington	53061051912						
Washington	53061051913						
Washington	53061051914						
Washington	53061051915						
Washington	53061051916						
Washington	53061051917						
Washington	53061051918						
Washington	53061051921						
Washington	53061051922						
Washington	53061051923						
Washington	53061051924						
Washington	53061051925						
Washington	53061051926						
Washington	53061051927						
Washington	53061051928						
Washington	53061052003						
Washington	53061052004						
Washington	53061052005						
Washington	53061052006						
Washington	53061052007						
Washington	53061052104						
Washington	53061052105						
Washington	53061052107						
Washington	53061052108						
Washington	53061052112						
Washington	53061052113						
Washington	53061052114						

AMERICAN OVERSIGHT

State	2012-2016 ACS LIC Tract	Enter "YES" Below to Nominate LIC	2012-2016 Tract Poverty Rate	2012-2016 Tract Median Family Income	2012-2016 State Median Family Income	2012-2016 Core Based Statistical Area (CBSA) Median Family Income	Metro/Non-Metro
Washington	53061052115						
Washington	53061052118						
Washington	53061052203						
Washington	53061052204						
Washington	53061052206						
Washington	53061052207						
Washington	53061052208						
Washington	53061052209						
Washington	53061052301						
Washington	53061052302						
Washington	53061052401						
Washington	53061052402						
Washington	53061052502						
Washington	53061052503						
Washington	53061052504						
Washington	53061052603						
Washington	53061052604						
Washington	53061052605						
Washington	53061052606						
Washington	53061052607						
Washington	53061052701						
Washington	53061052705						
Washington	53061052706						
Washington	53061052707						
Washington	53061052708						
Washington	53061052709						
Washington	53061052803						
Washington	53061052804						
Washington	53061052805						
Washington	53061052806						
Washington	53061052903						
Washington	53061052904						
Washington	53061052905						
Washington	53061052906						
Washington	53061053101						
Washington	53061053102						
Washington	53061053201						
Washington	53061053202						
Washington	53061053301						
Washington	53061053302						
Washington	53061053400						
Washington	53061053504						
Washington	53061053505						
Washington	53061053506						
Washington	53061053507						
Washington	53061053508						
Washington	53061053509						
Washington	53061053602						

AMERICAN OVERSIGHT

State	2012-2016 ACS LIC Tract	Enter "YES" Below to Nominate LIC	2012-2016 Tract Poverty Rate	2012-2016 Tract Median Family Income	2012-2016 State Median Family Income	2012-2016 Core Based Statistical Area (CBSA) Median Family Income	Metro/Non-Metro
Washington	53061053603						
Washington	53061053604						
Washington	53061053700						
Washington	53061053801						
Washington	53061053802						
Washington	53061053803						
Washington	53061940001						
Washington	53061940002						
Washington	53061990002						
Washington	53061990100						
Washington	53063000200						
Washington	53063000300						
Washington	53063000400						
Washington	53063000500						
Washington	53063000600						
Washington	53063000700						
Washington	53063000800						
Washington	53063000900						
Washington	53063001000						
Washington	53063001100						
Washington	53063001200						
Washington	53063001300						
Washington	53063001400						
Washington	53063001500						
Washington	53063001600						
Washington	53063001800						
Washington	53063001900						
Washington	53063002000						
Washington	53063002100						
Washington	53063002300						
Washington	53063002400						
Washington	53063002500						
Washington	53063002600						
Washington	53063002900						
Washington	53063003000						
Washington	53063003100						
Washington	53063003200						
Washington	53063003500						
Washington	53063003600						
Washington	53063003800						
Washington	53063003900						
Washington	53063004000						
Washington	53063004100						
Washington	53063004200						
Washington	53063004300						
Washington	53063004400						
Washington	53063004500						
Washington	53063004601						

AMERICAN OVERSIGHT

State	2012-2016 ACS LIC Tract	Enter "YES" Below to Nominate LIC	2012-2016 Tract Poverty Rate	2012-2016 Tract Median Family Income	2012-2016 State Median Family Income	2012-2016 Core Based Statistical Area (CBSA) Median Family Income	Metro/Non-Metro
Washington	53063004602						
Washington	53063004700						
Washington	53063004800						
Washington	53063004900						
Washington	53063005000						
Washington	53063010100						
Washington	53063010201						
Washington	53063010202						
Washington	53063010301						
Washington	53063010303						
Washington	53063010304						
Washington	53063010305						
Washington	53063010401						
Washington	53063010402						
Washington	53063010501						
Washington	53063010503						
Washington	53063010504						
Washington	53063010601						
Washington	53063010602						
Washington	53063010700						
Washington	53063010800						
Washington	53063010900						
Washington	53063011000						
Washington	53063011101						
Washington	53063011102						
Washington	53063011201						
Washington	53063011202						
Washington	53063011300						
Washington	53063011400						
Washington	53063011500						
Washington	53063011600						
Washington	53063011701						
Washington	53063011702						
Washington	53063011800						
Washington	53063011900						
Washington	53063012000						
Washington	53063012100						
Washington	53063012200						
Washington	53063012300						
Washington	53063012401						
Washington	53063012402						
Washington	53063012500						
Washington	53063012600						
Washington	53063012701						
Washington	53063012702						
Washington	53063012801						
Washington	53063012802						
Washington	53063012901						

AMERICAN OVERSIGHT

State	2012-2016 ACS LIC Tract	Enter "YES" Below to Nominate LIC	2012-2016 Tract Poverty Rate	2012-2016 Tract Median Family Income	2012-2016 State Median Family Income	2012-2016 Core Based Statistical Area (CBSA) Median Family Income	Metro/Non-Metro
Washington	53063012902						
Washington	53063013000						
Washington	53063013100						
Washington	53063013201						
Washington	53063013202						
Washington	53063013300						
Washington	53063013401						
Washington	53063013500						
Washington	53063013600						
Washington	53063013700						
Washington	53063013800						
Washington	53063013900						
Washington	53063014001						
Washington	53063014002						
Washington	53063014100						
Washington	53063014200						
Washington	53063014300						
Washington	53063014400						
Washington	53063014500						
Washington	53065941000						
Washington	53065950100						
Washington	53065950200						
Washington	53065950300						
Washington	53065950500						
Washington	53065950600						
Washington	53065950700						
Washington	53065950800						
Washington	53065950900						
Washington	53065951100						
Washington	53065951300						
Washington	53065951400						
Washington	53067010100						
Washington	53067010200						
Washington	53067010300						
Washington	53067010400						
Washington	53067010510						
Washington	53067010520						
Washington	53067010600						
Washington	53067010700						
Washington	53067010800						
Washington	53067010910						
Washington	53067010920						
Washington	53067011000						
Washington	53067011100						
Washington	53067011200						
Washington	53067011300						
Washington	53067011410						
Washington	53067011420						

AMERICAN OVERSIGHT

State	2012-2016 ACS LIC Tract	Enter "YES" Below to Nominate LIC	2012-2016 Tract Poverty Rate	2012-2016 Tract Median Family Income	2012-2016 State Median Family Income	2012-2016 Core Based Statistical Area (CBSA) Median Family Income	Metro/Non-Metro
Washington	53067011500						
Washington	53067011610						
Washington	53067011621						
Washington	53067011622						
Washington	53067011623						
Washington	53067011624						
Washington	53067011710						
Washington	53067011720						
Washington	53067011810						
Washington	53067011821						
Washington	53067011822						
Washington	53067011900						
Washington	53067012000						
Washington	53067012100						
Washington	53067012211						
Washington	53067012212						
Washington	53067012221						
Washington	53067012222						
Washington	53067012310						
Washington	53067012320						
Washington	53067012330						
Washington	53067012411						
Washington	53067012412						
Washington	53067012420						
Washington	53067012510						
Washington	53067012520						
Washington	53067012530						
Washington	53067012610						
Washington	53067012620						
Washington	53067012710						
Washington	53067012720						
Washington	53067012730						
Washington	53067990100						
Washington	53069950100						
Washington	53071920000						
Washington	53071920100						
Washington	53071920200						
Washington	53071920300						
Washington	53071920400						
Washington	53071920500						
Washington	53071920600						
Washington	53071920701						
Washington	53071920702						
Washington	53071920801						
Washington	53071920802						
Washington	53071920900						
Washington	53073000100						
Washington	53073000200						

AMERICAN OVERSIGHT

State	2012-2016 ACS LIC Tract	Enter "YES" Below to Nominate LIC	2012-2016 Tract Poverty Rate	2012-2016 Tract Median Family Income	2012-2016 State Median Family Income	2012-2016 Core Based Statistical Area (CBSA) Median Family Income	Metro/Non-Metro
Washington	53073000300						
Washington	53073000400						
Washington	53073000501						
Washington	53073000502						
Washington	53073000600						
Washington	53073000700						
Washington	53073000803						
Washington	53073000804						
Washington	53073000805						
Washington	53073000806						
Washington	53073000901						
Washington	53073000902						
Washington	53073001000						
Washington	53073001100						
Washington	53073001201						
Washington	53073001202						
Washington	53073010100						
Washington	53073010200						
Washington	53073010301						
Washington	53073010302						
Washington	53073010303						
Washington	53073010401						
Washington	53073010403						
Washington	53073010404						
Washington	53073010501						
Washington	53073010502						
Washington	53073010600						
Washington	53073010701						
Washington	53073010702						
Washington	53073010900						
Washington	53073011000						
Washington	53073940000						
Washington	53075000100						
Washington	53075000200						
Washington	53075000300						
Washington	53075000400						
Washington	53075000500						
Washington	53075000600						
Washington	53075000700						
Washington	53075000800						
Washington	53075000900						
Washington	53075001000						
Washington	53077000100						
Washington	53077000200						
Washington	53077000300						
Washington	53077000400						
Washington	53077000500						
Washington	53077000600						

AMERICAN OVERSIGHT

State	2012-2016 ACS LIC Tract	Enter "YES" Below to Nominate LIC	2012-2016 Tract Poverty Rate	2012-2016 Tract Median Family Income	2012-2016 State Median Family Income	2012-2016 Core Based Statistical Area (CBSA) Median Family Income	Metro/Non-Metro
Washington	53077000700						
Washington	53077000800						
Washington	53077000901						
Washington	53077000902						
Washington	53077001000						
Washington	53077001100						
Washington	53077001201						
Washington	53077001202						
Washington	53077001300						
Washington	53077001400						
Washington	53077001501						
Washington	53077001502						
Washington	53077001601						
Washington	53077001602						
Washington	53077001701						
Washington	53077001702						
Washington	53077001800						
Washington	53077001901						
Washington	53077001902						
Washington	53077002001						
Washington	53077002002						
Washington	53077002101						
Washington	53077002102						
Washington	53077002200						
Washington	53077002701						
Washington	53077002801						
Washington	53077002802						
Washington	53077002900						
Washington	53077003001						
Washington	53077003002						
Washington	53077003100						
Washington	53077003200						
Washington	53077003400						
Washington	53077940001						
Washington	53077940002						
Washington	53077940003						
Washington	53077940004						
Washington	53077940005						
Washington	53077940006						
West Virginia	54001965500						
West Virginia	54001965600						
West Virginia	54001965700						
West Virginia	54001965800						
West Virginia	54003971101						
West Virginia	54003971102						
West Virginia	54003971201						
West Virginia	54003971202						
West Virginia	54003971300						

AMERICAN OVERSIGHT

State	2012-2016 ACS LIC Tract	Enter "YES" Below to Nominate LIC	2012-2016 Tract Poverty Rate	2012-2016 Tract Median Family Income	2012-2016 State Median Family Income	2012-2016 Core Based Statistical Area (CBSA) Median Family Income	Metro/Non-Metro
West Virginia	54003971400						
West Virginia	54003971500						
West Virginia	54003971600						
West Virginia	54003971700						
West Virginia	54003971800						
West Virginia	54003971900						
West Virginia	54003972000						
West Virginia	54003972101						
West Virginia	54003972102						
West Virginia	54005958200						
West Virginia	54005958300						
West Virginia	54005958400						
West Virginia	54005958501						
West Virginia	54005958502						
West Virginia	54005958600						
West Virginia	54005958700						
West Virginia	54005958800						
West Virginia	54007967900						
West Virginia	54007968000						
West Virginia	54007968100						
West Virginia	54009031101						
West Virginia	54009031102						
West Virginia	54009031200						
West Virginia	54009031400						
West Virginia	54009031600						
West Virginia	54009031700						
West Virginia	54011000101						
West Virginia	54011000102						
West Virginia	54011000200						
West Virginia	54011000300						
West Virginia	54011000400						
West Virginia	54011000500						
West Virginia	54011000600						
West Virginia	54011000900						
West Virginia	54011001000						
West Virginia	54011001100						
West Virginia	54011001200						
West Virginia	54011001300						
West Virginia	54011001400						
West Virginia	54011001500						
West Virginia	54011001600						
West Virginia	54011001800						
West Virginia	54011001900						
West Virginia	54011002000						
West Virginia	54011002100						
West Virginia	54011010102						
West Virginia	54011010201						
West Virginia	54011010202						

AMERICAN OVERSIGHT

State	2012-2016 ACS LIC Tract	Enter "YES" Below to Nominate LIC	2012-2016 Tract Poverty Rate	2012-2016 Tract Median Family Income	2012-2016 State Median Family Income	2012-2016 Core Based Statistical Area (CBSA) Median Family Income	Metro/Non-Metro
West Virginia	54011010300						
West Virginia	54011010400						
West Virginia	54011010500						
West Virginia	54011010600						
West Virginia	54011010700						
West Virginia	54011010800						
West Virginia	54011010900						
West Virginia	54013962600						
West Virginia	54013962700						
West Virginia	54015957900						
West Virginia	54015958000						
West Virginia	54015958100						
West Virginia	54017965000						
West Virginia	54017965100						
West Virginia	54019020100						
West Virginia	54019020201						
West Virginia	54019020202						
West Virginia	54019020300						
West Virginia	54019020400						
West Virginia	54019020500						
West Virginia	54019020600						
West Virginia	54019020700						
West Virginia	54019020800						
West Virginia	54019020900						
West Virginia	54019021000						
West Virginia	54019021100						
West Virginia	54021967700						
West Virginia	54021967800						
West Virginia	54023969400						
West Virginia	54023969500						
West Virginia	54023969600						
West Virginia	54025950100						
West Virginia	54025950200						
West Virginia	54025950300						
West Virginia	54025950400						
West Virginia	54025950500						
West Virginia	54025950600						
West Virginia	54025950700						
West Virginia	54027968200						
West Virginia	54027968300						
West Virginia	54027968400						
West Virginia	54027968500						
West Virginia	54027968600						
West Virginia	54029020600						
West Virginia	54029020700						
West Virginia	54029020900						
West Virginia	54029021100						
West Virginia	54029021200						

AMERICAN OVERSIGHT

State	2012-2016 ACS LIC Tract	Enter "YES" Below to Nominate LIC	2012-2016 Tract Poverty Rate	2012-2016 Tract Median Family Income	2012-2016 State Median Family Income	2012-2016 Core Based Statistical Area (CBSA) Median Family Income	Metro/Non-Metro
West Virginia	54029021300						
West Virginia	54029021400						
West Virginia	54029021500						
West Virginia	54031970100						
West Virginia	54031970200						
West Virginia	54031970300						
West Virginia	54033030100						
West Virginia	54033030200						
West Virginia	54033030300						
West Virginia	54033030400						
West Virginia	54033030500						
West Virginia	54033030601						
West Virginia	54033030602						
West Virginia	54033030700						
West Virginia	54033030800						
West Virginia	54033031000						
West Virginia	54033031100						
West Virginia	54033031200						
West Virginia	54033031300						
West Virginia	54033031400						
West Virginia	54033031500						
West Virginia	54033031600						
West Virginia	54033031700						
West Virginia	54033031800						
West Virginia	54033031900						
West Virginia	54033032000						
West Virginia	54033032101						
West Virginia	54033032102						
West Virginia	54035963200						
West Virginia	54035963300						
West Virginia	54035963400						
West Virginia	54035963500						
West Virginia	54035963600						
West Virginia	54035963700						
West Virginia	54037972201						
West Virginia	54037972203						
West Virginia	54037972204						
West Virginia	54037972300						
West Virginia	54037972401						
West Virginia	54037972402						
West Virginia	54037972501						
West Virginia	54037972503						
West Virginia	54037972505						
West Virginia	54037972506						
West Virginia	54037972601						
West Virginia	54037972602						
West Virginia	54037972701						
West Virginia	54037972702						

AMERICAN OVERSIGHT

State	2012-2016 ACS LIC Tract	Enter "YES" Below to Nominate LIC	2012-2016 Tract Poverty Rate	2012-2016 Tract Median Family Income	2012-2016 State Median Family Income	2012-2016 Core Based Statistical Area (CBSA) Median Family Income	Metro/Non-Metro
West Virginia	54037972800						
West Virginia	54039000100						
West Virginia	54039000200						
West Virginia	54039000300						
West Virginia	54039000500						
West Virginia	54039000600						
West Virginia	54039000700						
West Virginia	54039000800						
West Virginia	54039000900						
West Virginia	54039001100						
West Virginia	54039001200						
West Virginia	54039001300						
West Virginia	54039001500						
West Virginia	54039001700						
West Virginia	54039001800						
West Virginia	54039001901						
West Virginia	54039001902						
West Virginia	54039002000						
West Virginia	54039002100						
West Virginia	54039010100						
West Virginia	54039010200						
West Virginia	54039010300						
West Virginia	54039010400						
West Virginia	54039010500						
West Virginia	54039010600						
West Virginia	54039010701						
West Virginia	54039010702						
West Virginia	54039010801						
West Virginia	54039010802						
West Virginia	54039010900						
West Virginia	54039011000						
West Virginia	54039011100						
West Virginia	54039011200						
West Virginia	54039011301						
West Virginia	54039011302						
West Virginia	54039011401						
West Virginia	54039011402						
West Virginia	54039011500						
West Virginia	54039011800						
West Virginia	54039012100						
West Virginia	54039012200						
West Virginia	54039012300						
West Virginia	54039012800						
West Virginia	54039012900						
West Virginia	54039013000						
West Virginia	54039013100						
West Virginia	54039013200						
West Virginia	54039013300						

AMERICAN OVERSIGHT

State	2012-2016 ACS LIC Tract	Enter "YES" Below to Nominate LIC	2012-2016 Tract Poverty Rate	2012-2016 Tract Median Family Income	2012-2016 State Median Family Income	2012-2016 Core Based Statistical Area (CBSA) Median Family Income	Metro/Non-Metro
West Virginia	54039013400						
West Virginia	54039013500						
West Virginia	54039013600						
West Virginia	54039013701						
West Virginia	54039013702						
West Virginia	54039013800						
West Virginia	54041967200						
West Virginia	54041967300						
West Virginia	54041967400						
West Virginia	54041967500						
West Virginia	54041967600						
West Virginia	54043955400						
West Virginia	54043955500						
West Virginia	54043955600						
West Virginia	54043955700						
West Virginia	54043955800						
West Virginia	54045956101						
West Virginia	54045956102						
West Virginia	54045956200						
West Virginia	54045956400						
West Virginia	54045956500						
West Virginia	54045956600						
West Virginia	54045956700						
West Virginia	54045956800						
West Virginia	54045956900						
West Virginia	54047953600						
West Virginia	54047953800						
West Virginia	54047953900						
West Virginia	54047954000						
West Virginia	54047954200						
West Virginia	54047954501						
West Virginia	54047954503						
West Virginia	54047954504						
West Virginia	54049020100						
West Virginia	54049020200						
West Virginia	54049020300						
West Virginia	54049020400						
West Virginia	54049020500						
West Virginia	54049020600						
West Virginia	54049020700						
West Virginia	54049020800						
West Virginia	54049020900						
West Virginia	54049021000						
West Virginia	54049021100						
West Virginia	54049021200						
West Virginia	54049021300						
West Virginia	54049021400						
West Virginia	54049021500						

AMERICAN OVERSIGHT

State	2012-2016 ACS LIC Tract	Enter "YES" Below to Nominate LIC	2012-2016 Tract Poverty Rate	2012-2016 Tract Median Family Income	2012-2016 State Median Family Income	2012-2016 Core Based Statistical Area (CBSA) Median Family Income	Metro/Non-Metro
West Virginia	54049021600						
West Virginia	54049021700						
West Virginia	54049021800						
West Virginia	54051020200						
West Virginia	54051020500						
West Virginia	54051020601						
West Virginia	54051020702						
West Virginia	54051020800						
West Virginia	54051020900						
West Virginia	54051021000						
West Virginia	54051021100						
West Virginia	54051021300						
West Virginia	54053954801						
West Virginia	54053954802						
West Virginia	54053954900						
West Virginia	54053955000						
West Virginia	54053955101						
West Virginia	54053955102						
West Virginia	54055000900						
West Virginia	54055001000						
West Virginia	54055001100						
West Virginia	54055001200						
West Virginia	54055001300						
West Virginia	54055001400						
West Virginia	54055001500						
West Virginia	54055001600						
West Virginia	54055001700						
West Virginia	54055001800						
West Virginia	54055001900						
West Virginia	54055002000						
West Virginia	54055002100						
West Virginia	54055002200						
West Virginia	54055002300						
West Virginia	54055002400						
West Virginia	54057010100						
West Virginia	54057010200						
West Virginia	54057010300						
West Virginia	54057010400						
West Virginia	54057010500						
West Virginia	54057010600						
West Virginia	54057010700						
West Virginia	54059957100						
West Virginia	54059957200						
West Virginia	54059957300						
West Virginia	54059957400						
West Virginia	54059957500						
West Virginia	54059957600						
West Virginia	54059957700						

AMERICAN OVERSIGHT

State	2012-2016 ACS LIC Tract	Enter "YES" Below to Nominate LIC	2012-2016 Tract Poverty Rate	2012-2016 Tract Median Family Income	2012-2016 State Median Family Income	2012-2016 Core Based Statistical Area (CBSA) Median Family Income	Metro/Non-Metro
West Virginia	54061010101						
West Virginia	54061010102						
West Virginia	54061010201						
West Virginia	54061010202						
West Virginia	54061010400						
West Virginia	54061010600						
West Virginia	54061010700						
West Virginia	54061010800						
West Virginia	54061010901						
West Virginia	54061010902						
West Virginia	54061011000						
West Virginia	54061011100						
West Virginia	54061011200						
West Virginia	54061011300						
West Virginia	54061011400						
West Virginia	54061011500						
West Virginia	54061011600						
West Virginia	54061011700						
West Virginia	54061011803						
West Virginia	54061011804						
West Virginia	54061011805						
West Virginia	54061011806						
West Virginia	54061011900						
West Virginia	54061012000						
West Virginia	54063950100						
West Virginia	54063950200						
West Virginia	54063950300						
West Virginia	54065970700						
West Virginia	54065970800						
West Virginia	54065970900						
West Virginia	54065971000						
West Virginia	54067950100						
West Virginia	54067950200						
West Virginia	54067950300						
West Virginia	54067950400						
West Virginia	54067950500						
West Virginia	54067950600						
West Virginia	54067950700						
West Virginia	54069000200						
West Virginia	54069000300						
West Virginia	54069000400						
West Virginia	54069000500						
West Virginia	54069000600						
West Virginia	54069000700						
West Virginia	54069001300						
West Virginia	54069001400						
West Virginia	54069001500						
West Virginia	54069001600						

AMERICAN OVERSIGHT

State	2012-2016 ACS LIC Tract	Enter "YES" Below to Nominate LIC	2012-2016 Tract Poverty Rate	2012-2016 Tract Median Family Income	2012-2016 State Median Family Income	2012-2016 Core Based Statistical Area (CBSA) Median Family Income	Metro/Non-Metro
West Virginia	54069001700						
West Virginia	54069001800						
West Virginia	54069001901						
West Virginia	54069002000						
West Virginia	54069002100						
West Virginia	54069002200						
West Virginia	54069002600						
West Virginia	54069002700						
West Virginia	54071970400						
West Virginia	54071970500						
West Virginia	54071970600						
West Virginia	54073962100						
West Virginia	54073962200						
West Virginia	54075960101						
West Virginia	54075960102						
West Virginia	54075960200						
West Virginia	54075960300						
West Virginia	54077963800						
West Virginia	54077963900						
West Virginia	54077964000						
West Virginia	54077964100						
West Virginia	54077964200						
West Virginia	54077964300						
West Virginia	54077964400						
West Virginia	54077964500						
West Virginia	54079020100						
West Virginia	54079020200						
West Virginia	54079020300						
West Virginia	54079020400						
West Virginia	54079020500						
West Virginia	54079020601						
West Virginia	54079020603						
West Virginia	54079020604						
West Virginia	54079020605						
West Virginia	54079020700						
West Virginia	54081000200						
West Virginia	54081000300						
West Virginia	54081000400						
West Virginia	54081000500						
West Virginia	54081000600						
West Virginia	54081000700						
West Virginia	54081000802						
West Virginia	54081000803						
West Virginia	54081000804						
West Virginia	54081000900						
West Virginia	54081001001						
West Virginia	54081001002						
West Virginia	54081001100						

AMERICAN OVERSIGHT

State	2012-2016 ACS LIC Tract	Enter "YES" Below to Nominate LIC	2012-2016 Tract Poverty Rate	2012-2016 Tract Median Family Income	2012-2016 State Median Family Income	2012-2016 Core Based Statistical Area (CBSA) Median Family Income	Metro/Non-Metro
West Virginia	54081001200						
West Virginia	54081001300						
West Virginia	54081001400						
West Virginia	54081001500						
West Virginia	54083965900						
West Virginia	54083966000						
West Virginia	54083966100						
West Virginia	54083966200						
West Virginia	54083966300						
West Virginia	54083966400						
West Virginia	54083966500						
West Virginia	54085962300						
West Virginia	54085962400						
West Virginia	54085962500						
West Virginia	54087962800						
West Virginia	54087962900						
West Virginia	54087963000						
West Virginia	54087963100						
West Virginia	54089000500						
West Virginia	54089000600						
West Virginia	54089000700						
West Virginia	54089000800						
West Virginia	54091964600						
West Virginia	54091964700						
West Virginia	54091964800						
West Virginia	54091964900						
West Virginia	54093965200						
West Virginia	54093965300						
West Virginia	54093965400						
West Virginia	54095961800						
West Virginia	54095961900						
West Virginia	54095962000						
West Virginia	54097966600						
West Virginia	54097966700						
West Virginia	54097966800						
West Virginia	54097966900						
West Virginia	54097967000						
West Virginia	54097967100						
West Virginia	54099005100						
West Virginia	54099005200						
West Virginia	54099020100						
West Virginia	54099020300						
West Virginia	54099020400						
West Virginia	54099020500						
West Virginia	54099020600						
West Virginia	54099020700						
West Virginia	54099020800						
West Virginia	54099020900						

AMERICAN OVERSIGHT

State	2012-2016 ACS LIC Tract	Enter "YES" Below to Nominate LIC	2012-2016 Tract Poverty Rate	2012-2016 Tract Median Family Income	2012-2016 State Median Family Income	2012-2016 Core Based Statistical Area (CBSA) Median Family Income	Metro/Non-Metro
West Virginia	54099021000						
West Virginia	54101970100						
West Virginia	54101970200						
West Virginia	54101970300						
West Virginia	54103004900						
West Virginia	54103030400						
West Virginia	54103030500						
West Virginia	54103030700						
West Virginia	54103030800						
West Virginia	54105030101						
West Virginia	54105030102						
West Virginia	54107000100						
West Virginia	54107000300						
West Virginia	54107000400						
West Virginia	54107000500						
West Virginia	54107000701						
West Virginia	54107000702						
West Virginia	54107000801						
West Virginia	54107000802						
West Virginia	54107000901						
West Virginia	54107000902						
West Virginia	54107000903						
West Virginia	54107010101						
West Virginia	54107010102						
West Virginia	54107010200						
West Virginia	54107010300						
West Virginia	54107010400						
West Virginia	54107010501						
West Virginia	54107010502						
West Virginia	54107010601						
West Virginia	54107010602						
West Virginia	54107010701						
West Virginia	54107010702						
West Virginia	54107010800						
West Virginia	54107010901						
West Virginia	54107010902						
West Virginia	54107011000						
West Virginia	54109002800						
West Virginia	54109002901						
West Virginia	54109002902						
West Virginia	54109003000						
West Virginia	54109003100						
West Virginia	54109003200						
Wisconsin	55001950100						
Wisconsin	55001950201						
Wisconsin	55001950202						
Wisconsin	55001950400						
Wisconsin	55001950501						

AMERICAN OVERSIGHT

State	2012-2016 ACS LIC Tract	Enter "YES" Below to Nominate LIC	2012-2016 Tract Poverty Rate	2012-2016 Tract Median Family Income	2012-2016 State Median Family Income	2012-2016 Core Based Statistical Area (CBSA) Median Family Income	Metro/Non-Metro
Wisconsin	55001950502						
Wisconsin	55001950700						
Wisconsin	55003940000						
Wisconsin	55003950300						
Wisconsin	55003950400						
Wisconsin	55003950500						
Wisconsin	55003950600						
Wisconsin	55003950700						
Wisconsin	55003950800						
Wisconsin	55003990000						
Wisconsin	55005000100						
Wisconsin	55005000200						
Wisconsin	55005000300						
Wisconsin	55005000400						
Wisconsin	55005000500						
Wisconsin	55005000600						
Wisconsin	55005000800						
Wisconsin	55005000900						
Wisconsin	55005001001						
Wisconsin	55005001002						
Wisconsin	55007960100						
Wisconsin	55007960200						
Wisconsin	55007960300						
Wisconsin	55007960400						
Wisconsin	55007960600						
Wisconsin	55007990000						
Wisconsin	55009000100						
Wisconsin	55009000200						
Wisconsin	55009000302						
Wisconsin	55009000303						
Wisconsin	55009000401						
Wisconsin	55009000402						
Wisconsin	55009000500						
Wisconsin	55009000600						
Wisconsin	55009000700						
Wisconsin	55009000800						
Wisconsin	55009000900						
Wisconsin	55009001000						
Wisconsin	55009001100						
Wisconsin	55009001200						
Wisconsin	55009001300						
Wisconsin	55009001400						
Wisconsin	55009001600						
Wisconsin	55009001701						
Wisconsin	55009001702						
Wisconsin	55009001801						
Wisconsin	55009001802						
Wisconsin	55009002001						

AMERICAN OVERSIGHT

State	2012-2016 ACS LIC Tract	Enter "YES" Below to Nominate LIC	2012-2016 Tract Poverty Rate	2012-2016 Tract Median Family Income	2012-2016 State Median Family Income	2012-2016 Core Based Statistical Area (CBSA) Median Family Income	Metro/Non-Metro
Wisconsin	55009002002						
Wisconsin	55009002003						
Wisconsin	55009010100						
Wisconsin	55009010201						
Wisconsin	55009010202						
Wisconsin	55009010300						
Wisconsin	55009020100						
Wisconsin	55009020203						
Wisconsin	55009020204						
Wisconsin	55009020502						
Wisconsin	55009020503						
Wisconsin	55009020504						
Wisconsin	55009020600						
Wisconsin	55009020702						
Wisconsin	55009020703						
Wisconsin	55009020704						
Wisconsin	55009020800						
Wisconsin	55009020900						
Wisconsin	55009021000						
Wisconsin	55009021100						
Wisconsin	55009021200						
Wisconsin	55009021301						
Wisconsin	55009021302						
Wisconsin	55009021303						
Wisconsin	55009021304						
Wisconsin	55009021400						
Wisconsin	55009021500						
Wisconsin	55009021600						
Wisconsin	55009940001						
Wisconsin	55009940002						
Wisconsin	55009940003						
Wisconsin	55009940004						
Wisconsin	55011960100						
Wisconsin	55011960200						
Wisconsin	55011960300						
Wisconsin	55011960400						
Wisconsin	55011960500						
Wisconsin	55013970400						
Wisconsin	55013970600						
Wisconsin	55013970700						
Wisconsin	55013970800						
Wisconsin	55013970900						
Wisconsin	55013971000						
Wisconsin	55015020100						
Wisconsin	55015020200						
Wisconsin	55015020303						
Wisconsin	55015020304						
Wisconsin	55015020306						

AMERICAN OVERSIGHT

State	2012-2016 ACS LIC Tract	Enter "YES" Below to Nominate LIC	2012-2016 Tract Poverty Rate	2012-2016 Tract Median Family Income	2012-2016 State Median Family Income	2012-2016 Core Based Statistical Area (CBSA) Median Family Income	Metro/Non-Metro
Wisconsin	55015020308						
Wisconsin	55015020400						
Wisconsin	55015020500						
Wisconsin	55015020600						
Wisconsin	55015020700						
Wisconsin	55015020800						
Wisconsin	55017010100						
Wisconsin	55017010200						
Wisconsin	55017010300						
Wisconsin	55017010400						
Wisconsin	55017010500						
Wisconsin	55017010700						
Wisconsin	55017010800						
Wisconsin	55017010900						
Wisconsin	55017011000						
Wisconsin	55017011100						
Wisconsin	55017011200						
Wisconsin	55019950100						
Wisconsin	55019950200						
Wisconsin	55019950300						
Wisconsin	55019950400						
Wisconsin	55019950500						
Wisconsin	55019950600						
Wisconsin	55019950700						
Wisconsin	55019950800						
Wisconsin	55021970100						
Wisconsin	55021970200						
Wisconsin	55021970300						
Wisconsin	55021970400						
Wisconsin	55021970500						
Wisconsin	55021970600						
Wisconsin	55021970700						
Wisconsin	55021970800						
Wisconsin	55021970900						
Wisconsin	55021971000						
Wisconsin	55021971100						
Wisconsin	55021971200						
Wisconsin	55023960100						
Wisconsin	55023960200						
Wisconsin	55023960300						
Wisconsin	55023960400						
Wisconsin	55023960500						
Wisconsin	55023960600						
Wisconsin	55025000100						
Wisconsin	55025000201						
Wisconsin	55025000202						
Wisconsin	55025000204						
Wisconsin	55025000205						

AMERICAN OVERSIGHT

State	2012-2016 ACS LIC Tract	Enter "YES" Below to Nominate LIC	2012-2016 Tract Poverty Rate	2012-2016 Tract Median Family Income	2012-2016 State Median Family Income	2012-2016 Core Based Statistical Area (CBSA) Median Family Income	Metro/Non-Metro
Wisconsin	55025000300						
Wisconsin	55025000401						
Wisconsin	55025000402						
Wisconsin	55025000405						
Wisconsin	55025000406						
Wisconsin	55025000407						
Wisconsin	55025000408						
Wisconsin	55025000501						
Wisconsin	55025000503						
Wisconsin	55025000504						
Wisconsin	55025000600						
Wisconsin	55025000700						
Wisconsin	55025000800						
Wisconsin	55025000901						
Wisconsin	55025000902						
Wisconsin	55025001000						
Wisconsin	55025001101						
Wisconsin	55025001102						
Wisconsin	55025001200						
Wisconsin	55025001300						
Wisconsin	55025001401						
Wisconsin	55025001402						
Wisconsin	55025001403						
Wisconsin	55025001501						
Wisconsin	55025001502						
Wisconsin	55025001603						
Wisconsin	55025001604						
Wisconsin	55025001605						
Wisconsin	55025001606						
Wisconsin	55025001704						
Wisconsin	55025001705						
Wisconsin	55025001802						
Wisconsin	55025001804						
Wisconsin	55025001900						
Wisconsin	55025002000						
Wisconsin	55025002100						
Wisconsin	55025002200						
Wisconsin	55025002301						
Wisconsin	55025002302						
Wisconsin	55025002401						
Wisconsin	55025002402						
Wisconsin	55025002500						
Wisconsin	55025002601						
Wisconsin	55025002602						
Wisconsin	55025002603						
Wisconsin	55025002700						
Wisconsin	55025002800						
Wisconsin	55025002900						

AMERICAN OVERSIGHT

State	2012-2016 ACS LIC Tract	Enter "YES" Below to Nominate LIC	2012-2016 Tract Poverty Rate	2012-2016 Tract Median Family Income	2012-2016 State Median Family Income	2012-2016 Core Based Statistical Area (CBSA) Median Family Income	Metro/Non-Metro
Wisconsin	55025003001						
Wisconsin	55025003002						
Wisconsin	55025003100						
Wisconsin	55025003200						
Wisconsin	55025010100						
Wisconsin	55025010200						
Wisconsin	55025010300						
Wisconsin	55025010400						
Wisconsin	55025010501						
Wisconsin	55025010502						
Wisconsin	55025010600						
Wisconsin	55025010701						
Wisconsin	55025010702						
Wisconsin	55025010800						
Wisconsin	55025010901						
Wisconsin	55025010903						
Wisconsin	55025010904						
Wisconsin	55025011000						
Wisconsin	55025011101						
Wisconsin	55025011102						
Wisconsin	55025011200						
Wisconsin	55025011301						
Wisconsin	55025011302						
Wisconsin	55025011401						
Wisconsin	55025011402						
Wisconsin	55025011503						
Wisconsin	55025011504						
Wisconsin	55025011505						
Wisconsin	55025011506						
Wisconsin	55025011600						
Wisconsin	55025011700						
Wisconsin	55025011800						
Wisconsin	55025011900						
Wisconsin	55025012001						
Wisconsin	55025012002						
Wisconsin	55025012100						
Wisconsin	55025012201						
Wisconsin	55025012202						
Wisconsin	55025012300						
Wisconsin	55025012400						
Wisconsin	55025012501						
Wisconsin	55025012502						
Wisconsin	55025012600						
Wisconsin	55025012700						
Wisconsin	55025012800						
Wisconsin	55025012900						
Wisconsin	55025013000						
Wisconsin	55025013100						

AMERICAN OVERSIGHT

State	2012-2016 ACS LIC Tract	Enter "YES" Below to Nominate LIC	2012-2016 Tract Poverty Rate	2012-2016 Tract Median Family Income	2012-2016 State Median Family Income	2012-2016 Core Based Statistical Area (CBSA) Median Family Income	Metro/Non-Metro
Wisconsin	55025013200						
Wisconsin	55025013301						
Wisconsin	55025013302						
Wisconsin	55025013700						
Wisconsin	55025991702						
Wisconsin	55025991703						
Wisconsin	55027960100						
Wisconsin	55027960200						
Wisconsin	55027960300						
Wisconsin	55027960400						
Wisconsin	55027960500						
Wisconsin	55027960600						
Wisconsin	55027960700						
Wisconsin	55027960800						
Wisconsin	55027960900						
Wisconsin	55027961000						
Wisconsin	55027961100						
Wisconsin	55027961200						
Wisconsin	55027961300						
Wisconsin	55027961400						
Wisconsin	55027961500						
Wisconsin	55027961600						
Wisconsin	55027961700						
Wisconsin	55027961800						
Wisconsin	55027961900						
Wisconsin	55027962000						
Wisconsin	55029100100						
Wisconsin	55029100300						
Wisconsin	55029100400						
Wisconsin	55029100500						
Wisconsin	55029100600						
Wisconsin	55029100700						
Wisconsin	55029100800						
Wisconsin	55029100900						
Wisconsin	55029101000						
Wisconsin	55029990000						
Wisconsin	55031020300						
Wisconsin	55031020400						
Wisconsin	55031020500						
Wisconsin	55031020600						
Wisconsin	55031020700						
Wisconsin	55031020800						
Wisconsin	55031020900						
Wisconsin	55031021000						
Wisconsin	55031021100						
Wisconsin	55031030100						
Wisconsin	55031030200						
Wisconsin	55031030300						

AMERICAN OVERSIGHT

State	2012-2016 ACS LIC Tract	Enter "YES" Below to Nominate LIC	2012-2016 Tract Poverty Rate	2012-2016 Tract Median Family Income	2012-2016 State Median Family Income	2012-2016 Core Based Statistical Area (CBSA) Median Family Income	Metro/Non-Metro
Wisconsin	55031990000						
Wisconsin	55033970100						
Wisconsin	55033970200						
Wisconsin	55033970300						
Wisconsin	55033970400						
Wisconsin	55033970500						
Wisconsin	55033970600						
Wisconsin	55033970700						
Wisconsin	55033970800						
Wisconsin	55035000100						
Wisconsin	55035000200						
Wisconsin	55035000301						
Wisconsin	55035000302						
Wisconsin	55035000400						
Wisconsin	55035000501						
Wisconsin	55035000502						
Wisconsin	55035000600						
Wisconsin	55035000700						
Wisconsin	55035000801						
Wisconsin	55035000802						
Wisconsin	55035000803						
Wisconsin	55035000900						
Wisconsin	55035001101						
Wisconsin	55035001200						
Wisconsin	55035001300						
Wisconsin	55035001400						
Wisconsin	55035001500						
Wisconsin	55035001600						
Wisconsin	55035001700						
Wisconsin	55037190100						
Wisconsin	55037190200						
Wisconsin	55039040100						
Wisconsin	55039040200						
Wisconsin	55039040300						
Wisconsin	55039040400						
Wisconsin	55039040500						
Wisconsin	55039040700						
Wisconsin	55039040800						
Wisconsin	55039040900						
Wisconsin	55039041000						
Wisconsin	55039041100						
Wisconsin	55039041300						
Wisconsin	55039041400						
Wisconsin	55039041500						
Wisconsin	55039041600						
Wisconsin	55039041700						
Wisconsin	55039041800						
Wisconsin	55039041900						

AMERICAN OVERSIGHT

State	2012-2016 ACS LIC Tract	Enter "YES" Below to Nominate LIC	2012-2016 Tract Poverty Rate	2012-2016 Tract Median Family Income	2012-2016 State Median Family Income	2012-2016 Core Based Statistical Area (CBSA) Median Family Income	Metro/Non-Metro
Wisconsin	55039042000						
Wisconsin	55039042100						
Wisconsin	55039042200						
Wisconsin	55041950100						
Wisconsin	55041950200						
Wisconsin	55041950300						
Wisconsin	55041950400						
Wisconsin	55043960100						
Wisconsin	55043960200						
Wisconsin	55043960300						
Wisconsin	55043960400						
Wisconsin	55043960500						
Wisconsin	55043960600						
Wisconsin	55043960700						
Wisconsin	55043960800						
Wisconsin	55043960900						
Wisconsin	55043961000						
Wisconsin	55043961100						
Wisconsin	55043961200						
Wisconsin	55045960100						
Wisconsin	55045960200						
Wisconsin	55045960300						
Wisconsin	55045960400						
Wisconsin	55045960500						
Wisconsin	55045960600						
Wisconsin	55045960700						
Wisconsin	55045960800						
Wisconsin	55047100100						
Wisconsin	55047100200						
Wisconsin	55047100300						
Wisconsin	55047100400						
Wisconsin	55047100500						
Wisconsin	55047100600						
Wisconsin	55049950100						
Wisconsin	55049950200						
Wisconsin	55049950300						
Wisconsin	55049950400						
Wisconsin	55049950500						
Wisconsin	55049950600						
Wisconsin	55051180100						
Wisconsin	55051180200						
Wisconsin	55051180300						
Wisconsin	55051990000						
Wisconsin	55053960100						
Wisconsin	55053960200						
Wisconsin	55053960300						
Wisconsin	55053960400						
Wisconsin	55053960500						

AMERICAN OVERSIGHT

State	2012-2016 ACS LIC Tract	Enter "YES" Below to Nominate LIC	2012-2016 Tract Poverty Rate	2012-2016 Tract Median Family Income	2012-2016 State Median Family Income	2012-2016 Core Based Statistical Area (CBSA) Median Family Income	Metro/Non-Metro
Wisconsin	55055100100						
Wisconsin	55055100200						
Wisconsin	55055100300						
Wisconsin	55055100400						
Wisconsin	55055100500						
Wisconsin	55055100601						
Wisconsin	55055100602						
Wisconsin	55055100700						
Wisconsin	55055100800						
Wisconsin	55055100900						
Wisconsin	55055101000						
Wisconsin	55055101100						
Wisconsin	55055101201						
Wisconsin	55055101202						
Wisconsin	55055101300						
Wisconsin	55055101400						
Wisconsin	55055101500						
Wisconsin	55055101600						
Wisconsin	55055101701						
Wisconsin	55055101702						
Wisconsin	55057100100						
Wisconsin	55057100200						
Wisconsin	55057100300						
Wisconsin	55057100400						
Wisconsin	55057100500						
Wisconsin	55057100600						
Wisconsin	55057100700						
Wisconsin	55059000100						
Wisconsin	55059000300						
Wisconsin	55059000400						
Wisconsin	55059000500						
Wisconsin	55059000601						
Wisconsin	55059000602						
Wisconsin	55059000700						
Wisconsin	55059000800						
Wisconsin	55059000900						
Wisconsin	55059001000						
Wisconsin	55059001100						
Wisconsin	55059001200						
Wisconsin	55059001300						
Wisconsin	55059001400						
Wisconsin	55059001500						
Wisconsin	55059001600						
Wisconsin	55059001700						
Wisconsin	55059001800						
Wisconsin	55059001900						
Wisconsin	55059002000						
Wisconsin	55059002100						

AMERICAN OVERSIGHT

State	2012-2016 ACS LIC Tract	Enter "YES" Below to Nominate LIC	2012-2016 Tract Poverty Rate	2012-2016 Tract Median Family Income	2012-2016 State Median Family Income	2012-2016 Core Based Statistical Area (CBSA) Median Family Income	Metro/Non-Metro
Wisconsin	55059002200						
Wisconsin	55059002300						
Wisconsin	55059002400						
Wisconsin	55059002500						
Wisconsin	55059002601						
Wisconsin	55059002602						
Wisconsin	55059002700						
Wisconsin	55059002800						
Wisconsin	55059002903						
Wisconsin	55059002904						
Wisconsin	55059002905						
Wisconsin	55059002906						
Wisconsin	55059003001						
Wisconsin	55059003002						
Wisconsin	55059990000						
Wisconsin	55061960100						
Wisconsin	55061960200						
Wisconsin	55061960400						
Wisconsin	55061960500						
Wisconsin	55061990000						
Wisconsin	55063000100						
Wisconsin	55063000200						
Wisconsin	55063000300						
Wisconsin	55063000400						
Wisconsin	55063000500						
Wisconsin	55063000600						
Wisconsin	55063000700						
Wisconsin	55063000800						
Wisconsin	55063000900						
Wisconsin	55063001000						
Wisconsin	55063001101						
Wisconsin	55063001102						
Wisconsin	55063001200						
Wisconsin	55063010101						
Wisconsin	55063010102						
Wisconsin	55063010201						
Wisconsin	55063010202						
Wisconsin	55063010203						
Wisconsin	55063010300						
Wisconsin	55063010401						
Wisconsin	55063010402						
Wisconsin	55063010500						
Wisconsin	55063010600						
Wisconsin	55063010700						
Wisconsin	55063010800						
Wisconsin	55065970100						
Wisconsin	55065970200						
Wisconsin	55065970300						

AMERICAN OVERSIGHT

State	2012-2016 ACS LIC Tract	Enter "YES" Below to Nominate LIC	2012-2016 Tract Poverty Rate	2012-2016 Tract Median Family Income	2012-2016 State Median Family Income	2012-2016 Core Based Statistical Area (CBSA) Median Family Income	Metro/Non-Metro
Wisconsin	55065970400						
Wisconsin	55065970500						
Wisconsin	55067960100						
Wisconsin	55067960300						
Wisconsin	55067960400						
Wisconsin	55067960500						
Wisconsin	55067960600						
Wisconsin	55067960700						
Wisconsin	55069960100						
Wisconsin	55069960200						
Wisconsin	55069960300						
Wisconsin	55069960400						
Wisconsin	55069960500						
Wisconsin	55069960600						
Wisconsin	55069960700						
Wisconsin	55069960800						
Wisconsin	55069960900						
Wisconsin	55069961000						
Wisconsin	55071000100						
Wisconsin	55071000200						
Wisconsin	55071000300						
Wisconsin	55071000400						
Wisconsin	55071000500						
Wisconsin	55071000600						
Wisconsin	55071000700						
Wisconsin	55071000800						
Wisconsin	55071005100						
Wisconsin	55071005200						
Wisconsin	55071005300						
Wisconsin	55071005400						
Wisconsin	55071010100						
Wisconsin	55071010200						
Wisconsin	55071010300						
Wisconsin	55071010400						
Wisconsin	55071010500						
Wisconsin	55071010600						
Wisconsin	55071010700						
Wisconsin	55071990000						
Wisconsin	55073000100						
Wisconsin	55073000200						
Wisconsin	55073000300						
Wisconsin	55073000400						
Wisconsin	55073000500						
Wisconsin	55073000601						
Wisconsin	55073000602						
Wisconsin	55073000700						
Wisconsin	55073000800						
Wisconsin	55073000900						

AMERICAN OVERSIGHT

State	2012-2016 ACS LIC Tract	Enter "YES" Below to Nominate LIC	2012-2016 Tract Poverty Rate	2012-2016 Tract Median Family Income	2012-2016 State Median Family Income	2012-2016 Core Based Statistical Area (CBSA) Median Family Income	Metro/Non-Metro
Wisconsin	55073001000						
Wisconsin	55073001102						
Wisconsin	55073001103						
Wisconsin	55073001104						
Wisconsin	55073001201						
Wisconsin	55073001202						
Wisconsin	55073001300						
Wisconsin	55073001400						
Wisconsin	55073001500						
Wisconsin	55073001600						
Wisconsin	55073001700						
Wisconsin	55073001800						
Wisconsin	55073001900						
Wisconsin	55073002000						
Wisconsin	55073002100						
Wisconsin	55073002200						
Wisconsin	55073002300						
Wisconsin	55075960100						
Wisconsin	55075960200						
Wisconsin	55075960600						
Wisconsin	55075960700						
Wisconsin	55075960800						
Wisconsin	55075960900						
Wisconsin	55075961000						
Wisconsin	55075961100						
Wisconsin	55075961200						
Wisconsin	55075961300						
Wisconsin	55075961400						
Wisconsin	55075961500						
Wisconsin	55075990000						
Wisconsin	55077960100						
Wisconsin	55077960200						
Wisconsin	55077960300						
Wisconsin	55077960400						
Wisconsin	55077960500						
Wisconsin	55078940101						
Wisconsin	55078940102						
Wisconsin	55079000101						
Wisconsin	55079000102						
Wisconsin	55079000201						
Wisconsin	55079000202						
Wisconsin	55079000301						
Wisconsin	55079000302						
Wisconsin	55079000303						
Wisconsin	55079000304						
Wisconsin	55079000400						
Wisconsin	55079000501						
Wisconsin	55079000502						

AMERICAN OVERSIGHT

State	2012-2016 ACS LIC Tract	Enter "YES" Below to Nominate LIC	2012-2016 Tract Poverty Rate	2012-2016 Tract Median Family Income	2012-2016 State Median Family Income	2012-2016 Core Based Statistical Area (CBSA) Median Family Income	Metro/Non-Metro
Wisconsin	55079000600						
Wisconsin	55079000700						
Wisconsin	55079000800						
Wisconsin	55079000900						
Wisconsin	55079001000						
Wisconsin	55079001100						
Wisconsin	55079001200						
Wisconsin	55079001300						
Wisconsin	55079001400						
Wisconsin	55079001500						
Wisconsin	55079001600						
Wisconsin	55079001700						
Wisconsin	55079001800						
Wisconsin	55079001900						
Wisconsin	55079002000						
Wisconsin	55079002100						
Wisconsin	55079002200						
Wisconsin	55079002300						
Wisconsin	55079002400						
Wisconsin	55079002500						
Wisconsin	55079002600						
Wisconsin	55079002700						
Wisconsin	55079002800						
Wisconsin	55079002900						
Wisconsin	55079003000						
Wisconsin	55079003100						
Wisconsin	55079003200						
Wisconsin	55079003300						
Wisconsin	55079003400						
Wisconsin	55079003500						
Wisconsin	55079003600						
Wisconsin	55079003700						
Wisconsin	55079003800						
Wisconsin	55079003900						
Wisconsin	55079004000						
Wisconsin	55079004100						
Wisconsin	55079004200						
Wisconsin	55079004300						
Wisconsin	55079004400						
Wisconsin	55079004500						
Wisconsin	55079004600						
Wisconsin	55079004700						
Wisconsin	55079004800						
Wisconsin	55079004900						
Wisconsin	55079005000						
Wisconsin	55079005100						
Wisconsin	55079005200						
Wisconsin	55079005300						

AMERICAN OVERSIGHT

State	2012-2016 ACS LIC Tract	Enter "YES" Below to Nominate LIC	2012-2016 Tract Poverty Rate	2012-2016 Tract Median Family Income	2012-2016 State Median Family Income	2012-2016 Core Based Statistical Area (CBSA) Median Family Income	Metro/Non-Metro
Wisconsin	55079005400						
Wisconsin	55079005500						
Wisconsin	55079005600						
Wisconsin	55079005700						
Wisconsin	55079005800						
Wisconsin	55079005900						
Wisconsin	55079006000						
Wisconsin	55079006100						
Wisconsin	55079006200						
Wisconsin	55079006300						
Wisconsin	55079006400						
Wisconsin	55079006500						
Wisconsin	55079006600						
Wisconsin	55079006700						
Wisconsin	55079006800						
Wisconsin	55079006900						
Wisconsin	55079007000						
Wisconsin	55079007100						
Wisconsin	55079007200						
Wisconsin	55079007300						
Wisconsin	55079007400						
Wisconsin	55079007500						
Wisconsin	55079007600						
Wisconsin	55079007700						
Wisconsin	55079007800						
Wisconsin	55079007900						
Wisconsin	55079008000						
Wisconsin	55079008100						
Wisconsin	55079008400						
Wisconsin	55079008500						
Wisconsin	55079008600						
Wisconsin	55079008700						
Wisconsin	55079008800						
Wisconsin	55079008900						
Wisconsin	55079009000						
Wisconsin	55079009100						
Wisconsin	55079009200						
Wisconsin	55079009300						
Wisconsin	55079009400						
Wisconsin	55079009500						
Wisconsin	55079009600						
Wisconsin	55079009700						
Wisconsin	55079009800						
Wisconsin	55079009900						
Wisconsin	55079010600						
Wisconsin	55079010700						
Wisconsin	55079010800						
Wisconsin	55079011000						

AMERICAN OVERSIGHT

State	2012-2016 ACS LIC Tract	Enter "YES" Below to Nominate LIC	2012-2016 Tract Poverty Rate	2012-2016 Tract Median Family Income	2012-2016 State Median Family Income	2012-2016 Core Based Statistical Area (CBSA) Median Family Income	Metro/Non-Metro
Wisconsin	55079011100						
Wisconsin	55079011200						
Wisconsin	55079011300						
Wisconsin	55079011400						
Wisconsin	55079012200						
Wisconsin	55079012300						
Wisconsin	55079012400						
Wisconsin	55079012500						
Wisconsin	55079012600						
Wisconsin	55079012700						
Wisconsin	55079012800						
Wisconsin	55079012900						
Wisconsin	55079013000						
Wisconsin	55079013300						
Wisconsin	55079013400						
Wisconsin	55079013500						
Wisconsin	55079013600						
Wisconsin	55079013700						
Wisconsin	55079014100						
Wisconsin	55079014300						
Wisconsin	55079014400						
Wisconsin	55079014600						
Wisconsin	55079014700						
Wisconsin	55079014800						
Wisconsin	55079014900						
Wisconsin	55079015700						
Wisconsin	55079015800						
Wisconsin	55079015900						
Wisconsin	55079016000						
Wisconsin	55079016100						
Wisconsin	55079016200						
Wisconsin	55079016300						
Wisconsin	55079016400						
Wisconsin	55079016500						
Wisconsin	55079016600						
Wisconsin	55079016700						
Wisconsin	55079016800						
Wisconsin	55079016900						
Wisconsin	55079017000						
Wisconsin	55079017100						
Wisconsin	55079017200						
Wisconsin	55079017300						
Wisconsin	55079017400						
Wisconsin	55079017500						
Wisconsin	55079017600						
Wisconsin	55079017900						
Wisconsin	55079018000						
Wisconsin	55079018100						

AMERICAN OVERSIGHT

State	2012-2016 ACS LIC Tract	Enter "YES" Below to Nominate LIC	2012-2016 Tract Poverty Rate	2012-2016 Tract Median Family Income	2012-2016 State Median Family Income	2012-2016 Core Based Statistical Area (CBSA) Median Family Income	Metro/Non-Metro
Wisconsin	55079018200						
Wisconsin	55079018300						
Wisconsin	55079018400						
Wisconsin	55079018500						
Wisconsin	55079018600						
Wisconsin	55079018700						
Wisconsin	55079018800						
Wisconsin	55079018900						
Wisconsin	55079019000						
Wisconsin	55079019100						
Wisconsin	55079019200						
Wisconsin	55079019300						
Wisconsin	55079019400						
Wisconsin	55079019500						
Wisconsin	55079019600						
Wisconsin	55079019700						
Wisconsin	55079019800						
Wisconsin	55079019900						
Wisconsin	55079020000						
Wisconsin	55079020100						
Wisconsin	55079020200						
Wisconsin	55079020300						
Wisconsin	55079020400						
Wisconsin	55079020500						
Wisconsin	55079020600						
Wisconsin	55079020700						
Wisconsin	55079020800						
Wisconsin	55079020900						
Wisconsin	55079021000						
Wisconsin	55079021100						
Wisconsin	55079021200						
Wisconsin	55079021300						
Wisconsin	55079021400						
Wisconsin	55079021500						
Wisconsin	55079021600						
Wisconsin	55079021700						
Wisconsin	55079021800						
Wisconsin	55079030100						
Wisconsin	55079035100						
Wisconsin	55079035200						
Wisconsin	55079040100						
Wisconsin	55079050101						
Wisconsin	55079050102						
Wisconsin	55079060101						
Wisconsin	55079060102						
Wisconsin	55079060200						
Wisconsin	55079070100						
Wisconsin	55079070200						

AMERICAN OVERSIGHT

State	2012-2016 ACS LIC Tract	Enter "YES" Below to Nominate LIC	2012-2016 Tract Poverty Rate	2012-2016 Tract Median Family Income	2012-2016 State Median Family Income	2012-2016 Core Based Statistical Area (CBSA) Median Family Income	Metro/Non-Metro
Wisconsin	55079070300						
Wisconsin	55079080100						
Wisconsin	55079080200						
Wisconsin	55079080300						
Wisconsin	55079080400						
Wisconsin	55079090100						
Wisconsin	55079090200						
Wisconsin	55079090300						
Wisconsin	55079090600						
Wisconsin	55079090700						
Wisconsin	55079090800						
Wisconsin	55079090900						
Wisconsin	55079091000						
Wisconsin	55079091100						
Wisconsin	55079091200						
Wisconsin	55079091300						
Wisconsin	55079091400						
Wisconsin	55079100100						
Wisconsin	55079100200						
Wisconsin	55079100300						
Wisconsin	55079100400						
Wisconsin	55079100500						
Wisconsin	55079100600						
Wisconsin	55079100700						
Wisconsin	55079100800						
Wisconsin	55079100900						
Wisconsin	55079101000						
Wisconsin	55079101100						
Wisconsin	55079101200						
Wisconsin	55079101300						
Wisconsin	55079101400						
Wisconsin	55079101500						
Wisconsin	55079101600						
Wisconsin	55079101700						
Wisconsin	55079101800						
Wisconsin	55079110100						
Wisconsin	55079120101						
Wisconsin	55079120102						
Wisconsin	55079120201						
Wisconsin	55079120202						
Wisconsin	55079120203						
Wisconsin	55079120300						
Wisconsin	55079120400						
Wisconsin	55079120501						
Wisconsin	55079120502						
Wisconsin	55079130100						
Wisconsin	55079130200						
Wisconsin	55079140100						

AMERICAN OVERSIGHT

State	2012-2016 ACS LIC Tract	Enter "YES" Below to Nominate LIC	2012-2016 Tract Poverty Rate	2012-2016 Tract Median Family Income	2012-2016 State Median Family Income	2012-2016 Core Based Statistical Area (CBSA) Median Family Income	Metro/Non-Metro
Wisconsin	55079140201						
Wisconsin	55079140202						
Wisconsin	55079150100						
Wisconsin	55079150301						
Wisconsin	55079150303						
Wisconsin	55079150304						
Wisconsin	55079160100						
Wisconsin	55079160202						
Wisconsin	55079160203						
Wisconsin	55079160204						
Wisconsin	55079160300						
Wisconsin	55079170100						
Wisconsin	55079170200						
Wisconsin	55079170300						
Wisconsin	55079170400						
Wisconsin	55079170500						
Wisconsin	55079170600						
Wisconsin	55079170700						
Wisconsin	55079180100						
Wisconsin	55079180200						
Wisconsin	55079180300						
Wisconsin	55079180400						
Wisconsin	55079180500						
Wisconsin	55079185100						
Wisconsin	55079185200						
Wisconsin	55079185300						
Wisconsin	55079185400						
Wisconsin	55079185500						
Wisconsin	55079185600						
Wisconsin	55079185700						
Wisconsin	55079185800						
Wisconsin	55079185900						
Wisconsin	55079186000						
Wisconsin	55079186100						
Wisconsin	55079186200						
Wisconsin	55079186300						
Wisconsin	55079186400						
Wisconsin	55079186500						
Wisconsin	55079186600						
Wisconsin	55079186800						
Wisconsin	55079186900						
Wisconsin	55079187000						
Wisconsin	55079187200						
Wisconsin	55079187300						
Wisconsin	55079187400						
Wisconsin	55079980000						
Wisconsin	55079990000						
Wisconsin	55081950100						

AMERICAN OVERSIGHT

State	2012-2016 ACS LIC Tract	Enter "YES" Below to Nominate LIC	2012-2016 Tract Poverty Rate	2012-2016 Tract Median Family Income	2012-2016 State Median Family Income	2012-2016 Core Based Statistical Area (CBSA) Median Family Income	Metro/Non-Metro
Wisconsin	55081950200						
Wisconsin	55081950300						
Wisconsin	55081950400						
Wisconsin	55081950500						
Wisconsin	55081950600						
Wisconsin	55081950700						
Wisconsin	55081950800						
Wisconsin	55081950900						
Wisconsin	55083100300						
Wisconsin	55083100500						
Wisconsin	55083100600						
Wisconsin	55083100700						
Wisconsin	55083100800						
Wisconsin	55083100900						
Wisconsin	55083101000						
Wisconsin	55083101100						
Wisconsin	55083101200						
Wisconsin	55083101300						
Wisconsin	55083990000						
Wisconsin	55085970101						
Wisconsin	55085970102						
Wisconsin	55085970400						
Wisconsin	55085970500						
Wisconsin	55085970601						
Wisconsin	55085970602						
Wisconsin	55085970800						
Wisconsin	55085970900						
Wisconsin	55085971001						
Wisconsin	55085971002						
Wisconsin	55085971100						
Wisconsin	55085971300						
Wisconsin	55085971400						
Wisconsin	55085971500						
Wisconsin	55087010100						
Wisconsin	55087010200						
Wisconsin	55087010300						
Wisconsin	55087010500						
Wisconsin	55087010601						
Wisconsin	55087010602						
Wisconsin	55087010700						
Wisconsin	55087010800						
Wisconsin	55087010900						
Wisconsin	55087011000						
Wisconsin	55087011101						
Wisconsin	55087011102						
Wisconsin	55087011200						
Wisconsin	55087011300						
Wisconsin	55087011400						

AMERICAN OVERSIGHT

State	2012-2016 ACS LIC Tract	Enter "YES" Below to Nominate LIC	2012-2016 Tract Poverty Rate	2012-2016 Tract Median Family Income	2012-2016 State Median Family Income	2012-2016 Core Based Statistical Area (CBSA) Median Family Income	Metro/Non-Metro
Wisconsin	55087011501						
Wisconsin	55087011502						
Wisconsin	55087011600						
Wisconsin	55087011700						
Wisconsin	55087011800						
Wisconsin	55087011900						
Wisconsin	55087012000						
Wisconsin	55087012100						
Wisconsin	55087012200						
Wisconsin	55087012300						
Wisconsin	55087012400						
Wisconsin	55087012503						
Wisconsin	55087012504						
Wisconsin	55087012505						
Wisconsin	55087012506						
Wisconsin	55087012601						
Wisconsin	55087012602						
Wisconsin	55087012700						
Wisconsin	55087012800						
Wisconsin	55087012901						
Wisconsin	55087012902						
Wisconsin	55087013100						
Wisconsin	55087013200						
Wisconsin	55087013300						
Wisconsin	55087940000						
Wisconsin	55089610101						
Wisconsin	55089610102						
Wisconsin	55089620100						
Wisconsin	55089630100						
Wisconsin	55089630201						
Wisconsin	55089630202						
Wisconsin	55089640100						
Wisconsin	55089640200						
Wisconsin	55089650101						
Wisconsin	55089650102						
Wisconsin	55089650200						
Wisconsin	55089650300						
Wisconsin	55089660100						
Wisconsin	55089660201						
Wisconsin	55089660202						
Wisconsin	55089660301						
Wisconsin	55089660303						
Wisconsin	55089660304						
Wisconsin	55089990000						
Wisconsin	55091950100						
Wisconsin	55091950200						
Wisconsin	55093960100						
Wisconsin	55093960200						

AMERICAN OVERSIGHT

State	2012-2016 ACS LIC Tract	Enter "YES" Below to Nominate LIC	2012-2016 Tract Poverty Rate	2012-2016 Tract Median Family Income	2012-2016 State Median Family Income	2012-2016 Core Based Statistical Area (CBSA) Median Family Income	Metro/Non-Metro
Wisconsin	55093960300						
Wisconsin	55093960400						
Wisconsin	55093960500						
Wisconsin	55093960600						
Wisconsin	55093960700						
Wisconsin	55093960800						
Wisconsin	55095960100						
Wisconsin	55095960200						
Wisconsin	55095960300						
Wisconsin	55095960500						
Wisconsin	55095960600						
Wisconsin	55095960700						
Wisconsin	55095960800						
Wisconsin	55095960900						
Wisconsin	55095961000						
Wisconsin	55095961100						
Wisconsin	55097960100						
Wisconsin	55097960200						
Wisconsin	55097960300						
Wisconsin	55097960400						
Wisconsin	55097960500						
Wisconsin	55097960600						
Wisconsin	55097960701						
Wisconsin	55097960702						
Wisconsin	55097960800						
Wisconsin	55097960900						
Wisconsin	55097961000						
Wisconsin	55097961100						
Wisconsin	55097961200						
Wisconsin	55097961300						
Wisconsin	55099970100						
Wisconsin	55099970200						
Wisconsin	55099970400						
Wisconsin	55099970500						
Wisconsin	55099970600						
Wisconsin	55099970700						
Wisconsin	55101000100						
Wisconsin	55101000200						
Wisconsin	55101000300						
Wisconsin	55101000400						
Wisconsin	55101000500						
Wisconsin	55101000600						
Wisconsin	55101000700						
Wisconsin	55101000800						
Wisconsin	55101000901						
Wisconsin	55101000903						
Wisconsin	55101000904						
Wisconsin	55101001001						

AMERICAN OVERSIGHT

State	2012-2016 ACS LIC Tract	Enter "YES" Below to Nominate LIC	2012-2016 Tract Poverty Rate	2012-2016 Tract Median Family Income	2012-2016 State Median Family Income	2012-2016 Core Based Statistical Area (CBSA) Median Family Income	Metro/Non-Metro
Wisconsin	55101001002						
Wisconsin	55101001003						
Wisconsin	55101001100						
Wisconsin	55101001201						
Wisconsin	55101001202						
Wisconsin	55101001301						
Wisconsin	55101001302						
Wisconsin	55101001400						
Wisconsin	55101001501						
Wisconsin	55101001502						
Wisconsin	55101001504						
Wisconsin	55101001505						
Wisconsin	55101001601						
Wisconsin	55101001602						
Wisconsin	55101001701						
Wisconsin	55101001702						
Wisconsin	55101001703						
Wisconsin	55101001705						
Wisconsin	55101001706						
Wisconsin	55101001801						
Wisconsin	55101001802						
Wisconsin	55101001900						
Wisconsin	55101002001						
Wisconsin	55101002002						
Wisconsin	55101002100						
Wisconsin	55101002401						
Wisconsin	55101002402						
Wisconsin	55101002600						
Wisconsin	55101002701						
Wisconsin	55101002702						
Wisconsin	55101002800						
Wisconsin	55101980000						
Wisconsin	55101990000						
Wisconsin	55103970100						
Wisconsin	55103970200						
Wisconsin	55103970300						
Wisconsin	55103970400						
Wisconsin	55103970500						
Wisconsin	55105000100						
Wisconsin	55105000200						
Wisconsin	55105000300						
Wisconsin	55105000400						
Wisconsin	55105000500						
Wisconsin	55105000600						
Wisconsin	55105000700						
Wisconsin	55105000800						
Wisconsin	55105000900						
Wisconsin	55105001000						

AMERICAN OVERSIGHT

State	2012-2016 ACS LIC Tract	Enter "YES" Below to Nominate LIC	2012-2016 Tract Poverty Rate	2012-2016 Tract Median Family Income	2012-2016 State Median Family Income	2012-2016 Core Based Statistical Area (CBSA) Median Family Income	Metro/Non-Metro
Wisconsin	55105001100						
Wisconsin	55105001201						
Wisconsin	55105001202						
Wisconsin	55105001302						
Wisconsin	55105001303						
Wisconsin	55105001304						
Wisconsin	55105001400						
Wisconsin	55105001500						
Wisconsin	55105001600						
Wisconsin	55105001700						
Wisconsin	55105001800						
Wisconsin	55105001900						
Wisconsin	55105002000						
Wisconsin	55105002100						
Wisconsin	55105002200						
Wisconsin	55105002300						
Wisconsin	55105002400						
Wisconsin	55105002500						
Wisconsin	55105002601						
Wisconsin	55105002602						
Wisconsin	55105002700						
Wisconsin	55105002800						
Wisconsin	55105002900						
Wisconsin	55105003001						
Wisconsin	55105003002						
Wisconsin	55105003100						
Wisconsin	55105003200						
Wisconsin	55105003300						
Wisconsin	55107960100						
Wisconsin	55107960200						
Wisconsin	55107960300						
Wisconsin	55107960400						
Wisconsin	55107960500						
Wisconsin	55109120100						
Wisconsin	55109120201						
Wisconsin	55109120202						
Wisconsin	55109120300						
Wisconsin	55109120400						
Wisconsin	55109120501						
Wisconsin	55109120502						
Wisconsin	55109120600						
Wisconsin	55109120700						
Wisconsin	55109120800						
Wisconsin	55109120901						
Wisconsin	55109120903						
Wisconsin	55109120904						
Wisconsin	55109121000						
Wisconsin	55111000100						

AMERICAN OVERSIGHT

State	2012-2016 ACS LIC Tract	Enter "YES" Below to Nominate LIC	2012-2016 Tract Poverty Rate	2012-2016 Tract Median Family Income	2012-2016 State Median Family Income	2012-2016 Core Based Statistical Area (CBSA) Median Family Income	Metro/Non-Metro
Wisconsin	55111000200						
Wisconsin	55111000300						
Wisconsin	55111000401						
Wisconsin	55111000402						
Wisconsin	55111000500						
Wisconsin	55111000600						
Wisconsin	55111000700						
Wisconsin	55111000800						
Wisconsin	55111000900						
Wisconsin	55111001001						
Wisconsin	55111001002						
Wisconsin	55111001100						
Wisconsin	55113100300						
Wisconsin	55113100400						
Wisconsin	55113100500						
Wisconsin	55113100700						
Wisconsin	55113100800						
Wisconsin	55113940000						
Wisconsin	55115100100						
Wisconsin	55115100200						
Wisconsin	55115100300						
Wisconsin	55115100400						
Wisconsin	55115100500						
Wisconsin	55115100600						
Wisconsin	55115100700						
Wisconsin	55115100800						
Wisconsin	55115100900						
Wisconsin	55115101000						
Wisconsin	55115101100						
Wisconsin	55117000100						
Wisconsin	55117000201						
Wisconsin	55117000202						
Wisconsin	55117000300						
Wisconsin	55117000400						
Wisconsin	55117000500						
Wisconsin	55117000800						
Wisconsin	55117000900						
Wisconsin	55117001000						
Wisconsin	55117001100						
Wisconsin	55117010100						
Wisconsin	55117010200						
Wisconsin	55117010300						
Wisconsin	55117010400						
Wisconsin	55117010501						
Wisconsin	55117010502						
Wisconsin	55117010601						
Wisconsin	55117010602						
Wisconsin	55117010700						

AMERICAN OVERSIGHT

State	2012-2016 ACS LIC Tract	Enter "YES" Below to Nominate LIC	2012-2016 Tract Poverty Rate	2012-2016 Tract Median Family Income	2012-2016 State Median Family Income	2012-2016 Core Based Statistical Area (CBSA) Median Family Income	Metro/Non-Metro
Wisconsin	55117010800						
Wisconsin	55117010900						
Wisconsin	55117011000						
Wisconsin	55117011100						
Wisconsin	55117011200						
Wisconsin	55117011300						
Wisconsin	55117011400						
Wisconsin	55117990000						
Wisconsin	55119960100						
Wisconsin	55119960200						
Wisconsin	55119960300						
Wisconsin	55119960400						
Wisconsin	55119960500						
Wisconsin	55119960600						
Wisconsin	55121100100						
Wisconsin	55121100200						
Wisconsin	55121100300						
Wisconsin	55121100400						
Wisconsin	55121100500						
Wisconsin	55121100600						
Wisconsin	55121100700						
Wisconsin	55121100800						
Wisconsin	55123960100						
Wisconsin	55123960200						
Wisconsin	55123960300						
Wisconsin	55123960400						
Wisconsin	55123960500						
Wisconsin	55123960600						
Wisconsin	55123960700						
Wisconsin	55125940000						
Wisconsin	55125950200						
Wisconsin	55125950500						
Wisconsin	55125950600						
Wisconsin	55125950700						
Wisconsin	55127000101						
Wisconsin	55127000102						
Wisconsin	55127000200						
Wisconsin	55127000301						
Wisconsin	55127000302						
Wisconsin	55127000400						
Wisconsin	55127000501						
Wisconsin	55127000502						
Wisconsin	55127000600						
Wisconsin	55127000701						
Wisconsin	55127000702						
Wisconsin	55127000800						
Wisconsin	55127000901						
Wisconsin	55127000902						

AMERICAN OVERSIGHT

State	2012-2016 ACS LIC Tract	Enter "YES" Below to Nominate LIC	2012-2016 Tract Poverty Rate	2012-2016 Tract Median Family Income	2012-2016 State Median Family Income	2012-2016 Core Based Statistical Area (CBSA) Median Family Income	Metro/Non-Metro
Wisconsin	55127001000						
Wisconsin	55127001501						
Wisconsin	55127001502						
Wisconsin	55127001602						
Wisconsin	55127001603						
Wisconsin	55127001604						
Wisconsin	55127001701						
Wisconsin	55127001702						
Wisconsin	55129950100						
Wisconsin	55129950200						
Wisconsin	55129950300						
Wisconsin	55129950500						
Wisconsin	55129950600						
Wisconsin	55131400102						
Wisconsin	55131400103						
Wisconsin	55131400104						
Wisconsin	55131410100						
Wisconsin	55131420103						
Wisconsin	55131420104						
Wisconsin	55131420105						
Wisconsin	55131420106						
Wisconsin	55131420200						
Wisconsin	55131420300						
Wisconsin	55131420401						
Wisconsin	55131420402						
Wisconsin	55131430100						
Wisconsin	55131440103						
Wisconsin	55131440104						
Wisconsin	55131440105						
Wisconsin	55131440106						
Wisconsin	55131440200						
Wisconsin	55131450103						
Wisconsin	55131450104						
Wisconsin	55131450105						
Wisconsin	55131450106						
Wisconsin	55131460101						
Wisconsin	55131460102						
Wisconsin	55131470100						
Wisconsin	55131470202						
Wisconsin	55131470203						
Wisconsin	55131470204						
Wisconsin	55133200101						
Wisconsin	55133200102						
Wisconsin	55133200103						
Wisconsin	55133200201						
Wisconsin	55133200202						
Wisconsin	55133200300						
Wisconsin	55133200400						

AMERICAN OVERSIGHT

State	2012-2016 ACS LIC Tract	Enter "YES" Below to Nominate LIC	2012-2016 Tract Poverty Rate	2012-2016 Tract Median Family Income	2012-2016 State Median Family Income	2012-2016 Core Based Statistical Area (CBSA) Median Family Income	Metro/Non-Metro
Wisconsin	55133200500						
Wisconsin	55133200600						
Wisconsin	55133200700						
Wisconsin	55133200801						
Wisconsin	55133200803						
Wisconsin	55133200804						
Wisconsin	55133200901						
Wisconsin	55133200902						
Wisconsin	55133201000						
Wisconsin	55133201101						
Wisconsin	55133201102						
Wisconsin	55133201201						
Wisconsin	55133201202						
Wisconsin	55133201203						
Wisconsin	55133201300						
Wisconsin	55133201402						
Wisconsin	55133201403						
Wisconsin	55133201404						
Wisconsin	55133201503						
Wisconsin	55133201504						
Wisconsin	55133201505						
Wisconsin	55133201506						
Wisconsin	55133201600						
Wisconsin	55133201701						
Wisconsin	55133201703						
Wisconsin	55133201704						
Wisconsin	55133201800						
Wisconsin	55133201900						
Wisconsin	55133202001						
Wisconsin	55133202002						
Wisconsin	55133202101						
Wisconsin	55133202102						
Wisconsin	55133202103						
Wisconsin	55133202201						
Wisconsin	55133202202						
Wisconsin	55133202301						
Wisconsin	55133202302						
Wisconsin	55133202400						
Wisconsin	55133202500						
Wisconsin	55133202600						
Wisconsin	55133202700						
Wisconsin	55133202800						
Wisconsin	55133202901						
Wisconsin	55133202902						
Wisconsin	55133203000						
Wisconsin	55133203101						
Wisconsin	55133203102						
Wisconsin	55133203103						

AMERICAN OVERSIGHT

State	2012-2016 ACS LIC Tract	Enter "YES" Below to Nominate LIC	2012-2016 Tract Poverty Rate	2012-2016 Tract Median Family Income	2012-2016 State Median Family Income	2012-2016 Core Based Statistical Area (CBSA) Median Family Income	Metro/Non-Metro
Wisconsin	55133203200						
Wisconsin	55133203303						
Wisconsin	55133203304						
Wisconsin	55133203305						
Wisconsin	55133203306						
Wisconsin	55133203402						
Wisconsin	55133203403						
Wisconsin	55133203404						
Wisconsin	55133203405						
Wisconsin	55133203406						
Wisconsin	55133203500						
Wisconsin	55133203601						
Wisconsin	55133203602						
Wisconsin	55133203702						
Wisconsin	55133203703						
Wisconsin	55133203704						
Wisconsin	55133203802						
Wisconsin	55133203803						
Wisconsin	55133203804						
Wisconsin	55133203901						
Wisconsin	55133203902						
Wisconsin	55133204002						
Wisconsin	55133204003						
Wisconsin	55133204004						
Wisconsin	55133204100						
Wisconsin	55133204200						
Wisconsin	55133204301						
Wisconsin	55133204302						
Wisconsin	55133204400						
Wisconsin	55133204501						
Wisconsin	55133204502						
Wisconsin	55135100100						
Wisconsin	55135100200						
Wisconsin	55135100300						
Wisconsin	55135100400						
Wisconsin	55135100500						
Wisconsin	55135100600						
Wisconsin	55135100700						
Wisconsin	55135100800						
Wisconsin	55135100900						
Wisconsin	55135101000						
Wisconsin	55135101100						
Wisconsin	55135101200						
Wisconsin	55137960100						
Wisconsin	55137960200						
Wisconsin	55137960300						
Wisconsin	55137960400						
Wisconsin	55137960600						

AMERICAN OVERSIGHT

State	2012-2016 ACS LIC Tract	Enter "YES" Below to Nominate LIC	2012-2016 Tract Poverty Rate	2012-2016 Tract Median Family Income	2012-2016 State Median Family Income	2012-2016 Core Based Statistical Area (CBSA) Median Family Income	Metro/Non-Metro
Wisconsin	55137960700						
Wisconsin	55137960800						
Wisconsin	55139000100						
Wisconsin	55139000200						
Wisconsin	55139000300						
Wisconsin	55139000400						
Wisconsin	55139000500						
Wisconsin	55139000700						
Wisconsin	55139000800						
Wisconsin	55139000900						
Wisconsin	55139001000						
Wisconsin	55139001100						
Wisconsin	55139001200						
Wisconsin	55139001300						
Wisconsin	55139001400						
Wisconsin	55139001500						
Wisconsin	55139001600						
Wisconsin	55139001700						
Wisconsin	55139001801						
Wisconsin	55139001803						
Wisconsin	55139001804						
Wisconsin	55139001900						
Wisconsin	55139002000						
Wisconsin	55139002100						
Wisconsin	55139002201						
Wisconsin	55139002202						
Wisconsin	55139002300						
Wisconsin	55139002400						
Wisconsin	55139002500						
Wisconsin	55139002601						
Wisconsin	55139002602						
Wisconsin	55139002700						
Wisconsin	55139002800						
Wisconsin	55139002900						
Wisconsin	55139003000						
Wisconsin	55139003100						
Wisconsin	55139003200						
Wisconsin	55139003300						
Wisconsin	55139003400						
Wisconsin	55139003500						
Wisconsin	55139003600						
Wisconsin	55139003701						
Wisconsin	55139003702						
Wisconsin	55141010100						
Wisconsin	55141010200						
Wisconsin	55141010300						
Wisconsin	55141010400						
Wisconsin	55141010500						

AMERICAN OVERSIGHT

State	2012-2016 ACS LIC Tract	Enter "YES" Below to Nominate LIC	2012-2016 Tract Poverty Rate	2012-2016 Tract Median Family Income	2012-2016 State Median Family Income	2012-2016 Core Based Statistical Area (CBSA) Median Family Income	Metro/Non-Metro
Wisconsin	55141010600						
Wisconsin	55141010700						
Wisconsin	55141010800						
Wisconsin	55141010900						
Wisconsin	55141011000						
Wisconsin	55141011100						
Wisconsin	55141011200						
Wisconsin	55141011300						
Wisconsin	55141011400						
Wisconsin	55141011500						
Wisconsin	55141011600						
Wisconsin	55141011700						
Wyoming	56001962700						
Wyoming	56001962800						
Wyoming	56001962900						
Wyoming	56001963000						
Wyoming	56001963100						
Wyoming	56001963400						
Wyoming	56001963500						
Wyoming	56001963600						
Wyoming	56001963700						
Wyoming	56001963900						
Wyoming	56003962600						
Wyoming	56003962700						
Wyoming	56003962800						
Wyoming	56005000100						
Wyoming	56005000200						
Wyoming	56005000300						
Wyoming	56005000400						
Wyoming	56005000500						
Wyoming	56005000600						
Wyoming	56005000700						
Wyoming	56007967600						
Wyoming	56007967700						
Wyoming	56007967800						
Wyoming	56007968000						
Wyoming	56007968100						
Wyoming	56009956400						
Wyoming	56009956500						
Wyoming	56009956600						
Wyoming	56009956700						
Wyoming	56011950200						
Wyoming	56011950300						
Wyoming	56013000100						
Wyoming	56013000200						
Wyoming	56013000300						
Wyoming	56013000400						
Wyoming	56013940100						

AMERICAN OVERSIGHT

State	2012-2016 ACS LIC Tract	Enter "YES" Below to Nominate LIC	2012-2016 Tract Poverty Rate	2012-2016 Tract Median Family Income	2012-2016 State Median Family Income	2012-2016 Core Based Statistical Area (CBSA) Median Family Income	Metro/Non-Metro
Wyoming	56013940201						
Wyoming	56013940202						
Wyoming	56013940300						
Wyoming	56013940400						
Wyoming	56013940500						
Wyoming	56015957700						
Wyoming	56015957800						
Wyoming	56015957900						
Wyoming	56015958000						
Wyoming	56017967800						
Wyoming	56017967900						
Wyoming	56019955100						
Wyoming	56019955200						
Wyoming	56021000200						
Wyoming	56021000300						
Wyoming	56021000401						
Wyoming	56021000402						
Wyoming	56021000501						
Wyoming	56021000600						
Wyoming	56021000700						
Wyoming	56021000800						
Wyoming	56021000900						
Wyoming	56021001000						
Wyoming	56021001100						
Wyoming	56021001200						
Wyoming	56021001300						
Wyoming	56021001401						
Wyoming	56021001402						
Wyoming	56021001501						
Wyoming	56021001502						
Wyoming	56021001901						
Wyoming	56021001902						
Wyoming	56021002000						
Wyoming	56021980801						
Wyoming	56023978000						
Wyoming	56023978100						
Wyoming	56023978200						
Wyoming	56023978400						
Wyoming	56025000200						
Wyoming	56025000300						
Wyoming	56025000400						
Wyoming	56025000501						
Wyoming	56025000502						
Wyoming	56025000600						
Wyoming	56025000700						
Wyoming	56025000800						
Wyoming	56025000901						
Wyoming	56025000902						

AMERICAN OVERSIGHT

State	2012-2016 ACS LIC Tract	Enter "YES" Below to Nominate LIC	2012-2016 Tract Poverty Rate	2012-2016 Tract Median Family Income	2012-2016 State Median Family Income	2012-2016 Core Based Statistical Area (CBSA) Median Family Income	Metro/Non-Metro
Wyoming	56025001000						
Wyoming	56025001100						
Wyoming	56025001200						
Wyoming	56025001401						
Wyoming	56025001602						
Wyoming	56025001603						
Wyoming	56025001700						
Wyoming	56025001800						
Wyoming	56027957200						
Wyoming	56029965100						
Wyoming	56029965200						
Wyoming	56029965300						
Wyoming	56029965400						
Wyoming	56029965500						
Wyoming	56031959100						
Wyoming	56031959400						
Wyoming	56033000100						
Wyoming	56033000200						
Wyoming	56033000300						
Wyoming	56033000400						
Wyoming	56033000500						
Wyoming	56033000600						
Wyoming	56035000101						
Wyoming	56035000102						
Wyoming	56037970500						
Wyoming	56037970601						
Wyoming	56037970602						
Wyoming	56037970700						
Wyoming	56037970800						
Wyoming	56037970901						
Wyoming	56037970902						
Wyoming	56037970903						
Wyoming	56037971000						
Wyoming	56037971100						
Wyoming	56037971200						
Wyoming	56037971600						
Wyoming	56039967600						
Wyoming	56039967701						
Wyoming	56039967702						
Wyoming	56039967800						
Wyoming	56041975200						
Wyoming	56041975300						
Wyoming	56041975400						
Wyoming	56043000200						
Wyoming	56043000301						
Wyoming	56043000302						
Wyoming	56045951100						
Wyoming	56045951300						

AMERICAN OVERSIGHT

State	2012-2016 ACS LIC Tract	Enter "YES" Below to Nominate LIC	2012-2016 Tract Poverty Rate	2012-2016 Tract Median Family Income	2012-2016 State Median Family Income	2012-2016 Core Based Statistical Area (CBSA) Median Family Income	Metro/Non-Metro
American Samoa	60010950100						
American Samoa	60010950200						
American Samoa	60010950300						
American Samoa	60010950500						
American Samoa	60010950600						
American Samoa	60010950700						
American Samoa	60010950900						
American Samoa	60020951800						
American Samoa	60030951900						
American Samoa	60040952000						
American Samoa	60050951000						
American Samoa	60050951100						
American Samoa	60050951201						
American Samoa	60050951202						
American Samoa	60050951203						
American Samoa	60050951300						
American Samoa	60050951500						
American Samoa	60050951600						
Guam	66010950100						
Guam	66010950200						
Guam	66010950300						
Guam	66010950401						
Guam	66010950402						
Guam	66010950501						
Guam	66010950502						
Guam	66010950701						
Guam	66010950702						
Guam	66010950801						
Guam	66010950802						
Guam	66010950900						
Guam	66010951000						
Guam	66010951100						
Guam	66010951600						
Guam	66010951700						
Guam	66010951800						
Guam	66010951901						
Guam	66010951902						
Guam	66010952200						
Guam	66010952300						
Guam	66010952400						
Guam	66010952700						
Guam	66010952800						
Guam	66010952900						
Guam	66010953000						
Guam	66010953101						
Guam	66010953102						
Guam	66010953200						
Guam	66010953300						

AMERICAN OVERSIGHT

State	2012-2016 ACS LIC Tract	Enter "YES" Below to Nominate LIC	2012-2016 Tract Poverty Rate	2012-2016 Tract Median Family Income	2012-2016 State Median Family Income	2012-2016 Core Based Statistical Area (CBSA) Median Family Income	Metro/Non-Metro
Guam	66010953400						
Guam	66010953500						
Guam	66010953600						
Guam	66010953900						
Guam	66010954000						
Guam	66010954300						
Guam	66010954400						
Guam	66010954500						
Guam	66010954700						
Guam	66010954800						
Guam	66010955100						
Guam	66010955200						
Guam	66010955300						
Guam	66010955400						
Guam	66010955600						
Guam	66010955700						
Guam	66010955800						
Guam	66010955900						
Guam	66010956000						
Guam	66010956100						
Guam	66010956200						
Guam	66010956300						
Guam	66010980100						
Guam	66010980200						
Guam	66010980300						
Guam	66010980400						
Guam	66010990000						
Northern Mariana Is	69085950100						
Northern Mariana Is	69100950100						
Northern Mariana Is	69100990000						
Northern Mariana Is	69110000100						
Northern Mariana Is	69110000200						
Northern Mariana Is	69110000300						
Northern Mariana Is	69110000400						
Northern Mariana Is	69110000500						
Northern Mariana Is	69110000600						
Northern Mariana Is	69110000700						
Northern Mariana Is	69110000800						
Northern Mariana Is	69110000900						
Northern Mariana Is	69110001000						
Northern Mariana Is	69110001100						
Northern Mariana Is	69110001200						
Northern Mariana Is	69110001300						
Northern Mariana Is	69110001400						
Northern Mariana Is	69110001500						
Northern Mariana Is	69110001600						
Northern Mariana Is	69110001700						
Northern Mariana Is	69110990000						

AMERICAN OVERSIGHT

State	2012-2016 ACS LIC Tract	Enter "YES" Below to Nominate LIC	2012-2016 Tract Poverty Rate	2012-2016 Tract Median Family Income	2012-2016 State Median Family Income	2012-2016 Core Based Statistical Area (CBSA) Median Family Income	Metro/Non-Metro
Northern Mariana Is	69120950101						
Northern Mariana Is	69120950102						
Northern Mariana Is	69120950200						
Northern Mariana Is	69120990000						
Puerto Rico	72001956300						
Puerto Rico	72001956400						
Puerto Rico	72001956500						
Puerto Rico	72001956600						
Puerto Rico	72001956700						
Puerto Rico	72001956800						
Puerto Rico	72003430100						
Puerto Rico	72003430200						
Puerto Rico	72003430300						
Puerto Rico	72003430401						
Puerto Rico	72003430402						
Puerto Rico	72003430501						
Puerto Rico	72003430502						
Puerto Rico	72003430601						
Puerto Rico	72003430602						
Puerto Rico	72003990000						
Puerto Rico	72005400100						
Puerto Rico	72005400300						
Puerto Rico	72005400400						
Puerto Rico	72005400501						
Puerto Rico	72005400502						
Puerto Rico	72005400600						
Puerto Rico	72005400700						
Puerto Rico	72005400800						
Puerto Rico	72005400900						
Puerto Rico	72005401000						
Puerto Rico	72005401100						
Puerto Rico	72005401200						
Puerto Rico	72005401301						
Puerto Rico	72005401302						
Puerto Rico	72005401401						
Puerto Rico	72005401402						
Puerto Rico	72005990000						
Puerto Rico	72007230100						
Puerto Rico	72007230200						
Puerto Rico	72007230300						
Puerto Rico	72007230400						
Puerto Rico	72007230501						
Puerto Rico	72007230502						
Puerto Rico	72009250100						
Puerto Rico	72009250200						
Puerto Rico	72009250300						
Puerto Rico	72009250400						
Puerto Rico	72009250500						

AMERICAN OVERSIGHT

State	2012-2016 ACS LIC Tract	Enter "YES" Below to Nominate LIC	2012-2016 Tract Poverty Rate	2012-2016 Tract Median Family Income	2012-2016 State Median Family Income	2012-2016 Core Based Statistical Area (CBSA) Median Family Income	Metro/Non-Metro
Puerto Rico	72009250600						
Puerto Rico	72011810100						
Puerto Rico	72011810200						
Puerto Rico	72011810300						
Puerto Rico	72011810400						
Puerto Rico	72011810500						
Puerto Rico	72011810600						
Puerto Rico	72011810700						
Puerto Rico	72011990000						
Puerto Rico	72013300101						
Puerto Rico	72013300102						
Puerto Rico	72013300200						
Puerto Rico	72013300301						
Puerto Rico	72013300302						
Puerto Rico	72013300400						
Puerto Rico	72013300500						
Puerto Rico	72013300700						
Puerto Rico	72013300800						
Puerto Rico	72013301000						
Puerto Rico	72013301100						
Puerto Rico	72013301200						
Puerto Rico	72013301300						
Puerto Rico	72013301400						
Puerto Rico	72013301500						
Puerto Rico	72013301600						
Puerto Rico	72013301700						
Puerto Rico	72013301800						
Puerto Rico	72013301900						
Puerto Rico	72013302000						
Puerto Rico	72013302100						
Puerto Rico	72013302201						
Puerto Rico	72013302202						
Puerto Rico	72013302300						
Puerto Rico	72013992900						
Puerto Rico	72015280101						
Puerto Rico	72015280102						
Puerto Rico	72015280201						
Puerto Rico	72015280202						
Puerto Rico	72015991500						
Puerto Rico	72017590100						
Puerto Rico	72017590200						
Puerto Rico	72017590300						
Puerto Rico	72017590400						
Puerto Rico	72017990000						
Puerto Rico	72019952201						
Puerto Rico	72019952202						
Puerto Rico	72019952301						
Puerto Rico	72019952302						

AMERICAN OVERSIGHT

State	2012-2016 ACS LIC Tract	Enter "YES" Below to Nominate LIC	2012-2016 Tract Poverty Rate	2012-2016 Tract Median Family Income	2012-2016 State Median Family Income	2012-2016 Core Based Statistical Area (CBSA) Median Family Income	Metro/Non-Metro
Puerto Rico	72019952400						
Puerto Rico	72019952500						
Puerto Rico	72021030101						
Puerto Rico	72021030103						
Puerto Rico	72021030104						
Puerto Rico	72021030105						
Puerto Rico	72021030200						
Puerto Rico	72021030300						
Puerto Rico	72021030700						
Puerto Rico	72021030800						
Puerto Rico	72021030901						
Puerto Rico	72021030902						
Puerto Rico	72021030903						
Puerto Rico	72021030904						
Puerto Rico	72021031004						
Puerto Rico	72021031005						
Puerto Rico	72021031011						
Puerto Rico	72021031013						
Puerto Rico	72021031021						
Puerto Rico	72021031023						
Puerto Rico	72021031031						
Puerto Rico	72021031032						
Puerto Rico	72021031033						
Puerto Rico	72021031101						
Puerto Rico	72021031113						
Puerto Rico	72021031114						
Puerto Rico	72021031121						
Puerto Rico	72021031122						
Puerto Rico	72021031123						
Puerto Rico	72021031124						
Puerto Rico	72021031125						
Puerto Rico	72021031201						
Puerto Rico	72021031202						
Puerto Rico	72021031203						
Puerto Rico	72021031301						
Puerto Rico	72021031304						
Puerto Rico	72021031305						
Puerto Rico	72021031306						
Puerto Rico	72021031307						
Puerto Rico	72021031401						
Puerto Rico	72021031402						
Puerto Rico	72021031403						
Puerto Rico	72021031501						
Puerto Rico	72021031502						
Puerto Rico	72021031503						
Puerto Rico	72021031611						
Puerto Rico	72021031612						
Puerto Rico	72021031621						

AMERICAN OVERSIGHT

State	2012-2016 ACS LIC Tract	Enter "YES" Below to Nominate LIC	2012-2016 Tract Poverty Rate	2012-2016 Tract Median Family Income	2012-2016 State Median Family Income	2012-2016 Core Based Statistical Area (CBSA) Median Family Income	Metro/Non-Metro
Puerto Rico	72021031622						
Puerto Rico	72021031631						
Puerto Rico	72021031632						
Puerto Rico	72021031641						
Puerto Rico	72021031651						
Puerto Rico	72021031701						
Puerto Rico	72021031702						
Puerto Rico	72021031703						
Puerto Rico	72021031704						
Puerto Rico	72021031800						
Puerto Rico	72021031900						
Puerto Rico	72021032000						
Puerto Rico	72021032100						
Puerto Rico	72021032200						
Puerto Rico	72021032301						
Puerto Rico	72021032302						
Puerto Rico	72023830101						
Puerto Rico	72023830102						
Puerto Rico	72023830200						
Puerto Rico	72023830300						
Puerto Rico	72023830400						
Puerto Rico	72023830502						
Puerto Rico	72023830503						
Puerto Rico	72023830504						
Puerto Rico	72023830603						
Puerto Rico	72023830604						
Puerto Rico	72023980000						
Puerto Rico	72023990000						
Puerto Rico	72025200100						
Puerto Rico	72025200200						
Puerto Rico	72025200302						
Puerto Rico	72025200303						
Puerto Rico	72025200304						
Puerto Rico	72025200400						
Puerto Rico	72025200500						
Puerto Rico	72025200600						
Puerto Rico	72025200700						
Puerto Rico	72025200800						
Puerto Rico	72025200900						
Puerto Rico	72025201000						
Puerto Rico	72025201200						
Puerto Rico	72025201300						
Puerto Rico	72025201400						
Puerto Rico	72025201500						
Puerto Rico	72025201600						
Puerto Rico	72025201700						
Puerto Rico	72025201800						
Puerto Rico	72025201900						

AMERICAN OVERSIGHT

State	2012-2016 ACS LIC Tract	Enter "YES" Below to Nominate LIC	2012-2016 Tract Poverty Rate	2012-2016 Tract Median Family Income	2012-2016 State Median Family Income	2012-2016 Core Based Statistical Area (CBSA) Median Family Income	Metro/Non-Metro
Puerto Rico	72025202000						
Puerto Rico	72025202100						
Puerto Rico	72025202200						
Puerto Rico	72025202300						
Puerto Rico	72025202402						
Puerto Rico	72025202403						
Puerto Rico	72025202404						
Puerto Rico	72025202500						
Puerto Rico	72025202601						
Puerto Rico	72025202602						
Puerto Rico	72025202701						
Puerto Rico	72025202702						
Puerto Rico	72025202800						
Puerto Rico	72027320100						
Puerto Rico	72027320200						
Puerto Rico	72027320300						
Puerto Rico	72027320401						
Puerto Rico	72027320402						
Puerto Rico	72027320500						
Puerto Rico	72027320600						
Puerto Rico	72027990000						
Puerto Rico	72029100101						
Puerto Rico	72029100103						
Puerto Rico	72029100104						
Puerto Rico	72029100200						
Puerto Rico	72029100400						
Puerto Rico	72029100502						
Puerto Rico	72029100503						
Puerto Rico	72029100504						
Puerto Rico	72029100601						
Puerto Rico	72029100602						
Puerto Rico	72029100700						
Puerto Rico	72029100800						
Puerto Rico	72031050103						
Puerto Rico	72031050105						
Puerto Rico	72031050106						
Puerto Rico	72031050107						
Puerto Rico	72031050110						
Puerto Rico	72031050111						
Puerto Rico	72031050211						
Puerto Rico	72031050212						
Puerto Rico	72031050221						
Puerto Rico	72031050222						
Puerto Rico	72031050231						
Puerto Rico	72031050232						
Puerto Rico	72031050241						
Puerto Rico	72031050242						
Puerto Rico	72031050302						

AMERICAN OVERSIGHT

State	2012-2016 ACS LIC Tract	Enter "YES" Below to Nominate LIC	2012-2016 Tract Poverty Rate	2012-2016 Tract Median Family Income	2012-2016 State Median Family Income	2012-2016 Core Based Statistical Area (CBSA) Median Family Income	Metro/Non-Metro
Puerto Rico	72031050311						
Puerto Rico	72031050321						
Puerto Rico	72031050331						
Puerto Rico	72031050341						
Puerto Rico	72031050401						
Puerto Rico	72031050402						
Puerto Rico	72031050501						
Puerto Rico	72031050503						
Puerto Rico	72031050504						
Puerto Rico	72031050600						
Puerto Rico	72031050700						
Puerto Rico	72031050803						
Puerto Rico	72031050811						
Puerto Rico	72031050812						
Puerto Rico	72031050821						
Puerto Rico	72031050822						
Puerto Rico	72031050831						
Puerto Rico	72031050841						
Puerto Rico	72031050901						
Puerto Rico	72031050902						
Puerto Rico	72031051001						
Puerto Rico	72031051002						
Puerto Rico	72031051102						
Puerto Rico	72031051103						
Puerto Rico	72031051104						
Puerto Rico	72031980003						
Puerto Rico	72031990000						
Puerto Rico	72033020200						
Puerto Rico	72033020302						
Puerto Rico	72033020403						
Puerto Rico	72033020422						
Puerto Rico	72033020423						
Puerto Rico	72033020425						
Puerto Rico	72033020426						
Puerto Rico	72033020427						
Puerto Rico	72033020500						
Puerto Rico	72033980001						
Puerto Rico	72033980002						
Puerto Rico	72033980003						
Puerto Rico	72033980004						
Puerto Rico	72033980005						
Puerto Rico	72033980006						
Puerto Rico	72033980007						
Puerto Rico	72033980008						
Puerto Rico	72033990201						
Puerto Rico	72035260100						
Puerto Rico	72035260201						
Puerto Rico	72035260202						

AMERICAN OVERSIGHT

State	2012-2016 ACS LIC Tract	Enter "YES" Below to Nominate LIC	2012-2016 Tract Poverty Rate	2012-2016 Tract Median Family Income	2012-2016 State Median Family Income	2012-2016 Core Based Statistical Area (CBSA) Median Family Income	Metro/Non-Metro
Puerto Rico	72035260300						
Puerto Rico	72035260400						
Puerto Rico	72035260500						
Puerto Rico	72035260600						
Puerto Rico	72035260700						
Puerto Rico	72035260800						
Puerto Rico	72035260901						
Puerto Rico	72035260902						
Puerto Rico	72037160100						
Puerto Rico	72037160201						
Puerto Rico	72037160202						
Puerto Rico	72037160300						
Puerto Rico	72037990000						
Puerto Rico	72039955600						
Puerto Rico	72039955700						
Puerto Rico	72039955800						
Puerto Rico	72039955900						
Puerto Rico	72041240101						
Puerto Rico	72041240102						
Puerto Rico	72041240201						
Puerto Rico	72041240202						
Puerto Rico	72041240300						
Puerto Rico	72041240401						
Puerto Rico	72041240402						
Puerto Rico	72041240500						
Puerto Rico	72041240601						
Puerto Rico	72041240602						
Puerto Rico	72043953900						
Puerto Rico	72043954000						
Puerto Rico	72043954100						
Puerto Rico	72043954200						
Puerto Rico	72043954300						
Puerto Rico	72043954400						
Puerto Rico	72043954500						
Puerto Rico	72043954600						
Puerto Rico	72043954700						
Puerto Rico	72045951700						
Puerto Rico	72045951800						
Puerto Rico	72045951900						
Puerto Rico	72045952000						
Puerto Rico	72045952100						
Puerto Rico	72047530100						
Puerto Rico	72047530200						
Puerto Rico	72047530300						
Puerto Rico	72047530400						
Puerto Rico	72047530500						
Puerto Rico	72047530600						
Puerto Rico	72049950500						

AMERICAN OVERSIGHT

State	2012-2016 ACS LIC Tract	Enter "YES" Below to Nominate LIC	2012-2016 Tract Poverty Rate	2012-2016 Tract Median Family Income	2012-2016 State Median Family Income	2012-2016 Core Based Statistical Area (CBSA) Median Family Income	Metro/Non-Metro
Puerto Rico	72049990501						
Puerto Rico	72051540100						
Puerto Rico	72051540200						
Puerto Rico	72051540300						
Puerto Rico	72051540400						
Puerto Rico	72051540500						
Puerto Rico	72051540600						
Puerto Rico	72051540700						
Puerto Rico	72051990021						
Puerto Rico	72053150102						
Puerto Rico	72053150104						
Puerto Rico	72053150200						
Puerto Rico	72053150301						
Puerto Rico	72053150302						
Puerto Rico	72053150400						
Puerto Rico	72053150500						
Puerto Rico	72053150601						
Puerto Rico	72053150602						
Puerto Rico	72053990103						
Puerto Rico	72054580100						
Puerto Rico	72054580200						
Puerto Rico	72055960900						
Puerto Rico	72055961000						
Puerto Rico	72055961100						
Puerto Rico	72055961200						
Puerto Rico	72055961300						
Puerto Rico	72055961400						
Puerto Rico	72055961500						
Puerto Rico	72055990000						
Puerto Rico	72057270100						
Puerto Rico	72057270201						
Puerto Rico	72057270202						
Puerto Rico	72057270300						
Puerto Rico	72057270400						
Puerto Rico	72057270500						
Puerto Rico	72057270600						
Puerto Rico	72057270700						
Puerto Rico	72057270800						
Puerto Rico	72057992600						
Puerto Rico	72059740101						
Puerto Rico	72059740102						
Puerto Rico	72059740200						
Puerto Rico	72059740300						
Puerto Rico	72059740400						
Puerto Rico	72059990001						
Puerto Rico	72061040101						
Puerto Rico	72061040102						
Puerto Rico	72061040103						

AMERICAN OVERSIGHT

State	2012-2016 ACS LIC Tract	Enter "YES" Below to Nominate LIC	2012-2016 Tract Poverty Rate	2012-2016 Tract Median Family Income	2012-2016 State Median Family Income	2012-2016 Core Based Statistical Area (CBSA) Median Family Income	Metro/Non-Metro
Puerto Rico	72061040200						
Puerto Rico	72061040301						
Puerto Rico	72061040302						
Puerto Rico	72061040303						
Puerto Rico	72061040304						
Puerto Rico	72061040403						
Puerto Rico	72061040411						
Puerto Rico	72061040412						
Puerto Rico	72061040421						
Puerto Rico	72061040422						
Puerto Rico	72061040432						
Puerto Rico	72061040442						
Puerto Rico	72061040500						
Puerto Rico	72061040601						
Puerto Rico	72061040602						
Puerto Rico	72061040700						
Puerto Rico	72061040800						
Puerto Rico	72061040900						
Puerto Rico	72061041000						
Puerto Rico	72061041100						
Puerto Rico	72063210100						
Puerto Rico	72063210201						
Puerto Rico	72063210202						
Puerto Rico	72063210300						
Puerto Rico	72063210400						
Puerto Rico	72063210502						
Puerto Rico	72063210503						
Puerto Rico	72063210504						
Puerto Rico	72065310100						
Puerto Rico	72065310200						
Puerto Rico	72065310300						
Puerto Rico	72065310400						
Puerto Rico	72065310500						
Puerto Rico	72065310600						
Puerto Rico	72065990016						
Puerto Rico	72067820100						
Puerto Rico	72067820300						
Puerto Rico	72067820400						
Puerto Rico	72067820500						
Puerto Rico	72069180100						
Puerto Rico	72069180201						
Puerto Rico	72069180202						
Puerto Rico	72069180301						
Puerto Rico	72069180302						
Puerto Rico	72069180400						
Puerto Rico	72069180500						
Puerto Rico	72069180600						
Puerto Rico	72069180700						

AMERICAN OVERSIGHT

State	2012-2016 ACS LIC Tract	Enter "YES" Below to Nominate LIC	2012-2016 Tract Poverty Rate	2012-2016 Tract Median Family Income	2012-2016 State Median Family Income	2012-2016 Core Based Statistical Area (CBSA) Median Family Income	Metro/Non-Metro
Puerto Rico	72069180800						
Puerto Rico	72069180901						
Puerto Rico	72069180902						
Puerto Rico	72069991800						
Puerto Rico	72071410100						
Puerto Rico	72071410200						
Puerto Rico	72071410300						
Puerto Rico	72071410401						
Puerto Rico	72071410402						
Puerto Rico	72071410500						
Puerto Rico	72071410600						
Puerto Rico	72071410701						
Puerto Rico	72071410702						
Puerto Rico	72071990000						
Puerto Rico	72073956000						
Puerto Rico	72073956100						
Puerto Rico	72073956200						
Puerto Rico	72075710102						
Puerto Rico	72075710200						
Puerto Rico	72075710301						
Puerto Rico	72075710302						
Puerto Rico	72075710400						
Puerto Rico	72075710500						
Puerto Rico	72075710600						
Puerto Rico	72075710700						
Puerto Rico	72075710800						
Puerto Rico	72075710901						
Puerto Rico	72075710902						
Puerto Rico	72075711002						
Puerto Rico	72075990001						
Puerto Rico	72077500100						
Puerto Rico	72077500200						
Puerto Rico	72077500301						
Puerto Rico	72077500302						
Puerto Rico	72077500401						
Puerto Rico	72077500402						
Puerto Rico	72079850101						
Puerto Rico	72079850102						
Puerto Rico	72079850200						
Puerto Rico	72079850300						
Puerto Rico	72079850400						
Puerto Rico	72079991100						
Puerto Rico	72081957700						
Puerto Rico	72081957800						
Puerto Rico	72081957900						
Puerto Rico	72081958000						
Puerto Rico	72081958100						
Puerto Rico	72081958200						

AMERICAN OVERSIGHT

State	2012-2016 ACS LIC Tract	Enter "YES" Below to Nominate LIC	2012-2016 Tract Poverty Rate	2012-2016 Tract Median Family Income	2012-2016 State Median Family Income	2012-2016 Core Based Statistical Area (CBSA) Median Family Income	Metro/Non-Metro
Puerto Rico	72081958300						
Puerto Rico	72081958400						
Puerto Rico	72083959700						
Puerto Rico	72083959800						
Puerto Rico	72083959900						
Puerto Rico	72085190101						
Puerto Rico	72085190102						
Puerto Rico	72085190201						
Puerto Rico	72085190202						
Puerto Rico	72085190301						
Puerto Rico	72085190302						
Puerto Rico	72087110101						
Puerto Rico	72087110102						
Puerto Rico	72087110200						
Puerto Rico	72087110301						
Puerto Rico	72087110302						
Puerto Rico	72087110303						
Puerto Rico	72087110304						
Puerto Rico	72087110400						
Puerto Rico	72087110500						
Puerto Rico	72087110600						
Puerto Rico	72087990000						
Puerto Rico	72089140101						
Puerto Rico	72089140102						
Puerto Rico	72089140201						
Puerto Rico	72089140202						
Puerto Rico	72089140300						
Puerto Rico	72089990001						
Puerto Rico	72091570100						
Puerto Rico	72091570201						
Puerto Rico	72091570202						
Puerto Rico	72091570300						
Puerto Rico	72091570400						
Puerto Rico	72091570500						
Puerto Rico	72091570600						
Puerto Rico	72091570700						
Puerto Rico	72091570800						
Puerto Rico	72091990025						
Puerto Rico	72093960100						
Puerto Rico	72093960200						
Puerto Rico	72095951400						
Puerto Rico	72095951500						
Puerto Rico	72095951600						
Puerto Rico	72095990000						
Puerto Rico	72097080100						
Puerto Rico	72097080200						
Puerto Rico	72097080300						
Puerto Rico	72097080400						

AMERICAN OVERSIGHT

State	2012-2016 ACS LIC Tract	Enter "YES" Below to Nominate LIC	2012-2016 Tract Poverty Rate	2012-2016 Tract Median Family Income	2012-2016 State Median Family Income	2012-2016 Core Based Statistical Area (CBSA) Median Family Income	Metro/Non-Metro
Puerto Rico	72097080500						
Puerto Rico	72097080600						
Puerto Rico	72097080800						
Puerto Rico	72097080900						
Puerto Rico	72097081000						
Puerto Rico	72097081100						
Puerto Rico	72097081200						
Puerto Rico	72097081300						
Puerto Rico	72097081501						
Puerto Rico	72097081512						
Puerto Rico	72097081522						
Puerto Rico	72097081601						
Puerto Rico	72097081602						
Puerto Rico	72097081700						
Puerto Rico	72097081800						
Puerto Rico	72097081900						
Puerto Rico	72097082001						
Puerto Rico	72097082012						
Puerto Rico	72097082022						
Puerto Rico	72097082102						
Puerto Rico	72097082103						
Puerto Rico	72097082104						
Puerto Rico	72097990000						
Puerto Rico	72099420100						
Puerto Rico	72099420200						
Puerto Rico	72099420301						
Puerto Rico	72099420302						
Puerto Rico	72099420401						
Puerto Rico	72099420402						
Puerto Rico	72099420500						
Puerto Rico	72101955201						
Puerto Rico	72101955202						
Puerto Rico	72101955300						
Puerto Rico	72101955401						
Puerto Rico	72101955402						
Puerto Rico	72101955500						
Puerto Rico	72103170100						
Puerto Rico	72103170200						
Puerto Rico	72103170300						
Puerto Rico	72103170400						
Puerto Rico	72103990013						
Puerto Rico	72105520100						
Puerto Rico	72105520200						
Puerto Rico	72105520300						
Puerto Rico	72105520400						
Puerto Rico	72105520500						
Puerto Rico	72107954801						
Puerto Rico	72107954802						

AMERICAN OVERSIGHT

State	2012-2016 ACS LIC Tract	Enter "YES" Below to Nominate LIC	2012-2016 Tract Poverty Rate	2012-2016 Tract Median Family Income	2012-2016 State Median Family Income	2012-2016 Core Based Statistical Area (CBSA) Median Family Income	Metro/Non-Metro
Puerto Rico	72107954901						
Puerto Rico	72107954902						
Puerto Rico	72107955001						
Puerto Rico	72107955002						
Puerto Rico	72107955100						
Puerto Rico	72109290100						
Puerto Rico	72109290200						
Puerto Rico	72109290300						
Puerto Rico	72109290400						
Puerto Rico	72109990000						
Puerto Rico	72111730100						
Puerto Rico	72111730200						
Puerto Rico	72111730300						
Puerto Rico	72111730400						
Puerto Rico	72111730700						
Puerto Rico	72111730800						
Puerto Rico	72111990000						
Puerto Rico	72113070100						
Puerto Rico	72113070201						
Puerto Rico	72113070202						
Puerto Rico	72113070300						
Puerto Rico	72113070400						
Puerto Rico	72113070502						
Puerto Rico	72113070503						
Puerto Rico	72113070513						
Puerto Rico	72113070514						
Puerto Rico	72113070522						
Puerto Rico	72113070800						
Puerto Rico	72113070900						
Puerto Rico	72113071000						
Puerto Rico	72113071200						
Puerto Rico	72113071300						
Puerto Rico	72113071401						
Puerto Rico	72113071402						
Puerto Rico	72113071500						
Puerto Rico	72113071601						
Puerto Rico	72113071602						
Puerto Rico	72113071700						
Puerto Rico	72113071800						
Puerto Rico	72113071900						
Puerto Rico	72113072000						
Puerto Rico	72113072101						
Puerto Rico	72113072102						
Puerto Rico	72113072201						
Puerto Rico	72113072202						
Puerto Rico	72113072300						
Puerto Rico	72113072400						
Puerto Rico	72113072500						

AMERICAN OVERSIGHT

State	2012-2016 ACS LIC Tract	Enter "YES" Below to Nominate LIC	2012-2016 Tract Poverty Rate	2012-2016 Tract Median Family Income	2012-2016 State Median Family Income	2012-2016 Core Based Statistical Area (CBSA) Median Family Income	Metro/Non-Metro
Puerto Rico	72113072600						
Puerto Rico	72113072701						
Puerto Rico	72113072703						
Puerto Rico	72113072704						
Puerto Rico	72113072900						
Puerto Rico	72113073001						
Puerto Rico	72113073002						
Puerto Rico	72113073003						
Puerto Rico	72113073004						
Puerto Rico	72113073005						
Puerto Rico	72113073006						
Puerto Rico	72113073008						
Puerto Rico	72113073009						
Puerto Rico	72113073010						
Puerto Rico	72113993000						
Puerto Rico	72115330100						
Puerto Rico	72115330200						
Puerto Rico	72115330300						
Puerto Rico	72115330400						
Puerto Rico	72115990000						
Puerto Rico	72117959400						
Puerto Rico	72117959500						
Puerto Rico	72117959600						
Puerto Rico	72117990400						
Puerto Rico	72119130101						
Puerto Rico	72119130102						
Puerto Rico	72119130200						
Puerto Rico	72119130300						
Puerto Rico	72119130401						
Puerto Rico	72119130402						
Puerto Rico	72119130500						
Puerto Rico	72119130601						
Puerto Rico	72119130602						
Puerto Rico	72119130701						
Puerto Rico	72119130702						
Puerto Rico	72119992700						
Puerto Rico	72121960300						
Puerto Rico	72121960400						
Puerto Rico	72121960500						
Puerto Rico	72121960600						
Puerto Rico	72121960700						
Puerto Rico	72121960800						
Puerto Rico	72123952600						
Puerto Rico	72123952700						
Puerto Rico	72123952800						
Puerto Rico	72123952900						
Puerto Rico	72123953000						
Puerto Rico	72123953100						

AMERICAN OVERSIGHT

State	2012-2016 ACS LIC Tract	Enter "YES" Below to Nominate LIC	2012-2016 Tract Poverty Rate	2012-2016 Tract Median Family Income	2012-2016 State Median Family Income	2012-2016 Core Based Statistical Area (CBSA) Median Family Income	Metro/Non-Metro
Puerto Rico	72123953200						
Puerto Rico	72123992800						
Puerto Rico	72125840100						
Puerto Rico	72125840200						
Puerto Rico	72125840300						
Puerto Rico	72125840400						
Puerto Rico	72125840500						
Puerto Rico	72125840600						
Puerto Rico	72125840700						
Puerto Rico	72127000400						
Puerto Rico	72127000506						
Puerto Rico	72127000600						
Puerto Rico	72127000700						
Puerto Rico	72127000900						
Puerto Rico	72127001000						
Puerto Rico	72127001100						
Puerto Rico	72127001200						
Puerto Rico	72127001301						
Puerto Rico	72127001302						
Puerto Rico	72127001400						
Puerto Rico	72127001500						
Puerto Rico	72127001600						
Puerto Rico	72127001800						
Puerto Rico	72127001900						
Puerto Rico	72127002002						
Puerto Rico	72127002100						
Puerto Rico	72127002200						
Puerto Rico	72127002300						
Puerto Rico	72127002400						
Puerto Rico	72127002500						
Puerto Rico	72127002600						
Puerto Rico	72127002800						
Puerto Rico	72127002900						
Puerto Rico	72127003000						
Puerto Rico	72127003100						
Puerto Rico	72127003200						
Puerto Rico	72127003300						
Puerto Rico	72127003400						
Puerto Rico	72127003501						
Puerto Rico	72127003502						
Puerto Rico	72127003600						
Puerto Rico	72127003700						
Puerto Rico	72127003800						
Puerto Rico	72127003902						
Puerto Rico	72127004200						
Puerto Rico	72127004306						
Puerto Rico	72127004400						
Puerto Rico	72127004500						

AMERICAN OVERSIGHT

State	2012-2016 ACS LIC Tract	Enter "YES" Below to Nominate LIC	2012-2016 Tract Poverty Rate	2012-2016 Tract Median Family Income	2012-2016 State Median Family Income	2012-2016 Core Based Statistical Area (CBSA) Median Family Income	Metro/Non-Metro
Puerto Rico	72127004600						
Puerto Rico	72127004700						
Puerto Rico	72127004800						
Puerto Rico	72127004900						
Puerto Rico	72127005000						
Puerto Rico	72127005101						
Puerto Rico	72127005102						
Puerto Rico	72127005103						
Puerto Rico	72127005201						
Puerto Rico	72127005202						
Puerto Rico	72127005204						
Puerto Rico	72127005214						
Puerto Rico	72127005215						
Puerto Rico	72127005300						
Puerto Rico	72127005401						
Puerto Rico	72127005402						
Puerto Rico	72127005403						
Puerto Rico	72127005500						
Puerto Rico	72127005601						
Puerto Rico	72127005602						
Puerto Rico	72127005800						
Puerto Rico	72127005900						
Puerto Rico	72127006000						
Puerto Rico	72127006101						
Puerto Rico	72127006102						
Puerto Rico	72127006200						
Puerto Rico	72127006300						
Puerto Rico	72127006500						
Puerto Rico	72127006600						
Puerto Rico	72127006700						
Puerto Rico	72127006800						
Puerto Rico	72127006900						
Puerto Rico	72127007004						
Puerto Rico	72127007100						
Puerto Rico	72127007300						
Puerto Rico	72127007400						
Puerto Rico	72127007500						
Puerto Rico	72127007600						
Puerto Rico	72127007700						
Puerto Rico	72127007800						
Puerto Rico	72127007900						
Puerto Rico	72127008001						
Puerto Rico	72127008002						
Puerto Rico	72127008100						
Puerto Rico	72127008201						
Puerto Rico	72127008202						
Puerto Rico	72127008300						
Puerto Rico	72127008400						

AMERICAN OVERSIGHT

State	2012-2016 ACS LIC Tract	Enter "YES" Below to Nominate LIC	2012-2016 Tract Poverty Rate	2012-2016 Tract Median Family Income	2012-2016 State Median Family Income	2012-2016 Core Based Statistical Area (CBSA) Median Family Income	Metro/Non-Metro
Puerto Rico	72127008500						
Puerto Rico	72127008601						
Puerto Rico	72127008602						
Puerto Rico	72127008603						
Puerto Rico	72127008700						
Puerto Rico	72127008900						
Puerto Rico	72127009000						
Puerto Rico	72127009111						
Puerto Rico	72127009112						
Puerto Rico	72127009121						
Puerto Rico	72127009122						
Puerto Rico	72127009123						
Puerto Rico	72127009300						
Puerto Rico	72127009400						
Puerto Rico	72127009601						
Puerto Rico	72127009602						
Puerto Rico	72127009603						
Puerto Rico	72127009614						
Puerto Rico	72127009624						
Puerto Rico	72127009800						
Puerto Rico	72127009901						
Puerto Rico	72127009902						
Puerto Rico	72127009903						
Puerto Rico	72127009904						
Puerto Rico	72127010001						
Puerto Rico	72127010002						
Puerto Rico	72127010012						
Puerto Rico	72127010022						
Puerto Rico	72127010032						
Puerto Rico	72127010042						
Puerto Rico	72127010100						
Puerto Rico	72127010200						
Puerto Rico	72127010500						
Puerto Rico	72127980000						
Puerto Rico	72127980101						
Puerto Rico	72127980102						
Puerto Rico	72127980103						
Puerto Rico	72127980104						
Puerto Rico	72127980105						
Puerto Rico	72127980107						
Puerto Rico	72127980108						
Puerto Rico	72127980200						
Puerto Rico	72127980300						
Puerto Rico	72127990000						
Puerto Rico	72129220100						
Puerto Rico	72129220200						
Puerto Rico	72129220300						
Puerto Rico	72129220401						

AMERICAN OVERSIGHT

State	2012-2016 ACS LIC Tract	Enter "YES" Below to Nominate LIC	2012-2016 Tract Poverty Rate	2012-2016 Tract Median Family Income	2012-2016 State Median Family Income	2012-2016 Core Based Statistical Area (CBSA) Median Family Income	Metro/Non-Metro
Puerto Rico	72129220402						
Puerto Rico	72129220501						
Puerto Rico	72129220502						
Puerto Rico	72129220600						
Puerto Rico	72129220700						
Puerto Rico	72131009200						
Puerto Rico	72131958500						
Puerto Rico	72131958700						
Puerto Rico	72131958800						
Puerto Rico	72131958900						
Puerto Rico	72131959000						
Puerto Rico	72131959200						
Puerto Rico	72131959300						
Puerto Rico	72131959500						
Puerto Rico	72133953300						
Puerto Rico	72133953500						
Puerto Rico	72133953600						
Puerto Rico	72133953700						
Puerto Rico	72133953800						
Puerto Rico	72133990000						
Puerto Rico	72135510101						
Puerto Rico	72135510102						
Puerto Rico	72135510200						
Puerto Rico	72135510300						
Puerto Rico	72135510400						
Puerto Rico	72135510502						
Puerto Rico	72135510503						
Puerto Rico	72135510504						
Puerto Rico	72135510505						
Puerto Rico	72135510601						
Puerto Rico	72135510602						
Puerto Rico	72135510701						
Puerto Rico	72135510702						
Puerto Rico	72137120200						
Puerto Rico	72137120300						
Puerto Rico	72137120400						
Puerto Rico	72137120500						
Puerto Rico	72137120600						
Puerto Rico	72137120700						
Puerto Rico	72137120800						
Puerto Rico	72137120900						
Puerto Rico	72137121001						
Puerto Rico	72137121002						
Puerto Rico	72137121100						
Puerto Rico	72137121200						
Puerto Rico	72137121300						
Puerto Rico	72137121400						
Puerto Rico	72137121701						

AMERICAN OVERSIGHT

State	2012-2016 ACS LIC Tract	Enter "YES" Below to Nominate LIC	2012-2016 Tract Poverty Rate	2012-2016 Tract Median Family Income	2012-2016 State Median Family Income	2012-2016 Core Based Statistical Area (CBSA) Median Family Income	Metro/Non-Metro
Puerto Rico	72137121702						
Puerto Rico	72137121801						
Puerto Rico	72137121802						
Puerto Rico	72137121900						
Puerto Rico	72137122001						
Puerto Rico	72137122002						
Puerto Rico	72137122100						
Puerto Rico	72137122201						
Puerto Rico	72137122202						
Puerto Rico	72137122400						
Puerto Rico	72137990000						
Puerto Rico	72139060102						
Puerto Rico	72139060103						
Puerto Rico	72139060104						
Puerto Rico	72139060211						
Puerto Rico	72139060212						
Puerto Rico	72139060213						
Puerto Rico	72139060222						
Puerto Rico	72139060223						
Puerto Rico	72139060301						
Puerto Rico	72139060302						
Puerto Rico	72139060401						
Puerto Rico	72139060403						
Puerto Rico	72139060404						
Puerto Rico	72139060501						
Puerto Rico	72139060502						
Puerto Rico	72141956900						
Puerto Rico	72141957000						
Puerto Rico	72141957100						
Puerto Rico	72141957200						
Puerto Rico	72141957300						
Puerto Rico	72141957400						
Puerto Rico	72141957500						
Puerto Rico	72141957600						
Puerto Rico	72143550100						
Puerto Rico	72143550200						
Puerto Rico	72143550300						
Puerto Rico	72143550400						
Puerto Rico	72143550500						
Puerto Rico	72143550601						
Puerto Rico	72143550602						
Puerto Rico	72143990000						
Puerto Rico	72145560100						
Puerto Rico	72145560201						
Puerto Rico	72145560204						
Puerto Rico	72145560300						
Puerto Rico	72145560401						
Puerto Rico	72145560402						

AMERICAN OVERSIGHT

State	2012-2016 ACS LIC Tract	Enter "YES" Below to Nominate LIC	2012-2016 Tract Poverty Rate	2012-2016 Tract Median Family Income	2012-2016 State Median Family Income	2012-2016 Core Based Statistical Area (CBSA) Median Family Income	Metro/Non-Metro
Puerto Rico	72145560500						
Puerto Rico	72145560600						
Puerto Rico	72145560701						
Puerto Rico	72145560702						
Puerto Rico	72145560801						
Puerto Rico	72145560802						
Puerto Rico	72145560900						
Puerto Rico	72145990000						
Puerto Rico	72147950500						
Puerto Rico	72147950600						
Puerto Rico	72147990000						
Puerto Rico	72149720100						
Puerto Rico	72149720300						
Puerto Rico	72149720400						
Puerto Rico	72149720502						
Puerto Rico	72149720503						
Puerto Rico	72149720504						
Puerto Rico	72151950600						
Puerto Rico	72151950700						
Puerto Rico	72151950800						
Puerto Rico	72151950900						
Puerto Rico	72151951000						
Puerto Rico	72151951100						
Puerto Rico	72151951200						
Puerto Rico	72151951300						
Puerto Rico	72151990000						
Puerto Rico	72153750101						
Puerto Rico	72153750102						
Puerto Rico	72153750201						
Puerto Rico	72153750202						
Puerto Rico	72153750300						
Puerto Rico	72153750400						
Puerto Rico	72153750501						
Puerto Rico	72153750502						
Puerto Rico	72153750503						
Puerto Rico	72153750601						
Puerto Rico	72153750602						
Virgin Islands	78010970100						
Virgin Islands	78010970200						
Virgin Islands	78010970300						
Virgin Islands	78010970400						
Virgin Islands	78010970500						
Virgin Islands	78010970600						
Virgin Islands	78010970700						
Virgin Islands	78010970800						
Virgin Islands	78010970900						
Virgin Islands	78010971000						
Virgin Islands	78010971100						

AMERICAN OVERSIGHT

State	2012-2016 ACS LIC Tract	Enter "YES" Below to Nominate LIC	2012-2016 Tract Poverty Rate	2012-2016 Tract Median Family Income	2012-2016 State Median Family Income	2012-2016 Core Based Statistical Area (CBSA) Median Family Income	Metro/Non-Metro
Virgin Islands	78010971200						
Virgin Islands	78010971300						
Virgin Islands	78010971400						
Virgin Islands	78010971500						
Virgin Islands	78010990000						
Virgin Islands	78020950100						
Virgin Islands	78020950200						
Virgin Islands	78020990000						
Virgin Islands	78030960100						
Virgin Islands	78030960200						
Virgin Islands	78030960300						
Virgin Islands	78030960400						
Virgin Islands	78030960500						
Virgin Islands	78030960600						
Virgin Islands	78030960700						
Virgin Islands	78030960800						
Virgin Islands	78030960900						
Virgin Islands	78030961000						
Virgin Islands	78030961100						
Virgin Islands	78030961200						
Virgin Islands	78030990000						

AMERICAN OVERSIGHT

The numbering of the selected census tracts below was changed by the US Census Bureau between the 2010 census tract definitions and the 2015 census tract definitions. States may use either set of numbers. These changes do not include tracts with post-2010 geographic boundary changes.

State	2010 Census Tract Number FIPS code GEOID	Post-2010 Changes to Census Tract Number FIPS code GEOID
Alaska	02270000100	02158000100
Arizona	04019002701	04019002704
Arizona	04019002903	04019002906
Arizona	04019410501	04019004118
Arizona	04019410502	04019004121
Arizona	04019410503	04019004125
Arizona	04019470400	04019005200
Arizona	04019470500	04019005300
California	06037930401	06037137000
New York	36053940101	36053030101
New York	36053940102	36053030102
New York	36053940103	36053030103
New York	36053940200	36053030200
New York	36053940300	36053030300
New York	36053940401	36053030401
New York	36053940403	36053030403
New York	36053940600	36053030600
New York	36053940700	36053030402
New York	36065940000	36065024800
New York	36065940100	36065024700
New York	36065940200	36065024900
New York	36085000900	36085008900
South Dakota	46113940500	46102940500
South Dakota	46113940800	46102940800
South Dakota	46113940900	46102940900
Virginia	51515050100	51019050100

AMERICAN OVERSIGHT

Stephanie M. Klapstein

From: mkinner@gov.nv.gov
Sent: Monday, June 18, 2018 6:59 AM
To: mkinner@gov.nv.gov
Subject: MORNING NEWS CLIPS: 06/18/18

MORNING NEWS CLIPS: 06/18/18

GOVERNOR BRIAN SANDOVAL NEWS:
Stewart Indian School hosts Stewart Father's Day Powwow: KRNV
Opportunity Zones certified in Nevada: NEVADA APPEAL

NEVADA NEWS:
Editorial: Nevada voters can take the lead on renewable energy development: LAS VEGAS SUN
More Nevada kids have health insurance, but state 9th worst: LAS VEGAS REVIEW JOURNAL
New Clark County schools superintendent faces trust-building challenge: LAS VEGAS REVIEW JOURNAL
Federal lands law jeopardizes future of Nevada's Mint 400: LAS VEGAS REVIEW JOURNAL
Column: Many Nevada drivers to pay more for minimum liability coverage: LAS VEGAS REVIEW JOURNAL
Local leaders meet with Nevada politicians on development goals: LAS VEGAS REVIEW JOURNAL
Vaping industry credits economy, lower taxes for its migration to Las Vegas: VEGAS INC
Group focuses on bringing Super Bowl, Final Four to Las Vegas: LAS VEGAS REVIEW JOURNAL
Heller announces $12 million for Tahoe Restoration Act: NEVADA APPEAL
Nevada DMV makes it easier to change gender on licenses: ASSOCIATED PRESS
Nevada prison officials struggle with doctors who refuse to treat inmates: THE NEVADA INDEPENDENT
The Indy Explains: Everything you need to know about NV Energy's solar proposal: THE NEVADA INDEPENDENT

NATIONAL NEWS:
'Nobody likes' family separation policy, Trump adviser says: ASSOCIATED PRESS

Stewart Indian School hosts Stewart Father's Day Powwow
KRNV
http://mynews4.com/news/local/stewart-indian-school-hosts-stewart-fathers-day-powwow

CARSON CITY, Nev. — The annual Stewart Father's Day Powwow was held at the Stewart Indian School on Father's Day weekend.

The Native American Culture event included competition dancing and food, in which participants experienced American Indian heritage, history and pride.

Families and friends gathered to enjoy Indian tacos as well as arts and crafts from vendors.

Nevada Governor Brian Sandoval was an an attendee of the event.

The Stewart Father's Day Powwow benefits the establishment of the Stewart Indian Cultural Center. It was named the 2015 Event of the Year by the Carson City Chamber of Commerce.

AMERICAN OVERSIGHT

Opportunity Zones certified in Nevada
Nevada Appeal
https://www.nevadaappeal.com/news/business/opportunity-zones-certified-in-nevada/

Gov. Brian Sandoval says the U.S. Treasury has certified Nevada's Opportunity Zones.

He said the designation will encourage private investment in parts of Nevada in the most need and "kick start" construction of affordable housing projects.

"From Southern Nevada to Northern Nevada and areas in between, the certification of Nevada's designated Opportunity Zones will benefit communities big and small," he said.

Opportunity Zones are intended to generate investment in low-income communities by providing tax breaks to private investors.

Nevada voters can take the lead on renewable energy development
Las Vegas Sun editorial
https://lasvegassun.com/news/2018/jun/17/nevada-voters-can-take-the-lead-on-renewable-energ/

In 1997, Nevada became one of the first states in the U.S. to adopt a minimum requirement for green energy production.

Today, however, other states have zoomed past us in setting such standards. In fact, Nevada's requirement for 25 percent of our energy to come from renewable sources no longer ranks us in the top 10. We're trailing New Jersey, of all places. New Jersey!

So it's commendable that a group known as Nevadans for Clean Future Energy has been working on an initiative to boost Nevada's minimum to 50 percent by 2030.

The group is circulating a petition that would put the initiative on a statewide ballot. Tuesday is the last day the group can collect signatures.

Organizers say they're confident the petition drive will be successful, which is good to hear. The initiative deserves a spot on the ballot.

Nevadans have shown time and again they support development of renewable energy, so it's worthwhile to debate whether to bump up the requirement to 50 percent. It's also worth exploring considering the popularity of a similar bill in the 2017 Nevada Legislature, which would have raised the minimum to 40 percent.

Gov. Brian Sandoval vetoed that measure, saying its passage was "premature in the face of evolving energy policy in Nevada." Sandoval said the requirement — technically known as a Renewable Portfolio Standard — could create complications given the likely passage of the Nevada Energy Choice Initiative ballot issue, which would allow Nevadans to choose their energy provider in the same way they select a cable/internet provider. Specifically, Sandoval was concerned that the increased RPS would create added costs that would deter providers from entering the market or be passed along to customers in the form of higher electricity rates.

Sandoval also said the change could result in higher fees for resorts and large corporations to exit the NV Energy grid and obtain their power from third parties.

AMERICAN OVERSIGHT

Those points will no doubt be discussed if the RPS initiative gets on the ballot, but there's one thing that's not up for debate: Setting a higher requirement is the only guarantee for Nevadans that renewable energy production will expand here.

And that's important, because there are clear benefits from growing the state's green energy industry.

Our abundance of sunlight and our above-average potential in geothermal production makes us one of the nation's best-suited places to develop renewables, yet only about 18 percent of our energy is generated by those sources. Meanwhile, we're spending roughly $700 million a year to import natural gas and other fossil fuels to power the state's grid.

Boosting production from renewable sources would not only reduce those costs, but would help free the state from volatility in the fossil fuel market.

It would also generate economic activity, of which the current 25 percent standard has already yielded $7 billion in solar and geothermal operations.

Other benefits would come from reducing carbon emissions, which would help improve air quality and reduce respiratory problems triggered by air pollution. Nevada produced 35 million metric tons of carbon dioxide in 2015, which would be reduced by 3 million tons a year under the initiative.

Whether this is the right time to increase the standard, and whether this is the right level for Nevada, are questions that should be debated.

Getting the question on the ballot is a starting point, though, which is why the petition deserves support.

More Nevada kids have health insurance, but state 9th worst
Jessie Bekker
Las Vegas Review Journal
https://www.reviewjournal.com/life/health/more-nevada-kids-have-health-insurance-but-state-9th-worst/

The number of children in Nevada without health insurance was cut by more than half between 2011 and 2016, but the state's rate of uninsured kids remains the ninth-highest in the U.S., according to a new report.

The gains in insurance coverage occurred after passage of the Affordable Care Act in 2010 and Nevada's subsequent expansion of the federal Medicaid program, said Elizabeth Lukanen, deputy director of the State Health Access Data Assistance Center. The policy research center based at the University of Minnesota released the report Friday.

Denise Tanata, executive director for the Children's Advocacy Alliance, a nonprofit in Nevada, said the state's current rate of uninsured children of 6.3 percent is a big improvement from the beginning of the decade.

"We're absolutely still behind, and we've got a ways to go to catch up, but we're definitely moving in the right direction to do that," Tanata said. "The fact we're not last anymore is good."

The report analyzed U.S. Census Bureau survey data in all 50 states and Washington, D.C., tracking changes in public and private coverage and in the uninsured rate by race and ethnicity and household members' income and educational status.

From worst, to ninth

Lukanen said the drop in the state's uninsured rate quickened after 2013.

That may have been the result of the ACA's individual mandate requiring uninsured Americans to acquire health insurance or pay a penalty, which took effect the next year, Tanata said. Parents typically buy their children insurance when acquiring it for themselves, she said.

The Medicaid expansion, which doubled the number of Nevadans insured under the program to 600,000, also took effect the next year, lowering the uninsured rate for children and adults alike.

"Definitely, Nevada was sort of a standout state in terms of reductions in uninsurance," Lukanen said.

The 8.1 percentage point decline in the state's uninsured rate among children between 2013 and 2016 was the largest percentage point drop in the nation, she noted.

Even so, Nevada remains among the worst states in terms of its uninsured rate among children. That's because it started as worst in the nation in 2013, when 14.4 percent of children in the state lacked health insurance, ahead of No. 2 Texas, which had a rate of 13.2 percent.

"It's kind of an uphill battle," Lukanen said.

Disparities persist

Despite significant improvements across the board, disparities in insurance rates persist in the Silver State. About 10 percent of Hispanic children and children from households where family members achieved a high school education or less still lack health insurance, the report said.

One reason may be that parents whose children are eligible aren't signing them up.

For example, undocumented parents often fear sharing their personal information with the government could lead to deportation or cancellation of a residency application, Tanata said, meaning they are reluctant to apply for their citizen children.

That's despite the 2017 passage of state Senate Bill 325, which eliminated the five-year wait period to become eligible for Medicaid and Children's Health Insurance Plan previously required for children who were granted legal residence.

Lukanen and Tanata fear that questions about the future of the Affordable Care Act and the demise of its individual mandate provision, as well as anti-immigrant rhetoric from some Republican lawmakers, could reverse the progress made in Nevada and across the nation.

"I think every time you infuse uncertainty and question into a policy area, people get confused and, most likely, lose out," she said.

AMERICAN OVERSIGHT

NV-DA-20-0615-A-003638

New Clark County schools superintendent faces trust-building challenge
Meghin Delaney
Las Vegas Review Journal
https://www.reviewjournal.com/news/education/new-clark-county-schools-superintendent-faces-trust-building-challenge/

ORLANDO, Fla. — Establishing trust.

That, in two words, is the biggest challenge facing Jesus Jara when he arrives this week to become the Clark County School District superintendent.

There are obvious similarities between Las Vegas and Orlando, but the climates of the two tourist meccas' school systems are not among them.

In Orlando, where Jara, 48, just concluded a six-year run as deputy superintendent, district officials, the school board and parents all seem to pull in the same direction to move the academic needle upward.

That's hardly the case in Clark County, where trust among district officials, legislators, parents and trustees often seems nonexistent and divisions threaten to undermine modest progress in academic achievement.

Jara — who doesn't mind whether you pronounce his last name with a J or an H — is aware of the challenge awaiting him when he clocks in Tuesday.

During a recent visit with the Las Vegas Review-Journal in his last weeks on the job in Florida, he said earning the trust of the entire community is critical to propelling the district forward.

But he also said he views what others see as mistrust a little differently, calling it a "passion" for students and education.

"The passion I can work with," he said. "What we need to do is just channel it together to … work as one and collaborate together so we can then have a real clear focus on being the No. 1 district for kids."

Operating transparently and having open dialogues are two ways Jara thinks Clark County can begin to build a culture around education that resembles Orlando's.

Rebecca Garcia, a 39-year-old with three children attending Clark County schools, said it's going to take a lot of showing up for Jara to restore her trust. But she acknowledges being impressed by his skills, experience and temperament in his interview with trustees.

"I think CCSD is at a juncture where we need a fresh perspective who is willing to leave the status quo, who isn't part of the status quo and who can set a new direction for the district," Garcia said.

Jara says Clark County parents can get a good sense of the approach he will bring by looking at changes that have occurred in Orange County, Florida, in recent years, including voters entrusting the school district with more tax money through ballot initiatives.

AMERICAN OVERSIGHT

Overall, Jara said, Orange County schools have found a good balance between school autonomy and central oversight.

He wants to implement a similar structure in the Clark County district, which is still wrestling with the Legislature-mandated reorganization.

Budget flexibility

To demonstrate the flexibility of the Orange County system and illustrate how it can adjust to different challenges, Jara took a reporter on a tour of five schools.

At Colonial High School, he discussed principal autonomy, using the school's third-year principal, Jose Martinez, as an example.

The school, which serves up to 3,600 students, is similar to many Clark County high schools. It is 87 percent nonwhite. It's a Title I school, and 71 percent of students qualify for free or reduced lunch under federal standards, an indicator of poverty.

It's earns a consistent "C" on Florida's five-tier rating scale.
But unlike most Clark County schools, every student has their own tablet.

Also, the principal has near-complete control over the budget, as long as the school meets the district's criteria for academic achievement. That's similar to what's being done in Clark County, though at this point Orange County principals appear to have more spending flexibility. That required additional budgeting training for principals, Jara said.

At Colonial, for example, Martinez responded to parent and student feedback by cutting a couple coaching positions and using that money to cover fees for band and orchestra programs. There's money available for dry-cleaning uniforms, for example.

A better example came from Colonial's enrollment of roughly 200 Puerto Rican students who fled to Florida after Hurricanes Irma and Maria decimated their homeland.

"We knew right away we needed a system in place," Jara recalled, sipping from a cup of Dunkin Donuts coffee as he described how Martinez and his team jumped into action to prepare for the influx.

The solution included getting the school's Latinos in Action club involved.

A spinoff of student government clubs, Latinos in Action operates in a handful of Orange County schools and focuses heavily on mentorship.

Because the system was already in place, Martinez said, it was easier to absorb the newcomers with only minimal disruption to other students.

School turnaround

While the district lets schools like Colonial make such calls, schools that aren't cutting it academically have less autonomy.

AMERICAN OVERSIGHT

Washington Shores Elementary School was a dilapidated facility nestled into an old, historically impoverished neighborhood.

Four years ago, the school received an “F” rating and a promise of support from the district. That included a spot in the school transformation office that Jara helped create and replacement of the old building.

Nate Stephens, the principal brought in to lead the transformation, grew up in the neighborhood and serves as the ultimate role model for the children.

“This is the exit from the neighborhood. This is personal for me,” he said.

Part of the transformation involved training teachers on how to talk to students using higher-level vocabulary to set an example, Stephens said. If you hold high expectations, he said, the students can and will meet them.

In the latest state ratings, the school climbed to a “C.”

During the tour of the school, students impressed Jara with their vocabularies. He sat with a kindergarten student who used the word “bacteria” in an essay on ice cream. A third-grade student talked about how physical activity teaches “collaboration.”

“It’s the same kids, the same community, learning at a higher level,” Jara said.

The transformation office is similar to Clark County’s turnaround initiatives but more advanced in some ways. For instance, it has a system to ease schools back to the mainstream once they reach an achievement standard. Over two to three years, the school is weaned off transformation office support, and budgetary control is returned to the principal.

That prevents what some Clark County schools with high-needs students are seeing now when certain state funding measures, like the Zoom and Victory programs, provide extra support only to vanish once student achievement improves.

That’s one reason Jara likes systems that focus on and reprioritize existing funds rather than relying on new money.

‘Master’ principals

Next on Jara’s list is Millennia Elementary School, which shares Principal Anne Lynaugh with nearby Millennia Gardens Elementary School, similar to Clark County’s “franchise principal” program.

The idea of both programs is to leverage experience and talent, but Jara said he worries about burnout. Both districts also have training programs aimed at nurturing up-and-coming administrative talent.

In Lynaugh’s schools, Jara shows a knack for connecting with students, easily slipping into and out of his native Spanish. Jara moved to Miami from Venezuela when he was 10.

“My parents had a vision of the American Dream, and I’m living it,” Jara said over a chicken sandwich and Diet Coke, one of three cans consumed during the daylong visit.

AMERICAN OVERSIGHT

Like their Clark County counterparts, Orange County students speak a multitude of languages, which can sometimes pose a problem, said Lynaugh. But with technology in every classroom and the rise of programs like Google Translate, students who aren't yet fluent in English are able to work independently.

Hands-on learning

Next up is Orange Technical College.

Don't let the name deceive you. Students do not earn bachelor's or associate degrees but can pursue a wide range of career certifications.

Funded by the state and run by districts, Florida's technical colleges are similar to vocational schools. They are open to adults and high school students. Adults pay tuition and any required fees, while students generally pay only for supplies or instructional materials.

Five campuses in Orange County offer more than 40 programs, including cosmetology, mechanics, animation and welding. Students spend half their days at their zoned high school and half in their career or technical program.

Jara's son, Alex — second-oldest of his three kids — is an alumnus, collecting a welding certificate two days before his high school graduation.

"This is hands-on learning," the elder Jara said.

The schools defy the notion that vocational schools are somehow lesser. Through partnerships with high-profile companies and up-to-date programs, including modeling simulation design and production, it's remarkable what they can accomplish, Jara said.

For example, combining a standard program like brick masonry with virtual reality technology keeps costs down by letting students practice in a simulation before actually laying bricks.

Closing achievement gaps

The last stop is Hunter's Creek Middle School, which is consistently rated at the highest level by the state. Principal Amy McHale is about to get even more autonomy and flexibility as she tries to narrow the achievement gap between the school's highest- and lowest-performing students.

But again, the district has a system for her to work within. She's allowed to try innovative approaches, mostly involving technology, but must narrow the gap — a goal the Clark County schools also have been pursuing under outgoing Superintendent Pat Skorkowsky — within three years.

Her plans include moving students to two days of block scheduling next year to devote more time to math and "really focus on the gaps," she said.

On to Clark County

AMERICAN OVERSIGHT

NV-DA-20-0615-A-003642

Although Jara will be across the country by then, he promised to keep a close eye on Orlando and maintain a close relationship with Orange County Superintendent Barbara Jenkins, whom he called the greatest school superintendent in the country.

That comment came at his last School Board meeting in late May, where he was showered with praise from trustees. He also had the chance to lay out some of his hopes for Clark County.

“I hope to become sister school districts to replicate the work of the talented administrators and phenomenal teachers in Orange County,” he said.

Time will tell if culture change can also be exported.

Federal lands law jeopardizes future of Nevada’s Mint 400
Michael Scott Davidson
Las Vegas Review Journal
https://www.reviewjournal.com/news/politics-and-government/clark-county/federal-lands-law-jeopardizes-future-of-nevadas-mint-400/

Since its creation 50 years ago, the Mint 400 off-road race has become local legend.

The 120-mile-long desert loop that runs east of Interstate 15 between Las Vegas and Primm is known for its unforgiving difficulty. About half the trucks and dune buggies that start the race are unable to finish.

The event was immortalized in 1972 in journalist Hunter S. Thompson’s novel “Fear and Loathing in Las Vegas.”

This year’s iteration of the event, held in March, drew an estimated 35,000 attendees from around the world and created $40 million in economic impact for the state, according to Josh Martelli, who co-owns the race with his brother, Matt.

“It is our Indy 500,” Martelli said.

But the race’s future in Southern Nevada is being threatened by federal legislation that would open nearly 39,000 acres of federal land for development, including land south of the Las Vegas Valley. Clark County commissioners are scheduled to vote Tuesday whether to sign a resolution supporting the legislation.

Martelli said the northern half of the Mint 400 course crosses that land. Moving the route would cause the race to lose some of its difficulty and accompanying prestige. And finding a new route would be difficult because of protections for animals such as the desert tortoise.

“This proposal eliminates at least 40 to 50 miles of our racecourse, and we don’t really have a lot of good alternatives,” he said. “We’re essentially being sandwiched between new commercial development and preservation of natural resources.”

Martelli said county staffers have assured him they will support preservation of the racecourse through 2023 and help identify an alternative route. But the race organizer said the next best place to hold the race would be near Phoenix.

AMERICAN OVERSIGHT

“That would be a huge economic loss for Clark County and Las Vegas,” Martelli said.

The land proposal has also drawn the ire of other off-road organizations.

“Not only will it affect competitive events, (but) it will also affect people that go out and ride on the weekend,” said Kenny Thatcher, president of Southern Nevada Off Road Enthusiasts. “There’s probably over 300,000 off-highway vehicles in Clark County.”

Thatcher said those vehicles are owned by people spending money on gas, car parts and auto repairs. They often stop in Primm for lunch when they go riding.

“Primm Valley stands to lose a lot from it,” Thatcher said. “We’re blue-collar people. We have disposable income, and this is how we use it. It’s a big industry.”

At their Tuesday meeting, commissioners also will discuss the formation of a committee focused on preserving local off-road recreation. Additionally, they will decide whether to sign an agreement with Nellis Air Force Base that would give the county ownership of almost one-tenth of the 10,000 acre Nellis Dunes off-road recreation area north of Las Vegas

Martelli said he views the committee idea as an olive branch from the County Commission to the off-road community, but both he and Thatcher remain wary of what effect such a committee could have.

Regardless, Thatcher said he hopes to bring at least 300 people to the commission meeting to oppose the lands bill.

“If they think they’re going to send everyone out to the Nellis Dunes, you can’t put 300,000 people in 10,000 acres. It’s not going to work,” Thatcher said. “We’ll have to go outside of Clark County to do anything.”

Resolution up for approval

Clark County Commission is slated to vote Tuesday on a resolution seeking federal legislation to open almost 39,000 acres of public land for development and set aside more than 370,000 acres of new wilderness and protected areas for the desert tortoise and other threatened species.

The four-page resolution outlines 15 separate transactions, including a 41,000-acre expansion of the Moapa River Indian Reservation, several new or expanded wilderness areas totaling almost 83,000 acres and nine areas of “critical environmental concern” totaling almost 293,000 acres.

The document and related maps are available for review on the county’s website at https://bit.ly/2JHlh1d.

County officials gave the general public its first look at the proposal during a June 5 open house, then accepted written input for a week.

Those wishing to provide further input will have to do so during public comment Tuesday.

The commission meeting is slated to start at 9 a.m. The resolution is item No. 97 on the agenda.

AMERICAN OVERSIGHT

Many Nevada drivers to pay more for minimum liability coverage
Art Marroquin
Las Vegas Review Journal
https://www.reviewjournal.com/news/news-columns/road-warrior/many-nevada-drivers-to-pay-more-for-minimum-liability-coverage/

Nevada drivers might want to double-check their insurance, because changes are coming in about two weeks.

The threshold for minimum liability coverage goes up July 1 under a law approved during last year's legislative session.

New minimums require motorists to carry $25,000 per person for bodily injury, $50,000 per accident, plus $20,000 for property damage coverage per accident, officials with the Nevada Department of Motor Vehicles said.

That's a significant jump from the current requirement of $15,000, $30,000 and $10,000, respectively — currently ranked as the second-lowest in the United States, DMV officials said.

"The costs of medical care and automobile repairs have gone up significantly," Nevada DMV Director Terri Albertson said. "The cost of a crash can easily exceed these older minimums."

About 32 percent of Nevada's 2.3 million licensed drivers carried the minimum coverage as of last year, including the Road Warrior.

Most drivers were notified about the need for increased coverage during their most recent policy renewals. And like many of you, the Road Warrior made the required adjustments to his policy last month.

Depending on your driving record and insurance company, the change in rates could range from $10 to $50. Insurance companies will no longer be allowed to write the lower limits; those that do could be sanctioned, DMV spokesman Kevin Malone said.

Scofflaw drivers failing to purchase auto liability insurance at the new minimum limits could be cited and fined and have their vehicle registration canceled until the appropriate coverage is purchased, according to the Nevada Division of Insurance website.

Local leaders meet with Nevada politicians on development goals
Bailey Schulz
Las Vegas Review Journal
https://www.reviewjournal.com/business/local-leaders-meet-with-nevada-politicians-on-development-goals/

A group of 25 business and community leaders from the Las Vegas Global Economic Alliance and local chambers met with congressional delegations and agencies this week in Washington, D.C., to discuss policy issues affecting Southern Nevada.

The Federal Forum, held Tuesday and Wednesday, discussed big-picture issues including the impact of Yucca Mountain on economic development and tourism, I-11's development and the future of the autonomous vehicle industry in Las Vegas.

AMERICAN OVERSIGHT

The alliance is a private-public partnership that works with the Governor's Office of Economic Development and other state partners to recruit new businesses to the state and to expand existing businesses that export at least half of their goods or services outside of Nevada. It achieves its mission largely by preparing companies to be approved for state tax abatements.

Ray Specht, who chairs the LVGEA's policy committee, said the forum touched on how to keep expanding the local economy when it already is seeing growth in areas such as employment and population.

"One of the things we talked about is how now is not the time to take the foot off the gas pedal," Specht said. "What do we do to make LGVEA the most competitive regional development authority?"

Lisette Partelow, the director of K-12 strategic initiatives at the Center for American Progress, a think tank in Washington, spoke about education policy at one of the forum's sessions. She said the group had an insightful discussion on short- and long-term goals on how to improve teacher recruitment and retainment. Suggestions included improving salaries and requiring higher degrees for certain positions.

The forum was also meant to help strengthen relationships between the LVGEA and delegation.

"Our entire delegation has been very open and willing to work with us," alliance CEO and President Jonas Peterson said.

Peterson said the access to state politicians will help to accomplish the group's priorities.

"There's a clear sense of where we want to go and what we want these policy programs to look like."

Vaping industry credits economy, lower taxes for its migration to Las Vegas
Vegas INC
https://vegasinc.lasvegassun.com/business/2018/jun/18/vaping-industry-credits-economy-lower-taxes-for-it/

When they were first mass produced, e-cigarettes and vaping products formed an industry widely considered to be a dud in the United States. Popularized in China in the early 2000s, they launched with little fanfare in the U.S. past decade as a less harmful alternative to tobacco.

But in recent years, the battery-powered vaporizer industry has taken off. It was worth $10 billion in 2017, and market research estimates it will reach $34 billion by 2021, $46 billion by 2023 and $64 billion by 2025.

As neighboring states have thrown in massive taxes and regulations to combat large vaping corporations from growing too much, many companies are moving to Las Vegas.

"This city gives people a well-rounded life, and from a traffic perspective, everybody's time is being used more efficiently," says Billy Wilson, CEO of online retail and wholesale supplier E-Cig Distributors. "It's great for business because it's easy to convince clients to come to Las Vegas for meetings and conventions. You don't have to twist too many arms."

Wilson's company, which distributes almost 10 million e-cig products around the world each year, is one of more than a dozen vaping mega-companies to move from California and Washington to the Las Vegas Valley as regulations and future proposed laws have hampered the industry in those states, starting in 2016. While each

AMERICAN OVERSIGHT

company's reasons for moving here vary, interviewed CEOs cited California's Prop 56—which increased consumer taxes on tobacco and vaping products by almost 230 percent starting in 2017—and Washington's House Bill 2165, which proposes to hike up such taxes by more than 60 percent, as contributing factors for their migration to the Valley.

After moving five times around Orange County from 2012 to 2017, Wilson convinced 28 of E-Cig Distributors' then-40 employees to join him in a full-scale move to Las Vegas last March. Operating here for more than a year, Wilson says his company is thriving more than ever in a state that's "much more open to business." He credited local and state economic departments for helping ECD make a "relatively seamless" move.

"We had 45 days to identify a building, pack everybody up and make the move actually happen," he says. "We finally shut down operations in Orange County on a Thursday, and we were open in Las Vegas the next Monday."

Facts and figures about e-cigarettes and vaping products
• Vaping products produce an aerosol by heating a flavored liquid that's inhaled by users into their lungs. The battery-powered products come in varying shapes and sizes and are known as "e-cigs," "mods" and "vape pens" among other nicknames.

• While vaping products save users from tar and other cancer-causing substances found in tobacco and marijuana cigarettes, vape juices can still include harmful chemicals like nicotine, diacetyl and — for weed vapes — THC.

• The vaping industry was worth $10 billion in 2017, and market research estimates it will reach $34 billion by 2021, $46 billion by 2023 and $64 billion by 2025.

• San Francisco-based Juul has 54 percent market share in the industry, and federal officials expect the brand to continue growing among both adults and underage users.

• (Sources: U.S. Centers for Disease Control and Prevention, U.S. Dept. of Health and Human Services, Nielsen)

Jimmy Chen, CEO of Uvaper Wholesale, moved 20 of his 50 employees this year from Kent, Washington, for the chance at a more centrally located distribution headquarters in Las Vegas. Chen, like Wilson, says the move made sense among other reasons because he's able to more easily attract clients to visit Las Vegas than the Pacific Northwest. Chen says he hopes to hire an additional 30 employees at Uvaper's Las Vegas headquarters by the end of the year to keep up with growing business.

Vape industry employees, like Corben Madden, ECD's chief technology officer, says their dollar also goes much further in the Valley, thanks to lower home and rental rates and no state income tax.

"I save a ton of money on each paycheck and my taxes at the end of the year," he says.

Wilson, Chen and Madden say diversification of the Valley's economy also was an attractive draw. Traditionally known as a city for gambling and entertainment, the addition of professional sports teams and modern businesses such as Amazon, Postmates, Soothe and others give Las Vegas the feel of a "well-established West Coast city," Madden says.

AMERICAN OVERSIGHT

But while Nevada has taken a business-friendly approach to the vape industry, federal officials warn a growing number of young users may eventually lead the state to implement tax hikes similar to those in California and Washington. Of the estimated 10 to 12 million vape users in the United States, more than 2 million are underage, according to figures from the U.S. Center of Disease Control.

San Francisco-based brand Juul last month achieved 54 percent of the vape market share, according to statistics from Nielsen, thanks in part to viral videos of its users experimenting with the products on social media. Under heavy pressure, the vape giant declared its support to raise the minimum purchase age for vaping products from 18 to 21 years old and contributed $30 million to research and prevention of underage use of its products.

“Our company’s mission is to eliminate cigarettes and help the more than 1 billion smokers worldwide switch to a better alternative,” says Juul Labs CEO Kevin Burns. “At the same time, we are committed to deterring young people, as well as adults who do not currently smoke, from using our products.”

Brian King, who oversees the CDC’s Office on Smoking and Health, called the growing youth e-cigarette usage statistics “concerning,” adding that almost 60 percent of Americans who vape are also tobacco users. Despite industry marketing claims that e-cigarette products can help people stop smoking tobacco, King says evidence on vape products as healthy alternatives to traditional cigarettes is “not conclusive.” Vaping products have not been proven to help tobacco users quit, either.

“There are some people successfully quitting tobacco with e-cigarettes, but the majority of users are not,” King says. “We know e-cigarettes are safer than combustible cigarettes, but that doesn’t mean they’re safe. The science on the issue is still really mixed.”

Group focuses on bringing Super Bowl, Final Four to Las Vegas
Richard N. Velotta
Las Vegas Review Journal
https://www.reviewjournal.com/business/tourism/group-focuses-on-bringing-super-bowl-final-four-to-las-vegas/

In the end, a newly appointed committee charged with attracting major sporting events to Southern Nevada might need seed money most.

The 19-member Southern Nevada Sporting Event Committee gathered for the first time Friday to begin strategizing about the best ways to attract and finance bids for events like the Super Bowl, the NFL draft, and the NCAA’s Final Four and Frozen Four.

Rossi Ralenkotter, CEO of the Las Vegas Convention and Visitors Authority, noted that the goal of putting more “heads in beds” with high-profile sports events may be more challenging than it looks, because schedulers will have to avoid bringing in large crowds when big conventions are already in town. He also noted that preparing a competitive bid takes financial resources, so part of the solution could be determining a funding source.

Chaired by Paul Anderson, the committee includes six Nevada Resorts Association members and representatives of the Vegas Golden Knights and the Oakland Raiders.
Some members with venues already in place are already attracting events, including Boyd Gaming’s Orleans Arena and MGM Resorts International’s T-Mobile Arena, MGM Grand Garden and Mandalay Bay Events Center. By 2020, the new 65,000-seat Las Vegas stadium will be available.

AMERICAN OVERSIGHT

This year the Las Vegas Motor Speedway joins the list of facilities hosting two annual NASCAR weekends.

The South Point has not only one of the best equestrian arenas in the region, but also one of the top bowling centers.

The committee is expected to meet four or five more times before delivering a report to Gov. Brian Sandoval and the Nevada Legislature by Dec. 31.

Members will likely discuss whether a separate sports commission should be formed and the best way for Southern Nevada's sports venues to coordinate efforts to draw high-profile events to the city.

One of the reasons the committee plans to deliver a report by the end of the year is so that it could approach the Legislature for seed money to get started.

Committee members agreed that they want to hear background reports from the LVCVA and Las Vegas Events about how they bring events to Southern Nevada.

A familiar organization will handle staffing responsibilities for the new committee. Brian Gordon, a principal with Las Vegas-based Applied Analysis, has been contracted to provide staffing support for the group. Gordon's associate, Jeremy Aguero, has a similar function with the Las Vegas Stadium Authority.

Gordon said Friday that he would soon set up a website for the committee to provide information for its public meetings.

The next committee meeting hasn't been scheduled, but it is expected to be sometime from July 9-16.

Committee members

-Chairman Paul Anderson, executive director, Governor's Office of Economic Development.

-Andy Abboud, senior vice president, Las Vegas Sands Corp.

-Marc Badain, president, Oakland Raiders.

-Michael Britt, vice president, Government Relations, Red Rock Resorts.

-Carolyn Goodman, mayor of Las Vegas.

-Dallas Haun, chairman, Nevada State Bank.

-John Hill, public relations and advertising representative, Palm Mortuary.

-Steve Hill, chairman, Las Vegas Stadium Authority.

-John Maddox, vice president, Government Relations and Development, Caesars Entertainment Corp.

-John McManus, executive vice president, MGM Resorts International.

AMERICAN OVERSIGHT

NV-DA-20-0615-A-003649

-Bill Noonan, senior vice president, Industry and Government Affairs, Boyd Gaming Corp.

-Rossi Ralenkotter, CEO, Las Vegas Convention and Visitors Authority.

-Thom Reilly, chancellor, Nevada System of Higher Education.

-Peter Sadowski, executive vice president, Vegas Golden Knights.

-Mary Beth Sewald, president and CEO, Las Vegas Metro Chamber of Commerce.

-Scott Sibella, chairman of the board, Las Vegas Events.

-Kim Sinatra, executive vice president, general counsel, Wynn Resorts Ltd.

-Steve Sisolak, chairman, Clark County Commission.

-Steve Stallworth, general manager, Arena & Equestrian Center, South Point.

Gov. Brian Sandoval also appointed four non-voting Technical Advisory Committee members: Scott Adams, City of Las Vegas city manager; Clark County Manager Yolanda King; Regional Transportation Commission of Southern Nevada General Manager Tina Quigley; and Clark County Department of Aviation Director Rosemary Vassiliadis.

Heller announces $12 million for Tahoe Restoration Act
Nevada Appeal
https://www.nevadaappeal.com/news/government/heller-announces-12-million-for-tahoe-restoration-act/

Sen. Dean Heller, R-Nev., on Friday announced there will be $12 million in federal funding for fire detection cameras and the battle against invasive species.

Heller said earlier this month he urged the Department of Agriculture and Forest Service to fund and support wildfire prevention and detection efforts. He said Friday there's $6 million in the budget to support innovative wildfire projects including modernizing aviation, radio and evacuation infrastructure. He said the act also contains $2 million specifically to support efforts such as AlertTahoe, a camera system to help detect widlfires in the basin much earlier than other methods.

It also calls on the forest service to work with UNR on wildfire risk mapping.

In addition, he said there's $6 million in the appropriations bill to combat invasive species at the lake.

Nevada DMV makes it easier to change gender on licenses
Associated Press
https://elkodaily.com/news/state-and-regional/nevada-dmv-makes-it-easier-to-change-gender-on-licenses/article_234e65d4-cd43-58b1-9f75-3ea79a1f756d.html#tracking-source=home-top-story

LAS VEGAS (AP) — A doctor's approval is no longer required to change the listed gender on a driver's license or identification card at Nevada's Department of Motor Vehicles, which is working on adding a new option for those who don't identify as male or female.

AMERICAN OVERSIGHT

The previous policy added further costs and stress for trans and gender-nonconforming people, said Jane Heenan, Gender Justice Nevada's clinical director. Heenan recalls one person who spent money on multiple doctor visits because they could not find a physician who would sign off on the form.

"Driver licenses no longer require any kind of external permission or affirmation from medical professionals of any kind," Heenan said. "It reduces the complexities of this process, which are already very complex for people seeking to make these changes. Lifting that burden is significant."

An updated driver's license costs $9.25 and a new ID card is $8.25, according to the DMV.

The change is similar to a move by the Nevada Department of Health and Human Services, which changed its rules in 2016 to allow people to update the gender on their birth certificate using a self-declaration process, The Las Vegas Sun reported Thursday.

"Requiring medical certification of gender identity is an outdated practice," said Kevin Malone, a DMV spokesman.

The DMV has not said when a third option for people who don't identify as male or female will be added.

"We are planning to add a nonbinary gender marker," Malone said. "However, this requires computer system programming and extensive testing with law enforcement and other stakeholders to ensure they receive the proper information."

Nevada prison officials struggle with doctors who refuse to treat inmates
Michelle Rindels
The Nevada Independent
https://thenevadaindependent.com/article/nevada-prison-officials-struggle-with-doctors-who-refuse-to-treat-inmates

Nevada prison officials say they sometimes have to take inmates through the back door or bring them before or after normal business hours for non-emergency medical care because off-site doctors are reluctant to treat them, if they treat them at all.

The hesitance to offer medical care to incarcerated people is one of the reasons cited by a new audit as to why prisons are sometimes resorting to more expensive out-of-network medical providers. Officials say there's not much they can do to compel in-network providers to see an inmate.

"There is no statutory requirement that they would be forced to provide services to everyone that subscribes to their network," said John Borrowman, the deputy director of support services at the Nevada Department of Corrections. "We have no leverage statutory or otherwise to force a provider to see an inmate."

The audit, presented Thursday at the Executive Branch Audit Committee that includes all Nevada constitutional officers, noted that the prisons resorted to out-of-network providers in 16 cases, or about 8 percent of the sample. One example was that the prisons are favoring a single out-of-network urologist in Southern Nevada because that doctor is willing to serve inmates on-site at the remote Ely prison and in conservation camps, so officials also use that physician for off-site appointments.

AMERICAN OVERSIGHT

Borrowman noted that the networks the state buys into for medical care are also used by the general public and other state health groups, such as the Public Employee Benefits Program, and aren't exclusively designed for inmate populations. He said in a future request for proposals, there may be an effort to gauge how many providers in a network will take inmate patients.

Lt. Gov. Mark Hutchison said he hoped the state could use its leverage as a large payer of health services to negotiate

"We ought to have as a very basic requirement that these folks are willing to provide services for the inmates who need them so we don't have to keep going outside the network," he said.

The out-of-network services discussion is part of a larger conversation about how to manage the rising cost of health care in Nevada prisons. In 2017, the department spent $11.7 million on off-site medical expenses alone.

"This has been a concern of mine since I've gotten here," said NDOC Director James Dzurenda. "We have noticed a trend over the years of increasing medical costs and overnight hospital stays."

Auditors' suggestions for keeping costs under control included:

Finding a third party administrator who can do "targeted case management" and ensure inmates staying at a hospital are getting only necessary treatments at the best rates. Oregon has implemented this system and reported saving 20 percent on hospital costs over two years.
Reviewing prison medical payouts to ensure they match with the treatment that was authorized by the department's Utilization Review Committee, which reviews requests for off-site medical care and prioritizes them.

The Indy Explains: Everything you need to know about NV Energy's solar proposal
Riley Snyder and Daniel Rothberg
The Nevada Independent
https://thenevadaindependent.com/article/nv-indy-explains-everything-you-need-to-know-about-nv-energys-solar-proposal

What kind of event could bring together Nevada's governor, lieutenant governor, a congressman, two gubernatorial candidates and dozens of Assembly and state Senate members?

Far down the list of anyone's guess would likely be the unveiling of NV Energy's 2018 Integrated Resource Plan (IRP), a lengthy, data-heavy planning document the utility is required to submit to state regulators every three years detailing how it plans to meet future electric supply and demand.

But members of Nevada's political elite crowded the Springs Preserve last week to hear utility CEO Paul Caudill unveil details of the utility's 2018 IRP, including six proposed agreements to develop six new photovoltaic solar farms throughout the state and several major battery storage projects, doubling the state's renewable energy production by 2023.

The star-studded unveiling, which also includes a contract for potentially the cheapest solar production price in the country, was somewhat unusual for the IRP process, which typically resides in the realm of energy policy wonks and other denizens who follow the normally dry regulatory proceedings.

AMERICAN OVERSIGHT

Unmentioned during the event but clearly present throughout the utility's IRP filing was the specter of Question 3, a proposed constitutional amendment that would end NV Energy's monopoly control of the state's electric market and require the state set up and switch to a competitive retail market by 2023.

NV Energy, which has donated millions of dollars to a PAC opposing the ballot question, states in the IRP application that the expansive planned move toward more renewable generation wouldn't go forward if the ballot measure passes, as the amendment would prohibit the utility from owning generating stations or entering into power purchase contracts with outside firms.

Here's what the IRP process entails, and what the future landscape of Nevada's energy policy could look like over the next three years.

What is an IRP?

Under state law, an electric utility is required to file a "plan to increase its supply of electricity or decrease the demands made on its system by its customers" to the state's Public Utilities Commission every three years, due on June 1.

That broad outline takes the form of a filing consisting of thousands of pages of applications, testimony and appendixes from the utility, a window into how it plans to manage electric demand and procurement of supply over a period stretching out over the next three decades.

From there, the PUC — which consists of three commissioners appointed by the governor — is required to hold hearings and take testimony from any interested parties on the application, and judge it based on several criteria including meeting reliability minimums, the state's renewable portfolio standard and acquiring fuel sources judged on flexibility, diversity and reliability.

After receiving the application, the PUC has 135 days to approve the utility's energy supply plan. This year, that's Oct. 14. The PUC then has 210 days to approve the rest of the plan, which for 2018 falls on Dec. 28, fewer than six weeks before the Legislature convenes.

State lawmakers in 2017 approved a number of changes to the IRP process, including requiring the utility for the first time to file it jointly for its entities serving both Northern and Southern Nevada service territories.

In its 2018 application, NV Energy laid out its broad goals for its future energy supply and demand goals thusly:

"The overarching goal of this 2018 Joint IRP is to meet growth and shrink our exposure to natural gas prices by delivering more low-cost renewable energy to our customers, accelerating our transition to a cleaner energy future with near-term investments by our (power purchase agreements) counterparties to support new Nevada-based renewable energy resources, shoring up our transmission infrastructure, and increasing or investment in energy efficiency programs."

Clean energy and Question 3

Clean energy advocates see this latest IRP as a shift for the utility, which had approached solar and energy storage projects more conservatively in the past. They also see it as the utility adjusting to the times, a reflection of the dramatic drop in solar and battery storage prices over the past few years, even with the recent tariffs on solar panels imposed by the Trump administration.

AMERICAN OVERSIGHT

One of NV Energy's proposed solar projects, Copper Mountain 5, would provide the cheapest solar energy in the country, according to Greentech Media, which is part of a research firm that tracks solar contract prices. That price could increase after the first year, but the other proposals are similarly low priced contracts, said Colin Smith, an analyst at Greentech Media Research.

"These projects are on par with some of the lowest [contract] prices to date," he said.

The IRP could put more pressure on clean energy groups, many of which have stayed neutral on the Energy Choice Initiative, to decide whether they support the ballot measure or the utility's continued regulated monopoly over the state's energy portfolio. Robert Johnston, a senior attorney at Western Resource Advocates, said there is some concern that moving to an energy choice market might slow down progress on building out large-scale solar projects.

Johnston noted that there would likely be several transition years before Nevada has an open energy market. There is concern among some environmental groups, he said, that during the transition period, there will be a halt in the construction of new solar projects.

"We think it will be a long and complicated process," he said. "And the question is: Who is going to be building new renewable projects during this interval where you could really have a cloud of legal and regulatory uncertainty hovering over the state? … What we've seen in Nevada is that developers won't break ground on these projects until they have a long-term buyer under contract who is committed to buying energy out of that project for the next 20 to 25 years."

Under the proposed plan, the state's energy supply plan would rise from 14 percent renewable in 2017 to 32 percent renewable in 2023.

Jon Wellinghoff, a policy advisor for the ballot measure and former chairman of the Federal Energy Regulatory Commission dismissed these concerns. He argued that companies might invest in clean energy even during the transition period before a restructured market goes into effect.

He laid out a few hypotheticals in which that might be possible. A large company that owns several stores in the state, Wal-Mart for instance, could enter into a contract for a solar facility to serve its stores under energy choice. Or, Wellinghoff said, a casino giant such as MGM Resorts International could invest in solar to aggregate and then offer to its large employee base.

If the market is opened, Wellinghoff said, he expects solar and battery storage to be the predominant types of energy procured because of how competitive their pricing has become.

"There's no question those are the primary things they're going to invest in," he said.

The Question 3 factor

NV Energy says in the filing that it will only move forward with all of the proposed solar projects if Question 3 fails in November. If not, the company would be required to sell off all of their power purchase agreements and power plants as part of the dismantling of the monopoly structure.

AMERICAN OVERSIGHT

NV-DA-20-0615-A-003654

If the ballot question passes, the utility proposed going forward with only one of the six proposed renewable energy projects — a 300 solar megawatt power purchase agreement with 8minuteenergy at the Eagle Shadow Mountain Solar Farm. Its IRP filing states that doing so will help the utility's Northern Nevada operations meet the minimum Renewable Portfolio Standard goal.

The utility is also asking for the approval of four major transmission system upgrades to help interconnect the newly planned renewable energy projects, in total worth $22.9 million and that the utility could later recover through an adjustment in rates. If Question 3 is approved by the voters, the utility is asking the PUC to approve only a $550,000 transmission upgrade.

NV Energy executive Shawn Elicegui wrote in testimony filed with the IRP that because the utility would only need to meet the needs of customers through 2023 if the ballot measure passed, it wouldn't make sense to enter into several long-term solar power contracts that it would then need to turn around and sell almost immediately.

"NV Energy's focus will shift from long-term, centralizing planning that focuses on energy supply to short-term planning," Elicegui wrote in the filing. "Adding six long-term obligations, as well as battery storage to a list of assets that needs to be transferred and which add to the obligations backed by the full faith and credit of the State is not necessary to meet customers' needs through 2023."

Does NV Energy really need the proposed solar?

The IRP requires the utility to prepare two analyses, one that addresses supply and another that addresses demand. But the two are interconnected. Growing energy demand has typically been used to justify the need for procuring more supply or building more transmission lines.

For utilities across the country, power sales have flattened or increased at smaller rates, even as economies have grown. Part of this has to do with improvements in energy efficiency.

The same trend is true for NV Energy. In its filing, it forecasts its peak load — the maximum amount of energy required by its customers — to grow at about 0.7 percent in Southern Nevada and dip slightly in Northern Nevada between 2019 and 2029. The forecast is low, the company said, because it factors in the expiration of contracts and an ambitious energy efficiency plan (the IRP proposes cutting sales by more than 1.1 percent through energy efficiency).

Wellinghoff said that even with Valmy plant — the utility's lone remaining coal-fired plant — coming offline in the near future, the utilities commission might punt on NV Energy's plan because the utility could satisfy its customers' needs without new solar farms.

"We'll be well into the transition to energy choice by [the time they need that energy]," he said.

NV Energy argues that even though adding solar will bring more generation to the grid, it will lower costs over time because the utility will be less reliant on purchasing natural gas. Right now, the utility must choose whether to purchase power on the Western wholesale market or purchase natural gas as fuel for those power plants. The six solar energy projects would give the utility more flexibility to avoid those costs, which could fluctuate in the future.

In the filing, NV Energy said the plan would "shrink customers' exposure to natural gas prices."

AMERICAN OVERSIGHT

The utility's plan also called for extending out the planned lifespan for several of its existing power plants until around 2030 largely to provide capacity support during times of peak electric demand, as most of them are in good operating condition.

Valmy retirement

One of the highlights cited by Caudill and others in the presentation of the IRP is moving up the retirement date for one of the units of the Valmy coal-burning generation plants, the utility's lone remaining coal-fired facility in the state.

Long a target for environmental groups, the utility initially planned on operating the rural Humboldt County-based plants through their expected retirement date of 2025, to help meet peak demand during hot summer months and because the utility considered coal to be a more reliable resource than large-scale solar.

The IRP filed by the utility calls for one of the two generating plants (which it co-owns with Idaho Power) to be retired by 2021, with the other staying operational through 2025.

But retirement of the Valmy plant is conditioned on several factors, including:

the PUC approving all three Northern Nevada renewable energy projects and coming into operation before June 2022
no unexpected increases in area electric demand that would create a larger energy load
stable conditions in western energy markets
avoiding increases in transmission area load
the commission approving regulatory asset accounts, which would allow the utility to recover the cost of closing the plant early through changes in rates.
NV Energy said the conditions, like the approval of three new solar projects, are necessary to maintain a reliable grid in an area that serves Reno and mining customers near Elko.

Uncertainty over the retirement date is due to various unsolved factors in the utility's electric supply mix over the next three years, Elicegui wrote in a filing submitted as part of the IRP, requiring a series of tests to ensure that retiring the plant early wouldn't disrupt the utility's ability to deliver electricity during peak demand times.

"While our current long-term reliability assessment indicates that we should be able to retire North Valmy Unit 1 in 2021 without compromising our fundamental directive – to safely and reliably deliver low-cost energy to customers – we need to confirm those findings with additional analysis as 2021 approaches," Elicegui wrote in the filing.

'Nobody likes' family separation policy, Trump adviser says
Associated Press
https://www.reviewjournal.com/news/nation-and-world/nobody-likes-family-separation-policy-trump-adviser-says/

WASHINGTON — A top White House adviser on Sunday distanced the Trump administration from responsibility for separating migrant children from their parents at the U.S.-Mexico border, even though the administration put in place and could easily end a policy that has led to a spike in cases of split and distraught families.

AMERICAN OVERSIGHT

President Donald Trump has tried to blame Democrats for a situation that has sparked a national debate over his hard-line approach to immigration enforcement.

“Nobody likes” breaking up families and “seeing babies ripped from their mothers’ arms,” said Kellyanne Conway, a counselor to the president.

Nearly 2,000 children were separated from their families over a six-week period in April and May after Attorney General Jeff Sessions announced a new “zero-tolerance” policy that refers all cases of illegal entry for criminal prosecution. U.S. protocol prohibits detaining children with their parents because the children are not charged with a crime and the parents are.

The administration wants to send a message, said a Republican critic of the policy, “that if you cross the border with children, your children are going to be ripped away from you. That’s traumatizing to the children who are innocent victims, and it is contrary to our values in this country.”

Maine Sen. Susan Collins added that “we know from years of experience that we need to fix our immigration laws and that using children is not the answer.”

Trump plans to meet with House Republicans on Tuesday to discuss pending immigration legislation amid an election-season debate over an issue that helped vault the New York real estate mogul into the Oval Office in 2016. The House is expected to vote this week on a bill pushed by conservatives that may not have enough support to pass, and a compromise measure that the White House has endorsed.

In other developments surrounding the immigration controversy:

— A Republican congressman from Texas who toured a tent-like shelter for hundreds of minors who entered the country illegally said Saturday the facility is a byproduct of a flawed immigration strategy. U.S. Rep. Will Hurd said the shelter near the Tornillo port of entry in far West Texas will house about 360 boys who are 16 and 17. The teens began arriving Friday, the same day Hurd toured the shelter, he said, noting that they’re being moved from other shelters to make way for younger immigrant children taken into custody at the border.

— The intensifying the divide among Republicans over immigration policy is fueling concerns that a voter backlash could cost the GOP control of the House in November. To many conservatives, the compromise immigration proposal released this past week by House Speaker Paul Ryan, R-Wis., is little more than “amnesty.” One tea party group described the Republican plan as “the final betrayal.” Fox Business host Lou Dobbs, who is close to President Donald Trump, tweeted Friday that Ryan is “trying to open our borders even more and give illegal immigrants the biggest amnesty in American history.”

— Scuttling immigration legislation could turn off independent voters, an especially important bloc for House Republicans competing in dozens of districts that Democrat Hillary Clinton won in the 2016 presidential election. “The GOP’s in a tough spot,” said Republican pollster Frank Luntz. “The hardcore Trump voter has a different point of view than the ever-important independent voter, and there doesn’t seem to be a middle ground.”

Conway rejected the idea that Trump was using the kids as leverage to force Democrats to negotiate on immigration and his long-promised border wall, even after Trump tweeted Saturday: “Democrats can fix their forced family breakup at the Border by working with Republicans on new legislation, for a change!”

AMERICAN OVERSIGHT

NV-DA-20-0615-A-003657

To Rep. Adam Schiff, D-Calif., the administration is "using the grief, the tears, the pain of these kids as mortar to build our wall. And it's an effort to extort a bill to their liking in the Congress."

Schiff said the practice was "deeply unethical" and that Republicans' refusal to criticize Trump represented a "sad degeneration" of the GOP, which he said had become "the party of lies."

Conway, however, put the onus on Democrats, saying if there are serious about overhauling the system, "they'll come together again and try to close these loopholes and get real immigration reform."

Asked whether the president was willing to end the policy, she said: "The president is ready to get meaningful immigration reform across the board."

More directly, Rep. Ben Ray Lujon, D-N.M., said Trump "could pick up the phone and stop it today."

The House proposals face broad opposition from Democrats, and even if a bill does pass, the closely divided Senate seems unlikely to go along.

Rep. Michael McCaul, who helped write the conservative version with Rep. Bob Goodlatte, said he had spoken to Trump on Saturday and that the president "is fully committed to both of these bills. He's put the full weight of his office behind it."

McCaul, R-Texas, said both bills satisfy Trump's main objectives.

"Without him coming to Capitol Hill on Tuesday, I don't think we'd have that sort of maximum pressure, if you will, to get us across the goal line, and I anticipate on Tuesday that he's going to be the leader he is and we're going to get something passed out of the House," said McCaul, R-Texas.

Trump's former chief strategist said Republicans would face steep consequences for pushing the compromise bill because it provides a path to citizenship for young "Dreamer" immigrants brought to the country illegally as children. Steve Bannon argued that effort risked alienating Trump's political base and contributing to election losses in November, when Republicans hope to preserve their congressional majorities.

"I strongly recommend that we just wait until 2019, right, to address this," he said, while defending the administration's practice of separating parents from children as an example of Trump making good on a key campaign promise.

"We ran on a policy, very simply, stop mass illegal immigration and limit legal immigration, get our sovereignty back, and to help our workers, OK? And so he went to a zero tolerance policy," Bannon said. "Zero tolerance, it's a crime to come across illegally, and children get separated,."

Rep. Beto O'Rourke, D-Texas, said he was working on legislation that would end the practice of family separation.

Speaking from Texas, where he was leading a march to a town where a new tent structure for children recently opened, O'Rourke said "we can do the right thing by this country and for those kids, and not do it at the price of a 2,000-mile, 30-foot-high, $30 billion wall, not doing it at the price of deporting people who are seeking

AMERICAN OVERSIGHT

asylum, deporting people in some cases back to certain death, not doing it at the cost of ending family migration, which is the story of this country."

The situation now is "inhumane" and "un-American," he said. The blame, he said, rests "on all of us, not just the Trump administration."

Conway and Schiff appeared on NBC's "Meet the Press," Collins was on CBS' "Face the Nation," Lujan and Bannon spoke on ABC's "This Week," O'Rourke was interviewed on CNN's "State of the Union" and McCaul was on Fox's "Sunday Morning Futures."

Mary-Sarah Kinner
Communications Director
Governor Brian Sandoval
mkinner@gov.nv.gov

AMERICAN OVERSIGHT

Stephanie M. Klapstein

From: mkinner@gov.nv.gov
Sent: Friday, November 02, 2018 5:47 AM
To: mkinner@gov.nv.gov
Subject: MORNING NEWS CLIPS: 11/02/18

MORNING NEWS CLIPS: 11/02/18

GOVERNOR BRIAN SANDOVAL NEWS:
Op-Ed: Sandoval's legacy: the 'New Nevada': RENO GAZETTE JOURNAL

NEVADA NEWS:
Nevada jury: $250K per mental patient dumped to other states: ASSOCIATED PRESS
Clark County students who refuse searches face discipline: LAS VEGAS REVIEW JOURNAL
Jury rules against Nevada in patient dumping case: LAS VEGAS REVIEW JOURNAL
Las Vegas stadium to have Caesars-branded entrance: LAS VEGAS REVIEW JOURNAL
Las Vegas substance-use treatment center to open this month: LAS VEGAS REVIEW JOURNAL
Open enrollment for Nevada Health Link begins Nov. 1: NEVADA APPEAL
Blockchains company makes big promises, including e-sports arena and master-planned community, at unveiling in Prague: THE NEVADA INDEPENDENT

NATIONAL NEWS:
Federal health care website up and running after slow start: ASSOCIATED PRESS

Sandoval's legacy: the 'New Nevada'
Op-Ed by Mark Hutchison
Reno Gazette Journal
https://www.rgj.com/story/opinion/voices/2018/11/01/sandovals-legacy-new-nevada-hutchison/1847337002/

Nevadans soon will cast their final ballots for a host of candidates and issues, but none will be more meaningful or important to the health and welfare of Nevada than our next governor. Tuesday, we look to the future with hope. Today, let's recall how far we've come and appreciate who championed our cause along the way.

Historian Jon Meacham once observed, "One of the mysteries of history is why is it that certain moments produce exactly the right human beings?" I believe that history will record that Brian Sandoval was exactly the right Nevadan to serve at exactly the right time as our state's 29th governor.

In September 2009, he left a lifetime appointment as a federal district court judge, the pinnacle of any legal career and a job he loved, and announced he would run for governor of Nevada. In 2010, he took on and defeated an incumbent Republican governor in the primary election and then prevailed in the general election against the most prominent and powerful Democratic family in the state.

When Brian Sandoval was inaugurated, Nevada's economy was dismal at best. Our unemployment rate was ranked the highest in the nation at 14 percent. One out of every 11 housing units fell into foreclosure. Our residents filed for bankruptcy at twice the rate of the national average. Governor Sandoval and his

AMERICAN OVERSIGHT

administration went to work over the next eight years to implement policies and champion legislation that created what he called the "New Nevada."

This New Nevada is stronger than ever. Nevada's unemployment rate currently stands at 4.5 percent, the lowest since 2007. We lead the country in private sector job growth, and as of last month, we've added more than 276,000 jobs since the Great Recession by producing opportunities in advanced manufacturing, logistics and operations, information technology, health and medical, and aerospace and defense. This kind of economic diversification is something we Nevadans only dreamed about before Governor Sandoval assumed the reins of government. And we did this while strengthening our traditional core industries of gaming, hospitality, conventions, mining, construction and agriculture.

Economic diversification and job growth have been an important part of the New Nevada, but no more so than education funding and reforms, environmental improvements, transportation innovations, social services transformations, health care accessibility and advancements, public safety enhancements, and so much more that the Sandoval administration has accomplished.

As someone with a front-row seat to the building of the New Nevada, I firmly believe that Governor Sandoval gets out of bed every morning with one objective in mind: What's in the best interest of the people of the state of Nevada? One of my first significant events with Governor Sandoval was in October 2013 when I served as the master of ceremonies for the Boy Scouts' annual luncheon where Governor Sandoval was being awarded the Good Scout of the Year award. I was honored to introduce the governor and recognize him as a more-than-worthy recipient of the award. Brian Sandoval truly embodies the Scout Law: trustworthy, loyal, helpful, friendly, courteous, kind, obedient, cheerful, thrifty, brave, clean and reverent.

We left the hotel ballroom together, and I accompanied the governor as he walked through the hotel and to the parking area. As we walked, the governor greeted with his trademark graciousness the many hotel employees who wanted to meet him. We talked about the events of the day, the most prominent being the shutdown of the federal government that morning. The governor said he hoped that Congress could reach an agreement to restore the government's operations. Then he revealed what I consider his governing philosophy. He said that as governor, his job was to ensure that government works for the benefit of all Nevadans.

It has been the privilege of a lifetime to serve my fellow Nevadans as lieutenant governor at the side of Governor Brian Sandoval. To me, he is and will always be exactly the right Nevadan who served at exactly the right time. As we cast our votes on Tuesday, may we all consider applying the Sandoval philosophy of government and vote for candidates who we believe will get up on Wednesday morning and subsequent mornings with one objective in mind: what's in the best interest of the people of the state of Nevada? If we do, the New Nevada will continue to thrive and will remain the place we are so proud to call home.

Mark Hutchison is Nevada's lieutenant governor.

Nevada jury: $250K per mental patient dumped to other states
Ken Ritter
Associated Press
http://www.startribune.com/nevada-jury-250k-per-mental-patient-dumped-to-other-states/499357681/

LAS VEGAS — A Nevada jury put the state and a former mental hospital administrator on the hook Thursday for class-action damages that could range from about $9 million to more than $22 million for putting patients on buses in Las Vegas for one-way trips to cities around the country.

AMERICAN OVERSIGHT

An eight-woman jury deliberated less than three hours after a two-week trial before deciding unanimously that every Rawson-Neal Psychiatric Hospital patient who was given a Greyhound bus ticket to another city and no other arrangements for care after June 2011 should receive $250,000.

State law could cap damages at $100,000 per plaintiff, or $8.9 million.

State Department of Health and Human Services spokeswoman Martha Framsted said the jury decision will be appealed.

The judgment could top $22.5 million if the cap is waived, said attorney Mark Merin, a Sacramento, California, lawyer who represented plaintiff James Flavy Coy Brown.

Brown was the subject of an award-winning investigation in 2013 by the Sacramento Bee that brought to light what the lawsuit derides as "Greyhound therapy."

"There are at least 371 people in the class. We have been personally in touch with 89 of them," said Merin, who took the case to Clark County District Court after a federal judge dismissed an American Civil Liberties Union lawsuit in 2014.

Brown, then 48, and diagnosed with psychosis, told reporters in Las Vegas in 2013 that he arrived "homeless, confused and anxious" in Sacramento after a 15-hour bus ride from Las Vegas. After a day on the streets, hospital emergency room officials found him space at a psychiatric hospital. Brown was later reunited with his daughter in North Carolina.

Merin said he heard similar stories of indigent patients arriving in strange cities in every U.S. state and sleeping in bus stations, under benches and on the street if they were not arrested or hospitalized.

"Maybe now the state will talk about a settlement," the attorney said. "If they don't win on appeal, they're going to have to face this verdict."

State Attorney General Adam Laxalt's office issued a statement noting the issue came to light before Laxalt took office in 2015, and that his "client" defendants included Southern Nevada Mental Health Services and the state Health and Human Services Department.

The jury found negligence on the part of officials including the now-retired mental health services administrator Chelsea Szklany.

Laxalt, a Republican, is running for governor to replace term-limited GOP Gov. Brian Sandoval, who reached a $400,000 settlement of a lawsuit that San Francisco officials filed in 2013 over similar patient dumping allegations involving 24 people.

Rawson-Neal opened in 2006 as the only state psychiatric facility in Las Vegas following years of complaints that mentally ill people were clogging emergency rooms at for-profit hospitals in southern Nevada.

The region now has 2.2 million of Nevada's nearly 3 million residents.

AMERICAN OVERSIGHT

State officials reported in 2014 that Rawson-Neal treated an average of more than 6,000 people per year during a five-year span, and that nearly 1,500 patients had been provided bus transportation out of the state.

Clark County students who refuse searches face discipline
Amelia Pak-Harvey
Las Vegas Review Journal
https://www.reviewjournal.com/news/education/clark-county-students-who-refuse-searches-face-discipline-1516523/

Students who refuse to submit to a random search for weapons will face disciplinary action and may be removed from school property, the Clark County School District announced Thursday.

The announcement to randomly search middle- and high-school students with handheld metal detectors follows the fatal shooting of a student outside Canyon Springs High School in September and the confiscation of 11 guns found on students this year.

Searches, which will start in the coming weeks, will be conducted as students arrive to school and while in class. A computer program will decide which school, classroom and students to search, the district said.

When a school is randomly selected, the program will generate a random number, such as 3 or 5, according to the district. That will determine which students to search as they arrive at school — every third student, for example, or every fifth student.

Students entering school will be directed to a search area, advised of the purpose of the search and told to place their belongings on a table.

Students who don't consent to the search will be disciplined "as they would for breaking any other school rule," according to district spokeswoman Melinda Malone.

"We will ask them and their parents to come in to meet with the school administrator," she said in an email.

Staff will search the belongings "only to the degree necessary to affirm that no weapons are concealed therein," according to procedures.

After removing metal objects from their pockets, students will be scanned with a metal detector.

"Staff conducting the search must use an identical scanning technique/pattern for each student," the procedures state. "The handheld device should not touch the student's body during the search."

If the detector activates, the student will be asked if they have any metal objects. They will either remove the object or the staff member will confirm the object is not a weapon either visually or by "lightly touching" the activated area.

If a search requires physical contact, it will be conducted by someone of the same gender as the student. Students who indicate that they identify with another gender will have a choice on who will search them at that point.

Students who have any prohibited items — not just weapons, but drugs or alcohol, for example — may face disciplinary action.

Students who are searched in randomly selected classrooms will be directed to stand, carry their belongings and form a line near the door. Students will wait to be directed to a search area in the hallway, and teachers will remain in the classroom to monitor behavior of students waiting in line.

The district will document every student searched, as well as the date, time, location and staff member who conducted the search.

"Our goal as educators is always to discover concerns before they become problems by developing strong relationships," Superintendent Jesus Jara wrote in a letter to parents on Thursday. "I encourage students to report any rumors of weapons, potential fights, and other safety concerns to school police or to the SafeVoice app."

Jury rules against Nevada in patient dumping case
David Ferrara
Las Vegas Review Journal
https://www.reviewjournal.com/crime/courts/jury-rules-against-nevada-in-patient-dumping-case-1516619/

A Las Vegas jury on Thursday handed down what could amount to a multimillion-dollar penalty against Nevada for busing mental patients out of state without support services awaiting them.

Rawson-Neal Psychiatric Hospital came under scrutiny in early 2013 after media reports about patients receiving one-way tickets to unfamiliar parts of the country.

A jury of eight women awarded $250,000 to James Flavy Coy Brown in a class-action lawsuit against Southern Nevada Adult Mental Health Services, the hospital, its administrator and others after a trial over the practice. That same dollar amount should be given to each of the patients, their lawyers said.

A deputy attorney general, representing the defendants, declined to comment on the verdict, but a spokeswoman for the state Department of Health and Human Services said in an email to the Review-Journal that the department will ask the attorney general's office to appeal the decision.

"Rawson Neal hospital continues to be committed to providing safe and appropriate discharges," spokeswoman Martha Framsted also said in the email.

The plaintiffs' lawyers had contacted 89 people who were bused out of state, including 11 who testified during the trial, according to Sacramento attorney Mark Merin. At least 371 had been identified in the class, he said.

Upward of 1,500 people treated at the facility had been sent to states across the country and to Washington, D.C., Merin said after the verdict was reached.

State law caps lawsuits against government agencies at $100,000, but another lawyer for the patients, Allen Lichtenstein, said that cap may not be in play against the hospital's administrator, Chelsea Szklany, who was sued individually.

Through the trial that started last month, witnesses, including Brown, described their troubles after being dropped off in unfamiliar towns in testimony that Merin called "just mind-blowing."

Some of the patients immediately became homeless, sleeping under benches, in bus stations and on curbs, the lawyer said. Others told of arrests, hospitalization, "everything you can imagine."

The Sacramento Bee first reported that Brown spent 72 hours at Rawson-Neal before he was picked up by a taxi, driven to a bus station and placed on a bus traveling to Northern California without any form of identification or ability to obtain medication for his mental illness.

In their verdict, jurors found that Southern Nevada Adult Mental Health Services violated state law regarding indigent residents who had recovered from mental illnesses by failing to return them to their families, previous residences or to the counties where they had been involuntarily committed.

The jury decided that those patients were harmed because of the violation and that state agents, including Szklany, breached their duties to psychiatric patients who were discharged and sent by taxi to a Greyhound Bus station, before being carried out of state. The hospital staff also failed to arrange for follow-up care and housing, and provide medical documentation, the jury found.

"I think the jury listened very carefully," Merin said.

"Maybe now the state will actually talk about settling," he said. "They have to recognize that if they don't win on appeal, they're going to have to face this verdict."

Las Vegas stadium to have Caesars-branded entrance
Richard N. Velotta
Las Vegas Review Journal
https://www.reviewjournal.com/business/stadium/las-vegas-stadium-to-have-caesars-branded-entrance-1516255/

Caesars Entertainment Corp., the operator of Caesars Palace and eight other Las Vegas casino properties, has signed a 15-year agreement to be a founding partner of the $1.8 billion Las Vegas stadium.

Financial terms of the deal announced Thursday weren't disclosed.

As a founding partner, Caesars will host a branded stadium entrance and drop-off zone, digital signage, media, radio and print assets in addition to alumni, player and cheerleader appearances.

"We are honored to align with a company that shares the Raiders' values of improving the local community and delivering exceptional customer service in creating this transformative project," Raiders President Marc Badain said.

The partnership is the first Raiders deal with a gaming and hospitality company and will give Caesars customers and members of their Total Rewards loyalty club access to exclusive experiences.

High-rollers will have access to the customized Caesars-branded owners suite at the 50-yard line of the Las Vegas stadium, VIP dinners on the field, training facility events, fantasy camp participation, stadium tours and tickets to home games and most stadium events.

AMERICAN OVERSIGHT

The Las Vegas stadium will have five entrances that could potentially have branded sponsorships, similar to the design of U.S. Bank Stadium in Minneapolis.

At that stadium, the home of the Minnesota Vikings, entrances are referred to as "gates" and are sponsored by suburban Minneapolis corporations Ecolab, Pentair and Polaris as well as Verizon and Legacy.

The Caesars partnership deal is different from a stadium naming rights sponsorship the Raiders are pursuing. The team is quietly discussing naming rights to the stadium with a number of companies the team has not named. In September, team officials indicated talks are with the types of companies that have typically sponsored stadiums in the past — airlines, telecommunications companies, financial institutions and other large corporations. A team official had no comment on the status of those negotiations Thursday.

"With this deep partnership, Caesars will become an essential part of the game time ritual for Raiders fans everywhere," said Chris Holdren, chief marketing officer for Caesars. "From activations to exclusive experiences, fans of the silver and black will see Caesars as their home on game day."

Caesars may elaborate further later Thursday when the company has a conference call to announce its third-quarter earnings.

Casino and sports betting operators including MGM, Caesars and William Hill US, have been pursuing partnerships with leagues and teams since the U.S. Supreme Court overturned a law in May that banned wagering in most states.

Partnership announcements have been trickling since May, and it's just the beginning, said Irwin Raij, co-chair of the sports group at New York-based O'Melveny & Myers, whose clients include professional teams.

"We are going to see a lot more deals at the team level," Raij said in response to the recent MGM-Jets partnership.

Becky Harris, chairwoman of the state Gaming Control Board, had not seen details of the Caesars deal, but said she was doubtful that regulators would have any concerns since the deal doesn't involve gambling.

Las Vegas substance-use treatment center to open this month
Jessie Bekker
Las Vegas Review Journal
https://www.reviewjournal.com/life/health/las-vegas-substance-use-treatment-center-to-open-this-month-1516554/

A substance-use treatment facility will open in mid-November with the promise of providing a continuum of care, from detoxification to transitional living.

CrossRoads of Southern Nevada founder Jeff Iverson, who's in recovery himself, made the announcement Thursday at a ribbon-cutting ceremony at the Las Vegas facility, 2121 W. Charleston Blvd.

"I'm really honored to be a part of a project that is so needed in the community," said Iverson, joined by the center's staff and board of directors, along with health care industry members and public officials.

AMERICAN OVERSIGHT

The opening comes four months after Iverson planned to admit patients. At the time, he had staff members, but contracts with insurers weren't established, and he was waiting on a license from the state for a detoxification facility.

He was working on securing designation from the Southern Nevada Health District as a drop-off site for first responders, too.

He may have contracts with Medicaid-managed care organizations and private insurers, but the state hasn't granted the facility a license as a detox center. Iverson said he's hopeful that piece will come through next week.

Julie Kotchevar, administrator for the state Department of Health and Human Services Division of Public and Behavioral Health, said the department would issue the license after the facility has passed an inspection.

"We can provide all of the services here that are proposed, except for the medical detox," Iverson said. He said he was in talks with fire and police officials about the facility being designated as a drop-off location.

Iverson raised "several million dollars just to get to the point where I am now" in private donations, he told reporters Thursday. He said he would turn to city and county officials to address options for public and grant funding should the need arise.

'I love my community'

Public officials lauded Iverson and his staff Thursday for creating a 172-bed facility to detox substance users and treat them through their transition away from life on drugs. The facility's bed space will be split between patients needing detoxification and those seeking short-term housing.

The facility will also provide on-site medical care and an outpatient clinic.

Without the bed space, those needing mental health and substance use treatment end up in county jails and in hospital emergency rooms instead of in specialized care, said Clark County Commissioner Steve Sisolak, who's running for governor.

"What you're doing here is giving hope to individuals that otherwise didn't have hope," he said to a crowd of about 80 people Thursday. He was joined by Las Vegas Mayor Carolyn Goodman, Las Vegas Metropolitan Police Department Sheriff Joe Lombardo and First Assistant Attorney General J. Brin Gibson.

Iverson said he is in discussion with county officials to determine how to best serve uninsured clients but promised the center would not turn anyone away.

"I love my community, and I want to do things to help," he said. "Hundreds will be going through our continuum."

Open enrollment for Nevada Health Link begins Nov. 1
Nevada Appeal
https://www.nevadaappeal.com/news/local/open-enrollment-for-nevada-health-link-begins-nov-1/

Nevada Health Link, the state's online health insurance marketplace, began open enrollment for 2019 health insurance plans on Thursday. For the next 45 days, Nevada residents can shop for and enroll in a qualified health plan that best fits their budgetary and health circumstances. Nevada Health Link reminds consumers statewide they have access to free in-person assistance from a licensed enrollment professional who can help them navigate the insurance process and determine their eligibility for federal tax credits and cost sharing reduction subsidies. This year's open enrollment ends on Dec. 15.

Last year, Nevada Health Link enrolled a record 91,003 Nevadans. With approximately 9 percent of Nevadans currently uninsured, Nevada Health Link is working to reach all eligible residents throughout the state, especially underserved populations.

"We know how confusing and intimidating it can be to navigate the world of health insurance and find the right plan. That's why we want to remind consumers of the resources available to assist them," said Heather Korbulic, executive director for the Nevada Exchange. "With ongoing changes that continue to affect the healthcare industry, including new rules, federal requirements and various health insurance options saturating the marketplace, now more than ever, Nevadans need to understand what they are purchasing before they buy.

"Qualified health plans sold on the exchange provide comprehensive coverage and you won't be denied because of a pre-existing condition. Nevada Health Link is here to help you navigate the enrollment process. While we have achieved milestone enrollment numbers year-over-year, we remain focused on both uninsured and underinsured Nevadans, particularly those from underserved areas and populations, because no one, regardless of their income, can afford to be without health insurance."

More than 80 percent of Nevadans who enroll in a health plan purchased through Nevada Health Link are eligible for financial assistance from the federal government to help offset monthly health insurance payments.

"This is yet another important example of why in-person assistance can be especially valuable to consumers. We want to ensure Nevadans are taking full advantage of all the assistance programs for which they qualify," Korbulic said.

To find an enrollment assister near you, use the in-person assistance search tool on NevadaHealthLink.com. Residents who are currently insured with exchange-based health plans are also encouraged to shop for new plans, as plans and premiums have changed. Consumers can call 1-855-768-5465 or email customerservicenvhl@exchange.nv.gov for more information.

Blockchains company makes big promises, including e-sports arena and master-planned community, at unveiling in Prague
Riley Snyder
The Nevada Independent
https://thenevadaindependent.com/article/blockchains-company-makes-big-promises-including-e-sports-arena-and-master-planned-community-at-unveiling-in-prague

Eleven months after purchasing a chunk of land nearly the size of Reno, Blockchains LLC is finally going public with its ambitious plans to build a public-focused blockchain-centered tech oasis in the Nevada desert.

At an event in Prague on Thursday, company CEO Jeffrey Berns made a long-awaited announcement about the plans of the enigmatic company, which purchased 67,000 acres of land at the Tahoe-Reno Industrial Park in January but has been mostly tight-lipped about its planned use in the subsequent 11 months.

Berns, who made the presentation alongside a hologram of the young girl who appears in the company's promotional videos, outlined additional details of the company's proposed "Innovation Park" at the conference, which he said would "highlight the power of the public blockchain" through various projects including a blockchain-based master-planned community, a promised e-sports arena and a blockchain-servicing bank.

Berns, a multimillionaire consumer protection attorney, acknowledged that little in his background is related to blockchain development, but said he was enough of a believer in the technology's potential to put up $250 million to get the company off the ground.

"I'm not a developer," he said. "I have no idea how to code. I'm older than most of you in the audience, and I come from a profession that many of you think causes more problems than solutions. But I will tell you this: In all my life, in all of my career as a lawyer, I never saw a technology that I believed in more or one that I thought really could change the balance of power back to us instead of corporations, instead of Wall Street."

In the abstract, blockchain technology is essentially a public digital ledger open to users and distributed across the internet. Bitcoin, the digital cryptocurrency, is probably the best known example of the technology, but Blockchains relies on another platform called Ethereum that allows users to develop and build applications for various purposes, from executing contracts to tracking a supply chain.

"No government, no bank, no corporation," Berns said Thursday. "Just trusting in math."

Berns said that one of his biggest fears would be seeing established financial and banking players decide to use their own private blockchain technology and requiring their customers use it as well, which he said went against the point of the technology. To that end, he said 90 percent of the company's ownership and 100 percent of its voting rights would be shared between five or six "stakeholder groups," one of which would include developers, which will allow them to create their own governance structures and corporate models.

"It's not really even a company," he said. "I think, really, this is me trying to create a movement to use the public blockchain to empower the individual. To change the way we do things. And all I've done is wrapped a company inside it in order to monetize and perpetuate this movement that I hope we'll all share in."

Several details of the company's plans have trickled out over the past year, including an initiative to develop a high-speed fiber network in rural Storey County and to hire between 10,000 and 20,000 people within the next decade to build the "blockchain center of the universe."

Additional plans include creation of a residential living space on company land that would use blockchain technology to develop houses, apartments, banks, markets, stores and schools. The New York Times reported Thursday that the company is working with Storey County on a master-planned community with thousands of homes and a school, but that construction isn't scheduled to begin until late 2019.

Berns also announced a lightly-detailed plan to create an "immersive content creation studio" that he described as a cross between a movie studio, recording studio and game developer, highlighting his own experience as the publisher of a blockchain-based news website.

AMERICAN OVERSIGHT

NV-DA-20-0615-A-003669

As part of the company's commitment to custody of digital records, Berns said it had put up the funds to purchase nuclear bomb-resistant storage bunkers in Georgia and Wyoming and planned to construct another one in Nevada. He said the company had also purchased space at similar high-security facilities in Switzerland and Sweden.

"What we will be able to do is provide security that is unmatched, that no bank, no single government will be able to offer to the people that want to put their digital assets in storage here," he said. Berns said that he had purchased an unnamed bank, and planned to make it the most "consumer-friendly, transparent" banking institution that would cater to blockchain users and companies.

He also highlighted a somewhat controversial designation of Storey County as an "Opportunity Zone," a creation of the tax overhaul legislation designed to spur development and investment in zip codes with low prosperity by providing capital gains tax breaks to investors who place their money in qualified funds in that area.

Berns also referenced the company's Wednesday announcement of a memorandum of understanding with NV Energy to develop blockchain-based energy products, and said to expect similar announcements coming out in the next six months.

On a more local level, the company appears to be contracting with prominent advertising firm R&R Partners, and two company executives — Pete Ernaut and Michon Martin — could be seen greeting Berns after the event.

Federal health care website up and running after slow start
Associated Press
https://www.reviewjournal.com/life/health/federal-health-care-website-up-and-running-after-slow-start-1516451/

WASHINGTON — The federal website where consumers can get health insurance under the Affordable Care Act was up and running Thursday after a slow start as sign-up season for 2019 opened days before the midterm elections.

During early morning hours, people accessing the site were directed to a screen that said work was underway. A recording at the HealthCare.gov call center conveyed a similar message. Things seemed to be running normally by about 9 a.m. EDT.

With health care a major issue in Tuesday's elections, this sign-up season under the Trump administration is getting close scrutiny.

In earlier years, technical problems with the site created major headaches for the Obama administration. Some Democrats cited HealthCare.gov's meltdown after its 2013 debut as one of the reasons they lost control of the Senate the following year.

Since those initial problems were fixed, the website serving people in 39 states has worked fairly smoothly, first under President Barack Obama and now under Donald Trump. The rest of the states and the District of Columbia run their own sign-ups.

A spokesperson for the Centers for Medicare and Medicaid Services said Thursday morning that HealthCare.gov was open for business.

Before the site went live for sign-ups at the start of a new coverage year, technicians had to load up details on thousands of changes in plans and premiums.

“Prior to every open enrollment, final preparations must take place ahead of the start of the open enrollment period to ensure the website runs smoothly for consumers,” said a statement from the agency. The statement said the agency’s commitment had been that the site would be ready “in the morning.”

The health law’s sixth sign-up season began with stabilizing premiums and more choices for consumers.

Nationally, average premiums are going up only by low single-digit percentages for 2019. In some states, and for some types of plans, premiums will decline. Fewer areas will see increases. Insurers also are expanding their participation.

But Republicans have not backed off their pledge to fully repeal the health law, despite failing to do so in Trump’s first year. Still, other changes by the GOP-run Congress and the administration for next year may result in fewer people signing up.

Congress did get rid of the unpopular requirement that most people carry health insurance or risk fines, starting Jan. 1. The administration has opened the way for insurers to offer alternatives to the law’s comprehensive coverage, including plans that don’t have to cover pre-existing conditions.

Democrats have made maintaining protections for pre-existing conditions a major issue in the elections, forcing Republicans on the defensive. They also accuse Trump of trying to “sabotage” the health law, and a core group of former Obama administration officials has kept close tabs on sign-up season.

Despite all the political drama, enrollment has remained remarkably stable.

About 10 million people have private policies through HealthCare.gov and state-run insurance markets, with roughly 9 in 10 getting taxpayer-financed help to pay their premiums. An estimated 12 million more are covered through the law’s Medicaid expansion, aimed at low-income adults.

Income-based subsidies that protect consumers from high premiums remain available for next year, as has been the case since the overhaul went into effect. Open enrollment ends Dec. 15 for coverage starting Jan. 1.

Mary-Sarah Kinner
Communications Director
Governor Brian Sandoval
mkinner@gov.nv.gov

AMERICAN OVERSIGHT

NV-DA-20-0615-A-003671

Stephanie M. Klapstein

From: Amanda Evans <aevans@nvnaco.org>
Sent: Wednesday, November 07, 2018 2:05 PM
To: andelee@aol.com; bshawcroft@churchillda.org; chevalgabor@fs.fed.us; coclerkts@hcnv.us; JWoodbury@carson.org; srye@lyon-county.org; wadunkelberger@fs.fed.us; Bill Brewer; Desire Barnson; Glover, Murph M; Ivory Lyles; Jennifer Crowe; Joe Gloria; Ken Collum; Kurt Englehart; Lee Bonner; Marla McDade Williams; Michael Pelham; Mike Rebaletti; Pam Robinson; Patricia Cafferata; Ross, Lisa; Sheila Anderson; Tim Shannon; Virg Arellano; Wayne Carlson
Subject: NACO Board & Membership Meetings Next Week
Attachments: 2018 NACO Ann. Business Meeting Packet.pdf; NACO Board Agenda Packet Nov. 2018.pdf

Good Afternoon,

Per your request, attached are the agenda packets for next weeks meeting.

--
Regards,

Amanda Evans
Office Manager
Nevada Association of Counties
775-883-7863
www.nvnaco.org

Save the Date
November 13-15



AMERICAN OVERSIGHT

NEVADA ASSOCIATION OF COUNTIES
Annual Business Meeting
November 14, 2018
8:00 a.m.
Carson Valley Inn
CV Steak
1627 HWY 395
Minden, NV 89423

AGENDA
Items on the agenda may be taken out of order. The NACO Board may combine two or more agenda items for consideration. The NACO Board may remove an item from the agenda or delay discussion relating to an item on the agenda at any time.

Call to Order, Roll Call and Pledge of Allegiance

1. Public Comment. Please Limit Comments to 3 Minutes.

2. Approval of Agenda. **For Possible Action.**

3. Approval of the Minutes of the September 27, 2017 NACO Annual Business Meeting. **For Possible Action.**

4. President's Report.

5. Executive Director's Report

6. Election of NACO Officers for 2019. **For Possible Action.**

7. Public Comment. Please Limit Comments to 3 Minutes

Adjournment.

Members of the public who are disabled and require special accommodations or assistance at the meeting are requested to notify NACO in writing at 304 S. Minnesota Street, Carson City, NV 89703, or by calling (775) 883-7863 at least three working days prior to the meeting.

Members of the public can request copies of the supporting material for the meeting by contacting Amanda Evans at (775) 883-7863. Supporting material will be available at the NACO office and on the NACO website at: www.nvnaco.org

This agenda was posted at the following locations:
NACO Office 304 S. Minnesota Street, Carson City, NV 89703
Washoe County Admin. Building 1001 E. Ninth Street, Reno, NV 89520
Elko County Manager's Office 540 Court Street #101, Elko NV 89801
POOL/PACT 201 S. Roop Street, Carson City, NV 89701

AMERICAN OVERSIGHT

The following links and/or pages are support for agenda Item 3

AMERICAN OVERSIGHT

NEVADA ASSOCIATION OF COUNTIES
Annual Business Meeting
September 27, 2017
Winnemucca Convention Center
Winnemucca, Nevada

UNADOPTED MINUTES

ATTENDANCE: President Phillips, President Elect Weekly, Vice President Waits, Past President Wichman, Carson City Mayor Crowell, Churchill County Commissioner Olsen, Douglas County Commissioner Thaler, Elko County Commissioner Dahl, Esmeralda County Commissioner Bates, Humboldt County Commissioner French, Lyon County Commissioner Alt, Mineral County Tipton, Nye County Commissioner Schinhofen, Pershing County Commissioner Shank, Storey County Commissioner McGuffey, Washoe County Commissioner Herman, White Pine County Commissioner Perea, Churchill County Commissioner Erquiaga, Lyon County Commissioner Honeywell and Catherine Backaric, Nevada Association of County Treasurers. (NACO Staff Jeff Fontaine, Dagny Stapleton and Tori Sundheim)

OTHER ATTENDEES: Rob Stokes, Elko County Manager; Norman Frey; Susan Frey; Roger Mancebo; John Slaughter, Washoe County Manager; Jamie Rodriguez, Washoe County; Doug Johnson and Dean Bill Payne, CABNR

1. **Public Comment**. Mayor Crowell announced that Tori would be sworn in to the Nevada State Bar on Oct. 16th at 3:30p and asked those who could to attend the ceremony and following reception. Jeff let the Board know that former Douglas County Commissioner and Past NACO President, Doug Johnson had given him a photo taken in Congressman Amodei's office in honor of his retirement. Tori also informed the group that the Land Use Plan Amendments for the Greater Sage-grouse are being reopened and requested that the Board members from the affected counties meet with her the following morning.

2. **Approval of Agenda**. The agenda was approved on a motion by Past President Wichman with second by Commissioner Tipton.

3. **Approval of the Minutes of the November 16, 2016 NACO Annual Business Meeting**. The minutes were approved on a motion by Past President Wichman with second by Commissioner Tipton.

4. **President's Report**. President Phillips delivered a card to Jeff on behalf of the Board thanking him for his service to the Association.

5. **Executive Director's Report.** None was given.

6. **Election of NACO Officers for 2018**. President Phillips informed the Board that President Elect Weekly would assume the Presidency of the Association in January, Vice President Waits will assume the President Elect position and he would become the Past President and that requires the election of a Vice President for 2018. He noted that the nominating committee recommended that Commissioner French be elected to the position. Mayor Crowell moved that nominations cease and the Association unanimously elected Commissioner French to the position on a concurrent second by Commissioner Dahl and Past President Wichman.

7. **Public Comment**. Norm Frey and Roger Mancebo, Past Presidents of NACO, spoke to the retirement of Jeff and their experience with his leadership. They complemented his steering of the NACO ship and expressed continued support of the Association and Dagny as the new Executive Director.

The meeting was adjourned on a motion by Commissioner Tipton with second by Commissioner McGuffey.

DRAFT

AMERICAN OVERSIGHT

NEVADA ASSOCIATION OF COUNTIES (NACO)

Board of Directors' Meeting
November 14th, 2018
Immediately upon the adjournment of the NACO Annual Business Meeting but no earlier than 8:15a
Carson Valley Inn
CV Steak
1627 HWY 395
Minden, NV 89423

AGENDA
Items on the agenda may be taken out of order. The NACO Board may combine two or more agenda items for consideration. The NACO Board may remove an item from the agenda or delay discussion relating to an item on the agenda at any time.

Call to Order, Roll Call and Pledge of Allegiance

1. Public Comment. Please Limit Comments to 3 Minutes.
2. Approval of Agenda. **For Possible Action.**
3. NACO President's Report.
4. NACO Executive Director's Report.
5. Approval of Minutes of the October 19th, 2018 NACO Board of Directors Meeting. **For Possible Action**
6. Discussion and Approval of 2019 NACO Board meeting dates. **For Possible Action**
7. Approval of the 2018 NACO Honor Roll and NACO Participatory Democracy Awards. **For Possible Action**
8. Discussion and Possible Action Regarding the BLM Greater Sage Grouse Resource Management Plan Amendment and Final EIS. **For Possible Action**
9. National Association of Counties and Western Interstate Region Board Member Updates.
10. NACO Board Member Updates.
11. Public Comment. Please Limit Comments to 3 Minutes.

Adjournment.

Members of the public who are disabled and require special accommodations or assistance at the meeting are requested to notify NACO in writing at 304 S. Minnesota Street, Carson City, NV 89703, or by calling (775) 883-7863 at least three working days prior to the meeting.

Members of the public can request copies of the supporting material for the meeting by contacting Amanda Evans at (775) 883-7863. Supporting material will be available at the NACO office and on the NACO website at: www.nvnaco.org

This agenda was posted at the following locations:
NACO Office 304 S. Minnesota Street, Carson City, NV 89703
Washoe County Admin. Building 1001 E. Ninth Street, Reno, NV 89520
Elko County Manager's Office 540 Court Street #101, Elko NV 89801
POOL/PACT 201 S. Roop Street, Carson City, NV 89701

AMERICAN OVERSIGHT

The following links and/or pages are support for agenda Item 5

AMERICAN OVERSIGHT

NEVADA ASSOCIATION OF COUNTIES (NACO)

Board of Directors' Meeting
October 19th, 2018, 9:30 a.m.
Clark County Government Center
Pueblo Conference Room, 1st Floor
500 South Grand Central Parkway
Las Vegas, NV 89155

UNADOPTED MINUTES

Attendance: President Weekly, President Elect Waits, Vice President French, Mineral County Commissioner Tipton, Lyon County Commissioner Hunewill, Clark County Commissioner Kirkpatrick, Lincoln County Commissioner Higbee, Elko County Commissioner Steninger, Nye County Commissioner Schinhofen, Washoe County Commissioner Hartung and NACO Staff (Dagny Stapleton, Vinson Guthreau, Sandy Hoover and Amanda Evans)

Remote Attendance: Nye County Commissioner Wichman, Washoe County Commissioner Lucey, Churchill County Commissioner Olsen and Nancy Parent, Nevada Association of Clerks and Election Officials

Other Attendance: Nye County Manager Tim Sutton, Washoe County Manager John Slaughter, Clark County Manager Yolanda King, Nye County Public Information Officer Arnold Knightly, Alex Ortiz, Kathleen Walpool, Justin Harrison, Ariana Saunders, University of Nevada Cooperative Extension Director Ivory Lyles, Eric Killian, Murph Glover, Edgar Patino, Christina Bailey and Cynthia Alejandre

The meeting was called to order at 9:30 a.m.

1. **Public Comment**. None was given

2. **Approval of Agenda**. The agenda was approved on a motion by Commissioner Tipton with second by Commissioner Hartung.

3. **NACO President's Report**. President Weekly thanked the Board for traveling to Clark County and thanked Commissioner Kirkpatrick and her family for hosting the previous evening's dinner. President Weekly thanked President Elect Waits for her assistance in chairing the September meeting of the Board as he was attending remotely. He encouraged the Board to view the 1 October memorial in the Clark County Government Center's lobby and reviewed the ceremonies that took place earlier in the month on the anniversary of the tragedy. President Weekly encouraged the Board to participate in the boots and denim theme for the President's Reception at the Association's upcoming conference and concluded his remarks by recognizing Commissioner Wichman's birthday.

4. **NACO Executive Director's Report**. Dagny reminded the Board that the Association's Annual Conference is the following month and that each county is responsible for providing a silent auction item for the event. She informed the Board that the Nevada Division of Forestry has an advisory committee that the Association has a representative on. Former Pershing County Commissioner Irwin was the Association's appointee to that committee and as he has stepped down, the seat is now open. She outlined the activities of the committee include fire prevention projects and grant funding. She requested that any Board members, Commissioners or key county staff persons with fire background who are interested in serving on the committee please contact her.

5. **Approval of Minutes of the September 28, 2018 NACO Board of Directors Meeting**. The minutes were approved on a motion by Commissioner Tipton with second by Commissioner Hartung.

6. **Discussion and Approval of 2019 NACO Board meeting dates**. Dagny referenced the proposed calendar included in the agenda packet and President Elect Waits suggested having a meeting in Clark County, possibly in November. Commissioner Kirkpatrick suggested having a Clark County

AMERICAN OVERSIGHT

meeting in February and the Board expressed concern with staff being away from Carson City during the Legislative Session. There was additional discussion about the benefit of having a Clark County meeting prior to the National Association of Counties Annual Conference next July. NACO Staff was instructed to continue discussions on a possible meeting in Clark County and the item will be brought back to the Board for approval.

7. **Preliminary Discussion of NACO's 2019 Budget**. Dagny reviewed the preliminary budget and summary distributed to the Board. She informed the Board that she is continuing work on the budget with the Association's Fiscal Officer, Alan Kalt, and that the final budget proposal will be brought back to the Board in December for approval. Highlights covered during the discussion included: an overview the 2019 County Dues Assessments including the continuation of the public lands dues assessment at .5%; budget savings in 2018; a 2% COLA increase for staff; projected loss of income on an abbreviated 2019 Annual Conference; and an anticipated capital expense of the NACO office roof replacement. Commissioner Hartung inquired as to the budget for health insurance costs remaining flat and Dagny clarified that, though healthcare costs have increased by 10-12% annually, the 2018 increase was offset by savings from NACO no longer covering the Executive Director's dependents. No action was taken on this item.

8. **Presentation of a Reporting Tool for Rural Counties to Use to Monitor Contract Public Defenders**. Dagny reminded the Board that at their June meeting staff was directed to work with county and indigent defense stakeholders to develop a standardized tool to be used to monitor rural contract public defenders. She referenced the instructions and the tool included in the packet and noted that the recommendations from the working group include requesting that public defenders complete the document and report to the individual County Commissions on a quarterly basis. She informed the Board that she will distribute the documents to the rural counties and encouraged the Board to reach out to staff with any questions. She concluded her remarks on the item by thanking the members of the working group. No action was taken.

9. **Presentation and Discussion of the Stepping Up Initiative in Nevada Including County Efforts to Reduce the Number of People with Mental Illnesses in Jails, Jessica Flood, Regional Behavioral Health Coordinator, Northern Region, and Ariana Saunders, Behavioral Health Coordinator, Clark County Social Services**. Ms. Flood informed the Board that her region includes Carson City, Lyon, Churchill, Douglas, Mineral and Storey Counties. She also noted that Joelle Gutman serves as the Coordinator for the remainder of the rural counties and that Washoe County is a region unto itself, as is Clark County. Ms. Flood gave a review of the Stepping Up Initiative and its national focus on reducing incarceration rates of those with mental illness. Ms. Saunders noted that those with mental illness tend to have longer jail stays, increased recidivism and greater costs for health care and substance abuse treatment. Ms. Flood and Ms. Saunders further discussed the Initiative, its endorsement by NACo and its support from counties across the country. They also discussed tools developed to help identify and divert individuals from the criminal justice system; training programs; current initiatives; and successes realized across the State through use of the program. Commissioner Kirkpatrick noted that collaborative efforts are critical as is the education of first responders on alternative services available and addressing housing issues. President Weekly spoke to his participation in a recent Stepping Up Summit and the breadth of collaboration he witnessed from agencies across the State. Commissioner Tipton noted that Mineral County's challenges include a lack of available services. Commissioner Hartung noted that data collected in Washoe County shows cost savings in providing these individuals alternative services vs. incarceration. President Elect Waits inquired as to the Coordinator's needs for support and it was noted that support from the Commissions and individual Commissioners would be very welcome. Dagny offered to provide information and connections to any rural counties who request it and Commissioner Hunewill noted that county Health and Human Services departments are good partners for law enforcement when addressing these issues. No action was taken on the item.

10. **Update on the Recent FCC Order to Preempt Local Government Authority to Regulate and Permit the Construction of Small Cell/5G Technology**. Dagny reminded the Board of their discussion of this item at the August Board meeting. She informed the Board that the FCC administratively implemented restrictions to local authority at the federal level. She noted that NACo is working on a document that will include details of when the laws will go into effect and what counties can do to prepare. Commissioner Kirkpatrick informed the Board that the orders include a limit of $270

AMERICAN OVERSIGHT

for a permit, a 60-day permit review period, no limitation on placement or aesthetics and the ability to deduct infrastructure costs from franchise fees. She noted that she is involved in conversations at the National Association of Counties Board of Directors to potentially engage in legal action on the issue. The Commissioner noted the harming of county infrastructure due to the placement of the 5G infrastructure and encouraged the passage of ordinances in each county to protect their interests. Commissioner Schinhofen noted that anytime local government authority is preempted it is never positive. President French requested clarification on the possibility of NACo bringing legal action. Commissioner Kirkpatrick stated that she called every member of the State's Congressional Delegation and none of them were aware that the proposal had been moving forward. Dagny noted that she received a communication from NACo that morning that Seattle, Phoenix and the US Conference of Mayors have decided to sue, and that L.A. County is considering the option of litigation. When asked if NACo would enter litigation she was told that, at the least, they would provide briefs to those jurisdictions who do enter suits. Commissioner Hartung likened the orders to the granting of an easement in perpetuity and encouraged future discussion of at least the filing of an Amicus Brief,if additional suits are filed. Dagny informed the Board that she had polled her colleagues nationwide and that one additional points of concern is public safety. Vice President French noted the need for national unification on the issue. Staff was directed to continue monitoring and working on the issue. No official Board action was taken.

11. **Discussion and Authorization of Legal Counsel of Record to Oversee, Prepare and File an Appeal to the United States Ninth Circuit Court of Appeals on Behalf of NACO as Defendant-Intervenor from the Federal District Court's "Order Re Summary Judgment" and "Remedy Order" in the Matter of Desert Survivors, et al. v. U.S. Department of the Interior, et al**. Dagny reviewed the background of the issue and the Fish and Wildlife Service's (USFWS) decision not to list the Bi-State Sage Grouse as endangered based on local conservation efforts. She reminded the Board that the Service was sued on the decision and that the Association had joined the suit as intervenors on the side of the USFWS along with the State of Nevada and Mono County. She noted that the Association's former Natural Resources Coordinator, Tori Sundheim had prepared the associated legal documents and argued the case in court. Dagny informed the Board that the Judge found on behalf of the Plaintiff's and that the Judge's Remedy orders the Service to review the decision and re-issue a listing decision by October 2019 with a possible 6 month extension period if needed. The Service can appeal the decision and that opportunity is being considered by the Department of Justice (DOJ). Tori and Brian Stockton of the Nevada Attorney General's office joined the meeting by teleconference and informed the Board that the State will appeal if the DOJ decides to appeal. She noted that the main issues identified in filing an appeal without the Service is the Judge's determination of the Service's SPR and PECE policies and not being able to address the policies without the Service's involvement. Vice President French inquired as to any conversations with the Service and if there is an indication whether they will file an appeal, Tori noted that the service is weighing an administrative fix vs. the filing of an appeal. Vice President French noted his concern for the setting of precedent should the decision not be appealed. Commissioner Tipton echoed Vice President French's comments. Dagny informed the Board that the AG's office has agreed to handle an appeal and Dan Yu of the Carson City DA's office has agreed to be the Association's attorney of record on the issue. Commissioner Schinhofen moved to intervene if the State and the Service appeal. The Board unanimously agreed to intervene if an appeal is filed, on a second by Commissioner Tipton.

12. **Update on Interim Legislative Activities, Bill Draft Requests, and County Priorities for the 2019 Nevada Legislative Session**. Vince informed the Board the BDR submitted for the fifteen rural counties to be able to enact a 5-cent diesel tax could be impacted should the City of Fernley's ballot initiative to impose a 10-cent diesel tax fail. He also noted that the City has submitted a BDR that would give cities taxing authority outside of the RTC formula. Vice President French inquired whether there were attempts to consolidate efforts and Vince noted that discussions were held but were ultimately unsuccessful. Commissioner Kirkpatrick noted that the cities are asking for a lot of additional authorities from the Legislature and initial conversations with the caucus' have not been positive. Vince noted that Fernley's ballot question does not include funding for truck parking and reminded the Board that the NACO BDR does not require a 2/3's majority vote. Dagny informed the Board that the League of Cities has submitted a BDR to expand the authority of cities to determine the maximum number of marijuana dispensaries in their jurisdictions, which is currently determined by each county. Commissioner Schinhofen inquired if the BDR includes a definition of incorporated cities and

AMERICAN OVERSIGHT

Commissioner Higbee voiced concern with the costs of services counties are required to provide to the establishments yet they have no regulatory authority. No action was taken on the item.

13. **Update and Possible Action Regarding Natural Resources and Public Lands and Issues Affecting Counties Including:** No Board actions were taken on these items.

    a. **The BLM and USFS Greater Sage Grouse Resource Management Plan Amendments.** Sandy informed the Board that the USFS had published notice of the release of their draft documents and that the public comment period extends to January 3rd. She overviewed the rough timeline for the document including that the draft is expected in February with the final record of decision (ROD) expected sometime between April and July of 2019. Vice President French informed the Board that the document closely parallels the BLM's plan. Sandy informed the Board that NACO's comments were submitted on the internal draft of the BLM document in September and that the final documents are expected to be published on November 2nd. Sandy noted that mitigation plans are missing from the current document and that is of great concern, but MOA's are being worked on regarding implementation of the State's mitigation efforts.

    b. **NACO Public Lands and Natural Resources Committee Update.** Sandy informed the Board that applications are being accepted for the BLM Nevada's Resource Advisory Councils (RAC)s and subgroups and encouraged any Commissioners interested in applying to contact her for additional information. Nominations are due October 31st. Vice President French informed the Board that he had attended the BLM Wild Horse & Burro Advisory Board meeting in Salt Lake City. He discussed the Board's concern with the critical mass situation regarding the animals and that 60% of the budget being used for long term holding is unsustainable. He noted that a major shift in the conversation had occurred when the ASPCA offered to get involved with the management of the horses. Vice President French informed the Board that a subgroup had been convened to work on the issue. Additional conversations held by the group included regulations for gathers and ecosystem protections. He also informed the Board that three new members had been appointed to the Board. Commissioner Tipton informed the Board that the next meeting of the Public Lands & Natural Resources Committee would be at the Annual Conference and Dagny encouraged the Board to apply for the open positions on the BLM's state RAC's and to let her know if NACO could offer any support.

14. **NACO Committee of the Emeritus Update**. Vince informed the Board that the Committee had completed the update of the New Commissioner Handbook and plans for the Newly Elected Official Training at the upcoming Annual Conference.

15. **National Association of Counties and Western Interstate Region Board Member Updates**. Vice President French informed the Board that he was unable to attend the WIR meeting due to the Wild Horse and Burro meeting in Salt Lake but that a large portion of the discussions at the meeting were surrounding PILT, SRS, fire and forest management and the need to review and comment on the USFS's new handbook. Commissioner Kirkpatrick informed the Board that there was a staff change on the Transportation Committee and expressed concerns with a reduction in federal transportation dollars. She also noted that the NACo Board of Directors is working on educational sessions that have additional resources for implementation and expanded webinars. Dagny also noted that the newsletter contains information on NACo webinars.

16. **NACO Board Member Updates**. Members of the Board gave updates on activities within their counties.

17. **Public Comment**. None was given.

AMERICAN OVERSIGHT

The following links and/or pages are support for agenda Item 6

AMERICAN OVERSIGHT

2019

January

S	M	T	W	T	F	S
		1	2	3	4	5
6	7	8	9	10	11	12
13	14	15	16	17	18	19
20	21	22	23	24	25	26
27	28	29	30	31		

February

S	M	T	W	T	F	S
					1	2
3	4	5	6	7	8	9
10	11	12	13	14	15	16
17	18	19	20	21	22	23
24	25	26	27	28		

March

S	M	T	W	T	F	S
					1	2
3	4	5	6	7	8	9
10	11	12	13	14	15	16
17	18	19	20	21	22	23
24	25	26	27	28	29	30
31						

April

S	M	T	W	T	F	S
	1	2	3	4	5	6
7	8	9	10	11	12	13
14	15	16	17	18	19	20
21	22	23	24	25	26	27
28	29	30				

May

S	M	T	W	T	F	S
			1	2	3	4
5	6	7	8	9	10	11
12	13	14	15	16	17	18
19	20	21	22	23	24	25
26	27	28	29	30	31	

June

S	M	T	W	T	F	S
						1
2	3	4	5	6	7	8
9	10	11	12	13	14	15
16	17	18	19	20	21	22
23	24	25	26	27	28	29
30						

July

S	M	T	W	T	F	S
	1	2	3	4	5	6
7	8	9	10	11	12	13
14	15	16	17	18	19	20
21	22	23	24	25	26	27
28	29	30	31			

August

S	M	T	W	T	F	S
				1	2	3
4	5	6	7	8	9	10
11	12	13	14	15	16	17
18	19	20	21	22	23	24
25	26	27	28	29	30	31

September

S	M	T	W	T	F	S
1	2	3	4	5	6	7
8	9	10	11	12	13	14
15	16	17	18	19	20	21
22	23	24	25	26	27	28
29	30					

October

S	M	T	W	T	F	S
		1	2	3	4	5
6	7	8	9	10	11	12
13	14	15	16	17	18	19
20	21	22	23	24	25	26
27	28	29	30	31		

November

S	M	T	W	T	F	S
					1	2
3	4	5	6	7	8	9
10	11	12	13	14	15	16
17	18	19	20	21	22	23
24	25	26	27	28	29	30

December

S	M	T	W	T	F	S
1	2	3	4	5	6	7
8	9	10	11	12	13	14
15	16	17	18	19	20	21
22	23	24	25	26	27	28
29	30	31				

Proposed 2019 NACO Board of Directors Meeting Dates.

Red=Observed State Holiday's

Green=NACo Conference Dates

Blue=Clark County Meeting

Grey=Local Gov't Day at the Leg.

Pink= 1st/Last Day of Session & Deadlines

Yellow=Proposed BOD Meeting Dates (December has two possible dates selected due to the Christmas Holiday)

AMERICAN OVERSIGHT

NV-DA-20-0615-A-000683

Stephanie M. Klapstein

From: Amanda Evans <aevans@nvnaco.org>
Sent: Friday, May 11, 2018 1:32 PM
To: andelee@aol.com; bshawcroft@churchillda.org; chevalgabor@fs.fed.us; coclerkts@hcnv.us; wadunkelberger@fs.fed.us; Bill Brewer; Desire Barnson; Glover, Murph M; Ivory Lyles; Jennifer Crowe; Joe Gloria; Ken Collum; Marla McDade Williams; Michael Pelham; Mike Rebaletti; Pam Robinson; Patricia Cafferata; Ross,Lisa; Sheila Anderson; Stephen Clutter; Tim Shannon; Virg Arellano; Wayne Carlson
Subject: NACO Board Meeting
Attachments: NACO Board Agenda May 2018-Packet.pdf

Good Afternoon,

Attached you will find the agenda packet for next Friday's meeting of the NACO Board as requested.

--
Regards,

Amanda Evans
Office Manager
Nevada Association of Counties
775-883-7863
www.nvnaco.org

Save the Date
November 13-15



AMERICAN OVERSIGHT

NEVADA ASSOCIATION OF COUNTIES (NACO)

Board of Directors' Meeting
May 18th, 2018, 9:30 a.m.
NACO Office
304 S. Minnesota Street
Carson City, NV 89703

AGENDA

Some NACO Board members may attend via video link or phone from other locations. Items on the agenda may be taken out of order. The NACO Board may combine two or more agenda items for consideration. The NACO Board may remove an item from the agenda or delay discussion relating to an item on the agenda at any time.

Call to Order, Roll Call and Pledge of Allegiance

1. Public Comment. Please Limit Comments to 3 Minutes.

2. Approval of Agenda. **For Possible Action.**

3. NACO President's Report.

.

4. NACO Executive Director's Report.

5. Approval of Minutes of the April 20, 2018 NACO Board of Directors Meeting. **For Possible Action.**

6. Approval of NACO's March 2018 Financial Statements and March 29, 2018 Investment Reports. **For Possible Action.**

7. Presentation and Discussion Regarding Security and Public Access in County Buildings, Marshall Smith POOL/PACT.

8. Presentation and Discussion Regarding the U.S. Communities Program and County Purchasing Efficiencies, Dane Windsor, National Association of Counties (NACo).

9. Update on Interim Legislative Committees and Studies and Preliminary Discussion on NACO Legislative Priorities for the 2019 Legislative Session.

10. Discussion and Approval of an Update to NACO's Natural Resources and Public Lands Action Plan. **For Possible Action**

Note: The NACO Board of Directors May Interrupt the Open Meeting and Exclude the Public from the Meeting for the Limited Purpose of Receiving the Information and for Deliberation Relative to Agenda Item #11 (c) below:

11. **Update and Possible Action** Regarding Public Lands and Natural Resources Issues Affecting Counties Including:

    a. NACO Public Lands and Natural Resources Committee Update.

    b. Update on the Greater Sage Grouse Resource Management Plan Amendments.

    c. Discussion of Substitution of New Counsel to Represent NACO as Defendant-Intervenor on behalf of the Service in Lawsuit against the U.S. Fish and Wildlife Service Seeking to Vacate their Decision not to List the Bi-State Sage Grouse as an Endangered Species.

12. NACO Committee of the Emeritus Update.

13. National Association of Counties and Western Interstate Region Board Member Updates.

AMERICAN OVERSIGHT

14. NACO Board Member Updates.

15. Public Comment. Please Limit Comments to 3 Minutes

Adjournment.

Members of the public who are disabled and require special accommodations or assistance at the meeting are requested to notify NACO in writing at 304 S. Minnesota Street, Carson City, NV 89703, or by calling (775) 883-7863 at least three working days prior to the meeting.

Members of the public can request copies of the supporting material for the meeting by contacting Amanda Evans at (775) 883-7863. Supporting material will be available at the NACO office and on the NACO website at: www.nvnaco.org

This agenda was posted at the following locations:
NACO Office 304 S. Minnesota Street, Carson City, NV 89703
Washoe County Admin. Building 1001 E. Ninth Street, Reno, NV 89520
Elko County Manager's Office 540 Court Street #101, Elko NV 89801
POOL/PACT 201 S. Roop Street, Carson City, NV 89701

AMERICAN OVERSIGHT

The following links and/or pages are support for agenda Item 5

AMERICAN OVERSIGHT

NEVADA ASSOCIATION OF COUNTIES (NACO)

Board of Directors' Meeting
April 20th, 2018, 9:30 a.m.

UNADOPTED MINUTES

Attendance: President Weekly, President Elect Waits, Mineral County Commissioner Tipton, Lyon County Commissioner Hunewill, Lincoln County Commissioner Higbee, Churchill County Commissioner Olsen, Douglas County Commissioner Thaler, Washoe County Commissioner Hartung, Elko County Commissioner Steninger, Clark County Commissioner Kirkpatrick and NACO Staff (Dagny Stapleton, Vinson Guthreau, Tori Sundheim and Amanda Evans)

Remote Attendance: Vice President French, Carson City Mayor Crowell, Storey County Commissioner McGuffey

Other Attendees: Dr. Ivory Lyles, UNCE; Washoe County Manager, John Slaughter; Clark County Manager, Yolanda King; Katie Walpole and Alex Ortiz, Clark County; Murph Glover, NDOT; Edgar Patino, NV Energy; Cindy Brown and Vicki Higgins

The meeting was called to order at 9:34 a.m.

1. **Public Comment**. Clark County Manager King welcomed the Board to the first of two scheduled meetings in 2018 to be held in Clark County. UNR Cooperative Extension (UNCE) Director, Dr. Ivory Lyles informed the Board that he would complete his tour of all seventeen counties the following week and thanked the Board for their assistance and open communication as he completes his assessment of the various programmatic needs across the State. Cindy Brown and Vicki Higgins spoke to the Board regarding regulation of and protections for medical marijuana card holders. President Weekly thanked his staff for assisting with the planning efforts to bring the meeting to Clark County.

2. **Approval of Agenda**. The agenda was approved on a motion by Commissioner Tipton with second by Commissioner Thaler

3. **NACO President's Report**. President Weekly requested Mr. Ortiz and Ms. Walpole give the Board an update on the planning efforts for the National Association of Counties (NACo) Annual Conference to be hosted by Clark County in 2019 and thanked Commissioner Kirkpatrick for her planning efforts. Mr. Ortiz informed the Board that he and Ms. Walpole had been working closely with NACo regarding the planning and outlined their plans to obtain video clips showcasing Nevada's diversity. The video created will be shown during promotional efforts at the NACo conference in Nashville in July. He also requested promotional items from Nevada's counties that can be given to conference attendees. President Weekly acknowledged Vice President French's birthday and for his work on behalf of Nevada's counties.

.

4. **NACO Executive Director's Report**. Dagny announced there were opportunities to be appointed to the National Association of Counties Policy Steering Committees and encouraged those that are interested to reach out to her directly. She also informed the Board that the incoming NACo President will be appointing leadership positions to the Committees as well as to the NACo Board and requested anyone interested in serving in a leadership role to reach out to her for an application. She announced a grant through USDA for broadband service from $100K to $3M with limited matching funds required and mentioned the Nevada Stepping Up Conference information, included in the packet. President Elect Waits presented President Weekly with a birthday card signed by the Board and thanked him for his service to the Association and his hospitality in hosting the April meeting of the Board. Commissioner Kirkpatrick, President Weekly and Clark County Manager Yolanda King presented Dagny with a proclamation from Clark County for National County Government Month.

AMERICAN OVERSIGHT

5. **Approval of Minutes of the March 23, 2018 NACO Board of Directors Meeting**. The minutes were approved on a motion by Commissioner Hartung with second by Commissioner Tipton.

6. **Discussion and Possible Approval of an Adjustment to the NACO Office Manager Salary**. Dagny referenced the budget discussion in November and her commitment to bring any potential changes to the Board in the spring. She informed the group that she revised the official job description to more accurately reflect the tasks currently assigned and completed an informal salary study with the assistance of POOL/PACT. She recommended a 5% increase based on current tasks which would leave room in the salary range for future COLA and merit increases. The Office Manager's salary was increased at the recommendation on a motion by Commissioner Tipton with second by Commissioner Thaler.

7. **Discussion and Possible Action on NACO Outreach Efforts to Support the National Association of Counties Annual Conference in Clark County in 2019**. Dagny informed the Board that Clark County is planning a Las Vegas night at the NACo conference in Nashville to promote the 2019 conference. She requested direction to staff on how to aid those efforts and noted that those attending the 2018 conference would be asked to participate in the outreach efforts. President Elect Waits noted that the host hotels would be an avenue to show video footage. Commissioner Kirkpatrick noted concerns with hosting the conference in Las Vegas as it is often portrayed as a party town and the need to showcase the diversity of the State. Commissioner Tipton commented on the NACo conference held in Reno and the fact that attendance is often driven by location. She also noted that hands on educational tours are more interesting than standard educational sessions comprised solely of speakers. Commissioner Hartung echoed the need to showcase Nevada as being far more than simply the Las Vegas strip. Commissioner Kirkpatrick requested feedback within the following 15-20 days for planning purposes. Ms. Walpole informed the Board that the County's booth at the 2018 conference will be next to the registration table and outlined some of the ideas that they will be instituting for outreach efforts. Dagny requested video clips showing or promoting individual counties, and ideas for outreach and tours, be sent to staff for compilation and distribution to Clark County. The Board also directed Staff to work on ideas for some type of button, t-shirt or other items that the Nevada delegation can wear during the Nashville conference to help promote the 2019 Conference.

8. **Approval of NACO Talking Points to be Used to Conduct Outreach to Legislators and State Constitutional Officers**. Dagny referenced the document included in the agenda packet that had been developed at the direction of the Legislative Committee. She requested feedback and approval of the document. Vinson thanked the Board for their flexibility while the document was being drafted and the Board approved the document by consensus and without comment.

9. **Discussion and Presentation on the University of Nevada Cooperative Extension Effort to Gather and Create an Ongoing Repository of Socioeconomic Data for each County in Nevada, Dr. Tom Harris and Buddy Borden**. Mr. Borden and Dr. Harris spoke to the Board regarding the partnership between UNCE, CABNR and the federal land agencies to address deficits in land management plans, specifically in their lack of inclusion of socioeconomic impacts to local communities. Mr. Borden cited National Environmental Policy Act (NEPA) requirements requiring the plans to use qualitative not quantitative data tools and the need to educate the public and interested NGO's on the laws to avoid litigation. The Board was informed that UNCE is developing baseline socioeconomic data for all 17 counties. Resources from UNCE and CABNR have already been committed and the BLM and Forest Service are also trying to locate funds to assist in the development of the database. The project is expected to take 12-24 months to complete and the Board was informed that UNCE would be visiting all 17 counties to obtain the necessary information. Commissioner Kirkpatrick voiced concerns with who would ultimately own the data. Mr. Borden noted that since the project is being funded with public monies barriers can and will be put in place to protect the data for public uses. Commissioner Tipton noted that the project will be critical to Mineral County, but that she would have issues with the ability to gather the information necessary due to lack of resources. President Weekly suggested partnering some of the counties with limited resources with those that have more available staff. Commissioner Higbee noted that it will be good to have verification of information that has been widely known but not quantified by science. Dagny noted that the initial thought for the need of the tool was for use in federal comments but that ultimately the data can be used by counties for many different purposes including economic development; grant applications, and planning efforts.

AMERICAN OVERSIGHT

10. **Presentation from the Nevada Association of County Human Services Directors on County Human Services Programs, Mike Pawlak, Clark County Director of Social Service**. Mr. Pawlak introduced Michelle Fuller-Hallauer, a manager in the Clark County Department of Social Services. Mr. Pawlak noted that the presentation is a follow up to the previous presentation given by Nevada Association of Human Services Administrators President Edrie LaVoie, as requested by the Board. He noted the new directions that Human Service programs had taken due to the expansion of Medicaid and the Affordable Care Act (ACA) - specifically the move from a safety-net based system to investing in prevention driven models. He also noted that while all 17 counties are mandated to provide the same services the delivery of these services varies by county. Ms. Fuller-Hallauer gave an overview of three specific programs developed by Douglas, Churchill and Clark Counties that are examples of successful transitions from the safety-net model. Mr. Pawlak referenced the Stepping Up Summit to address re-entry programs that would be held the following week as well as the coordination of efforts between Human Service Departments and Public Safety Departments to develop best practices to ensure successful transitions for those individuals previously incarcerated. Comments from the Board included the need for coordinated efforts among multiple jurisdictions.

11. **Update Regarding Recreational and Medical Marijuana in Nevada, as it Relates to Counties**. Dagny referenced the discussion the previous month regarding the distribution of marijuana taxes and clarified that all 17 counties will receive approximately $88K to offset costs of impacts related to the legalization of marijuana. She also informed the Board that those counties that have marijuana business will receive monies based on the population of the counties. She said that the 2017 distribution had been sent by the Department of Taxation and that the 2018 distribution would be completed in November and going forward the yearly distribution will occur in November. She also updated the Board on the State licensing process: in June the licensing process will open for those businesses that already have licenses to apply and then one additional time prior to November. Then in November the process will open to any businesses that do not currently have licenses to apply. Commissioner Kirkpatrick inquired about the timing of granting of the licenses and Dagny said that the Department has 90 days to approve provisional licenses. Commissioner Thaler inquired as to the $88K distributed to all counties and Dagny further clarified that the initial ballot question contained language that ensured that some funding would be given to local government. Commissioner Kirkpatrick noted concern with the licensing process and a transition to selling licenses by locally held companies to outside firms and a desire to coordinate efforts and increase communication between counties on marijuana ordinances. Dagny suggested the convening of a NACO subcommittee on marijuana and the Board directed staff to form a subcommittee.

12. **Update and Possible Action Regarding Public Lands and Natural Resources Issues Affecting Counties Including:**

    a. **NACO Public Lands and Natural Resources Committee Update.** Tori informed the Board that the Committee's meeting had been postponed to the following week due to the Board meeting being held in Clark County and thanked the University of Nevada for the work being done on the socioeconomic impact analysis. Commissioner Tipton discussed the continued work on the update of the priorities of the Committee for the coming year and that the final plan will be brought forward for Board approval in May. Commissioner Kirkpatrick inquired as to the status of federal lands bills and Tori said she will develop and distribute a comprehensive list of where they currently stand.

    b. **Comments on Changes to Clean Water Act Coverage of "Discharges of Pollutants" Due May 21, 2018.** Tori informed the Board that a notice was published in the Federal Register requesting comments from local governments and inquired as to the Board's appetite for providing comments. Dagny added that the item falls under the purview of the comments submitted on the Waters of the US rule. Tori requested any concerns be forwarded to her and that the Public Lands and Natural Resources Committee would make the final decision on providing comments.

    c. **The U.S. Department of the Navy's DEIS for the Fallon Range Training Complex Modernization.** Tori informed the Board that the process is moving forward and that a public draft is expected prior to January of 2019.

AMERICAN OVERSIGHT

d. **NACO as Defendant-Intervenor in the Lawsuit against the U.S. Fish and Wildlife Service Seeking to Vacate their Decision not to List the Bi-State Sage Grouse as an Endangered Species**. This item was heard in closed session, no action was taken.

13. **NACO Committee of the Emeritus Update**. Dagny informed the Board that the workshop held earlier in the month on the legislative process was very successful and well attended. The workshop was recorded and has been posted to the NACO website. She noted the next workshop will be held on July 20th and the topic is on why county natural resources and public lands plans are important and how to write them. She concluded the item with the Committee's continued work on the new commissioner training to be held at the Annual Conference.

14. **National Association of Counties and Western Interstate Region Board Member Updates**. Commissioner Tipton informed the Board that the next meeting of the NACo Board of Directors will be held in Nashville, Tennessee, at the Annual Conference and that the Western Interstate Region meeting will be held in May in Sun Valley, Idaho.

15. **NACO Board Member Updates**. Updates were given by members of the Board highlighting various activities within their counties.

16. **Public Comment**. Amanda informed the Board that sponsor registration had been opened for the 2018 NACO conference and requested any Board members who would like the information to distribute to businesses within their counties to contact her.

The meeting was adjourned at 12:45

DRAFT

AMERICAN OVERSIGHT

The following links and/or pages are support for agenda Item 6

AMERICAN OVERSIGHT

Nevada Association of Counties
Balance Sheet
March 31, 2018

ASSETS		
Current Assets		
Cash - Bank of America	$ 509,980.27	
Money Market	110,567.20	
Investments Cash Equivalents	7,257.08	
Investments Cash Equivalents	16,435.58	
Accounts Receivable	30,767.26	
Prepaid Expenses	992.32	
Prepaid Pension Liability	181,078.00	
Total Current Assets		857,077.71
Property and Equipment		
Office Equipment	174,859.50	
Building	447,906.18	
Land	131,000.00	
Building Improvements	90,311.78	
Fixed Assets - Vehicle	32,878.25	
Accumulated Depreciation	(294,128.29)	
Total Property and Equipment		582,827.42
Other Assets		
Investments - RJ Equity	186,603.66	
Investments - RJ Securities	390,523.14	
DEFFERRED OUTFLOWS	35,335.00	
Total Other Assets		612,461.80
Total Assets		$ 2,052,366.93
LIABILITIES AND CAPITAL		
Current Liabilities		
Accrued Payroll Benefits	$ 9,257.25	
PERS Pension Liability	639,269.00	
DEFFERRED INFLOWS	48,242.00	
Total Current Liabilities		696,768.25
Long-Term Liabilities		
Total Long-Term Liabilities		0.00
Total Liabilities		696,768.25
Capital		
Retained Earnings	958,882.14	
Net Income	396,716.54	
Total Capital		1,355,598.68
Total Liabilities & Capital		$ 2,052,366.93

AMERICAN OVERSIGHT

Nevada Association of Counties
Income Statement
For the Three Months Ending March 31, 2018

	Current Month		Year to Date	
Revenues				
Investment Revenue - EQ	$ 592.04	29.83	$ 1,245.39	0.23
Investment Revenue - HQT	953.60	48.04	2,550.11	0.48
Membership Dues	0.00	0.00	352,846.00	66.15
Public Lands Assessments	0.00	0.00	130,923.00	24.55
IAF/Supplemental Funds	0.00	0.00	30,000.00	5.62
Interest Income	21.49	1.08	60.32	0.01
National Programs	1,693.01	85.29	1,873.81	0.35
Associate Memberships	0.00	0.00	19,500.00	3.66
Retiree Insurance Reimbursement	2,411.26	121.48	7,233.78	1.36
Unrealized Gain/(Loss)-EQINC	(4,126.22)	(207.87)	(6,119.64)	(1.15)
Unrealized Gain/(Loss)-HQTAX	439.80	22.16	(6,730.56)	(1.26)
Total Revenues	1,984.98	100.00	533,382.21	100.00
Cost of Sales				
Total Cost of Sales	0.00	0.00	0.00	0.00
Gross Profit	1,984.98	100.00	533,382.21	100.00
Expenses				
Salaries	35,059.98	1,766.26	70,348.21	13.19
Retirement	0.00	0.00	11,078.12	2.08
Employee Health Insurance	4,242.46	213.73	18,174.27	3.41
Employee Life Insurance	29.95	1.51	81.70	0.02
FICA and Medicare Expense	487.23	24.55	1,032.72	0.19
ESD Expense	299.27	15.08	655.35	0.12
PEBP Expenses	122.40	6.17	367.20	0.07
Equipment Maint/Lease	2,097.15	105.65	2,481.31	0.47
Office Supplies	441.80	22.26	699.96	0.13
Office Equipment Purchase	1,200.16	60.46	1,200.16	0.23
Telephone	901.05	45.39	1,812.94	0.34
Postage	58.52	2.95	65.47	0.01
Liability/Auto Insurance	329.00	16.57	987.00	0.19
Publications/Subcriptions/Dues	845.11	42.58	2,493.66	0.47
Printing	0.00	0.00	219.78	0.04
Staff Travel	4,687.55	236.15	5,338.28	1.00
Representative Travel	2,657.12	133.86	3,203.72	0.60
WIR Dues	0.00	0.00	8,187.00	1.53
NACO Conference Printing	(671.90)	(33.85)	(671.90)	(0.13)
Board Meetings	456.76	23.01	662.01	0.12
Video Conference Hosting	511.50	25.77	1,534.50	0.29
Professional Fees	70.92	3.57	70.92	0.01
Payroll Processing Service	364.20	18.35	995.47	0.19
Bank Charges	0.00	0.00	(0.10)	(0.00)
Invesment Expense	0.00	0.00	2,276.93	0.43
Utilities	178.70	9.00	870.19	0.16
Maintenance & Repairs	1,557.76	78.48	1,760.80	0.33
Janitorial Expenses	370.00	18.64	740.00	0.14
Total Expenses	56,296.69	2,836.13	136,665.67	25.62
Net Income	($ 54,311.71)	(2,736.13)	$ 396,716.54	74.38

AMERICAN OVERSIGHT

WOODS CAPITAL PARTNERS | RAYMOND JAMES®

Nevada Assoc Of Counties Account Summary

Closing Value $406,958.72

NV-DA-20-0615-A-003695

0005865 05 MB 1 542205 TR 00098 RJCP4T02 000100

NEVADA ASSOC OF COUNTIES (NACO)
EAM HQTAX
304 S MINNESOTA ST
CARSON CITY NV 89703-4270046

JOE WOODS II
Raymond James Financial Services, Inc.
RAYMOND JAMES FINANCIAL SVCS. | 1011 C AVENUE | CORONADO, CA 92118 | (619) 435-1693
RaymondJames.com/SanDiego | Joe.Woods@RaymondJames.com

Raymond James Client Services | 800-647-SERV (7378)
Monday - Friday 8 a.m. to 9 p.m. ET
Online Account Access | raymondjames.com/investoraccess

RECEIVED
APR 12
By

Investment Objectives

Primary: Income with a medium risk tolerance and a time horizon exceeding 10 years.

Activity

		This Statement		Year to Date
Beginning Balance	$	**405,565.32**	$	**412,410.29**
Deposits	$	0.00	$	0.00
Income	$	953.60	$	2,550.11
Withdrawals	$	0.00	$	0.00
Expenses	$	0.00	$	(1,271.12)
Change in Value	$	439.80	$	(6,730.56)
Ending Balance	$	**406,958.72**	$	**406,958.72**
Purchases	$	(7,950.15)	$	(14,741.06)
Sales/Redemptions	$	16,140.12	$	22,288.67

Time-Weighted Performance

See Understanding Your Statement for important information about these calculations.

Performance Inception 08/26/96	This Quarter	YTD	2017	2016	Annualized Since 08/26/1996
	(1.24)%	(1.24)%	0.58%	0.42%	3.35%

Excludes some limited partnerships, unpriced securities and annuity history prior to the annuity being linked to the account.

Value Over Time

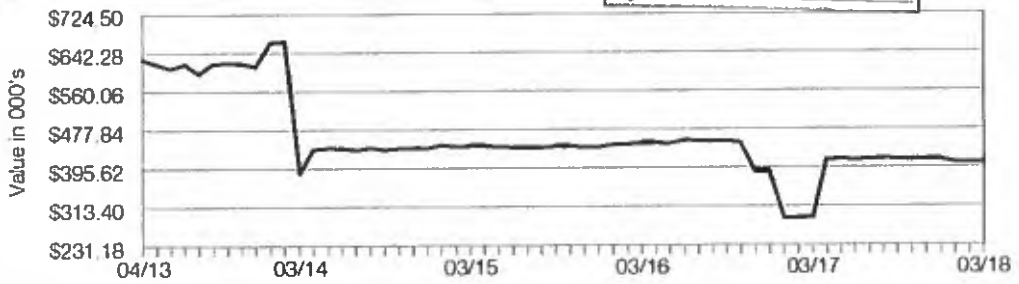

Asset Allocation Analysis

		Value	Percentage
US Equities	$	-	-
Non-US Equities	$	-	-
Fixed Income	$	390,523.14	95.97%
Real Estate & Tangibles	$	-	-
Alternative Investments	$	-	-
Non-classified	$	-	-
Cash & Cash Alternatives	$	16,435.58	4.03%



Morningstar asset allocation information is as of 03/28/2018 (mutual funds & annuities) and 03/19/2018 (529s).

AMERICAN OVERSIGHT

WOODS CAPITAL PARTNERS | RAYMOND JAMES®

Nevada Assoc Of Counties Account Summary

Closing Value $193,860.74

NV-DA-20-0615-A-003696

NEVADA ASSOC OF COUNTIES (NACO)
EAM EQINC
304 S MINNESOTA ST
CARSON CITY NV 89703-4270046

RECEIVED
APR 12

JOE WOODS II
Raymond James Financial Services, Inc.
RAYMOND JAMES FINANCIAL SVCS. | 1011 C AVENUE | CORONADO, CA 92118 | (619) 435-1693
RaymondJames.com/SanDiego | Joe.Woods@RaymondJames.com

Raymond James Client Services | 800-647-SERV (7378)
Monday - Friday 8 a.m. to 9 p.m. ET
Online Account Access | raymondjames.com/investoraccess

Investment Objectives

Primary: Growth with a medium risk tolerance and a time horizon exceeding 10 years.

Activity

		This Statement		Year to Date
Beginning Balance	$	**197,394.92**	$	**199,740.80**
Deposits	$	0.00	$	0.00
Income	$	592.04	$	1,245.39
Withdrawals	$	0.00	$	0.00
Expenses	$	0.00	$	(1,005.81)
Change in Value	$	(4,126.22)	$	(6,119.64)
Ending Balance	$	**193,860.74**	$	**193,860.74**
Purchases	$	(4,037.60)	$	(5,940.11)
Sales/Redemptions	$	0.00	$	7,051.13

Time-Weighted Performance

See Understanding Your Statement for important information about these calculations.

Performance Inception 08/26/96	This Quarter	YTD	2017	2016	Annualized Since 08/26/1996
	(2.85)%	(2.85)%	18.71%	11.49%	6.60%

Excludes some limited partnerships, unpriced securities and annuity history prior to the annuity being linked to the account.

Value Over Time

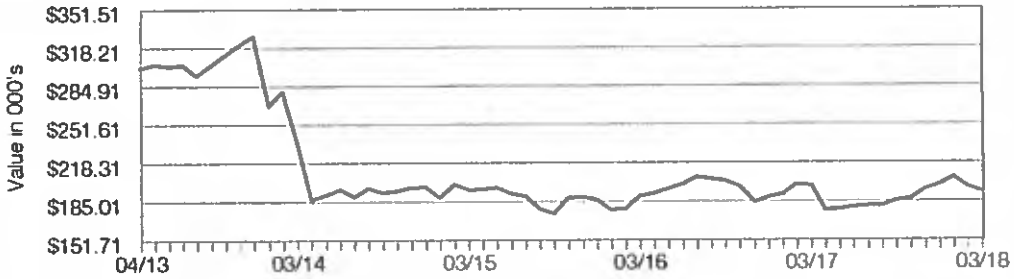

Asset Allocation Analysis

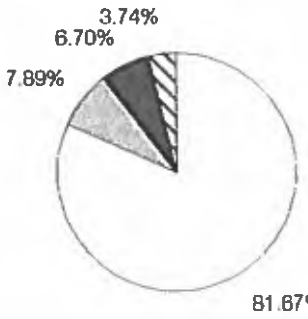

		Value	Percentage
US Equities	$	158,294.44	81.67%
Non-US Equities	$	15,314.07	7.89%
Fixed Income	$	-	-
Real Estate & Tangibles	$	12,995.15	6.70%
Alternative Investments	$	-	-
Non-classified	$	-	-
Cash & Cash Alternatives	$	7,257.08	3.74%

Morningstar asset allocation information is as of 03/28/2018 (mutual funds & annuities) and 03/19/2018 (529s)

AMERICAN OVERSIGHT

The following links and/or pages are support for agenda Item 8

http://www.uscommunities.org/?q=r-naco15

AMERICAN OVERSIGHT

The following links and/or pages are support for agenda Item 11b

https://eplanning.blm.gov/epl-front-office/eplanning/planAndProjectSite.do?methodName=dispatchToPatternPage&currentPageId=153090

AMERICAN OVERSIGHT

Stephanie M. Klapstein

From: Amanda Evans <aevans@nvnaco.org>
Sent: Monday, March 19, 2018 9:01 AM
To: andelee@aol.com; bshawcroft@churchillda.org; chevalgabor@fs.fed.us; coclerkts@hcnv.us; wadunkelberger@fs.fed.us; Bill Brewer; Desire Barnson; Ivory Lyles; Jennifer Crowe; Joe Gloria; Ken Collum; Marla McDade Williams; Mike Rebaletti; Pam Robinson; Patricia Cafferata; Ross, Lisa; Sheila Anderson; Stephen Clutter; Virg Arellano; Wayne Carlson
Subject: NACO Board Meeting
Attachments: NACO Board Agenda Packet March 2018.pdf

Good Morning,

As requested here is a copy of the agenda packet for this months meeting of the NACO Board of Directors.

--
Regards,

Amanda Evans
Office Manager
Nevada Association of Counties
775-883-7863
www.nvnaco.org

AMERICAN OVERSIGHT

NEVADA ASSOCIATION OF COUNTIES (NACO)

Board of Directors' Meeting
March 23rd, 2018, 9:30 a.m.
NACO Office
304 S. Minnesota Street
Carson City, NV 89703

AGENDA

Some NACO Board members may attend via video link or phone from other locations. Items on the agenda may be taken out of order. The NACO Board may combine two or more agenda items for consideration. The NACO Board may remove an item from the agenda or delay discussion relating to an item on the agenda at any time.

Call to Order, Roll Call and Pledge of Allegiance

1. Public Comment. Please Limit Comments to 3 Minutes.
2. Approval of Agenda. **For Possible Action.**
3. NACO President's Report.

.

4. NACO Executive Director's Report.
5. Approval of Minutes of the February 23, 2018 NACO Board of Directors Meeting. **For Possible Action.**
6. Approval of Additional 2018 NACO Associate Members. **For Possible Action.**
7. Discussion and Approval of a Rural Appointee to Represent NACO on the Committee on Local Government Finance. **For Possible Action.**
8. Introduction of the Recently Appointed Director of the Nevada Department of Taxation, Bill Anderson.
9. Presentation on the Nevada Commission for Women, Molly Walt.
10. Update on the University of Nevada Cooperative Extension (UNCE), UNCE, Director Ivory Lyles.
11. Discussion and Possible Direction for NACO to Promote April 2018 as National County Government Month. **For Possible Action**

Note: The NACO Board of Directors May Interrupt the Open Meeting and Exclude the Public from the Meeting for the Limited Purpose of Receiving the Information and for Deliberation Relative to Agenda Item #12 (d) below:

12. **Update and Possible Action** Regarding Public Lands and Natural Resources Issues Affecting Counties Including:
    a. NACO Public Lands and Natural Resources Committee Update.
    b. Update on the Greater Sage Grouse Resource Management Plan Amendments.
    c. Approval of a Contract with Resource Concepts Inc., to Provide Technical Support to Counties on Issues Related to the Greater Sage Grouse Resource Management Plan Amendments.

AMERICAN OVERSIGHT

d. NACO as Defendant-Intervenor on behalf of the Service in Lawsuit against the U.S. Fish and Wildlife Service Seeking to Vacate their Decision not to List the Bi-State Sage Grouse as an Endangered Species.

e. Approval of Compensation for Tori Sundheim for Representing NACO, as Legal Counsel, in Desert Survivors et al. v. Fish and Wildlife Service Case 3:16-cv-01165

13. NACO Committee of the Emeritus Update.

14. National Association of Counties and Western Interstate Region Board Member Updates.

15. NACO Board Member Updates.

16. Public Comment - Please Limit Comments to 3 Minutes

Adjournment.

Members of the public who are disabled and require special accommodations or assistance at the meeting are requested to notify NACO in writing at 304 S. Minnesota Street, Carson City, NV 89703, or by calling (775) 883-7863 at least three working days prior to the meeting.

Members of the public can request copies of the supporting material for the meeting by contacting Amanda Evans at (775) 883-7863. Supporting material will be available at the NACO office and on the NACO website at: www.nvnaco.org

This agenda was posted at the following locations:
NACO Office 304 S. Minnesota Street, Carson City, NV 89703
Washoe County Admin. Building 1001 E. Ninth Street, Reno, NV 89520
Elko County Manager's Office 540 Court Street #101, Elko NV 89801
POOL/PACT 201 S. Roop Street, Carson City, NV 89701

AMERICAN OVERSIGHT

The following links and/or pages are support for agenda Item 4

http://www.naco.org/sites/default/files/documents/2018-CLI-brochure_01-05-18.pdf

http://www.naco.org/county-leadership-institute-nomination-form

AMERICAN OVERSIGHT

The following links and/or pages are support for agenda Item 5

AMERICAN OVERSIGHT

NEVADA ASSOCIATION OF COUNTIES (NACO)
Board of Directors' Meeting
February 23rd, 2018

UNADOPTED MINUTES

Attendance: President Weekly, President Elect Waits, Vice President French, Washoe County Commissioner Lucey, Mineral County Commissioner Tipton, Carson City Mayor Crowell, Lyon County Commissioner Hunewill, Storey County Commissioner McGuffey, Douglas County Commissioner Thaler, Nye County Commissioner Wichman, Lincoln County Commissioner Higbee and NACO Staff: (Dagny Stapleton, Vinson Guthreau, Tori Sundheim and Amanda Evans)

Remote Attendance: Washoe County Commissioner Hartung, Churchill County Commissioner Olsen and Pershing County Commissioner Shank.

Other Attendance: Elko County Manager, Rob Stokes; Lyon County Commissioner, Don Alt; Nye County Manager, Tim Sutton; Nye County Public Information Officer, Arnold Knightly; Molly Walt, Nevada Commission for Women; Mark Krueger, Nevada Attorney General's Office; Ed Smith, UNR Cooperative Extension; Michael Beaudoin, Nevada Division of Forestry; and Lee Bonner, NDOT.

The meeting was called to order at 9:30 a.m.

1. **Public Comment**. Molly Walt from the Nevada Commission for Women gave a brief overview of the Commission, its creation by the Legislature, the makeup of the Board of the Commission and upcoming strategic planning session and workshops. Ms. Walt requested to be placed on a future agenda to provide more detailed information on the Commission. President Weekly agreed to her request. Mark Krueger of the NV Attorney General's Office informed the Board that his office would be reaching out to the counties to gather information on impacts and damages to the counties due to the current opioid crisis. He assured the Board that the investigation the State is undertaking with several other states will not have an impact on any opioid lawsuits the counties may decide to enter into. He also informed the Board that Patty Cafferata, the Office's official County Liaison, would reach out to NACO with information on an opioid working group.

2. **Approval of Agenda**. The agenda was approved on a motion by Commissioner Wichman with second by Commissioner Lucey.

3. **NACO President's Report**. President Weekly reappointed Commissioner Tipton and Vice President French to the positions of Chair and Vice Chair of the NACO Public Lands Committee. He acknowledged the birthdays of those Board members born in February and congratulated Commissioner Lucey on the recent birth of his daughter.

.

4. **NACO Executive Director's Report**. Dagny formally introduced Vinson to the Board and outlined his qualifications and experience, including his former position with the Association. She informed the Board that Alan Kalt, who has been an Association appointee to the Committee on Local Government Finance (CLGF) for over twenty years, had retired and therefore the Board would need to appoint a new member to that Committee. She asked the Board to consider nominations for a rural representative to the CLGF for appointment at the next Board meeting. She also informed the Board that the Legislative Committee would be convening soon and discussed the outreach activities the Committee would be conducting and asked any Board members interested in serving on the Committee to reach out to her or Vinson to be added to the distribution list. Dagny informed the group that the first meeting of the Cooperative Extension Advisory Counsel was held the previous Friday in Las Vegas and that the proposed budget enhancement for Extension of $4.7 million continues to move forward. She also relayed that Extension Director Lyles would like to address the NACO Board March. Dagny also informed the Board that the Right to Council Commission had convened and that two meetings had been held. She announced that one of the first tasks of the Commission was to hire a consultant to gather data from the rural counties on how they provide indigent defense. The

AMERICAN OVERSIGHT

Commission hired the 6th Amendment Center for this task and Dagny announced to the Board that David Carroll and his associates would be reaching out to the rural counties shortly. Dagny also announced that National County Government Month is in April and that NACO Staff is working on ideas for promoting counties and their services. She concluded her report by discussing the release of the 2018 NACO Directory and the successful replacement of the NACO telephone system.

5. **Approval of Minutes of the January 19, 2018 NACO Board of Directors Meeting**. The minutes were approved on a motion by Commissioner Tipton with second by Commissioner Wichman.

6. **Approval of Additional 2018 NACO Associate Members**. The newest application for Associate Membership was approved on a motion by Commissioner Wichman with second by Commissioner Tipton.

7. **Approval of the Appointment of Alan Kalt to serve as NACO's Fiscal Officer**. Mr. Kalt was appointed to the office of NACO Fiscal Officer on a motion by Commissioner Tipton with second by Commissioner Wichman. He will assist with the Association's financial reports and budgeting process and will also attend NACO Board meetings as needed.

8. **Approval of NACO's 2017 Financial Statements and January 31, 2018 Investment Reports**. The financial statements and investment reports were approved on a motion by Mayor Crowell with second by Commissioner Tipton.

9. **Discussion and Presentation on the Newly Organized Nevada Network of Fire Adapted Communities, Ed Smith, University of Nevada Cooperative Extension and Michael Beaudoin, Network Coordinator (Nevada Division of Forestry)**. Mr. Smith reviewed the Network, its history and goal of educating and supporting communities on wildfire prevention. He informed the Board that the Network has 173 members in ten communities and that the leadership of the Network is transitioning from Cooperative Extension to the Nevada Division of Forestry. Mr. Smith introduced Michael Beaudoin, who was recently hired as the Network's Coordinator through the Division of Forestry. Mr. Beaudoin gave the Board an overview of his experience and qualifications. He informed the Board that he feels that Nevada is at the leading edge of wildfire mitigation and that he would like to come back to the Board when he has completed his strategic plan for the Network. Commissioner Lucey noted that Arrowcreek in Washoe County is a member of the Network and inquired as to exactly what the definition of an adapted community is. Mr. Smith clarified that an adapted community is a community committed to reducing wildfire threat and one that is able to survive a fire with little assistance from fire fighters; he elaborated that the primary mechanisms for reaching this goal are education and fuels management projects. He also noted that member communities receive assistance with project funding, educational programs and organization. Commissioner Lucey requested that the Network to work with each county on fuels management plans. President Waits inquired whether presentations were going to be given to each county Board of Commissioners. She was informed that the Network plans to request time on each agenda. President Weekly was informed that Mr. Charleston and Mountain Springs are members of the Network in Clark County and he offered to put Mr. Beaudoin in direct contact with Commissioner Brown, in whose district both of the communities are located. Vice President French noted the importance of interfacing with wildland support groups and fire districts and he was assured that the Network would be doing so. Mr. Smith concluded the presentation with the announcement of his retirement and thanked the Board for their support and cooperation over his career. Dagny concluded the item noting that the program is nationally recognized and that the Network is in need of two community representatives to represent the Northern and Southern areas. She asked members to let her know if they had any suggestions for nominees.

10. **Federal Legislative Update Provided by the National Association of Counties (NACo) Legislative Staff**. Deborah Cox, Legislative Director and Johnathan Shuffield, Associate Legislative Director for Public Lands joined the meeting via teleconference. Ms. Cox informed the Board that there are openings on policy steering committees and that she would work with Dagny on getting any members appointed, should they wish to serve. She discussed the political climate in Washington and the announcements of many members of Congress that they would not be running for re-election. She made note of challenges with unfunded mandates and regulations. She informed the Board that

AMERICAN OVERSIGHT

NACo had been working on the tax reform bill, closely watching the budget and appropriations, public health care issues including the opioid epidemic, public lands issues and infrastructure. She spoke about the budget and appropriations processes and the continuing resolutions (CR) the government have been working under. She noted that an omnibus spending bill is being drafted and the hope was to have it passed prior to the expiration of the current CR. Ms. Cox also discussed the President's infrastructure plan and noted that NACo had been working closely with the White House and the various Congressional committees on the plan. She noted that Congress is now looking at how to shape legislation to accomplish what the President outlined in the plan. Ms. Cox referenced the comprehensive analysis NACo had completed on the plan which can be found on the NACo website and encouraged conversations with the Nevada Delegation on the plan. Mr. Shuffield started with PILT and informed the Board that the President's budget includes full funding for the program in 2019 and that the final funding level for 2018 would be known sometime around the end of March. He informed the Board that there would be a press conference regarding SRS on March 6th and that they are still working on getting fixes in place regarding fire funding and forest management provisions, but that there is bi-partisan support for the reauthorization of the program. He also informed the Board that the President's budget asked Congress to remove the rider that was making population control of wild horses and burros a challenge. Commissioner Higbee inquired about PILT re-distribution and calculations. Mr. Shuffield informed the Board that a Montana Congressman is looking at sponsoring legislation that would remove the population caps to direct more money to small population counties and potentially add funds to the program but that it has yet to be introduced. Dagny thanked Ms. Cox and Mr. Shuffield for their presentation.

11. **Update and Discussion on NACO and NACO Members' Participation in the National Association of Counties 2018 Legislative Conference in Washington D.C., including Meetings and Events Held During the Conference**. Board and County representative attendance at the Conference was confirmed. Dagny reviewed the agenda for the trip and noted that an itinerary will be sent to those attending prior to the Conference. She referenced the Federal Priorities document included in the packet and noted that it is similar to years past and that there were some minor changes to the previously distributed document. She asked members to direct their attention to the public lands and transportation sections, to which NACO staff had made minor changes based on current discussions in D.C. and the receipt of additional information. The Association's 2018 Federal Priorities were approved on a motion by Commissioner Tipton with second by Commissioner Lucey.

12. **Update and Possible Action Regarding Public Lands and Natural Resources Issues Affecting Counties Including:** Commissioner Tipton informed the Board that the Public Lands Committee would be developing draft language for MOU's with the Forest Service and BLM. She also noted that the Committee will be providing an updated Public Lands Action Plan. Tori informed the Board that a meeting is being held at Holland and Hart to discuss the redo of the BLM and USFS's sage grouse plans and encouraged all affected counties to participate.

    a. **Proposed Department of the Interior Reorganization Including NACO Position, and Joint Position Letter from the Western Governors' Association, NACo Western Interstate Region, and the Utah and Wyoming Associations of Counties**. Tori gave an overview of the item and informed the Board that she had recently attended a meeting about the proposed reorganization in Salt Lake City. Several Nevada County Commissioners also attended that meeting. She noted that there was a contingency of western associations including the Western Governors Association and several state associations of counties that had produced a letter to respond to the proposal. She informed the Board that a revised letter based upon a map that had been released that morning had been distributed for the Board's consideration. She also noted that signing onto the letter is a strategic response and that the Board would be free to take a stronger position in the future if they see fit. Tori stressed that signing onto the letter is effectively a seat at the table and that there wasn't an opportunity to change the language because several of the other participants had already approved the letter as written. Dagny was instructed to sign the letter on behalf of the Association on a motion by Commissioner Wichman with second by Commissioner Tipton. Commissioner Lucey asked to have it brought back for discussion after the NACo Legislative Conference. Dagny asked for and received clarification that the Board's official position on the proposal in its current form is opposed.

AMERICAN OVERSIGHT

b. **The Center for Biological Diversity's Lawsuit against the U.S. Fish and Wildlife Service Seeking to Vacate their Decision not to List the Bi-State Sage Grouse as an Endangered Species and NACO's Motion to Intervene on behalf of the Service**. Tori informed the Board that the reply brief had been submitted and that oral arguments were scheduled on March 16th. She added that the case is a window into future listing decisions and how the FWS will or won't be able to adopt policy recognizing local conservation efforts. Dagny recognized Tori's work on the reply brief, informing the Board that Mono County and the AG's office had deferred to her and that she would be conducting the oral arguments in San Francisco.

13. **NACO Committee of the Emeritus Update**. Dagny informed the Board that Vinson had been working on the county commissioner brochure and that the Washoe County Clerk's office had help with the final design for distribution. She also noted that the County Clerk's cannot distribute the brochure but that Vinson had been developing a strategy for distribution through community groups and state and local party associations.

14. **National Association of Counties and Western Interstate Region Board Member Updates**. The next meetings of the individual Boards will be held at the NACo Legislative Conference and Vice President French and Commissioner Tipton will have updates at the next meeting. Commissioner Lucey also informed the Board that Commissioner Hartung would be attending the Transportation Steering Committee on his behalf and that he will have an update in March as well.

15. **NACO Board Member Updates**. Updates were given by members of the Board on activities within their counties.

16. **Public Comment**. None was given.

The meeting was adjourned at 11:52 a.m.

DRAFT

AMERICAN OVERSIGHT

The following links and/or pages are support for agenda Item 6

AMERICAN OVERSIGHT

NACO ASSOCIATE MEMBER INFORMATION

Company Information (please print or type)

USI Insurance Services National, Inc.

Company Name

100 Summit Lake Drive, Suite 400

Headquarters Address

Valhalla, NY 10595

City | State | Zip

914-749-8500

Phone | Fax

www.usi.com

Company Website

Official Company Representative (please print or type)

Brandon Lewis, CPCU, ARM - Vice President, Commercial Property & Casualty

First Name | Last Name | Title

5355 Kietzke Lane, Suite 101, Reno, NV 89511

Address (if different from above)

Phone: 775-335-2113, Fax: 610-537-2335, Cell: 775-453-4297, brandon.lewis@usi.com

Phone | Fax | Cell | E-mail

Amy Bruskotter, amy.bruskotter@usi.com

Additional/Alternate Company Contact (Name & E-mail)

Please provide a brief summary of what your firm does and how a partnership with NACO will be mutually beneficial.

USI Insurance Services is a local, national and global insurance brokerage and consulting firm delivering property and casualty, employee benefits, personal risk, program and retirement solutions. USI has more than 6,000 industry leading professionals working in over 150 offices across the U.S. Our Nevada team, based in our Reno office, specializes in serving Nevada governmental entity clients and seeks to support NACO's efforts to serve Nevada's counties.

Thank you for your interest in joining NACO!

Please return your completed application to us at: 304 S. Minnesota St.
Carson City, NV 89703
or via E mail at: aevans@nvnaco.org

AMERICAN OVERSIGHT

The following links and/or pages are support for agenda Item 7

AMERICAN OVERSIGHT

Gina Rackley
Humboldt County Comptroller / Auditor
50 W. Fifth Street, #203
Winnemucca, NV 89445
775-623-6467
Comptroller@hcnv.us

Dear NACO Board Members,

Thank you for this opportunity to apply for the Committee on Local Government Finance vacancy. This Committee is very important with their service to our Cities, Counties, Schools and State in a very key way and I am honored to submit my resume to you for your consideration of appointment.

A little about myself, I am a native Nevadan born and raised in Hawthorne during the boom years when the base was in full operation. Following high school I attended the University of Nevada – Reno, where I met my husband, Jim, who is a 5th generation native Nevadan. In 1990, we moved to Winnemucca as my husband was hired in the mining industry, where he still works today. We have two children – Jessica, who graduated from Montana State University and has since returned to Nevada receiving a job with Great Basin Institute in Ely; and Jimmy, who is a junior at Lowry High School in Winnemucca.

Experience

I have 28 years of experience in local government finance. I began my career in the City of Winnemucca Clerk / Treasurer's office from 1990 to 1999. I accepted a position as Accounting Technician in the Humboldt County Comptroller's office working under and mentored by then Comptroller, Bruce Brooks, from 1999 to 2006. In 2006 I was elected as Humboldt County Treasurer and served in that capacity for 10 years. I applied for the vacancy of the Comptroller / Auditor position with the confidence that my years of experience in local government finance would benefit Humboldt County. The Humboldt County Board of Commissioners agreed and I was honored to receive their appointment as Comptroller / Auditor effective January 2017.

Education

I graduated from Mineral County High School, Hawthorne, NV in 1986.
Attended the University of Nevada – Reno from 1986 to 1999 majoring in Business Administration
Graduated from Great Basin College, Winnemucca, NV with an degree in Business Administration

References

Alan Kalt, Retired Churchill County Comptroller	775-427-5272
Bruce Brooks, Retired Humboldt County Comptroller	775-625-0146

If selected as one of the Nevada Association of Counties representatives to the Committee on Local Government Finance, I would be greatly honored and proudly serve to the best of my ability. I would be happy to speak with you further and answer any questions you may have.

Gina Rackley

AMERICAN OVERSIGHT

Joshua D Foli
Resume

Employment History:

- Lyon County Comptroller – 14 years of experience,
  including audit/budget preparation and/or bookkeeping for the following entities:
  - Lyon County
  - City of Yerington
  - 4 Fire Districts (North Lyon, Central Lyon, Mason Valley, Smith Valley)
  - 2 Swimming Pools (Fernley, Mason Valley)
  - 2 Hospitals (Silver Springs/Stagecoach, South Lyon)
  - 1 Sewer GID (Silver Springs)
  - 3 Special Districts (Mosquito, Vector, Weed Control)
- Staff member, then partner, in a CPA firm – 6 years of experience,
  including auditing experience for the following types of Nevada governments:
  - Counties
  - Cities
  - School Districts
  - Fire Districts
  - General Improvement Districts
- Bank Manager - 3 1/2 years of experience

Professional Certifications/Awards/Memberships:

- Certified Public Accountant in Nevada
- Chartered Global Management Accountant
- Certificate of Achievement for Excellence in Financial Reporting from Government Finance Officers Association for Lyon County's Consolidated Annual Financial Report (10 years)
- Member of the American Institute of Certified Public Accountants
- Member of the Government Finance Officers Association

Education:

- Bachelor's degree from University of Nevada, Reno,
  with two majors – Accounting and Computer Information Systems
- Undergraduate coursework obtained from:
  - Harvard University
  - Brigham Young University
  - University of Nevada, Reno

Board Experience:

- Nevada Public Agency Insurance Pool - Executive Board Member
- Nevada Public Agency Compensation Trust - Executive Board Member
- Public Risk Mutual - Executive Board Member
- Public Compensation Mutual - Executive Board Member

AMERICAN OVERSIGHT

The following links and/or pages are support for agenda Item 12c

AMERICAN OVERSIGHT

Resource Concepts Inc

March 15, 2018

via email: dstapleton@nvnaco.org

Dagny Stapleton, Executive Director
Nevada Association of Counties
304 South Minnesota Street
Carson City, Nevada 89703

RE: Resource Concepts, Inc. (RCI) Proposal for Technical Support to the Nevada Association of Counties (NACO) for the BLM's Nevada Greater Sage-grouse Land Use Plan Amendment (LUPA)

Dear Ms. Stapleton:

Per our meeting at NACO on February 28, and my subsequent email to you on March 2, 2018, Resource Concepts, Inc. (RCI) offers this proposal for your consideration. RCI would provide technical support to NACO for the BLM's Nevada Greater Sage-grouse Land Use Plan Amendment, and engage along with NACO in the BLM NEPA process as appropriate. RCI's primary responsibilities would include:

1. Focused technical support in three key areas:
    a. Greater Sage-grouse Habitat Maps. Advance a protocol for updating habitat maps and classifications based on relevant and updated on-the-ground information without requiring another LUPA.
    b. Habitat Objectives Table 2.2. Advocate for objectives that are truly applied as objectives rather than standards and ensure that such objectives are applied in a feasible manner based on ecological site potential and current site condition rather than an unreasonable blanket standard.
    c. Adaptive Management portion (Appendix J) of the current LUPA. Ensure true adaptive management principals are applied rather than simply imposing additional restrictions.
2. Identify and utilize examples of issues that local government has experienced as a result of the current LUPA in order to strengthen the case for addressing and resolving the above-listed items.
3. Engage in the LUPA NEPA process. Attend necessary meetings, work with collaborators and cooperators, engage the BLM as appropriate through the Cooperating Agency process, review State and BLM proposals and documents, and develop written comment as necessary for NACO's use.

RCI's general approach to accomplishing the above-listed scope of work would be as follows:

1. Utilize the Nevada "State Plan" as a starting point, and offer adjustments and improvements where necessary;
2. Coordinate closely and work directly with NACO to advance proposals (to support existing components of the State Plan, or support concepts with specific modifications / updates) through the BLM process at the appropriate time and in the appropriate format; and,

AMERICAN OVERSIGHT
NV-DA-20-0615-A-003714

3. Engage the BLM, State Sagebrush Ecosystem Program (SEC/SETT), and other federal or state agencies / entities as appropriate, with an eye towards reaching a collaborative solution and outcome while attempting to avoid future need for litigation by local governments.

All deliverables (concepts, proposals, formal comments, and correspondence with collaborators) shall be shared directly with you, appropriate staff and NACO members. RCI understands that all deliverables are the property of NACO and that such products may be shared with associated Counties and collaborators as you deem appropriate.

RCI understands that the BLM's Cooperating Agency process will commence in March 2018, with planned completion and Record of Decision issued in April 2019. As such, RCI would propose an agreement term of March 1, 2018 through June 30, 2019. If the BLM's timeline is extended, then the end of the term could be adjusted as needed.

While it is difficult to anticipate how the process will unfold between now and next spring/summer, RCI estimates that the above-listed scope of work and approach would cost between $44,000 and $48,000. As such, RCI would propose a time and materials agreement not to exceed $50,000 total. RCI will coordinate all tasks prior to initiation with NACO, invoice on a monthly basis and provide monthly progress/budget reports. RCI will only bill for work completed, including time and any expenses incurred based on the terms and conditions of the attached Fee Schedule.

If the terms of this proposal are acceptable to you, please acknowledge by signing the below "approval" line. Please do not hesitate to contact me to discuss any questions or concerns you may have.

Thank you,

Jeremy Drew, Resource Project Manager
Resource Concepts, Inc.

JD/jm

Attachments: RCI Fee Schedule for Nevada Association of Counties

Approved by:

Signature: W. Marv Tebeau _____ *Date:* 3/15/2018

W. Marvin Tebeau, Principal
Resource Concepts, Inc.

Signature: _____ *Date:* _____

Dagny Stapleton, Executive Director
Nevada Association of Counties

AMERICAN OVERSIGHT

NV-DA-20-0615-A-003715

Resource Concepts Inc

Fee Schedule

		Billing Rate
NATURAL RESOURCE SERVICES*	Principal Resource Specialist	160.00
	Resource Project Manager	140.00
	Senior Resource Specialist II	130.00
	Senior Resource Specialist I	120.00
	Resource Specialist II	110.00
	Resource Specialist I	100.00
	Resource Technician II	80.00
	Resource Technician I	70.00
	Resource Intern	60.00

**Manager & Resource Specialist disciplines include: Biologist, Botanist, Fluvial Geomorphologist, Geologist, NEPA Specialist, Planner, Wildlife Biologist and Wetland Specialist*

RANGE SERVICES	Principal Range Specialist	140.00
	Range Project Manager	125.00
	Senior Range Specialist II	115.00
	Senior Range Specialist I	105.00
	Range Conservationist II	95.00
	Range Conservationist I	85.00
	Range Technician II	70.00
	Range Technician I	60.00
	Range Intern I	50.00

MAPPING SERVICES (CAD & GIS)	Mapping Specialist II	105.00
	Mapping Specialist I	95.00
	Mapping Analyst	85.00
	Mapping Technician II	75.00
	Mapping Technician I	65.00

ADMINISTRATIVE SERVICES	Accounting/Business Manager	90.00
	Computer Technician	90.00
	Accounting Staff	75.00
	Word Processor	75.00
	Secretary	65.00
	Technical Aide	45.00

Terms of Payment: Invoices are due upon presentation and are past due thirty (30) days from invoice date. Past due accounts are subject to one and one-half percent (1½ %) service charge per month, or the maximum allowed by law. Payment on delinquent invoices will first be applied to accrued interest and then to the principal amount. Time and expenses incurred (including any attorney's fees and collection costs) will be added to the total amount due.

This confidential information is intended only for the use of NACO and is valid for the attached proposal for professional services dated March 15, 2018. This information should not be distributed without the written authorization of RCI.

CARSON CITY
340 North Minnesota St.
Carson City, NV 89703-4152
(775) 883-1600 • fax: (775) 883-1656

RCI
Resource Concepts Inc

LAKE TAHOE
276 Kingsbury Grade, Ste. 206, Stateline, NV
PO Box 11796, Zephyr Cove, NV 89448-3796
(775) 588-7500 • fax: (775) 589-6333

AMERICAN OVERSIGHT
NV-DA-20-0615-A-003716

Resource Concepts Inc

Fee Schedule

		Billing Rate	
Expenses			
Equipment Expenses	GPS (hand unit)	50.00	day
	Survey Drone	600.00	each
Travel Expenses	Mileage	68.5¢	mile
	ATV Use	100.00	day
	UTV Use	150.00	day
	Per Diem B-11 L-12 D-23 I-5	51.00	day
	(in & out of state)	plus lodging	
Flash Drives	USB Flash Drive	25.00	each
Copies & Prints	8½" x 11" or 14" b/w copies	.10¢	each
	8½" x 11" or 14" color copies	.25¢	each
	11" x 17" b/w copies	.20¢	each
	11" x 17" color copies	.50¢	each
	24" x 36" b/w prints	3.00	each
	24" x 36" color prints	6.00	each
	24" x 36" Mylar prints	10.00	each
	30" x 42" color prints	8.00	each
	36" x 42" color prints	10.00	each
	36" x 50" color prints	15.00	each
GIS Color Prints*	8½" x 11" GIS color prints	1.50	each
	11" x 17" GIS color prints	3.00	each
	24" x 36" GIS color prints	12.00	each
	36" x 42" GIS color prints	15.00	each

* GIS Color Prints: When using an aerial, photo or quad background

Other Reimbursable Expenses	Cost Plus	15%
Consultants/Contractors	Cost Plus	15%
Legal Services: Depositions and Preparation	1.5x regular hourly rate	
Expert Witness Testimony and Preparation	2x regular hourly rate	

Terms of Payment: Invoices are due upon presentation and are past due thirty (30) days from invoice date. Past due accounts are subject to one and one-half percent (1½ %) service charge per month, or the maximum allowed by law. Payment on delinquent invoices will first be applied to accrued interest and then to the principal amount. Time and expenses incurred (including any attorney's fees and collection costs) will be added to the total amount due.

This confidential information is intended only for the use of NACO and is valid for the attached proposal for professional services dated March 15, 2018. This information should not be distributed without the written authorization of RCI.

CARSON CITY
340 North Minnesota St.
Carson City, NV 89703-4152
(775) 883-1600 • fax: (775) 883-1656

RCI
Resource Concepts Inc

LAKE TAHOE
276 Kingsbury Grade, Ste. 206, Stateline, NV
PO Box 11796, Zephyr Cove, NV 89448-3796
(775) 588-7500 • fax: (775) 589-6333

AMERICAN OVERSIGHT
NV-DA-20-0615-A-003717

Jeremy Drew, Resource Project Manager

Since joining RCI in 2005, Mr. Drew has drawn on his unique combination of technical background, field experience, and communication skills to complete a variety of challenging natural resource projects. Prior to joining RCI he was a seasonal employee and volunteer with the Nevada Division of Wildlife working throughout Nevada, and a summer intern with the Congressional Sportsmen's Foundation in Washington DC. His unique combination of education and experience has afforded him the skills to effectively communicate and articulate from both technical and policy standpoints. He has served as Project Manager for some of RCI's largest natural resource clients, including leadership roles in multi-disciplinary and collaborative Project Teams. In addition to his professional role with RCI, Mr. Drew has served as a volunteer director for two prominent Nevada sportsmen-conservation organizations. Mr. Drew also served on the Governor-appointed Nevada Board of Wildlife Commissioners as a Sportsmen's Representative from Douglas County and the Nevada Sagebrush Ecosystem Council.

Recent Representative Projects:

The Conservation Fund – Jacks Valley Ranch Biological Assessment. As Project Manager, Mr. Drew developed a Biological Assessment for the historic Jacks Valley Ranch located in Douglas County, Nevada. Mr. Drew worked with The Conservation Fund, Nevada Land Trust, the Ascuaga family, and Nevada Department of Wildlife to develop biological information and mapping in support of a grant funding nomination through the Southern Nevada Public Land Management Act (SNPLMA). Despite a short timeframe, RCI completed the project on time, contributing to a successful nomination. The result secured funding for a 1,200+ acre conservation easement that was used to conserve a working ranch, open space and invaluable wildlife habitat in perpetuity.

City of Yerington Land Conveyance. As Project Manager, Mr. Drew led an RCI Team that completed a Biological Technical Report, Phase 1 Environmental Site Assessment and Environmental Assessment for a tract of BLM land that was over 10,000 acres. Field work included biological surveys for BLM Sensitive plants and animals, as well as noxious weeds. Mr. Drew was lead author on the Environmental Assessment for the conveyance of approximately 10,000 acres from the BLM to the City of Yerington as required by federal legislation. The project was legislatively mandated for completion within a 180-day window, requiring close coordination with the BLM's Carson City District Office, City of Yerington and other Project Consultants. RCI's work was completed on time and under budget, helping to complete the land conveyance as quickly as possible.

Nevada Pinyon-Juniper Partnership. As Project Manager, Mr. Drew coordinates the day-to-day activities of the Partnership. Members consist of federal, state and local government, non-government organizations and interest groups, including: public land managers, researchers, industry representatives and economic development professionals. The goal of the Partnership is to encourage the science-based rehabilitation and restoration of pinyon-juniper woodlands on a landscape level using sound management practices. The Partnership is unique in that it explores various means by which utilization of pinyon-juniper biomass, generated from rehabilitation projects, could be utilized in an economical and environmentally sound manner that ultimately expands treatment acres while generating rural economic development.

Wilderness Assessment. As Project Manager, Mr. Drew provided project leadership and technical assistance for *An Evaluation of Natural Resources, Unique Values, Land Uses and Stakeholder Input for the South Pine Grove Hills, Bald Mountain and East Walker River Area*. This evaluation was commissioned to determine the true values of an area of public land that was being proposed as a Wilderness Area as part of a larger lands bill in the United States Congress. As a result of the evaluation, local, state and federal policy makers were able to make an informed decision and derive a consensus-based wilderness proposal after being gridlocked by a series of competing interests and viewpoints prior to publication of the evaluation. The Wovoka Wilderness Area was ultimately designated upon passage of the Lyon County Lands Act.

Various Biological Surveys. Mr. Drew has served as Project Manager and field team member for a host of biological survey work, and preparation of several biological technical reports. He is experienced in background data searches and field surveys for US Fish and Wildlife threatened and endangered species, BLM Sensitive plant and animal (bat, bird/raptor, and mammal) species, and noxious weeds. Mr. Drew has worked across a multitude of federal jurisdictions with both the US Forest Service and BLM. Clients have ranged from local government, utility districts, renewable energy development, and mining exploration and development.

Education

BS Environmental Resource Sciences
Conservation Biology Track

BS Civil Engineering
Environmental Track

Registrations/Certifications

Engineer Intern, NV (2004)

Nevada Conservation Credit System Verifier (2016)

Professional Affiliations

Nevada Board of Wildlife Commissioners (2011-2017)
Chairman 2013-2015

Nevada Sagebrush Ecosystem Council (2012-2017)

CARSON CITY
340 North Minnesota St.
Carson City, NV 89703-4152
(775) 883-1600

LAKE TAHOE
276 Kingsbury Grade, Ste. 206
Stateline, NV
PO Box 11796
Zephyr Cove, NV 89448-3796
(775) 588-7500

www.rci-nv.com

AMERICAN OVERSIGHT

Jeremy Drew, Resource Project Manager

Lincoln County Nuclear Oversight Program. Mr. Drew has provided technical assistance and public land policy direction as Project Manager to Lincoln County, as it relates to the Caliente Rail Corridor. The Corridor has been planned to carry high-level nuclear waste across Lincoln County to a potential future repository at Yucca Mountain. Mr. Drew has coordinated and collaborated with local stakeholders, county representatives and other county contractors to determine the impacts of such a project to Lincoln County, its citizens and its natural resources. The project team has developed mitigation measures and alternative design and routing proposals, reviewed and provided comment to various environmental documents, engaged in various administrative hearings and procedures, and evaluated related renewable energy projects for compatibility and cumulative impacts.

Delamar Valley Livestock. As Project Manager, Mr. Drew has assisted this large ranching operation with an overall evaluation of its water resources (both surface and underground). Mr. Drew has assisted in various water rights filings, water conveyance and efficiency improvements, and planning efforts. He has served as an expert witness in a high-profile water rights hearing in an effort to protect the client's water rights, its overall operation and the natural resources associated with the ranch. Work has focused on balancing water demands for ranching and agricultural with the conservation of critical environmental resources and values shared by the ranch owners.

Off-highway Vehicle (OHV) Working Group. Mr. Drew was retained to serve as the Co-Coordinator of a statewide OHV Working Group. The group consisted of representatives from a multitude of interest groups, including but not limited to, OHV dealers, OHV racers, OHV recreationalists, sportsmen, ranchers, farmers, conservationists and environmentalists. The purpose of the group was to develop a consensus OHV Registration Program for the State of Nevada, and to develop and support legislation within the Nevada Legislature that met the intent of the group. The legislation developed by the group passed in one session, after four previous unsuccessful attempts.

Carson City, Waterfall Fire Watershed Assessment. Mr. Drew served as part of a multidisciplinary team that completed a comprehensive watershed assessment for Carson City. Mr. Drew utilized both his natural resource and civil engineering background to help complete the analysis, including evaluation of both upland and riparian ecosystems, as well as City infrastructure (i.e. roads, water systems and storm drainage). Mr. Drew has assisted in various environmental assessments and engineering design projects that were recommended based on the findings of the initial assessment.

Shoshone-Bannock Tribe. Mr. Drew served as part of a multidisciplinary team that completed a comprehensive range assessment for tribal holdings. Mr. Drew evaluated proper functioning condition of riparian areas and grazing utilization rates in upland areas. He helped to develop and review the overall rangeland assessment report and recommendations to improve future management.

N-4 State Grazing Board. Mr. Drew has provided technical services for grazing-related public lands policy issues for the N-4 grazing board. Projects have included review and comment to grazing policy documents, NEPA documents, and large-scale projects and rights-of-way on public lands.

Additional Past Projects:

Expertise in Biological Monitoring in Western Nevada. Mr. Drew resides in Carson Valley, works in Carson City, and has an advanced knowledge of western Nevada and its wildlife. Over the past 15 years, Mr. Drew has worked on a wide variety of biological monitoring projects during his employment with RCI and in his previous employment with the Nevada Department of Wildlife. Experience includes field surveys and population monitoring of avian wildlife, sensitive species and big game populations. Mr. Drew served 6 years, 2 as Chair, as a member of the Nevada Board of Wildlife Commissioners representing sportsmen from Douglas County.

Expertise with Avian Wildlife. Mr. Drew has an extensive knowledge of avian wildlife. He has led and worked as a team member for a variety of avian wildlife projects such as: urban waterfowl capture and relocation; waterfowl brood survey; waterfowl banding; aerial raptor surveys; migratory bird surveys; burrowing owl surveys; and, greater sage-grouse capture and population monitoring.

Stillwater Farms / Canvasback Gun Club. In his capacity as Project Manager, Mr. Drew developed a written management plan for the Stillwater Farms and Canvasback Gun Club located near Fallon, Nevada. The Management Plan was completed to capture the knowledge and experience of the farm's long-time manager in order to explore options for securing a conservation easement for the property. The property is managed to provide habitat for waterfowl, shorebirds and other wildlife in balance with recreational demands of club members.

Lincoln County Habitat Conservation Program. Mr. Drew provided technical assistance for planning and implementation of the Southeastern Lincoln County Multi-species Habitat Conservation Plan. Later serving as Project Manager, his primary duties included identification of mitigation sites and development of mitigation plans for southwestern willow flycatcher habitat projects.

AMERICAN OVERSIGHT
NV-DA-20-0615-A-003719

The following links and/or pages are support for agenda Item 13

AMERICAN OVERSIGHT

NACO Workshop Series

How a Bill Becomes a Law in the Nevada Legislature



Join us to learn about the legislative process in Nevada. Find out how laws are made, from Bill Draft Request to the Governor's Signature, and everything in between

INVITED: County Elected Officials and County Staff

WHEN: Friday, April 6th from 10:00a.m. to 12:00 p.m.

WHERE: NACO Conference Room, Carson City

RSVP to Amanda at aevans@nvnaco.org or by calling 775-883-7863 and for details on participating via video and/or teleconference. This workshop is eligible for .75 CPO credit in Leadership & Governance.

NACO Committee of the Emeritus

AMERICAN OVERSIGHT

Stephanie M. Klapstein

From: Amanda Evans <aevans@nvnaco.org>
Sent: Thursday, February 15, 2018 2:59 PM
To: andelee@aol.com; bshawcroft@churchillda.org; chevalgabor@fs.fed.us; coclerkts@hcnv.us; wadunkelberger@fs.fed.us; Bill Brewer; Desire Barnson; Ivory Lyles; Jennifer Crowe; Joe Gloria; Ken Collum; Marla McDade Williams; Mike Rebaletti; Pam Robinson; Patricia Cafferata; Ross, Lisa; Sheila Anderson; Stephen Clutter; Virg Arellano
Subject: NACO Board Meeting
Attachments: NACO Board Agenda Packet Feb 2018.pdf

Good Afternoon,

As requested attached is a copy of the agenda packet for next weeks meeting of the Board.

--
Regards,

Amanda Evans
Office Manager
Nevada Association of Counties
775-883-7863
www.nvnaco.org

AMERICAN OVERSIGHT

NV-DA-20-0615-A-003722

NEVADA ASSOCIATION OF COUNTIES (NACO)

Board of Directors' Meeting
February 23rd, 2018, 9:30 a.m.
NACO Office
304 S. Minnesota Street
Carson City, NV 89703

AGENDA

Some NACO Board members may attend via video link or phone from other locations. Items on the agenda may be taken out of order. The NACO Board may combine two or more agenda items for consideration. The NACO Board may remove an item from the agenda or delay discussion relating to an item on the agenda at any time.

Call to Order, Roll Call and Pledge of Allegiance

1. Public Comment. Please Limit Comments to 3 Minutes.

2. Approval of Agenda. **For Possible Action.**

3. NACO President's Report.

.

4. NACO Executive Director's Report.

5. Approval of Minutes of the January 19, 2017 NACO Board of Directors Meeting. **For Possible Action.**

6. Approval of Additional 2018 NACO Associate Members. **For Possible Action.**

7. Approval of the Appointment of Alan Kalt to serve as NACO's Fiscal Officer. **For Possible Action.**

8. Approval of NACO's 2017 Financial Statements and January 31, 2018 Investment Reports. **For Possible Action.**

9. Discussion and Presentation on the Newly Organized Nevada Network of Fire Adapted Communities, Ed Smith, University of Nevada Cooperative Extension and Michael Beaudoin, Network Coordinator (Nevada Division of Forestry).

10. Federal Legislative Update Provided by the National Association of Counties (NACo) Legislative Staff.

11. Update and Discussion on NACO and NACO Members' Participation in the National Association of Counties 2018 Legislative Conference in Washington D.C., including Meetings and Events Held During the Conference. **For Possible Action.**

Note: The NACO Board of Directors May Interrupt the Open Meeting and Exclude the Public from the Meeting for the Limited Purpose of Receiving the Information and for Deliberation Relative to Agenda Item #12 (b) below:

12. **Update and Possible Action** Regarding Public Lands and Natural Resources Issues Affecting Counties Including:

    a. Proposed Department of the Interior Reorganization Including NACO Position, and Joint Position Letter from the Western Governors' Association, NACo Western Interstate Region, and the Utah and Wyoming Associations of Counties.

    b. The Center for Biological Diversity's Lawsuit against the U.S. Fish and Wildlife Service Seeking to Vacate their Decision not to List the Bi-State Sage Grouse as an Endangered Species and NACO's Motion to Intervene on behalf of the Service.

AMERICAN OVERSIGHT

13. NACO Committee of the Emeritus Update.

14. National Association of Counties and Western Interstate Region Board Member Updates.

15. NACO Board Member Updates.

16. Public Comment. Please Limit Comments to 3 Minutes

Adjournment.

Members of the public who are disabled and require special accommodations or assistance at the meeting are requested to notify NACO in writing at 304 S. Minnesota Street, Carson City, NV 89703, or by calling (775) 883-7863 at least three working days prior to the meeting.

Members of the public can request copies of the supporting material for the meeting by contacting Amanda Evans at (775) 883-7863. Supporting material will be available at the NACO office and on the NACO website at: www.nvnaco.org

This agenda was posted at the following locations:
NACO Office 304 S. Minnesota Street, Carson City, NV 89703
Washoe County Admin. Building 1001 E. Ninth Street, Reno, NV 89520
Elko County Manager's Office 540 Court Street #101, Elko NV 89801
POOL/PACT 201 S. Roop Street, Carson City, NV 89701

AMERICAN OVERSIGHT

The following links and/or pages are support for agenda Item 5

AMERICAN OVERSIGHT

NEVADA ASSOCIATION OF COUNTIES (NACO)

Board of Directors' Meeting
January 19th, 2018, 9:30 a.m.

UNADOPTED MINUTES

ATTENDANCE: President Phillips, President Elect Weekly, Vice President Waits, Past President Wichman, Humboldt County Commissioner French, Mineral County Commissioner Tipton, Clark County Commissioner Kirkpatrick, Elko County Commissioner Dahl, Lincoln County Commissioner Higbee, Lyon County Commissioner Hunewill, Carson City Mayor Crowell, Storey County Commissioner McGuffey, Douglas County Commissioner Thaler, Esmeralda County Commissioner Bates, Elko County Commissioner Steninger, Churchill County Commissioner Olsen; and Edrie LaVoie, Nevada Association of Human Services Administrators.

REMOTE ATTENDANCE: Churchill County Manager, Eleanor Lockwood; Erin Dickinson, Crueger Dickinson; and Nancy Parent, Nevada Association of Clerks and Election Officials

OTHER ATTENDANCE: Robert Eglet, Richard Hi, Brenden Laux, and Robert Adams, Eglet Prince; Churchill County DA, Ben Shawcraft; Lee Bonner, NDOT; Clark County Commissioner, Chris Giunchigliani; Lyon County Manager, Jeff Page; Washoe County Commissioner, Jeanne Herman; Washoe County Manager, John Slaughter; Clark County Assistant Manager, Kevin Schiller; and former NACO Executive Director, Jeff Fontaine.

The Meeting was called to order by President Phillips at 9:30AM

1. **Public Comment**. None was given.

2. **Approval of Agenda**. The agenda was approved on a motion by Commissioner Tipton with second by Past President Wichman.

3. **Investiture of the 2018 NACO Officers**. Clark County Commissioner, Lawrence Weekly was installed as President; Lander County Commissioner, Patsy Waits was installed as President Elect; Humboldt County Commissioner, Jim French was installed as Vice President and Lincoln County Commissioner; Kevin Phillips assumed the office of Immediate Past President. Past President Phillips administered the oath of office for each of the new officers.

4. **NACO President's Report**. President Weekly thanked the Board for their support and discussed his goals to continue to work more closely as a State and to continue to help each other through both common and more regionally affected issues through the sharing of information and resources. He thanked Past President Phillips for his leadership and recognized the new members of the Board. President Weekly concluded his remarks with the reminder that the April meeting will be held in Clark County and requested that the members let staff know if they plan to attend the meeting in person in order to plan accordingly.

.

5. **NACO Executive Director's Report**. Dagny reminded the Board that the Committee of the Emeritus would be conducting their second workshop of the interim on February 2nd regarding county tax revenues. She announced that the Department of Business and Industry would be hosting a workshop on financing available to counties on February 16th. She informed the Board that there would be a Block Chain conference regarding crypto-currency in Reno and that there may be applications for use of the technology for counties. Dagny concluded her remarks with the announcement that Vinson Gurthreau had been hired as the Deputy Director and would start on January 29th. She noted that Vinson had previously worked for the Association and had also worked for the State and in other capacities related to local government.

AMERICAN OVERSIGHT

6. **Approval of Minutes of the December 15th, 2017 NACO Board of Directors Meeting**. The minutes were approved on a motion by Past President Phillips with second by Commissioner Tipton.

7. **Approval of NACO's 2018 Associate Members**. NACO's 2018 roster of Associate Members was approved on a motion by Commissioner Tipton with second by Commissioner Wichman.

8. **Approval of the Appointment of NACO Executive Director Dagny Stapleton to the University of Nevada Cooperative Extension Advisory Council**. Dagny was appointed to the represent the Association on the Council on a motion by Commissioner Wichman with second by Commissioners Tipton and Bates.

9. **Approval of NACO Resolution 18-01 Recognizing January as National Radon Action Month**. The Resolution was approved on a motion by Commissioner Tipton with second by Commissioner Wichman. President Elect Waits also informed the Board that free test kits can be obtained through University of Nevada Cooperative Extension program.

10. **Discussion and Presentation Regarding the Opioid Epidemic in Nevada and Options for Counties to Engage in Legal Action Against Opioid Manufacturers, Robert Eglet, Partner, Eglet Prince; Erin Dickinson, Partner, Crueger Dickinson**. Dagny reminded the Board of the discussion that had taken place at the December meeting regarding the issue and that at the Board's direction the firms Eglet Prince and Crueger Dickinson, who have both been engaged by counties on opioid lawsuits, were invited to address the Board. She noted the materials included in the agenda packet, including the brief filed on behalf of Clark County. Mr. Eglet informed the Board that Eglet Prince is a Nevada law firm and gave a presentation that included background information on the impacts of the epidemic in Nevada and the aggressive marketing campaign that pharmaceutical companies targeted to doctors that downplayed the risks of addiction. Mr. Eglet's presentation also included information on the number of prescriptions written throughout the country and the state, specifically noting that in some areas the number of prescriptions exceeded the number of living adults. He discussed his firm's strategy regarding filing the lawsuit in state in the hope of retaining control and a larger settlement than if the case was filed or pulled into federal court. He also noted that Nevada has stricter product liability laws. He concluded his presentation with a review of his firm's qualifications and accomplishments. Ms. Dickinson spoke regarding the federal litigation and how Nevada's counties could fit into those suits. She noted that her team, comprised of several different firms, represents 183 counties throughout the country and that most cases filed in state courts were being removed to federal court. She discussed the recent hearing in federal court and the presiding judge's plan of action to resolve the nationwide cases in 2018. She noted that the judge has invited all parties involved including the AG's and states to participate in the process. She concluded her remarks by indicating their interest in working with local litigators and stressed their opinion that federal court is the right place for the conclusion of this matter. Questions from the Board included current settlement talks with the 40 AG's that had filed; specific damages identified by counties; and the potential distribution of funds if settlement is reached at the federal level vs. the state level. The costs to counties for providing the necessary data regarding the impacts to their services from the epidemic, along with an offer from Eglet Prince to cover those costs as a part of any contract signed with their firm, was also discussed. President Weekly reminded the Board that Clark County had engaged with Eglet Prince, but that individual counties were invited to contact the firms directly for additional information. No action was taken by the Board.

11. **Presentation from the Nevada Association of County Human Services Administrators, *County Human Services 101*, Edrie LaVoie, Lyon County Human Services Director**. Ms. LaVoie, Lyon County Human Services Director, thanked the Board for the opportunity to present to on the human services provided by counties. She noted that while each county has different needs and models for service delivery, all 17 counties are bound by NRS to provide a myriad of social services. She provided an overview of those mandated services along with the associated chapters in Nevada Statute. She noted that the 2011 legislative session transferred responsibility for many services to the counties, including increases in the county responsibility for Medicaid match. She discussed the statute changes that moved fiscal responsibility for child protection services and child developmental services from the state to the counties, even though the state still provides the services. Ms. LaVoie noted the impact of the change to the assessments was $19.4M. She also reviewed the funding for human services specifically different tax levy's and how they are utilized and either maintained by the

AMERICAN OVERSIGHT

state or returned to the counties. She discussed the changes to indigent care costs due to the implementation of the ACA and how the Indigent Accident Fund had evolved to address those changes and costs to counties. She reiterated that all 17 counties are responsible for providing the same services, but that delivery models differ based on the needs of the individual county. She noted that each county has a responsibility to develop and adopt standards through county code. She addressed NRS that defines county responsibilities and how the institution of the ACA changed county responsibility to provide medical care and that with the repeal of the individual mandate that could result in needing to provide those services again. Ms. LaVoie noted that county human services are evolving to change their service models based on community needs and changes in federal and state laws. President Weekly addressed issues between local governments (city v. county) and the level of responsibility for providing services, noting that it is clear counties have the greater level of responsibility. Mayor Crowell inquired as to the level of damages counties may have sustained as a result of the opioid epidemic, Ms. LaVoie noted that a large percentage of people to whom services are provided have addiction issues. Commissioner Tipton noted that 50-55% of return inmates have issues with substance abuse. Dagny noted that one of the issues that NACO works on with the rural county human services directors includes negotiation of contracts with the State. Edrie indicated that her presentation was available to share and that their Association could provide any additional information that the NACO Board might be interested in.

12. **Update and Discussion on NACO and NACO Members' Participation in the National Association of Counties 2018 Legislative Conference in Washington D.C., including Meetings and Events Held During the Conference**. Dagny reminded the Board that the Conference would be held March 3-7. She informed the Board that the Association is setting meetings with each of the Federal Delegation members and encouraged attendance at these meetings to discuss statewide issues. She referenced the draft Federal Priorities document that was distributed and requested any input be directed to staff, as the document does not need to be finalized until the next Board meeting. President Weekly requested those attending to let staff know and referenced the additional events the Association facilitates. It was noted that National policy requests are due to the NACo Steering Committee's on February 6th. No action was taken.

13. **Discussion Regarding the Ongoing Development of Policies and Programs Governing the use of Drones (Unmanned Aerial Systems), Including the Federal Unmanned Aerial Systems Integration Pilot Program**. Dagny reminded the Board that drones were addressed at a prior NACO meeting and that Commissioners Kirkpatrick and Tipton, who have both been a part of discussions on this topic at the National Association Board, will follow up on that conversation. Commissioner Kirkpatrick referenced information that had been distributed and informed the Board that local entities are able to regulate who, when and where drones can fly. She noted that issues have arisen in the public safety arena. She informed the Board that Clark County had looked into participating in pilot programs and that the federal government was expected to have funds set aside for grant programs. She also noted that the State is working on the issue and that they are looking for local government input. Commissioner Dahl stated that he agreed that participation is important. Commissioner Tipton told the Board that she had the opportunity to speak to a representative from Gila County AZ and during that discussion she was informed that there is an overarching federal advisory board that is coming up with rules and regulations for the nation and that unfortunately only one member of that board is a local government representative while most of the remainder are industry representatives. She specifically noted discussions regarding the potential for crashes of unmanned taxis and the responsibility for the cost of cleanup and the use of drones in criminal activity. Commissioner Tipton noted that there are benefits to drone usage but local government input is imperative. Commissioner Kirkpatrick inquired as to the appetite for participation during the development of the regulations with State. She clarified that at this time participation means whether counties are interested in being included. Dagny noted that per the discussion there are three pieces to the issue, how counties can use drones in house, economic development opportunities for private industry and local pre-emption with regards to how federal regulations will affect how counties can regulate drones. Commissioner Kirkpatrick noted that the NACo transportation committee had been working on the issue and she would like to develop a subcommittee to work on the issue in conjunction with the State. All members indicated that they would like more information and/or to participate on a subcommittee to discuss the issue.

AMERICAN OVERSIGHT

Note: The NACO Board of Directors May Interrupt the Open Meeting and Exclude the Public from the Meeting for the Limited Purpose of Receiving the Information and for Deliberation Relative to Agenda Items #14 (b) and (d) below:

14. **Update and Possible Action Regarding Public Lands and Natural Resources Issues Including**: Commissioner Tipton informed the Board that the Public Lands and Natural Resources Committee had met the previous day and deferred to Tori for updating the Board on the items below.

    a. **NACO's Engagement in the Bureau of Land Management's and U.S. Forest Service's Greater Sage Grouse Resource Management Plan Amendments**. Tori informed the Board that comments had been submitted per the Board's previous direction. She told the Board that she expected to see the scoping report be released in the short term with direction from the Department of Interior on implementation. She noted that she is hopeful for a Nevada specific plan per the order of the court. She informed the Board that Cooperating Agency agreements are expected to be entered into and she is working with counties on those agreements and encouraged attendance at privileged meetings, in person if at all possible.

    b. **The Ongoing Lawsuit Filed by the State of Nevada and Nine Nevada Counties Regarding the BLM's and U.S. Forest Service's Greater Sage Grouse Resource Management Plans**. Tori informed the Board that this is a standing item and there is nothing new to report.

    c. **Release of the Draft Environmental Impact Statement for the Nevada Test and Training Range Military Land Withdrawal at Nellis Air Force Base**. Tori informed the Board that the draft EIS had been released and that it had been in the news. She referenced the public meetings that were being held and encouraged attendance by those affected. Commissioner Wichman encouraged that the group read the DEIS, because it speaks to impacts to specific communities and contains language that could be helpful in the future with other agencies. Commissioner McGuffey noted that he is opposed to the taking of more land especially as it impacts use of land by Nevadan's and inquired as to if it would be helpful for those not directly impacted to attend, Tori noted that public participation is always important. Commissioner Olsen noted that there is a large impact to his county from the Naval Air Station in regards to civilian payroll, conservation efforts etc. and that it is important for mitigation of negative impacts. Commissioner Kirkpatrick noted that Clark County has held conversations with the Base leadership on working with the other counties affected on how to lessen impacts. Tori concluded the discussion with the reminder that as Commissioners, engagement is enabled through the NEPA process and staff is available for support.

    d. **The Center for Biological Diversity's Lawsuit against the U.S. Fish and Wildlife Service Seeking to Vacate their Decision not to List the Bi-State Sage Grouse as an Endangered Species and NACO's Motion to Intervene on behalf of the Service**. Tori reminded the Board that the Association had chosen to intervene and that it is important because the partnership developed for conservation of the species is a model for conservation and that the decision will have an affect all listing decisions going forward. She informed the Board that the reply brief is due February 6th and that oral arguments will be held on March 16th in San Francisco.

15. **NACO Committee of the Emeritus Update**. Commissioner Wichman noted that Past President Phillips had asked her to participate in the last meeting in his stead and she noted that she had a wonderful time Chairing the Committee for the past two years. She said that she is excited for the next workshop on county revenues. Commissioner Tipton inquired as to the completion of the pamphlet on being a County Commissioner and Dagny informed the group that the document is being refined and that she will be having Vinson tackle that project.

16. **National Association of Counties and Western Interstate Region Board Member Updates**. Commissioner Dahl informed the Board that there had been one Western Interstate Region call since the meeting in Wyoming that dealt primarily with PILT and SRS and the next meeting will be in Idaho in May. Commissioner Kirkpatrick noted that the WIR group is lucky to have Commissioner Cruikshank at the helm. Vice President French informed the Board that he would like to bring some

AMERICAN OVERSIGHT

new issues before WIR, and specifically spoke to the proposal of the Interior Department to add additional district regions to the West that is cause for concern, specifically as it relates to loss of input for rural jurisdictions. Commissioner Tipton noted that the proposal does not appear to give counties any additional voice and can negate decisions made a state level and Commissioner French concurred and added that the proposal somewhat mimic's the Planning 2.0 initiative that was removed by Congressional Action. Commissioner Kirkpatrick echoed concern specifically where water concerns come into play and encouraged the placement of the issue on individual commission agendas.

17. **NACO Board Member Updates**. Updates were given by members of the Board on activities in their counties.

18. **Public Comment**. President Elect Waits reminded the Board that she sat on the State Division on Aging and wanted to let the Board know that a lot of the tobacco settlement funds were spread through the counties for projects that benefited the elderly.

The meeting was adjourned at 1:50PM

DRAFT

AMERICAN OVERSIGHT

The following links and/or pages are support for agenda Item 6

Nevada Trucking Association, Paul Enos CEO

AMERICAN OVERSIGHT

The following links and/or pages are support for agenda Item 7

Pursuant to the NACO By-Laws, as adopted 11-16-16

ARTICLE V

SECTION 6. FISCAL OFFICER. The Board of Directors shall appoint a Fiscal Officer to review the financial records of the Association monthly. The Fiscal Officer shall serve as the Association's Treasurer and be responsible for meeting with the Executive Director quarterly to discuss the financial records and report back to the Board of Directors. The Fiscal officer shall annually review the Association's internal control policy and recommend to the Board of Directors any pertinent changes.

AMERICAN OVERSIGHT

The following links and/or pages are support for agenda Item 8

AMERICAN OVERSIGHT

Nevada Association of Counties
Balance Sheet
December 31, 2017

ASSETS			
Current Assets			
Cash - Bank of America	$	188,353.32	
Money Market		110,518.14	
Investments Cash Equivalents		5,906.48	
Investments Cash Equivalents		7,608.98	
Accounts Receivable		2,411.26	
Prepaid Expenses		1,979.32	
Prepaid Pension Liability		181,078.00	
Total Current Assets			497,855.50
Property and Equipment			
Office Equipment		174,859.50	
Building		447,906.18	
Land		131,000.00	
Building Improvements		90,311.78	
Fixed Assets - Vehicle		32,878.25	
Accumulated Depreciation		(294,128.29)	
Total Property and Equipment			582,827.42
Other Assets			
Investments - RJ Equity		193,834.32	
Investments - RJ Securities		404,801.31	
DEFFERRED OUTFLOWS		35,335.00	
Total Other Assets			633,970.63
Total Assets			$ 1,714,653.55
LIABILITIES AND CAPITAL			
Current Liabilities			
Accounts Payable	$	12,513.09	
Accrued Salaries		4,276.49	
Accrued Payroll Benefits		9,257.25	
Deferred Income		40,500.00	
PERS Pension Liability		639,269.00	
DEFFERRED INFLOWS		48,242.00	
Total Current Liabilities			754,057.83
Long-Term Liabilities			
Total Long-Term Liabilities			0.00
Total Liabilities			754,057.83
Capital			
Retained Earnings		885,682.20	
Net Income		74,913.52	
Total Capital			960,595.72
Total Liabilities & Capital			$ 1,714,653.55

AMERICAN OVERSIGHT

Nevada Association of Counties
Income Statement
For the Eleven Months Ending December 31, 2017

	Current Month		Year to Date	
Revenues				
Investment Revenue - EQ	$ 700.64	8.23	$ 5,390.34	0.76
Investment Revenue - HQT	779.61	9.16	9,814.82	1.39
Membership Dues	0.00	0.00	477,720.00	67.57
Conference Registration Fees	1,775.00	20.86	27,100.20	3.83
Conference Sponsorship Fees	0.00	0.00	44,632.50	6.31
Conference Raffle Proceeds	0.00	0.00	2,160.00	0.31
Conference POWER Reg Fees	0.00	0.00	4,450.00	0.63
Conference Golf Proceeds	0.00	0.00	65.00	0.01
Conf Registration-Spouse/Guest	0.00	0.00	715.00	0.10
IAF/Supplemental Funds	0.00	0.00	70,000.00	9.90
Interest Income	18.58	0.22	209.30	0.03
National Programs	0.00	0.00	14,921.57	2.11
Associate Memberships	0.00	0.00	15,000.00	2.12
Retiree Insurance Reimbursement	2,411.26	28.34	7,233.78	1.02
Unrealized Gain/(Loss)-EQINC	3,266.47	38.39	31,065.97	4.39
Unrealized Gain/(Loss)-HQTAX	(442.59)	(5.20)	(3,523.60)	(0.50)
Total Revenues	8,508.97	100.00	706,954.88	100.00
Cost of Sales				
Total Cost of Sales	0.00	0.00	0.00	0.00
Gross Profit	8,508.97	100.00	706,954.88	100.00
Expenses				
Salaries	24,932.12	293.01	306,510.40	43.36
Retirement	4,789.66	56.29	82,556.25	11.68
Employee Health Insurance	4,183.81	49.17	33,192.59	4.70
Employee Life Insurance	21.75	0.26	748.50	0.11
FICA and Medicare Expense	241.26	2.84	4,391.17	0.62
ESD Expense	0.00	0.00	714.63	0.10
PEBP Expenses	244.80	2.88	1,459.92	0.21
Equipment Maint/Lease	(166.47)	(1.96)	8,080.31	1.14
Office Supplies	39.49	0.46	2,509.45	0.35
Office Equipment Purchase	399.16	4.69	559.15	0.08
Telephone	1,145.10	13.46	12,818.48	1.81
Postage	51.03	0.60	391.59	0.06
Liability/Auto Insurance	590.00	6.93	5,350.19	0.76
Vehicle Maint/Registration	0.00	0.00	2,566.86	0.36
Publications/Subscriptions/Due	1,519.35	17.86	7,033.54	0.99
Printing	0.00	0.00	60.19	0.01
Staff Travel	2,399.95	28.20	14,086.62	1.99
Representative Travel	2,410.64	28.33	14,894.13	2.11
WIR Dues/Travel	0.00	0.00	8,049.67	1.14
Property Taxes	0.00	0.00	3,046.92	0.43
Depreciation Expense	32,127.54	377.57	32,127.54	4.54
Donations/Sponsorship	0.00	0.00	552.51	0.08
NACO Conference Meals	(363.00)	(4.27)	10,734.53	1.52
NACO Conference Speakers	0.00	0.00	3,109.02	0.44
NACO Conference Hotel	0.00	0.00	1,319.65	0.19
NACO Conference Staff Meals	0.00	0.00	208.66	0.03
NACO Conference Gifts/Prizes	0.00	0.00	903.48	0.13
NACO Conference Printing	0.00	0.00	3,359.97	0.48
NACO Conference Supplies	0.00	0.00	513.80	0.07
NACO Conference Transportation	0.00	0.00	212.35	0.03
NACO Conference POWER Program	0.00	0.00	3,825.00	0.54
NACO Conference Other Expenses	0.00	0.00	15.00	0.00
NACO Conference PayPal Fees	0.00	0.00	898.37	0.13
Board Meetings	536.70	6.31	3,073.60	0.43
Legislative Expense	0.00	0.00	4,849.95	0.69
Audit	0.00	0.00	7,225.00	1.02
Video Conference Hosting	511.50	6.01	5,626.50	0.80
Professional Fees	3,000.00	35.26	12,000.00	1.70
Payroll Processing Service	238.32	2.80	3,265.96	0.46
Member Services	0.00	0.00	392.00	0.06
Wild Horse Burro Legal Service	0.00	0.00	70.00	0.01
NV Land Management Task Force	0.00	0.00	2,925.00	0.41
Miscellaneous Expense	0.00	0.00	67.73	0.01
Interest Expense	0.00	0.00	(11.87)	(0.00)
NCCAE Dues	0.00	0.00	1,000.00	0.14
Bank Charges	0.00	0.00	91.97	0.01
Invesment Expense	0.00	0.00	8,260.06	1.17
Utilities	862.92	10.14	6,034.65	0.85
Maintenance & Repairs	1,090.00	12.81	5,930.37	0.84
Janitorial Expenses	740.00	8.70	4,440.00	0.63
Total Expenses	81,545.63	958.35	632,041.36	89.40
Net Income	($ 73,036.66)	(858.35)	$ 74,913.52	10.60

AMERICAN OVERSIGHT

Nevada Association of Counties
Budget to Actual Comparison
As of December 31, 2017

Account Description	Budget Amount	YTD	Remaining Budget	This Month Last Year	Difference Between Years
Revenues:					
Associate Memberships	**15,750.00**	**15,000.00**	**750.00**	**11,500.00**	**3,500.00**
Conference Revenue	**85,187.00**	**79,122.70**	**6,064.30**	**77,375.55**	**1,747.15**
Conference Registration Fees		27,100.20		27,585.00	(484.80)
Conference Sponsorship Fees		44,632.50		38,455.55	6,176.95
Conference Raffle Proceeds		2,160.00		1,485.00	675.00
Conference POWER Reg Fees		4,450.00		5,625.00	(1,175.00)
Conference Golf Proceeds		65.00		2,800.00	(2,735.00)
Conference County Contribution					
Conference Registration-Spouse/Guest		715.00		1,165.00	(450.00)
Conference-Other Income				260.00	(260.00)
IAF/Supplemental Funds	**70,000.00**	**70,000.00**	**-**	**60,000.00**	**10,000.00**
Interest Income:	**17,753.00**	**15,414.46**	**2,338.54**	**17,497.59**	**(2,083.13)**
Interest Income		209.30		215.86	(6.56)
Investment Revenue - EQ		5,390.34		5,809.31	(418.97)
Investment Revenue - HQT		9,814.82		11,472.42	(1,657.60)
Membership Dues	**349,552.00**	**477,720.00**	**(128,168.00)**	**346,886.00**	**130,834.00**
National Programs	**11,000.00**	**14,921.57**	**(3,921.57)**	**12,626.79**	**2,294.78**
Public Lands Assessment	**128,166.00**				
Unbudgeted Income:	**-**	**27,542.37**	**(27,542.37)**	**16,024.82**	**11,517.55**
Tax Refunds					
Net Investment Income		27,542.37		15,309.82	12,232.55
Wild Horse Burro Legal Contribution					
Land Management Task Force		-		90.00	
Land Use Summit		-		625.00	(625.00)
Grant Admin. Fees					
Miscellaneous Income					
TOTAL Revenues	**677,408.00**	**699,721.10**	**(150,479.10)**	**541,910.75**	**157,810.35**
Expenses:					
Salaries	**319,759.00**	**306,510.40**	**13,248.60**	**307,218.47**	**(708.07)**
Benefits:	**130,321.00**	**114,369.36**	**15,951.64**	**150,092.05**	**(35,722.69)**
Retirement	89,533.00	82,556.25	6,976.75	94,259.71	(11,703.46)
Employee Health Insurance	34,966.00	25,958.81	9,007.19	49,930.60	(23,971.79)
Employee Life Insurance	822.00	748.50	73.50	806.50	(58.00)
ESD, FICA and Medicare Expense	5,000.00	5,105.80	(105.80)	5,095.24	10.56
Audit	**8,400.00**	**7,225.00**	**1,175.00**	**8,325.00**	**(1,100.00)**
Bank Charges		**91.97**	**(91.97)**	**116.11**	**(24.14)**
Board Meetings	**4,000.00**	**3,073.60**	**926.40**	**3,635.98**	**(562.38)**
Building Expenses	**24,403.00**	**19,451.94**	**4,951.06**	**17,739.98**	**1,711.96**
Utilities		6,034.65		6,748.59	(713.94)
Building Maint. & Repairs		5,930.37		3,580.98	2,349.39
Office Cleaning Service		4,440.00		4,440.00	-
Property Taxes		3,046.92		2,970.41	76.51

AMERICAN OVERSIGHT

NV-DA-20-0615-A-005756

Nevada Association of Counties
Budget to Actual Comparison
As of December 31, 2017

Account Description	Budget Amount	YTD	Remaining Budget	This Month Last Year	Difference Between Years
Conference Expenses	**42,353.00**	**25,099.83**	**17,253.17**	**43,145.40**	**(18,045.57)**
Conference Meals		10,734.53		21,313.77	
Conference Speakers		3,109.02		5,133.17	
Conference Facility				3,600.00	
Conference Hotel		1,319.65			
Conference Entertainment				372.88	
Conference Staff Meals		208.66			
Conference Gifts/Prizes		903.48		677.09	
Conference Printing		3,359.97		1,152.14	
Conference Supplies		513.80		81.80	
Conference Golf				3,396.11	
Conference Transportation		212.35		1,071.07	
Conference POWER Program		3,825.00		5,385.00	
Conference Other Expenses		15.00		177.00	
Conference PayPal Fees		898.37		785.37	
Donations / Sponsorships	**1,500.00**	**552.51**	**947.49**	**1,243.48**	**(690.97)**
Equipment Maint/Lease	**7,522.00**	**8,080.31**	**(558.31)**	**18,471.11**	**(10,390.80)**
Equipment Purchases	**4,500.00**	**559.15**	**3,940.85**	**607.96**	**(48.81)**
Elected Officials Training Program	**1,800.00**		**1,800.00**	**-**	**-**
Registration Seminars/Conferences				-	
Legislative Expenses	**3,000.00**	**4,849.95**	**(1,849.95)**	**696.10**	**4,153.85**
Liability and Auto Insurance	**4,200.00**	**5,350.19**	**(1,150.19)**	**4,791.67**	**558.52**
Member Services		**392.00**	**(392.00)**		**392.00**
Office Supplies	**3,500.00**	**2,509.45**	**990.55**	**2,333.45**	**176.00**
PEPB Liability	**1,452.00**	**1,459.92**	**(7.92)**	**1,448.64**	**11.28**
Postage	**575.00**	**391.59**	**183.41**	**387.24**	**4.35**
Printing	**1,000.00**	**60.19**	**939.81**	**107.82**	**(47.63)**
Professional Services	**17,142.00**	**15,265.96**	**1,876.04**	**16,586.75**	**(1,320.79)**
Professional Fees		12,000.00		13,565.00	(1,565.00)
Payroll Processing Service	-	3,265.96		3,021.75	244.21
Publications/ Dues / Professional Fees	**6,819.00**	**7,033.54**	**(214.54)**	**7,695.78**	**(662.24)**
Representative Travel	**15,000.00**	**14,894.13**	**105.87**	**14,525.09**	**369.04**
Special Studies	**15,000.00**		**15,000.00**		**-**
Staff Travel	**20,000.00**	**14,086.62**	**5,913.38**	**13,550.95**	**535.67**
Telephone	**13,200.00**	**12,818.48**	**381.52**	**13,593.13**	**(774.65)**
Vehicle Maint/Registration	**3,000.00**	**2,566.86**	**433.14**	**969.02**	**1,597.84**
Video-Conference Hosting & Warranty	**9,528.00**	**5,626.50**	**3,901.50**	**1,023.00**	**4,603.50**
Website Upgrade			**-**		**-**
WIR Dues/Travel	**9,991.00**	**8,049.67**	**1,941.33**	**9,991.38**	**(1,941.71)**

AMERICAN OVERSIGHT

Nevada Association of Counties
Budget to Actual Comparison
As of December 31, 2017

Account Description	Budget Amount	YTD	Remaining Budget	This Month Last Year	Difference Between Years
Unbudgeted Expenses:	**-**	**44,438.46**	**(44,438.46)**	**46,151.78**	**(1,713.32)**
Interest Expense		(11.87)		15.00	(26.87)
NCCAE Dues		1,000.00			1,000.00
Recruiting & Advertising					
Wildlife Support Group					
Wild Horse Burro Legal Services		70.00		70.00	-
NV Land Management Task Force		2,925.00		1,885.00	1,040.00
Public Lands Summit Expense				787.23	(787.23)
Depreciation Expense		32,127.54		34,889.39	
Investment Expense		8,260.06		8,405.16	(145.10)
Miscellaneous Expense		67.73		100.00	(32.27)
TOTAL Expenses	**667,965.00**	**624,807.58**	**43,157.42**	**684,447.34**	**(59,639.76)**
Net Income	**9,443.00**	**74,913.52**	**(193,636.52)**	**(142,536.59)**	**217,450.11**
Reserve Income Forward					
Unreserved Fund Balance	**43,000.00**	**-**	**43,000.00**	**-**	
Transfer From Investments			**-**	**-**	
Capital Projects Carried Forward	**-**	**-**	**-**	**-**	
Equipment & Vehicle Reserve	**110,303.00**	**-**	**110,303.00**	**-**	
Vacation & Sick Leave Reserve	**17,967.00**	**9,257.25**	**8,709.75**	**21,638.74**	
SUBTOTAL	**171,270.00**	**9,257.25**	**162,012.75**	**21,638.74**	
Reserve Expenses Forward					
Unreserved Fund Balance	**52,443.00**	**-**	**52,443.00**	**-**	
Equipment Reserve	**110,303.00**	**-**	**110,303.00**	**-**	
Vacation / Sick Leave Reserve	**17,967.00**	**9,257.25**	**8,709.75**	**21,638.74**	
SUBTOTAL	**180,713.00**	**9,257.25**	**171,455.75**	**21,638.74**	
NET INCOME WITH RESERVES	**-**	**74,913.52**	**(203,079.52)**	**(142,536.59)**	

AMERICAN OVERSIGHT

NV-DA-20-0615-A-005738

Nevada Association of Counties

General Ledger Trial Balance

As of Dec 31, 2017

Filter Criteria includes: Report order is by ID. Report is printed in Detail Format.

Account ID	Account Description	Debit Amt	Credit Amt
1000	Cash - Bank of America	188,353.32	
1020	Money Market	110,518.14	
1030	Investments - RJ Equity	193,834.32	
1031	Investments Cash Equivalents	5,906.48	
1040	Investments - RJ Securities	404,801.31	
1041	Investments Cash Equivalents	7,608.98	
1250	Accounts Receivable	2,411.26	
1500	Office Equipment	174,859.50	
1525	Building	447,906.18	
1527	Land	131,000.00	
1528	Building Improvements	90,311.78	
1550	Fixed Assets - Vehicle	32,878.25	
2000	Prepaid Expenses	1,979.32	
2001	Prepaid Pension Liability	181,078.00	
2200	DEFFERRED OUTFLOWS	35,335.00	
2500	Accumulated Depreciation		294,128.29
3100	Accounts Payable		12,513.09
3150	Accrued Salaries		4,276.49
3160	Accrued Payroll Benefits		9,257.25
3200	Deferred Income		40,500.00
3800	PERS Pension Liability		639,269.00
3850	DEFFERRED INFLOWS		48,242.00
4000	Retained Earnings		885,682.20
4200	Investment Revenue - EQ		5,390.34
4220	Investment Revenue - HQT		9,814.82
4500	Membership Dues		477,720.00
4501	Conference Registration Fees		27,100.20
4502	Conference Sponsorship Fees		44,632.50
4504	Conference Raffle Proceeds		2,160.00
4505	Conference POWER Reg Fees		4,450.00
4506	Conference Golf Proceeds		65.00
4508	Conf Registration-Spouse/Guest		715.00
4602	IAF/Supplemental Funds		70,000.00
4650	Interest Income		209.30
4700	National Programs		14,921.57
4702	Associate Memberships		15,000.00
4728	Retiree Insurance Reimbursement		7,233.78
4740	Unrealized Gain/(Loss)-EQINC		31,065.97
4741	Unrealized Gain/(Loss)-HQTAX	3,523.60	
7100	Salaries	306,510.40	
7103	Retirement	82,556.25	
7104	Employee Health Insurance	33,192.59	
7105	Employee Life Insurance	748.50	
7106	FICA and Medicare Expense	4,391.17	
7108	ESD Expense	714.63	
7109	PEBP Expenses	1,459.92	
7202	Equipment Maint/Lease	8,080.31	
7204	Office Supplies	2,509.45	
7205	Office Equipment Purchase	559.15	
7207	Telephone	12,818.48	
7210	Postage	391.59	
7212	Liability/Auto Insurance	5,350.19	
7214	Vehicle Maint/Registration	2,566.86	
7216	Publications/Subscriptions/Due	7,033.54	
7218	Printing	60.19	
7219	Staff Travel	14,086.62	
7222	Representative Travel	14,894.13	
7224	WIR Dues/Travel	8,049.67	
7229	Property Taxes	3,046.92	
7230	Depreciation Expense	32,127.54	
7234	Donations/Sponsorship	552.51	
7300-02	NACO Conference Meals	10,734.53	
7300-03	NACO Conference Speakers	3,109.02	
7300-05	NACO Conference Hotel	1,319.65	
7300-08	NACO Conference Staff Meals	208.66	
7300-09	NACO Conference Gifts/Prizes	903.48	
7300-10	NACO Conference Printing	3,359.97	
7300-11	NACO Conference Supplies	513.80	
7300-13	NACO Conference Transportation	212.35	
7300-14	NACO Conference POWER Program	3,825.00	
7300-15	NACO Conference Other Expenses	15.00	
7300-17	NACO Conference PayPal Fees	898.37	
7303	Board Meetings	3,073.60	
7304	Legislative Expense	4,849.95	
7305	Audit	7,225.00	
7307	Video Conference Hosting	5,626.50	
7308	Professional Fees	12,000.00	
7309	Payroll Processing Service	3,265.96	
7313	Member Services	392.00	
7325	Wild Horse Burro Legal Service	70.00	
7327	NV Land Management Task Force	2,925.00	
7400	Miscellaneous Expense	67.73	
7402	Interest Expense		11.87
7403	NCCAE Dues	1,000.00	
7404	Bank Charges	91.97	
7406	Invesment Expense	8,260.06	
8000-BLD	Utilities	6,034.65	
8100-BLD	Maintenance & Repairs	5,930.37	
8200-BLD	Janitorial Expenses	4,440.00	
	Total:	2,644,358.67	2,644,358.67

AMERICAN OVERSIGHT

WOODS CAPITAL PARTNERS | RAYMOND JAMES®

December 29, 2017 to January 31, 2018

Nevada Assoc Of Counties Account Summary

Closing Value $407,307.11

0001855 04 MB 1 332 04 TR 00031 RJCP4T01 000000

NEVADA ASSOC OF COUNTIES (NACO)
EAM HQTAX
304 S MINNESOTA ST
CARSON CITY NV 89703-4270046

[redacted], Inc.
[redacted]CS. | 1011 C AVENUE | CORONADO, CA 92118 | (619) 435-1693
[redacted]e.Woods@RaymondJames.com

Raymond James Client Services | 800-647-SERV (7378)
Monday - Friday 8 a.m. to 9 p.m. ET
Online Account Access | raymondjames.com/investoraccess

RECEIVED
FEB 2 5
By

Investment Objectives

Primary: Income with a medium risk tolerance and a time horizon exceeding 10 years

Activity

	This Statement	Year to Date
Beginning Balance	**$ 412,410.29**	**$ 412,410.29**
Deposits	$ 0.00	$ 0.00
Income	$ 568.63	$ 568.63
Withdrawals	$ 0.00	$ 0.00
Expenses	$ (1,271.12)	$ (1,271.12)
Change in Value	$ (4,400.69)	$ (4,400.69)
Ending Balance	**$ 407,307.11**	**$ 407,307.11**
Purchases	$ (6,790.91)	$ (6,790.91)
Sales/Redemptions	$ 4,527.09	$ 4,527.09

Time-Weighted Performance

See Understanding Your Statement for important information about these calculations.

Performance Inception 08/26/96	YTD	2017	2016
	(1.14)%	0.58%	0.42%

Excludes some limited partnerships, unpriced securities and annuity history prior to the annuity being linked to the account

Value Over Time

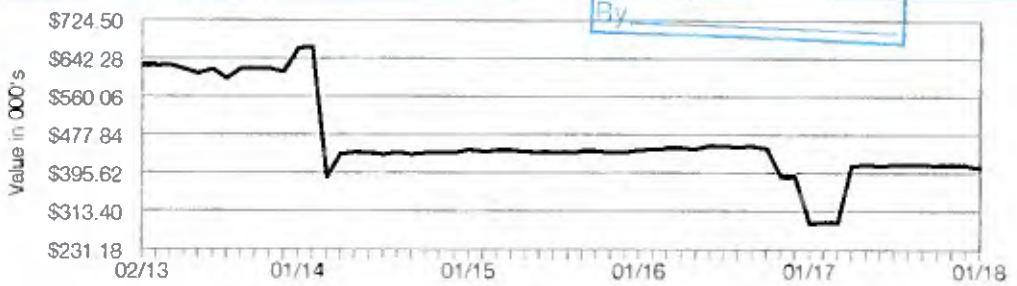

Asset Allocation Analysis



		Value	Percentage
US Equities	$	-	-
Non-US Equities	$	-	-
Fixed Income	$	402,664.44	98.87%
Real Estate & Tangibles	$	-	-
Alternative Investments	$	-	-
Non-classified	$	-	-
Cash & Cash Alternatives	$	4,642.67	1.13%

Morningstar asset allocation information is as of 01/30/2018 (mutual funds & annuities) and 01/19/2018 (529s).

AMERICAN OVERSIGHT

WOODS CAPITAL PARTNERS | RAYMOND JAMES®

Nevada Assoc Of Counties Account Summary

Closing Value $205,685.73

NEVADA ASSOC OF COUNTIES (NACO)
EAM EQINC
304 S MINNESOTA ST
CARSON CITY NV 89703-4270046

RECEIVED
FEB 14
By

JOE WOODS II
Raymond James Financial Services, Inc.
RAYMOND JAMES FINANCIAL SVCS. | 1011 C AVENUE | CORONADO, CA 92118 | (619) 435-1693
RaymondJames.com/SanDiego | Joe.Woods@RaymondJames.com

Raymond James Client Services | 800-647-SERV (7378)
Monday - Friday 8 a.m. to 9 p.m. ET
Online Account Access | raymondjames.com/investoraccess

Investment Objectives

Primary: Growth with a medium risk tolerance and a time horizon exceeding 10 years.

Activity

		This Statement		Year to Date
Beginning Balance	$	**199,740.80**	$	**199,740.80**
Deposits	$	0.00	$	0.00
Income	$	425.86	$	425.86
Withdrawals	$	0.00	$	0.00
Expenses	$	(1,005.81)	$	(1,005.81)
Change in Value	$	6,524.88	$	6,524.88
Ending Balance	$	**205,685.73**	$	**205,685.73**
Purchases	$	0.00	$	0.00
Sales/Redemptions	$	0.00	$	0.00

Time-Weighted Performance

See Understanding Your Statement for important information about these calculations.

Performance Inception 08/26/96	YTD	2017	2016
	2.97%	18.71%	11.49%

Excludes some limited partnerships, unpriced securities and annuity history prior to the annuity being linked to the account.

Value Over Time

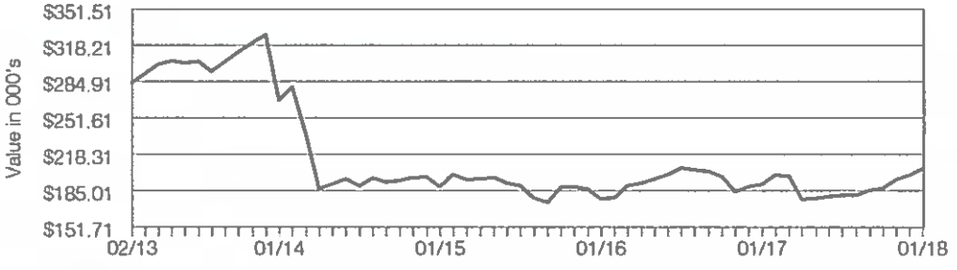

Asset Allocation Analysis

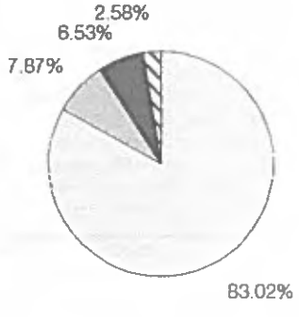

		Value	Percentage
US Equities	$	170,729.18	83.02%
Non-US Equities	$	16,196.73	7.87%
Fixed Income	$	-	-
Real Estate & Tangibles	$	13,433.29	6.53%
Alternative Investments	$	-	-
Non-classified	$	-	-
Cash & Cash Alternatives	$	5,326.53	2.58%

Morningstar asset allocation information is as of 01/30/2018 (mutual funds & annuities) and 01/19/2018 (529s).

AMERICAN OVERSIGHT

NV-DA-20-0615-A-003741

The following links and/or pages are support for agenda Item 9

The Nevada Network of Fire Adapted Communities is seeking nominations to fill Advisory Board seats for Community Representatives for the Southern, Northern and Western Regions. **Nominations are due by 5:00p this Tuesday, February 13th.** Click here for more information.

The Nevada Network of Fire Adapted Communities is the newly created organization that will support communities in wildfire prevention activities. Communities wishing to participate will receive organizational support and information. Grant dollars to conduct projects may be available as well.

The Nevada Network of Fire Adapted Communities Annual Conference will take place **March 12th** in Reno. Click here for more information.

AMERICAN OVERSIGHT

The following links and/or pages are support for agenda Item 11

AMERICAN OVERSIGHT

Nevada Association of Counties
304 South Minnesota Street
Carson City, NV 89703
(775) 883-7863

www.nvnaco.org

Nevada Association of Counties (NACO) Federal Priorities

Health & Human Services

Protect the Federal State Local Partnership for Medicaid: NACO supports maintaining the federal-state-local structure for financing and delivering Medicaid services while maximizing or enhancing flexibility to support local systems of care. Counties are concerned about measures that would further shift Medicaid costs to counties, including proposals to institute block grants or per capita caps. Counties' ability to raise revenue is already restricted by the State and these proposals would increase the amount of uncompensated care provided by counties and reduce counties' ability to provide for the health of our residents. Counties have made the most of Medicaid's flexibility and have constructed health systems that serve a disproportionate share of low income populations, including the homeless, and those cycling in and out of county jails. Medicaid funding also impacts county hospitals - without sustained funding, county hospitals would be forced to shutter their doors. Counties do support efforts to improve the efficiency, flexibility and effectiveness of policies and operations.

Protect Funding for Key Behavioral Health Programs: NACO supports measures that maintain funding for the Substance Abuse and Mental Health Services Administration (SAMHSA) block grants, ease the Institute of Mental Disease (IMD) exclusion, expand access to health information technology (HIT), and to develop and expand the behavioral health workforce.

DRAFT

AMERICAN OVERSIGHT

NV-DA-20-0615-A-003744

Nevada Association of Counties
304 South Minnesota Street
Carson City, NV 89703
(775) 883-7863

www.nvnaco.org

Public Safety

Mental Health and Jails: County jails are not the appropriate place to treat individuals with mental illness, unfortunately, nationally, 64% of jail inmates in the United States have a behavioral health issue. In Nevada, our county jails are one of the largest providers of behavioral health services in the State. NACO supports measures that enhance the ability of counties to prevent and treat mental illness and substance use disorders, both in the community and within the context of the criminal justice system. NACO also supports programs and legislation that divert non-violent individuals struggling with mental illness and/or substance use disorders from jails and into treatment programs while protecting overall public safety. NACO also supports the extension of Medicaid to individuals detained in county jails pending disposition of charges and the suspension, instead of termination, of benefits during the incarceration period. Because States refuse to assume the federal share of providing Medicaid services to eligible persons in custody in county jails, benefits and eligibility can be terminated; as a consequence, the entire cost of medical care for all arrested and detained individuals falls to the counties.

Justice and Mental Health Collaboration Program (JMHCP):
(Formerly known as The Mentally Ill Offender Treatment and Crime Reduction Act) This program supports local efforts to decrease mental illness in jails through a broad range of activities, including: jail diversion programs, mental health courts, in-jail treatments and transitional services. JMHCP should be fully funded in the annual appropriations process, and Congress should reauthorize the program.

The U.S. Department of Justice's Byrne JAG: This grant program is a critical part of the federal government's support for local law enforcement programs and initiatives. Byrne JAG funds can be used for local criminal justice programs related to prosecution and courts; prevention and education; corrections and community corrections; drug treatment and enforcement; planning, evaluation, and technology improvement; and crime victim and witness programs (other than compensation). Full funding for the program should be a priority in annual appropriations.

DRAFT

AMERICAN OVERSIGHT

Nevada Association of Counties
304 South Minnesota Street
Carson City, NV 89703
(775) 883-7863

www.nvnaco.org

Public Lands & Natural Resources

Public Land Management: As Nevada's Congressional Delegation is aware, Nevada has the largest percentage of federal lands (87%) of any state, and some of our counties (Nye, Esmeralda, Lander, Lincoln and White Pine) have 90 to 98 percent of their total county acreage administered by the federal government. As a result, Nevada's counties find their local economies, fiscal condition, and quality of life influenced considerably by federal land management decisions. For example, public access for recreation is critically important; however, the actual economic benefits from recreation on public lands to rural economies and county revenues are small to none, while the additional number of visitors increases the demand for county services. For many Nevada communities, resource-based industries that are tied to public lands are their lifeblood. And in all counties, staying apprised of and involved in federal land management planning and conservation efforts is critical, as federal agency decisions are inextricably tied to counties' ability to effectively plan for the future and provide mandated services. Counties provide road maintenance, emergency response, law enforcement and other services on public lands and to public lands users, and also manage assets that require federal permits, leases, or easements. For all these reasons, federal land management and meaningful engagement with counties is crucial and NACO supports the following: efforts to increase federal land managers' engagement with county governments; appropriate revenue sharing; and the transfer of some federal land to states, at the state's request and in consultation with the counties. Also, NACO opposes the designation of national monuments made without consulting the county government in which the monument is located or without the funding necessary to provide for those who wish to visit.

Continued Full Funding of PILT (Payment in Lieu of Taxes): The PILT program provides payments to counties and other local governments to offset losses in tax revenues due to the presence of substantial federal land acreage within their jurisdictions. PILT payments are necessary to support essential local government services (mandated by law) such as education, emergency services, transportation infrastructure, law enforcement and health care. Because local governments are unable to tax the property values or products derived from federal lands, Nevada's rural counties are increasingly relying on PILT to balance their budgets and provide essential services. Without predictable mandatory funding, PILT will remain a discretionary program subject to the annual appropriations process. Thanks to the work of Nevada's federal delegation, PILT was fully funded for $465 million in FY 17. Counties ask members of Congress to support long-term predictable full funding for PILT in FY 2018 and beyond.

Funding Wildfire Response: NACO supports federal reforms to end the practice of "fire borrowing" and improve forest management and hazardous fuels management on federal lands. Fire borrowing occurs when the Forest Service takes funds away from forest health, fire prevention, and other management activities to help pay the costs to fight current wildfires. As catastrophic wildfires increase, agencies are using up funds intended for forest management to fight wildfires, as opposed to emergency funds similar to what the Federal Emergency Management Agency is allowed to use for natural disasters that exceed their annual budget. NACO would support legislation providing emergency funding to fight wildfires on public land so that the Forest Service can afford to continue critical forest management activities.

AMERICAN OVERSIGHT
NV-DA-20-0615-A-003746

Nevada Association of Counties
304 South Minnesota Street
Carson City, NV 89703
(775) 883-7863

www.nvnaco.org

Military Withdrawals: The National Defense Authorization Act will be introduced to Congress for renewal in 2021. The boundaries for both the Air Force's Nellis Test and Training Range and the Navy's Fallon Range Training Complex Naval Station in Nevada are subject to reauthorization, and both bases will be asking for Congress's permission to withdraw an additional 604,789 acres of land for Fallon and 220,000 acres for Nellis to expand their boundaries in Nevada. Both agencies are currently developing Legislative Environmental Impact Statements that will be submitted to Congress before a final decision is made. Counties are currently evaluating the impacts to their communities from the proposed withdrawals and NACO asks that our congressional delegation support counties during this process and consider their needs and requests.

Wild Horses and Burros: By large margin, Nevada has the largest population of wild horses and burros on public lands of any State, and wild horses and burros have long been an integral part of the landscape and heritage of Nevada. Unfortunately, wild horse and burro populations have far exceeded Appropriate Management Levels (AMLs) for some time; horse populations have a growth rate of 15 to 20 percent a year, meaning the herds double in size about every four years. The resulting overpopulation has created serious environmental concerns for horses, wildlife, and the ecology of Nevada's rangelands. This situation also has both direct and indirect impacts on counties. NACO urges our congressional delegation to assure that the Department of Interior complies with the WFRWH&BA so that Nevada's rangelands are managed in a thriving ecological balance.

Endangered Species Act and Sage-Grouse: Stakeholders across Nevada have engaged in significant collaborative conservation efforts and species management planning to prevent a potential listing decision for Bi-state and Greater Sage-grouse populations under the Endangered Species Act. The Department of the Interior is currently revising the Greater Sage Grouse Land Use Plan Amendments, and counties hope this revision considers the needs of the species as well as the planning needs of the State of Nevada and Nevada's counties. At the same time, the Fish and Wildlife Service will look at all ongoing efforts to save the species when it reviews the status in the future. Federal funding for local collaborative conservation efforts is imperative to achieve locally-driven solutions, reduce local impacts and improve the outlook of the species.

Wilderness Study Areas (WSAs): In Nevada, there are approximately 2,552,000 acres that were designated over 30 years ago as areas that need to be studied to determine whether they contain wilderness characteristics. NACO supports Congressional language that would require that a decision be made regarding the management of these acres and that any acres not selected as wilderness be released to their previous status.

DRAFT

AMERICAN OVERSIGHT

NV-DA-20-0615-A-003747

Nevada Association of Counties
304 South Minnesota Street
Carson City, NV 89703
(775) 883-7863

www.nvnaco.org

County Financing and Funding

County Authority to Collect Existing Sales Tax from Online Retailers: NACO supports legislation to permit the collection of existing sales and use taxes from remote sellers. The issue of collecting remote sales taxes has taken on greater significance in recent years due to the Internet's growth as a growing retail marketplace currently valued at $200 billion dollars. As a result, state and local governments have lost billions in uncollected sales taxes and Main Street businesses find themselves at a large competitive disadvantage to online merchants. Including in Nevada, where based on 2012 numbers, these tax revenue losses approached $400 million dollars statewide. This disadvantage is amplified because online merchants and their customers use and benefit from local infrastructure and services without contributing to their provision.

Unfunded Mandates and Preservation of County Revenues: NACO opposes any new unfunded mandates and federal initiatives that fail to protect county revenues. In addition, NACO opposes efforts by any industry seeking to create its own special immunity from state and local taxation. NACO supports efforts that preserve and enable state and local governments to exercise their tax authority.

Support Funding for the Community Development Block Grant (CDBG) Program: NACO strongly supports the Community Development Block Grant (CDBG) program established in the Housing and Community Development Act of 1974. The CDBG program provides increased opportunities for elected county officials to plan, implement, and evaluate local community development and housing assistance programs. In order for the potential of the CDBG program to be fully realized, it must be fully funded and properly administered. NACO urges Congress, HUD and the Office of Management and Budget to comprehensively review the adequacy of present and future program levels, so that all counties, not just those that receive a direct entitlement, can participate in this important program area.

DRAFT

AMERICAN OVERSIGHT

NV-DA-20-0615-A-003748

Nevada Association of Counties
304 South Minnesota Street
Carson City, NV 89703
(775) 883-7863

www.nvnaco.org

Transportation & County Infrastructure

Long-term Transportation Funding and Financing: Nevada's counties welcome the renewed focus on infrastructure. Nevada's counties support a solvent and secure dedicated federal funding source for our growing transportation and infrastructure needs. We believe a strong federal-state-local partnership will be critical to delivering a bipartisan infrastructure package that invests in every community. Counties know firsthand the infrastructure needs of our communities, including roads, bridges, airports, transit, water and sewer systems, public facilities, energy, broadband and our telecommunications network. Despite strict constraints on counties' ability to generate revenue and an ever-growing list of federal and state unfunded mandates, counties invest significantly in infrastructure. In Nevada over 60% of the roads are county maintained and counties are struggling to keep up with this responsibility. The long-term solvency of the Highway Trust Fund is critical to meeting these needs. We also welcome a renewed focus on streamlining the federal review process to help deliver urgently needed projects. Additionally, we must find the correct balance between federal, state and local investments and private sector partnerships. NACO supports continuing to urge the Administration and Congress to ensure that any infrastructure package includes the following county priorities: allocating more funding for locally owned infrastructure, a focus on local decision making and prioritizing investments that provide for increased economic development, mobility and safety.

I-11: NACO supports funding for current and future phases of I-11, including into Northern Nevada. I-11 will provide a significant economic benefit to Southern Nevada as well a significant potential benefit throughout Northwestern Nevada.

County Water/Wastewater: NACO supports the State Revolving Loan Fund (SRF) programs, the Clean Water State Revolving Loan Fund (CWSRF), and the Drinking Water State Revolving Loan Fund, as supplements to, not a substitute for, federal grants programs. Grants and technical assistance should be made available to those small, rural, disadvantaged communities that are unable to meet their needs solely with loans.

DRAFT

AMERICAN OVERSIGHT

NV-DA-20-0615-A-003749

Nevada Association of Counties
304 South Minnesota Street
Carson City, NV 89703
(775) 883-7863

www.nvnaco.org

Telecommunications

Support Broadband Deployment and Adoption: NACO supports legislation and administrative policies that help counties attract broadband services regardless of population or technology used. This includes legislation that provides tax credits to telecommunications providers that develop broadband in rural and under-served communities and gives broadened eligibility and additional federal agency loan authority or extension of credit to telecommunications providers that deploy broadband in rural communities.

DRAFT

AMERICAN OVERSIGHT

NV-DA-20-0615-A-003750

The following links and/or pages are support for agenda Item 12a

AMERICAN OVERSIGHT

February xx, 2018

Honorable Ryan Zinke
Secretary
U.S. Department of the Interior
1849 C Street, N.W.
Washington D.C. 20240

Dear Secretary Zinke:

On behalf of Western Governors and counties throughout the region, we seek to provide feedback on the preliminary plans to reorganize the Department of the Interior (the Department) and its bureaus.

We appreciate your desire to make the Department more efficient and support your goal of moving the Department's offices, employees, and decision-making closer to the lands and resources it manages. We also urge you to use this reorganization as an opportunity to improve the working relationship between the federal government and state and local governments.

To accomplish these objectives, Western Governors and counties advocate for Departmental office boundaries that follow state lines and state-level decision-making authority. State-based regions help achieve the partnerships needed to solve our mutual and complex resource challenges. Each state and its governments represent local needs and can capitalize on resources to address common objectives, including wildlife, land use planning, environmental quality, and water resources management. Continuing this approach, while also moving agency decision-makers closer to the lands they manage, would increase efficiency and decentralize decision-making, while also respecting state authority and improving the Department's ability to consult and cooperate with state and local governments.

We are committed to improving the partnership that must exist between our governments and Departmental agencies for the responsible management of the land and resources of the West. We look forward to providing additional feedback, input and assistance on the Department's reorganization.

Sincerely,

XXXXXXX

List of Potential Signers:

Western Governor's Association

Western Interstate Region, National Association of Counties

Nevada Association of Counties

Wyoming County Commissioners Association

Utah Association of Counties

DRAFT

AMERICAN OVERSIGHT

Department of the Interior Common Regions

As of January 3, 2018

DRAFT

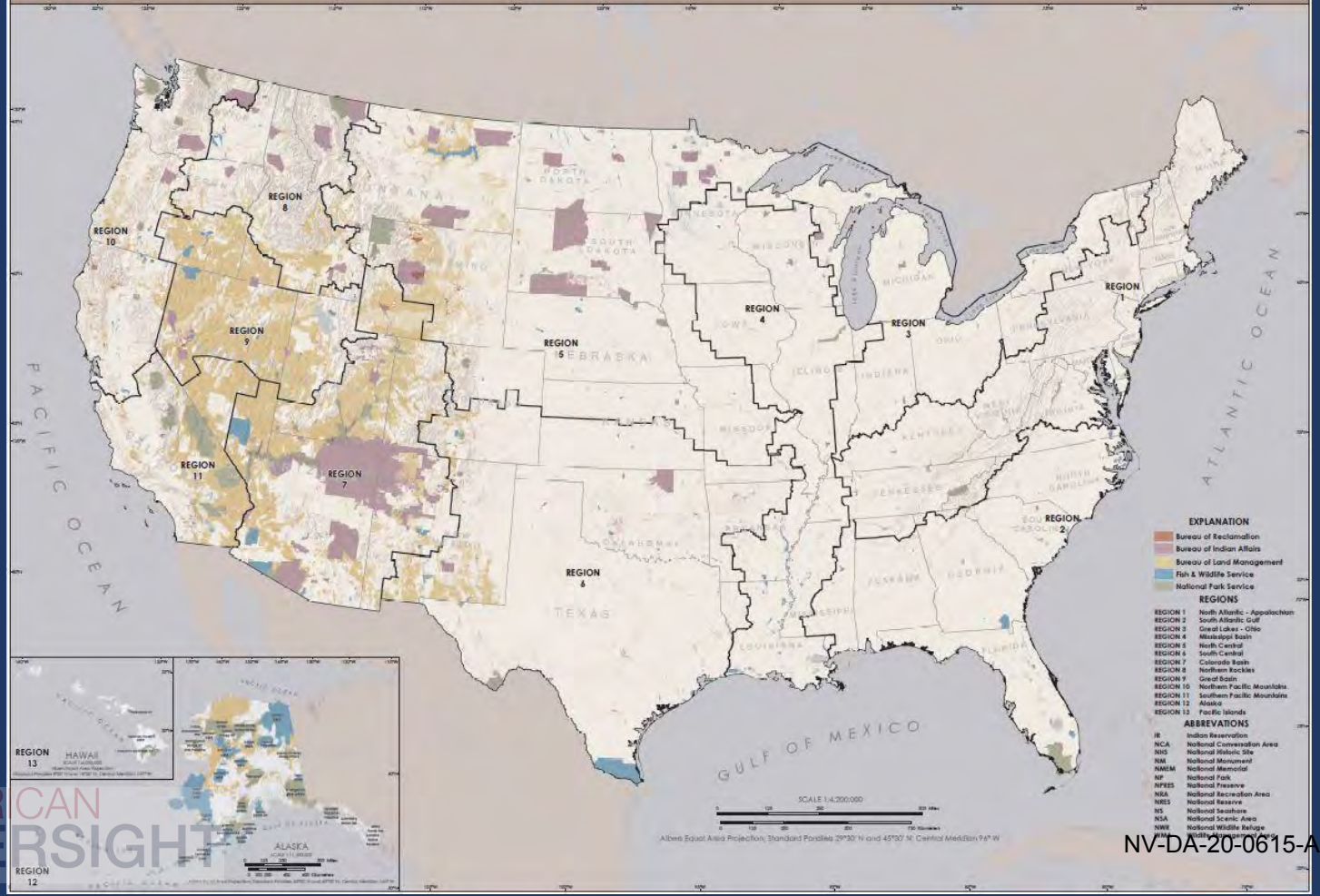

AMERICAN OVERSIGHT

NV-DA-20-0615-A-003753

The following links and/or pages are support for agenda Item 12b

http://www.nvnaco.org/wp-content/uploads/Int-Ds-Reply.pdf

AMERICAN OVERSIGHT

Stephanie M. Klapstein

From: Amanda Evans <aevans@nvnaco.org>
Sent: Friday, September 21, 2018 4:26 PM
To: andelee@aol.com; bshawcroft@churchillda.org; chevalgabor@fs.fed.us; coclerkts@hcnv.us; wadunkelberger@fs.fed.us; Bill Brewer; Desire Barnson; Glover, Murph M; Ivory Lyles; Jennifer Crowe; Joe Gloria; Ken Collum; Kurt Englehart; Marla McDade Williams; Michael Pelham; Mike Rebaletti; Pam Robinson; Patricia Cafferata; Ross,Lisa; Sheila Anderson; StephenClutter; Tim Shannon; Virg Arellano; Wayne Carlson
Subject: NACO Board Meeting
Attachments: NACO Board Agenda Packet September 2018.pdf

Good Afternoon,

As requested attached you will find the agenda packet for the next meeting of the NACO Board of Directors.

--
Regards,

Amanda Evans
Office Manager
Nevada Association of Counties
775-883-7863
www.nvnaco.org

Save the Date
November 13-15



AMERICAN OVERSIGHT

NEVADA ASSOCIATION OF COUNTIES (NACO)

Board of Directors' Meeting
September 28, 2018, 9:30 a.m.
NACO Office
304 S. Minnesota Street
Carson City, NV 89703

AGENDA

Some NACO Board members may attend via video link or phone from other locations. Items on the agenda may be taken out of order. The NACO Board may combine two or more agenda items for consideration. The NACO Board may remove an item from the agenda or delay discussion relating to an item on the agenda at any time.

Call to Order, Roll Call and Pledge of Allegiance

1. Public Comment. Please Limit Comments to 3 Minutes.
2. Approval of Agenda. **For Possible Action.**
3. NACO President's Report.
4. NACO Executive Director's Report.
5. Approval of Minutes of the August 24, 2018 NACO Board of Directors Meeting. **For Possible Action**
6. NACO Annual Conference Update Including Discussion on Date and Location of the 2019 Annual Conference. **For Possible Action**
7. Presentation of NACO's 2017 Financial Audit, Michael Bertrand, Bertrand and Associates, LLC. **For Possible Action**
8. Presentation on the 2018 Nevada Statewide Ballot Question #3: The Energy Choice Initiative. **For Possible Action**
9. Update from AT&T Including Provider of Last Resort Services in Nevada's Counties and AT&T's Role in Implementing FirstNet (First Responder Network Authority).
10. Update on the Nevada Right to Counsel Commission's Proposed Recommendations for Reforms of Nevada's Indigent Defense System. **For Possible Action**
11. Update on the Nevada Supreme Court's Committee to Study Evidence-Based Pretrial Release. **For Possible Action**
12. Update on Interim Legislative Activities, Bill Draft Requests, and County Priorities for the 2019 Nevada Legislative Session. **For Possible Action**
13. **Update and Possible Action** Regarding Natural Resources and Public Lands and Issues Affecting Counties Including:
    a. The BLM and USFS Greater Sage Grouse Resource Management Plan Amendments.
    b. The Department of the Interior Proposed Reorganization.
    c. Update on Outcome of the Center for Biological Diversity's Lawsuit Against the U.S. Fish and Wildlife Service Seeking to Vacate their Decision not to List the Bi-State Sage Grouse as an Endangered Species and NACO's Motion to Intervene on Behalf of the US F&WS.

AMERICAN OVERSIGHT

d. NACO Public Lands and Natural Resources Committee Update.

2. NACO Committee of the Emeritus Update.

3. National Association of Counties and Western Interstate Region Board Member Updates.

4. NACO Board Member Updates.

5. Public Comment. Please Limit Comments to 3 Minutes

Adjournment.

Members of the public who are disabled and require special accommodations or assistance at the meeting are requested to notify NACO in writing at 304 S. Minnesota Street, Carson City, NV 89703, or by calling (775) 883-7863 at least three working days prior to the meeting.

Members of the public can request copies of the supporting material for the meeting by contacting Amanda Evans at (775) 883-7863. Supporting material will be available at the NACO office and on the NACO website at: www.nvnaco.org

This agenda was posted at the following locations:
NACO Office 304 S. Minnesota Street, Carson City, NV 89703
Washoe County Admin. Building 1001 E. Ninth Street, Reno, NV 89520
Elko County Manager's Office 540 Court Street #101, Elko NV 89801
POOL/PACT 201 S. Roop Street, Carson City, NV 89701

AMERICAN OVERSIGHT

The following links and/or pages are support for agenda Item 5

AMERICAN OVERSIGHT

NEVADA ASSOCIATION OF COUNTIES (NACO)

Board of Directors' Meeting
August 24, 2018, 9:30 a.m.
NACO Office
304 S. Minnesota Street
Carson City, NV 89703

Unadopted Minutes

Attendance: President Weekly, President-Elect Waits, Vice President French, Mineral County Commissioner Tipton, Douglas County Commissioner Thaler, Lincoln County Commissioner Higbee, Carson City Mayor Crowell, Nye County Commissioner Wichman, Washoe County Commissioner Hartung, Churchill County Commissioner Olsen, Elko County Commissioner Steninger, Lyon County Commissioner Hunewill, Western Interstate Region Representative-Elko County Commissioner Dahl.

Remote Attendance: Clark County Commissioner Kirkpatrick, Esmeralda County Commissioner Bates, Eureka County Commissioner Goicoechea and Nancy Parent, Nevada Association of Clerks & Election Officials.

Other Attendance: Nye County Manager Sutton, Nye County Public Information Officer Knightly, Washoe County Manager John Slaughter, Churchill County Manager Barbee, Lyon County Commissioner Ken Grey, Storey County Planning Manager Austin Osborne; Tom Collins, NACO Committee of the Emeritus; Lee Bonner and Doug Miller, NDOT; Dr. Ivory Lyles, University of Nevada-Cooperative Extension; Sandra Morgan and Dan Jacobsen, AT&T; Linda Bissett, NV Energy; Marta Jensen and Shannon Liss, NV Department of Health & Human Services; Mike Wilden, Chief of Staff Nevada Governor Brian Sandoval; Chris Pritsos, University of Nevada-College of Biotechnology and Natural Resources; and Mary Walker, Lobbyist.

The meeting was called to order at 9:31 a.m.

1. **Public Comment**. None was given.

2. **Approval of Agenda**. The agenda was approved on a motion by Commissioner Tipton with second by Commissioner Higbee.

3. **NACO President's Report**. President Weekly recognized the birthdays of Commissioners Higbee, Phillips and Stork. He thanked those that traveled to the National Association of Counties (NACo) Annual Conference in Nashville and thanked them for their assistance in promoting the 2019 NACo Annual Conference to be held in Clark County. He thanked staff for preparing the previous evenings BBQ and apologized for not being able to attend as he had started a Doctoral program.

4. **NACO Executive Director's Report**. Dagny informed the Board that agenda item number 11 would be heard time certain at 10:00a.m. She discussed NACo's High Performance Leadership program, an online training program for county staff in management positions. She addressed the election of the Association's Vice President and requested that any Commissioners interested in being considered by the nominating committee should submit a letter of interest to her prior to September 15th. Dagny informed the Board that the State received a grant for opioid preparedness and would be accepting proposals from counties to receive sub-grant awards to prepare opioid overdose preparedness plans. She referenced a link in the agenda packet. She informed the Board that a member of the Legislature had reached out regarding SJR14, which seeks to address property tax reform. The request to NACO was for counties to contribute a total of $5,000.00 to assist in the cost of conducting a study to determine what the potential impacts to state, local governments and residents would be. She informed the Board that there are funds available in the Special Studies line item of the NACO budget. Dagny concluded her report by introducing the Association's new Natural Resources Manager, Sandy Hoover.

AMERICAN OVERSIGHT

5. **Approval of Minutes of the June 22, 2018 NACO Board of Directors Meeting**. The minutes were approved on a motion by Commissioner Tipton with second by Commissioner Hartung.

6. **Approval of NACO's June 2018 Financial Statements and Investment Reports**. Dagny noted that she had been working with the Association's Fiscal Office, Alan Kalt, to rework the financial reports to more closely mirror the Association's budget. She also noted that the income statement now includes the budgeted amount as well as the amount spent to date. The financial statements were approved on a motion by Commissioner Tipton with second by President Elect Waits.

7. **Recap of the 2018 National Association of Counties (NACo) Conference and Attendance by Nevada County Commissioners**. Board members in attendance concurred that it was a good conference with great value and subject matter. They also echoed the appreciation expressed by President Weekly regarding the promotion of the 2019 NACo conference in Clark County and strongly encouraged all Commissioners to attend the conference in the future.

8. **Update on the 2019 National Association of Counties Conference in Clark County including Possible Approval of a Fundraising Letter from NACO**. Dagny informed the Board that Clark County had requested a fundraising letter to support their efforts in obtaining sponsorships for the event. She referenced a letter, included in the agenda packet, that was used by Washoe County in a previous year and suggested that, if the Board approved sending a letter, that could be used as the template. Commissioner Steninger inquired as to the amount needed and President Weekly informed the Board that they are required to raise $500,000 for the event and that Clark County has committed to half of that amount. Commissioner Tipton stated that she didn't have an issue with providing a letter and that the host county isn't the only county that benefits from the event. President Elect Waits noted that it would not be as expensive to attend the conference next year and echoed the benefit to surrounding counties. Vice President French also noted that while Nevada may be considered a small state and somewhat insignificant on a national stage, Nevada is a significant presence in NACo and its members look to us for input. President Weekly acknowledged the work of Commissioner Kirkpatrick and county staff for their hard work on the event. Commissioner Hartung inquired whether there had been funds from the state tourism department committed and requested that staff keep the item on the agenda. A letter from the Association was approved on a motion by Commissioner Tipton with second by Commissioner Hartung.

9. **NACO Annual Conference Update Including Discussion on Date and Location of the 2019 Annual Conference**. Dagny informed the Board that early bird registration had been extended and that staff continued to work on the educational panels and requested that any Commissioner that had an idea for specific topics to reach out to staff. She reminded the Board that the 2019 conference would be discussed in September, including possible changes to the conference due to the National Association's conference. Commissioner Thaler encouraged the Board to ensure that they can attend the President's reception at the conference in November and President Weekly encouraged everyone to participate in his theme for the evening of denim and boots. Commissioner Olsen also noted that Churchill County would be interested in hosting in 2019.

10. **Update on the University of Nevada Cooperative Extension Program (UNCE), including Discussion of the Proposed Supplemental Budget Request for a $4.7million Enhancement for UNCE**. Director Lyles thanked the Board for the partnership between the University and the Board over the past 18 months while he determined the needs of the State and the individual counties. Mr. Lyles referenced the document included in the agenda packet and reviewed the majority of the items included therein including: that UNCE received no findings on the audit of the program presented to the Regents in July, that an agreement was reached regarding the budget surplus in Clark County, potential improvements to the 4-H facilities in Lake Tahoe, seeking partnerships for baseline socioeconomic data collection, the importance of NSHE's budget enhancement request for UNCE. Mr. Lyles gave additional background on 2009 budget cuts and the need for the budget enhancement to stabilize many important statewide programs. He also discussed the UNCE Advisory Council and a meeting of the Council to be held in late August. President Elect Waits inquired as to the make up of the Council and Dr. Lyles noted that it is made up of 21 members from various counties and additional stakeholders and that there are no UNCE staff members on the Council. Dagny informed the Board that the NACO working group had met with the Chancellor and that the conversation was positive. It was noted that President Weekly had spoke in favor of the budget enhancement before the Board of

AMERICAN OVERSIGHT

Regents and that, while it is unknown if the enhancement will be approved by Governor or the Legislature, the University will continue to advocate for the funding. No action was taken.

11. **Discussion of FY 20-21 State Budget Priorities for Counties and the FY19 Proposal to Amend the Current State Budget to Increase the Assessment to Counties for the Non-Federal Medicaid Match**. President Weekly introduced the Governor's Chief of Staff Mike Wilden. Dagny informed the Board that a letter had been received from the Medicaid division of DHHS regarding a proposed increase to the county Medicaid match and gave an overview of the history of the issue. She noted that a bill was enacted in 2011 that allowed DHHS to change at will the population segment for which counties were responsible, and that that segment had been subsequently increased. She addressed the documents included in the agenda packet and made note that the increase requested is for the current fiscal year and would have to come from the counties' currently adopted budgets. She noted that the proposal would need legislative approval and would be brought to the Interim Finance Committee in October. She also noted that rural counties are capped at $0.08 of assessed value, and that those counties that are at that cap would not see an increase in their assessment. Mr. Wilden also addressed the history of the assessments, noting that the counties and the state have been partners in program since the 80's and that the program has been growing since the State opted into the expansion program included in the ACA. He informed the Board of some of the struggles experienced by the State and that there is an estimated $20-50 million shortfall for the current fiscal year. He noted that the State has been working on several different scenarios to address the shortfall and that the request is for counties to contribute an additional $6-9 million. Mr. Wilden also noted that there are several components of the FY20-21 proposed budget that the Governor's office would like to discuss with the counties, with hopes that the forecast received by the Economic Forum is positive. Commissioner Hartung referenced a recent comment by the Governor that the State has one billion dollars 'in the bank' and/or the use of marijuana tax funds. Mr. Wilden clarified that the billion dollars the Governor referenced is in the Unemployment Trust Fund. He also clarified that there is $200 Million in the 'rainy day fund' but that those funds can only be accessed by the Legislature or during a severe economic downturn. Mr. Wilden also referenced the marijuana funds and what had occurred during the 2017 legislative session and that it is fully expected the use of the marijuana funds will be changed during the upcoming legislative session. It was noted that county revenues are flat and that counties would have to cut services in other areas to accommodate the request. Commissioner Kirkpatrick inquired as to when the assessments would be due, and if the IFC would be able to float a portion of the deficit so that the issue could be brought up in the next Legislative Session instead - as this would give time for the counties and the state to work together to find a long-term solution. Mr. Wilden stated that there is not enough money in the State contingency fund to correct the issue and a supplemental appropriation would need to be done in the legislature. Commissioner Kirkpatrick suggested that the shortfall be funded through a supplemental request at the beginning of the next Legislative Session. Many members of the Board echoed each other when they discussed the inability to come up with the requested funds in their current budgets due to flat revenues; as well as the inability to cut services that are mandated and already stressed to the maximum. The ability to opt out of the program was also discussed and Mr. Wilden noted that if the counties opt out, the State would then be forced to opt out as well, leaving counties responsible for indigent medical costs. Commissioner Olsen inquired as to when the State knew about the situation, especially when there were issues in the closed FY18 budget and how it occurred. Mr. Wilden said that it became evident during fiscal analysis during April and May but that estimated actuals had only been known for three to four weeks. He also stated that there were some inappropriate billing issues and fraud that the State is addressing. Dagny inquired as to any other changes to assessments to be aware of. Mr. Wilden suggested that an overall discussion on county assessments was perhaps in order and indicated he was willing to have that including regarding: Medicaid match, IGT, IAF, UPL, youth alternative placement and youth parole. Mr. Wilden also noted that the Governor's office will work with the counties and NACO staff during preparation for the transition to a new Governor. Commissioner Hartung brought up Yucca Mountain in relation to funding for the State budget. No action was taken.

12. **Update on Interim Legislative Activities and County Priorities for the 2019 Nevada Legislative Session Including Approval of NACO Bill Draft Requests**. Dagny reminded the Board that the Association's Legislative Committee had been meeting monthly and that Bill Draft Requests (BDRs) are due on September 1st. She informed the Board that the Committee had identified five BDR ideas for consideration with an additional two to be discussed for possible introduction by Legislators. Vince discussed the first three potential BDRs: 1) enabling the use of 911 fees collected to be used to

AMERICAN OVERSIGHT

conduct audits. This would ensure that counties are receiving all the fees they are entitled to; 2) enabling Boards of County Commissioners in counties with very small district's (ie: GID's, TV, water) who are unable to conduct business due to lack of a quorum and interest in filling the seats to appoint members; 3) and the resurrection of a bill from the previous session to enable counties to enact a diesel fuel tax of up to five cents. Dagny discussed the 4th proposal which was in relation to Clark County's experience after the 1 October tragedy related to the collection and distribution of monies for victims and the need for counties to obtain 501c3 status. The proposed BDR would enable a county to create a 501c3 in times of emergency to assist victims and residents. The final NACO BDR proposal would change the State's primary election system to return to pre-2015 law, so that, in races with candidates from only one party, the top two vote getters would move on to the general. The two additional proposals, which the Committee suggested finding sponsors for were: to allow public snow plow vehicles the right of way; and 2) to enable counties under 100,000 in population to abolish the position of Public Administrator as an elected office if the county continued to provide the service. Commissioner Wichman noted that the current primary rules exclude large segments of the population and disenfranchise voters. With regards to the diesel tax it was clarified that it is not indexing, and Mayor Crowell noted a bill being brought by the City of Fernley that could result in conflict by proposing that all cities be allowed to raise a 5-cent diesel tax. Commissioner Tipton inquired whether there were Legislators willing to carry the last two suggestions and Dagny said that although they have ideas on who they may approach, staff needs Board approval to move forward. The Board approved all 5 BDRs to be introduced by the Association and to seek legislative support for the other two on a motion by Commissioner Tipton with second by Commissioner Wichman.

13. **Update and Discussion Regarding Legislation Preempting Some Local Government Authority to Regulate and Permit the Construction of Small Cell Technology**. Dagny informed the Board that the issue is being discussed across the country and that there is a bill that has been introduced in Congress regarding the issue. Dagny provided background on the item informing the Board that the technology is specific to 5G cellular and wireless use. She noted that there is a need for the technology to expand in urban areas due to existing infrastructure being at or near capacity. She informed the Board that the technology consists of boxes that are placed on power poles etc., however they must be placed within 500' of each other and will therefore require multiple devices in dense areas, unlike current cell towers. She discussed the bill in Congress (SB3157) which would limit local government permitting fees, cap fees for rights-of-way, limit the amount of time to respond for requests to install the infrastructure on county property and allow for automatic installation if a response is not given within the allotted time. NACo has opposed the bill and has requested that counties contact their delegations with concern. Dagny noted that the industry has requested fair and reasonable permitting fees and timelines. She also informed the Board that bills have been introduced in some states that would preempt local government authority to permit the infrastructure entirely. Concerns raised by local government include the need for jurisdictions to be able to address safety concerns as well as visual impacts. She also noted that within the states where legislation has been introduced to preempt local government authority some states have been able to reach compromises with the industry. It was noted that there is not currently a bill in the Nevada Legislature to preempt local government authority but that there are conversations taking place regarding the issue. Dagny also stressed that it is an immediate concern in the urban areas but that it will become an issue in rural areas as well. Mayor Crowell noted that it is important to address the issue and work towards reaching a compromise that protects local government interests. Commissioner Thaler informed the Board that he had seen the boxes and that while they are relatively small the density required could become intrusive because each provider needs their own box. President Weekly expressed concern with installation on private property. Dagny noted that one of the main discussions is surrounding safety and visual impact and that it is an issue at the forefront of discussion among her fellow Executive Directors. Commissioner Hartung expressed concern with interference of other frequencies such as those used by EMS. Dan Jacobsen from AT&T informed the Board that if interference became an issue it would be the industry's responsibility to rectify the problem. Storey County's Austin Osborne expressed concern with high tourist populations making small communities high density areas and potential requests for installation of the infrastructure in historic districts and on protected buildings. Staff was directed to continue working on the issue on a motion by Commissioner Tipton with second by Commissioner Hartung.

14. **Discussion Regarding August 7th, 2018 Correspondence from Nevada State Senator Joyce Woodhouse and the Committee to Study the Needs Related to the Behavioral and Cognitive**

AMERICAN OVERSIGHT

Care of Older Persons Encouraging Nevada's Counties to Expand the Role of their EMS Services to Include Community Paramedicine Services. Dagny referenced the letter included in the agenda packet from Senator Woodhouse and the Committee, which asked the Association to encourage counties to expand EMS services to include paramedicine. She noted that the proposed services would utilize EMT's to bring a basic level of service to patients where they live, and would include things like wellness checks, prescription assistance and help with transportation. Dagny noted that Medicaid does reimburse for the services but that there are additional certifications required. She informed the Board that the Committee made around 50 recommendations and the letter was one of them as a best practice. Commissioner Hartung noted that Washoe County provides the services but cautioned that the service has become an issue in union contract negotiations. President Elect Waits informed the Board that Lander County has looked at the service, with help from State EMS, and that it would be an excellent service in very rural areas. Commissioner Wichman noted that Northern Nye County has had great success with REMSA and being able to provide the service. Dagny informed the Board that she had researched the item when the letter was received and that a few of the rural hospitals have received grants to provide the service. No action was taken on the item.

15. **Update and Possible Action Regarding Natural Resources and Public Lands and Issues Affecting Counties Including**:

    a. **Discussion of Proposed Reforms to Payment in Lieu of Taxes (PILT), Commissioner Jim French, NACO Public Lands and Natural Resources Subcommittee Vice Chair**. Vice President French referenced previous Board discussion regarding the current formula for PILT payments being skewed away from rural counties by population cap. He referenced that the responsibility to provide services remains the same to counties of smaller populations but that they are provided disproportionate funds to provide them. Vice President French informed the Board that WIR and the NACo Public Lands Steering Committee were working on a more equitable distribution formula. He informed the Board that a Montana Congressional Representative has a bill that will be introduced in September that will address the SRS offset to PILT payments for those counties that have both, potentially placing the SRS lands into PILT if SRS is not reauthorized which could cause a reduction in the amount of PILT money available to counties. He noted that with the recent multiyear reauthorization of SRS there is opportunity to attempt to create a trust fund for SRS to stabilize the funding of the program, thereby creating stability in PILT funding. He informed the Board that the proposed trust fund could be created by increased timber sales. Within that conversation is potential adjustment of the population cap in the PILT distribution formula and the need for PILT to be a permanent line item in the budget and have a reliable funding mechanism. The formula adjustment proposal would remove the small population penalty from the distribution formula and allow a distribution base solely on square miles. With regards to the stabilization of the fund, the discussion includes reauthorization of the Land and Water Conservation Fund and to provide for a large pool of funds collected within the Fund to be allocated to PILT. Dagny inquired as to the Board's appetite to support the proposed formula change, whether it could impact payments to the larger population counties. Vice President French noted that the creation of a trust fund would potentially negate the cap of yearly funding of the program and therefore not affect the large population counties payments. President Weekly noted that it would depend on the final language within the bill. Staff was directed to use its discretion regarding support of the bill dependent on the bill language and considering the lengthy discussions by the Board on the issue on a motion by Commissioner Tipton with second by Commissioner Wichman.

    b. **Discussion of the National Association of Counties (NACo) PILT Fly-In Event in Washington D.C. and Possible Approval of NACO Funds to Support the Attendance of One Representative from Nevada**. Vice President French reminded the Board that he attended the event the previous year as a guest of NACo, but that WIR funding for the event is allocated to other states this year. Despite that he had again been invited to attend but would be willing to defer to another member of the Board if they preferred. Dagny informed the Board that she had reviewed the budget and there are funds available to support Vice President French's travel costs. The NACO Bylaws allow for approval of additional travel funds on a case by case basis. Vice President French was nominated to attend, with funding

AMERICAN OVERSIGHT

assistance from NACO, on a motion by Commissioner Hartung with second by Commissioner Wichman.

c. **Update on the BLM and USFS Greater Sage Grouse Resource Management Plan Amendments**. Dagny informed the Board that comments had been submitted on the BLM's DEIS at the end of July, that scoping comments had been also submitted to the Forest Service and that work will continue to on the issue. Sandy informed the Board that the BLM is going through the comments and expect to have a draft FEIS to cooperators by mid-September, it's release to the public will be by October 12th, that that will then initiate a 30-day protest period, then the 60 day Governor's consistency review period, and that the ROD will be expected at the end of December. She also reminded the Board that there was a cooperator's meeting the following week at the BLM's offices in Sparks.

d. **Discussion of Possible NACO Comments on Proposed Revisions to the Regulations that Implement Portions of the Endangered Species Act (ESA)**. Sandy informed the Board that the U.S. Fish and Wildlife Service and National Marine Fisheries Service have proposed reform to the Endangered Species Act of 1973, as amended under three rule revisions. Recommendations from the PL&NR Committee request support from the Board on the following:

- the first would allow for economic information to be presented in any listing decisions. Also, although it is beyond the scope of the Services' proposed rules, the PL&NR committee also supports a policy in which the review and consideration of economic information be required in any listing decisions.
- the second item would eliminate the current application of prohibitions for endangered species to threatened species as described in subsections 17.31 and 17.71 of Title 50 and would make protections for threatened species based on species specific rules.
- the third item would expedite the consultation process for actions that result in minimal adverse effects to listed species.

Commissioner Tipton noted that currently the agency does not have to look at economic data and that the Committee's recommendation is that the data must be included with all scientific data prior to a listing decision. Vice President French noted that the data would be included in the justification, which would require the agency to prove that the threat to the species outweighs the economic impacts to the communities in question. Commissioner Steninger suggested the inclusion of historical population information within the data included in the justifications. Vice President French clarified that is already a component of justification and that is a place for challenge if it is not included in the agency justification as it is already required under statute. Dagny stated that issue can be made a policy of the PL&NR Committee. Commissioner Hartung brought up that removal of predators should be included in a listing decision. Commissioner Higbee noted that predation is not being actively considered. Comments as discussed were approved on a motion by Commissioner Tipton with second by Commissioner Olsen.

e. **Update on NACO Comments to the Council on Environmental Quality's Advance Notice of Proposed Rulemaking (ANPRM) Regarding Update to the Regulations for Implementing the Procedural Provisions of the National Environmental Policy Act (NEPA)**. Sandy informed the Board that comments had been submitted based on the PL&NR Action plan and the comments provided on the BLM's Planning 2.0 and reminded the Board that they were included in the agenda packet.

f. **NACO Public Lands and Natural Resources Committee Update**. Commissioner Tipton informed the Board that the Committee had discussed the potential to create one cohesive statewide lands bill for Nevada counties, but that it would be discussed at a future meeting. Vice President French gave an update on the BLM Wild Horse & Burro Advisory Board which had not been disbanded but had been effectively "neutered" due to lack of a quorum; however, the members in question had been reappointed and there would be a meeting in September. He discussed that the BLM's report to Congress did not include all of the

AMERICAN OVERSIGHT

recommendations of the Board, which proved that the agency could not meets its obligation under the law under current policy. He informed the Board that the report was not sent to the Advisory Board in a timely manner for review prior to submission. He informed the Board that the BLM has instituted an aggressive gather plan that includes implementation of a stipend for adoption immediately and that gives title at the time of adoption not after several years. Commissioner Tipton concluded the update with the importance of inclusion and/or updating of specific county natural resources plans within county master plans. Commissioner Wichman noted that SLUPAC will assist in development of those plans.

16. **NACO Committee of the Emeritus Update**. Vince informed the Board that the July workshop on the importance of county natural resource plans was very well attended and that the presentations of all four of the expert presenters as well as a video of the workshop could be found on the NACO website. He also informed the Board that the Committee is continuing the update of the materials and program for the newly elected officials training to be conducted by the Committee at the November conference.

17. **National Association of Counties and Western Interstate Region Board Member Updates**. Vice President French informed the Board that conversations at WIR include wildfire reduction and remediation including livestock grazing for targeted fuel reductions as well as ESA reforms and specific aspects that provide opportunities for change without having to go to Congress for approval. Commissioner Dahl referenced the update given earlier in the meeting on PILT by Vice President French and stressed the need to embrace change to assist fellow counties with challenging situations. Commissioner Tipton encouraged the Board to encourage staff to enroll in the NACo leadership training reminding the Board that NACo will provide a partial scholarship for a county's first enrollee. She also informed the Board that the WIR winter meeting would be held in the Phoenix area and concluded her remarks with the success of the NACo Annual Conference.

18. **NACO Board Member Updates**. Updates were given by members of the Board on various activities in their counties.

19. **Public Comment**. None was given.

The meeting was adjourned at 1:40 p.m.

DRAFT

AMERICAN OVERSIGHT

The following links and/or pages are support for agenda Item 7

AMERICAN OVERSIGHT

BERTRAND & ASSOCIATES, LLC
CERTIFIED PUBLIC ACCOUNTANTS
Members American Institute of Certified Public Accountants

777 E. William St. Suite 206
Carson City, NV 89701
Tel 775.882.8892
Fax 775.562.2667
Email: Michael@bertrandcpa.com

July 13, 2018

To the Board of Directors
Nevada Association of Commissioners

We have audited the financial statements of the business-type activities of **Nevada Association of Counties (NACO)** for the year ended **December 31, 2017**. Professional standards require that we provide you with information about our responsibilities under generally accepted auditing standards as well as certain information related to the planned scope and timing of our audit. Professional standards require that we provide you with the following information related to our audit which is divided into the following two sections:

Section I – Required Communications with those Charged with Governance

Section II – Other recommendations and related information

Section I includes information that current auditing standards require independent auditors to communicate to those individuals charged with governance. We will report this information annually to the Board in our audit committee letter.

Section II presents recommendations related to internal controls, procedures, and other matters during our current audit year. These comments are offered in the interest of helping the Board in its efforts toward continuous improvement, not just in the areas of internal controls and accounting procedures, but also in operations, administrative efficiency and effectiveness.

Section I – Communications Required under AU 260

Our Responsibility under U.S. Generally Accepted Auditing Standards
As stated in our engagement letter dated August 14, 2017, our responsibility, as described by professional standards, is to express opinions about whether the financial statements prepared by management with your oversight are fairly presented, in all material respects, in conformity with U.S. generally accepted accounting principles. Our audit of the financial statements does not relieve you or management of your responsibilities.

Our responsibility for the supplementary information accompanying the financial statements, as described by professional standards, is to evaluate the presentation of the supplementary information in relation to the financial statements as a whole, and to report on whether the supplementary information is fairly stated, in all material respects, in relation to the financial statements as a whole.

AMERICAN OVERSIGHT

Planned Scope and Timing of the Audit
We performed the audit according to the planned scope and timing previously communicated to you in our letter regarding planning matters dated August 14, 2017.

Significant Audit Findings
Qualitative Aspects of Accounting Practices
Management is responsible for the selection and use of appropriate accounting policies. The significant accounting policies used by NACO are described in Note 1 to the financial statements. No new accounting policies were adopted and the application of existing policies was not changed during the fiscal year audited. However, we recommend that the existing policy manual be updated and made readily available to staff and management.

We noted no transactions entered into by the governmental unit during the year for which there is a lack of authoritative guidance or consensus. All significant transactions have been recognized in the financial statements in the proper period.

Accounting estimates are an integral part of the financial statements prepared by management and are based on management's knowledge and experience about past and current events and assumptions about future events. Certain accounting estimates are particularly sensitive because of their significance to the financial statements and because of the possibility that future events affecting them may differ significantly from those expected.

The most sensitive estimates affecting the financial statements were:
The most sensitive estimates affecting NACO's financial statements were for compensated absences and the implementation for GASB 68, accounting and financial reporting for pensions, and the tracking of grants and other revenues and expenditures where NACO acts as a pass through organization.

Management's estimate of Accounts Receivable is based on their judgment on what they believe is collectible derived from known facts. The estimate for compensated absences is based on accrued time valued at each employee's current pay rate as of year-end. The value of that balance will change dependent upon the pay rate at the time it is used.

We evaluated the key factors and assumptions used to develop the Accounts Receivable balance and compensated absences balance in determining that they are reasonable in relation to the financial statements taken as a whole.

Certain financial statement disclosures are particularly sensitive because of their significance to financial statement users. The most sensitive disclosure affecting the financial statements was regarding the implementation of GASB 68 which records the pension liability on the books. These amounts are prepared by PERS in an actuary study and are available to the public on their web site.

Management has agreed and accepted the proposed adjustments and recommendations.
The financial statement disclosures are neutral, consistent, and clear.

AMERICAN OVERSIGHT

Difficulties Encountered in Performing the Audit
We encountered no significant difficulties in dealing with management in performing and completing our audit.

Corrected and Uncorrected Misstatement
Professional standards require us to accumulate all known and likely misstatements identified during the audit, other than those that are clearly trivial, and communicate them to the appropriate level of management. The adjustments proposed were as follows:

1. The adjustment required for recording the GASB 68 pension liability. Management has recorded this entry that we provided.
2. Reimbursements for the health insurance of the former executive director in the amount of $7,324 were removed from revenues and shown as a reduction in employee benefits.
3. Membership dues were reduced by $128,166 and shown as a separate line item on the statement of revenues and expenses as Public lands task force assessment.

Disagreements with Management
For purposes of this letter, a disagreement with management is a financial accounting, reporting, or auditing matter, whether or not resolved to our satisfaction, that could be significant to the financial statements or the auditor's report. We are pleased to report that no such disagreements arose during the course of our audit.

Management Representations
We have requested certain representations from management that are included in the management representation letter dated July 27, 2018.

Management Consultations with Other Independent Accountants
In some cases, management may decide to consult with other accountants about auditing and accounting matters, similar to obtaining a "second opinion" on certain situations. If a consultation involves application of an accounting principle to the governmental unit's financial statements or a determination of the type of auditor's opinion that may be expressed on those statements, our professional standards require the consulting accountant to check with us to determine that the consultant has all the relevant facts. To our knowledge, there were no such consultations with other accountants.

Other Audit Findings
We generally discuss a variety of matters, including the application of accounting principles and auditing standards, with management each year prior to retention as the governmental unit's auditors. However, these discussions occurred in the normal course of our professional relationship and our responses were not a condition to our retention.

Section II – Other Recommendations and Related Information

Other Matters
With respect to the supplementary information accompanying the financial statements, we made certain inquiries of management and evaluated the form, content, and methods of preparing the information to determine that the information complies with accounting principles generally accepted in the United States of America, the method of preparing it has not changed from the prior period, and the information is appropriate and complete in relation to our audit of the

AMERICAN OVERSIGHT
NV-DA-20-0615-A-003769

financial statements. We compared and reconciled the supplementary information to the underlying accounting records used to prepare the financial statements or to the financial statements themselves.

We provided an audit committee recommendations letter to the fiscal officer. In that letter we identified exceptions and noted our recommendations.

This information is intended solely for the use of Board of Directors charged with governance and management, and is not intended to be, and should not be, used by anyone other than these specified parties.

Very truly yours,

Bertrand & Associates, LLC

Bertrand & Associates LLC

AMERICAN OVERSIGHT

BERTRAND & ASSOCIATES, LLC
CERTIFIED PUBLIC ACCOUNTANTS
Members American Institute of Certified Public Accountants

777 E. William St. Suite 206
Carson City, NV 89701
Tel 775.882.8892
Fax 775.562.2667

July 13, 2018

Nevada Association of County Commissioners
304 S. Minnesota St.
Carson City, NV 89703

Dagny Stapleton, Executive Director
Alan Kalt, Fiscal Officer

RE: 2017 Audit Committee Letter

Dear Ms. Stapleton and Mr. Kalt,

The following comments and recommendations are based on the results of our audit of the Association's 2017 financial statements.

It is our responsibility to report on the fair presentation of the financial statements in all material respects. Management is responsible for developing and maintaining an effective system of internal accounting controls, keeping the accounting books in good order and for all amounts including the estimates that are presented in the financial statements. Our responsibility as the auditor is to examine, on a test basis, evidence supporting the amounts and disclosures in the financial statements; therefore, our audit involved judgment about the number of transactions to be examined and tested. Because of the concept of reasonable assurance and because we did not perform a detailed examination of all transactions, there is a risk that material errors, fraud, or other illegal acts may exist and not be detected by us.

The financial statements contain significant estimates that are the responsibility of management. The most significant is the loss reserves estimate. Management has engaged an independent actuary to assist in determining a reasonable estimate of the loss reserves and that estimate has been used in the financial statements.

1 - Communication of control deficiencies or material weakness. - Statement on Auditing Standards (SAS) 112.
Our consideration of internal controls was for the limited purpose of conducting our organization's audit and would not necessarily identify all deficiencies in internal controls that might be significant or material weaknesses.

A control deficiency exists when the design or operation of a control does not allow management or employees in the normal course of performing their assigned duties to prevent or detect

AMERICAN OVERSIGHT

misstatements on a timely basis. A *significant deficiency* is a control deficiency or combination of control deficiencies that adversely affects the entity's ability to initiate, authorize, record, process or report financial data reliably in accordance with accounting principles such that there is more than a remote likelihood that a misstatement of the entity's financial statements, that is more than inconsequential, will not be prevented or detected by the entity's internal controls.

A *material weakness* is a significant deficiency or combination of significant deficiencies that results in more than a remote likelihood that a material misstatement of the financial statements will not be detected by the entity's internal controls.

It is important to note that control deficiencies are not necessarily problems you will choose to address. However, they do represent potential risks. Our job as your auditor is to ensure that you understand where deficiencies or weaknesses exist so that you can make informed business decisions on how best to respond to these risks. We did not identify deficiencies in internal controls that we would consider to be material, however we did identify significant deficiencies which are discussed below.

2 - The following prior year comments were not implemented and may be helpful in strengthening internal controls.

2A - Evidence of reviews
In the past control procedures included listing the tasks and reconciliations performed each month and providing that to management. We recommend that this procedure be used again to provide greater accountability to management on the timing and performance of important tasks.

5-Authorized signatures to transfer funds in investment account
The Raymond James confirmation indicated that Robert Hadfield and Wayne Carlson are authorized to transfer funds to other accounts held by NACO. We recommended that the authorizations be updated. Management updated the signers on the account for the new users on August 17, 2017, however, Raymond James indicates that the former users have not been removed. We recommend that management follows up to have former users removed.

3 - Disbursements tests performed
We tested disbursement controls selecting a sample to provide a 95% confidence level.

In addition, we selected a sample of disbursements and checked for appropriate signatures and verified that amounts agreed to invoices, included evidence of approval and that those disbursements were recorded to the proper accounts.

The following lists our sample statistics:

1. It was noted that one check was written for $800 but the supporting invoices showed payment due of $720.
2. There were seven invoices without evidence of approval; all were re-occurring monthly expenditures to PERS, Western Insurance Specialists, and payment on credit cards.

AMERICAN OVERSIGHT

	Total Disbursements	Total Disbursements Tested ($)	Percent Tested	Total Disbursements Count	Total Disbursements Tested (Count)	Percent Tested
Admin Expenses	$ 377,486	$ 207,861	55%	366	65	18%

4 – Proposed audit adjustments
The following adjustments were proposed to management and accepted and recorded as of December 31, 2017.

A – An adjustment to comply with GASB 68 which requires the reporting of the net pension liability and the associated deferred outflows and inflows. This amount is based on the PERS actuarial report dated June 30, 2018.

B – The former executive director reimbursed NACO for his monthly health insurance costs and this was reported as revenue. We proposed an adjustment to net the revenues against health insurance costs reducing by $7,234 the actual health insurance benefits paid to employees.

C – NACO assessed an additional $128,166 and reported this as membership dues. We recommended that this assessment be reported as a separate line item of revenue so as not to inflate the reporting of the normal annual dues.

There were some adjustments that were not proposed to management to record as they were immaterial. These included over recognizing $5,000 in the IAF revenue contract and over accruing compensated absences of $1,700.

5- Review of investment policy
We recommend that the executive director and board meet with the investment advisor to discuss and review the investment policy. This will provide an opportunity for the executive director to better understand and ask questions regarding the existing policy and to determine with the board if there should be any changes in that policy.

6 - Update accounting policy and procedures manual
We recommend that the accounting policy and procedures manual be updated.

Over the years there have been procedural changes but those changes have not been documented. Updating the procedures manual will provide clear documentation which will be helpful to refer to on a regular basis and for when there are staff and management changes. It will also aid in the review of those procedures for gaps in internal controls or redundancy. It is further recommended that when the manual is updated the revision date be shown in the manual.

7-Bank reconciliation control
NACO's controls over the bank reconciliation process requires that the executive director receive the bank statements unopened and initial the statements indicating that an original copy was received and that it was reviewed for unusual items. In reviewing the bank statements it was noted that there were no initials found on the bank statements for four months.

An additional control is that the bank reconciliation is to be reviewed by management and that the statement is initialed indicating that the review has been performed. It was noted that this was

AMERICAN OVERSIGHT

done only in the last month of the year after the new fiscal officer became actively involved. We recommend that these controls be performed without exception.

If you have any questions please do not hesitate to contact us.

Sincerely,

Bertrand & Associates, LLC

Bertrand & Associates, LLC

AMERICAN OVERSIGHT

NEVADA ASSOCIATION OF COUNTY COMMISSIONERS
FINANCIAL STATEMENTS
December 31, 2017 and 2016

AMERICAN OVERSIGHT

CONTENTS

Auditor's Report ……..…. 3

Management Discussion and Analysis …… 5

Statement of Net Assets …… 8

Statement of Revenues and Expenses and Changes in Net Assets …… 9

Statement of Cash Flows …….. 10

Notes to Financial Statements …..... 11

Supplemental information: Budget to Actual Comparison …… 23

Supplemental information: GASB 68 required information …… 24

AMERICAN OVERSIGHT

BERTRAND & ASSOCIATES, LLC
CERTIFIED PUBLIC ACCOUNTANTS
Members American Institute of Certified Public Accountants

777 E. William St. Suite 206
Carson City, NV 89701
Tel 775.882.8892
Fax 775.562.2667

INDEPENDENT AUDITOR'S REPORT

To the Executive Director and the Board of Directors
Nevada Association of County Commissioners

Report on the Financial Statements
We have audited the accompanying statement of net position of the Nevada Association of County Commissioners (NACO), a non-profit corporation, as of December 31, 2017 and 2016 and the related statements of revenues and expenses and changes in net position and statement of changes in cash flows for the years then ended.

Management's Responsibility for the Financial Statements
Management is responsible for the preparation and fair presentation of these financial statements in accordance with accounting principles generally accepted in the United States of America; this includes the design, implementation, and maintenance of internal control relevant to the preparation and fair presentation of financial statements that are free from material misstatement, whether due to fraud or error.

Auditor's Responsibility
Our responsibility is to express opinions on these financial statements based on our audit. We conducted our audit in accordance with auditing standards generally accepted in the United States of America. Those standards require that we plan and perform the audit to obtain reasonable assurance about whether the financial statements are free from material misstatement.

An audit involves performing procedures to obtain audit evidence about the amounts and disclosures in the financial statements. The procedures selected depend on the auditor's judgment, including the assessment of the risks of material misstatement of the financial statements, whether due to fraud or error.

In making those risk assessments, the auditor considers internal control relevant to the entity's preparation and fair presentation of the financial statements in order to design audit procedures that are appropriate in the circumstances, but not for the purpose of expressing an opinion on the effectiveness of the entity's internal control. Accordingly, we express no such opinion. An audit also includes evaluating the appropriateness of accounting policies used and the reasonableness of significant accounting estimates made by management, as well as evaluating the overall presentation of the financial statements.

We believe that the audit evidence we have obtained is sufficient and appropriate to provide a basis for our audit opinions.

AMERICAN OVERSIGHT

Opinions
In our opinion, the financial statements referred to above present fairly, in all material respects, the respective financial position of the business-type activities of the Nevada Association of County Commissioners as of December 31, 2017 and 2016 and the respective changes in financial position and cash flows for the years then ended in accordance with accounting principles generally accepted in the United States of America.

Other Matters
Accounting principles generally accepted in the United States of America require that the management's discussion and analysis, GASB required supplemental information and budgetary comparison information be presented to supplement the basic financial statements. Such information, although not a part of the basic financial statements, is required by the Governmental Accounting Standards Board, who considers it to be an essential part of financial reporting for placing the basic financial statements in an appropriate operational, economic, or historical context. We have applied certain limited procedures to the required supplementary information in accordance with auditing standards generally accepted in the United States of America, which consisted of inquiries of management about the methods of preparing the information and comparing the information for consistency with management's responses to our inquiries, the basic financial statements, and other knowledge we obtained during our audit of the basic financial statements. We do not express an opinion or provide any assurance on the information because the limited procedures do not provide us with sufficient evidence to express an opinion or provide any assurance.

Bertrand & Associates, LLC

Carson City, Nevada
July 27, 2018

AMERICAN OVERSIGHT

Management Discussion and Analysis

Financial Highlights

NACO's assets increased in 2017 by $104,034, to $1,498,435. The increase is mostly attributable to the increase in cash from $191,735 to $312,386. This increase is due in part to the collection of additional dues through the newly enacted public lands assessment. The public lands assessment was approved by the membership and added to the NACO dues structure in November of 2016. It was created to provide additional support to the membership on issues related to the management of natural resources and public lands in their counties. There was also a small increase to NACO dues attributable to a slight increase in county revenues, upon which part of the dues formula is based.

Of the total assets, $337,646 consists of unrestricted assets. NACO's primary revenue resources remain county membership dues and conference fees at $443,677 an increase of $7,915 compared to prior year amount of $435,762. The remainder of the revenues include the public lands assessment dues of $128,166, a contract with the State of Nevada in the amount of $70,000 to administer the Fund for Hospital Care to Indigent Persons and national programs and interest income.

Financial Analysis

By far, the largest portion of NACO assets continues to be investments in the amount of $598,635. Investments during the year increased $41,605 or 7.5% due to increases in fair market values of investments and interest earned and reinvested during the year. See Note 2 Deposits and Investments on page 12 for more information. At the end of the fiscal year, NACO had $312,386 cash or cash equivalents. NACO's liabilities for the year ending December 31, 2017 totaling $681,561. Of this amount, current liabilities associated with accounts payable and accrued expenses were $14,421 and $4,279. Non-current liabilities include $9,257 attributable to accrued vacation and sick leave for employees. The remaining liability balance of $653,604 was attributable to PERS net pension liability. NACO's net position increased $34,792 during the year from $885,682 to $920,474 demonstrating continued financial strength.

Economic Factors

The budget of the Nevada Association of Counties is comprised in part of dues collected from member counties. Dues are calculated using a formula based on three components: Audited Schedule 1 revenues, population, and the amount of the most recent federal Payment in Lieu of Taxes (PILT) payment made to each county. NACO enjoys 100% county participation with all 17 counties paying their fully assessed dues in 2017. Any changes in the financial market economy that are reflected in the stock and bond markets are reflected in accounts held by NACO. See Note 2-Deposits and Investments for more details.

AMERICAN OVERSIGHT

A summary of the condensed financial information is presented below:

Condensed statements net position	**2017**	**2016**
Cash & equivalents	$ 312,386	$ 191,735
Investments	598,635	557,030
Accounts receivable	2,606	30,000
Other assets	1,980	1,928
Fixed assets (net)	451,828	482,708
Land	131,000	131,000
Deferred outflows	191,230	216,413
Total assets and deferred outflows	1,689,665	1,610,814
Accounts payable	14,421	15,982
Accrued expenses	4,279	-
Compensated absences	9,257	21,639
Net pension liability	653,604	639,269
Deferred inflows	47,130	48,242
Deferred revenues	40,500	-
Net position	920,474	885,682
Total liabilities, deferred inflows net positon	$ 1,689,665	$ 1,610,814
Condensed statements of activities		
Revenues:		
Membership dues and conference fees	$ 443,677	$ 435,762
Public lands assessment dues	128,166	-
Indigent accident and supplemental programs	70,000	60,000
Other income	15,131	13,558
Total operating revenues	656,974	509,320
Expenses:		
Salaries and employee benefits	338,324	363,052
Pension expense	120,962	94,260
PEBP post retirement benefits	1,460	1,449
Building maintenance, repairs & property tax	8,977	6,551
Utilities	6,035	6,749
Legislative	4,850	696
Membership conference	25,100	43,146
Publications and printing	8,089	7,804
Office and other operating expense	51,891	59,834
Staff and representative travel	28,786	28,076
Vehicle expenses	7,917	5,761
Professional fees	19,225	21,890
Land task force expenses	2,925	1,885
Depreciation and amortization	32,128	34,889
Total expenses	656,669	676,042
Operating income	305	(166,722)
Increase (decrease) in non-operating investment income	34,487	24,186
Total non-operating revenues	34,487	24,186
Change in net positon	$ 34,792	$ (142,536)

AMERICAN OVERSIGHT

Conclusions

NACO continues to be in a strong financial position showing a net increase of $34,792 in net position at the end of the year. Diversified investments and assets, including the office building, provides NACO with a high level of financial security and stability. While Nevada continues to see economic growth, NACO should continue to closely monitor the financial condition of all the counties to assure that it can rely on membership dues as its most significant sources of revenue. The additional dues assessment approved by the membership indicates that the members support the value-added services provided by additional staff to meet the needs of Nevada's counties. Staff continues to identify opportunities to diversify and enhance revenues including; seeking state and federal grant opportunities, increasing the usage of existing agreements with Nationwide Retirement Solutions, and the U.S. Communities Purchasing Alliance, for which NACO receives a royalty, and seeking other marketing and service agreements that would be of benefit to Nevada's counties.

This financial report is designed to provide a general overview of the financial activity and condition of the Nevada Association of Counties, for all of those with an interest in the Association. Questions concerning any of the information provided in this report or requests for additional financial information should be addressed to the Executive Director, 304 South Minnesota Street, Carson City, Nevada 89703 or email at dstapleton@nvnaco.org or access the NACO web-site at NVNACO.ORG.

Dagny Stapleton
Executive Director
July 27, 2018

AMERICAN OVERSIGHT

NEVADA ASSOCIATION OF COUNTY COMMISSIONERS
STATEMENT OF NET POSITION
December 31, 2017 and 2016

	2017	2016
ASSETS		
Current assets:		
Cash and cash equivalents	$ 312,386	$ 191,735
Investments	598,635	557,030
Accounts receivable	2,606	30,000
Other assets	1,980	1,928
Total current assets	915,607	780,693
Fixed Assets:		
Fixed assets net of accumulated depreciation	451,828	482,708
Land	131,000	131,000
Total fixed assets	582,828	613,708
Total assets	**1,498,435**	**1,394,401**
DEFERRED OUTFLOWS OF RESOURCES		
Deferred pension outflows	191,230	216,413
Total deferred outflows of resources	**191,230**	**216,413**
LIABILITIES		
Current Liabilities:		
Accounts payable	14,421	15,982
Accrued expenses	4,279	-
Total current liabilities	18,700	15,982
Non-current liabilities:		
Compensated absences	9,257	21,639
PERS net pension liability	653,604	639,269
Total liabilities	**681,561**	**676,890**
DEFERRED INFLOWS OF RESOURCES		
Deferred pension inflows	47,130	48,242
Deferred revenues	40,500	-
Total deferred inflows of resources	**87,630**	**48,242**
NET POSITION		
Unrestricted	337,646	271,974
Invested in capital assets, net of related debt	582,828	613,708
Total net position	**$ 920,474**	**$ 885,682**

See accompanying notes

AMERICAN OVERSIGHT

NEVADA ASSOCIATION OF COUNTY COMMISSIONERS
STATEMENT OF REVENUES AND EXPENSES & CHANGES IN NET ASSETS
Years ended December 31, 2017 and 2016

	2017	2016
Revenues		
Membership dues and conference fees	$ 443,677	$ 435,762
Public lands assessment dues	128,166	-
Indigent accident and supplemental programs	70,000	60,000
National programs and associate sponsorships	14,922	12,627
Interest income	209	216
Other income	-	715
Total revenues	**656,974**	**509,320**
Expenses		
Salaries and employee benefits	338,324	363,052
Pension expense	120,962	94,260
PEBP post retirement benefits	1,460	1,449
Building maintenance, repairs & property tax	8,977	6,551
Utilities	6,035	6,749
Legislative	4,850	696
Membership Conference	25,100	43,146
Publications and printing	8,089	7,804
Office and other operating expenses	51,891	59,834
Staff and representative travel	28,786	28,076
Vehicle expenses	7,917	5,761
Professional fees	19,225	21,890
Land task force expenses	2,925	1,885
Depreciation and amortization	32,128	34,889
Total expenses	**656,669**	**676,042**
Increase in operating net position	**305**	**(166,722)**
Gain on sale of assets		-
Increase in non-operating net investment income	34,487	24,186
Increase in net position	**34,792**	**(142,536)**
Net position at beginning of year	885,682	1,028,218
Net position at end of year	**$ 920,474**	**$ 885,682**

See accompanying notes

AMERICAN OVERSIGHT

NV-DA-20-0615-A-003783

NEVADA ASSOCIATION OF COUNTY COMMISSIONERS
STATEMENT OF CASH FLOWS
Years ended December 31, 2017 and 2016

	2017	2016
Cash flows from operating activities:		
Cash receipts	$ 724,868	$ 513,217
Payments to employees	(350,706)	(359,380)
Payments to vendors	(245,147)	(271,891)
Net cash (used) provided from operating activities	**129,015**	**(118,054)**
Cash flows from Investing Activities:		
Purchases of capital assets	(1,247)	-
Sale of equipment	-	-
Sale of securities	222,753	257,555
Purchase of securities	(236,815)	(180,270)
Interest, dividends and net gains or losses on investments	6,945	8,876
Net cash provided (used) for investing activities	**(8,364)**	**86,161**
Increase (decrease) in Cash and Cash Equivalents	120,651	(31,893)
Cash and cash equivalents, beginning of fiscal year	191,735	223,628
Cash and cash equivalents, end of fiscal year	**312,386**	**191,735**
Reconciliation of operating income to net cash provided from operating activities		
Net operating income (loss)	305	(166,723)
Adjustment to reconcile operating income to net cash provided by operating activities:		
Depreciation expense	32,128	34,889
Decrease in receivables	27,394	3,897
(Increase) in prepaid expenses	(52)	(23)
Decrease (increase) in deferred outflows of resources	25,183	(181,078)
Decrease in accounts payable	(1,561)	(586)
Increase in accrued salaries	4,279	-
(Decrease) increase compensated absences	(12,382)	3,674
Increase in PERS net pension liability	14,335	202,761
Increase in deferred revenues	40,500	-
Decrease in deferred pension inflows	(1,114)	(14,865)
Net cash provided (used) by operating activities	**$ 129,015**	**$ (118,054)**

See accompanying notes

AMERICAN OVERSIGHT

NOTE 1 - SUMMARY OF SIGNIFICANT ACCOUNTING POLICIES

Nature of Activities:
The Association is a non-profit corporation incorporated in the state of Nevada. The Association was organized for the purpose of aiding member counties in the conduct of general governmental affairs and to influence the state legislature in ways that will benefit county governments and the people they serve. The Association members are elected officials of various counties in Nevada that they represent. As such, the Association is considered a quasi-governmental organization. The Association is more commonly known as the Nevada Association of Counties or as NACO.

Basis of Presentation, Measurement Focus – Basis of Accounting:
NACO has prepared its financial statements in accordance with accounting principles generally accepted in the United States of America. NACO has implemented Governmental Accounting Standards Board (GASB) Statement No. 34, *Basic Financial Statements - and Management's Discussion and Analysis – for State and Local Governments*.

The financial statements have been prepared on the basis of accounting principles generally accepted in the United States of America for governmental entities. Revenues are recorded when earned and expenses are recorded when a liability is incurred, regardless of the timing of related cash flows. Accounting principles generally accepted in the United States of America require management to make estimates and assumptions that affect the reported amounts of assets and liabilities and disclosure of contingent assets and liabilities at the date of the financial statements and the reported amounts of revenues and expenses during the reporting periods. Actual results could differ from those estimates.

Cash & Investments:
For purposes of the cash flow statements, NACO considers highly liquid asset accounts available for current use within three months or less to be cash equivalents. NACO maintains its cash, cash equivalents and investments in a commercial bank and a brokerage institution. All amounts in the commercial bank are insured by the FDIC or collateralized. Amounts at the brokerage firm up to the SPIC insurance limit are insured through SPIC and additional amounts are insured by the broker through an insurance policy.

Investments consist of marketable securities in corporate and governmental securities. Securities are reported at their fair value on the balance sheet. Fair value is determined utilizing the market value of the investments as reflected on the applicable brokerage statements. Net increases and decreases in the fair value are included in the statement of revenues and expenses and changes in net asset balances.

Accounts Receivable:
Accounts receivable represents amounts earned but not received on the performance of the Indigent Accident Fund grant, the Supplemental grant, and other miscellaneous receivables.

Fixed Assets:
Equipment on the books is depreciated over the estimated useful lives of the assets using the straight-line method and the lives assigned to assets range from 5 years to 10 years. The office building cost is depreciated using the straight-line method over a period of 40 years with no salvage value.

AMERICAN OVERSIGHT
NV-DA-20-0615-A-003785

NOTE 1 - SUMMARY OF SIGNIFICANT ACCOUNTING POLICIES (continued)

Compensated Absences:
Compensated absences are recorded when the liabilities are incurred. Accumulated benefits are limited to a set maximum.

Revenues:
Revenues are provided through membership fees, sponsor and conference fees, administration of the state's Indigent Accident Fund and Supplemental Fund, national insurance programs, government grants and investment income. NACO receives federal grants and contracts with a private vendor to administer the grants on behalf of NACO for the benefit of its members.

Federal Income Tax:
NACO is exempt from income taxes under section 501(c)(4) of the Internal Revenue Service Code. Tax returns for the years ending December 31, 2017, 2016 and 2015 are open to audit by the Internal Revenue Service.

NOTE 2- DEPOSITS AND INVESTMENTS

NACO, as allowed, maintains its cash, cash equivalents and investments in a commercial bank and a brokerage institution. Amounts in commercial banks are insured by the FDIC for balances up to $250,000. Amounts at the brokerage firm are insured through SPIC and additional amounts are insured by the broker through an insurance policy.

The carrying amount of NACO's deposits at commercial banks on December 31, 2017 and 2016 was $312,386 and $191,735 respectively and the bank balance was $317, 577 and $248,409. The difference between the carrying amount and bank balance results from outstanding checks and deposits not yet reflected in the bank's records.

Deposits that are greater than the FDIC insurance limit were $67,577 in 2017 and $ 46,258 in 2016. When there are balances in excess of FDIC insurance they are collateralized with securities held by the State Treasurer's agent in the name of the State Treasurer.

Credit risk:
Credit risk is the risk of default on a debt security that may arise from an issuer failing to make required interest or principal payments such that NACO will not be able to recover the full interest and principal value of those investments or securities.

AMERICAN OVERSIGHT

NOTE 2 - DEPOSITS AND INVESTMENTS (continued)

Concentration of Financial Risk:
NACO limits investments in equities of any one issuer to 5% of the total investment portfolio. No more than 20% of the portfolio may be invested in a single industry. NACO limits investments in fixed income securities of any one issuer to 10% of the total portfolio and no security may be purchased that has a maturity date greater than 30 years. The policy does not place a limit on the purchase of U.S. Government and U.S. Government backed securities.

Interest Rate Risk:
Interest rate risk is the risk that changes in interest rates will adversely affect the fair value of an investment. NACO's policy for managing its exposure to fair value losses arising from increasing interest rates is to be invested in a range of 0% to 70% in fixed income securities, 0% -50% in equities and 0% to 100% in cash.

A summary of investments as of December 31, 2017 is as follows:

		Investment Maturities in Years				S&P
	Fair Value	**1 year or less**	**1-5**	**5-10**	**Over 10**	Rating
U.S. Treasuries	$ 56,168	$ -	$ 17,828	$ 38,340	$ -	
U.S. Government & Agencies	11,809	-	11,809	-	-	
U.S. Mortgage-backed securities	124,829	-	26,035	69,574	29,220	
Corporate bonds	211,995	9,054	152,218	50,723	-	AAA to BBB+
Equity securities	193,834	193,834	-	-	-	
Total cash and investments	**$ 598,635**	**$ 202,888**	**$ 207,890**	**$ 158,637**	**$ 29,220**	

A summary of investments as of December 31, 2016 is as follows:

		Investment Maturities in Years				
	Fair Value	**1 year of less**	**1-5**	**5-10**	**Over 10**	
U.S. Treasuries	$ 41,246	$ -	$ 10,029	$ 31,217	$ -	
U.S. Government & Agencies	12,191	$ -	$ 8,249	$ 3,942	$ -	
U.S. Mortgage-backed securities	106,293	$ -	$ 28,068	$ 44,886	$ 33,339	
Corporate bonds	211,837	$ -	$ 148,537	$ 63,300	$ -	AAA to A-
Equity securities	185,463	$ 185,463	$ -	$ -	$ -	
Total cash and investments	**$ 557,030**	**$ 185,463**	**$ 194,883**	**$ 143,345**	**$ 33,339**	

Actual maturities may differ from contractual maturities as some borrowers have the right to call or repay with or without call or prepayment penalties. Investments are reported at fair value by the investment broker as determined by an outside pricing firm.

AMERICAN OVERSIGHT
NV-DA-20-0615-A-003787

NOTE 3 - CAPITAL ASSETS AND DEPRECIATION

Depreciation is taken on the financial statements over the estimated useful lives of the assets using the straight line method. It is believed by management that the useful lives of furniture, equipment and vehicles range from five to ten years with no salvage value. NACO's policy is to capitalize assets costing $1,000 or more. For buildings, the useful life is deemed to be 40 years with no salvage value. When assets are disposed of the cost and related accumulated depreciation are removed from the general ledger and any resulting gain or loss is recognized in operations.

Activity for the years ended December 31 was as follows:

	Useful life	December 31, 2016	Additions	Dispositions	December 31, 2017
Building and improvements	40	$ 538,217	$ -	$ -	$ 538,217
Furniture and equipment	5 – 10	173,614	1,247	-	174,861
Vehicles	5 – 10	32,878	-	-	32,878
Total Assets		744,709	1,247	-	745,956
Accumulated depreciation		(262,001)	(32,127)	-	(294,128)
		$ 482,708	**$ (30,880)**	**$ -**	**$ 451,828**

		December 31, 2015	Additions	Dispositions	December 31, 2016
Buildings	40	$ 538,217	$ -	$ -	$ 538,217
Furniture and equipment	5 – 10	173,614	-	-	173,614
Vehicles	5 – 10	32,878	-	-	32,878
Total Assets		744,709	-	-	744,709
Accumulated depreciation		(227,111)	(34,890)	-	(262,001)
		$ 517,598	**$ (34,890)**	**$ -**	**$ 482,708**

NOTE 4 - RELATED PARTY TRANSACTIONS

Various directors of NACO also serve on the board of the Indigent Accident Fund, an agency who contracts with NACO for claims administration. Revenues of $70,000 in 2017 and $ 60,000 in 2016 from these contracts are identified on the financial statements as Indigent Accident and Supplemental Programs.

Mr. Wayne Carlson, executive director of the Nevada Public Agency Insurance Pool, is authorized to sign checks of NACO in the absence of NACO's executive director with one other NACO authorized signer. NACO contracts with PARMS for bookkeeping services and paid fees of $12,000 in 2017 and 2016. PARMS is solely owned by Mr. Wayne Carlson.

AMERICAN OVERSIGHT

NOTE 5 – LEASES

Copier

In January of 2016 NACO entered into a lease agreement with Sierra Office Solutions for a high-speed copy machine replacing the existing leased machine. The copier lease is classified as an operating lease with minimum monthly payment of $232.53 for 60 months. Minimum lease payments are as follows:

2018	2,790
2019	2,790
2020	2,790
Total	**$ 8,370**

NOTE 6 –DEFINED BENEFIT PENSION COST-SHARING EMPLOYER PLANS

A. General Information about the Pension Plans

Defined Benefit Plan Description – All qualified permanent and probationary employees are eligible to participate in the Board's Employee Pension Plans, cost-sharing multiple employer defined benefit pension plans administered by the Public Employees' Retirement System of Nevada (PERS). Benefit provisions under the Plans are established by State statute and Board resolution. PERS issues publicly available reports that include a full description of the pension plans regarding benefit provisions, assumptions and membership information that can be found on the PERS website.

Benefits Provided – PERS provides service retirement and disability benefits, annual cost of living adjustments and death benefits to plan members, who must be public employees and beneficiaries. Benefits are based on years of credited service, equal to one year of full time employment. For regular members entering the System before January 1, 2010, regular members are eligible for retirement at age 65 with five years of service, at age 60 with 10 years of service, or at any age with thirty years of services. For regular members entering the System on or after January 1, 2010, regular members are eligible for retirement at age 65 with five years of service, or age 62 with 10 years of service, or any age with thirty years of service.

Contributions – The contributions are made in accordance with the required rates established by the Nevada Legislature. These statutory rates are increased/decreased pursuant to NRS 286.421 and 286.450. Funding contributions for the Plans are determined bi- annually on an actuarial basis as of June 30 by PERS. The actuarially determined rate is the estimated amount necessary to finance the costs of benefits earned by employees during the year, with an additional amount to finance any unfunded accrued liability. The Board is required to contribute the difference between the actuarially determined rate and the contribution rate of employees.

AMERICAN OVERSIGHT

NOTE 6 –DEFINED BENEFIT PENSION COST-SHARING EMPLOYER PLAN (continued)
The Plans' provisions and benefits in effect at December 31, 2017 are summarized as follows:

	Prior to	between July 1, 2001	On or after	On or after
Hire date	July 1, 2001	and January 1, 2010	January 1, 2010	July 1, 2015
Benefit formula	2.50%	2.67%	2.50%	2.25%
Benefit vesting option 1	5 years service @65	5 years service @65	5 years service @65	5 years service @65
Benefit vesting option 2	10 years service @60	10 years service @60	10 years service @62	10 years service @62
Benefit vesting option 3	any age with 30 years service	any age with 30 years service	any age with 30 years service	30 years service @55
Benefit payments	monthly for life	monthly for life	monthly for life	monthly for life
Retirement age	50-55	52-67	52-67	52-67
Monthly benefits as a % of eligible	2.50%	2.67%	2.50%	2.25%
Required employer contributions rates	unavailable	unavailable - 21.5%	28%	28%

Contributions – The contributions are made in accordance with the required rates established by the Nevada Legislature. These statutory rates are increased/decreased pursuant to NRS 286.421 and 286.450. Funding contributions for the Plans are determined annually on an actuarial basis as of June 30 by PERS. The actuarially determined rate is the estimated amount necessary to finance the costs of benefits earned by employees during the year, with an additional amount to finance any unfunded accrued liability. The Board is required to contribute the difference between the actuarially determined rate and the contribution rate of employees.

NOTE 6 –DEFINED BENEFIT PENSION COST-SHARING EMPLOYER PLAN (continued)
For the year ended December 31, 2017, the contributions recognized as part of pension expense for the Plan was as follows:

Contributions - employer	$82,556

B. Pension Liabilities, Pension Expenses and Deferred Outflows/Inflows of Resources Related to Pensions

As of June 30, 2017 valuation date, NACO reported net pension liabilities for its proportionate shares of the net pension liability of the Plan as follows:

	Proportionate share of Net pension Liability
Miscellaneous plan	$653,604

AMERICAN OVERSIGHT
NV-DA-20-0615-A-003790

NOTE 6 –DEFINED BENEFIT PENSION COST-SHARING EMPLOYER PLAN (continued)
NACO's net pension liability for the Plan is measured as the proportionate share of the net pension liability. The net pension liability of the Plan is measured as of June 30, 2017, and the total pension liability for the Plan used to calculate the net pension liability was determined by an actuarial valuation as of June 30, 2017 rolled forward to December 31, 2017 using standard update procedures. NACO's proportion of the net pension liability was based on a projection of the NACO's long-term share of contributions to the pension plan relative to the projected contributions of all participating employers, actuarially determined.

The Board's proportionate share of the net pension liability as of June 30, 2016 and 2017 was as follows:

Proportion - June 30, 2016	0.47500%
Proportion - June 30, 2017	0.49100%
Change-Increase (decrease)	0.01600%

For the year ended December 31, 2017, NACO recognized a pension expense of $120,962.

At December 31, 2017, NACO reported deferred outflows of resources and deferred inflows of resources related to pensions from the following sources:

	Deferred Outflows of	Deferred Inflows of Resources
Differences between expected and actual experience	$ -	$ 42,890
Changes in assumptions	43,360	-
Net difference between projected and actual earnings on pension plan investments	(55,184)	-
Changes in proportion and differences between NACO contributions and proportionate share of contributions	161,776	4,240
NACO contributions subsequent to the measurement	41,278	-
Total	$ 191,230	$ 47,130

$41,278 reported as deferred outflows of resources related to contributions to NVPERS subsequent to the measurement date will be recognized as a reduction of the net pension liability in the year ended December 31, 2018.

AMERICAN OVERSIGHT
NV-DA-20-0615-A-003791

NOTE 6 –DEFINED BENEFIT PENSION COST-SHARING EMPLOYER PLAN (continued)
Other amounts reported as deferred outflows of resources and deferred inflows of resources related to pensions will be recognized as pension expense as follows:

Measurement Period Ended June 30:		
2019	$	(11,711)
2020		15,160
2021		3,915
2022		(10,675)
2023		5,520
2024		2,501
Thereafter		-

Actuarial Assumptions – The total pension liabilities in the June 30, 2017 actuarial valuations were determined using the following actuarial assumptions:

	Miscellaneous
Valuation date	June 30, 2017
Measurement date	June 30, 2017
Actuarial Cost Method	Entry -Age Normal Co
Actuarial Assumptions:	
Consumer Price Index	3.50%
Inflation	3.50%
Payroll growth	5.00%
Projected salary increase	4.6-9.75%
Productivity pay increases	0.75%
Investment rate of return	8.00%

The underlying mortality assumptions and all other actuarial assumptions used in the June 30, 2017 valuation were based on the results of the experience review completed in 2017. Further details of the Experience Study can found on the PERS website.

Discount Rate – The discount rate used to measure the total pension liability was 7.5% as of June 30, 2017. The projection of cash flows used to determine the discount rate assumed that employee and employer contributions will be made at the rate specified in statute. Based on that assumption, the pension plan's fiduciary net position at June 30, 2017, was projected to be available to make all projected future benefit payments of current active and inactive employees.

Therefore, the long-term expected rate of return on pension plan investments was applied to all periods of projected benefit payments to determine the total pension liability as of June 30, 2017 and June 30, 2016.

AMERICAN OVERSIGHT
NV-DA-20-0615-A-003792

NOTE 6 –DEFINED BENEFIT PENSION COST-SHARING EMPLOYER PLAN (continued)
The System's Investment Objectives and Policies detail the fund's long-term investment goals, management responsibilities, return/risk expectations, and monitoring requirements. These policies are subject to change at any time by the Board and are reviewed thoroughly at least annually to ensure that they continue to reflect the System's expectations.

Asset allocation is the most significant factor influencing the risk and return of the investment program. Since inception 98% of the System's investment performance is explained by asset allocation. Determination of the fund's long-term asset allocation involves estimating the expected return and risk of major types of investments and blending them into a portfolio which meets the System's risk/return objectives.

To establish an appropriate long-term asset allocation strategy, the Board evaluates expected return and risk for each of the major asset types (stocks, bonds, private markets). These asset classes are then combined in the most efficient manner possible to construct a portfolio that matches the risk and return needs of the fund. By diversifying the System's investments in multiple asset classes the Board is able to reduce the volatility of annual investment earnings. The Board reviews capital market expectations and asset allocation annually. In addition, the Board employs a disciplined rebalancing policy to manage market volatility and to ensure the portfolio's exposures are consistent with the System's long-term asset targets.

Additional information on the discount rate, investment strategy and diversification is available in the PERS CAFR which can be found at www.nvpers.org.

The System's policies which determine the investment portfolio target asset allocation are established by the Board. The asset allocation is reviewed annually and is designed to meet the future risk and return needs of the System.

Asset Class	Target Allocation	Long-Term Geometric Expected Real Rate of Return*
Domestic Equity	42%	5.50%
International Equity	18%	5.75%
Domestic Fixed Income	30%	0.25%
Private Markets	10%	6.80%

*As of June 30, 2017, PERS' long-term inflation assumption was 2.75%

AMERICAN OVERSIGHT
NV-DA-20-0615-A-003793

NOTE 6 –DEFINED BENEFIT PENSION COST-SHARING EMPLOYER PLAN (continued)
S***ensitivity of the Proportionate Share of the Net Pension Liability to Changes in the Discount Rate*** – The following presents the net pension liability of the PERS as of June 30, 2017, calculated using the discount rate of 7.50%, as well as what the PERS net pension liability would be if it were calculated using a discount rate that is 1-percentage-point lower (6.50%) or 1-percentage-point higher (8.50%) than the current discount rate:

	Discount rate -1% (6.5%)	Current Discount Rate (7.5%)	Discount Rate +1% (8.5%)
Misc. Tier1	$987,187	$653,604	$375,493

Additional information supporting the Schedule of Employer Allocations and the Schedule of Pension Amounts by Employer is located in the PERS Comprehensive Annual Financial Report (CAFR) available on the PERS website.

NOTE 7 – DEFERRED COMPENSATION PLAN
NACO offers a defined contribution plan in accordance with IRS code section 457(b) to its employees. Employee contributions are voluntarily and are made on a pre-tax basis. Employer contributions are discretionary and in the current year the organization elected to not make any contributions. Employees contributed $21,850 and $23,400 for 2017 and 2016. NACO Services, a subsidiary of the National Association of Counties, sponsors the deferred compensation program, which is administered by Nationwide Retirement Solutions.

NOTE 8 - INSURANCE
NACO is a member of the Nevada Public Agency Insurance Pool (Pool) and Public Agency Compensation Trust (Pact) which was formed by various Nevada municipalities for the purpose of reducing insurance premiums and providing more stable insurance costs for its members. In the event that claims and expenses exceed net assets of the Pool or Pact, special assessments may be made to their members. Pool provides property and casualty insurance and Pact provides workers compensation coverage.

NOTE 9 – OTHER POST EMPLOYMENT BENEFITS
Plan Description:
NACO contributes to an agent multiple-employer defined benefit postemployment healthcare plan, Public Employees' Benefits Plan (PEBP), for eligible retired employees as per NRS 287.023. The plan provides medical, vision, dental, and life insurance benefits to eligible retired employees. Employees of NACO are not eligible for participation in the Plan, but if an employee qualifies for the Plan based on service years as an employee of the State of Nevada, NACO may be required to contribute toward the costs of providing postemployment benefits. NRS 287.043 assigns the authority to establish and amend benefit provisions to the PEBP nine-member board of trustees.

AMERICAN OVERSIGHT

NOTE 9 – OTHER POST EMPLOYMENT BENEFITS (continued)

Local governments are required to pay their pro-rata cost to provide coverage for persons joining PEBP. Some of NACO's past and current employees may qualify for participation in the plan in the future. As of the date of the Independent Auditors' Report, only one past employee is a participant in the Plan. Complete financial statements for the State Retirees' Health and Welfare Benefits Trust Fund can be obtained from PEBP at 901 South Stewart Street, Carson City, Nevada 89701.

Funding Policy:
PEBP, NRS 287.046 establishes the subsidies to be contributed toward the premium costs of the eligible retired employees. The unsubsidized retiree plan rates varies dependent upon which plan type the retiree chooses and their years of covered employment. The participating plan member's monthly contribution is deducted from their pension checks based on the plan chosen, reduced by the amount of the subsidy; therefore, their contribution amounts are not available.

For the plan year ended December 31, 2017 there is one former employee who receives a subsidy from NACO for their OPEB. As a participating employer, NACO is billed for their portion of the subsidy on a monthly basis and is legally required under NRS 287.023 to provide for it. For fiscal years 2017 and 2016 NACO was billed for $1,460 and $1,449 its share of the subsidy. The contribution requirements of plan members and NACO are established and amended by the PEBP Board of Trustees. Payments will be made annually as calculated by PEBP and expensed when paid.

NOTE 10 –SUBSEQUENT EVENTS

Management has evaluated the activities and transactions subsequent to December 31, 2017 to determine the need for any adjustments to, and disclosure within the financial statements for the year ended December 31, 2017. Management has evaluated subsequent events through July 27, 2018 which is the date the financial statements were available for issue.

AMERICAN OVERSIGHT

SUPPLEMENTAL INFORMATION

AMERICAN OVERSIGHT

NV-DA-20-0615-A-003796

NEVADA ASSOCIATION OF COUNTY COMMISSIONERS
SUPPLEMENTAL INFORMATION – BUDGET TO ACTUAL COMPARISON
December 31, 2017

	Original Budget	Final Budget	Actual	Favorable (Unfavorable) Variance
OPERATING REVENUES:				
Membership dues and conference fees	$ 434,739	$ 434,739	$ 443,677	$ 8,938
Public lands assessment dues	128,168	128,168	128,166	(2)
Indigent accident and supplemental programs	70,000	70,000	70,000	-
National programs and associate sponsors	26,750	26,750	14,922	(11,828)
Interest income	17,753	17,753	209	(17,544)
Total operating revenues	**677,410**	**677,410**	**656,974**	**(20,436)**
OPERATING EXPENSES:				
Salaries and employee benefits	450,080	450,080	338,324	111,756
Pension expense	-	-	120,962	(120,962)
PEBP post retirement benefits	1,452	1,452	1,460	(8)
Building maintenance, repairs & property tax	18,368	18,368	8,977	9,391
Utilities	6,035	6,035	6,035	(0)
Legislative	3,000	3,000	4,850	(1,850)
Membership conference	42,353	42,353	25,100	17,253
Publications and printing	17,810	17,810	8,089	9,721
Office and other operating expense	50,325	50,325	51,891	(1,566)
Staff and representative travel	35,000	35,000	28,786	6,214
Vehicle expenses	3,000	3,000	7,917	(4,917)
Professional fees	25,542	25,542	19,225	6,317
Public land expenses	15,000	15,000	2,925	12,075
Depreciation and amortization	-	-	32,128	(32,128)
Total expenses	**667,965**	**667,965**	**656,669**	**11,296**
Operating income	**9,445**	**9,445**	**305**	**(9,140)**
NON-OPERATING REVENUES				
Increase in non-operating investment income	-	-	34,487	34,487
Total non-operating revenues	**-**	**-**	**34,487**	**34,487**
Net Position	**$ 9,445**	**$ 9,445**	**$ 34,792**	**$ 25,347**

AMERICAN OVERSIGHT

NEVADA ASSOCIATION OF COUNTY COMMISSIONERS
SCHEDULES OF NACO'S PROPORTIONATE SHARE OF THE NET PENSION LIABILITY
Nevada Association of Counties Pension Plan

Last 10 Fiscal Years*

Actuarial Valuation Date	NACO's proportion of the net pension liability (asset)	NACO's proportionate share of the net pension liability (asset)	NACO's covered-employee payroll	NACO's proportionate share of then net pension liability (asset) as a percentage of its covered-employee payroll	Plan fiduciary net position as a percentage of the total pension liability
Miscellaneous First Tier Plan					
6/30/2017	0.49100%	$653,604	$303,568	215.31%	74.5%

* The amounts presented for each fiscal year were determined as of the fiscal year-end

The schedule is presented to illustrate the requirement to show information for 10 years. However, until a full 10-year trend is compiled, only information for those years for which information is available is presented.

AMERICAN OVERSIGHT

NV-DA-20-0615-A-003798

NEVADA ASSOCIATION OF COUNTY COMMISSIONERS
SCHEDULES OF NACO'S CONTRIBUTIONS
Nevada Association of Counties Pension Plan

Last 10 Fiscal Years*

Actuarial Valuation Date	Contractually required contribution	Contributions in relation to the contractually required contribution	Contribution deficiency (excess)	NACO's covered employee payroll	Contribution as a percentage of covered employee payroll
Miscellaneous First Tier Plan					
6/30/2017	$84,999	($84,999)	$0	$303,568	28.00%

* The amounts presented for each fiscal year were determined as of the fiscal year-end

The schedule is presented to illustrate the requirement to show information for 10 years. However, until a full 10-year trend is compiled, only information for those years for which information is available is presented.

AMERICAN OVERSIGHT

The following links and/or pages are support for agenda Item 8

https://www.nvsos.gov/sos/home/showdocument?id=4089 - Referendum Language

https://www.nvsos.gov/sos/home/showdocument?id=4420 – Fiscal Impact Statement

AMERICAN OVERSIGHT

The following links and/or pages are support for agenda Item 10

https://www.leg.state.nv.us/App/InterimCommittee/REL/Document/13138

AMERICAN OVERSIGHT

The following links and/or pages are support for agenda Item 11

https://nvcourts.gov/AOC/Committees_and_Commissions/Evidence/Overview/

AMERICAN OVERSIGHT

The following links and/or pages are support for agenda Item 13b

AMERICAN OVERSIGHT

U.S. Department of the Interior

Interior Reorganization

Share

Frequently Asked Questions about the DOI Reorganization

Regions & Reorganization Rationale

1. Why do you want to reorganize Interior?

Secretary Zinke's vision is to:

- Plan for and modernize the Department for the next 100 years of land and water management, and better coordinate collaborative conservation, recreation, and permitting
- Shift resources to the field; with more focus on local decision-making and less emphasis on Washington, D.C.
- Improve collaboration and coordination across our bureaus, and with other agencies to facilitate better coordination of collaborative conservation, recreation, and permitting
- Empower the field to more easily resolve conflicts and be more responsive to the public on regional resource issues.

2. How and why is Interior changing long-standing regional boundaries?

We followed the philosophy of John Wesley Powell, the second director of the U.S. Geological Survey (1881-1894), in taking a science-based approach looking at watersheds, wildlife corridors, and ecosystems to propose boundaries generally following state lines in these areas. We asked for employee, Tribal, State, and Congressional input on this proposal.

This modernization will result in:

AMERICAN OVERSIGHT

- Reducing bureaucratic barriers to serving the American public.
- Sharing departmental resources more effectively.
- More efficient use of program dollars for mission activities.
- Improving collaboration and coordination among federal, state and local agencies
- Facilitating joint problem-solving and effective decision-making
- Increasing authority, decision-making, responsibility, and resources in the field.

3. The proposed regional boundaries split the Navajo Nation between two regions. How will this impact service delivery to the Navajo Nation?

Tribal consultations are currently in progress to discuss this issue directly with Indian Country. If tribes do not want to participate in the reorganization, then they will not be required to participate.

Job Security and Relocations

4. Will people lose their jobs or be asked to relocate due to the reorganization?

No one will be forced to move. We believe that the reorganization will facilitate inter-bureau coordination, training, and experience and could enhance employees' career development and movement of employees among bureaus.

The Department has absolutely no plans to run a Reduction In Force (RIF).

5. Will the Department use Voluntary Early Retirement Authority (VERA) and Voluntary Separation Incentive Payment (VSIP) to facilitate the reorganization?

To the extent OMB and OPM authorize us to use early outs and buyouts, we may consider doing so.

6. Will bureau headquarters functions be moved as a result of the reorganization?

The FY19 President's Budget included a request for funding to support the migration of bureaus to unified regional boundaries and in some instances to begin shifting some headquarters resources in BLM and FWS west to an as yet unidentified location in order to gradually establish western headquarters for those agencies. In addition, a few more headquarters positions in the Bureau of Reclamation may be moved to Denver, where many of the Bureau's central functions are located already.

AMERICAN OVERSIGHT

Interior Regional Directors (IRDs)

7. IRDs will be put in place to address inter-bureau conflict. What kinds of conflicts are sparking this change?

Overlapping responsibilities and geographic frames of reference often create unnecessary confusion for citizens, businesses, and government. The various bureaus at the Department oversee a broad range of resources and assets, often close or overlapping, many times with conflicting missions. Navigating this complex environment can be unduly difficult and time-consuming for all stakeholders. One goal of the reorganization is to create mechanisms within the Department to streamline communications and decision-making.

8. Bureaus often produce conflicting decisions or recommendations because they serve different missions. How will IRDs resolve this as, ultimately, bureau staff are still accountable to their specific mission? Will front-line supervisors in bureau field offices report to a different superior as a result of the new regional boundaries?

Existing chains of command will stay the same. Conflicts in decision-making will be resolved on a case-by-case basis. IRDs are there to facilitate a problem-solving environment among bureau regional directors to discover the best way to move forward, supporting all bureau missions. IRDs will help facilitate regular and frequent communication and coordination among bureaus.

9. What will be the role and scope of responsibilities for each IRD?

The IRD will coordinate the mission and administrative functions that are common to more than one bureau within the region. The particular responsibilities will likely vary from region to region, as a function of the work of the bureaus within a given region. The IRD will not have line authority or budget authority. They are there to convene, mediate, and help drive progress within the region, as needed. IRDs will also supervise and administer shared services within the region. Bureau directors and assistant secretaries will continue to have authority over national policy, budget, personnel, training, uniforms, workforce planning and related functions, as well as line authority over mission areas that are unique to particular bureaus. IRDs do not change the existing authorities or chains of command within bureaus, since their primary mission is to enhance regional coordination and resolve conflicts.

10. Who will serve as IRDs for these new unified regions?

AMERICAN OVERSIGHT

Existing bureau SES leaders will serve as IRDs on a rotational basis. The current chains of command will stay the same.

How Will Unified Regions Work?

11. How will the bureau regional directors coordinate with their counterparts in other bureaus in the same region?

Bureau regional directors will continue to work with their colleagues in other bureaus following regular procedures. If a conflict arises between bureaus, or if additional support is required to move a project forward, IRDs will be able to assist with coordination, communication and joint decision-making.

12. How will the new regional boundaries affect how employees do their every day jobs in the field? How will the Department ensure that institutional knowledge is preserved and applied appropriately through the reorganization process?

The new regional boundaries should have very little impact on field operations. Employees can expect more leadership support for taking steps to coordinate more closely with other bureaus or other federal agencies. This transition will take place over time. Colleagues you currently work with will still be available for consultation throughout the transition period so that no institutional knowledge is lost.

13. Considering most DOI bureaus have fewer than 12 regions, this would increase the number of SES Regional Directors. Would this require hiring more SES positions?

Currently, not all bureaus have senior leadership in each of the proposed unified regions. During the first year or so of the transition period it is likely that an SES leader from one region could have virtual responsibilities in another region. In the future, the total number of bureau SES leaders could increase so that each region has a senior executive where a bureau has a significant presence.

14. Different regions have different priorities (e.g., invasive species vs. wildland fire prevention, etc.). How will these variations be addressed?

While the President and the Secretary will set national goals for the Department, bureau directors will continue to have the ability to apply and interpret policies and set priorities, based on the local conditions as appropriate, within their regions. The needs of the public will be of

AMERICAN OVERSIGHT

paramount importance. The unified regions will be better suited to address as yet unforeseen issues that will arise in the future.

Shared Services

15. What services will be shared?

We are looking at potentially sharing HR, IT, and procurement. Other activities could be considered for shared services in the future. We will be able to identify specifically which ones as the new unified regions begin working together.

16. How will this impact bureau and office budgets?

We are considering how to coordinate permitting, recreation, and collaborative conservation activities within each region. We are also considering shared services to reduce administrative redundancies by sharing core services across bureaus, which will maximize the use of program dollars for program activities.

17. How will this impact employee access to core services (HR, IT, etc.)

Our goal is to improve efficiency while maintaining or improving service. Employees should experience an increase in service accessibility and quality.

Back to top

AMERICAN OVERSIGHT

For Employees

Regulatory Reform

Stewardship

Tribal Nations

Resources

Cobell / Land Buy-back

Deepwater Horizon

Hurricane Sandy

Open Government Initiative

Strategic Plan

Contact Us

FOIA | OPEN GOVERNMENT | INTEGRITY OF SCIENTIFIC & SCHOLARLY ACTIVITIES | USA.GOV | BUSINESSUSA | WHITE HOUSE | NO FEAR ACT | INSPECTOR GENERAL | AGENCY FINANCIAL REPORT | BUDGET & PERFORMANCE | TRIBAL LEADERS DIRECTORY

DOI Home | Contact Us | Privacy Policy | Disclaimer | Notices | Accessibility | Copyright | Digital Media Guide | Site Map

U.S. Department of the Interior, 1849 C Street NW, Washington, DC 20240. feedback@ios.doi.gov

AMERICAN OVERSIGHT

NV-DA-20-0615-A-003809

12 Unified Regions Based on Watersheds



U.S. Department of the Interior, U.S. Geological Survey
Map date: July 20, 2018

AMERICAN OVERSIGHT

NV-DA-20-0615-A-003810

United States District Court
Northern District of California

UNITED STATES DISTRICT COURT

NORTHERN DISTRICT OF CALIFORNIA

DESERT SURVIVORS, et al.,

Plaintiffs,

v.

US DEPARTMENT OF THE INTERIOR, et al.,

Defendants.

Case No. 16-cv-01165-JCS

REMEDY ORDER

I. INTRODUCTION

In this case, Plaintiffs Desert Survivors, Center for Biological Diversity, WildEarth Guardians, and Western Watersheds Project challenged: 1) the decision of the U.S. Fish and Wildlife Service to withdraw the proposed listing of the Bi-State Sage-Grouse as "threatened" under the Endangered Species Act (the "Withdrawal Decision"); and 2) the Service's "Final Policy on Interpretation of the Phrase 'Significant Portion of its Range' in the Endangered Species Act" (the "SPR Policy"). On May 15, 2018, the Court issued an order granting Plaintiffs' summary judgment motion and denying Defendants' summary judgment motions. In response to the Court's request, the parties have provided briefing on the appropriate remedy in light of the Court's rulings. The Court's ruling on remedies is set forth below.[1]

II. WITHDRAWAL DECISION REMEDY

Judicial review of agency action under the Endangered Species Act is governed by the "arbitrary or capricious" standard set forth in the Administrative Procedures Act ("APA"), which provides that "a reviewing court shall . . . hold unlawful and set aside agency action, findings, and

[1] The parties have consented to the jurisdiction of the undersigned magistrate judge pursuant to 28 U.S.C. § 636(c).

AMERICAN OVERSIGHT

conclusions found to be . . . arbitrary, capricious, an abuse of discretion, or otherwise not in accordance with law." 5 U.S.C. § 706(2)(A). In its summary judgment order, the Court concluded that the Service's Withdrawal Decision was arbitrary and capricious under the APA and unsupported by the record. Therefore, as the parties have agreed, the appropriate remedy is to vacate the Withdrawal Decision and remand with directions to the United States Fish and Wildlife Service ("FWS") to issue a new final listing decision. The parties also agree that the proposed rule to list the Bi-State DPS that was the subject of the Withdrawal Decision should be reinstated. *See Paulsen v. Daniels*, 413 F.3d 999, 1008 (9th Cir. 2005) ("The effect of invalidating an agency rule is to reinstate the rule previously in force."). Finally, the parties have agreed on certain requirements regarding the timing of the actions required of FWS upon remand, which the Court finds to be reasonable.

Therefore, with respect to the Withdrawal Decision, the Court ORDERS as follows:

1) The Withdrawal of the Proposed Rule to List the Bi-State Distinct Population Segment of Greater Sage-Grouse and Designate Critical Habitat ("Withdrawal Decision"), published at 80 Fed. Reg. 22,828 (Apr. 23, 2015), is HEREBY VACATED and set aside;

2) The prior proposal to list the Bi-State Sage-Grouse as a threatened species and to designate critical habitat, published at 78 Fed. Reg. 64,328 (Oct. 28, 2013) ("Proposed Listing"), is HEREBY REINSTATED;

3) Federal Defendants shall provide a new opportunity for public comment on the Proposed Listing and shall prepare and publish in the Federal Register a new and final listing determination on the proposed rule by **October 1, 2019**;

4) If the Federal Defendants make a finding that additional time is needed because there is "substantial disagreement regarding the sufficiency or accuracy of the available data relevant to the determination" and submit that finding to the Court by October 1, 2019, then the time for Federal Defendants to prepare and publish in the Federal Register a final listing determination on the proposed rule shall be extended to April 1, 2020.

AMERICAN OVERSIGHT

NV-DA-20-0615-A-003812

III. SPR POLICY REMEDY

In its summary judgment order, the Court concluded that the definition of "significant" in the SPR Policy is an impermissible interpretation of the "significant portion of its range" language in the Endangered Species Act. The parties agree that some sort of vacatur of the SPR Policy is an appropriate remedy, and both sides agree that any vacatur of the SPR Policy should be limited to the definition of "significant" that the Court found to be impermissible. Defendants, however, contend the Court should limit the vacatur order to the particular geographical region in which Plaintiffs' injury occurred, namely, the District of Nevada and the Eastern District of California, where the Bi-State DPS is found. Plaintiffs contend there should be no such limitation. The Court concludes that Plaintiffs are correct.

As a preliminary matter, the Court notes that in "rare circumstances," an invalid rule may be left in place without vacatur on the basis of equity concerns. *Ctr. for Envtl. Health v. Vilsack*, No. 15-CV-01690-JSC, 2016 WL 3383954, at *10 (N.D. Cal. June 20, 2016) (citing *Pollinator Stewardship Council v. U.S. E.P.A.*, 806 F.3d 520, 532 (9th Cir. 2015) (Courts "leave an invalid rule in place only when equity demands that we do so."")). "To determine whether to make an exception to the usual remedy of vacatur, the Court considers two factors: (1) 'how serious the agency's errors are,' and (2) 'the disruptive consequences of an interim change that may itself be changed.'" *State v. United States Bureau of Land Mgmt.*, 277 F. Supp. 3d 1106, 1125 (N.D. Cal. 2017), appeal dismissed sub nom. *State by & through Becerra v. United States Bureau of Land Mgmt.*, No. 17-17456, 2018 WL 2735410 (9th Cir. Mar. 15, 2018) (citing *Cal. Cmtys. Against Toxics v. Envtl. Prot. Agency*, 688 F.3d 989, 992 (9th Cir. 2012) (quoting *Allied–Signal, Inc. v. U.S. Nuclear Regulatory Comm'n*, 988 F.2d 146, 150–51 (D.C. Cir. 1993)). Defendants do not invoke this exception, however, in support of their request for a geographical limitation on the Court's vacatur order.

Instead, Defendants point to the Ninth Circuit's admonition in *Los Angeles Havens Hospice, Inc. v. Sebelius*, that a remedy should be "no more burdensome . . . than necessary to provide complete relief to the plaintiffs." 638 F.3d 644, 664 (9th Cir. 2011). According to Defendants, because the injury Plaintiffs suffered occurred only in the Bi-State DPS, a remedy that

AMERICAN OVERSIGHT

NV-DA-20-0615-A-003813

extends only to that geographical region is all that is needed or appropriate to afford sufficient relief. They further assert that under *Los Angeles Havens Hospice,* a geographically limited vacatur order is preferable to nationwide vacatur because other courts will have the opportunity to address a difficult issue in different factual contexts, resulting in multiple decisions by various courts of appeals. 638 F.3d at 664.

Defendants also suggest that a geographical limitation is required under *Lujan v. National Wildlife Federation*, 497 U.S. 871, 873 (1990) and the rules governing Article III standing. They point out that in *Center for Biological Diversity v. Jewell* ("*CBD I*"), Case No. 14-2506 (District of Arizona), Judge Marquez amended her order vacating the SPR Policy on the basis that the plaintiffs in that case had established Article III standing only "with respect to the Final Pygmy Owl Finding and the Final SPR Policy as applied in the District of Arizona" and not "to challenge the Final SPR Policy nationwide." Case No. 14-2506, Docket No. 81 (citing *Lujan v. Nat'l Wildife Fed'n*, 497 U.S. 871, 891 (1990)).

The Court is not persuaded that an order partially vacating the SPR Policy – without a geographic limitation – violates the principle set forth in *Los Angeles Havens Hospice* or the rules that govern Article III standing. First, the remedy requested by the plaintiffs in *Los Angeles Havens Hospice* went beyond asking the court to vacate the challenged regulation. In that case, a hospice provider brought a facial challenge to a regulation imposing an aggregate cap on Medicare payments to hospice providers. 638 F.3d at 665. The court found that the hospice provider, which had received an overpayment demand from the Department of Health and Human Services that was based on the hospice cap regulation, had standing to challenge the regulation, both on its face and as applied. *Id.* at 653. It further found that the regulation was inconsistent with the applicable hospice cap statute under which it was promulgated. *Id.* The judgment entered by the district court did "not only invalidate[ ] the 2006 overpayment demand and the hospice cap regulation," however. *Id.* It "also stated that 'HHS is hereby enjoined prospectively from using the current [version of] 42 C.F.R. § 418.309(b)(1) to calculate hospice cap liability for *any* hospice.'" *Id.* (emphasis in original). It was this injunctive relief that the court found to be unduly burdensome, concluding that the district court abused its discretion but stopping short of finding

AMERICAN OVERSIGHT

NV-DA-20-0615-A-003814

that the nationwide injunction was "in excess of its jurisdiction." *Id.* at 661. In reaching this conclusion, the Court of Appeals relied on the district court's own finding that "a nationwide injunction would not be in the public interest because it would significantly disrupt the administration of the Medicare program by inhibiting HHS from enforcing the statutorily mandated hospice cap as to over 3,000 hospice providers, and would create great uncertainty for the government, Medicare contractors, and the hospice providers." *Id.*

In contrast to *Los Angeles Havens Hospice*, Plaintiffs here have not asked for a nationwide injunction. Nor have Defendants pointed to evidence that an order vacating one aspect of the SPR Policy will lead to the sort of disruption that was likely to result from a nationwide injunction in *Los Angeles Havens Hospice*. Indeed, it is not clear that the geographical limitation proposed by Defendants would not itself be a source of confusion given that Plaintiffs have identified a number of species whose habitats include the Eastern District of California and/or the District of Nevada and also other districts where the definition of "significant" under the SPR Policy would remain in effect under Defendants' proposal. Moreover, nothing in *Los Angeles Havens Hospice* suggests that the court would have abused its discretion if it had merely vacated the challenged regulation, as Plaintiffs request here. To the contrary, the court in that case made clear that "[a]n order declaring the hospice cap regulation invalid, enjoining further enforcement against Haven Hospice, and requiring the Secretary to recalculate its liability in conformity with the hospice cap statute, would have afforded the plaintiff complete relief." *Id.*

Further, the Court is not persuaded that the possible benefit of multiple decisions by courts of appeals addressing different fact patterns justifies limiting the scope of the vacatur geographically. The Court found that the SPR Policy is deficient as a *matter of law*, meaning that it cannot be reconciled with any set of facts. Further, to the extent that the Court has found that the definition of "significant" is inconsistent with the Endangered Species Act, any possible benefit that might arise from multiple decisions addressing the lawfulness of the policy is outweighed by the fact that application of the policy could prevent species from being afforded the protection the ESA was intended by Congress to afford them. *See Nw. Envtl. Advocates v. U.S. E.P.A*, No. C 03-05760 SI, 2006 WL 2669042, at *10 (N.D. Cal. Sept. 18, 2006), *aff'd sub nom.*

AMERICAN OVERSIGHT

NV-DA-20-0615-A-003815

Nw. Envtl. Advocates v. U.S. E.P.A., 537 F.3d 1006 (9th Cir. 2008) ("In considering which of the parties' positions most closely approximates the proper remedy in this case, the Court is primarily guided by one factor: the EPA regulation is plainly contrary to the congressional intent embodied in the Clean Water Act.").

The Court also rejects Defendants' argument that the Court should place a geographical limitation on the vacatur of the SPR Policy on the basis of Article III standing. Courts have "made clear that '[w]hen a reviewing court determines that agency regulations are unlawful, the ordinary result is that the rules are vacated—not that their application to the individual petitioners is proscribed.'" *Nat'l Min. Ass'n v. U.S. Army Corps of Engineers*, 145 F.3d 1399, 1409 (D.C. Cir. 1998)(quoting *Harmon v. Thornburgh*, 878 F.2d 484, 495 n. 21 (D.C.Cir.1989)). The court in in *National Mining Association* pointed to the following passage in Justice Blackmun's dissent in *Lujan v. National Wildlife Federation*, 497 U.S. 871, 110 S.Ct. 3177, 111 L.Ed.2d 695 (1990), which "apparently express[ed] the view of all nine Justices on this question:"

> The Administrative Procedure Act permits suit to be brought by any person "adversely affected or aggrieved by agency action." In some cases the "agency action" will consist of a rule of broad applicability; and if the plaintiff prevails, the result is that the rule is invalidated, not simply that the court forbids its application to a particular individual. Under these circumstances a single plaintiff, so long as he is injured by the rule, may obtain "programmatic" relief that affects the rights of parties not before the court. On the other hand, if a generally lawful policy is applied in an illegal manner on a particular occasion, one who is injured is not thereby entitled to challenge other applications of the rule.

145 F.3d at 1409 (quoting *Lujan*, 497 U.S. at 913)(Blackmun, J., dissenting) (citation omitted).

Likewise, the majority in *Lujan* – while finding that there had been no final agency action that had subjected the plaintiff to concrete harm and thus, that the plaintiff's claims were not ripe for review under Article III – recognized that if there *had* been some final agency action that was ripe for review, an individual who was adversely affected by the action could seek a remedy that went beyond the individual's injury. 497 U.S. at 890 n. 2. In particular, Justice Scalia stated:

> If there is in fact some specific order or regulation, applying some particular measure across the board to all individual classification terminations and withdrawal revocations, and if that order or regulation is final, and has become ripe for review in the manner we discuss subsequently in text, it can of course be challenged under the

AMERICAN OVERSIGHT

NV-DA-20-0615-A-003816

> APA by a person adversely affected-and the entire "land withdrawal review program," insofar as the content of that particular action is concerned, would thereby be affected.

Id. The Court found in its summary judgment order that Plaintiffs' challenge to the definition of "significant" under the SPR Policy is ripe for review. Accordingly, *Lujan* supports the conclusion that Plaintiffs have standing under Article III to seek vacatur of the SPR Policy without a geographical limitation.[2]

For these reasons, the Court vacates and sets aside the "significant portion" part of the SPR Policy that it found to be unlawful in its summary judgment order.

IT IS SO ORDERED.

Dated: August 24, 2018

JOSEPH C. SPERO
Chief Magistrate Judge

United States District Court
Northern District of California

[2] The Court respectfully declines to follow the decision in *CBD I* limiting the vacatur order in that case to the District of Arizona. Although the court in *CBD I* cited *Lujan* for the proposition that a regulation is not ripe for review under the APA until there has been some concrete action applying to the claimant's situation, the court did not explain how that language supported the conclusion that the plaintiffs in that case – who *had* been subject to concrete agency action and were bringing a facial challenge to the SPR Policy based on the harm that they suffered from that concrete action – lacked standing to seek vacatur beyond the geographical area where they suffered injury. As discussed above, *Lujan* recognizes that a successful facial challenge to a regulation may result in its invalidation even if that remedy affects nonparties. The Court finds nothing in *Lujan* that suggests that a party who brings a facial challenge based on a concrete injury has standing only as to the geographical area where the injury occurred. The only other case Defendants cite in which vacatur was geographically limited is *Cape Hatteras Access Pres. All. v. U.S. Dep't of Interior*, 344 F. Supp. 2d 108 (D.D.C. 2004). In that case, however, the court limited the scope of the vacatur simply because the parties had agreed to do so and did not discuss any of the issues raised by the parties here as to the scope of the vacatur.

AMERICAN OVERSIGHT
NV-DA-20-0615-A-003817

The following links and/or pages are support for agenda Item 13d

http://www.nvnaco.org/wp-content/uploads/NACO-Combined-Comments-on-ESA-Revisions.pdf

AMERICAN OVERSIGHT

Stephanie M. Klapstein

From: Amanda Evans <aevans@nvnaco.org>
Sent: Friday, December 07, 2018 2:54 PM
To: andelee@aol.com; bshawcroft@churchillda.org; chevalgabor@fs.fed.us; coclerkts@hcnv.us; JWoodbury@carson.org; srye@lyon-county.org; wadunkelberger@fs.fed.us; Bill Brewer; Desire Barnson; Glover, Murph M; Ivory Lyles; Jennifer Crowe; Joe Gloria; Ken Collum; Kurt Englehart; Lee Bonner; Marla McDade Williams; Michael Pelham; Mike Rebaletti; Pam Robinson; Patricia Cafferata; Ross, Lisa; Sheila Anderson; Tim Shannon; Virg Arellano; Wayne Carlson
Subject: NACO Board Meeting Next Week
Attachments: NACO Board Agenda Packet Dec 2018.pdf

Good Afternoon,

As requested the agenda packet for the NACO Board meeting is attached. Have a great weekend.

--
Regards,

Amanda Evans
Office Manager
Nevada Association of Counties
775-883-7863
www.nvnaco.org

AMERICAN OVERSIGHT

NV-DA-20-0615-A-003819

NEVADA ASSOCIATION OF COUNTIES (NACO)

Board of Directors' Meeting
December 14, 2018, 9:30 a.m.
NACO Office
304 S. Minnesota Street
Carson City, NV 89703

AGENDA

Some NACO Board members may attend via video link or phone from other locations. Items on the agenda may be taken out of order. The NACO Board may combine two or more agenda items for consideration. The NACO Board may remove an item from the agenda or delay discussion relating to an item on the agenda at any time.

Call to Order, Roll Call and Pledge of Allegiance

1. Public Comment. Please Limit Comments to 3 Minutes.

2. Approval of Agenda. **For Possible Action**

3. NACO President's Report.

4. NACO Executive Director's Report.

5. Approval of Minutes of the November 14th, 2018 NACO Board of Directors Meeting. **For Possible Action**

6. Approval of NACO's October 2018 Financial Statements and October 31, 2018 Investment Reports. **For Possible Action**

7. Discussion and Approval of NACO's 2019 Budget. **For Possible Action**

8. Approval of NACO Resolution 18-02 Thanking Douglas County for Hosting the 2017 NACO Annual Conference. **For Possible Action**

9. Final Update on NACO's 2018 Annual Conference.

10. Possible Approval of an Annual Conference Performance Bonus for NACO's Office Manager. F**or Possible Action**

11. Nomination of One of Nevada's Two Representatives to the National Association of Counties (NACo) Board to Serve out the Remainder of the Appointment Currently Held by Commissioner Tipton. **For Possible Action**

12. Presentation and Discussion on State Requirements in County Subdivision and Water/Wastewater Infrastructure Approval Processes, Jennifer Carr, Deputy Administrator, Nevada Division of Environmental Protection.

13. Update and Possible Action Regarding Proposed Legislative Measures, Budget Requests, and NACO Priorities for the 2019 Nevada Legislative Session. **For Possible Action**

14. **Update and Possible Action** Regarding Natural Resources and Public Lands and Issues Affecting Counties Including:

    a. NACO Public Lands and Natural Resources Committee Update.
    b. The BLM and USFS Greater Sage Grouse Resource Management Plan Amendments.

AMERICAN OVERSIGHT

c. Discussion on the Contract with Resource Concepts, Inc., to provide Technical Support to Counties on Issues Related to the Greater Sage Grouse Resource Management Plan Amendments.
d. Possible NACO Support for the Request of an Executive Action Related to RS2477 Rights of Way.
e. The U.S. Department of the Navy's DEIS for the Fallon Range Training Complex Modernization.

15. National Association of Counties and Western Interstate Region Board Member Updates.

16. NACO Board Member Updates.

17. Public Comment. Please Limit Comments to 3 Minutes.

Adjournment.

Members of the public who are disabled and require special accommodations or assistance at the meeting are requested to notify NACO in writing at 304 S. Minnesota Street, Carson City, NV 89703, or by calling (775) 883-7863 at least three working days prior to the meeting.

Members of the public can request copies of the supporting material for the meeting by contacting Amanda Evans at (775) 883-7863. Supporting material will be available at the NACO office and on the NACO website at: www.nvnaco.org

This agenda was posted at the following locations:
NACO Office 304 S. Minnesota Street, Carson City, NV 89703
Washoe County Admin. Building 1001 E. Ninth Street, Reno, NV 89520
Elko County Manager's Office 540 Court Street #101, Elko NV 89801
POOL/PACT 201 S. Roop Street, Carson City, NV 89701

AMERICAN OVERSIGHT

The following links and/or pages are support for agenda Item 5

AMERICAN OVERSIGHT

NEVADA ASSOCIATION OF COUNTIES (NACO)

Board of Directors' Meeting
November 14th, 2018
Carson Valley Inn
CV Steak
1627 HWY 395
Minden, NV 89423

UNADOPTED MINUTES

Attendance: President Weekly, President Elect Waits, Vice President French, Western Interstate Region Representative Elko County Commissioner Dahl, Churchill County Commissioner Olsen, Clark County Commissioner Kirkpatrick, Douglas County Commissioner Thaler, Elko County Commissioner Steninger, Esmeralda County Commissioner Bates, Lincoln County Commissioner Higbee, Lyon County Commissioner Hunewill, Mineral County Commissioner Tipton, Nye County Commissioner Wichman, Pershing County Commissioner Shank, Washoe County Commissioner Hartung, White Pine County Commissioner Stork, NACO Fiscal Officer Kalt and NACO Staff (Dagny Stapleton, Vinson Guthreau and Sandra Hoover)

Other Attendance: Churchill County Manager Jim Barbee, Washoe County Commissioner Herman, Lyon County DA Steve Rye, Humboldt County Manager Dave Mendiola, Marla McDaid Williams, Lee Boner - NDOT, Elko County Manager Rob Stokes, Lyon County Commissioner Alt, Norm and Sue Frey

The meeting was called to order at 8:17 a.m.

1. **Public Comment**. None was given.

2. **Approval of Agenda**. The agenda was approved on a motion by Commissioner Tipton with second by Commissioner Hartung.

3. **NACO President's Report**. President Weekly welcomed support from the Association and Counties as Clark County prepares to host the 2019 National Association of Counties (NACo) Annual Conference in July. He noted that the December meeting would be his last as President and wished a blessed Thanksgiving season to the Board.

4. **NACO Executive Director's Report**. Dagny deferred to her report given during the General Membership meeting.

5. **Approval of Minutes of the October 19th, 2018 NACO Board of Directors Meeting**. The minutes were approved on a motion by Commissioner Hartung with second by Commissioner Tipton.

6. **Discussion and Approval of 2019 NACO Board meeting dates**. President Weekly noted that the item was brought back from a prior meeting due to potential conflicts with the legislative session and previously discussed potential meetings in Clark County. Dagny informed the Board that staff had proposed hosting the meeting in Clark County on January 25th, due to Clark County and NACO Board members wishing to discuss potential events and locations for events for the NACo Annual Conference. She noted that the date was the best date due to conflicts with the legislative session and June/July would be to close to the NACo conference. President Elect Waits noted a conflict with the Lander County Commission meeting. Vice President French noted the previous discussion held by the Board regarding the sharing of the plans for the conference, conflicts with the availability of Clark County and NACO staff due to the legislative session, and President Weekly noted that January is their preferred timing to host the meeting. Additional discussion from the Board included having the meeting later in the day and Clark County's planned efforts to encourage registration for the event at the NACo Legislative Conference in March, and the desire to have Nevada's attendee's at the Legislative Conference help advertise the planned tours and events for the Summer Conference. Commissioner Kirkpatrick noted that the County is planning on doing several things differently than at any previous conference and that they are excited to share their plans. Dagny suggested having the

AMERICAN OVERSIGHT

tour of the event locations/and or presentation by Clark about Conference plans begin at 10:00 a.m. and then have the Board meeting begin at 1:00 p.m. The 2019 meeting calendar was approved with Dagny's suggested timing for the January meeting on a motion by Commissioner Tipton with second by Commissioner Higbee. Dagny concluded the item by informing the Board that the approved 2019 NACO Board meeting schedule will be distributed to all Board members.

7. **Approval of the 2018 NACO Honor Roll and NACO Participatory Democracy Awards**. The award recipients were unanimously approved on a motion by Commissioner Tipton with second by Commissioner Wichman.

8. **Discussion and Possible Action Regarding the BLM Greater Sage Grouse Resource Management Plan Amendment and Final EIS**. Sandy informed the Board that the BLM had delayed the publication of the FEIS in order to facilitate continued discussion with the Governors of the affected states, noting that when the document is published there will be a 30-day protest period. Sandy stated that 70-80% of the items requested by the Association had been incorporated in the draft document but there are still issues outstanding that could be worthy of protesting in the final document. Those issues include land disposal and mitigation. She informed the Board that when the document is published a meeting would be held with the Governor's office regarding the State's intentions going forward, but requested, at the direction of the Public Lands and Natural Resources Committee, permission from the Board for the Committee to meet and make a final determination on whether to protest due to the short timeframe of the protest period. Commissioner Wichman moved to allow the Committee to make the determination and the motion was passed on a second by Commissioner Kirkpatrick.

9. **National Association of Counties and Western Interstate Region Board Member Updates**. Commissioner Kirkpatrick informed the Board that she had attended the recent NACo Board meeting and that there was a focus on rural economic development. She reported that she left the meeting with several takeaways and action plans and that Nevada is participating on every level. Commissioner Tipton noted that the NACo Board's next meeting would be on December 7th & 8th in San Diego and that President Weekly would be attending the meeting in her place. Dagny noted that Commissioner Tipton is terming out and that the Board would need to appoint her replacement to the NACo Board of Directors at their December meeting. Commissioner Dahl informed the Board that discussions at the last WIR meeting included PILT and SRS funding. He noted that the group decided to focus primarily on the issue of wildfire and how the epidemic is going to be addressed and additional discussion was held regarding RS2477 roads. Commissioner Hartung inquired as to fuels management programs and the differences in the state's topography. Commissioner Dahl noted that discussions included utilizing updated AUM levels to allow for targeted grazing and Vice President French noted that noxious weed issues and flash fuels are major issues. He also referenced a discussion held with Congressman Amodei regarding the issue and FEMA's role in wildfire management. Commissioner Wichman noted that the reauthorization of SRS is imperative for funding projects to address invasive weeds, creating fire breaks and partnering on Sage Grouse initiatives. Commissioner Olsen noted that timing for restoration following a wildfire is an important issue, specifically regarding re-vegetation that must be completed in the Fall to be effective. Vice President French echoed the timing issue brought up by Commissioner Olsen and also noted the need to end the practice of fire borrowing.

10. **NACO Board Member Updates**. Updates were given by members of the Board on activities within their respective counties.

11. **Public Comment.** Commissioner Higbee offered the assistance of Lincoln County to Clark County as they prepare to host the NACo Annual Conference.

Adjournment.

DRAFT

AMERICAN OVERSIGHT

The following links and/or pages are support for agenda Item 6

AMERICAN OVERSIGHT

Nevada Association of Counties
Balance Sheet
October 31, 2018

ASSETS			
Current Assets			
Cash - Bank of America	$	353,452.95	
Money Market		110,683.95	
PayPal Cash Account		19,204.75	
Investments Cash Equivalents		3,261.70	
Investments Cash Equivalents		12,015.83	
Accounts Receivable		9,120.74	
Prepaid Expenses		2,840.02	
Total Current Assets			510,579.94
Property and Equipment			
Office Equipment		174,359.50	
Building		447,906.18	
Land		131,000.00	
Building Improvements		90,311.78	
Fixed Assets - Vehicle		32,878.25	
Accumulated Depreciation		(294,128.29)	
Total Property and Equipment			582,327.42
Other Assets			
Investments - RJ Equity		173,980.08	
Investments - RJ Securities		418,506.88	
DEFFERRED OUTFLOWS		191,230.00	
Total Other Assets			783,716.96
Total Assets			$ 1,876,624.32
LIABILITIES AND CAPITAL			
Current Liabilities			
Accrued Payroll Benefits	$	7,907.00	
Deferred Income		30,000.00	
PERS Pension Liability		653,604.00	
DEFERRED INFLOWS		47,130.00	
Total Current Liabilities			738,641.00
Long-Term Liabilities			
Total Long-Term Liabilities			0.00
Total Liabilities			738,641.00
Capital			
Retained Earnings		920,476.14	
Net Income		217,507.18	
Total Capital			1,137,983.32
Total Liabilities & Capital			$ 1,876,624.32

AMERICAN OVERSIGHT

Nevada Association of Counties
Income Statement/Budget
For the Ten Months Ending October 31, 2018

	Current Month	Year to Date	Budget	Y-T-D % Budget
Revenues				
Membership Dues	0.00	352,846.00	352,846.00	100.0%
Public Lands Assessment Dues	0.00	130,923.00	130,924.00	100.0%
Conference Revenues	27,225.00	67,321.90	88,192.00	76.3%
IAF/Supplemental Funds	40,000.00	70,000.00	70,000.00	100.0%
Interest Income	1,154.45	13,924.59	15,000.00	92.8%
National Programs	0.00	16,752.98	11,000.00	152.3%
Associate Memberships	0.00	18,750.00	16,520.00	113.5%
Unrealized Gain/(Loss)-Investments	(12,367.66)	(18,110.08)	0.00	
RCI/Greater Sage Grouse Cont.	0.00	44,444.40	0.00	
Total Revenues	**56,011.79**	**696,852.79**	**684,482.00**	**101.8%**
Expenses				
Salaries	23,334.56	233,962.79	305,857.00	76.5%
Retirement: PERS	6,533.68	59,333.31	85,640.00	69.3%
Employee Health Insurance/Life	8,318.96	27,118.61	39,366.00	68.9%
FICA, ESD, and Medicare Expense	357.68	4,578.36	5,500.00	83.2%
Audit	0.00	8,125.00	8,400.00	96.7%
Board Meetings	1,020.89	7,363.89	10,000.00	73.6%
Conference Expenses	267.69	7,003.08	45,000.00	15.6%
Donations/Sponsorships	0.00	37.50	1,500.00	2.5%
Equipmnet Lease & Maintenance	378.70	6,306.80	7,522.00	83.8%
Equipment Purchases	144.39	3,670.83	4,500.00	81.6%
County Leadership Institute	0.00	1,800.00	2,200.00	81.8%
Internet Service	399.00	2,452.40	0.00	
Legislative Expense	0.00	50.00	3,000.00	1.7%
Liability & Auto Insurance	611.25	4,195.57	5,040.00	83.2%
Office Supplies	285.66	2,039.16	3,500.00	58.3%
Postage	0.00	270.19	500.00	54.0%
Printing	0.00	219.78	1,000.00	22.0%
Professional Fees	3,254.88	15,768.46	17,142.00	92.0%
PEHB Liability	120.66	1,217.04	1,552.00	78.4%
Building Operating Expenses	1,466.39	14,308.86	18,403.00	77.8%
Building Capital Projects	0.00	0.00	6,000.00	0.0%
Publications, Dues, Registrations	430.95	6,653.15	7,743.00	85.9%
Telephone	509.40	6,260.85	13,200.00	47.4%
Video-Conferencing Host & Warranty	511.50	5,115.00	9,528.00	53.7%
Staff Travel	255.30	15,269.89	20,000.00	76.3%
Representative Travel	823.60	10,883.58	15,000.00	72.6%
RCI/Greater Sage Grouse Cont.	2,389.59	23,561.60	50,000.00	47.1%
Special Studies/Litigation	0.00	1,794.85	15,000.00	12.0%
Vehicle Registration Maintenance	467.44	811.86	3,000.00	27.1%
WIR Dues	0.00	9,173.20	9,991.00	91.8%
Total Expenses	**51,882.17**	**479,345.61**	**715,084.00**	**67.0%**
Net Income	**4,129.62**	**217,507.18**	**(30,602.00)**	

AMERICAN OVERSIGHT

AMERICAN OVERSIGHT

WOODS CAPITAL PARTNERS | RAYMOND JAMES®

September 28 to October 31, 2018

Nevada Assoc Of Counties Account Summary

Account No. [redacted] **Closing Value $177,241.78**

NEVADA ASSOC OF COUNTIES (NACO)
EAM EQINC
304 S MINNESOTA ST
CARSON CITY NV 89703-4270046

JOE WOODS II
Raymond James Financial Services, Inc.
RAYMOND JAMES FINANCIAL SVCS. | 1011 C AVENUE | CORONADO, CA 92118 | (619) 435-1693
RaymondJames.com/SanDiego | Joe.Woods@RaymondJames.com

Raymond James Client Services | 800-647-SERV (7378)
Monday - Friday 8 a.m. to 9 p.m. ET
Online Account Access | raymondjames.com/clientaccess

Investment Objectives

Primary: Growth with a medium risk tolerance and a time horizon exceeding 10 years.

Activity

		This Statement		Year to Date
Beginning Balance	$	213,318.54	$	199,740.80
Deposits	$	0.00	$	0.00
Income	$	475.98	$	4,695.49
Withdrawals	$	(27,213.61)	$	(27,213.61)
Expenses	$	(1,095.95)	$	(4,100.09)
Change in Value	$	(8,243.18)	$	4,119.19
Ending Balance	$	177,241.78	$	177,241.78
Investment Results	$	(7,767.20)	$	8,814.68

Time-Weighted Performance

See Understanding Your Statement for important information about these calculations.

Performance Inception 08/26/96	YTD	2017	2016
	1.70%	18.71%	11.49%

Value Over Time

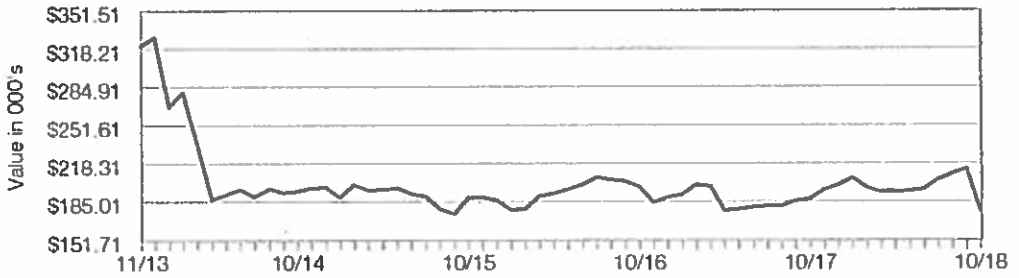

Asset Allocation Analysis

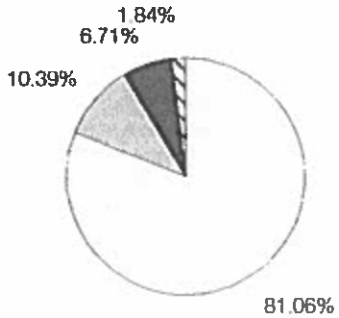

		Value	Percentage
US Equities	$	143,664.57	81.06%
Non-US Equities	$	18,421.36	10.39%
Fixed Income	$	-	-
Real Estate & Tangibles	$	11,894.15	6.71%
Alternative Investments	$	-	-
Non-classified	$	-	-
Cash & Cash Alternatives	$	3,261.70	1.84%

Morningstar asset allocation information is as of 10/31/2018 (mutual funds & annuities) and 10/17/2018 (529s).

Account carried by Raymond James & Associates Inc.
Member New York Stock Exchange/SIPC
008292 R ICP4702 030744

NV-DA-20-0615-A-003828

AMERICAN OVERSIGHT

WOODS CAPITAL PARTNERS | RAYMOND JAMES®

September 28 to October 31, 2018

Nevada Assoc Of Counties Account Summary

0004276 04 MB 1 332 04 TR 00071 RJCP4T02 000000

NEVADA ASSOC OF COUNTIES (NACO)
EAM HQTAX
304 S MINNESOTA ST
CARSON CITY NV 89703-4270046

Account No.: [redacted] **Closing Value $430,522.71**

JOE WOODS II
Raymond James Financial Services, Inc.
RAYMOND JAMES FINANCIAL SVCS. | 1011 C AVENUE | CORONADO, CA 92118 | (619) 435-1693
RaymondJames.com/SanDiego | Joe.Woods@RaymondJames.com

Raymond James Client Services | 800-647-SERV (7378)
Monday - Friday 8 a.m. to 9 p.m. ET
Online Account Access | raymondjames.com/clientaccess

Investment Objectives

Primary: Income with a medium risk tolerance and a time horizon exceeding 10 years.

Activity

		This Statement		Year to Date
Beginning Balance	$	**405,678.99**	$	**412,410.29**
Deposits	$	27,213.61	$	27,213.61
Income	$	658.64	$	9,027.99
Withdrawals	$	0.00	$	0.00
Expenses	$	(1,278.12)	$	(5,098.69)
Change in Value	$	(1,750.41)	$	(13,030.49)
Ending Balance	$	**430,522.71**	$	**430,522.71**
Investment Results	$	(1,091.77)	$	(4,002.50)

Time-Weighted Performance

See Understanding Your Statement for important information about these calculations.

Performance Inception	YTD	2017	2016
08/24/96	(2.13)%	0.58%	0.42%

Value Over Time

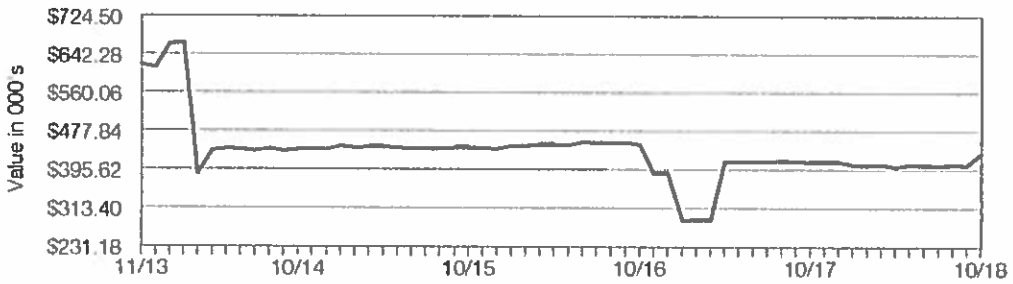

Asset Allocation Analysis

		Value	Percentage
US Equities	$	-	-
Non-US Equities	$	-	-
Fixed Income	$	418,506.88	97.21%
Real Estate & Tangibles	$	-	-
Alternative Investments	$	-	-
Non-classified	$	-	-
Cash & Cash Alternatives	$	12,015.83	2.79%



Morningstar asset allocation information is as of 10/31/2018 (mutual funds & annuities) and 10/17/2018 (529s).

DOI-BLM-2020-0615-A-003829

Account carried by Raymond James & Associates Inc
Member New York Stock Exchange/SIPC

The following links and/or pages are support for agenda Item 7

AMERICAN OVERSIGHT

Proposed 2019 NACO Budget - Approved by the NACO Board

//18

BEGINNING NET POSITION $ 889,872

REVENUES

Membership Dues	$361,491
Public Lands Assessment Dues	$134,936
Associate Membership	$18,000
Conference Revenue	$35,395
IAF/Supplemental Contract	$70,000
Interest & Investment Income	$15,000
Transfers from Investments	$0
National Programs	$17,000
Projected Total Revenues	**$651,822**
Total Available Resources	$1,541,694

EXPENSES

Staff Salaries	$309,419
Benefits	
PERS	$86,637
Health/Dental/Vision/Life Insurance	$39,366
Workers Comp/FICA	$6,000
Audit	$8,500
Board Meetings	$7,500
Conference Expenses	$35,000
Donations/Sponsorships	$1,500
Equipment Lease/Maintenance/IT Support	$8,500
Equipment Purchases	$4,500
County Leadership Institute	$2,200
Internet Service	$4,788
Legislative Expenses	$5,000
Liability & Auto Insurance	$5,500
Office Supplies	$3,500
Postage	$500
Printing	$750
Professional Services	$18,388
PEHB Liability	$1,552
Building Operating Expenses	$18,403
Building Capital Projects	$26,000
Publications/Dues/Registration Fees	$7,743
Telephone	$7,000
Video-Conferencing Hosting	$6,649
Staff Travel	$20,000
Representative Travel	$17,000
Special Studies & Litigation	$15,000
Vehicle Registration Maintenance	$3,000
WIR Dues	$9,991
Projected Total Expenses	**$679,886**
Net Income (Loss)	-$28,064
Estimated Net Position	$861,808

AMERICAN OVERSIGHT

2019 BUDGET DESCRIPTION

NACO REVENUES

MEMBERSHIP DUES: The 2019 NACO dues for all counties are calculated to be a total of $361,491. The 2018 dues were $352,846. The NACO Dues Schedule was developed to recognize the various unique characteristics of each county, while at the same time providing a systematic method of assessment that considers the changes occurring yearly in our member county revenues. As such, the 2019 dues are based upon the FY 17 audited S-1 revenues for each county and the 2017 certified population figures. The 2019 dues, including the public lands assessment dues, for the majority of counties increased by less than $2,500

PUBLIC LANDS ASSESSMENT DUES: This revenue calculation is based on the equivalent of a percentage, as determined by the Board of up to .5%, of the most recent federal Payment in Lieu of Taxes (PILT) payment made to each county. The proposed Assessment for 2019 is based on 0.5% and is a total of $134,936. This assessment pays for the expense of expanded NACO support for counties on natural resources-related issues.

ASSOCIATE MEMBERSHIPS: $18,000 is anticipated as revenue from Associate Memberships in 2019. The 2018 actual is $18,750, an increase of $3,750 over 2017.

CONFERENCE REVENUE: Conference revenue for 2019 is projected to be $35,395, approximately $45,000 less than will be realized in 2018. This reduction is due to a projected decrease in sponsorships for 2019 only, as well as the NACO Board's approval of a shorter conference for 2019 resulting in lower registration fees.

INDIGENT ACCIDENT FUND/ SUPPLEMENTAL FUND: $70,000 is budgeted by NACO for administration of the Indigent Accident Fund, this amount was increased by $10,000 during the 2017 Legislative Session. The current contract extends through June 2019.

INTEREST INCOME: $15,000 has been budgeted for investments that are managed by Raymond James Financial Advisors, which is the same amount as 2018. Income for 2018 is projected to be approximately $16,500; however, because this amount can fluctuate, the projected revenue for 2019 is $15,000.

TRANSFER FROM INVESTMENTS: In past years transfers from investments have been made for large capital improvements, as approved by the NACO Board. The projected amount to be transferred in 2019 is 0.

NATIONAL PROGRAMS: Through agreements entered into by the Board, the Association receives revenue from NACo for marketing the U.S. Communities Program, Nationwide Retirement Services (deferred compensation) and the Caremark Discount Prescription Card Program. The Association also receives royalties based on county participation in the U.S. Communities Program and Nationwide Retirement Services as well as constituent use of the Caremark Discount Prescription Card. We anticipate receiving $17,000 in revenue for participation in these national programs, an increase from 2018 of $6,000. NACO can generate additional revenue as well as savings for counties by increasing the use of the national programs.

DRAFT

AMERICAN OVERSIGHT

NACO EXPENSES

STAFF SALARIES AND BENEFITS: The 2019 budget calls for continuing with a full-time NACO staff of four: Executive Director, Deputy Director, Office Manager and Natural Resources Manager. Salaries for NACO employees are $309,419 which includes a 2% cost of living increase (COLA) for all employees effective January 1, 2019. The total cost of staff salaries is still less than the budgeted amount for 2017, due to staff turnover; and all projected staff salaries for 2019 are within the salary ranges for those positions. All employees are members of the employer funded Public Employees Retirement System. The PERS contribution rate is currently 28.00%. NACO employees are also provided life insurance, health, dental and vision insurance. The 2019 budget reflects no additional increases in health insurance costs as the budgeted amount for health insurance in 2018 included a significant increase which was not realized.

WORKER'S COMP/FICA: The Workers' Compensation is provided under the Public Agency Insurance Pool. The 2019 budget amount is $6,000. The budgeted amount for 2018 was $5,500, but actual cost will be approximately $5,800.

AUDIT: $8,500 is budgeted for our independent auditor, Michael Bertrand, to conduct the 2018 NACO Audit. The actual amount for 2017 was $7,225 and for 2018 was $8,125.

BOARD MEETINGS: $7,500 is allocated for expenses related to 2019 Board meetings, which includes expenses for staff to travel if the Board decides to hold any Board meetings remotely, as well as costs for 1-2 annual Board gatherings. This amount is $2,500 less than was budgeted in 2018.

CONFERENCE EXPENSE: $35,000 is allocated for the 2019 NACO Annual Conference which will be an abbreviated, 1-2 day conference, location TBD. The amount allocated in 2018 was $45,000, though NACO staff has worked to realize substantial savings at the 2018 venue, as a result, final expenses should include a savings of approximately $10,000.

DONATIONS/SPONSORSHIPS: $1,500 is being proposed for donations during 2019 to support other groups affiliated with the mission of NACO. This is the same as last year.

EQUIPMENT LEASES, MAINTENANCE, AND IT SUPPORT: $8,500 is allocated for office equipment leases, maintenance and IT support. This figure represents the lease of a copier, scanner and fax machine, as well as maintenance costs for equipment. This figure also includes costs for IT support as well as support for the NACO website. There is an 11% increase to this budget item which represents slight increases for both equipment leases and IT support.

EQUIPMENT PURCHASES AND SYSTEM MAINTENANCE: $4,500 is allocated for computer and other office equipment. This is the same amount that was budgeted for in 2017 and 2018.

COUNTY LEADERSHIP INSTITUTE: $2,200 is allocated in 2019 to support attendance for one participant in the National Association of Counties Leadership Institute training program. This is the same amount that was requested in 2018.

INTERNET SERVICE: The cost for internet service for the NACO offices and NACO Conference room in 2019 is projected to be $4,788.

LEGISLATIVE EXPENSES: $5,000 is requested for legislative expenses during 2019 to support active dialogue with members of the legislature and lobbying team efforts on behalf of the membership. Dating back to 2015 the amount that was budgeted was $3,000. The proposed increase reflects rising costs for both the joint NACO and League of Cities Legislative Reception, as well as travel to conduct outreach to legislators.

LIABILITY AND AUTO INSURANCE: NACO is a member of the Nevada Public Agency Insurance Pool. $5,500 is allocated for general liability for the office and NACO vehicle, an increase of $460.

DRAFT
AMERICAN OVERSIGHT
NV-DA-20-0615-A-003833

OFFICE SUPPLIES: $3,500 is allocated for office supplies, which is the same amount budgeted for 2017 and 2018.

POSTAGE: $500 is allocated for postage, which is the same amount budgeted for 2018 and less than the approved budget amount for 2017.

PRINTING: $750 is allocated for general printing a 25% decrease from 2018.

PROFESSIONAL SERVICES: $18,388 has been allocated to pay for professional services during the year. This includes payroll processing and bookkeeping services. The amount budgeted in 2018 was $17,142.

PEHB LIABILITY: $1,552 has been budgeted for the prorated subsidy for a former NACO employee who has retired from the State and is currently receiving Public Employee's Health Benefits. This is the same amount as last year.

BUILDING OPERATING EXPENSES: $18,403 is budgeted for taxes, utilities, landscaping/snow removal, janitorial services, and minor maintenance and repair. This is the same amount budgeted in 2017 and 2018.

BUILDING CAPITAL IMPROVEMENT PROGRAM: $6,000 is budgeted for minor improvements and repairs such as painting, window glazing, roof repairs etc. and is the same as last year, and an additional $20,000 is being requested to replace the roof on the NACO building. Current estimates for the roof repair are between $16,000 and $20,000. Total budgeted amount is $26,000.

PUBLICATIONS/DUES/REGISTRATION FEES: $7,743 is allocated for newspapers and magazine subscriptions, membership dues in other organizations and registration fees to outside conferences and meetings. This is the same amount budgeted for 2018.

TELEPHONE: $7,000 is allocated for telephone expenses including office phones, NACO conference line and cell phones for NACO staff. In 2018 $13,200 was budgeted for this item; however, that included internet expenses. In 2018 NACO acquired new, updated, internet service, the cost for which is now shown under a separate budget item. The budgeted amount for "Internet Service" for 2019 is $4,788.

VIDEO-CONFERENCE HOSTING: $6,649 is budgeted for the operation and maintenance of NACO's video-conferencing system, which includes hosting and some technical support. This is a 30% reduction from 2018 due to the fact that NACO is no longer paying for the system warranty and the University of Nevada Cooperative Extension program has begun assisting NACO with technical support for the hardware.

STAFF TRAVEL: $20,000 is allocated for NACO staff travel for 2018, the same as 2017. This includes travel to the NACo Legislative Conference, the NACo Annual Conference, the annual NCCAE meeting, and any other travel that may be required of the NACO staff in the course of carrying out the mission of NACO, including visiting and serving our membership on site.

REPRESENTATIVE TRAVEL: $17,000 is allocated for the NACO President, NACo and WIR Board members and other NACO Board members for travel pursuant to NACO's travel policy. This is an increase of $2,000 from 2017 and 2018.

SPECIAL STUDIES AND LITIGATION: $15,000 is allocated for special studies including but not limited to technical studies related to legislative issues and legal research and litigation.

VEHICLE MAINTENANCE: $3,000 is budgeted for 2019, the same as 2017 and 2018.

W.I.R. DUES: $9,991 is budgeted for WIR annual dues for 2019.

AMERICAN OVERSIGHT

DRAFT 2019 NACO Dues Schedule With 0.5% PILT ASSESSMENT

County	*Revenue Component* FY 17 Audited Revenues	Base Assessment	*Population Component* (1) 2017 Certified Population	Per Capita Assessment	Population Assessment	*PILT Component* 2018 County PILT Payment	Public Lands Assessment (0.5%)	2019 Dues (2)	2018 Dues	Change
Carson City	$98,498,477	$21,500	55,438	0.06	$3,326	$115,857	$579	$25,406	$25,356	$50
Churchill	$28,793,284	$13,000	25,387	0.08	$2,031	$2,298,812	$11,494	$26,525	$26,325	$200
Clark	$3,139,228,155	$24,500	2,193,818	0.03	$65,815	$3,634,555	$18,173	$108,487	$106,775	$1,712
Douglas	$81,834,658	$21,500	48,300	0.08	$3,864	$694,254	$3,471	$28,835	$28,715	$120
Elko	$51,942,681	$18,000	53,287	0.06	$3,197	$3,533,219	$17,666	$38,863	$36,538	$2,325
Esmeralda	$5,680,862	$6,500	970	0.15	$146	$144,021	$720	$7,366	$7,385	-$19
Eureka	$20,547,383	$13,000	1,932	0.15	$290	$349,478	$1,747	$15,037	$12,595	$2,442
Humboldt	$27,477,605	$13,000	16,978	0.1	$1,698	$1,802,609	$9,013	$23,711	$23,517	$194
Lander	$37,299,193	$15,500	6,200	0.12	$744	$1,024,407	$5,122	$21,366	$18,770	$2,596
Lincoln	$10,877,191	$8,500	5,170	0.12	$620	$911,526	$4,558	$13,678	$13,573	$105
Lyon	$45,823,059	$15,500	54,657	0.06	$3,279	$2,313,628	$11,568	$30,348	$29,459	$889
Mineral	$9,268,632	$6,500	4,674	0.15	$701	$781,024	$3,905	$11,106	$10,759	$347
Nye	$54,770,534	$18,000	46,390	0.08	$3,711	$3,326,751	$16,634	$38,345	$37,428	$917
Pershing	$12,403,466	$8,500	6,743	0.12	$809	$1,112,319	$5,562	$14,871	$14,816	$55
Storey	$18,807,981	$10,500	4,084	0.15	$613	$39,172	$196	$11,308	$11,298	$10
Washoe	$463,158,161	$24,500	451,923	0.04	$18,077	$3,629,747	$18,149	$60,726	$60,168	$558
White Pine	$25,292,012	$13,000	10,705	0.1	$1,071	$1,275,787	$6,379	$20,449	$20,292	$157
Total		**$251,500**	2,986,656		**$109,991**	$26,987,166	**$134,936**	**$496,427**	$483,769	$12,658

AMERICAN OVERSIGHT

The following links and/or pages are support for agenda Item 8

AMERICAN OVERSIGHT

Resolution 18- 02
of the Nevada Association of Counties

A RESOLUTION THANKING DOUGLAS COUNTY FOR HOSTING NACO'S 2018 ANNUAL CONFERENCE

WHEREAS, NACO holds an annual conference to provide its members with an opportunity to receive training and information on relevant issues, as well as to network with county officials and private sector partners from across Nevada, and

WHEREAS, the 2018 Annual Conference, provided an outstanding educational, and social experience, and demonstrated the commitment of Douglas County to furthering the goals of NACO, and

WHEREAS, the 2018 Annual Conference was very well attended, with over 200 participants including representatives from 16 of Nevada's counties, and

WHEREAS, Douglas County staff and Commissioners assisted in planning the Conference and also provided invaluable help during the Conference, and

WHEREAS, the hospitality and effort of the Commissioners and staff of Douglas County was the key to a successful 2018 Annual Conference, and

WHEREAS, NACO recognizes the importance of Douglas County and the contributions they make to our State.

THEREFORE, BE IT RESOLVED, that the Nevada Association of Counties Board of Directors, on behalf of all Nevada Counties, extends its sincere appreciation and thanks to the Commissioners and staff of Douglas County for hosting a truly outstanding Annual Conference; and

THEREFORE, BE IT FURTHER RESOLVED, that a copy of this resolution be transmitted to the Board of County Commissioners of Douglas County.

Passed, Approved and Adopted this 14th day of December, 2018 by the Board of Directors of the Nevada Association of Counties.

Attest:

Lawrence Weekly
President

Dagny Stapleton
Executive Director

AMERICAN OVERSIGHT

The following links and/or pages are support for agenda Item 9

AMERICAN OVERSIGHT

2018 Final Annual Conference Financial Breakdown

Expenses

Description	Budgeted	Actual	Notes
Keynote Speaker	$ 5,000.00	$ 5,500.00	
Venue	$ 9,850.00	$ 1,000.00	
Meals	$ 20,000.00	$ 17,255.45	
Printing (signs/program)	$ 3,000.00	$ 1,285.64	
Awards & Gifts	$ 700.00	$ 2,225.46	Includes outgoing commissioner gifts that will last for several cycles
Misc. Supplies	$ 750.00	$ 496.53	
Travel	$ 2,000.00	$ 994.71	Inc. rooms for guests as approved.
Color Guard	$ 500.00	$ 500.00	DHS JROTC
Choir	$ 500.00	$ -	Donated by Anthem singer
President's Reception	$ 2,000.00	$ 1,703.27	Drink tickets & DJ
Registration Collection Fees	$ 700.00	$ 482.00	
Subtotal	$ 45,000.00	$ 31,443.06	

Income

Description	Budgeted	Actual	Notes
Sponsors	$ 54,500.00	$ 53,500.00	
President's Reception Drink Ticket Sponsor	$ 1,000.00	$ 1,000.00	Manhard Consulting Engineers
Attendee Pre-Registration	$ 30,000.00	$ 30,650.00	
Attendee On-Site Registration	$ 1,000.00	$ 1,050.00	
Silent Auction	$ 1,500.00	$ 2,140.00	
Subtotal	$ 88,000.00	$ 88,340.00	

Final Financial Summary

Description	Budgeted	Actual	Notes
Expenses	$ 45,000.00	$ 31,443.06	
Income	$ 88,000.00	$ 88,340.00	
Final Conference Income	$ 43,000.00	$ 56,896.94	241 total registrants (inc. sponsors & speakers), 223 checked in.

AMERICAN OVERSIGHT

The following links and/or pages are support for agenda Item 13

Nevada Legislative Website, Bills Filed - https://www.leg.state.nv.us/Session/80th2019/Reports/

US Marshalls Survey - http://www.nvnaco.org/wp-content/uploads/WhitePineMarshallsElySurvey-1.pdf

AMERICAN OVERSIGHT

RESOLUTION

* *

WHEREAS, the District Judges of the Seventh Judicial District of Nevada, in and for the Counties of Eureka, Lincoln and White Pine are charged with presiding over litigation, both civil and criminal, arising out of Ely State Prison; and

WHEREAS, Ely State Prison is the designated maximum security prison for the State of Nevada where the most violent, dangerous inmates in the prison system are incarcerated; and

WHEREAS, inmates incarcerated at Ely State Prison are regularly transported to the White Pine County Courthouse to make appearances in District Court for such litigation; and

WHEREAS, the White Pine County Courthouse, built in 1906, has served the citizens of White Pine County for over one hundred years; and

WHEREAS, the Commission on Rural Courts empaneled by the Judicial Council of the State of Nevada issued its Report in 2003 identifying serious security flaws arising out of the age and design of the White Pine County Courthouse and which negatively affects the ability of the District Judges to ensure a safe, secure environment for such prison litigation; and

WHEREAS, the Criminal Justice System in Rural Nevada and Transitional Housing for Released Offenders (S.C.R. 32) Committee empaneled by the 2003 Nevada Legislature listened to testimony, toured the White Pine County Courthouse, and recognized and expressed its concern over the security flaws identified in the aged Courthouse, and further expressed its concern over the District Judge's ability to safely conduct and preside over prison litigation in the Courthouse; and

WHEREAS, the United States Marshall's Service conducted a facility survey in 2007 which concluded in part that the White Pine County Courthouse "should no longer be used for any

AMERICAN OVERSIGHT

courthouse related matters either civil or criminal"; and

WHEREAS, the extreme need for a new court facility in White Pine County has clearly been shown; and

WHEREAS, the County of White Pine is able to partially fund the construction of a new court facility; and

WHEREAS, it is widely recognized across the State of Nevada that Judges of the Seventh Judicial District provide a vital service to all of the citizens of Nevada by presiding over cases arising out of Ely State Prison;

NOW, THEREFORE, be it resolved and recommended by the Judicial Council of the State of Nevada that the State of Nevada should recognize the critical need for a new court facility in White Pine County and should further realize the State's moral responsibility to assist with this critical need;

BE IT FURTHER RESOLVED AND RECOMMENDED by the Judicial Council of the State of Nevada that the Nevada Legislature should appropriate sufficient monies to assist White Pine County in the construction of a new courthouse facility in White Pine County, Nevada..

Passed, Adopted and Approved this _____ day of _____, 2016.

Chief Justice Ron D. Parraguirre
Chair, Judicial Council of the State of Nevada

Attested to by:

AMERICAN OVERSIGHT

The following links and/or pages are support for agenda Item 14

14b. BLM's Greater Sage-grouse FEIS:https://eplanning.blm.gov/epl-front-office/projects/lup/103343/163459/199451/2018_NVCA_GRSG_Proposed_RMPA-Final_EIS_508.pdf

14e. Navy's FRTC Modernization DEIS: https://frtcmodernization.com/Documents/2018-Fallon-Range-Training-Complex-Modernization-EIS/Draft-EIS

AMERICAN OVERSIGHT

Stephanie M. Klapstein

From: Amanda Evans <aevans@nvnaco.org>
Sent: Friday, October 12, 2018 3:16 PM
To: andelee@aol.com; bshawcroft@churchillda.org; chevalgabor@fs.fed.us; coclerkts@hcnv.us; JWoodbury@carson.org; srye@lyon-county.org; wadunkelberger@fs.fed.us; Bill Brewer; Desire Barnson; Glover, Murph M; Ivory Lyles; Jennifer Crowe; Joe Gloria; Ken Collum; Kurt Englehart; Lee Bonner; Marla McDade Williams; Michael Pelham; Mike Rebaletti; Pam Robinson; Patricia Cafferata; Ross, Lisa; Sheila Anderson; Stephen Clutter; Tim Shannon; Virg Arellano; Wayne Carlson
Subject: NACO Board Meeting Next Week
Attachments: October 2018 BOD Agenda Packet.pdf

Good Afternoon,

As requested, the agenda packet for next weeks meeting of the NACO Board is attached.

--
Regards,

Amanda Evans
Office Manager
Nevada Association of Counties
775-883-7863
www.nvnaco.org

Save the Date
November 13-15



AMERICAN OVERSIGHT

NV-DA-20-0615-A-003844

NEVADA ASSOCIATION OF COUNTIES (NACO)

Board of Directors' Meeting
October 19th, 2018, 9:30 a.m.
Clark County Government Center
Pueblo Conference Room, 1st Floor
500 South Grand Central Parkway
Las Vegas, NV 89155

AGENDA

Some NACO Board members may attend via video link or phone from other locations. Items on the agenda may be taken out of order. The NACO Board may combine two or more agenda items for consideration. The NACO Board may remove an item from the agenda or delay discussion relating to an item on the agenda at any time.

Call to Order, Roll Call and Pledge of Allegiance

1. Public Comment. Please Limit Comments to 3 Minutes.

2. Approval of Agenda. **For Possible Action.**

3. NACO President's Report.

4. NACO Executive Director's Report.

5. Approval of Minutes of the September 28, 2018 NACO Board of Directors Meeting. **For Possible Action**

6. Discussion and Approval of 2019 NACO Board meeting dates. **For Possible Action**

7. Preliminary Discussion of NACO's 2019 Budget.

8. Presentation of a Reporting Tool for Rural Counties to Use to Monitor Contract Public Defenders. **For Possible Action**

9. Presentation and Discussion of the Stepping Up Initiative in Nevada Including County Efforts to Reduce the Number of People with Mental Illnesses in Jails, Jessica Flood, Regional Behavioral Health Coordinator, Northern Region, and Ariana Saunders, Behavioral Health Coordinator, Clark County Social Services. **For Possible Action**

10. Update on the Recent FCC Order to Preempt Local Government Authority to Regulate and Permit the Construction of Small Cell/5G Technology. **For Possible Action**

11. Discussion and Authorization of Legal Counsel of Record to Oversee, Prepare and File an Appeal to the United States Ninth Circuit Court of Appeals on Behalf of NACO as Defendant-Intervenor from the Federal District Court's "Order Re Summary Judgment" and "Remedy Order" in the Matter of Desert Survivors, et al. v. U.S. Department of the Interior, et al. **For Possible Action.**

12. Update on Interim Legislative Activities, Bill Draft Requests, and County Priorities for the 2019 Nevada Legislative Session. **For Possible Action**

13. **Update and Possible Action** Regarding Natural Resources and Public Lands and Issues Affecting Counties Including:

    a. The BLM and USFS Greater Sage Grouse Resource Management Plan Amendments.

    b. NACO Public Lands and Natural Resources Committee Update.

AMERICAN OVERSIGHT

14. NACO Committee of the Emeritus Update.

15. National Association of Counties and Western Interstate Region Board Member Updates.

16. NACO Board Member Updates.

17. Public Comment. Please Limit Comments to 3 Minutes.

Adjournment.

Members of the public who are disabled and require special accommodations or assistance at the meeting are requested to notify NACO in writing at 304 S. Minnesota Street, Carson City, NV 89703, or by calling (775) 883-7863 at least three working days prior to the meeting.

Members of the public can request copies of the supporting material for the meeting by contacting Amanda Evans at (775) 883-7863. Supporting material will be available at the NACO office and on the NACO website at: www.nvnaco.org

This agenda was posted at the following locations:
NACO Office 304 S. Minnesota Street, Carson City, NV 89703
Washoe County Admin. Building 1001 E. Ninth Street, Reno, NV 89520
Elko County Manager's Office 540 Court Street #101, Elko NV 89801
POOL/PACT 201 S. Roop Street, Carson City, NV 89701

AMERICAN OVERSIGHT

The following links and/or pages are support for agenda Item 5

AMERICAN OVERSIGHT

NEVADA ASSOCIATION OF COUNTIES (NACO)

Board of Directors' Meeting
September 28, 2018, 9:30 a.m.
NACO Office
304 S. Minnesota Street
Carson City, NV 89703

UNDADOPTED MINUTES

Attendance: President Elect Waits, Vice President French, Washoe County Commissioner Lucey, Mineral County Commissioner Tipton, Lincoln County Commissioner Higbee, Lyon County Commissioner Hunewill, Washoe County Commissioner Hartung, Nye County Commissioner Wichman, Churchill County Commissioner Olsen, Elko County Commissioner Steninger, Western Interstate Region Member Elko County Commissioner Dahl, Storey County Commissioner McGuffey and Nancy Parent, Nevada Association of Clerks and Election Officials (NACO Staff: Dagny Stapleton, Vinson Guthreau and Amanda Evans)

Remote Attendance: President Weekly, Clark County Commissioner Kirkpatrick, Nye County Manager Sutton, Nye County Assistant Manager Dellinger and Nye County PIO Knightly

Other Attendance: Joni Eastly; Hank James, NV Rural Electric Association; Sandra Douglas-Morgan and Dan Jacobsen, AT&T; Lee Boner and Doug Miller, NDOT; Linda Bisset and Carolyn Barbash, NV Energy; Michael Bertrand, Bertrand & Associates; Ryan Cherry, Yes on 3; Tom Grady; Mike Roberson, Coalition to Defeat Question 3 and Nevada Supreme Court Justice Hardesty.

The meeting was called to order at 9:32 a.m. President Weekly turned the meeting over to President Elect Waits as he was attending remotely.

1. **Public Comment**. None was given.

2. **Approval of Agenda**. The agenda was approved, with the notation that item 11 would be heard time certain at 11:30 on a motion by Commissioner Tipton with second by Commissioner Higbee.

3. **NACO President's Report**. President Weekly thanked staff for the Association's engagement on Twitter and encouraged the Board to follow the Association's account. He reminded the Board to make their arrangements for October's meeting of the Board in Clark County and to communicate with staff if they will attend both the Board meeting and the dinner Commissioner Kirkpatrick will be hosting on Thursday evening. President Weekly also noted the upcoming conference in Douglas County.

4. **NACO Executive Director's Report**. Dagny highlighted the Certified Public Official training program and referenced the brochure distributed to the Board. She encouraged participation in the program. She also discussed the draft conference agenda, also distributed to the Board, and informed the Board that the President's Reception will have a boots and denim theme. She concluded her remarks by reminding the Board that Commissioner Kirkpatrick has invited Board members to her home for dinner on October 18th, prior to the next NACO Board meeting in Clark County. Information on the dinner will be distributed to the Board closer to the event.

5. **Approval of Minutes of the August 24, 2018 NACO Board of Directors Meeting**. The minutes were approved on a motion by Commissioner Tipton with second by Commissioner Olsen.

6. **NACO Annual Conference Update Including Discussion on Date and Location of the 2019 Annual Conference**. Dagny noted that with the NACo Annual Conference taking place in Clark County, it became apparent that the approach to the NACO Annual conference would need to be adjusted. She informed the Board that she had reviewed how the conference was handled when Washoe County hosted NACo in 2010 and that that year NACO had held a one-day conference. She also stated that many of the sponsors that support the Nevada NACO Conference will be asked to

AMERICAN OVERSIGHT

support the National Conference and as a result, opportunities for NACO Conference sponsorships may be limited, as potentially will the revenue generated for the organization. Dagny proposed hosting a single-day event on September 25, 2019. Commissioner Tipton inquired as to the POWER courses held as part of the Certified Public Officials program, and it was clarified that UNR would still be able to offer those courses the day before the NACO conference. Dagny stated that staff would research central and affordable locations for the 2019 Conference. Both former Nye County Commissioner Joni Eastley and Commissioner Hartung offered their counties as potential hosts. Dagny also informed the Board that Churchill County officially offered to host the NACO Annual Conference in 2020. Commissioner Tipton moved to approve an abbreviated conference with location to be determined in 2019 and for Churchill County to be approved to host the event in 2020. The motion passed on a second from Commissioner Wichman.

7. **Presentation of NACO's 2017 Financial Audit, Michael Bertrand, Bertrand and Associates, LLC.** Mr. Bertrand referred to the financial statements included in the agenda packet. He highlighted an increase in the Association's assets, changes to the state's pension system and an increase in revenues which resulted in an improvement to the Association's financial position. He discussed the Management Recommendations and noted that recommendations made the previous year were completed and that financial statements are being reviewed in a timely manner. He gave an overview of the audit process, the sample disbursements that were tested and general ledger adjustments. Mr. Bertrand also discussed a review of investment policies and stated that the Association's accounting policy is being reviewed by Fiscal Officer Alan Kalt and Dagny, due to his recommendation. He concluded his remarks by noting the diligence of Mr. Kalt in reviewing the Association's financial statements and noting that there are no serious issues to be raised with the Board. Commissioner McGuffey inquired as to the lack of policies and procedures, and Mr. Bertrand clarified that there are policies in place but that it is his recommendation to review and compile a procedures manual. He said that Dagny and Mr. Kalt are working on revisions to the current policies. The audit was accepted on a motion by Commissioner Tipton with second by Commissioner Hartung.

8. **Presentation on the 2018 Nevada Statewide Ballot Question #3: The Energy Choice Initiative**. Dagny informed the Board that the item would be heard in a structured format giving the proponents on each side of the issue equal time to present to the Board and rebut statements made following the initial presentations. Ryan Cherry presented in support of the initiative. He referenced the packet distributed that morning, including the language of the question. He reviewed the three ways the question would allow for the procurement of electricity, guarantees for protections for residential solar consumers to sell power back to the market, and the ending of NV Energy's certification as the provider of public necessity. He also informed the Board that the question requires development and implementation of rules and regulations to be approved by the Legislature by 2023. Mr. Cherry reviewed price change models of states that currently have competitive markets and concluded his remarks with forecasts for economic development in the fields of clean and renewable energy. Mike Roberson spoke in opposition to the question. He noted that no states have deregulated electricity through a constitutional amendment. He stated that the proposal is expected to cost $4B to dismantle the current system and is projected to cause critical budget shortfalls to local governments. He informed the Board that should the question pass that all current service providers would be required to cancel any long-term contracts and divest their assets. Mr. Roberson stated that current Nevada rates are lower than the national average and up to 30% lower than rates in de-regulated states. He stated that deregulation would create a compete-to-sell market, rather than a compete-to-provide market, with no guarantees for service provided to Nevada consumers. He also addressed loss of franchise fees to the state and concluded his remarks with concerns of unintended consequences resulting from a constitutional amendment. Mr. Roberson yielded his final minutes to the Nevada Rural Electrical Association's Executive Director, Hank James. Mr. James informed the Board that the Association is a cooperative of power districts and other entities to acquire power on behalf of the members. He noted that the cooperatives are non-profit entities that provide power to areas of the state that would otherwise not be served. He expressed concerns with the proposed constitutional amendment and that the potential dissolution of current statutory language that enables electric coops to acquire and provide power to their service territories. Mr. Cherry stated that his group disagrees with Mr. James' concerns regarding the dissolution of the enabling language for coop's and stated that the question language provides these protections. He addressed municipalities that are producing power, noting that his group is prepared to work with all service providers in the drafting of rules and regulations. Mr. Cherry also disagreed with Mr. Roberson's statements regarding potential rate

AMERICAN OVERSIGHT

increases and renewable energy projects. Mr. Roberson expressed additional concerns with constitutional amendments, a lack of policy protections, unknown details regarding implementation and concluded his remarks with the cross-section of groups that oppose the question. The Board expressed concern with the constitutional amendment included in the question, lack of local controls and lack of representation of rural communities. President Weekly noted that he has been facilitating educational presentations on the issue throughout his district and encouraged Board members to do so as well in order to provide constituents with the information to make an informed decision on the question. Commissioner Kirkpatrick informed the Board that she is the co-chair of the Coalition to defeat the question. The Board took no action on the item.

9. **Update from AT&T Including Provider of Last Resort Services in Nevada's Counties and AT&T's Role in Implementing FirstNet (First Responder Network Authority)**. Dagny reminded the Board that in 2016 AT&T petitioned the Public Utilities Commission (PUC) to be relieved of their designation as the Provider of Last Resort (the requirement to provide landline service in areas where there are no other service providers) in several areas of the State. She informed the Board that Lander, Eureka and White Pine counties requested that the designation not be removed, and that as a result AT&T does not currently have the authority to remove land line service in those counties. Dan Jacobsen reviewed the actions taken by the Legislature in 2013 that allowed for the removal of the designation if certain criteria were met. He spoke to the fact that a large percentage of AT&T's customers no longer use land line services and that the cost to maintain land line infrastructure is no longer feasible. Mr. Jacobsen noted the 2016 application to have the designation removed and the modifications made to the application following the presentation of concerns of the counties. He informed the Board that there is no application currently submitted or pending submission to have the designation removed in the areas where it currently exists and that there has been no removal of land line services. Vice President French stated that Humboldt County has no appetite for releasing the designation and expressed concerns with lack of wireless coverage and internet service resulting in challenges to economic development. Mr. Jacobsen stated that wireless service is a competitive market and that return on investment is key in investment in infrastructure development. President Elect Waits inquired about rate increases and Mr. Jacobsen noted that there is a lack of subsidy available to help control rates, but that all rates across the State are the same. Sandra Douglas-Morgan presented on FirstNet. She informed the Board that FirstNet is a federal first responder agency created on the recommendation of the 9/11 Commission. FirstNet provides a dedicated and secure network for public safety agencies to communicate across the country. Ms. Morgan informed the Board that AT&T was selected as the provider partner through a competitive bid process in 2017. All 50 states have opted into the Network and AT&T will be working with all public safety agencies to identify gaps in coverage. FirstNet has resulted in $40B in infrastructure investments in the largest public-private partnership to date. Commissioner McGuffey thanked AT&T for installing a cell tower in a portion of Storey County that lacked service. Vice President French inquired as to how the locations of towers was determined. Ms. Morgan stated that the locations were identified through cooperation with the Department of Public Safety, local agencies and the Department of Homeland Security. Vice President French encouraged the inclusion of local government engineering departments and the consideration of co-location of towers on existing county infrastructure sites.

10. **Update on the Nevada Right to Counsel Commission's Proposed Recommendations for Reforms of Nevada's Indigent Defense System**. Dagny informed the Board that the Commission is moving forward with recommendations. She reminded the Board that the Commission had contracted with the 6th Amendment Center who submitted their report to the Commission. The report found that the rural counties are doing their best to provide indigent defense without assistance or oversite from the State. The report also specifically noted budget constraints of the rural counties while some counties are not meeting national standards, it is not due to lack of effort or concern for indigent defense. Dagny informed the Board that the Commission's recommendation is a BDR that includes the recommendations within the report. The recommendations include: continuance of local control; the creation of a statewide oversite board independent of the judiciary and legislature that can set standards, conduct trainings and support and evaluate county public defenders. The recommendation also included that any standards or recommendations for changes by the statewide board would be funded by the State. Dagny informed the Board that the LCB will now draft the bill and the Commission will then review it. Dagny noted that NACO has four representatives on the Commission, Commissioner Tipton, Mayor Crowell, Joni Eastly and Tom Grady, and that Washoe and Clark Counties also have representatives on the Commission. Vice President French inquired as to if there

AMERICAN OVERSIGHT

was discussion regarding giving the counties financial assistance for the services they already provide, since the state is legally responsible for indigent defense. Commissioner Tipton noted that it is unlikely that the State would pick up the costs and Ms. Eastly noted that it was discussed and that the language included in the BDR would cap the counties costs at what they are currently. Commissioners Wichman and Olsen noted that they are pleased with the results of the work completed by the Commission. Mr. Grady noted that the Commission was chaired by Justice Cherry and that he stated that the counties should not have to pay anymore than what they are for the services. Dagny also clarified that while the report did show deficiencies in rural county provision of indigent defense, it also stated that the only viable option is for the rural counties to continue providing the service and recommended that the State must support the counties. Ms. Eastly concluded the update with the need for continued work on caseload standards, and that broad sweeping standards will not work because of differences from county to county. Dagny inquired if the Board is satisfied with the direction its representatives on the Commission were taking and it was noted that the Board is very pleased. No action was taken.

11. **Update on the Nevada Supreme Court's Committee to Study Evidence-Based Pretrial Release**. This item was heard time certain at 11:30a.m. Dagny gave background on the item and thanked the Justice Hardesty for attending. She stated that the issue of pre-trial reform was introduced to the Board around two years ago by the Justice. She noted that the proposed reform is to use a risk assessment tool to determine if a person facing criminal justice charges should be released on their own recognizance, released with monitoring or held in jail, in lieu of the state's current bail system. Dagny informed the Board that she served on the Committee on behalf of the Association and that the Board's initial direction was to determine fiscal impacts to counties to implement the tool, including potential additions to staff as well as additional monitoring costs. She also noted that fiscal impacts could also be positive due to reduced costs associated with decreased jail populations. The bulk of the work completed centered around the policy of using the tool, development of and validation of the tool. There are three validated versions of the tool being tested in the state. The three pilot counties officially testing the tool are White Pine, Washoe and Clark and they have reported results including fiscal impacts back to the Committee. Several other counties have begun using the tool, but they have yet to report any findings back to the Committee. Though nothing conclusive has been reported back to the Committee on costs associated with implementing the tool, the Committee did ask the Court to mandate use of the tool, and the Supreme Court will consider mandating use of the tool across the State. Dagny informed the Board that staff is requesting direction regarding implementation of the tool, and whether NACO would like to provide a letter to the Court that would include concern regarding fiscal impacts to counties and timing of implementation. Justice Hardesty remarked that the issue came about due to questions surrounding the constitutionality of the bail system and lawsuits being filed against counties throughout the country. He noted that through a subcommittee it was determined that the bail system in Nevada is inconsistent even within the same jurisdictional boundaries. Justice Hardesty informed the Board that the tool is to be used by Judges pre-conviction to provide guidance for determining risk of failure to appear or to commit a crime while released. He noted that tool's behavior predictors have been validated by millions of cases throughout the country over the course of several years. He also noted that the tool is not a solution to overcrowding in jails but to allow low risk offenders to be released pending trial. The Board was informed that the average jail population in Nevada is 10,600 and that 74% of that population is comprised of 1st time misdemeanor offenders. He noted that NRS requires release on own recognizance (OR) if applicable but without the tool there was no way for a judge to determine the potential risk associated with OR releases. The Justice went through the counties implementing use of the tool and noted that the feedback received is that the costs are negligible for implementation. Commissioner Wichman inquired as to providing direction to law enforcement officers to the issuance of tickets vs. arrest for non-violent minor misdemeanors, to which the Justice stated that NRS already allows for that option. Commissioner Lucey informed the Board that Washoe County experienced some issue with implementation across jurisdictions and encouraged careful implementation planning prior to officially adopting the tool. Dagny informed the Board that, though Justice Hardesty may have heard anecdotally that some pilot counties did not incur significant costs by implementing the tool, that was information that was never provided to the Committee, though it had been requested. Dagny inquired as to the Board's desire to take a position. Commissioner Olsen informed the Board that Churchill County has been using alternative court services and pre-trial risk assessment for several years and that they have experienced about a $250,000.00 fiscal impact annually, which is significant for their county. Commissioner McGuffey noted that when he was a Justice of the Peace he had a great deal

AMERICAN OVERSIGHT

of difficulty in determining bails and often consulted with colleagues. Commissioner Lucey stated that there is a need to have funds available to assist counties with implementation. Discussion from the Board also consisted of impacts to Human Services surrounding loss of employment, issues with child custody and housing. Commissioner Hartung moved to draft a letter to the Supreme Court indicating the Board's support for the implementation of a validated pretrial risk assessment tool on a statewide basis, and to request that, if the Supreme Court mandates the use of such a tool, they: 1) allow counties latitude in implementing the tool; and 2) gather additional information on potential budgetary and staffing impacts from implementation so that counties can adequately prepare to use the tool. The motion was approved on a second by Commissioner Steninger.

12. **Update on Interim Legislative Activities, Bill Draft Requests, and County Priorities for the 2019 Nevada Legislative Session**. This item was not heard in the interest of time as there were no significant updates to give the Board.

13. **Update and Possible Action Regarding Natural Resources and Public Lands and Issues Affecting Counties Including:** President Elect Waits had a prior commitment requiring her to leave the meeting and passed the gavel to Vice President French to conclude the meeting.

    a. **The BLM and USFS Greater Sage Grouse Resource Management Plan Amendments.** Dagny informed the Board that the Association had submitted comments on the BLM's internal draft FEIS and that they are expecting to publish their final FEIS on or about October 12. Once published there will be a 30-day protest period and a Governor's Consistency Review period and then the final Record of Decision (ROD) is expected sometime in December. The Association also submitted comments on the Forest Services' Internal Draft EIS earlier in the month and they are expected to publish their DEIS sometime the following week. This publication will start a 90-day public comment period. Dagny informed the Board that the comments submitted had mirrored prior discussion and direction of the Board.

    b. **The Department of the Interior Proposed Reorganization.** Commissioner Tipton informed the Board that the Proposed Reorganization is, for all intents and purposes, completed. She noted that the proposal is not intended to have an effect on state offices but is intended to give a path to relief beyond appeal to Washington D.C. for issues that the individual state offices are not able to resolve. She noted that through communications with Department Officials, there is hope that a representative will be present at the Annual Conference to provide further clarification on the plan.

    c. **Update on Outcome of the Center for Biological Diversity's Lawsuit Against the U.S. Fish and Wildlife Service Seeking to Vacate their Decision not to List the Bi-State Sage Grouse as an Endangered Species and NACO's Motion to Intervene on Behalf of the US F&WS.** Dagny reviewed the history of the issue and informed the Board that the Judge found on behalf of the Center. She informed the Board that the Judge set precedent by over-ruling the science the Agency used when making their decision and noted that the remedy listed in the decision requires that the Agency re-open and prepare a new listing decision within a year and a half. Dagny informed the Board that the Agency is weighing a decision to appeal and that if the Department chooses to appeal then the AG's office will also appeal as an intervenor. If that occurs there is a potential for NACO to join the appeal - this decision and options for the Board to consider will be presented at the October NACO Board meeting. Vice President French reiterated that the decision sets a new precedent that could have far reaching effects for future listing decisions. Dagny suggested any members of the Board with contacts within the Secretary's office encourage the Department to appeal.

    d. **NACO Public Lands and Natural Resources Committee Update.** Vice President French referenced the BLM's recent wild horse and burro gathers being conducted under 'emergency' actions. He also informed the Board that the next National Wild Horse and Burro Advisory Board (BLM) meeting will take place October 9-12 and he will report back. Commissioner Tipton informed the Board that comments had also been submitted on behalf of the Association on proposed ESA reforms. Discussion was also had regarding proposals to update the Forest Service's handbook.

AMERICAN OVERSIGHT

14. **NACO Committee of the Emeritus Update**. Vinson informed the Board that the Newly Elected Official Training was in the final planning stages. He noted that the updates to the New Commissioner Handbook were complete and that the Committee had approved the panelists for the training. The panelists will be Committee members Joni Eastly and Tom Collins as well as Wayne Carlson from POOL/PACT.

15. **National Association of Counties and Western Interstate Region Board Member Updates**. The Board was informed that both Boards would be meeting in October in Arizona and that updates would be provided after those meetings.

16. **NACO Board Member Updates**. Updates were given by members of the Board on activities within their counties.

17. **Public Comment**. None was given.

The meeting was adjourned at 1:35 p.m.

DRAFT

AMERICAN OVERSIGHT

The following links and/or pages are support for agenda Item 6

AMERICAN OVERSIGHT

2019

January

S	M	T	W	T	F	S
		1	2	3	4	5
6	7	8	9	10	11	12
13	14	15	16	17	18	19
20	21	22	23	24	25	26
27	28	29	30	31		

February

S	M	T	W	T	F	S
					1	2
3	4	5	6	7	8	9
10	11	12	13	14	15	16
17	18	19	20	21	22	23
24	25	26	27	28		

March

S	M	T	W	T	F	S
					1	2
3	4	5	6	7	8	9
10	11	12	13	14	15	16
17	18	19	20	21	22	23
24	25	26	27	28	29	30
31						

April

S	M	T	W	T	F	S
	1	2	3	4	5	6
7	8	9	10	11	12	13
14	15	16	17	18	19	20
21	22	23	24	25	26	27
28	29	30				

May

S	M	T	W	T	F	S
			1	2	3	4
5	6	7	8	9	10	11
12	13	14	15	16	17	18
19	20	21	22	23	24	25
26	27	28	29	30	31	

June

S	M	T	W	T	F	S
						1
2	3	4	5	6	7	8
9	10	11	12	13	14	15
16	17	18	19	20	21	22
23	24	25	26	27	28	29
30						

July

S	M	T	W	T	F	S
	1	2	3	4	5	6
7	8	9	10	11	12	13
14	15	16	17	18	19	20
21	22	23	24	25	26	27
28	29	30	31			

August

S	M	T	W	T	F	S
				1	2	3
4	5	6	7	8	9	10
11	12	13	14	15	16	17
18	19	20	21	22	23	24
25	26	27	28	29	30	31

September

S	M	T	W	T	F	S
1	2	3	4	5	6	7
8	9	10	11	12	13	14
15	16	17	18	19	20	21
22	23	24	25	26	27	28
29	30					

October

S	M	T	W	T	F	S
		1	2	3	4	5
6	7	8	9	10	11	12
13	14	15	16	17	18	19
20	21	22	23	24	25	26
27	28	29	30	31		

November

S	M	T	W	T	F	S
					1	2
3	4	5	6	7	8	9
10	11	12	13	14	15	16
17	18	19	20	21	22	23
24	25	26	27	28	29	30

December

S	M	T	W	T	F	S
1	2	3	4	5	6	7
8	9	10	11	12	13	14
15	16	17	18	19	20	21
22	23	24	25	26	27	28
29	30	31				

Proposed 2019 NACO Board of Directors Meeting Dates.

Red=Observed State Holiday's

Green=NACo Conference Dates

Pink= 1st/Last Day of Session & Deadlines

Yellow=Proposed BOD Meeting Dates (December has two possible dates selected due to the Christmas Holiday)

AMERICAN OVERSIGHT

The following links and/or pages are support for agenda Item 8

AMERICAN OVERSIGHT

Rural County Public Defender Reporting Tool

Instruction Manual

Created by the Nevada Association of Counties (NACO)
October 2018

Introduction: In 2017, Nevada's legislature took a preliminary step toward reforming the state's indigent defense system by establishing the Nevada Right to Counsel Commission (NRTCC). This Commission conducted, with the assistance of the Sixth Amendment Center (6AC), a study of the provision of indigent defense services in Nevada's rural counties. During the NRTCC's discussions, as well as through information gathered by the 6AC, the Nevada Association of Counties (NACO) heard from its rural county members about one important challenge they faced. That challenge is, although county commissions and county managers in rural Nevada are tasked with overseeing any contract public defenders they may have hired, they do not have a uniform reporting tool or system through which they could gather information from public defenders on their work. Such a tool could accomplish two things: 1) Help county managers and commissions understand the tasks and challenges rural contract public defenders face; and 2) Help counties ensure public defenders are meeting the terms of their contracts.

In response, NACO convened a working group to create such a tool. The working group included a county commissioner, current or former county or assistant county managers, a prosecutor, and a defense attorney. Rural counties are encouraged use the tool. Please ask your county's contract public defender(s) to fill it out once every quarter. It is suggested the reports be presented to the county commission. The instructions below provide information on how to use the tool.

Section	Question/Instruction
1	County: Please list the county in which you provide indigent defense services and for which the case load report pertains.
2	Law Firm: Please list the name of the law firm that employs you. If you are self-employed, please list "sole practitioner."
3	Attorney Name: Please list the first and last name of the attorney. Please note, a separate report must be filled out for each and every attorney in a public defender office or law firm.
4	Reporting Quarter: A county fiscal year begins on July 1st and ends on June 30th. Therefore, the four reporting quarters are as follows: Quarter 1: July 1st through September 30th. Quarter 2: October 1st through December 31st. Quarter 3: January 1st through March 31st. Quarter 4: April 1st through June 30th. Please indicate the appropriate fiscal quarter that is being reported.
5	Final Day of Last Reporting Period: Please indicate the day on which you last reported your public defender workload. For example, if the current report is for the second quarter of a fiscal year (e.g. October 1st through December 31st), then the final day of last reporting period should be marked "September 30th."

AMERICAN OVERSIGHT

Caseload Reporting: For all public defense caseload reporting, Sections #6 through #9, please use the following uniform definition of a "case": Count the defendant and all charges involved in a single incident as a single case. If the charging document contains multiple defendants involved in a single incident, count each defendant as a single case. When cases involve multiple charges arising out of a single incident, please count the case by "top charge" at the time of filing, regardless of the severity of the case when it is disposed. That is, a case filed as a felony but disposed as a misdemeanor through plea negotiations should be counted in caseload reports as a felony.

Explanation: Using a district attorney's charging instrument to define a "case" does not produce uniform caseload data because different prosecutors have different philosophies on how to charge (as it should be). For example, one prosecutor may want to charge suspected co-conspirators on a single charging document. However, two separate public defense providers must each represent the individual co-defendants. Each right to counsel provider is ethically bound to provide zealous representation to the co-defendant assigned to them, meaning that each defense provider must conduct independent investigations and engage in separate case prep and plea negotiations. They are, in every sense of the word, two separate "cases."

Similarly, if a defendant is charged with shoplifting in one store on one day and a separate store on another day, and yet a third store on a third day, a prosecutor may want to file a single charging document to show the serial pattern of the accused. But, from the defense perspective, an attorney must interview three potential sets of eyewitnesses, and investigate three different crime scenes. It is quite possible the defendant committed two of the alleged crimes, but not the third. Each one must be treated as its own case.

This differs in kind with the work and effort needed to investigate and defend all of the charges arising from a single incident. Say a defendant is charged with reckless driving and subsequently is alleged to have resisted arrest or to have accosted the arresting officer. All of the work effort of a defense attorney is around the same sets of facts, the same eyewitnesses and the same crime scene.

Similar issue arise when trying to count a "case" by "charge" or by "defendant." Because defendants are sometimes charged with multiple counts arising out of a single incident, using "charges" as the definition of a "case," will artificially inflate caseload numbers. The opposite is true when counting cases by "defendant." Because defendants may be charged in multiple offenses occurring on different days in different places, counting "defendants" will underreport an attorney's actual workload.

AMERICAN OVERSIGHT

Section	Question/Instruction
6	Pending Cases: Please list all open, pending public defense cases you have as of the date reported in Section #5 (above) by each classification listed. If you have no cases pending under a specific classification please list "0." No line should be left blank. If you list cases under the category "other," please list the case type.
7	New Appointments: Please list the total number of new cases to which you were appointed during the time period listed in Section #4 using the uniform definition of a "case." New appointments shall be broken down by each of the three months contained in the reporting quarter. If you have new assignments under a specific classification please list "0." No line should be left blank. If you list cases under the category "other," please list the case type. Cases in which an indigent defense client absconded and for which a bench warrant was issued in a prior report, and for which a client is returned to court during the current reporting period, should be counted as a new assignment.
8	Disposed Cases: Please list the total number of cases you disposed during the time period listed in Section #4 using the uniform definition of a "case." Dispositions shall be broken down by each of the three months contained in the reporting quarter. If you have no dispositions under a specific classification please list "0." No line should be left blank. If you list cases under the category "other," please list the case type.
9	Disposition Detail: For each classification of case type, please list the number of cases that were dismissed during the reporting period. Similarly, please list the number of cases by case type for which a defendant entered a guilty plea. Also, please list the number of cases for which an indigent defense client absconded and for which a bench warrant was issued. If an indigent defense client is returned on a bench warrant within the same reporting period and the case is disposed within the same reporting time period, count the case under the actual disposition category.
10	Number of Hours spent on court appointed representation (from this jurisdiction): Please indicate the total number of hours spent on all indigent defense cases arising from the county listed in Section #1. Do not count hours spent on indigent defense cases arising out of other counties or municipalities. Percentage of total hours spent on court-appointed representation (from this jurisdiction): Please estimate the percentage of work hours expended on indigent defense cases arising from the county identified in Section #1 as an overall percentage of your total time spent on all public and private cases. If you are a full-time government-employed public defender, you should indicate "100%." If you are a private attorney and take indigent defense cases from outside the county listed in Section #1, please count those other indigent defense cases as part of your "private" caseload for this response.
11	Other jurisdictional indigent defense workload: If you handled indigent defense cases during the reporting period in any other jurisdiction (including municipalities), please list the name of the county or municipality where this work occurred.
12	Other criminal justice work: If you performed any work in a different criminal justice capacity (e.g., magistrate, prosecutor, etc.) in any jurisdiction (including municipalities) other than the county listed in Section #1, please list the name of the county or municipality where this work occurred. Also, please indicate what criminal justice capacity performed.
13	Support personnel: Please list any and all support staff employed by the law firm indicated in Section #2 above. You do not need to list individual names but rather by job classification. For example, if a law firm or public defender office employs two legal secretaries, please indicate this as: "Legal secretaries (2)." If the law firm or public defender employs part-time support staff, please indicate the percentage of a full-time equivalent employee. For example, if a law firm or public defender office employs one full-time legal secretary and one half-time legal secretary, please indicate this as: "Legal secretaries (1.5)."

AMERICAN OVERSIGHT

Draft County PD Reporting Tool

Created 10/2018 by the Nevada Association of Counties

1 County: _____
2 Law Firm: _____
3 Attorney Name: _____
4 Reporting Quarter: _____ to _____
5 Final Day of Last Reporting Period: _____

6 **PENDING CASES - on final day of last reporting period**

Death Penalty
Murder (Non-Death)
Class A
Other Felonies - Non-Specialty Courts
Other Felonies - Specialty Courts
Gross Misdemeanor
Misdemeanor (Non-Traffic)
Misdemeanor (Traffic)
Delinquency
Juvenile Status Offense
Abuse and Neglect (NRS 432B)
Termination Parental Rights (NRS 128 and NRS 432B)
Parole/Probation Revocation
Mental Health Commitment
Appeal
Other
SUB-TOTAL

7 **NEW APPOINTMENTS**

Month: ____ Month: ____ Month: ____

Death Penalty
Murder (Non-Death)
Class A
Other Felonies - Non-Specialty Courts
Other Felonies - Specialty Courts
Gross Misdemeanor
Misdemeanor (Non-Traffic)
Misdemeanor (Traffic)
Delinquency
Juvenile Status Offense
Abuse and Neglect (NRS 432B)
Termination Parental Rights (NRS 128)
Parole/Probation Revocation
Mental Health Commitment
Appeal
Other
SUB-TOTAL

8 **DISPOSED CASES**

Death Penalty Month: ____ Month: ____ Month: ____
Murder (Non-Death)
Class A

AMERICAN OVERSIGHT

Other Felonies - Non-Specialty Courts
Other Felonies - Special Courts

Gross Misdemeanor
Misdemeanor (Non-Traffic)
Misdemeanor (Traffic)
Delinquency
Juvenile Status Offense
Abuse and Neglect (NRS 432B)
Termination Parental Rights (NRS 128)
Parole/Probation Revocation
Mental Health Commitment
Appeal
Other
SUB-TOTAL

9

DISPOSITION DETAIL	Death Penalty	Felony	Gr. Misdr.	Misdr	Misd. (Traffic)	Delinquency	432B	128	Revocation	Other	Juv. Status	Mental Health	Appeal	Total
Dismissal														
Pleas														
Bench Warrant														
# of Bench Trials														
# of Jury Trials														
# of Civil Hearings														
SUB-TOTAL														

10 Number of hours spent on court appointed representation (from this jurisdiction): _____
Percentage of total work hours spent on court appointed representation (from this jurisdiction): _____

11 List other counties and municipalities where you were appointed to represent indigent defendants: _____
_____
_____

12 What other work did you perform for the criminal justice system (e.g., magistrate)? _____
_____
_____

13 Please list all support personnel by job classification in your firm or public defender office: _____
_____
_____

Uniform Case Definition: Count the defendant and all charges involved in a single incident as a single case. If the charging document contains multiple defendants involved in a single incident, count each defendant as a single case

AMERICAN OVERSIGHT

The following links and/or pages are support for agenda Item 9

The National Association of Counties (NACo), the Council of State Governments (CSG) Justice Center, and the American Psychiatric Association (APA) Foundation have come together to lead a national initiative to help advance counties' efforts to reduce the number of adults with mental illnesses and co-occurring substance use disorders in jails. With support from the U.S. Justice Department's Bureau of Justice Assistance and other sponsors, the initiative will build on the many innovative and proven practices being implemented across the country.

https://www.naco.org/resources/signature-projects/stepping-initiative

AMERICAN OVERSIGHT

The following links and/or pages are support for agenda Item 10

file:///Users/dstapletonnaco/Downloads/DOC-353962A1%20(1).pdf

AMERICAN OVERSIGHT

NACO BLOG

FCC curtails local control in 5G deployment order

By Arthur Scott, Zach George Sep. 26, 2018

KEY TAKEAWAYS

FCC approves a new rule limiting local control of public rights-of-way for 5G wireless telecommunications facilities; NACo and NLC release joint statement in response The order limits fees local governments can charge providers and narrows the review process for municipalities to adequately assed 5G deployment applications

On September 26, the Federal Communications Commission (FCC) approved a new rule – the *Streamlining Deployment of Next Generation Wireless Infrastructure Declaratory Ruling and Third Report and Order* – on 5G wireless network deployment that curtails local authority. The FCC decision limits fees local governments may assess on telecommunications companies for the placement, construction or co-location of new wireless service facilities.

The ruling also constrains local governments to 60 days to evaluate applications from wireless companies to attach 5G Small Cells to existing structures and 90 days to review applications for equipment on entirely new structures. By narrowing the window for evaluating 5G deployment applications, the FCC rule could prevent local governments from properly examining the impact that construction, modification or installation of broadcasting facilities may have on public health, safety and welfare of the community.

In response to the order, NACo and National League of Cities (NLC) released a joint statement highlighting concerns with the new regulations. Citing over 100 local governments from 22 states who filed comments prior to the FCC's decision, NACo and NLC stated, "The FCC's impractical actions will significantly impede local governments' ability to serve as trustees of public property, safety and well-being. The decision will transfer significant local public resources to private companies, without securing any guarantee of public benefit in return."

The new regulations will go into effect 90 days after publication in the Federal Register. Once. Once in effect, counties will be susceptible to enforcement action if wireless providers or other small cell applicants claim a local government is not in compliance with the new requirements.

Specifically, the declaratory ruling and report and order will:

- **Create two new categories of shot clocks** for small cell wireless facility review. Local governments would have 60 days to complete review of applications for collocated small cells, and 90 days for small cells on new structures. These shot clocks include "all aspects of and

AMERICAN OVERSIGHT

steps in the siting process," including mandatory pre-application procedures, public notice and meeting periods, and construction permitting.

- **Determine that exceeding the shot clock is a "prohibition on the provision of services,"** and allow wireless site applicants to seek expedited injunctive relief in court within 30 days of a local government missing a shot clock deadline. More restrictive state laws will remain in effect and will not be replaced by this order.
- **Limit application fees for all small wireless facilities** to $500 for up to five sites, and $100 per site for each site thereafter.
- **Limit recurring fees for small cells in public rights-of-way** to a "reasonable approximation" of the locality's "objectively reasonable costs" for maintaining the rights-of-way, which must be no higher than fees for similar actors. The FCC defines reasonable recurring fees to be limited to $270 per site, per year. Local governments are expressly prohibited from recovering any cost not directly related to rights-of-way maintenance. The FCC also finds gross revenue fees to be presumptively unreasonable and existing agreements are not grandfathered.
- **Limit allowable local aesthetic requirements**, including minimum spacing requirements, to those that are "(1) reasonable, (2) no more burdensome than those applied to other types of infrastructure deployments and (3) published in advance." The FCC notes that undergrounding requirements for wireless facilities would constitute an illegal prohibition of service by a local government.

AMERICAN OVERSIGHT

Office of the County Manager

500 S Grand Central Pky 6th Fl • Box 551111 • Las Vegas NV 89155-1111
(702) 455-3530 • Fax (702) 455-3558

Yolanda T. King, County Manager
Kevin Schiller, Assistant County Manager • Randall J. Tarr, Assistant County Manager • Jeffrey M. Wells, Assistant County Manager
Jessica L. Colvin, Chief Financial Officer
Les Lee Shell, Chief Administrative Officer

September 18, 2018

VIA ELECTRONIC FILING

Ms. Marlene H. Dortch, Secretary
Federal Communications Commission
445 12th Street, SW
Washington, District of Columbia 20554

RE: Accelerating Wireline Broadband Deployment by Removing Barriers to Infrastructure Investment, WC Docket No. 17-84; Accelerating Wireless Broadband Deployment by Removing Barriers to Infrastructure Investment, WT Docket No. 17-79

Dear Ms. Dortch:

Clark County, Nevada writes to express our concerns over the Federal Communications Commission's proposed Declaratory Ruling and Third Report and Order regarding state and local governance of small cell wireless infrastructure deployment. **Clark County is committed to continuing its strong relationship working with small cell providers in our community to establish fair and transparent processes to best support the communities priorities related to infrastructure deployment.**

While we share the Commission's objective of finding new ways to effectively deploy broadband technologies, especially in underserved communities, we are concerned that the proposed language would significantly impede local governments' ability to serve as trustees of public property, safety and welfare. Counties own substantial amounts of public right-of-ways, which many communication providers use to construct their own communications networks. The proposed order would significantly narrow the amount of time for local governments to evaluate 5G deployment applications from communication providers – effectively hindering our ability to fulfill public health and safety responsibilities during the construction and modification of broadcasting facilities.

- **The FCC's proposed new collocation shot clock category is too extreme.** The proposal designates any preexisting structure, regardless of its design or suitability for attaching wireless equipment, as eligible for this new expedited 60 day shot clock. When paired with the FCC's previous decision exempting small wireless facilities from federal historic and environmental review, this places an unreasonable burden on local governments to prevent historic preservation, environmental, or safety harms to the community. The addition of up to three cubic feet of antenna and 28 cubic feet of additional equipment to a structure not originally designed to carry that equipment is substantial and may necessitate more review than the FCC has allowed in its proposal.

BOARD OF COUNTY COMMISSIONERS
STEVE SISOLAK, Chairman • CHRIS GIUNCHIGLIANI, Vice Chair
SUSAN BRAGER • LARRY BROWN • JAMES B. GIBSON • MARILYN KIRKPATRICK • LAWRENCE WEEKLY
YOLANDA T. KING, County Manager

AMERICAN OVERSIGHT
NV-DA-20-0615-A-003866

- **The FCC's proposed definition of "effective prohibition" is overly broad.** The draft report and order proposes a definition of "effective prohibition" that invites challenges to long-standing local rights of way requirements unless they meet a subjective and unclear set of guidelines. While the Commission may have intended to preserve local review, this framing and definition of effective prohibition opens local governments to the likelihood of more, not less, conflict and litigation over requirements for aesthetics, spacing, and undergrounding.

- **The FCC's proposed recurring fee structure is an unreasonable overreach that will harm local policy innovation.** We disagree with the FCC's interpretation of "fair and reasonable compensation" as meaning approximately $270 per small cell site. Local governments share the federal government's goal of ensuring affordable broadband access for every American, regardless of their income level or address. That is why many cities have worked to negotiate fair deals with wireless providers, which may exceed that number or provide additional benefits to the community. Additionally, the Commission has moved away from rate regulation in recent years. Why does it see fit to so narrowly dictate the rates charged by municipalities?

Clark County has worked with private business to build the best broadband infrastructure possible for our residents. We oppose this effort to restrict local authority and stymie local innovation, while limiting the obligations providers have to our community. We urge you to oppose this declaratory ruling and report and order.

Respectfully submitted,

YOLANDA T. KING
County Manager

AMERICAN OVERSIGHT

The following links and/or pages are support for agenda Item 11

AMERICAN OVERSIGHT

United States District Court
Northern District of California

UNITED STATES DISTRICT COURT

NORTHERN DISTRICT OF CALIFORNIA

DESERT SURVIVORS, et al.,

Plaintiffs,

v.

US DEPARTMENT OF THE INTERIOR, et al.,

Defendants.

Case No. 16-cv-01165-JCS

REMEDY ORDER

I. INTRODUCTION

In this case, Plaintiffs Desert Survivors, Center for Biological Diversity, WildEarth Guardians, and Western Watersheds Project challenged: 1) the decision of the U.S. Fish and Wildlife Service to withdraw the proposed listing of the Bi-State Sage-Grouse as "threatened" under the Endangered Species Act (the "Withdrawal Decision"); and 2) the Service's "Final Policy on Interpretation of the Phrase 'Significant Portion of its Range' in the Endangered Species Act" (the "SPR Policy"). On May 15, 2018, the Court issued an order granting Plaintiffs' summary judgment motion and denying Defendants' summary judgment motions. In response to the Court's request, the parties have provided briefing on the appropriate remedy in light of the Court's rulings. The Court's ruling on remedies is set forth below.[1]

II. WITHDRAWAL DECISION REMEDY

Judicial review of agency action under the Endangered Species Act is governed by the "arbitrary or capricious" standard set forth in the Administrative Procedures Act ("APA"), which provides that "a reviewing court shall . . . hold unlawful and set aside agency action, findings, and

[1] The parties have consented to the jurisdiction of the undersigned magistrate judge pursuant to 28 U.S.C. § 636(c).

AMERICAN OVERSIGHT

conclusions found to be . . . arbitrary, capricious, an abuse of discretion, or otherwise not in accordance with law." 5 U.S.C. § 706(2)(A). In its summary judgment order, the Court concluded that the Service's Withdrawal Decision was arbitrary and capricious under the APA and unsupported by the record. Therefore, as the parties have agreed, the appropriate remedy is to vacate the Withdrawal Decision and remand with directions to the United States Fish and Wildlife Service ("FWS") to issue a new final listing decision. The parties also agree that the proposed rule to list the Bi-State DPS that was the subject of the Withdrawal Decision should be reinstated. *See Paulsen v. Daniels*, 413 F.3d 999, 1008 (9th Cir. 2005) ("The effect of invalidating an agency rule is to reinstate the rule previously in force."). Finally, the parties have agreed on certain requirements regarding the timing of the actions required of FWS upon remand, which the Court finds to be reasonable.

Therefore, with respect to the Withdrawal Decision, the Court ORDERS as follows:

1) The Withdrawal of the Proposed Rule to List the Bi-State Distinct Population Segment of Greater Sage-Grouse and Designate Critical Habitat ("Withdrawal Decision"), published at 80 Fed. Reg. 22,828 (Apr. 23, 2015), is HEREBY VACATED and set aside;

2) The prior proposal to list the Bi-State Sage-Grouse as a threatened species and to designate critical habitat, published at 78 Fed. Reg. 64,328 (Oct. 28, 2013) ("Proposed Listing"), is HEREBY REINSTATED;

3) Federal Defendants shall provide a new opportunity for public comment on the Proposed Listing and shall prepare and publish in the Federal Register a new and final listing determination on the proposed rule by **October 1, 2019**;

4) If the Federal Defendants make a finding that additional time is needed because there is "substantial disagreement regarding the sufficiency or accuracy of the available data relevant to the determination" and submit that finding to the Court by October 1, 2019, then the time for Federal Defendants to prepare and publish in the Federal Register a final listing determination on the proposed rule shall be extended to April 1, 2020.

AMERICAN OVERSIGHT

NV-DA-20-0615-A-003870

III. SPR POLICY REMEDY

In its summary judgment order, the Court concluded that the definition of "significant" in the SPR Policy is an impermissible interpretation of the "significant portion of its range" language in the Endangered Species Act. The parties agree that some sort of vacatur of the SPR Policy is an appropriate remedy, and both sides agree that any vacatur of the SPR Policy should be limited to the definition of "significant" that the Court found to be impermissible. Defendants, however, contend the Court should limit the vacatur order to the particular geographical region in which Plaintiffs' injury occurred, namely, the District of Nevada and the Eastern District of California, where the Bi-State DPS is found. Plaintiffs contend there should be no such limitation. The Court concludes that Plaintiffs are correct.

As a preliminary matter, the Court notes that in "rare circumstances," an invalid rule may be left in place without vacatur on the basis of equity concerns. *Ctr. for Envtl. Health v. Vilsack*, No. 15-CV-01690-JSC, 2016 WL 3383954, at *10 (N.D. Cal. June 20, 2016) (citing *Pollinator Stewardship Council v. U.S. E.P.A.*, 806 F.3d 520, 532 (9th Cir. 2015) (Courts "leave an invalid rule in place only when equity demands that we do so.")). "To determine whether to make an exception to the usual remedy of vacatur, the Court considers two factors: (1) 'how serious the agency's errors are,' and (2) 'the disruptive consequences of an interim change that may itself be changed.'" *State v. United States Bureau of Land Mgmt.*, 277 F. Supp. 3d 1106, 1125 (N.D. Cal. 2017), appeal dismissed sub nom. *State by & through Becerra v. United States Bureau of Land Mgmt.*, No. 17-17456, 2018 WL 2735410 (9th Cir. Mar. 15, 2018) (citing *Cal. Cmtys. Against Toxics v. Envtl. Prot. Agency*, 688 F.3d 989, 992 (9th Cir. 2012) (quoting *Allied–Signal, Inc. v. U.S. Nuclear Regulatory Comm'n*, 988 F.2d 146, 150–51 (D.C. Cir. 1993)). Defendants do not invoke this exception, however, in support of their request for a geographical limitation on the Court's vacatur order.

Instead, Defendants point to the Ninth Circuit's admonition in *Los Angeles Havens Hospice, Inc. v. Sebelius*, that a remedy should be "no more burdensome . . . than necessary to provide complete relief to the plaintiffs." 638 F.3d 644, 664 (9th Cir. 2011). According to Defendants, because the injury Plaintiffs suffered occurred only in the Bi-State DPS, a remedy that

AMERICAN OVERSIGHT
NV-DA-20-0615-A-003871

extends only to that geographical region is all that is needed or appropriate to afford sufficient relief. They further assert that under *Los Angeles Havens Hospice,* a geographically limited vacatur order is preferable to nationwide vacatur because other courts will have the opportunity to address a difficult issue in different factual contexts, resulting in multiple decisions by various courts of appeals. 638 F.3d at 664.

Defendants also suggest that a geographical limitation is required under *Lujan v. National Wildlife Federation*, 497 U.S. 871, 873 (1990) and the rules governing Article III standing. They point out that in *Center for Biological Diversity v. Jewell* ("*CBD I*"), Case No. 14-2506 (District of Arizona), Judge Marquez amended her order vacating the SPR Policy on the basis that the plaintiffs in that case had established Article III standing only "with respect to the Final Pygmy Owl Finding and the Final SPR Policy as applied in the District of Arizona" and not "to challenge the Final SPR Policy nationwide." Case No. 14-2506, Docket No. 81 (citing *Lujan v. Nat'l Wildife Fed'n*, 497 U.S. 871, 891 (1990)).

The Court is not persuaded that an order partially vacating the SPR Policy – without a geographic limitation – violates the principle set forth in *Los Angeles Havens Hospice* or the rules that govern Article III standing. First, the remedy requested by the plaintiffs in *Los Angeles Havens Hospice* went beyond asking the court to vacate the challenged regulation. In that case, a hospice provider brought a facial challenge to a regulation imposing an aggregate cap on Medicare payments to hospice providers. 638 F.3d at 665. The court found that the hospice provider, which had received an overpayment demand from the Department of Health and Human Services that was based on the hospice cap regulation, had standing to challenge the regulation, both on its face and as applied. *Id.* at 653. It further found that the regulation was inconsistent with the applicable hospice cap statute under which it was promulgated. *Id.* The judgment entered by the district court did "not only invalidate[ ] the 2006 overpayment demand and the hospice cap regulation," however. *Id.* It "also stated that 'HHS is hereby enjoined prospectively from using the current [version of] 42 C.F.R. § 418.309(b)(1) to calculate hospice cap liability for *any* hospice.'" *Id.* (emphasis in original). It was this injunctive relief that the court found to be unduly burdensome, concluding that the district court abused its discretion but stopping short of finding

AMERICAN OVERSIGHT

NV-DA-20-0615-A-003872

that the nationwide injunction was "in excess of its jurisdiction." *Id.* at 661. In reaching this conclusion, the Court of Appeals relied on the district court's own finding that "a nationwide injunction would not be in the public interest because it would significantly disrupt the administration of the Medicare program by inhibiting HHS from enforcing the statutorily mandated hospice cap as to over 3,000 hospice providers, and would create great uncertainty for the government, Medicare contractors, and the hospice providers." *Id.*

In contrast to *Los Angeles Havens Hospice*, Plaintiffs here have not asked for a nationwide injunction. Nor have Defendants pointed to evidence that an order vacating one aspect of the SPR Policy will lead to the sort of disruption that was likely to result from a nationwide injunction in *Los Angeles Havens Hospice*. Indeed, it is not clear that the geographical limitation proposed by Defendants would not itself be a source of confusion given that Plaintiffs have identified a number of species whose habitats include the Eastern District of California and/or the District of Nevada and also other districts where the definition of "significant" under the SPR Policy would remain in effect under Defendants' proposal. Moreover, nothing in *Los Angeles Havens Hospice* suggests that the court would have abused its discretion if it had merely vacated the challenged regulation, as Plaintiffs request here. To the contrary, the court in that case made clear that "[a]n order declaring the hospice cap regulation invalid, enjoining further enforcement against Haven Hospice, and requiring the Secretary to recalculate its liability in conformity with the hospice cap statute, would have afforded the plaintiff complete relief." *Id.*

Further, the Court is not persuaded that the possible benefit of multiple decisions by courts of appeals addressing different fact patterns justifies limiting the scope of the vacatur geographically. The Court found that the SPR Policy is deficient as a *matter of law*, meaning that it cannot be reconciled with any set of facts. Further, to the extent that the Court has found that the definition of "significant" is inconsistent with the Endangered Species Act, any possible benefit that might arise from multiple decisions addressing the lawfulness of the policy is outweighed by the fact that application of the policy could prevent species from being afforded the protection the ESA was intended by Congress to afford them. *See Nw. Envtl. Advocates v. U.S. E.P.A*, No. C 03-05760 SI, 2006 WL 2669042, at *10 (N.D. Cal. Sept. 18, 2006), *aff'd sub nom.*

AMERICAN OVERSIGHT

NV-DA-20-0615-A-003873

Nw. Envtl. Advocates v. U.S. E.P.A., 537 F.3d 1006 (9th Cir. 2008) ("In considering which of the parties' positions most closely approximates the proper remedy in this case, the Court is primarily guided by one factor: the EPA regulation is plainly contrary to the congressional intent embodied in the Clean Water Act.").

The Court also rejects Defendants' argument that the Court should place a geographical limitation on the vacatur of the SPR Policy on the basis of Article III standing. Courts have "made clear that '[w]hen a reviewing court determines that agency regulations are unlawful, the ordinary result is that the rules are vacated—not that their application to the individual petitioners is proscribed.'" *Nat'l Min. Ass'n v. U.S. Army Corps of Engineers*, 145 F.3d 1399, 1409 (D.C. Cir. 1998)(quoting *Harmon v. Thornburgh*, 878 F.2d 484, 495 n. 21 (D.C.Cir.1989)). The court in in *National Mining Association* pointed to the following passage in Justice Blackmun's dissent in *Lujan v. National Wildlife Federation*, 497 U.S. 871, 110 S.Ct. 3177, 111 L.Ed.2d 695 (1990), which "apparently express[ed] the view of all nine Justices on this question:"

> The Administrative Procedure Act permits suit to be brought by any person "adversely affected or aggrieved by agency action." In some cases the "agency action" will consist of a rule of broad applicability; and if the plaintiff prevails, the result is that the rule is invalidated, not simply that the court forbids its application to a particular individual. Under these circumstances a single plaintiff, so long as he is injured by the rule, may obtain "programmatic" relief that affects the rights of parties not before the court. On the other hand, if a generally lawful policy is applied in an illegal manner on a particular occasion, one who is injured is not thereby entitled to challenge other applications of the rule.

145 F.3d at 1409 (quoting *Lujan*, 497 U.S. at 913)(Blackmun, J., dissenting) (citation omitted).

Likewise, the majority in *Lujan* – while finding that there had been no final agency action that had subjected the plaintiff to concrete harm and thus, that the plaintiff's claims were not ripe for review under Article III – recognized that if there *had* been some final agency action that was ripe for review, an individual who was adversely affected by the action could seek a remedy that went beyond the individual's injury. 497 U.S. at 890 n. 2. In particular, Justice Scalia stated:

> If there is in fact some specific order or regulation, applying some particular measure across the board to all individual classification terminations and withdrawal revocations, and if that order or regulation is final, and has become ripe for review in the manner we discuss subsequently in text, it can of course be challenged under the

AMERICAN OVERSIGHT

NV-DA-20-0615-A-003874

> APA by a person adversely affected-and the entire "land withdrawal review program," insofar as the content of that particular action is concerned, would thereby be affected.

Id. The Court found in its summary judgment order that Plaintiffs' challenge to the definition of "significant" under the SPR Policy is ripe for review. Accordingly, *Lujan* supports the conclusion that Plaintiffs have standing under Article III to seek vacatur of the SPR Policy without a geographical limitation.[2]

For these reasons, the Court vacates and sets aside the "significant portion" part of the SPR Policy that it found to be unlawful in its summary judgment order.

IT IS SO ORDERED.

Dated: August 24, 2018

JOSEPH C. SPERO
Chief Magistrate Judge

United States District Court
Northern District of California

[2] The Court respectfully declines to follow the decision in *CBD I* limiting the vacatur order in that case to the District of Arizona. Although the court in *CBD I* cited *Lujan* for the proposition that a regulation is not ripe for review under the APA until there has been some concrete action applying to the claimant's situation, the court did not explain how that language supported the conclusion that the plaintiffs in that case – who *had* been subject to concrete agency action and were bringing a facial challenge to the SPR Policy based on the harm that they suffered from that concrete action – lacked standing to seek vacatur beyond the geographical area where they suffered injury. As discussed above, *Lujan* recognizes that a successful facial challenge to a regulation may result in its invalidation even if that remedy affects nonparties. The Court finds nothing in *Lujan* that suggests that a party who brings a facial challenge based on a concrete injury has standing only as to the geographical area where the injury occurred. The only other case Defendants cite in which vacatur was geographically limited is *Cape Hatteras Access Pres. All. v. U.S. Dep't of Interior*, 344 F. Supp. 2d 108 (D.D.C. 2004). In that case, however, the court limited the scope of the vacatur simply because the parties had agreed to do so and did not discuss any of the issues raised by the parties here as to the scope of the vacatur.

AMERICAN OVERSIGHT
NV-DA-20-0615-A-003875

ADAM PAUL LAXALT
Attorney General of Nevada
JOSEPH TARTAKOVSKY
Deputy Solicitor General (Cal. Bar No. 282223)
Nevada Office of the Attorney General
100 North Carson Street
Carson City, NV 89701
Tel: (775) 684-1100 / Fax: (775) 684-1108
jtartakovsky@ag.nv.gov
Attorneys for Defendant-Intervenor State of Nevada

TORI N. SUNDHEIM (Cal. Bar No. 294559)
Nevada Association of Counties
304 S. Minnesota St.
Carson City, NV 89701
Tel: (775) 548-6081 / Fax: (775) 887-2057
tsundheim@nvnaco.org
Attorney for Defendant-Intervenor Nevada Association of Counties

STACEY SIMON
Mono County Counsel
CHRISTIAN E. MILOVICH (Cal. Bar No. 291337)
Assistant County Counsel
Mono County, CA
P.O. Box 2415
Mammoth Lakes, CA 93546
Tel: (760) 924-1706 / Fax: (760) 924-1701
cmilovich@mono.ca.gov
Attorney for Defendant-Intervenor County of Mono

UNITED STATES DISTRICT COURT

NORTHERN DISTRICT OF CALIFORNIA

SAN FRANCISCO DIVISION

DESERT SURVIVORS; CENTER FOR BIOLOGICAL DIVERSITY; WILDEARTH GUARDIANS; and WESTERN WATERSHEDS PROJECT,

Plaintiffs,

vs.

UNITED STATES DEPARTMENT OF THE INTERIOR; and UNITED STATES FISH AND WILDLIFE SERVICE,

Defendants,

and

STATE OF NEVADA, et al.,

Defendant-Intervenors.

No. 3:16-cv-01165-JCS

MOTION AND MEMORANDUM IN SUPPORT OF DEFENDANT-INTERVERNORS' MOTION FOR SUMMARY JUDGMENT AND OPPOSITION TO PLAINTIFFS' MOTION FOR SUMMARY JUDGMENT

Date: **March 16, 2018**
Time: **9:30 a.m.**
Court: **Courtroom G, 15th Floor**
Judge: **Hon. Joseph C. Spero**

AMERICAN OVERSIGHT
NV-DA-20-0615-A-003876

TABLE OF CONTENTS

PAGE

TABLE OF AUTHORITIES ii

NOTICE OF MOTION AND MOTION 1

MEMORANDUM OF POINTS AND AUTHORITIES 1

I. INTRODUCTION 1

II. FACTUAL HISTORY 2

III. LEGAL BACKGROUND 5

IV. STANDARD OF REVIEW 6

V. ARGUMENT 7

A. The ESA and its implementing regulations require the Service to consider voluntary or future measures, such as the Bi-State Action Plan, in listing decisions. 8

B. The Service properly applied and explained its use of the PECE to withdraw its proposal to list the bi-state sage grouse as a threatened species. 9

1. The Service's finding that the Bi-State Action Plan was certain to be implemented was not irrational. 9

i. Plaintiffs wrongly suggest that BLM and USFS Plan Amendments were the "primary basis" for the Service's decision and ignore record evidence that the Service relied upon. 12

ii. The Service adequately determined that there was a high level of certainty that the parties would obtain the necessary funding. 13

2. The Service exercised its expert judgment and adequately explained why Bi-State Action Plan efforts were certain to be effective. 15

i. The Service adequately explained its use of the Conservation Planning Tool and Integrated Population Model. 16

VI. CONCLUSION 20

CERTIFICATE OF SERVICE 22

AMERICAN OVERSIGHT

NV-DA-20-0615-A-003877

TABLE OF AUTHORITIES

CASES **PAGE**

Defs. of Wildlife v. Jewell,
70 F. Supp. 3d 183 (D. D.C. 2014) ("*DoW II*") ..... *passim*

Defs. of Wildlife v. Jewell,
815 F.3d 1 (D.C. Cir. 2016) ("*DoW III*") ..... *passim*

Defs. of Wildlife v. Norton,
258 F.3d 1136 (9th Cir. 2001) 6, 19

Defs. of Wildlife v. Zinke,
849 F.3d 1077 (D.C. Cir. 2017) ("*DoW IV*") ..... *passim*

Greater Yellowstone Coalition, Inc. v. Servheen,
665 F.3d 1015 (9th Cir. 2011) 5, 8, 11

Humane Soc'y of the United States v. Zinke,
865 F.3d 585 (D.C. Cir. 2017) 20

National Ass'n of Home Builders v. Defs. of Wildlife,
551 U.S. 644 (2007) 8

Northwest Ecosystem Alliance v. U.S. Fish & Wildlife Service,
475 F.3d 1136 (9th Cir. 2007) 8

Permian Basin Petroleum Ass'n v. Dep't. of the Interior,
127 F. Supp. 3d 700 (W.D. Tex. 2015) 8

Rocky Mt. Wild v. Walsh,
216 F. Supp. 3d 1234 (D. Colo. 2016) 13

San Luis & Delta-Mendota Water Authority v. Jewell,
747 F.3d 581 (9th Cir. 2014) ..... *passim*

STATUTES

16 U.S.C. § 1531(a)(5) 5

16 U.S.C. § 1532(20) 6

16 U.S.C. §1533(b)(1)(A) 5

16 U.S.C. §1533(a)(1) 5, 13

NV-DA-20-0615-A-003878

AMERICAN OVERSIGHT

5 U.S.C. § 706(2)(A) 6

REGULATIONS

68 Fed. Reg. 15,100 (Mar. 28, 2003) ..... *passim*

78 Fed. Reg. 64,358 (Oct. 28, 2013) ..... *passim*

80 Fed. Reg. 22,828 (Apr. 23, 2015) ..... *passim*

NV-DA-20-0615-A-003879

AMERICAN OVERSIGHT

NOTICE OF MOTION AND MOTION

To all Parties and their Attorneys of Record: Please take notice that on March 16, 2018, at 9:30 a.m., in Courtroom G, 15th Floor, 450 Golden Gate Avenue, San Francisco, CA 94102, or as soon thereafter as the matter may be heard, under Fed. R. Civ. P. 56 and Civ. L-R 7-2, 7-4, and 56-1, Defendant-Intervenors Nevada, Nevada Association of Counties, and County of Mono, California, move this court for summary judgment against all claims in Plaintiffs' Complaint relating to the final withdrawal of a proposed rule to list the bi-state sage grouse as threatened under the Endangered Species Act. This motion is based on this Memorandum of Points and Authorities, the Administrative Record, other admissible documents, and any oral evidence or argument offered at the hearing.

MEMORANDUM OF POINTS AND AUTHORITIES

I. INTRODUCTION

Plaintiffs seek by court order what they could not get through the administrative process. In doing so, they disparage the unprecedented efforts of dozens of on-the-ground state and federal officials as, effectively, a sham. They describe a do-nothing Fish & Wildlife Service whose decisions are "sleight-of-hand."[1] They belittle with skeptical quotations the "commitment" of various agencies.[2] They seize on every instance of fresh thought as evidence of bad faith or laziness. They deprecate every departure from an uncompromising pro-listing position as suspect or "abrupt" or "inexplicable."[3] They nitpick, observing, for instance, that although the Bi-State Action Plan ("Plan") specified that it would continue to remove pinyon-juniper trees to benefit the sage grouse—as has been done for years, over thousands of tree acres—the Plan fails, they say, to "articulate" precisely how many future acres to remove.[4]

The truth is that when it comes to complex, multi-year decisions like how best to protect a species in territory where other species, including humans, must also live, there is always room to disagree. The very scientists and policy-planners who serve shoulder to shoulder on committees, and who study the same technical reports, themselves engage in earnest dispute. This, in the end, is why

---

[1] Pltfs. Mot. at 34, 39.
[2] Pltfs. Mot. at 2, 3, 13, 14, 17, 28, 30, 31, 32.
[3] Pltfs. Mot. at 2, 28, 16.
[4] Plfts. Mot. at 33.

NV-DA-20-0615-A-003880
AMERICAN OVERSIGHT

Congress requires that courts uphold such decisions so long as there is a rational basis for the decision.

The Obama Administration's Fish & Wildlife Service chose to withdraw a proposed "threatened" listing of the bi-state sage grouse because the Service saw assembled before it one of the broadest and best-funded coalitions ever formed to protect one species.[5] This coalition's plan—the Bi-State Action Plan—was approved in 2012 by the Fish & Wildlife Service ("Service"), U.S. Forest Service, Bureau of Land Management, National Resources Conservation Service, U.S. Geological Survey, Nevada State Department of Wildlife, and California Department of Fish and Wildlife.[6] The leadership of these agencies formed an Executive Oversight Committee and a Technical Advisory Committee (an inter-agency team of scientists) that would collaborate with the long-established Local Area Working Group, a ground-level team of concerned citizens, nonprofits, private landowners, industry representatives, counties, tribal representatives, Department of Defense, and other state and federal agencies. All collaboratively implemented targeted conservation efforts.

In 2013, this unmatched "all hands" alliance redoubled its efforts *precisely* in response to the Service's concerns—in order to prevent a decision to list the species.[7] These labors paid off: in 2015, after years of work, the majority of experts among the state, federal, and private biologists across the region, including those within the Service, came to agree that the Bi-State Action Plan will effectively protect the bi-state sage grouse population.[8] A victory for Plaintiffs here would undermine this extraordinary collaborative effort and, in fact, endanger the very species that all sides wish to conserve.

II. FACTUAL HISTORY

In 2013, the Service proposed to list the bi-state sage grouse as a threatened species because it found that "existing regulatory mechanisms" were "inadequate to protect" the species subset.[9] At the same time, the Service added that "managing agencies are beginning to work more collaboratively across jurisdictional boundaries" and that the Bi-State Action Plan, "if completely refined and fully

---

[5] BSSG0079929 (Doc. 5460) (Service applauds work of Bi-State Local Area Working Group, Executive Oversight Committee, and Technical Advisory Committee); BSSG0079929 (Doc. 5460).
[6] BSSG090789 (Doc. 5870).
[7] 80 Fed. Reg. 22,828 (Apr. 23, 2015); BSSG079486-542 (Doc. 5716).
[8] BSSG090789 (Doc. 5870); 80 Fed. Reg. 22,828.
[9] 78 Fed. Reg. 64,358 (Oct. 28, 2013).

AMERICAN OVERSIGHT
NV-DA-20-0615-A-003881

implemented, may result in the removal of threats to the Bi-State DPS so that the protections of the Act may no longer be warranted."[10] On this summons, the agencies, federal and state, in California and Nevada, intensified their commitment to improve, fund, and implement the Plan.

Pre-2013 conservation efforts had been significant. But under the Service's stringent standards, Plan partners had to achieve new levels of certainty of implementation and effectiveness.[11] The partners, informed by local science and expertise, developed new empirical models, specified new project locations, secured new funding, and put into motion new projects to address threats to the bird such as habitat loss and fragmentation.[12] All this was consistent with the 2013 report of the Conservation Objectives Team of State agencies and Service representatives—the COT Report.[13] The COT Report contained a discrete set of objectives for each threat category to achieve stable or positive bi-state sage grouse population trends, covering fire, non-native or invasive plant species, energy development, sagebrush removal, grazing, range management structures, free-roaming equid management, pinyon-juniper expansion, agricultural conversion, mining, recreation, ex-urban development, infrastructure, and fences.[14] The Plan partners identified actions for each threat category and explored conservation models and data collection tools to obtain reliable population and habitat projections to inform future actions.[15]

By 2015, Plan partners had completed or initiated 200 key projects and identified 79 priority ongoing or future projects ranked by immediacy of threat and broken down by threat categories; these would require $38 million in funding.[16] Analysis under the Policy for Evaluation of Conservation Efforts ("PECE") measured the effectiveness of these actions against COT Report objectives.[17] Partners, for instance, finalized two sophisticated new scientific models for population and habitat

---

[10] *Id.* at 64,372, 64,377.
[11] *Id.* at 64,377; BSSG003074 (Doc. 0674).
[12] *Id.*
[13] BSSG103823 (Doc. 5829); BSSG079489 (Doc. 5716).
[14] BSSG103867-81 (Doc. 5829).
[15] BSSG005473 (Doc. 0138).
[16] BSSG056464-72 (Doc. 4702); BSSG079517 (Doc. 5716); BSSG080385-88, BSSG080437-78 (Doc. 4100); BSSG043775 (Doc. 3229).
[17] BSSG079489 (Doc. 5716).

AMERICAN OVERSIGHT
NV-DA-20-0615-A-003882

projections: the "Conservation Planning Tool" and "Integrated Population Model."[18] The first model allowed the Service to measure the effectiveness of current and future projects and to assess the effect of management actions on sage grouse populations.[19] The second model let the Service confirm stable population projections, even taking into consideration Population Management Units for which data was unavailable.[20] The Plan partners provided an extraordinary $45,233,333 in financial assurances.[21] Finally, the Agencies executed a "Service First Agreement" that let funding acquired by *any* partner to be applied to *any* project across the bi-state sage grouse range.[22]

Plaintiffs claim that the "only difference" between the Bi-State Action Plan found lacking by the Service in 2013 and the Bi-State Action Plan accepted by the Service in 2015 is a "packet" consisting of a "flowchart," "commitment" letters to fund vegetation and easement projects, and a claim that the packet "represent[s] a unified and collaborative approach."[23] In other words, mere paperwork. Plaintiffs' itemization leaves out documents like the (1) Memorandum of Understanding Facilitating Interagency Cooperation, (2) Service First Agreement, (3) Technical Advisory Committee's Summary Letter of Implementation to Date and Effectiveness, (4) Science Support for Effectiveness of Actions by Threat to Conserve the Bi-State Distinct Population Segment, (5) Bi-State Sage Grouse Habitat Characterization and Verification, (6) Conservation Planning Tool, (7) Bi-State Integrated Population Model, and (8) numerous documents related to regulatory mechanisms and assurances.[24] These are critical documents. They set out not only pledges by agencies to solidify their commitment but provided information essential to the Service's PECE analysis. Plaintiffs' characterization of developments from 2013 to 2015 as being one of paper promises is plainly untrue. The far-reaching accomplishments outlined above more than provided a rational basis for the Service's finding that the Plan was certain to be implemented and effective. Plaintiffs fail to show that the Service did not explain its reasoning or rationally apply PECE in

---

[18] BSSG080398 (Doc. 4100).
[19] BSSG079495-520 (Doc. 5716).
[20] BSSG106394 (Doc. 6862); BSSG058529-30 (Doc. 4911); BSSG046922 (Doc. 3884).
[21] BSSG080368-408 (Doc. 4100).
[22] BSSG080581 (Doc. 4100).
[23] Pltfs. Mot. at 31.
[24] BSSG080368-408 (Doc. 4100).

NV-DA-20-0615-A-003883
AMERICAN OVERSIGHT

evaluating the Plan. Plaintiffs offer no information that the Service failed to consider. The Service's withdrawal rests on overwhelming record evidence.

III. LEGAL BACKGROUND

The Endangered Species Act of 1973 ("ESA") reflects Congress's view that collaborative multi-jurisdictional agreements, with pooled resources and mutual safeguards, best support conservation. The Fish & Wildlife Service is mandated to "encourage the States and other interested parties" to develop and maintain conservation programs.[25] Service decisions are to be made only "after taking into account those efforts, if any, being made by any State or…political subdivision."[26] Case law, likewise, captures the truth that local community involvement is the surest guarantor of long-term results. For instance, in *Greater Yellowstone Coalition, Inc. v. Servheen*, 665 F.3d 1015, 1032 (9th Cir. 2011), the Ninth Circuit recognized that the Service, in de-listing the grizzly bear, rightfully relied on a voluntary inter-agency, multi-state conservation plan achievement as the basis for de-listing.

The ESA defines a "threatened" species as one that is "likely to become an endangered species within the foreseeable future throughout all or a significant portion of its range."[27] Section 4(a)(1) of the ESA requires that the Secretary determine whether a species is endangered or threatened because of one or more of the following factors: (A) the present or threatened destruction, modification, or curtailment of its habitat or range; (B) overutilization for commercial, recreational, scientific, or educational purposes; (C) disease or predation; (D) the inadequacy of existing regulatory mechanisms; or (E) other natural or manmade factors affecting its continued existence.[28] Listing Factor D, largely at issue here, does not require that "existing regulatory mechanisms" be legally binding.[29] The D.C. Circuit this year explained that "[h]ad Congress intended to so limit the analysis, it could have used 'State law or regulation,' as it did elsewhere in the ESA."[30] Courts describe Listing Factor D's "regulatory mechanisms" and PECE's

---

[25] 16 U.S.C. §1531(a)(5).
[26] 16 U.S.C. §1533(b)(1)(A); *Defs. of Wildlife v. Jewell*, 815 F.3d 1, 4 (D.C. Cir. 2016) ("*DoW III*").
[27] 16 U.S.C. § 1532(20).
[28] *Defs. of Wildlife v. Zinke*, 849 F.3d 1077, 1079 (D.C. Cir. 2017) ("*DoW IV*") (citing 16 U.S.C. §1533(a)(1)).
[29] *Id.* at 1082.
[30] *Id.*

AMERICAN OVERSIGHT
NV-DA-20-0615-A-003884

"conservation efforts" interchangeably, as "nonbinding measures" that "'if sufficiently certain and effective to alleviate a threat [of endangerment] may render a [legally binding] regulatory mechanism unnecessary."[31] The terms "significant" and "range," are sufficiently unspecific and broad that the Secretary "necessarily has a wide degree of discretion in delineating 'a significant portion of its range.'"[32]

The Policy for Evaluation of Conservation Efforts, dating from March 2003, is a framework by which the Service evaluates voluntary conservation plans that are certain to occur but as yet (1) are unimplemented or (2) haven't yielded results.[33] PECE considers future efforts in the present tense.[34] The basic inquiry is whether these future efforts are "sufficiently certain to be implemented and effective."[35] In particular, the Service looks at "conservation efforts identified in conservation agreements, conservation plans, management plans, or similar documents developed by Federal agencies, State and local governments, Tribal governments, businesses, organizations, and individuals."[36] PECE is how the Service fulfills its duty under 16 U.S.C. § 1533(b)(1)(A) to consider existing conservation efforts before making a listing determination. One of PECE's purposes is to "guide the development of conservation efforts that sufficiently improve a species' status" so that listing becomes unnecessary.[37] PECE, then, operates not only to help evaluate voluntary conservation efforts, but to spur them.[38] PECE also reserves power to the Service to "re-evaluate its listing decision should there be a 'failure to implement the conservation effort' for *any* reason."[39]

IV. STANDARD OF REVIEW

Plaintiffs' challenge to the Service's listing decision is reviewed under the Administrative Procedure Act ("APA"), 5 U.S.C. § 706(2)(A). A court must uphold agency actions unless they are "arbitrary, capricious, an abuse of discretion, or otherwise not in accordance with law." A court's

---

[31] *Id.* at 1082-83.
[32] *Defs. of Wildlife v. Norton*, 258 F.3d 1136, 1145 (9th Cir. 2001).
[33] 68 Fed. Reg. 15,100, 15,113-115.
[34] *Defs. of Wildlife v. Jewell*, 70 F. Supp. 3d 183, 187 (D. D.C. 2014) ("*DoW II*").
[35] *Id.*
[36] 68 Fed. Reg. 15,100.
[37] 68 Fed. Reg. 15,112.
[38] *Id.*
[39] 68 Fed. Reg. 15,114; *DoW III*, 815 F.3d at 10, 11.

AMERICAN OVERSIGHT
NV-DA-20-0615-A-003885

responsibility is to determine, in light of the record considered by the agency, whether the decision was a product of reasoned decision-making.[40]

The ESA's mandate that the Service rely on the "best scientific and commercial data available" is fairly unrestrictive; the requirement "merely prohibits [an agency] from *disregarding* available scientific evidence that is in some way better than the evidence it relies on."[41] What constitutes the "best scientific and commercial data available" falls squarely within the Service's special expertise.[42] There is a strong presumption in favor of upholding the decision of the Service in view of its expertise in the area of wildlife conservation and management.[43] This is because these decisions turn on the Service's predictive judgment as to "models, methodologies, and weighing scientific evidence."[44] Courts may not choose among competing scientific views respecting the status of a species, even where alternative conclusions are presented that "as an original matter, a court might find…more persuasive."[45]

V. ARGUMENT

The perfectly rational reason behind the Service's withdrawal decision comes across in Plaintiffs' own briefing. They acknowledge that the Service's April 2015 decision reflected its acceptance of promises of voluntary action and future funding.[46] They quote the Service's statement in the Federal Register that the Service acted after seeing a "documented track record of active participation and implementation by the signatory agencies, and commitment to continue implementation into the future."[47] Interpreting for themselves the meaning and weight of internal assessments, Plaintiffs label the Service's reliance on future efforts "inexplicable." Yet the supposedly "abrupt" shift that Plaintiffs decry—"abrupt" meaning, apparently, occurring over an 18-month period—arose from considerable new and energetic efforts.[48]

---

[40] *San Luis & Delta-Mendota Water Authority v. Jewell*, 747 F.3d 581, 621 (9th Cir. 2014).
[41] *Id.* at 581.
[42] *Id.*
[43] *DoW IV*, 849 F.3d at 9.
[44] *San Luis,* 747 F.3d at 621.
[45] *Id.* at 603-04.
[46] Pltfs. Mot. at 17.
[47] Pltfs. Mot. at 18.
[48] Pltfs. Mot. at 2 (18 months); BSSG058552-54 (Doc. 4911); BSSG058590 (Doc. 4915).

AMERICAN OVERSIGHT
NV-DA-20-0615-A-003886

Plaintiffs try to undermine the Service's views by selective citation—nowhere easier than with a record of this size—of internal correspondence among agency staffers reflecting ongoing deliberations.[49] But these records only demonstrate the intensity of the deliberations; the demanding nature of the Service's consideration; and the fact that no predetermined conclusions existed.[50] The Service's decision was more than rational—it was exacting. The record shows, between 2013 and 2015, some 23 public meetings discussing PECE compliance for the Plan between the Executive Oversight Committee, Technical Advisory Committee, Local Area Working Group, and Mono County Working Group.

Courts, of course, do not overturn agency decisions based on internal deliberations. The Service has not only the right to change its mind but a *duty* to do so if new facts compel it. Here, the Service met with substantial new developments during the public comment period. In *Northwest Ecosystem Alliance v. U.S. Fish & Wildlife Service*, 475 F.3d 1136, 1145 (9th Cir. 2007), the Ninth Circuit explained that a "paramount purpose" of the APA is *precisely* to "make an agency publish its preliminary rule and then to rethink that position, in light of the comments and additional information received."[51] When the Service withdrew its 2013 proposed listing, it systematically considered the relevant factors and articulated a rational connection between the facts found and the choices made. The decision, the Service explained, was based on new science and information that became available after the 2013 proposal.

A. The ESA and its implementing regulations require the Service to consider voluntary or future measures, such as the Bi-State Action Plan, in listing decisions.

Plaintiffs argue that the ESA does not allow the Service to consider voluntary or future conservation measures in determining whether to list species. To the contrary, such consideration is obligatory.[52] In many of these cases, the very Plaintiffs here raised similar objections that courts

---

[49] Pltfs. Mot. at 8, 12- 13, 26, 33.

[50] *See, e.g., National Ass'n of Home Builders v. Defs. of Wildlife*, 551 U.S. 644, 658-59 (2007); *DoW III*, 815 F.3d at 11.

[51] *Id.*; *see* Dfs. Mot. at 9.

[52] *DoW II*, 70 F. Supp. 3d at 183 and *DoW III*, 815 F.3d at 1 (Conservation Plan for Dune Sagebrush Lizard); *DoW IV*, 849 F.3d at 1082 (Grey Wolf Management Plan); *Servheen*, 665 F.3d at 202 (Grizzly Bear Recovery Plan); *Permian Basin Petroleum Ass'n v. Dep't. of the Interior*, 127 F. Supp. 3d 700, 706, 708 & 710 n.7 (W.D. Tex. 2015) (Lesser Prairie Chicken Range-wide Conservation Plan).

AMERICAN OVERSIGHT
NV-DA-20-0615-A-003887

rejected, finding that the Service exercised its judgment in a responsible, reasoned way.[53] PECE requires the Service to consider all pertinent conservation efforts, not just selected ones and not merely when requested to do so.

B. The Service properly applied and explained its use of the PECE to withdraw its proposal to list the bi-state sage grouse as a threatened species.

Plaintiffs' argument that the Service misapplied PECE by addressing voluntary or "speculative" future efforts is essentially a facial attack on PECE.[54] Yet PECE was developed specifically to measure the certainty of efforts that, as Plaintiffs write, "have not been implemented."[55] So long as these efforts are certain to be implemented and effective, they are deemed *not speculative*.

But what is more, the Bi-State Action Plan was, in 2015, an *existing* plan that had already accomplished much. Plaintiffs note, for instance, that the Service decided that listing was unwarranted after examining "*partially completed* and *ongoing* conservation measures," in addition, of course, to "planned future conservation."[56] And the Plan's efforts were never *rejected* by the Service. To the contrary, in 2013, at the time of the listing proposal, the Service's position was that Plan efforts "*continue* to provide conservation benefits to the DPS into the future," and that the Plan, "*if completely refined and fully implemented*, may result in the removal of threats to the bi-state [sage grouse] so that the protections of the Act may no longer be warranted."[57] Plaintiffs proclaim the supposed impermissibility of relying on efforts yet to be executed, but every plan, by definition, has its execution in the future. This is true, too, of any plan that would follow an ESA listing.

1. The Service's finding that the Bi-State Action Plan was certain to be implemented was not irrational.

PECE specifies numerous fact-specific criteria that must be considered in assessing the

---

[53] *DoW III*, 815 F.3d at 8-9. Plaintiffs omit these cases and rely instead on statements in non-binding district court decisions that were either decided pre-PECE or that do not speak to the application of the Service's PECE criteria. We do not address those decisions here, as Dfts. Mot. at 16, 18 does.
[54] *DoW III*, 815 F.3d at 9.
[55] Pltfs. Mot. at 28.
[56] Pltfs. Mot. at 16-18 (emphasis added) (citing BSSG065299, BSSG065311 (Doc. 5185)); BSSG065309 (Doc. 5185); 80 Fed. Reg. at 22,834-35, 22,849).
[57] 78 Fed. Reg. 64,358, 64,377 (emphasis added); BSSG003074 (Doc. 0674).

AMERICAN OVERSIGHT
NV-DA-20-0615-A-003888

likelihood that future conservation efforts will be implemented and that those efforts will be effective.[58] But the key is that so long as the Service's findings are supported by substantial evidence—meaning reasonable even if contrary evidence exists—there is, as courts explain, "no risk" that the Service would rely on an "overly speculative agreement."[59]

The Service properly applied the "implementation" prong factors and adequately explained its reasoning. By 2015, as noted, new scientific models had been completed; Plan partners had completed or begun implementing 200 key projects; 79 priority projects were identified, ranked by immediacy of threat and threat categories; and more than $45 million in financial assurances were in place. This information, quite reasonably, persuaded the Service that the Plan's efforts were certain to be implemented. These projects addressed close to a million acres of grazing permit terms and conditions, infrastructure improvements such as fence improvements and powerline removals, horse gathers, targeted conifer-removal treatments, meadow improvements, conservation easements, prescribed and fire rehabilitation, road closures, monitoring, data collection, and research.[60] For instance, over 2,682 miles of roads were closed to address threats like habitat fragmentation, human noise, and car collisions.[61] Or take conservation easements: Plaintiffs diminish them as purely speculative, but before 2015, conservation easements were actually emplaced on 12,538 acres in the Bodie, Desert Creek-Fales, White Mountains, and South Mono PMUs.[62]

In *DoW II* and *III*, the court found that the Service properly withdrew a proposed listing for the dune sagebrush lizard when it concluded, two years after its initial decision, that a State of Texas plan made that listing unnecessary.[63] The Texas plan was far less comprehensive than the Bi-State Action Plan here. With the former, for example, unlike here, the Service, though upheld, "did not explain how the Texas plan has identified the specific participation necessary for the plan's success" and enrollees

---

[58] 68 Fed. Reg. 15,115.
[59] *DoW III,* 815 F.3d at 8.
[60] BSSG005447-BSSG005454 (Doc. 0133); BSSG079517 (Doc. 5716); BSSG080385-88, BSSG080437-38 (Doc. 4100); BSSG103823 (Doc. 5829).
[61] BSSG080437 (Doc. 4100).
[62] Pltfs. Mot. at 3, 17, 30 (speculative); BSSG080436 (Doc. 4100).
[63] *DoW III*, 815 F.3d at 7; *see DoW* II 70 F. Supp. 3d at 195.

AMERICAN OVERSIGHT
NV-DA-20-0615-A-003889

had only committed $773,000 to the project.[64] The court also noted that the plaintiffs there, like those here, "merely repackage their challenge to the Service's predictions about the likelihood" that the Plan will be successfully implemented.[65]

The Bi-State Action Plan's structure is strikingly similar to the Grizzly Bear Recovery Plan discussed in *Servheen*—a plan "widely regarded as a success and a model for recovery plans elsewhere."[66] There, as here, Plan signatories were a state-federal partnership including the U.S. Forest Service, National Park Service, Geological Survey, Bureau of Land Management, Montana Department of Fish, Wildlife, and Parks, Wyoming Game and Fish Department, and the Idaho Department of Fish and Game.[67] These agencies formed the Yellowstone Grizzly Coordinating Committee that oversaw a Geological Survey-led team of scientists called the Interagency Grizzly Bear Study Team.[68] The key difference is that the Service in *Servheen* failed to evaluate a new threat to the Grizzly Bear's food source, whitebark pine loss.[69] No such problem arises in our case, because "no new threats to the [bi-state sage grouse] were discovered since the 2013 proposed listing rule, and [Plan] efforts since 2013 already had or were certain to reduce existing threats."[70]

The movement from proposed listing in 2013 to a withdrawal of that proposal in 2015 makes sense given that the Service had always planned, as early as 2012, to evaluate the Plan under PECE.[71] Before 2015, Plan partners worked diligently to accomplish delineated conservation goals based on threat priorities. Collaboration and adaptive management allowed Plan partners, including the Service, to improve at obtaining the tools required, like new technical data and models and funding, and to identify and complete key projects. In fact, in 2012, before the proposed listing decision, the Local Area Working Group and Technical Advisory Committee developed a matrix listing all past completed projects, along with an assessment regarding each of the listing factors, and identified future projects

---

[64] *Id.* at 10, 12.
[65] *Id* at 14.
[66] BSSG090789 (Doc. 5870); *Servheen*, 665 F.3d at 1020.
[67] *Id.* at 1021.
[68] *Id.* at 1022.
[69] *Id.* at 1026-28.
[70] *Id.* at 1030; 80 Fed. Reg. 22,852.
[71] BSSG003754 (Doc. 0247).

NV-DA-20-0615-A-003890
AMERICAN OVERSIGHT

necessary to continue reducing the threats to the bi-state population.[72] As these matrices were updated over time, Plan partners were able to use past successes and failures to develop new conservation and population models to address priority habitat objectives. The Plan was methodically implemented to achieve these objectives, which, in turn, guided future partner funding and implementation.[73] By 2015, the Service was confident that these efforts were reducing threats to the bi-state sage grouse and that future projects were certain to be implemented and effective.

i. Plaintiffs wrongly suggest that BLM and USFS Plan Amendments were the "primary basis" for the Service's decision and ignore record evidence that the Service relied upon.

In 2015, the Service determined that "existing regulatory mechanisms are adequate" on account of the Bi-State Action Plan—not because (as Plaintiffs claim) the Service relied on incomplete Bureau of Land Management and Forest Service Plan Amendments.[74] The Service sufficiently explained what it ultimately decided: that the Plan was the "primary document guiding conservation efforts that have resulted in significant amelioration of the threats to the DPS."[75] The Service viewed federal plan amendments as parallel but not controlling, noting that "[b]ecause the [Bi-State Action Plan] has effectively addressed the threats to the DPS, the plan amendments, while helpful, are not necessary to achieve conservation through reduction of threats to the DPS."[76]

The Service was entitled to rely on its PECE analysis to evaluate the adequacy of regulatory mechanisms under Listing Factor D. It consistently signaled that in conducting such an analysis it would rely on the Plan. For example, it said in 2013 that if additional specifics (e.g., funding) were provided, the Plan could well result in the removal of threats such that a listing would no longer be warranted.[77]

Plaintiffs argue that in considering "existing regulatory mechanisms," the Service, by law, may

---

[72] BSSG005447-5454 (Doc. 0133).
[73] BSSG093477 (Doc. 6488).
[74] BSSG079486 (Doc. 5716); 80 Fed. Reg. 22,845; 78 Fed. Reg. 64,377.
[75] BSSG079507 (Doc. 5716); 80 Fed. Reg. 22,845.
[76] BSSG079305 (Doc. 5712). BSSG003074 (Doc. 0674); BSSG058590-93 (Doc. 4915).
[77] 78 Fed. Reg. 64358, 64377; BSSG003074 (Doc. 0674). An administrative record search reveals 197 *documents* with PECE in the title alone.

AMERICAN OVERSIGHT
NV-DA-20-0615-A-003891

not consider *future* conservation efforts.[78] Oddly, the first decision cited by Plaintiffs on this point rejected their argument.[79] In *Rocky Mountain Wild v. Walsh*, the court wrote that Listing Factor D "does *not*…foreclose consideration of planned conservation efforts" in making a listing decision.[80] Other courts discuss Listing Factor D's "regulatory mechanisms" and PECE's "conservation efforts" interchangeably.[81] The court in *DoW III* rejected outright Plaintiffs' argument that future efforts—there, a Texas plan and New Mexico agreement—"fail a reasonable analysis under Factor D because they are not regulatory mechanisms and are too speculative."[82] This was a "non-starter," the court said, because plaintiffs' claim that PECE criteria "cannot wholly substitute for the ESA's five factor evaluation" was merely an "attempt to supplement the *Policy* with a requirement that is not in it."[83]

ii. The Service adequately determined that there was a high level of certainty that the parties would obtain the necessary funding.

Certainty of implementation is examined in part by looking at whether funding is available for prescribed projects.[84] Here Plaintiffs concentrate their attack. PECE requires that funding be assured for at least one year.[85] For future funding, PECE recommends that the Service receive a "written commitment from the senior official of a state agency or organization to request or provide necessary funding in subsequent budget cycles" or "documentation showing that funds are available through appropriations to existing programs and that the implementation of this plan is a priority for these programs."[86] The Service received each of these assurances.[87] During PECE development, several commenters expressed concern over federal authorizations; the Service responded that a "high level of certainty of funding does not mean that funding must be in place now for implementation of the entire plan."[88] Plaintiffs raise the specter of

---

[78] Pltfs. Mot. at 27.
[79] Pltfs. Mot. at 27.
[80] *Rocky Mt. Wild v. Walsh*, 216 F. Supp. 3d 1234, 1248 (D. Colo. 2016) (emphasis added).
[81] *DoW IV*, 849 F.3d at 1083 (citing *DoW II*, 815 F.3d at 6, 17).
[82] *DoW III,* 815 F.3d at 8.
[83] *Id.*
[84] 68 Fed. Reg. 15,100, 15,108, 15,114.
[85] *Id.* at 15100, 15108.
[86] *Id.*
[87] BSSG080368-410 (Doc. 4100).
[88] *Id.*

AMERICAN OVERSIGHT
NV-DA-20-0615-A-003892

unfulfilled federal promises by pointing to a website discussing supposed 2018 budget cuts,[89] but this citation postdates the decision at issue and so is irrelevant (and moreover appears to depart from Plaintiffs' pledge, made at the January 13, 2017 hearing, not to go outside the administrative record).

The Plan commitment package showed up to *three* years of funding were assured, with a funding schedule and commitments to obtain the remaining funding over the next *ten* years.[90] The $45,233,333 in funding commitments coupled with the Service First Agreement ensured, moreover, that Plan projects would not be contingent on any one partner's ability to obtain funding.[91] The Service also considered the Plan partners' ability to obtain past funding for the 200 completed or initiated projects to show the likelihood that future funding would be obtained.[92]

In total, federal Plan partners pledged $33.8 million: Bureau of Land Management ($6.5 million), Natural Resources Conservation Service ($12 million), Department of Agriculture ($13.9 million), Geological Survey ($400,000), and the Service ($1 million).[93] Portions of these amounts were appropriated in February 2014, amounts to be used for sage grouse conservation efforts through FY 2018; the remainder would be requested for future funding cycles.[94] Plaintiff Center for Biological Diversity, during the public comment period, actually emphasized the strength of these federal dollars on the proposed critical habitat designation: in June 2014, the Center noted, the "administration announced that $31 million in spending through 2024 would be allocated to help ranchers and others improve habitat for the bi-state population" and urged the Service to subtract the full $31 million from the cost estimate in the final economic analysis.[95]

The remaining $11,433,333 is to come from state and private funds: the Nevada Department of Wildlife ($3.4 million), California Department of Fish and Wildlife ($2.5 million), Mono County ($2.2

---

[89] Pltfs. Mot. at 31 n.6.
[90] BSSG080385-57 (Doc. 4100).
[91] BSSG093474 (Doc. 6487); BSSG080368-408 (Doc. 4100); BSSG093477 (Doc. 6488); BSSG079520 (Doc. 5716).
[92] 68 Fed. Reg. 15,108; BSSG079517, BSSG079495-6 (Doc. 5716).
[93] BSSG058521 (Doc. 4900).
[94] BSSG080534-5 (Doc. 4100).
[95] BSSG088130 (Doc. 5983).

AMERICAN OVERSIGHT
NV-DA-20-0615-A-003893

million), and private and nonprofit contributions ($3.33 million).[96] Even if federal appropriations were not reliable, a position outright rejected in the Service's PECE, these State and private funds do not derive from federal appropriations. Not only is this level of commitment to conservation efforts high by national standards, it far exceeds what courts recently have found adequate.[97] For example, it dwarfs the $773,000 in participation fees deemed sufficient to protect the sagebrush lizard in Texas and New Mexico.[98] The Plan alliance, with its multiple funding sources, is well prepared to withstand the ebb and flow of administrative financial priorities by contrast to an effort that the Service conducts on its own.

2. The Service exercised its expert judgment and adequately explained why Bi-State Action Plan efforts were certain to be effective.

Plaintiffs assert that the Service had too much confidence in the effectiveness of proposed conservation efforts. But the Service relied on its expertise and experience.[99] Plaintiffs fail to demonstrate that the Service acted arbitrarily in agreeing with multiple concurring experts that the Plan was highly certain to be effective. The "effectiveness" prong of PECE is by nature a technical inquiry that requires weighing scientific evidence; court review is "at its most deferential" here.[100]

Plaintiffs allege that the withdrawal decision is inconsistent with the best available science on the bi-state sage grouse population.[101] Yet they do not allege that the science or models are insufficient, or that the Service failed to explain them or acknowledge their limitations. This dooms the allegation. Nor does the record support Plaintiffs' insinuation that the withdrawal decision was driven by "politics."[102] The Service noted in fall 2014: "there hasn't been any pressure felt by the Directorate or the Department."[103] The charge, moreover, is irrelevant given that Plaintiffs cannot "point to any science that the Service ignored, misused, or manipulated, or to any material switch in the Service's position."[104] This

---

[96] BSSG058521 (Doc. 4900).
[97] *Id.*
[98] *DoW III*, 815 F.3d at 9.
[99] *DoW II*, 70 F. Supp. 3d at 194; *DoW III*, 815 F.3d at 16.
[100] *San Luis,* 747 F.3d at 603.
[101] Pltfs. Mot. at 22.
[102] Pltfs. Mot. at 16, 30.
[103] BSSG058544 (Doc. 4911).
[104] *Humane Soc'y*, 849 F.3d at 613; *DoW II* at 194.

AMERICAN OVERSIGHT
NV-DA-20-0615-A-003894

circuit recognizes that the best available science requirement is broad; it just disallows an agency from *ignoring* scientific evidence better than the evidence it relies on.[105] The existence or weighing of competing views as to scientific conclusions or policy choices (inherent in virtually every such decision) cannot be used to show that the Service's determinations were arbitrary or capricious.[106] A reviewing court evaluates "agency choices with respect to models, methodologies, and weighing scientific evidence" *only* to ensure that the agency's choices are supported by reasoned analysis.[107]

The Service met this standard. Plaintiffs themselves report that scientists were actually optimistic when looking forward.[108] Plaintiffs note, for example, that during the Service's Recommendation Team meeting, thirteen Service biologists were asked: "Given the information provided since 2013 and the anticipated future conservation efforts, what is the proposed status for the future (threatened/endangered/not warranted)?"[109] Three still supported a "threatened" listing—but more than twice as many did *not*. These eight, instead, recommended a "not warranted" decision—based, again, precisely on future conservation efforts.[110] These experts provided various explanations that are reflected in the withdrawal decision.[111] This shows not only that the Service undertook considerable deliberations on this issue but that the Service adopted, rationally, the majority expert opinion regarding the anticipated success of the Plan. Plaintiffs do not allege that the experts were given incorrect information. The Service explained in its final 2015 decision that, consistent with these internal deliberations, the Plan had "reduced threats to the DPS now and into the future."[112] Where, as here, the Service articulates a rational connection between the facts concerning threats to the species and determinations on listing, courts defer to the Service's expert judgment.

i. The Service adequately explained its use of the Conservation Planning Tool and Integrated Population Model.

---

[105] *San Luis,* 747 F.3d at 602; *see DoW IV*, 849 F.3d. at 1089.
[106] *Id.*
[107] *Id.*
[108] Pltfs. Mot. at 15.
[109] BSSG058551 (Doc. 4911).
[110] Pltfs. Mot. at 16; BSSG058552-54 (Doc. 4911); BSSG058590 (Doc. 4915).
[111] BSSG058553 (Doc. 4911); BSSG085264 (Doc. 4916).
[112] 80 Fed. Reg. 22,8339.

AMERICAN OVERSIGHT
NV-DA-20-0615-A-003895

The Service properly detailed its reliance on new planning tools for priority conservation projects. Plan partners in 2012 identified the data and models needed to meet conservation objectives.[113] By 2014, Plan-funded models were populated by telemetry and GPS tracking of marked birds and modeling inputs such as vegetation, topography, surface roughness, proximity to anthropogenic disturbance or infrastructure, and other information pertinent to sage grouse use or avoidance.[114] These tools provided a way to scientifically inform conservation efforts.[115] For instance, the Integrated Population Model uses lek counts and demographic parameters to assess population growth and trajectories over time. This, in turn, refines the Conservation Planning Tool.[116] All this, again, was a development between 2013 and 2015, i.e., between the proposed listing and withdrawal of that proposed listing.

The Plan targets, using the Conservation Planning Tool, the most important areas for conservation. The projects populated by this tool are ranked by a variety of inputs, including acreage and return on investment; the tool produces a list of projects based on urgency and effectiveness.[117] This is especially important when considering the significance of woodland treatments and private conservation easements and in understanding the Service's explanation for why only a few thousand acres of targeted private conservation easements or woodland treatments could effectively reduce threats to the population.[118] For example, improper grazing can be a threat to bi-state sage grouse persistence, but conservation easements that encourage sustainable grazing practices, maintain water features, and prevent urbanization are key to species survival.[119] Private lands constitute a small percentage of habitat, but 5,400 acres of such lands contain upwards of 75% of the "core breeding habitat" in Nevada.[120] So it stands to reason that conservation easement acreage is proportional to the availability of core breeding

---

[113] BSSG005470-73 (Doc. 0138); BSSG080513 (Doc. 4100).
[114] BSSG080398 (Doc. 4100).
[115] BSSG079520 (Doc. 5716).
[116] BSSG080398, BSSG080426 (Doc. 4100); BSSG091039 (Doc. 6096).
[117] BSSG080398 (Doc. 4100).
[118] BSSG048850-59 (Doc. 3965); BSSG004803 (Doc. 0026).
[119] BSSG005306 (Doc. 0121), cf. BSSG088140 (Doc. 6919) (Plaintiff Western Watersheds Project argues that grazing can *never* be a useful tool for conservation, suggesting even that the "visual presence of cattle" causes increased stress hormone levels in sage grouse).
[120] BSSG004803 (Doc. 0026); BSSG003797 (Doc. 1708); 80 Fed. Reg. 22,840.

AMERICAN OVERSIGHT
NV-DA-20-0615-A-003896

habitat. Conservation of these areas through easements or fee title acquisitions has significantly reduced threats to this key component of bi-state sage grouse habitat.[121]

The best available science—the Integrated Population Model—shows that the trend is stable or improving for most bi-state sage grouse.[122] The trend is what matters. Plaintiffs claim that the "present survival prospects for the Bi-State Sage Grouse are bleak."[123] This is contradicted by the record, including even by their own comment letters during the public process. One Plaintiff wrote then that "preliminary results from modeling appear to show some population stability in the groups of bi-state sage grouse for which data was available of high enough quality to be included in the modeling."[124] Another Plaintiff acknowledged that the model found that "trends in males counted per lek for the Bi-State populations have been relatively stable since 2003."[125] Plaintiffs today assert that the "once-thriving population" has declined, precipitously, to "as few as 2,497 birds."[126] They neglect to mention that this figure, the record's lowest population count, dates from 2008—almost a decade ago, well before the concerted efforts that have served to guarantee the bird's future. The population count in 2012, the latest year used in the Population Model, showed an almost quadrupled population of 9,828.[127] The Integrated Population Model nevertheless incorporated all data points on population count—low and high—into its growth trajectories and still found population growth trends stable or improving.

In addressing populations by Population Management Unit (or PMUs), the model showed stable or increasing trends for the central core of the DPS—the Bodie, Desert Creek-Fales, and South Mono PMUs.[128] In 2013 the Service found that the central core populations had a "probability of persistence between 85 and 100 percent over the next 30 years."[129] There is little data to support *any* conclusions about the Pine Nut, Mount Grant, and White Mountains PMUs because the data was inadequate or

---

[121] 80 Fed. Reg. 22,840; BSSG080437 (Doc. 4100).
[122] BSSG106390 (Doc. 6862); 80 Fed. Reg. 22,831.
[123] Pltfs. Mot. at 3.
[124] BSSG090533 (Doc. 5853) (Center for Biological Diversity).
[125] BSSG091036 (Doc. 6424) (WildEarth Guardians).
[126] Pltfs. Mot. at 7.
[127] BSSG000444 (Doc. 5508); 80 Fed. Reg. 22,828.
[128] BSSG106394 (Doc. 6862); BSSG058529-30 (Doc. 4911); 80 Fed. Reg. 22,831.
[129] 78 Fed. Reg. 64,359, 64,362, 64,373-74; *see also* BSSG003785 (Doc. 1708).

AMERICAN OVERSIGHT
NV-DA-20-0615-A-003897

unavailable for those populations.[130] Yet lack of data does not mean a lack of sage grouse. The record does not support Plaintiffs' claims of precipitous decline.

Plaintiffs misstate Service conclusions to paint a grim (but inaccurate) picture. For example, Plaintiffs write: "[e]ach of the Bi-State Sage Grouse's six PMUs is now largely geographically and genetically isolated."[131] What the Service actually said was that the bi-state sage grouse is "genetically unique and markedly separate from the rest of the species' range."[132] The Service was not asserting that individual PMUs are isolated from *each other*, but rather that the bi-state sage grouse (as all agree) is simply different from other western sage grouse populations, i.e., a distinct population segment. Or Plaintiffs quote the Service's 2015 decision as stating that "connectivity"—important to genetic diversity—"between the Bi-State Sage Grouse's PMUs continues to erode,"[133] but omit the next sentence: "However, as discussed in the [PECE analysis], conservation efforts are effectively…helping maintain connectivity."[134] The 2015 decision also emphasized that "[o]ngoing and future conservation efforts are likely to *increase*…connectivity."[135] Elsewhere, Plaintiffs use a Service species status report to assert that leks in the South Mono area "have begun producing nonviable eggs."[136] Actually, the report only said that nonviable eggs appeared in a "single isolated" subpart of the South Mono area (called Parker Meadows) but not in the larger, core portion of the area.[137] The bottom line is that on these and other factual questions, the Service plainly weighed the evidence and addressed it in its decision.

Plaintiffs assert that the bi-state sage grouse has lost "half of its habitat" during the past 150 years. But a timeline that begins near the close of the Civil War is a problematic starting point, since reliable modern data on habitat was not collected until about 2002.[138] The Ninth Circuit has held that "it simply does not make sense to assume that the loss of a predetermined percentage of habitat or range

---

[130] 78 Fed. Reg. 64,359, 64373-74; 80 Fed. Reg. 22,831.
[131] Pltfs. Mot. at 7.
[132] 80 Fed. Reg. 22,829.
[133] Pltfs. Mot. at 26.
[134] 80 Fed. Reg. 22,831.
[135] *Id.* at 22,849 (emphasis added).
[136] Pltfs. Mot. at 26.
[137] BSSG000549, BSSG000569 (Doc. 5508).
[138] BSSG106367 (Doc. 6862).

AMERICAN OVERSIGHT
NV-DA-20-0615-A-003898

would necessarily qualify a species for listing."[139] This is why the Service's interpretation of "range" as focusing on "current range" has been upheld as reasonable.[140] Where the area that a species is expected to survive is much smaller than its historical range, the Secretary must only "explain her conclusion that the area in which the species can no longer live is not a "'significant portion of its range.'"[141]

Notwithstanding this lack of data for non-core PMUs and overall stable population-growth trends, the withdrawal decision analyzed together the Pine Nut, Grant, and White Mountains PMUs for its "significant portion of its range" analysis and found this portion, without the core population, is not in danger of extinction or likely to become so in the foreseeable future.[142] This conclusion is appropriate. The best available science standard does not require the Service to obtain perfect data, especially where it is not technically feasible.[143] The Service found that, although available information "may lead some to believe" these PMUs may be at risk, the "best available information currently indicates that a substantial amount of conservation is currently being applied (and will be carried out in the future)" within these PMUs.[144] The Service adequately explained its findings in 2013 and then why those findings changed in 2015 given new scientific models and the forecasted effectiveness of Plan efforts.

VI. CONCLUSION

Plaintiffs dislike that bi-state sage grouse conservation efforts are proceeding along different lines than they prefer. They seem not to trust state and federal officials in the way that the Service must. But the Service took its withdrawal decision seriously—and it is to the Service that Congress entrusted this decision. The best available science does not support a listing. The only question for the Court is whether, on this record, the agency had a reasonable basis to withdraw its proposed rule. The Service's judgment was more than amply supported.

DATED this 27th day of October, 2017.

ADAM PAUL LAXALT
Nevada Attorney General

---

[139] *Norton*, 258 F.3d at 1145.
[140] *Humane Soc'y of the United States v. Zinke*, 865 F.3d 585, 603 (D.C. Cir. 2017).
[141] *Id.*
[142] 80 Fed. Reg. 22,853.
[143] *San Luis*, 747 F.3d at 602.
[144] 80 Fed. Reg. 22,853.

NV-DA-20-0615-A-003899
AMERICAN OVERSIGHT

/s/ Joseph Tartakovsky
Joseph Tartakovsky
Nevada Deputy Solicitor General

Attorneys for Defendant-Intervenor State of Nevada

/s/ Tori N. Sundheim
Tori N. Sundheim
Nevada Association of Counties

Attorney for Defendant-Intervenor Nevada Association of Counties

STACEY SIMON
Mono County Counsel
/s/ Christian E. Milovich
Christian E. Milovich
Assistant County Counsel, Mono County

Attorney for Defendant-Intervenor County of Mono

NV-DA-20-0615-A-003900
AMERICAN OVERSIGHT

CERTIFICATE OF SERVICE

I hereby certify that on October 27, 2017, I electronically filed the foregoing Motion and Memorandum in Support of Defendant-Intervernors' Motion for Summary Judgment, Opposition to Plaintiffs' Motion for Summary Judgment, and Proposed Order with the Clerk of the Court using the CM/ECF system, which will send notification of this filing to the attorneys of record.

ADAM PAUL LAXALT
Attorney General of Nevada

/s/ Joseph Tartakovsky
JOSEPH TARTAKOVSKY
Deputy Solicitor General
Nevada Office of the Attorney General
100 North Carson Street
Carson City, NV 89701
Tel: (775) 684-1100
Fax: (775) 684-1108
jtartakovsky@ag.nv.gov

Attorneys for Defendant-Intervenor State of Nevada

NV-DA-20-0615-A-003901
AMERICAN OVERSIGHT

The following links and/or pages are support for agenda Item 13a

https://www.federalregister.gov/documents/2018/10/05/2018-21619/idaho-boise-caribou-targhee-salmon-challis-and-sawtooth-national-forests-and-curlew-national

AMERICAN OVERSIGHT

Stephanie M. Klapstein

From: Amanda Evans <aevans@nvnaco.org>
Sent: Friday, June 15, 2018 1:59 PM
To: andelee@aol.com; bshawcroft@churchillda.org; chevalgabor@fs.fed.us; coclerkts@hcnv.us; wadunkelberger@fs.fed.us; Bill Brewer; Desire Barnson; Glover, Murph M; Ivory Lyles; Jennifer Crowe; Joe Gloria; Ken Collum; Marla McDade Williams; Michael Pelham; Mike Rebaletti; Pam Robinson; Patricia Cafferata; Ross,Lisa; Sheila Anderson; Stephen Clutter; Tim Shannon; Virg Arellano; Wayne Carlson
Subject: NACO Board Meeting
Attachments: NACO Board Agenda Packet June 2018.pdf

Good Afternoon,

As requested, attached is the agenda packet for next weeks meeting.

--
Regards,

Amanda Evans
Office Manager
Nevada Association of Counties
775-883-7863
www.nvnaco.org

Save the Date
November 13-15



AMERICAN OVERSIGHT

NEVADA ASSOCIATION OF COUNTIES (NACO)

Board of Directors' Meeting
June 22nd, 2018, 9:30 a.m.
NACO Office
304 S. Minnesota Street
Carson City, NV 89703

AGENDA

Some NACO Board members may attend via video link or phone from other locations. Items on the agenda may be taken out of order. The NACO Board may combine two or more agenda items for consideration. The NACO Board may remove an item from the agenda or delay discussion relating to an item on the agenda at any time.

Call to Order, Roll Call and Pledge of Allegiance

1. Public Comment. Please Limit Comments to 3 Minutes.

2. Approval of Agenda. **For Possible Action.**

3. NACO President's Report.

.

4. NACO Executive Director's Report.

5. Approval of Minutes of the May 18th, 2018 NACO Board of Directors Meeting. **For Possible Action.**

6. Election of Nevada's Two Representatives to the National Association of Counties (NACo) Board of Directors. **For Possible Action.**

7. Possible Approval of a Letter from NACO to Governor Sandoval Regarding the State's 2019-2021 Biennium Budget. **For Possible Action**

8. Presentation and Discussion Regarding the Nevada Network of Fire Adapted Communities and How Counties Can Get Involved, Michael Beaudoin, Coordinator.

9. Presentation and Discussion Regarding the Certified Local Government Program and Other Opportunities for Counties to Access Funding for Historic Preservation Projects, Jim Bertolini, Historian, Nevada State Historic Preservation Office.

10. Discussion and Possible NACO Support for the Creation of a Reporting Tool for Rural Counties to Use to Monitor Contract Public Defenders. **For Possible Action**

11. Update on Legislative Committees and Studies, Legislative Priorities, and Possible Approval of NACO Bill Draft Requests for the 2019 Legislative Session. **For Possible Action**

Update and Possible Action Regarding Public Lands and Natural Resources Issues Affecting Counties Including:

    a. NACO Public Lands and Natural Resources Committee Update.

    b. Update on the BLM and USFS Greater Sage Grouse Resource Management Plan Amendments, Including Discussion and Possible Action Regarding Cooperating Agency Status with the USFS.

12. NACO Committee of the Emeritus Update.

13. National Association of Counties and Western Interstate Region Board Member Updates.

AMERICAN OVERSIGHT

14. NACO Board Member Updates.

15. Public Comment. Please Limit Comments to 3 Minutes

Adjournment.

Members of the public who are disabled and require special accommodations or assistance at the meeting are requested to notify NACO in writing at 304 S. Minnesota Street, Carson City, NV 89703, or by calling (775) 883-7863 at least three working days prior to the meeting.

Members of the public can request copies of the supporting material for the meeting by contacting Amanda Evans at (775) 883-7863. Supporting material will be available at the NACO office and on the NACO website at: www.nvnaco.org

This agenda was posted at the following locations:
NACO Office 304 S. Minnesota Street, Carson City, NV 89703
Washoe County Admin. Building 1001 E. Ninth Street, Reno, NV 89520
Elko County Manager's Office 540 Court Street #101, Elko NV 89801
POOL/PACT 201 S. Roop Street, Carson City, NV 89701

AMERICAN OVERSIGHT

The following links and/or pages are support for agenda Item 4

In order for your county to cast its votes in the National Association of Counties annual election of officers you must complete the credentials form, signed by your Commission Chair, by June 29th. Please find additional information attached.

AMERICAN OVERSIGHT

MEMORANDUM

ELECTION OF NACo OFFICERS AND VOTING ON POLICY

To: County Board Chairpersons, Parish Presidents, Borough Mayors, County Judges, Elected County Executives and County Clerks
From: Roy Charles Brooks, NACo President
Date: May 18, 2018
Subject: Voting Credentials – 2018 Annual Conference

NACo is preparing for the 83rd Annual Conference to be held July 13-16, 2018, in Nashville-Davidson County, Tenn. It is important that your county participates in the association's annual election of officers and policy adoption. **In order to participate, a county must have paid its membership dues and have one paid registrant for the conference, according to NACo bylaws**.

Please read the enclosed information carefully. Indicate on the credentials form the name of the county voting delegate and alternate authorized to pick up your county's voting materials.

A checklist is enclosed to assist you in filling out the voting credentials form. Additionally, **the chief elected official of your county must sign the form**. A chief elected official may include the following:

- board chair/president
- mayor
- county judge
- **elected** county executive

Please fill out this form in advance and mail, fax or scan and e-mail the enclosed form by ***FRIDAY, JUNE 29***.

If no one from your county is planning to register for the conference, you do not have to turn in the credentials form.

Alex Koroknay-Palicz - Fax (866) 370-9421

Credentials Committee
Attn: Alex Koroknay-Palicz
National Association of Counties
660 North Capitol St, NW, Suite 400
Washington, DC 20001

AKPalicz@naco.org

Membership Coordinator, Alex Koroknay-Palicz, can be reached at 888.407.NACo (6226) x291, his direct line at 202.942.4291 or *akpalicz@naco.org*. We look forward to seeing you in Nashville-Davidson County!

AMERICAN OVERSIGHT

NV-DA-20-0615-A-003907

2018 Credentials Process Frequently Asked Questions

On what issues or for which candidates do counties/parishes/boroughs vote?
Counties vote on resolutions that set NACo legislative and association policy for the coming year. Delegates also elect NACo officers for the coming year. The position of second vice president is usually the one position that is contested.

How can my county vote?
A county must be a NACo member "in good standing" in order to vote. This means your county's dues for 2018 must be paid before the voting occurs. **Also, the county must have at least one paid registration for the annual conference and have proper credentials**.

What are credentials?
Credentials attest to a county's eligibility to vote. Credentials contain information on the number of votes a county is eligible to cast, as well as the identity of the delegate that is authorized to cast the county's vote.

How is the credentials form distributed?
The form is mailed to the clerk and chief elected official of member counties so that the county can provide the name of the voting delegate to NACo. Conference registrants will receive an e-mail with a link to the credentials form as well. Only counties that have paid their 2018 NACo dues will receive a credentials form. This form is mailed in May. Please return this form by Friday, June 29, 2018.

Why did I receive a credentials form?
You are receiving this form because you are the chief elected official at your county, your county's clerk, or you registered for the 2018 NACo Annual Conference. If you wish to vote, please bring the credentials form to your chief elected official to fill out and return to us. Please see this packet for more instructions on the form.

My county has misplaced the credentials form. What should I do?
The credentials form will be available in the Elections and Voting Credentials section of the NACo website (*www.naco.org/credentials*) shortly after it is mailed. After you download, print, and fill out the form correctly, you can return it to NACo. Please call Alex Koroknay-Palicz at 888.407.NACo (6226) x291 if you need assistance.

If my county is not registering for the Annual Conference, does my county have to send in the credentials form?
No. Only counties who register are able to vote. Please do not return the credentials form to the NACo office if your county does not plan to register for the Annual Conference.

What is a voting delegate?
A voting delegate is someone authorized by your county/parish/borough board to pick up a ballot and cast your county's votes at the annual conference. The delegate must have a paid registration to the conference.

Who may be a voting delegate?
Any elected or appointed official or staff member from your county/parish/borough may be a voting delegate. That decision is up to your county board.

What is an alternate?
An alternate is another elected or appointed official or staff member from the county delegated by the county to pick up and cast its ballot. The alternate must have a paid registration to the conference.

- The delegate OR alternate listed on the credentials form may pick up your county's ballot.

AMERICAN OVERSIGHT

My county has only one person attending the conference. Does my county have to designate an alternate?
No. It is not necessary to list an alternate if a delegate is named.

Whose ballots may the state associations of counties/parishes/boroughs receive?
Your state association of counties/parishes/boroughs is allowed to pick up any unclaimed ballots from counties/parishes/boroughs that have registered delegates. The pick-up time for state associations is Sunday afternoon (2 to 5 pm) during the conference. The state association may then cast those ballots in the election.

My county does not want our state association to pick up our votes. How does my county go about indicating this decision?
You must check the box that says "*If my ballot is not picked up, I DO NOT AUTHORIZE my state association to pick up or cast my county's vote. I understand that my county's votes will NOT be cast if I select this option.*"

- Remember that your county's votes will not be cast at all with this option if your delegate does not pick up the ballot.

If I do not get my credentials form into the NACo office by June 29, may I become credentialed on site at the conference?
Yes. You may bring the original credentials form signed by your chief elected official or fill out the on-site ballot form. By signing the on-site ballot form you declare that you and the other conference attendees from your county have agreed that you are the voting delegate for your county. You must be registered for the conference to be able to vote.

What would happen if more than one registered attendee from my county fills out the on-site ballot form?
If there is uncertainty as to who the authorized delegate is, and more than one person claims to be your county's authorized delegate, officials from your county will need to resolve the dispute by 1 p.m. CDT on Sunday July 15, 2018. Unless the dispute is resolved, your county's votes will not be counted. To resolve the dispute, all registrants who filled out the on-site ballot form need to agree as to who is authorized to cast their county's votes and communicate that to Alex Koroknay-Palicz at the credentials desk by 1 p.m. CDT on July 15.

How do I get my ballot?
When you submit your credentials form NACo staff prints out a paper ballot to bring to the NACo Annual Business Meeting. In order to vote you will need to pick up this paper ballot at the NACo Credentials Desk. Your county has until 1 p.m. on Sunday July 15 to come to the Credentials Desk and pick up your ballot. If you do not pick it up by 1 p.m. your state association can then pick up your vote until 5 p.m. unless you check the box on the form to not permit them. If you check that box and do not pick up your own ballot your county WILL NOT be permitted to vote.

What would happen if I've picked up my ballot, but I need to leave before the election on Monday?
If you have picked up the ballot for your county but won't be present to cast it at the NACo Annual Business Meeting on Monday morning, you can give that ballot to a delegate from your same county, from another active member in your state, the head of your state delegation, or your state association president or president's designee. To do this, you (transferer) and the person you are handing the ballot to (transferee) must sign the Record of Ballot Transfer form on the back of your ballot.

My county won't be attending this year's Annual Conference, can we still vote?
Yes. Your county can still have its votes counted without attending the conference, but one person from your county still needs to register. You must have at least one person registered by 12 PM CDT on July 10. If you register, do not plan to attend and wish to vote, you MUST designate your state association president as your delegate on the Credentials Form. Your state association president or his/her designee will pick up and cast your ballot.

AMERICAN OVERSIGHT

How does NACo determine the number of votes each county receives?
The number of votes is determined by the amount of dues a county pays. Dues are based on population. All counties are entitled to at least one vote. Members with more than $1,199 in dues are entitled to one additional vote for each additional $1,200 in dues or fraction thereof paid in the year the meeting is held.

- Counties with dues of $450 to $1,199 receive one vote.
- Counties with dues of $1,200 to $2,399 receive two votes, and so on.
- The maximum number of votes a county can receive is 51.

My county has 10 votes. How can our 25 commissioners divide or share the votes?
That is up to your county. NACo has no rule as to how counties decide to allocate their votes. Counties may split their vote amongst the candidates running for second vice president if it is desired.

I've heard the term "unit vote" used. What is that?
Some states, by custom or policy, cast all of their votes as a block or "unit." State associations typically have a meeting before the election to determine how they will handle the voting process.

- Check with your state association regarding the time, date and location of this meeting.
- NACo bylaws permit each county to cast its vote as it chooses. Your county does not have to vote with your state association should you so choose.

When does the voting take place?
This year's election will be held on Monday, July 16, 2018 at 9:30 a.m. at the NACo Annual Business Meeting.

How does the voting occur?
Votes are cast by state, not by state association. Counties from a state sit together as a delegation. The reading clerk will call out states at random. A state appointed representative will approach the microphone and call out that state's vote. This will continue until one of the candidates has a majority of the total number of votes being cast. Voting may still continue after a majority has been reached.

What is a roll call?
Roll call is a way of voting for NACo resolutions to be passed. If a roll call is necessary, the names of the states will be read out in alphabetical order by the reading clerk. A state appointed representative will approach the microphone and call out that state's vote as "yes" or "no." This will continue until all votes have been cast.

What happens if there is a dispute over the election process?
It is rare, but sometimes irregularities occur with how votes are cast or counted, or how the credentialing process is conducted. As a safeguard elections may be challenged during the voting process at the NACo Annual Business Meeting. Challenges are allowed under two circumstances. A voting delegate may challenge the vote for his/her state, and his/her state only. A candidate running to become a NACo officer may challenge the vote of any state. If a challenge is made, the NACo Credentials Committee may audit the ballots of a state delegation to ensure that the number of votes the state is casting matches the number of ballots the state has. The committee may also audit the ballot transfer records on the back of each ballot and the State Voting Totals Form, which is a form states fill out showing the number of votes cast for each candidate.

AMERICAN OVERSIGHT

NATIONAL ASSOCIATION of COUNTIES NACo

2018 CREDENTIALS VOTING FORM

Please complete and **RETURN FORM BY JUNE 29, 2018** to:

Credentials Committee / NACo
Attn: Alex Koroknay-Palicz
660 North Capitol St, NW,
Suite 400
Washington, DC 20001

You may also fax this form to:

866.370.9421 ... or scan and e-mail this form to: **akpalicz@naco.org** ... or have the voting delegate(s) carry it with him/her to the NACo conference and present it at the Credentials Desk.

If you do not plan on registering for the 2018 Annual Conference, **there is no need to fill out and return this form.** Your county/parish/borough **MUST** have at least one paid conference registration to be able to vote.

By signing this form you are declaring that you and the other conference attendees from your county have agreed that you are the voting delegate for your county.

If your ballot is not picked up at the 2018 Annual Conference the President of your State Association will pick up and cast your county's votes unless you check the box below.

☐ If my ballot is not picked up, **I DO NOT AUTHORIZE** my state association to pick up or cast my county's vote. I understand that my county's votes will NOT be cast if I select this option.

PLEASE TYPE OR PRINT IN BLOCK LETTERS.

County / Parish / Borough

State

Name your county / parish /borough's delegate (s)

Designated County Delegate

First Name

Last Name

Job Title / Description

County Alternate

First Name

Last Name

Job Title / Description

Please note: This form must be signed by the CHIEF ELECTED OFFICIAL from your county.
Submissions without an appropriate signature will not be accepted

Signature of Chief Elected Official
(Board President / Chair / elected County Executive / Judge / Mayor)

Date

Cell Number

Print Name

Title

AMERICAN OVERSIGHT

Credentials Checklist

Please use the following checklist before returning the credentials form.

YES **NO** Has my county/parish/borough paid its 2018 NACo dues?

If no, please contact NACo's Membership department at 888.407.NACo (6226). 2018 dues must be paid before votes may be cast.

YES **NO** Has my county/parish/borough registered or at least one person from my county/parish/borough paid the registration fee to attend the annual conference?

If no, STOP. The county must have at least one paid conference registrant to cast a ballot, according to NACo's bylaws. If no one from your county is registered for the conference, your county may not vote in the election. If your county does not plan on registering for the conference, you do not need to turn this credentials form back in to the NACo office.

If you have answered "YES" to both of the above questions, please continue.

YES **NO** Has my county designated a voting delegate and alternate, if applicable?

Only ONE alternate may be designated per county. If more than one alternate is designated per form, only the first will be counted as the credentialed voting alternate.

YES **NO** Has the chief elected official of my county/parish/borough (board chair, mayor, parish president, elected county executive, etc.) signed the credentials form?

*If you have answered **yes** to **all** questions, please either fax, mail **or** scan and e-mail the credentials form by Friday, June 29, 2018 to:*

Alex Koroknay-Palicz
Fax # (866) 370-9421

Or:

Credentials Committee
Attn: Alex Koroknay-Palicz
National Association of Counties
660 North Capitol St., NW, Suite 400
Washington, DC 20001

Or:

AKPalicz@naco.org

If you have questions call or e-mail Alex Koroknay-Palicz at 888.407.NACo (6226) or his direct line: (202) 942-4291. E-mail: *akpalicz@naco.org*

AMERICAN OVERSIGHT

The following links and/or pages are support for agenda Item 5

AMERICAN OVERSIGHT

NEVADA ASSOCIATION OF COUNTIES (NACO)

Board of Directors' Meeting
May 18th, 2018, 9:30 a.m.
NACO Office
304 S. Minnesota Street
Carson City, NV 89703

UNADOPTED MINUTES

Attendance: President Weekly, President Elect Waits, Vice President French, Elko County Commissioner Dahl, Douglas County Commissioner Thaler, Lincoln County Commissioner Higbee, Esmeralda County Commissioner Bates, Elko County Commissioner Steninger, Storey County Commissioner McGuffey, Lyon County Commissioner Hunewill, Washoe County Commissioner Hartung, Churchill County Commissioner Olsen, Carson City Mayor Crowell, NACO Fiscal Officer Kalt & NACO Staff (Dagny Stapleton, Vinson Guthreau, Tori Sundheim & Amanda Evans)

Remote Attendance: Pershing County Commissioner Shank & Nancy Parent, Nevada of Clerks and Election Officials

Other Attendance: Murph Glover, NDOT; Steven Meglio & Marshall Smith, POOL/PACT; Dane Windsor, NACo & Dean Bill Payne, UNR

The meeting was called to order at 9:30 a.m.

1. **Public Comment**. Commissioner Olsen addressed the Board regarding the sale of UNR Agricultural Experiment Station property and shared a resolution encouraging the Board of Regents to ensure that the proceeds of any land sale be placed in a trust fund to benefit the College of Agriculture, Biotechnology and Natural Resources per the policy set forth in their existing resolution.

2. **Approval of Agenda**. The agenda was approved on a motion by Commissioner Dahl with second by Commissioner Thaler.

3. **NACO President's Report**. President Weekly thanked the Board for making the trip to Clark County the previous month, and recognized President Elect Waits' birthday.

4. **NACO Executive Director's Report**. Dagny announced that the TIGER program had been replaced by the BUILD grant program for federal transportation grants and the application deadline is July 18. She informed the Board that the bids received for replacing the video conference system are not currently within the Association budget, but work had been completed with the system support staff and some of the issues previously experienced have been rectified. Commissioner Hartung inquired as to the potential for refurbished equipment and Amanda informed the Board that she hadn't previously looked into that option but was willing to do so. She did add that she would be cautious regarding obtaining support on refurbished or used equipment. President Weekly noted that video conferencing is a powerful tool and discussed the potential for possibly obtaining some type of grant funding to assist in replacing the components of the system that are no longer able to be serviced. Dagny addressed questions from previous meetings regarding the usage of the distribution of marijuana funds to the counties and reminded the Board that the funds can be placed in the general fund, however it is advised that counties use the funds for items clearly connected to impacts from legalization of marijuana such as law enforcement, human services, code enforcement, etc. She noted that PILT will be addressed in item 11. Commissioner Steninger inquired whether any Commissioners had heard about a possible bill to remove the guaranteed funding from counties that had zoned out marijuana establishments. None of the members had heard of such a bill. Dagny concluded her remarks by addressing Tori's departure and recognizing the many things Tori accomplished over the course of her employment with NACO. Dagny also outlined the recruitment process for filling Tori's position.

AMERICAN OVERSIGHT

5. **Approval of Minutes of the April 20, 2018 NACO Board of Directors Meeting**. The minutes were approved on a motion by Mayor Crowell with second by Commissioner McGuffey. President Elect Waits requested that the location of the Board meeting be included in the minutes going forward.

6. **Approval of NACO's March 2018 Financial Statements and March 29, 2018 Investment Reports**. Dagny informed the Board that the Association's Fiscal Officer, Alan Kalt, was in attendance to help answer any questions and that she is working with him on a new format for the statements that will be instituted in the next quarter. The financial statements and investment reports were approved on a motion by Commissioner Hartung with second by WIR member Dahl.

7. **Presentation and Discussion Regarding Security and Public Access in County Buildings, Marshall Smith POOL/PACT**. Mr. Smith informed the Board that he is the Risk Manager for POOL/PACT and began his presentation discussing "1st Amendment audits". In general, a 1st Amendment audit is a test of whether protected activity is properly tolerated by governmental entities and employees, for example, a member of the public videotaping in a public building. Documents outlining details of the audits were distributed to the Board and Mr. Smith noted that the location of where an audit is being attempted matters. In general, 1st Amendment audits can only be conducted in locations identified as public, streets, sidewalks, meeting rooms, social media etc. They cannot be attempted or conducted in areas where public access is denied. Commissioner Hartung inquired about safety concerns, specifically a person attempting to survey a location for nefarious purposes. Mr. Smith noted that it is a very grey area and that Homeland Security is developing guidelines that will allow for removal of a person given certain circumstances and that regardless of a person's right to be in the location they do not have the right to interfere with legitimate business activity. Vice President French inquired as to the issue of a person photographing a private residence from a public location. Mr. Smith informed the Commissioner that the best course of action is to contact law enforcement to determine the legalities of the current situation. President Elect Waits inquired as to employees feeling threatened by a person's actions. Mr. Smith noted that counties are able to restrict public access to locations within public buildings. Steven Meglio addressed physical security. He noted that it is important for counties to develop a security plan. He addressed single point entry locations, landscape design to funnel public access to an entry location and the use of CCT systems. President Elect Waits inquired about weapon restrictions and Mr. Smith recommended directing questions regarding exemptions to restrictions to the District Attorney. The discussion also addressed metal detector usage and the employment of security officers.

8. **Presentation and Discussion Regarding the U.S. Communities Program and County Purchasing Efficiencies, Dane Windsor, National Association of Counties (NACo)**. Mr. Windsor gave the Board an overview of the program's goal to encourage the responsible use of public funds. He noted that the program is a purchasing cooperative and that it allows smaller entities to leverage the discounts of larger entities' contracts for goods and services. The Cooperative adopts the contracts of large governmental entities after they have gone through the public bidding process thereby allowing smaller entities to purchase goods and services directly under previously vetted contracts without having to go through a lengthy and labor intensive bidding process. He informed the Board that there is no cost to participate in the program and that average savings are typically 10-20% and can go up to 40%. Each agency is able to determine their own terms when purchasing. He also informed the Board that NACO, as a sponsor of the program, does receive non-dues revenue based on quarterly usage of the program. Mr. Windsor then gave a brief overview of the program's website and national usage of the program which is roughly 2/3 of the counties in the country. Mr. Windsor concluded his remarks by informing the Board that he is willing to work with the Association to conduct trainings for county purchasing personnel on the program, and that there is an easy, streamlined online process through which purchasing can be conducted.

9. **Update on Interim Legislative Committees and Studies and Preliminary Discussion on NACO Legislative Priorities for the 2019 Legislative Session**. Dagny informed the Board that the Right to Counsel Commission has held three meetings to discuss indigent defense reform. She reminded the Board that counties have six representatives on the Commission and that at the last meeting several counties gave presentations to the Commission. The next steps for the Commission include the acceptance of a report on rural county public defense systems by the 6th Amendment Center and the development of a recommendation to the Legislature. She discussed the Interim Public Lands

AMERICAN OVERSIGHT

Committee and informed the Board that the focus of the committee is currently on how public lands impact communities and economic development and that Commissioners Wichman and Tipton were presenting to the Committee that day. Vinson discussed the Committee on Affordable Housing, chaired by Senator Ratti and informed the Board that the Committee's goal is to identify potential solutions to funding and providing additional affordable housing units. Potential solutions being discussed are enabling local governments to lower fees associated with building affordable housing units. Commissioner Thaler asked about a definition of affordable and Vinson said that the Committee is looking at that definition and will most likely propose changes to comport with federal definitions. President Weekly noted the importance of the issue and varied populations it affects and how the needs vary by those populations. Commissioner McGuffey inquired about funding and Vinson said that the current discussed solutions that may affect counties are only enabling legislation. The Board also discussed issues with market driven price increases and the potential to work with employers and the banking industry to help find solutions as well. Dagny discussed the Energy Choice Initiative that would change the Nevada Constitution to deregulate energy and if it passes in November the Legislature will be required to develop the regulations and deregulation process. The Board directed staff to bring a presentation on the issue to a future meeting, to determine if they will take an official position. Vince informed the Board that July 1 is the date that Legislative BDR summaries will be released and that NACO's BDR's are due September 1st. Vince also let the Board know that the Legislative Committee is working on recommendations to bring to them. Staff will continue to watch all legislative items closely and bring anything of concern to the Board.

10. **Discussion and Approval of an Update to NACO's Natural Resources and Public Lands Action Plan**. Tori referenced the draft distributed to the Board. She also reviewed the items from the previous plan that had been completed. Items on the Plan include ongoing efforts regarding wild horses & burro's, full funding for PILT, wildfire - including efforts to stop fire borrowing - and issues with invasive species and weed management. The Public Lands and Natural Resources Committee approved the Plan when they met the previous day. The Plan was adopted by the Board on a motion by Commissioner Dahl with second by Commissioner McGuffey.

11. **Update and Possible Action Regarding Public Lands and Natural Resources Issues Affecting Counties Including:**

    a. **NACO Public Lands and Natural Resources Committee Update.** Vice President French noted the upcoming workshop by the Emeritus Committee on Public Lands and Natural Resources plans and the importance to ensure they have consistency with BLM travel management plans and expressed concern with recognized and closeable roads. He also stressed the need for the plans to be consistent with county master plans and ensure they are relevant. Having some consistency within the format of the plan was also noted as being important to ensure that the agencies could develop some comfort with their reviews. Commissioner Olsen reminded the Board that Commissioner Wichman had all the roads in Nye County catalogued and that Churchill County is doing the same to combat issues with agency travel management plans.

    b. **Update on the Greater Sage Grouse Resource Management Plan Amendments.** Tori informed the Board that the DEIS was released to the public and that comments are due August 2nd. She informed the Board that staff is working with all the Association's partners to have a plan in place. She noted that Jeremy Drew from RCI is at the Sagebrush Ecosystem Council to share the county objectives with the State. She also informed the Board that information was provided to the BLM to help them understand the needs of the counties including the need for exceptions for services and ground truthing. Dagny informed the Board that a meeting will be held in mid-July amongst counties to finalize strategy and county inputs.

    c. **Discussion of Substitution of New Counsel to Represent NACO as Defendant-Intervenor on behalf of the Service in Lawsuit against the U.S. Fish and Wildlife Service Seeking to Vacate their Decision not to List the Bi-State Sage Grouse as an Endangered Species.** This item was heard in closed session. Following the closed session the Board discussed the substitution of counsel required by Tori's departure. Mayor Crowell informed the Board that Carson City was willing to have a member of their District Attorney's office act

AMERICAN OVERSIGHT

as counsel for the next steps in the suit. The Board approved the substitution on a motion by Commissioner Dahl with second by Vice President French.

12. **NACO Committee of the Emeritus Update**. Vinson informed the Board that the Committee is working on the County Natural Resources and Public Lands Plan Workshop to be held on July 20th and the new commissioner training which will be held at the NACO Annual Conference in November.

13. **National Association of Counties and Western Interstate Region Board Member Updates**. Commissioner Dahl and Vice President French informed the Board that the WIR meeting was the following week in Idaho and items to be discussed include PILT and possible change in the disbursement formula, specifically in the population cap. Vice President French also informed the Board that a county in Utah had filed suit due to the removal of the automatic reauthorization language for PILT in the omnibus. It was also noted that WIR is recruiting for leadership positions on the Board.

14. **NACO Board Member Updates**. Updates were given by members of the Board highlighting various activities within their counties.

15. **Public Comment**. None was given.

The meeting was adjourned at 12:59 p.m.

DRAFT

AMERICAN OVERSIGHT

The following links and/or pages are support for agenda Item 8

http://www.livingwithfire.info/it-takes-a-community

AMERICAN OVERSIGHT

The following links and/or pages are support for agenda Item 9

The Nevada State Historic Preservation Office (SHPO) is making changes to a program that may be of interest to counties. SHPO is seeking input from local government officials and related organizations concerning some revisions they are making to the Certified Local Government (CLG) program. Proposed revisions to this program are being made in an effort to make it accessible to more of Nevada's counties and cities. The public comment period runs through June 29th. The proposed new materials are online at http://shpo.nv.gov/clg.

If you're not familiar with the CLG program, it is a partnership program between a local government, SHPO, and the National Park Service for local governments that demonstrate a commitment to historic preservation. Within the proposed revisions, SHPO is hoping to redefine that commitment as the establishment of a citizen commission for historic preservation, and the passing of an ordinance that, at minimum, acknowledges the importance of preserving historic places to a community's long-term identity and economic development.

Chief among the benefits of becoming a CLG is access to special grants from our SHPO. Those grants can fund a great number of projects, including county-wide preservation plans, surveys of historic places within a county, and education programs to help owners of historic property learn current best practices. SHPO also provides training, education, and other support to CLGs as funding and travel allows.

AMERICAN OVERSIGHT

U.S. Forest Service
Sage-Grouse Bulletin #5
June 7, 2018

Summary: Sage-Grouse Bulletin #5 provides an update on the development of plan amendments in advance of a June 21, 2018 NOI. It also includes information on planning timelines and the decision framework.

Potential Plan Amendments – Development of Proposed Action

On May 22 and 23, 2018 the Forest Service's core Interdisciplinary Team and technical specialists met to develop proposed changes to Greater Sage-Grouse (GRSG) plan amendments in response to comments received as a result of the 2017 Notice of Intent to Prepare an Environmental Impact Statement (NOI), internal scoping, and through coordination with the Sage Grouse Task Force. The purpose of proposed changes are to improve the clarity, efficiency, and implementation of greater sage-grouse plans, including better alignment with Bureau of Land Management (BLM) and state plans, in order to benefit greater sage-grouse conservation on the landscape scale.

There are several categories of proposed changes, which vary by state, and include:

- Streamlining plans in accordance with BLM plans and Forest Service (FS) policy
- Eliminating subset of priority habitat management areas (PHMA) known as sagebrush focal areas
- Editing to correct minor clerical errors, for clarity, and to reduce redundancy
- Creating clarifying stipulations for when habitat disturbing activities are allowed
- Clarifying the current process of making the exceptions for minerals development
- Modifying mapped habitat management areas, and clarifying their purpose and use
- Modifying livestock management guidelines by replacing specific grass-height requirements with standardized use of the habitat assessment framework
- Stressing treatment of invasive plants in PHMAs
- Modifying the adaptive management framework to align the FS framework with BLM and state-based adaptive management systems
- Focusing protections for greater sage-grouse in order to better incentivize habitat disturbance to areas outside of PHMAs
- Modifying the compensatory mitigation framework, including the use of no net loss or net conservation gain elements, in order to promote landscape-scale effectiveness by aligning the FS framework with BLM and state-based compensatory mitigation systems

Cooperating agency meetings. Preliminary meetings are ongoing in several states to provide an opportunity to discuss specific proposed actions and to make adjustments prior to the release of the NOI. There will be additional opportunities to provide input on proposed plan changes for cooperating agencies, the public, and other partners during the NOI and draft EIS comment periods.

Plan Amendments –NEPA Timelines

The Forest Service plans to complete one multi-region EIS. At this time, it is likely that the Records of Decision will occur on a state by state basis. The timeline to complete the proposed GRSG plan amendments includes the publication of a NOI on or about June 21 (30 day comment period), a draft EIS for public comment in late August (90 day comment period), a final EIS and draft RODS in January, 2019 (60 day objection period), and then signing of the RODs approving the plan amendments as early as the end of March 2019 to mid-June 2019 at the latest, depending on the complexity of objections received.

AMERICAN OVERSIGHT

Stephanie M. Klapstein

From: Amanda Evans <aevans@nvnaco.org>
Sent: Friday, January 12, 2018 12:58 PM
To: andelee@aol.com; bshawcroft@churchillda.org; chevalgabor@fs.fed.us; coclerkts@hcnv.us; wadunkelberger@fs.fed.us; Bill Brewer; Desire Barnson; Ivory Lyles; Jennifer Crowe; Joe Gloria; Ken Collum; Mike Rebaletti; Pam Robinson; Patricia Cafferata; Ross, Lisa; Sheila Anderson; Stephen Clutter; Virg Arellano; Wayne Carlson
Subject: NACO Board of Directors Meeting
Attachments: NACO Board Agenda Packet January 2018.pdf

Good Afternoon,

As requested attached is a copy of the agenda and supporting materials for next weeks meeting.

--
Regards,

Amanda Evans
Office Manager
Nevada Association of Counties
775-883-7863
www.nvnaco.org

AMERICAN OVERSIGHT

NV-DA-20-0615-A-003921

NEVADA ASSOCIATION OF COUNTIES (NACO)

Board of Directors' Meeting
January 19th, 2018, 9:30 a.m.
NACO Office
304 S. Minnesota Street
Carson City, NV 89703

AGENDA

Some NACO Board members may attend via video link or phone from other locations. Items on the agenda may be taken out of order. The NACO Board may combine two or more agenda items for consideration. The NACO Board may remove an item from the agenda or delay discussion relating to an item on the agenda at any time.

Call to Order, Roll Call and Pledge of Allegiance

1. Public Comment. Please Limit Comments to 3 Minutes.

2. Approval of Agenda. **For Possible Action.**

3. Investiture of the 2018 NACO Officers.

4. NACO President's Report.

.

5. NACO Executive Director's Report.

6. Approval of Minutes of the December 15th, 2017 NACO Board of Directors Meeting. **For Possible Action.**

7. Approval of NACO's 2018 Associate Members. **For Possible Action.**

8. Approval of the Appointment of NACO Executive Director Dagny Stapleton to the University of Nevada Cooperative Extension Advisory Council. **For Possible Action.**

9. Approval of NACO Resolution 18-01 Recognizing January as National Radon Action Month. **For Possible Action.**

10. Discussion and Presentation Regarding the Opioid Epidemic in Nevada and Options for Counties to Engage in Legal Action Against Opioid Manufacturers, Robert Eglet, Partner, Eglet Prince; Erin Dickinson, Partner, Crueger Dickinson. **For Possible Action.**

11. Presentation from the Nevada Association of County Human Services Administrators, *County Human Services 101*, Edrie LaVoie, Lyon County Human Services Director.

12. Update and Discussion on NACO and NACO Members' Participation in the National Association of Counties 2018 Legislative Conference in Washington D.C., including Meetings and Events Held During the Conference. **For Possible Action.**

13. Discussion Regarding the Ongoing Development of Policies and Programs Governing the use of Drones (Unmanned Aerial Systems), Including the Federal Unmanned Aerial Systems Integration Pilot Program. **For Possible Action.**

Note: The NACO Board of Directors May Interrupt the Open Meeting and Exclude the Public from the Meeting for the Limited Purpose of Receiving the Information and for Deliberation Relative to Agenda Items #14 (b) and (d) below:

14. Update and Possible Action Regarding Public Lands and Natural Resources Issues Including:

AMERICAN OVERSIGHT

a. NACO's Engagement in the Bureau of Land Management's and U.S. Forest Service's Greater Sage Grouse Resource Management Plan Amendments.

b. The Ongoing Lawsuit Filed by the State of Nevada and Nine Nevada Counties Regarding the BLM's and U.S. Forest Service's Greater Sage Grouse Resource Management Plans.

c. Release of the Draft Environmental Impact Statement for the Nevada Test and Training Range Military Land Withdrawal at Nellis Air Force Base.

d. The Center for Biological Diversity's Lawsuit against the U.S. Fish and Wildlife Service Seeking to Vacate their Decision not to List the Bi-State Sage Grouse as an Endangered Species and NACO's Motion to Intervene on behalf of the Service.

15. NACO Committee of the Emeritus Update.

16. National Association of Counties and Western Interstate Region Board Member Updates.

17. NACO Board Member Updates.

18. Public Comment - Please Limit Comments to 3 Minutes

Adjournment.

Members of the public who are disabled and require special accommodations or assistance at the meeting are requested to notify NACO in writing at 304 S. Minnesota Street, Carson City, NV 89703, or by calling (775) 883-7863 at least three working days prior to the meeting.

Members of the public can request copies of the supporting material for the meeting by contacting Amanda Evans at (775) 883-7863. Supporting material will be available at the NACO office and on the NACO website at: www.nvnaco.org

This agenda was posted at the following locations:
NACO Office 304 S. Minnesota Street, Carson City, NV 89703
Washoe County Admin. Building 1001 E. Ninth Street, Reno, NV 89520
Elko County Manager's Office 540 Court Street #101, Elko NV 89801
POOL/PACT 201 S. Roop Street, Carson City, NV 89701

AMERICAN OVERSIGHT

The following links and/or pages are support for agenda Item 6

AMERICAN OVERSIGHT

NEVADA ASSOCIATION OF COUNTIES (NACO)

Board of Directors' Meeting
December 15th, 2017, 9:30 a.m.

UNADOPTED MINUTES

ATTENDANCE: President Phillips, Vice President Waits, Mineral County Commissioner Tipton, Elko County Commissioner Dahl, Washoe County Commissioner Herman, Lincoln County Commissioner Higbee, Lyon County Commissioner Alt, Humboldt County Commissioner French, Storey County Commissioner McGuffey, Esmeralda County Commissioner Bates, Elko County Commissioner Steninger, Churchill County Commissioner Olsen and NACO Staff: (Dagny Stapleton, Amanda Evans and Tori Sundheim)

REMOTE ATTENDANCE: President Elect Weekly, Clark County Commissioner Kirkpatrick and White Pine County Commissioner Perea

OTHER ATTENDANCE: Christopher Robinson, DETR; Dr. Ivory Lyles, University of Nevada Cooperative Extension and Lee Bonner, NDOT

The meeting was called to order by President Phillips at 9:31am.

1. **Public Comment**. None was given.

2. **Approval of Agenda**. The agenda was approved on a motion by Commissioner Tipton with second by Commissioner Bates.

3. **NACO President's Report**. President Phillips thanked President Elect Weekly for conducting the November meeting in his absence.

.

4. **NACO Executive Director's Report**. Dagny informed the Board that the Commission on Aging is looking for a county representative and that any Commissioners interested in serving should apply for appointment directly; additional information was included in the meeting materials. She welcomed Elko County Commissioner Steninger to the Board and noted that Commissioner Dahl will still serve on the Board as a WIR Representative as outlined in the By-Laws. She reminded the Board that the counties that have NACO Officers and representatives on the NACo and WIR Boards have an automatic appointment to the NACO Board and so they could also have an additional commissioner from their counties serve on NACO. Dagny informed the Board that the NACo Legislative Conference will take place at the beginning of March in Washington D.C. She informed the Board that staff is following the interim legislative committees and the development and adoption of the regulations associated with bills approved during the 2017 session. Staff is currently working to review and weigh in on regulations associated with the implementation of recreational marijuana and renewable energy tax abatements. Amanda informed the Board of issues associated with the "end of life" status of the NACO office's current telephone system and explained that a new system has been purchased and should be functional in January. In the meantime she asked the Board to contact staff via email or cell.

5. **Approval of Minutes of the November 17, 2017 NACO Board of Directors Meeting**. The minutes were approved on a motion by Commissioner Tipton with second by Commissioner Bates.

6. **Discussion and Approval of NACO's 2018 Budget**. Dagny reminded the Board that the draft budget was presented and discussed at the November Board meeting. She provided an answer to the question posed by Commissioner Thaler at that meeting, that any bonus pay approved would not accrue retirement benefits. The budget was approved on a motion by Commissioner Tipton with second by Commissioner French.

AMERICAN OVERSIGHT

7. **Introduction and Update from the Director of the University of Nevada Cooperative Extension, and CABNR Associate Dean for Engagement, Ivory Lyles**. Dr. Lyles distributed Cooperative Extension's Annual Report to the Board and asked that the Board call him at any time with any questions. Dr. Lyles spoke about his background and career prior to coming to Nevada. He stated that one of his top priorities is to enhance and improve communications with NACO and the individual counties and Commissioners. He informed the Board that within the next three months the Cooperative Extension Advisory Council and that Commissioner Kirkpatrick and Dagny have already been asked to serve on the Council. He informed the Board that he had met with President Johnson regarding the proposed budget enhancement and the 2019 legislative process and noted that the President asked him to relay that he intends to deliver on this promise to budget an increase in funding for Extension. He said that that proposed enhancement will go before the Board of Regents at their April meeting for approval. He also spoke about Extension programming and the institution of a small business development program in southern Nevada; he said that MOUs had already been signed with the program partners. Commissioner Kirkpatrick inquired as to his ability to give both her and Commissioner Weekly the information on the program he had just spoken of and Dr. Lyles promised to reach out immediately. Commissioner French noted that during the interview process Dr. Lyles had noted that he would be an advocate for the 4-H program and inquired as to what was being done to support the program in the rural communities. Dr. Lyles informed the Board that this was a priority for him and that he is in the process of reviewing the program. He said that staff has been instructed to provide two white papers regarding the program, one specific to individual county staff and one specific to the programs and structure of each county program. He said that his goals regarding 4-H are the reinstitution of individual county advisory committees, concentration on STEM programs and the enhancement of the camp facility to include a conference center. Commissioner Alt noted the need to educate on public lands issues and Commissioner Herman noted that while STEM programs are important to the urban areas it is vital to maintain agriculture programs in the 4-H and Extension programs. Commissioner Kirkpatrick stated the agriculture programs are just as important to Clark County as they are in the rural communities, specifically noting that existing programs in Clark County have implemented community gardens in 113 schools in cooperation with non-profit groups and that 4-H programs have helped educate kids about healthy eating and where their food comes from. President Elect Weekly thanked Commissioner Kirkpatrick for putting that information on the record and reiterated that Extension was another program that brought the urban and rural areas of the state together.

8. **Discussion Regarding the Opioid Epidemic in Nevada and Options for Counties to Engage in Legal Action Against Opioid Manufacturers**. Dagny informed the Board that the item had been placed on the agenda because of discussion regarding the potential for counties to file suits to recover damages for the costs associated with the opioid epidemic. She noted that NACo has been engaged in the issue and has a task force dedicated to the situation. Information included in the agenda packet described actions that counties across the country had taken and included a link to a Nevada database with county specific information on impacts from the epidemic. She noted that Nevada is one of the most affected states in terms of deaths from Opioids, and that in Lyon County in 2015, for example 1200 prescriptions had been written for every 1,000 citizens. She explained that she had been informed that law firms had been reaching out to some of the counties and that Clark County had recently voted to engage with a Nevada firm with experience in national class action suits to represent them in a lawsuit against the opioid manufacturers. Lawsuits like this are paid for on a contingency basis so that counties do not pay any legal fees for the representation. She went on the explain that the AG is working on this issue as well and is part of a group of over 40 state AG's that conducted an investigation into the actions of the pharmaceutical companies and have already entered into settlement talks. She shared that a group from NACO had a meeting with the AG's office to gather information about the State's efforts. The group learned that the damages the state is claiming are somewhat different than those that counties can show, and that the AG's intent is to share any settlement funds with counties; however, any funds received by the state would also have to go before the Legislature for disbursement. Commissioner Kirkpatrick noted that Clark County made the decision they did because they felt that the county needed the ability to plan ahead for long term local needs and have the ability to direct the funds received. Vice President Waits noted that a large focus of the NACo Legislative Conference will be on the epidemic. Commissioner French inquired as to other counties who had been approached by law firms and it was noted that Washoe and Elko Counties had been contacted. Commissioner Higbee inquired as to the need to sue vs. asking the pharmaceutical companies to assist in rectifying the problem. Commissioner Kirkpatrick informed the Board that the

AMERICAN OVERSIGHT

legislature had begun working on the issue in 2013 but they received pushback from doctors and pharmacies. Commissioner McGuffey inquired as to if there is a number on non-problem usage. Commissioner Kirkpatrick noted that the focus has been and needs to be on problem usage and how prescriptions are written. Commissioner Olsen noted that there is evidence in Churchill County that 85-90% of the jail population is addicted to some form of substance and 2X as many women are jailed than 20 years ago. Commissioner French noted that he had attended the meeting with the AG's office and following the meeting he asked the 6th judicial drug court for the impacts to Humboldt County. He was told that 90% of those in the drug court system started with prescription Opioids or marijuana and then progressed to Heroin. He also noted that there are significant impacts to the cost of county services caused by the epidemic. Commissioner Tipton also noted that the Mineral County Sheriff has informed her that 50% of returning inmates have mental health issues and have addiction issues. Dagny informed the Board that some of the counties that have settled hadn't gone to court as the companies had come to the table to discuss settlement after the cases were filed. She also suggested that rural counties have their DA's take a look at the issue if there was interest. Staff was directed to inquire whether Clark County's firm would be willing to come speak to the Board and to bring additional information back to the Board at the next meeting. No action was taken beyond the direction to staff.

9. **Presentation from the Department of Employment, Training, and Rehabilitation on State Economic Data Available to Counties, Christopher Robison, Supervising Economist**. Christopher Robinson gave the Board a high level overview on the data specific to and available to counties through the Department. Resources available include publications, presentations, trainings, online job ads and career resources as well all individual county profiles and projections. Mr. Robinson informed the Board that a business directory is being developed that will show businesses operating in the counties via several different factors and encouraged the Commissioners to reach out to the Department with any questions or to request publications or trainings. Commissioner French inquired about statistics regarding labor participation and Mr. Robinson noted that they are working in partnership with the Census Bureau on those numbers and why people are not participating in the labor market. He noted that those results would be based on survey results and the answers given by participants.

10. **Presentation and Discussion on the Coalition Against Bigger Trucks Initiative, Pam Mann**. Ms. Mann gave a presentation on the Coalition's request for support to limit the size of semi-truck and trailer combinations on federal highways. Her presentation included information on crash statistics, bridge stress, pavement damage, and service violations. She requested the Association support the initiative. Paul Enos of the Nevada Trucking Association noted that Nevada law already exceeds the parameters set forth in the Coalition's proposal. He noted that dynamics are different for small carriers vs. those that affect national highways. He requested that the Association take no action on the item. Commissioner Dahl asked how Nevada compared to Arizona and Mr. Enos stated that Arizona does not have longer combination vehicles other than a small stretch of I-15 between Nevada and Utah that required Congressional action in 2016 to allow the combination vehicles. Commissioner Olsen noted that requiring smaller trucks will drive costs up for small producers and result in higher consumer prices. He also noted that the drivers in the larger vehicles with multiple trailers are veteran drivers. Commissioner French took issue with the mandatory language of the federal proposal, and Ms. Mann noted that all state DOT's have the ability to allow larger truck/trailer combinations as needed and reiterated effects on local roads. The Board voted to take no action on a motion by Commissioner Alt with second by Commissioner Herman.

11. **Update and Possible Action Regarding Public Lands and Natural Resources Issues Including:**

    a. **NACO's Engagement in the Bureau of Land Management's and U.S. Forest Service's Greater Sage Grouse Resource Management Plan Amendments.** Tori informed the Board that BLM Scoping Comments had been submitted on the 1st and that she is collecting comments submitted by others. She noted that the Forest Service is on a different schedule and the those Scoping Comments will be submitted on January 5th. She informed the Board that she will be adjusting the comments submitted to the BLM to the requirements and of the Forest Service. She requested the Commissioners to contact her with any questions or additional information on the comments and/or how participation would look going forward in the process.

AMERICAN OVERSIGHT

b. **The Ongoing Lawsuit Filed by the State of Nevada and Nine Nevada Counties Regarding the BLM's and U.S. Forest Service's Greater Sage Grouse Resource Management Plans.** Tori informed the Board that there are upcoming meetings on the issue and additional information would be provided at a future meeting.

c. **Comments on the U.S. Fish and Wildlife Service's Proposed Mitigation Policy Revisions.** Tori noted that the Service has been ordered to rewrite their policies finalized in 2016 by Executive Order and that Comments had been submitted at that time. She referenced the submitted comments included in the agenda back up, noting that she would be conducting a review of the order and the comments prior to the Jan 5th submission date and she was instructed to submit the comments as written, or have any changes reviewed by the Public Lands Committee prior to submission, on a motion by Commissioner Tipton with second by Commissioner French.

d. **Cooperating Agency Status for the U.S. Forest Service's Upcoming Noxious Weed Management Plan.** Commissioner Tipton informed the Board that the Public Lands Committee recommends that each county have their own Cooperating Agency Status and name the Association and Tori as a point of contact. Staff was also directed to apply for Cooperating Agency Status as an Association on a motion by Commissioner French with second by Commissioner Tipton.

e. **The Center for Biological Diversity's Lawsuit against the U.S. Fish and Wildlife Service Seeking to Vacate their Decision not to List the Bi-State Sage Grouse as an Endangered Species and NACO's Motion to Intervene on behalf of the Service.** Tori reminded the Board that the reply brief was submitted previously and informed them that a reply is expected the same day. She noted that the reply will be due February 6th and that the hearing will be on March 16th at 9:30am in San Francisco.

12. **National Association of Counties and Western Interstate Region Board Member Updates**. Commissioner Tipton informed the Board that she had attended the winter meeting in Texas the previous week and that she brought materials back for the group. She noted that the winter meeting is more of a housekeeping meeting and that a lot of workshops centered around President Brooks' initiative on childhood poverty. She also noted that she attended the WGA meeting in Arizona. Commissioner Dahl reiterated the report he had previously given on the last WIR meeting and that fire will still be the number one issue of the WIR Board for the year.

13. **NACO Board Member Updates**. Updates were given by members of the Board.

14. **Public Comment**. None was given.

The meeting was adjourned at 1:55pm

AMERICAN OVERSIGHT

The following links and/or pages are support for agenda Item 7

AMERICAN OVERSIGHT

2018 NACO Proposed Associate Membership Roster

Existing Member Renewals

A&H Insurance
Harris Corporation
BEC Environmental
Western Insurance Specialties
Stradling, Yocca, Carlson & Rauth
LP Insurance
Hobbs Ong & Associates
Pershing Gold
Voya
Lumos & Associates
NV Energy
POOL/PACT
Willis Towers Watson
Sherman & Howard LLC
AT&T
Nevada Mining Association
Q&D Construction
Bank of America/Merrill Lynch
Charter – Spectrum
RTC Washoe

New Member Applications

Devnet
WiFi in the Park
Newmont Mining Corp.
Switch

AMERICAN OVERSIGHT

The following links and/or pages are support for agenda Item 9

AMERICAN OVERSIGHT

Nevada Association of Counties (NACO)
Resolution 18-01

Resolution in Support of National Radon Action Month

WHEREAS, many Nevada residents don't know about radon, yet need to know, for the safety and health of their families, as radon is a colorless, odorless, naturally occurring radioactive gas that is the primary cause of lung cancer among nonsmokers; the second leading cause of lung cancer in smokers and

WHEREAS, the U.S. EPA estimates 21,000 people in the U.S. die each year from lung cancer caused by indoor radon exposure, and lung and bronchus cancer kill more people in a year than any other cancer; and

WHEREAS, radon kills more people than secondhand smoke, drunk driving, choking, drowning or home fires; and

WHEREAS, any home in Nevada may have elevated levels of radon, even if neighboring homes do not, and living in a home with an average radon level of 4 picocuries per liter of air poses a similar risk of developing lung cancer as smoking half a pack of cigarettes a day; and

WHEREAS, testing is the only way to know if a home has an elevated radon level, and testing is easy and inexpensive, and when identified, homes can be fixed; and

WHEREAS, University of Nevada Cooperative Extension, the Nevada Division of Public and Behavioral Health, and the U.S. Environmental Protection Agency support efforts to encourage all Nevada residents to test their homes for radon, mitigate elevated levels of radon, and have new homes built with radon-reducing materials and features.

NOW, THEREFORE, **we, the Nevada Association of Counties,** do hereby proclaim January 2018, as **"NATIONAL RADON ACTION MONTH" In all Nevada counties**

PASSED, APPROVED AND ADOPTED this 19th day of January, 2018 by the Board of Directors of the Nevada Association of Counties.

Attests:

/_____ /_____

Lawrence Weekly, President

Dagny Stapleton, Executive Director

AMERICAN OVERSIGHT

The following links and/or pages are support for agenda Item 10

https://opioid.snhd.org

http://www.nvnaco.org/wp-content/uploads/14ClarkOpioidComplaint.pdf

AMERICAN OVERSIGHT

The following links and/or pages are support for agenda Item 13

http://www.naco.org/articles/drones-latest-technology-county-radar

http://www.naco.org/articles/court-ruling-drones-signals-turbulence-local-rules

http://www.naco.org/blog/new-presidential-directive-announces-pilot-project-local-government-role-drone-integration

AMERICAN OVERSIGHT

The following links and/or pages are support for agenda Item 14a

AMERICAN OVERSIGHT

Nevada Association of Counties
304 South Minnesota Street
Carson City, NV 89703
775-883-7863
www.nvnaco.org

January 5, 2018

Bill Dunkelberger
Humboldt-Toiyabe National Forest Supervisor
1200 Franklin Way
Sparks, NV 89431
(775) 331-6444
wadunkelberger@fs.fed.us

John Shivik
USDA Forest Service Intermountain Region Federal Building
324 25th Street
Ogden, UT 84401
johnashivik@fs.fed.us

Comments-intermtn-regional-office@fs.fed.us

RE: Scoping Comments on Notice of Intent to Amend Land Use Plans Regarding Greater Sage-Grouse Conservation and Prepare Associated Environmental Impact Statements or Environmental Assessments. 82 Fed. Reg. 55346 (Nov. 21, 2017).

Dear Mr. Shivik,

As the state association for all 17 of Nevada's counties, the Nevada Association of Counties ("NACO") greatly appreciates the opportunity to provide scoping comments for the U.S. Forest Service's Notice of Intent to Amend Land Management Plans for Greater Sage-Grouse Conservation 82 Fed. Reg. 55346 (Nov. 21, 2017)[1]. This scoping letter is timely submitted, within the 45-day scoping period beginning on November 21, 2017 and ending January 5, 2018.

[1] This letter also applies to the Bureau of Land Management's parallel efforts, published at 82 Fed. Reg. 47248 (Oct. 11, 2017).

AMERICAN OVERSIGHT

A plan amendment is required for the State of Nevada. The Court Order described in the Notice of Intent is a result of a lawsuit filed by nine of NACO's member counties, Humboldt, Eureka, Elko, White Pine, Lincoln, Washoe, Pershing, Churchill, and Lander Counties.[2] The Court Order requires that the USFS prepare a Plan Amendment for sage-grouse plans in Nevada.[3]

In addition to the issues outlined by Court Order, Nevada Counties request that, due to new information and circumstances, the USFS also include the additional issues outlined below in the plan amendment. A Supplemental EIS, or plan amendment, must be prepared by an agency when "(1) changes to the proposed action would result in significant environmental impacts that were not evaluated in the EIS; or (2) new information or circumstances relevant to environmental concerns and bearing on the proposed action or its impacts would result in significant environmental impacts not evaluated in the EIS."[4] To determine whether these two factors are present, the Agency must apply "a 'rule of reason,' if there remains major federal action to occur, and if the new information is sufficient to show that the remaining action will affect the quality of the human environment in a significant manner or to a significant extent not already considered."[5] This "rule of reason" is applied the same way the decision whether to create an EIS is applied.[6] Significant new information has been discovered and circumstances have been identified since the final Record of Decision was signed in September 2015.

State-specific plan amendments are imperative to achieve the goal of sage-grouse conservation, as each state's geography, governmental capacity, and wildlife management plans and programs are different. The 2011 Fish and Wildlife Service Settlement Agreements resulted in an accelerated listing schedule for the greater sage-grouse, which resulted in an equally accelerated land use plan decision-making process that does not incorporate local stakeholder input.

NACO engaged throughout the Greater Sage-Grouse Plan Amendment Process finalized in 2015 at 80 Fed. Reg. 57633 (Sept. 24, 2015), and the recently cancelled Sagebrush Focal Area Mineral Withdrawal at 82 Fed. Reg. 47248 (Oct. 11, 2017). The information provided by NACO and its member counties during those NEPA processes are hereby incorporated by reference.

Issues to be Addressed

NACO has identified the following issues that should be addressed in the SEIS through this plan amendment process:

1. Sagebrush Focal Area removal or adjustment.

---

[2] These comments are made in good faith with the aim to provide collaborative, thoughtful and substantive information to help inform decision-making on this important issue. This engagement does not waive any of the rights of NACO's nine member counties in the ongoing litigation *W. Expl., LLC v. United States DOI*, 250 F. Supp. 3d 718 (D. Nev. 2017).

[3] The Notice of Intent states that the Sagebrush Focal Areas (SFAs) are the only reason an SEIS was needed. However, the Court granted standing to Eureka County, determining that non-SFA mapping over the town of Eureka created a harm to the county. This means that all of the mapping is included in the Court Order, not just SFAs.

[4] 23 C.F.R. § 771.130(a)

[5] Marsh v. Or. Nat. Res. Council, 490 U.S. 360, 363 (1989).

[6] *Id.* at 373-74.

AMERICAN OVERSIGHT

2. Address Habitat Objectives to reflect reality and true ecological potential (based on Ecological Site Descriptions and associated State and Transition Models).
3. Eliminate the net conservation gain requirement because net conservation gain is premised on the previous administration's landscape-scale land use planning and mitigation policies, which the Trump administration has revoked, and implement site-specific mitigation requirements based on site-specific data on habitat conditions.
4. Address erroneous and inflexible use of landscape-scale mapping, require improved site-specific habitat mapping, and base management actions on field-verified habitat data. Consider eliminating the landscape-scale maps and instead require site-specific, field-verified habitat data for project level decision-making and any mitigation requirements.
5. Include an actual socioeconomic analysis of proposed restrictions and management actions to be adopted – which was missing from the last land use plan amendment EIS, despite the fact that NACO and its member counties provided extensive socioeconomic information during the NEPA process. The SEIS should include the socioeconomic information prepared for the proposed Sagebrush Focal Areas ("SFAs") mineral withdrawal.
6. Address the need for a consistent mitigation framework.
7. Develop clear adaptive management processes that work and provide flexibility for all land uses if they are creating the proper results on the ground (results based management).
8. Provide interim relief through policy guidance wherever appropriate.

It is essential that the SEIS evaluate the specific habitat and socioeconomic conditions in the Nevada/Northeastern California planning area, which differ from other planning areas and other states.

Examples of Impacts to Counties from the Current Land Use Plan

This section is meant to illustrate many of the harms counties in Nevada are experiencing as a result of the current land use plan to help frame the purpose and need. Nevada counties that contain greater sage-grouse habitat are directly impacted by the current sage-grouse plans. Counties on the periphery are impacted indirectly or could be subject to management actions in the future should conditions change.

Public lands are inextricably tied to the economy and culture in Nevada—and the National Forest Management Act and the National Environmental Policy Act both acknowledge this fact and require that the USFS work closely with state and local governments to ensure consistent planning and avoid wasteful governance. In interpreting these two key laws, the Ninth Circuit has held that a county has a proprietary interest in its ability to enforce land-use regulations, revenue collection and taxation, and in protecting natural resources from harm.[7] So too, did Secretarial Order 3353 recognize these important responsibilities. The Court in the Nevada sage-grouse litigation

[7] *See City of Sausalito v. O'Neill*, 386 F.3d 1186, 1198 (9th Cir. 2004) (citing *Scotts Valley Band of Pomo Indians of Sugar Bowl Rancheria v. United States*, 921 F.2d 924, 928 (9th Cir. 1990) (land-use); *Colorado River Indian Tribes v. Town of Parker*, 776 F.2d 846, 848-49 (9th Cir. 1985) (revenue collection and taxation); *Fireman's Fund Ins. Co. v. City of Lodi*, 302 F.3d 928, 944 (9th Cir. 2002) (natural resources). *W. Expl., LLC v. United States DOI*, 250 F. Supp. 3d 718, 732 (D. Nev. 2017).

AMERICAN OVERSIGHT

recognized the harm of the land use plan amendments to the counties' land use planning, road maintenance and environmental plan implementation.[8]

The current land use plans are not coordinated with adopted state and local government plans, policies, and efforts, and do not incorporate local stakeholder input. This concern was expressed unanimously by the State and local governments across Nevada [throughout and following the land use planning process]. NACO requests that the USFS strive for coordination and consistency with the plans adopted by Nevada's counties in the SEIS and plan amendment, as required under NFMA,[9] adequately explain inconsistencies among the plans as required under NEPA,[10] and explain the extent to which it will reconcile its proposed action with county plans.[11] The USFS failed to complete the analysis necessary to implement State and local plans, policies, and proposals for conservation of USFS in Nevada. The USFS analysis failed to determine that our State and local plans, policies, and proposals would not benefit and conserve GSG and habitat in Nevada. Consistency review and local stakeholder engagement is crucial if the USFS is to produce a final product that balances national and local needs and effectively protects sage grouse habitat.

Improper Mapping: Community Development and Land Tenure

Improper mapping and inflexibility has already caused undue interference with community development and removal of lands identified for disposal by designating towns, homes, roads, landfills, and structures as high value habitat.[12] The following examples of improper mapping were immediately apparent, even though they do not all apply to USFS land:

---

[8] *W. Expl., LLC v. United States DOI*, 250 F. Supp. 3d 718, 732 (D. Nev. 2017).

[9] 16 U.S.C.S. § 1604 requires the Secretary to develop a federal plan that is coordinated with the land and resource management planning processes of State and local governments..."

[10] NEPA regulations highlight in 40 CPR 1502.16 that the environmental consequences section of any EIS "shall include discussions of: (c) Possible conflicts between the proposed action and the objectives of Federal, regional, State, and local (and in the case of a reservation, Indian tribe) land use plans, policies and controls for the area concerned. (See §1506.2(d).)."

[11] 40 CPR 1506.2 states that "(c) Agencies shall cooperate with State and local agencies to the fullest extent possible to reduce duplication between NEPA and comparable State and local requirements, unless the agencies are specifically barred from doing so by some other law ...(d) To better integrate environmental impact statements into State or local planning processes, statements shall discuss any inconsistency of a proposed action with any approved State or local plan and laws (whether or not federally sanctioned). Where an inconsistency exists, the statement should describe the extent to which the agency would reconcile its proposed action with the plan or law."

[12] "...the Plan Amendments incorrectly designated the town of Eureka, US Highway 50, State Route 278, County landfill, power lines, multiple subdivisions of homes, farms with alfalfa field and irrigations systems, and hay barns, as PHMA. (*Id.*) Because there are explicit land use restrictions for PHMA, the effect of having a town and other landmarks designated as PHMA obviously will affect county land use and planning....The Court finds the evidence offered through Mr. Goicoechea's declarations sufficient to demonstrate that the Plan Amendments have injured the County's proprietary interests in maintaining its roads and utility programs, as well as protecting the local environment." *W. Expl., LLC v. United States DOI*, 250 F. Supp. 3d 718, 735 (D. Nev. 2017)

AMERICAN OVERSIGHT

- The Washoe County School District had evaluated eighty acres of public lands for a future middle school site adjacent to a large residential community. The final map classified this land as PHMA or sage-grouse habitat.
- Humboldt County's current landfill footprint will require expansion to meet growth predictions within the next 10-15 years. The landfill and county shooting gallery is entirely surrounded by federal lands, which have been marked as PHMA in the final habitat map.
- In White Pine County, a 30-by-100 foot site was needed by the Baker Water District to replace a leaking water tank which provides drinking water to its residents. The final map classified this land as PHMA or sage-grouse habitat.
- In Eureka County, the Town of Eureka was classified as PHMA habitat.
- Areas identified for disposal to implement Congressional Acts have been removed from Land Tenure Maps.
- Improper habitat delineations in the Plan Amendments have compromised county water plans that are in advanced stages for Diamond Valley, where two-thirds of the County's residents reside.

Many of these examples had simply been improperly mapped as habitat and could be easily corrected, especially if local land use planning and needs are taken into account. Most of these conflicts remain and there are many yet to surface, including those outlined by individual county scoping comments. Rather than adopting one erroneous landscape-scale map that requires an amendment to substantially modify, NACO requests that the USFS consider not adopting any such restrictive map or perhaps, if some map is deemed necessary, using habitat zones in a manner similar to that which it has done to protect other species – with absolute clarity that such maps shall be subject to ground truthing and site-specific data relative to decision-making. This alternative has allowed the USFS to utilize ground-truthing for increased mapping and zoning flexibility, rather than try to apply a one-size-fits-all mapping approach to a highly dynamic biological and physical system. The USFS should reconsider this approach – especially in light of the decision to repeal President Obama's November 3, 2015 Presidential Memorandum, "Mitigating Impacts on Natural Resources from Development and Encouraging Related Private Investment," including its landscape-scale land use planning policies. The requirement to use site-specific habitat data rather than the landscape scale maps in making land use decisions should be considered in both interim guidance and in the SEIS/plan amendment.

Even if these examples are within de-facto sage-grouse habitat, it is our position that the USFS should have the flexibility to make some tradeoffs—especially where critical county functions are involved. In a state like Nevada, where 85 percent of the lands are public, a "net gain" as applied to land disposals is unworkable.[13] Nevada's State and private lands are mostly small and dispersed—when more land is needed it is because there is nowhere else to grow.

[13] For example, the Court illustrates "Under the BLM Plan, a 3 percent human disturbance cap immediately applies to lands classified as PHMA. (NV 90678 — NV 90679.) Thus, the USFS Plan essentially requires Washoe to go through

AMERICAN OVERSIGHT

The land use plans also remove from tenure land identified as necessary to carry out established community growth plans and Congressional Land Acts. For example, the Bureau of Land Management's land tenure maps show as off limits those lands that were mutually identified over several years as the best lands available to carry out Land Acts like the Lincoln County (Lincoln County Conservation, Recreation and Development Act) and White Pine County Land Acts (White Pine County Conservation, Recreation, and Development Act). This creates internal confusion and undermines years of negotiation and relationship-building with the Forest Service and BLM.

Travel Restrictions

The Injuries to NACO's member counties and their residents as a result of the travel restrictions include: (1) ranches, hunters, recreationists, and exploration geologists will be prohibited from road-access to county lands and cross-country travel; (2) the seasonal and daily travel restrictions as well as proposed road closures may impede or even eliminate access to adjacent private land sections and deprive landowners of access to their private property; and (3) road closures interfere with the County's obligation to maintain their roads and provide for public safety.

Following the litigation, travel restrictions in the land use plan remain problematic because there are conflicts with existing county roads that do not have an underlying USFS authorization. The USFS must consider these issues and properly analyze proposed restrictions to avoid creating adverse impacts. Valid existing rights cannot be impacted under the express provisions of the ROD but questions arise around un-adjudicated ROWs (RS 2477).

Further, the inflexibility of timing restrictions on use of roads within a certain distance of leks or habitat creates unnecessary harms (especially combined with the erroneous mapping). There are not even options for net conservation gain/mitigation in the land use plan for timing restrictions. The inability to access materials needed for road repairs during this time will leave damage to washouts, drainage crossing, culverts and cattleguards, making the roads unsafe as the roads in the area are heavily traveled and the counties often need gravel material during the prohibited months. The travel restrictions also limit the counties' ability to access weed-infested roads in the springtime for their noxious and invasive weed treatment programs.

Wildfire

The three primary threats to the sage-grouse as identified in the Service's 2010 findings are "the widespread present and potential impacts of wildfire, the loss of native habitat to invasive species, and conifer encroachment." Yet the existing Plan's Habitat Objectives (Table 1. Seasonal

---

the additional burden of showing that the disposal of the lands that the County seeks would provide a net conservation gain to the sage-grouse or that disposal of the lands would not have any direct or indirect adverse impact on conservation of the sage-grouse. (*See* NV 90707.)." *W. Expl., LLC v. United States DOI*, 250 F. Supp. 3d 718, 737 (D. Nev. 2017)

AMERICAN OVERSIGHT

Habitat Desired Conditions for Greater Sage-grouse at the Landscape Scale) have created a perverse incentive that has increased, rather than reduced, the occurrence of wildfire and invasive species because it allows for fuel loading and continual spread of invasive species. The changes that reduced livestock grazing and other multiple uses on federally-managed public lands that have led to habitat decadence and overgrowth ultimately leading to catastrophic wildland fires that have destroyed millions of acres of wildlife and wildlife habitat including the greater sage-grouse and its habitat.

In 2017, 933,751 greater sage-grouse habitat acres were burned in Nevada. (See Sagebrush Ecosystem Council Meeting September 14, 2017; acreage as of September 8, 2017).[14] The concern that this would occur was expressed several times by counties and livestock operators but were ignored during the public comment period of both the USFS and BLM's 2015 sage-grouse plans. This was discussed in great detail during sage-grouse litigation hearings. Other tools that have proven useful for fire management have also been restricted, including prescribed fire and targeted grazing.[15]

The current land use plan fails to recognize that managed livestock grazing represents an important and cost-effective tool to achieve desired habitat conditions and to reduce wildfires. The livestock grazing restrictions in the land use plan have caused environmental harm in Nevada (and a nuisance and trespass) because they have increased the volume of highly flammable non-native invasive annual grasses and led to more wildfires. The increased fuels that result from the economically burdensome and technically ill-advised livestock grazing restrictions in the current land use plan place a burden upon county fire districts and result in destruction of critical GSG habitat.

Wild Horse and Burros

The one species on federal land that State and local governments do not manage is Wild Horses and Burros, or "Free-Roaming Equids" as discussed in the Fish and Wildlife Service's 2013 "Greater Sage-Grouse (*Centrocercus urophasianus*) Conservation Objectives Final Report" (COT Report).[16] The failure to adequately address free-roaming equids was identified by the FWS as a high threat to the sage-grouse across every population unit in the Great Basin Region in Nevada. According to the COT Report, this threat is more widespread than mining, energy, or urbanization.[17] The failure to address the overpopulation of wild horses and burros has caused irreparable damage to the range, sage-grouse habitat, and damage to counties' ability to protect natural resources from harm.

Grazing Restrictions

---

[14] 716,455 Bureau of Land Management acres; 22,990 Bureau of Indian Affairs acres; 3,831 Forest Service Acres; 190,157 Private Land acres; 319 Other Federal Land acres.

[15] USFS ROD GRSG-FM-ST-042 at 83.

[16] "Greater Sage-Grouse (*Centrocercus urophasianus*) Conservation Objectives Final Report," U.S. Fish and Wildlife Service (February 2013), (COT Report).

[17] COT Report at 16 (Table 2. Sage-grouse quasi-extinction risk (from Garton et al. 2011), and threats, by management zone and population.

AMERICAN OVERSIGHT

Under current sage-grouse plans, the USFS has moved forward with allotment reductions without first reducing horse and burro populations to AML and without working with livestock operators to use grazing as a tool to improve sage-grouse habitat and reduce wildfires. To move forward with allotment reductions without first assessing other key threats within the USFS's control constitutes a significant harm to counties' local economies and community culture.

Avian Predation

Likewise, NACO requests that the USFS adequately consider information it has submitted regarding nest and youngling greater sage-grouse predation as a significant cause to loss of populations in the west and the need for management practices to reduce predation. NACO's member counties have submitted substantial information and data to the USFS from researchers who consider predation to be the primary limiting factor for the GSG populations, with avian predators cited as the primary predators in Nevada.

New scientific information

New science and information has become available and new issues have been identified since the BLM and USFS RODs were signed in 2015, especially with respect to socioeconomic impacts, impacts to county infrastructure, planning and conservation efforts, mining impacts to greater sage-grouse habitat, grazing guidelines, wildfire management tools, sage-grouse life-cycle and habitat needs, wild horse and burro population impacts, and new developments in the State Plan, among others.

Mineral Potential Report and Mining Impacts

NACO's scoping comments for the Sagebrush Focal Area EIS discusses in detail the various reasons why the science does not support the SFA boundaries.

During the EIS process, USGS developed a significant new Mineral Potential Report that should be used in determining the extent of potential impacts to sage-grouse.[18] Significantly, the Report showed that in Nevada, the reasonably foreseeable mineral development amounts to only 3,326 acres of disturbance compared to the 2,766,939 acres of SFA boundaries in Nevada. These numbers reflected an even lesser impact to the sage-grouse than what the U.S. Fish and Wildlife anticipated when it stated in its October 2, 2015 decision, "Overall, the extent of [mining] projects directly affects less than 0.1 percent of the sage-grouse occupied range. Although direct and indirect effects may disturb local populations, ongoing mining operations do not affect the sage-grouse range wide."[19] Significantly, the Agency could not calculate the impact to the sage-grouse, and the Service's

[18] Day, W.C., Frost, T.P., Hammarstrom, J.M., and Zientek, M.L., eds., 2016, Mineral Resources of the Sagebrush Focal Areas of Idaho, Montana, Nevada, Oregon, Utah, and Wyoming: U.S. Geological Survey Scientific Investigations Report 2016–5089, http://dx.doi.org/10.3133/sir20165089.
[19] 80 Fed. Reg. 59858 (Oct. 2, 2015).

AMERICAN OVERSIGHT

threats analysis from its COT Report, reflected in Table 1-2 in the BLM ROD, shows that mining poses only localized threats in four of the six Population Units found in Nevada.

Socioeconomic Data

The USFS has yet to produce any quantitative analysis outside of the mineral withdrawal process. This means there is no current data that analyzes over 20.4 million acres worth of restrictions in Nevada. The socioeconomic devastation to local economies in the land use plan includes excessive regulation and restrictions including but not limited to; nesting and lek buffers as much as 11.2 miles, seasonal restrictions and land use withdrawals that will serve severe negative impacts to local and regional cultures and economies. These actions alone will restrict or terminate natural resource uses such as utility transportation, livestock operations, mineral extraction, wind energy, oil and gas development and solar energy additionally serving negative impacts to exploration and recreational uses. The USFS must fully consider the severe socioeconomic impact of the SFA, PHMA, and GHMA designations in the faulty landscape-scale habitat maps in the EIS and USFS ROD — information which has been provided to the USFS on numerous occasions[20] —rather than claim that the impact could not be quantified.

Significant new socioeconomic data was produced as a result of the SFA Withdrawal process. The SFA Withdrawal alone, which covers only a piece, 2,767,552 acres, of the sage-grouse restrictions from the 2015 land use plan amendments, would eliminate *at a minimum* 1,705 jobs and $694 million dollars of annual tax revenue in Nevada alone.[21] Over a period of 20 years, the total economic impact to the State of Nevada is $13.88 billion. Additionally, there would be $117 million lost in annual labor earnings in Nevada, or a $2.34 billion loss of labor earnings and the associated economic and tax benefits to the counties over a 20-year period.[22] This lack of information prevents the USFS from making a truly informed decision about the tradeoffs involved given alternative management actions and is certain to harm counties into the foreseeable future.

The numbers articulated above may still grossly under-represent the economic impacts to Nevada exclusive to mining, as they did not include projected employment, lithium, corporate headquarters located in Washoe County, or the "substantial amounts of tax revenue from sales, use, and property tax" to the counties and the State.[23] The DEIS also did not address the fact the demand for the withdrawn minerals or for Lithium is projected to increase.

---

[20] For example, grazing restrictions will result in an annual loss to Elko County of $31 million of agricultural productivity and the wind energy restrictions will cost the county over $500 million. Livestock grazing restrictions will cost Eureka County $7 to $15 million annually.

[21] $845 million, 2,031 jobs under No Action Alternative less $151 million, 326 jobs under the Proposed Action. SFA DEIS at xi.

[22] SFA DEIS at xi, $141 million under the No Action Alternative less $24 million under the Proposed Action.

[23] SFA DEIS at 3-79, 4-43 "…does not capture 'forward linkages' that could result from the use of the commodities produced by those mines. In the case of the projected lithium mine in Humboldt County, the forward economic linkages in Nevada related to development of the projected mine could be substantial."

AMERICAN OVERSIGHT

NACO has requested and it is critically important that statewide socioeconomic data is collected and used for this plan amendment process.

Conclusion

Thank you for considering these important issues. If there is any additional information we can provide, or questions we can answer, please do not hesitate to contact myself, or Tori Sundheim, NACO's Public Lands and Natural Resources Coordinator, at Tsundheim@nvnaco.org.

Respectfully,



Dagny Stapleton
Executive Director

DS/ts

Cc:
Brian Sandoval, Governor
John Ruhs, Nevada State Director, Bureau of Land Management
Matt Magaletti, Sage-Grouse Project Lead, Bureau of Land Management
Nevada Sagebrush Ecosystem Council

AMERICAN OVERSIGHT

The following links and/or pages are support for agenda Item 14c

AMERICAN OVERSIGHT



LAND WITHDRAWAL PROCESS AND LEGISLATIVE ENVIRONMENTAL IMPACT STATEMENT

Upcoming Public Hearings

A Draft Air Force Land Withdrawal Legislative Environmental Impact Statement (LEIS) has been prepared in accordance with the National Environmental Policy Act (NEPA) and its implementing regulations. The Draft LEIS analyzes the potential environmental consequences of the proposal to extend and potentially expand the existing military range withdrawal. Alternatives evaluated in the LEIS include proposed changes in jurisdiction and management of the NTTR and the potential expansion of withdrawn lands by up to 301,507 acres. The Draft LEIS is issued for a 90-day public and agency review and comment period. Comments on the Draft LEIS will be incorporated into the Final LEIS as required by the regulations implementing NEPA. These comments, in addition to the analysis and other factors, will be considered in the decision-making process regarding this project.

The Air Force will host a series of public hearings to allow members of the public to have an opportunity to provide formal comments on the Draft LEIS. The hearings also serve to provide the public and representatives of organizations that have a demonstrated interest in historic properties an opportunity to comment on the potential impacts of the proposed action as per the requirements of the National Historic Preservation Act. Each public hearing will have the following agenda:

5:30 PM to 6:15 PM	Open house and comment submission
6:15 PM to 7:00 PM	Air Force presentation
7:00 PM to 9:00 PM	Public hearing and oral comments

The hearings will be held at these dates and locations:

Wednesday, January 17, 2018
Caliente Elementary School
289 Lincoln Street
Caliente, Nevada 89008

Thursday, January 18, 2018
Pahranagat Valley High School
151 S. Main Street
Alamo, Nevada 89001

Tuesday, January 23, 2018
Aliante Hotel
7300 Aliante Parkway
North Las Vegas, Nevada 89084

Wednesday, January 24, 2018
Beatty Community Center
100 A Avenue South
Beatty, Nevada 89003

Thursday, January 25, 2018
Tonopah Convention Center
301 Brougher Ave
Tonopah, Nevada 89049

AMERICAN OVERSIGHT

For more information, please visit www.NTTRLEIS.com

NVEDA-2018-015-A-003947

Stephanie M. Klapstein

From: Amanda Evans <aevans@nvnaco.org>
Sent: Friday, April 13, 2018 2:58 PM
To: Glover, Murph M; andelee@aol.com; bshawcroft@churchillda.org; chevalgabor@fs.fed.us; coclerkts@hcnv.us; wadunkelberger@fs.fed.us; Bill Brewer; Desire Barnson; Ivory Lyles; Jennifer Crowe; Joe Gloria; Ken Collum; Marla McDade Williams; Mike Rebaletti; Pam Robinson; Patricia Cafferata; Ross, Lisa; Sheila Anderson; Stephen Clutter; Virg Arellano; Wayne Carlson
Subject: NACO Board of Directors
Attachments: NACOBoardAgendaPacketApril2018.pdf

Good Afternoon,

Per your request, attached is the agenda and supplemental materials for next week's meeting of the NACO Board.

--
Regards,

Amanda Evans
Office Manager
Nevada Association of Counties
775-883-7863
www.nvnaco.org

AMERICAN OVERSIGHT

NEVADA ASSOCIATION OF COUNTIES (NACO)

Board of Directors' Meeting
April 20th, 2018, 9:30 a.m.
Clark County Government Center
Pueblo Conference Room, 1st Floor
500 Grand South Central Parkway
Las Vegas, NV 89155

AGENDA

Some NACO Board members may attend via phone from other locations. Items on the agenda may be taken out of order. The NACO Board may combine two or more agenda items for consideration. The NACO Board may remove an item from the agenda or delay discussion relating to an item on the agenda at any time.

Call to Order, Roll Call and Pledge of Allegiance

1. Public Comment. Please Limit Comments to 3 Minutes.
2. Approval of Agenda. **For Possible Action.**
3. NACO President's Report.

.

4. NACO Executive Director's Report.
5. Approval of Minutes of the March 23, 2018 NACO Board of Directors Meeting. **For Possible Action.**
6. Discussion and Possible Approval of an Adjustment to the NACO Office Manager Salary. **For Possible Action.**
7. Discussion and Possible Action on NACO Outreach Efforts to Support the National Association of Counties Annual Conference in Clark County in 2019. **For Possible Action.**
8. Approval of NACO Talking Points to be Used to Conduct Outreach to Legislators and State Constitutional Officers.
9. Discussion and Presentation on the University of Nevada Cooperative Extension Effort to Gather and Create an Ongoing Repository of Socioeconomic Data for each County in Nevada, Dr. Tom Harris and Buddy Borden.
10. Presentation from the Nevada Association of County Human Services Directors on County Human Services Programs, Mike Pawlak, Clark County Director of Social Service.
11. Update Regarding Recreational and Medical Marijuana in Nevada, as it Relates to Counties.

Note: The NACO Board of Directors May Interrupt the Open Meeting and Exclude the Public from the Meeting for the Limited Purpose of Receiving the Information and for Deliberation Relative to Agenda Item #12 (d) below:

12. **Update and Possible Action** Regarding Public Lands and Natural Resources Issues Affecting Counties Including:
    a. NACO Public Lands and Natural Resources Committee Update.
    b. Comments on Changes to Clean Water Act Coverage of "Discharges of Pollutants" Due May 21, 2018.
    c. The U.S. Department of the Navy's DEIS for the Fallon Range Training Complex Modernization.

AMERICAN OVERSIGHT

d. NACO as Defendant-Intervenor in the Lawsuit against the U.S. Fish and Wildlife Service Seeking to Vacate their Decision not to List the Bi-State Sage Grouse as an Endangered Species.

13. NACO Committee of the Emeritus Update.

14. National Association of Counties and Western Interstate Region Board Member Updates.

15. NACO Board Member Updates.

16. Public Comment - Please Limit Comments to 3 Minutes

Adjournment.

Members of the public who are disabled and require special accommodations or assistance at the meeting are requested to notify NACO in writing at 304 S. Minnesota Street, Carson City, NV 89703, or by calling (775) 883-7863 at least three working days prior to the meeting.

Members of the public can request copies of the supporting material for the meeting by contacting Amanda Evans at (775) 883-7863. Supporting material will be available at the NACO office and on the NACO website at: www.nvnaco.org

This agenda was posted at the following locations:
NACO Office 304 S. Minnesota Street, Carson City, NV 89703
Washoe County Admin. Building 1001 E. Ninth Street, Reno, NV 89520
Elko County Manager's Office 540 Court Street #101, Elko NV 89801
POOL/PACT 201 S. Roop Street, Carson City, NV 89701
Clark County Government Center 500 S. Grand Central Pkwy., Las Vegas, NV 89155

AMERICAN OVERSIGHT

The following links and/or pages are support for agenda Item 4

USDA Accepting Broadband Applications for Community Connect Grants in Unserved Rural Nevada; $30 Million Available Nationwide

CARSON CITY, Nev. – USDA Rural Development Nevada State Director Phil Cowee has announced that the agency is accepting applications for grants to fund broadband infrastructure projects in unserved rural communities with minimal service. An estimated $30 million is available nationwide.

"Broadband and internet access are essential to the economic prosperity of rural communities," Cowee said. "Investing in broadband can help a community address education and public safety issues while improving business enterprise and social services."

USDA is accepting applications through May 14 for the Community Connect program. An Application Guide is available online.

Grants from $100,000 to $3 million are available to eligible state and local governments, cooperatives, private corporation or limited liability company organized on a for-profit or not-for-profit basis, and Indian tribes as defined in 25 U.S.C. 450b. Applicants must be able to provide a 15 percent match on the desired grant amount.

Eligible areas are those with Minimum Broadband Service of less than 10 megabits downstream speed and less than 1 megabits upstream speed for both fixed and mobile broadband services. Awardees must use USDA funding to offer free broadband service to all critical community facilities in their proposed service areas for two years and provide a community center with free broadband service for two years.

The funds must be used to provide broadband service at a minimum rate-of-data transmission of 25 megabits downstream and 3 megabits upstream, which is the speed benchmark that the Federal Communications Commission has officially adopted for broadband connectivity.

In Nevada, the communities of Gabbs and Walker Lake, along with the Fallon Tribe and Washoe Tribe have benefitted from USDA's Community Connect funding. Each was without broadband and developed a community center with internet service; thereby benefiting education, emergency response and community services.

Paper applications can be mailed to:

Deputy Assistant Administrator, Office of Loan Origination and Approval

Rural Utilities Service Telecommunications Program

1400 Independence Ave SW Room 2844, Stop 1597

Washinton, DC 20250-1597

Electronic applications are made through: www.grants.gov.

AMERICAN OVERSIGHT

USDA will be hosting online webinars on the Community Connect grant April 5 and April 10. Please contactdeborah.anderson@wdc.usda.gov or gayle.buckner@wdc.usda.gov or call (202) 720-0800 with any questions about the webinars.

For more details on this grant opportunity, see page 11494 of the March 15 Federal Register (PDF, 247 KB).

USDA is an equal opportunity provider, employer and lender.

AMERICAN OVERSIGHT

Save the Date:
Nevada Stepping Up Initiative And Re-entry Planning Summit

THE STEPPING UP INITIATIVE

TOPICS:

- Re-Entry Challenges in Nevada
- Best practices
- Model policies
- Regional issues and approaches
- Next steps to increase successful re-entry

April 25, 2018
9:00-4:00

Location: Palace Station Hotel and Casino
2411 W. Sahara Ave, Las Vegas, NV 89102

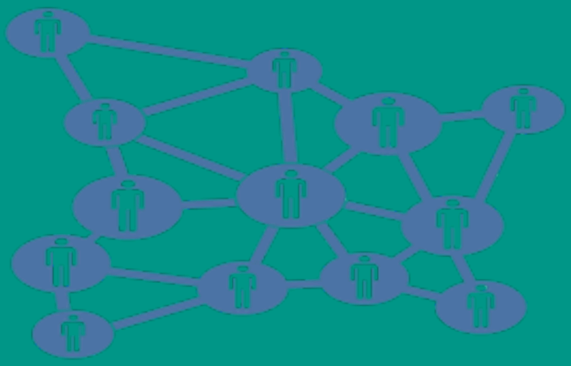

For additional information please contact:

Ariana Saunders, Regional Behavioral Health Coordinator at:
702-455-1827 or Ariana.Saunders@ClarkCountyNV.gov

Some travel stipends may be available – stay connected!

Registration at:
https://goo.gl/forms/okjpCAjeXIoORg1m1

Register by
April 6, 2017

This one day summit will offer strategies, and best practices for re-entry from correctional facility settings.

Who should participate:

- Nevada Corrections, Parole and Probation, Judges, Specialty Court Coordinators
- Division of Public and Behavioral Health- SNAMHS, NNAMHS, Rural Clinics staff
- Nevada legislators
- Law enforcement
- Patient and family advocates
- Community providers
- County social services

AMERICAN OVERSIGHT

The following links and/or pages are support for agenda Item 5

AMERICAN OVERSIGHT

NEVADA ASSOCIATION OF COUNTIES (NACO)
Board of Directors' Meeting
March 23rd, 2018, 9:30 a.m.

UNADOPTED MINUTES

ATTENDANCE: President Weekly, President Elect Waits, Vice President French, Washoe County Commissioner Lucey, Mineral County Commissioner Tipton, Carson City Mayor Crowell, Lincoln County Commissioner Higbee, Washoe County Commissioner Hartung, Lyon County Commissioner Hunewill, Pershing County Commissioner Shank, Elko County Commissioner Steninger, Esmeralda County Commissioner Bates, Storey County Commissioner McGuffey, Nye County Commissioner Wichman and NACO Staff (Dagny Stapleton, Vinson Guthreau, Amanda Evans and Tori Sundheim)

REMOTE ATTENDANCE: Churchill County Commissioner Olsen and White Pine County Commissioner Stork

OTHER ATTENDANCE: UNCE Director, Dr. Ivory Lyles; Molly Walt, Nevada Commission on Women and Nevada Department of Taxation Director, Bill Anderson

The meeting was called to order at 9:30 a.m.

1. **Public Comment**. None was given.

2. **Approval of Agenda**. The agenda was approved on a motion by Commissioner Tipton with second by Commissioner Lucey.

3. **NACO President's Report**. President Weekly informed the Board that he was proud of the Association's representation at the National Association of Counties (NACo) Legislative Conference and that he enjoyed getting to know some of the members more. He also noted that he would like to see more variety in the workshops at the NACo conferences. He noted that April's meeting would take place in Clark County and asked the Board to confirm attendance with staff for a potential dinner on Thursday evening hosted by Clark County. President Weekly acknowledged the birthdays of Commissioners Kirkpatrick and Olsen. He also informed the Board that Clark County will be having elementary school students acting as commissioners for a day in celebration of National County Government Month and that he is hosting an event called Serenity Saturday to provide resources and assistance to those suffering from addiction and domestic violence in his district.

4. **NACO Executive Director's Report**. Dagny echoed the President's comments regarding the success of the NACo Legislative Conference and informed the Board that there has been heightened engagement with the Nevada Congressional Delegation as a result of the meetings held in Washington. She announced that the final marijuana regulations had passed included language NACO advocated for that included a distribution of State marijuana revenues to counties. She announced that the distribution would occur in the near future and outlined the distribution formula of the taxes, including $1.5 million to all 17 counties regardless of allowance of marijuana facilitates. Dagny informed the Board that a socioeconomic baseline analysis for each county will be conducted by Cooperative Extension and The UNR College of Business and that Tom Harris and Buddy Borden will be reaching out each county individually to collect information for the project. Dagny referenced information included in the packet on the County Leadership Institute and noted that there are funds reserved in the budget to send one member of the Board. Commissioners Lucey and Hartung both indicated a desire to attend. She announced the publication of individual county health profiles by the State, which can be found on the NACO website. Dagny concluded her remarks by announcing that the Right to Counsel Commission had asked individual counties to come before them and provide presentations on their indigent defense programs.

5. **Approval of Minutes of the February 23, 2018 NACO Board of Directors Meeting**. The minutes were approved on a motion by Commissioner Tipton with second by Commissioner Hartung.

AMERICAN OVERSIGHT

6. **Approval of Additional 2018 NACO Associate Members**. USI Insurance Services National Inc. was approved for Associate Membership on a motion by Commissioner Hartung with second by Commissioner Tipton.

7. **Discussion and Approval of a Rural Appointee to Represent NACO on the Committee on Local Government Finance**. Dagny gave an overview of the Committee and NACO's current appointees: Jessica Colvin from Clark County and Christine Vuletich from Washoe County. With the retirement of Alan Kalt from Churchill County he is no longer able to serve on the Committee and therefore a rural representative needs to be appointed by the Board. Dagny referenced the two applicants whose information was included in the agenda packet, Gina Rackley from Humboldt County and Josh Foli from Lyon County. Commissioner Hartung moved to appoint Ms. Rackley. Commissioner Hunewill spoke in support of Mr. Foli and his experience. Commissioner Hartung informed the Board that he has interacted with Ms. Rackley and that he believes that she would be a good representative for the rural counties. Vice President French also spoke about Ms. Rackley's qualifications and background. The Board appointed Ms. Rackley to the Committee, on the motion by Commissioner Hartung with second by Vice President French.

8. **Introduction of the Recently Appointed Director of the Nevada Department of Taxation, Bill Anderson**. Mr. Anderson introduced the Department's Public Information Officer, Stephanie Klapstein. Mr. Anderson then outlined his experience and qualifications, including 20 years of service to the State, ten of those in the budget office and most recently as the State's Chief Economist for the Department of Employment, Training and Rehabilitation (DETR). He spoke about his desire to maintain a collaborative and successful relationship with NACO and committed to come before the Board as the need arises. Mr. Anderson spoke about the earlier discussion on the distribution of marijuana revenues and confirmed that the distribution would occur soon. President Elect Waits requested clarification on the dual distribution of funds and Mr. Anderson informed the Board that, because the Department had to wait for the final approval of the regulations in order to make the FY18 distribution, that that distribution was delayed and would be paid shortly, but that for FY19 and each year following that the disbursements will occur each November of that fiscal year.

9. **Presentation on the Nevada Commission for Women, Molly Walt**. Ms. Walt reminded the Board that she had spoken during public comment the previous month and had given them an overview of the Commission at that time. She gave an overview of the makeup of the Commission and the members of the Board. She introduced a survey on gender equality in the workforce that is currently being conducted and encouraged participation in the survey. She informed the Board that an annual report to the Legislature is required. She also informed the Board that there will be Town Hall meetings conducted throughout the State and encouraged participation by the Board as the Commission will be tasked with proposing legislation. Ms. Walt also spoke about the interim task force on financial security, why elderly women are not as financially secure as men and how to determine why women who are not participating in the workforce are not. She concluded her remarks by announcing an exhibit highlighting women's contributions to Nevada that will be displayed in July in the Grant Sawyer building in Clark County. Commissioner Wichman asked whether Ms. Walt was working with the Women in Mining organization and she confirmed the Commission is working with the group.

10. **Update on the University of Nevada Cooperative Extension (UNCE), UNCE, Director Ivory Lyles**. Dr. Lyles informed the Board that the first meeting of the re-launched UNCE Advisory Council had occurred in February and that he is proud of the diverse membership of the Council, including Commissioner Kirkpatrick and Director Stapleton. He is planning a second meeting in June to discuss the charter and operational structure of the Council. Dr. Lyles also announced the fall meeting, which will be held in Reno in late August, and he discussed his statewide travel and engagement with the Commissioners across the state. He asked for support for the socioeconomic baseline analysis project and for the budget enhancement request to the Board of Regents who are expected to act on the request soon. Dr. Lyles addressed vacancies in the Extension program and explained that they are working hard to fill those vacancies. He also welcomed Nye County back to the program. Vice President French inquired as to Dr. Lyles' sense of what the budget for the program will be for the next cycle and noted that, although the enhancement is not as much as he would like it is a start to making the program whole. Dagny informed the Board that Jake Tibbets from Eureka County is also a member of the Council, along with other rural and urban representatives and that counties are well represented. President Weekly suggested that the program work directly with the commissioners in

AMERICAN OVERSIGHT

the counties that have open positions and on how best to represent the unique needs of each community.

11. **Discussion and Possible Direction for NACO to Promote April 2018 as National County Government Month**. Vinson reminded the Board of previous discussion relating to an Op-Ed highlighting county services and requested review and approval to disseminate it to media outlets. Vinson also informed the Board that NACO will be highlighting county services through the Association's Twitter and encouraged each county to pass a proclamation recognizing National County Government Month. He asked that those counties who pass proclamations to please let NACO staff know. Commissioner Hartung requested that This is Reno be added to the distribution list for the document and staff requested any additional media outlets not on the current distribution list be forwarded. Dagny also requested that any events or social media posts be shared with staff so that the Association can also promote them. The Op-Ed was approved on a motion by Commissioner Tipton with second by Commissioner Lucey.

Note: The NACO Board of Directors May Interrupt the Open Meeting and Exclude the Public from the Meeting for the Limited Purpose of Receiving the Information and for Deliberation Relative to Agenda Item #12 (d) below:

12. **Update and Possible Action Regarding Public Lands and Natural Resources Issues Affecting Counties Including:**

    a. **NACO Public Lands and Natural Resources Committee Update.** Tori informed the Board that a revised version of the Committee's action plan will be presented to the Board in May and requested any priorities be submitted to her for inclusion in the plan. She informed the Board that comments on WOTUS are due on May 21st. She also went over the Omnibus provisions that are expected to be passed including a fix to wildfire borrowing, stopping the administration's request to eliminate SNPLMA, a ban on listing the Greater Sage Grouse, full funding for PILT & SRS and funding for Nellis Airforce Base.

    b. **Update on the Greater Sage Grouse Resource Management Plan Amendments.** Vice President French informed the Board about meetings that had been held during the week, including one with fellow cooperating agencies regarding the greater sage grouse. He informed the Board that the draft sage grouse plan is to be given to the Department of the Interior by April 21st and that the opportunity to comment on the draft will be on a tight timeline.

    c. **Approval of a Contract with Resource Concepts Inc., to Provide Technical Support to Counties on Issues Related to the Greater Sage Grouse Resource Management Plan Amendments.** Tori reminded the Board of previous discussion regarding the need to hire a consultant to address science based issues that the Association does not have the technical expertise to address. RCI and specifically Jeremy Drew were chosen due to qualifications, previous work and previous supplemental support. She referenced both Mr. Drew's resume and the contract included in the agenda packet. Dagny addressed the contract and noted that it is a cost not to exceed contract and if approved by the Board the Association will enter into the contract and collect each affected county's equal contribution. She explained that any contributions not paid to RCI would be returned to the counties. She confirmed that the counties interested in participating are: Washoe, Lincoln, Lander, Pershing, Elko, Eureka, Humboldt, White Pine, and Lyon. The contract was approved on a motion by Commissioner Tipton with second by Commissioner Higbee.

    d. **NACO as Defendant-Intervenor on behalf of the Service in Lawsuit against the U.S. Fish and Wildlife Service Seeking to Vacate their Decision not to List the Bi-State Sage Grouse as an Endangered Species.** Dagny informed the Board that Tori had drafted the reply brief on behalf of all the defendants and would be arguing before the Federal court in a hearing in San Francisco on April 6.

    e. **Approval of Compensation for Tori Sundheim for Representing NACO, as Legal Counsel, in Desert Survivors et al. v. Fish and Wildlife Service Case 3:16-cv-01165.** Dagny informed the Board that the Association's budget does allow for additional

AMERICAN OVERSIGHT

compensation on a case by case basis for legal representation. Additional compensation for Tori, in the amount of $3,000.00, was approved on a motion by Commissioner Wichman with second by Commissioner Bates.

13. **NACO Committee of the Emeritus Update**. Dagny announced that the next workshop to be held on April 6th and will be on the Nevada legislative process. Michael Stewart of the Legislative Counsel Bureau, Assemblywoman Teresa Benitez-Thompson, and lobbyist Lisa Foster will be participating. She also informed the Board that the Committee has begun work on the newly elected official training that will be conducted at the November conference.

14. **National Association of Counties and Western Interstate Region Board Member Updates**. Vice President French informed the Board that discussion during the meeting in Washington DC included efforts for reformulation of the Payment in Lieu of Taxes (PILT) formula to make it more equitable to rural counties and that a final proposal is expected to be presented in Idaho in May. He also discussed the Endangered Species Act (ESA) reform committee. Commissioner Tipton informed the Board that interim resolutions were brought forward and passed with little dissention among the NACo Board and that the NACo Board is requesting feedback on conferences. The next meeting of the NACo Board will occur in Nashville in July.

15. **NACO Board Member Updates**. Updates were given by members of the Board highlighting various activities within their counties.

16. **Public Comment**. Jeremy Drew of RCI thanked the Board for their faith and support of the approved contract.

The meeting was adjourned at 12:20 p.m.

DRAFT

AMERICAN OVERSIGHT

The following links and/or pages are support for agenda Item 7

AMERICAN OVERSIGHT

Nevada Association of Counties (NACO)

Strengthening our Communities ~ Serving our Shared Constituency

2018 INTERIM TALKING POINTS

How Do Counties Serve our Communities?

- Counties serve a shared constituency with our state partners, of nearly 3 million Nevada citizens.
- Counties deliver critical services as the provider of the social safety net - administering a variety programs that benefit the most vulnerable, including indigent health care and legal defense.
- Counties manage and maintain over 65% of our state's roads, along with other critical infrastructure such as water and wastewater systems
- Counties conduct and administer elections.
- Counties partner with the State to administer shared services (*see attached chart of shared state and local services*)

Challenges:

- County services are funded mainly through tax revenue. For all counties, the two largest revenue sources are property and sales taxes.
- Counties struggle to keep up with the pace of population growth and effectively provide mandated services.
- Nevada's current property tax structure, combined with other limitations on counties' ability to raise revenues, have over time had the effect of slowing growth in county revenues. (*include data on county revenue trends including compared to State)*
- Unfunded mandates for additional services and expenditures, without accompanying new revenue or avenues to raise revenue, impact the ability of counties to provide existing services.
- Counties value communication with the Legislature and State agencies on the cost and implementation of ongoing services that are shared with the State.

Solutions:

Counties will continue to work with our federal, State and local partners to find solutions and address important issues moving forward:

- The Opioid Crisis
- Mental and Behavioral Health Services
- Jails and Public Safety
- Economic Development
- Sustainable Communities
- Transportation & Infrastructure

DRAFT

AMERICAN OVERSIGHT

PUBLIC WORKS & LAND USE

- Highways & Bridges
- Development Services
- Capital Projects
- Transportation Planning
- Streets & Bridges*
- Flood Control
- Landfills
- Planning & Zoning*
- Water & Sewer Districts
- Senior & Disabled Transportation
- Public Transportation
- Airports
- Building Inspection

PUBLIC SAFETY

- Highway Patrol
- State Prisons
- State OSHA
- Adult Parole & Probation
- Homeland Security Emergency Management
- 911/Emergency Communications
- County Sheriff*
- Animal Control
- Fire Departments
- County Jails*
- Code Enforcement

JUDICIAL

- Supreme Court
- Child Support Enforcement
- Juvenile Services
- District Courts*
- Juvenile Probation
- District Attorneys*

CULTURE, RECREATION & NATURAL RESOURCES

- State Parks
- State Lands
- State Water Engineer
- Department of Wildlife
- Economic Development
- Division of Forestry
- Environmental Protection
- State Museums
- Athletic Commission
- Wildland Fire Suppression
- Weed Control
- Air Quality (Clark & Washoe)
- County Parks & Recreation
- County Libraries & Museums
- County Fair Boards

GENERAL GOVT & OTHER SERVICES

- Brand Inspection
- Public Utilities Commission
- Elections*
- Voter Registration*
- Cooperative Extension
- Economic Development
- Tax Collection
- Veteran's Services
- Domestic Relations
- Public Administrators*
- Property Assessments*
- Document Recording*
- Redevelopment

HEALTH, SANITATION & HUMAN SERVICES

- Elder Protective Services
- Licensure Boards
- State Health Division
- State Aging Services
- Birth & Death Certificates
- Alcohol & Drug Programs
- Solid Waste/Recycling
- Aging Services
- Nursing Home Care*
- Environmental Health
- Child Protective Services (Clark &Washoe)
- County Coroner*
- County Health Officer
- District Health Departments
- Adult Protective Services
- Senior Services
- In-home Care
- Adult Day Care
- Senior Centers

WELFARE

- Medicaid
- Nevada Check-Up
- State Child & Family Services
- Indigent Defense*
- Indigent Medical Care*
- Nutrition Services
- Legal Aid
- Public Guardians*

Nevada Association of Counties — FOR ALL SEVENTEEN

State And County Service Providers

COLOR KEY

State Provided Services | Shared Services | County Provided Services

*Denotes a State Mandated Service

AMERICAN OVERSIGHT

The following links and/or pages are support for agenda Item 11b

https://www.gpo.gov/fdsys/pkg/FR-2018-02-20/pdf/2018-03407.pdf

AMERICAN OVERSIGHT

Stephanie M. Klapstein

From: Packer, Adrienne E <APacker@dot.nv.gov>
Sent: Wednesday, February 14, 2018 8:59 AM
To: Bichelman, Jamie; Division Heads DL; Operations DL
Cc: 'Gail E. Powell'; Spencer, Joseph T; Crosby, Jason D; Martin, TroyL; 'Kennedy, Nancy'; Lee, Eden; Bonner, Lee R; Angel,John W; Vradenburg, Jerry J; Pullen, Jae E; 'Edwards, Andrea N'; Sandhu, Bhupinder S; Lawrence, Andrew J; Easton, Robert B; Miller, Douglas L; Beauregard, Diana M; Elges, Justine F; Freeman,Jeffrey A; 'smartin@pennapowers.com'; Keller, Dale R; Kiser, PD; Campbell, Lori A; Tuddao,Jaime B; Story, William M; Cartwright, Devin P; Wooster, Mark J; Mortensen, Cole C; Russell, Lynnette R; Maxey, Julie A; Young, Lori E; Hobdy, Guinevere; Johnson, Nicholas J; Bosch,Richard C; Fuess, Michael J; Miranda, Eduardo P; Stocks, Holli L; Castillo-Garcia, Claudia; Mueller, Tim; Steele, Kent D; 'Jarrett, Teresa C'; Kilty, Megan L; 'Kiewit - Jay Proskovec(Jay.Proskovec@kiewit.com)'; 'Berkley, Susan'; 'Debi.Bohnet@ch2m.com'; Gomez, Mario C; 'ChristinaDavis'; 'Mari N. St. Martin'; 'kvanry@ltgov.nv.gov'; 'rknecht@controller.state.nv.us'; 'LenSavage'; 'almberg@basineng.com'; Goza-Tyner, Jessica L; Houston, Michelle; Moll-Masumi, Sholeh L; 'dhstewart@gov.nv.gov'; Duley,Melody L; Sever, Sean A; Lani, Stephen L; Borino, Jamie; Stein, Kelly M; Yates, Michael H; Carter, Jacob; Eldredge, Kiana C; Fissel, Lauren; Soderborg, Andrew H; Balcon, Catherine; Chmura, Krista; Parsons, Angela; Blackwell,Erik L; Callegari, Amanda L; Martinez, Jason A; 'valentine@nevadaresorts.org'; Ragonese,Meg; Lopez, Stephanie C; Illia, Tony J; Ragonese, Meg; Henke, Jolie A; Packer, Adrienne E
Subject: NDOT Media Summary: February 14, 2018
Attachments: Tribune-Neon.JPG



Hwy. 50 Horse Fencing

https://www.nevadaappeal.com/news/opinion/slow-steps-in-making-highway-50-safe/

https://www.westplainsdailyquill.net/national_news/article_490aa22f-2a1a-5bb9-afc9-15363481e0da.html

http://news3lv.com/news/local/transportation-officials-to-add-fencing-to-us-highway-50

https://knpr.org/headline/2018-02/ndot-planning-fencing-project-response-crashes-involving-wild-horses

http://foxreno.com/news/local/ndot-additional-wildlife-fencing-in-store-for-us-50-to-prevent-animal-collisions

http://www.carsonnow.org/story/02/13/2018/ndot-plans-horse-fencing-highway-50

AMERICAN OVERSIGHT

http://www.heraldcourier.com/news/transportation-officials-to-add-fencing-to-us-highway/article_d9a436f2-7e41-58bf-a6db-1bba5605af5a.html

https://www.seattletimes.com/nation-world/transportation-officials-to-add-fencing-to-us-highway-50/

KRNV News 4
https://mms.tveyes.com/Transcript.asp?StationID=3765&DateTime=2%2F14%2F2018+6%3A01%3A06+AM&Term=Nevada+Department+of+Transportation&PlayClip=TRUE

Stonegate Development

http://www.rgj.com/story/news/2018/02/13/traffic-water-schools-what-you-need-know-proposed-stonegate-development/333499002/

http://www.ktvn.com/story/37499212/stonegate-developers-await-approval-of-zoning-change

Project Neon Closures/Restrictions

https://www.ktnv.com/traffic/charleston-on-ramp-to-southbound-i-15-to-be-closed-through-october

Las Vegas Tribune (See Attached)

I-80 Lane Closures

http://elkodaily.com/news/local/travel-delays-thursday-night-on-i--near-wells/article_71f1a2fd-dac7-5bf7-a2d8-2f52b98ebf11.html

Hey, It's Not Us

http://lasvegas.cbslocal.com/2018/02/13/more-construction-starting-soon-but-its-not-ndot-work/

Various

New Road to TRIC?
http://mynews4.com/on-your-side/on-your-side-iteam/on-your-side-local-leaders-clash-over-need-for-new-road-to-tesla

Media

Meg conducted an interview with Channel 4 reporter Kristen Edwards regarding horse fencing on U.S. 50.

The Nevada Appeal innacurately printed that NDOT had an upcoming contract to fence a section of U.S. 50 in Dayton, as well as a section of U.S. 50 in Silver Springs. Meg contacted the reporter to have the article clarified to state that an upcoming contract will fence a section of U.S. 50 near Silver Springs, while NDOT and partners will evaluate potential enhancements in the Dayton area.
Meg and Jamie provided a tour of upcoming road projects to new Channel 2 traffic reporter Brian Hofmann.

Rudy and Meg provided a general statement to the Nevada Independent regarding the proposed federal infrastructure bill.

Tony spoke with *Las Vegas Review-Journal* transportation reporter Art Marroquin about arranging a photo shoot of ATM sign installation to accompany a forthcoming story.

Tony and Sholeh voiced and filmed video for a forthcoming segment of "NDOT News" about U.S. Highway 95 Phase 2B/5 in northwest Las Vegas.

AMERICAN OVERSIGHT

Social Media

Nevada Department of Transportation
Published by Mary Shortridge · 1 hr ·



Nevada Department of Transportation
Published by Tony Illia · 23 hrs ·

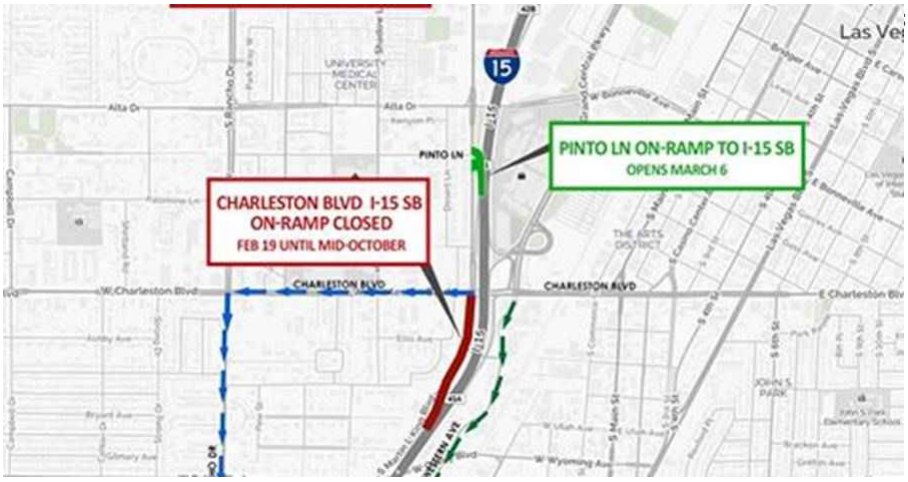

Charleston / I-15 Onramp Closes Feb. 19 Through Mid-October in Las Vegas

LAS VEGAS, NEV. – The Nevada Department of Transportation (NDOT) will close the Charleston Boulevard onramp to Interstate 15 southbound from 9…

NEVADADOT.COM

AMERICAN OVERSIGHT

😔😔😔

Traffic, water, schools: What you need to know about proposed Stonegate development

RGJ.COM

LikeShow more reactions

Comment

2323

1 Share

Comments



Danny Cleous The city and county has believed developers for years now look at the north valleys so you can take in stride and believe what they say or fight for what most of us want for the north valleys. With all the building that is going on right now do you really think it's going to be better in 4 to 5 years when they start there building? I think not. Developers have engineers that work for them to make it seem good and it's going to be great for the community but ask yourself this are they going to be there when things go bad. There not here to fix Lemmon Valley and the mess they made. I have done the research and it just wasn't the weather. We had 2 inches less rain fall than previous years.

2

Manage

LikeShow more reactions

· Reply · 11h



Debbie Compton What about 395, the developer is not widening it? So screw the thousands of us stuck on the 395 commute nightmares

1

Manage

LikeShow more reactions

· Reply · 11h



Laura Ward Thank you....
informative!

1

Manage

LikeShow more reactions

· Reply · 10h



Valerie Whitt As for the freeway congestion they say:
“Under the agreement with the city, the developers won't begin building houses until construction begins on two projects designed to ease traffic flow on U.S. 395 from the state line to the Spaghetti Bowl. The developers won't be able to begin construction on the third phase of their project until the state is underway on its projects to add another lane to the freeway between Lemmon Drive and McCarran Boulevard and to widen the Spaghetti Bowl.”
Yea RIGHT!!! Money talks baby. If you think that they will not build until 395 is widen then you are stupid!!!

2

Manage

LikeShow more reactions

· Reply · 10h



Debbie Compton I could not agree more. It’s all about the money. I understand things change. But why are the north valleys treated as so much garbage??? The city, county and state sure take my tax dollars!

Manage

AMERICAN OVERSIGHT

Like Show more reactions
· Reply · 10h



Karin Smith So in other words Stonegate will never happen because none of the construction will happen, or at least not for many years. Yeah, I don't believe that for a minute.
Dennis Stubblefield In some states like Calif they require the developer to pay a percentage of the ramps and road widening to be compleated before they can build any houses ! But here it seams that the city and county could care less about the people who live here and they just want the tax money from the new houses ! Little do they take into consideration that in a few years it will cost 10 times as much to upgrade the roads !
2

Manage
Like Show more reactions
· Reply · 10h



Beck S Wares They are not legally allowed to make the developer pay for the freeway widening. Howeber, stonegate is widening white lake and putting in better onramp. They also hope to pave north Virginia.
Manage
Like Show more reactions
· Reply · 10h



Dennis Stubblefield I guess that they would rather have us as tax payers pay for ALL OF THE IMPROVEMENTS, instead of letting the developes pay a PERCENTAGE of it !



Danny Cleous By the time they get 395 done it will be out dated again. The city, county, and the state are so far behind they can never catch up to the fast pace of building. If people are so set to fix the housing shortage then they need to have better wages so people can afford houses. 13 dollars an hour isn't going to do it.

KRNV News 4
11 hrs ·
NDOT is adding more horse fencing to cut down on collisions on Highway 50. Kristen Edwards KRNV reports: http://bit.ly/2GdltiB

AMERICAN OVERSIGHT



Pause

Enter Watch And ScrollClick to enlarge
Unmute
2.2K Views

Mary Shortridge

Like
CommentShare

Top Comments

2323
3 Shares
Comments

Write a comment...

John Castro How about citing drivers for animal cruelty, reckless/careless driving for driving above posted speed limits, or overdriving their headlights. And attempted suicide if they suffer injuries. Attempted vehicular manslaughter if passengers are in car. Vehicular manslaughter if the passenger dies.
2

Manage
Like
· Reply · 10h · Edited

Lacy Thompson Enox How do you know that everybody that hits a horse is speeding ?
Manage
Like

AMERICAN OVERSIGHT

· Reply · 9h



John Castro Well.... They're driving too fast. What's that tell you?

If you slow down in those areas, and look out for horses/cattle..... It's impossible to hit them. They're big, easy to see, there's no bushes or trees for them to hide, grass isn't tall enough, they arent camouflaged.....See More

Manage

Like

· Reply · 3h



Jesse Rayner I think they really need to put up more signs and teach the horses how to read.

Manage

Like

· Reply · 1h



Katy Freeman ??????? You. . .what. . .seriously????

Manage

Like

· Reply · 21m



Write a reply...



Jenny Lou They shoot horses, don't they?

Manage

Like

· Reply · 10h



Sonny St Andry People get shot too. What's your point?

1

Manage

Like

· Reply · 1h



Shelley Gallaty Not legally....

Manage

Like

· Reply · 48m



Sonny St Andry Not legal to shoot horses either.

Manage

Like

· Reply · 29m



Write a reply...

AMERICAN OVERSIGHT



Shawna Fournier Horses are very hard to see at night. No matter how fast or slow you go. More tax money dumped on this issue isn't the answer. Removing the feral horses is the safest for both horses and people in the long run.
Manage
Like
· Reply · 3h



Mona Malone Need to do something to many getting hit. Hope they build them high enough
Manage
Like
· Reply · 55m



Patty Pruett Thank God.
Manage
Like
· Reply · 10h

This communication, including any attachments, may contain confidential information and is intended only for the individual or entity to whom it is addressed. Any review, dissemination or copying of this communication by anyone other than the intended recipient is strictly prohibited. If you are not the intended recipient, please contact the sender by reply e-mail and delete all copies of the original message.

Rancho Dr. at Sahara closed Febuary 17-19

Special to the Las Vegas Tribune

The Nevada Department of Transportation (NDOT) will close a 450-foot section of Rancho Drive in both directions, north of Sahara Avenue in downtown Las Vegas from midnight, February 17, until 6 a.m., February 19. The westbound Sahara Avenue right-lane at the Rancho Drive intersection will also be closed during the same time frame.

The closure is needed for lane restriping work as part of Project Neon — a nearly $1 billion 3.7-mile-long widening of Interstate 15 from the Spaghetti Bowl interchange to Sahara Avenue. Kiewit Infrastructure West Co. is the design-build general contractor, with Atkins North America as lead designer.

Motorists should use caution while travelling through the work zone, heed construction signage, and take alternate detour routes, if possible. Check the Project Neon website (NDOTProjectNeon.com) or Facebook, LinkedIn, and Twitter pages (@NDOTProjectNeon) for up to date information. There is also a free smart phone app available, plus a hotline available in both English and Spanish at: 702-293-NEON (6366). NDOT works to inform the public about planned highway restrictions, but unscheduled construction changes, closures and restrictions are possible due to weather or other factors. For the latest state highway conditions, visit nvroads.com or call 511 before driving.



NV-DA-20-0615-A-003971

Stephanie M. Klapstein

From: Packer, Adrienne E <APacker@dot.nv.gov>
Sent: Thursday, February 08, 2018 9:38 AM
To: Bichelman, Jamie; Division Heads DL; Operations DL
Cc: 'Gail E. Powell'; Spencer, Joseph T; Crosby, Jason D; Martin, TroyL; 'Kennedy, Nancy'; Lee, Eden; Bonner, Lee R; Angel,John W; Vradenburg, Jerry J; Pullen, Jae E; 'Edwards, Andrea N'; Sandhu, Bhupinder S; Lawrence, Andrew J; Easton, Robert B; Miller, Douglas L; Beauregard, Diana M; Elges, Justine F; Freeman,Jeffrey A; 'smartin@pennapowers.com'; Keller, Dale R; Kiser, PD; Campbell, Lori A; Tuddao,Jaime B; Story, William M; Cartwright, Devin P; Wooster, Mark J; Mortensen, Cole C; Russell, Lynnette R; Maxey, Julie A; Young, Lori E; Hobdy, Guinevere; Johnson, Nicholas J; Bosch,Richard C; Fuess, Michael J; Miranda, Eduardo P; Stocks, Holli L; Castillo-Garcia, Claudia; Mueller, Tim; Steele, Kent D; 'Jarrett, Teresa C'; Kilty, Megan L; 'Kiewit - Jay Proskovec(Jay.Proskovec@kiewit.com)'; 'Berkley, Susan'; 'Debi.Bohnet@ch2m.com'; Gomez, Mario C; 'ChristinaDavis'; 'Mari N. St. Martin'; 'kvanry@ltgov.nv.gov'; 'rknecht@controller.state.nv.us'; 'LenSavage'; 'almberg@basineng.com'; Goza-Tyner, Jessica L; Houston, Michelle; Moll-Masumi, Sholeh L; 'dhstewart@gov.nv.gov'; Duley,Melody L; Sever, Sean A; Lani, Stephen L; Borino, Jamie; Stein, Kelly M; Yates, Michael H; Carter, Jacob; Eldredge, Kiana C; Fissel, Lauren; Soderborg, Andrew H; Balcon, Catherine; Chmura, Krista; Parsons, Angela; Blackwell,Erik L; Callegari, Amanda L; Martinez, Jason A; 'valentine@nevadaresorts.org'; Ragonese,Meg; Lopez, Stephanie C; Illia, Tony J; Ragonese, Meg; Henke, Jolie A; Packer, Adrienne E
Subject: NDOT Media Summary: February 8, 2018
Attachments: Interstate 15 Craig Road ExitClosed February 9-12 in North Las Vegas.pdf



TRIC Traffic Concerns

http://mynews4.com/on-your-side/on-your-side-iteam/on-your-side-local-leaders-clash-over-need-for-new-road-to-tesla

Craig Road Ramp Closure

https://www.reviewjournal.com/traffic/southbound-interstate-15-exit-to-temporarily-close-for-construction/

Project Neon Closures/Restrictions

https://patch.com/nevada/lasvegas/project-neon-road-closures-starting-friday

Las Vegas is Booming

AMERICAN OVERSIGHT

https://www.probuilder.com/las-vegas-vibrant-growth

Raiders Stadium

https://vegasinc.lasvegassun.com/business/2018/feb/08/room-tax-challenges-could-be-a-hit-to-raiders-stad/

I-80 Expansion

KOH-AM --
https://mms.tveyes.com/Transcript.asp?StationID=7015&DateTime=2%2F8%2F2018+6%3A34%3A57+AM&Term=Nevada+Department+of+Transportation&PlayClip=TRUE

Eastern Avenue Safety Improvements

KLAS Channel 8
https://mms.tveyes.com/Transcript.asp?StationID=2190&DateTime=2%2F7%2F2018+11%3A09%3A16+PM&Term=%22N%2DDOT%22&PlayClip=TRUE

Video

Intelligent Tech Helping with Reno Traffic: https://vimeo.com/253355932

Media

Meg distributed the transportation board meeting agenda to state government reporters.

"Ask Joe" Hart of Channel 4 asked Meg for the specific criteria and noise readings that were used to evaluate construction of a sound wall on the south side of the southern end of the Carson City Freeway. The Environmental division and Meg provided the Federal Code of Regulations guiding noise mitigation, as well as information on sound readings conducted in 1986, 2001 and 2014 projecting outside residential sound to exceed the federal threshold for sound wall installation on the southern side of the freeway.

Tony did an on-air interview with KVVU Fox 5 News traffic anchor Ken Smith about a 30-day closure of the I-15 NB to EB Charleston Blvd offramp for Project Neon related construction improvements.

Tony spoke with *Las Vegas Review-Journal* transportation reporter Art Marroquin about a "Road Warrior" reader question concerning ramp access along U.S. Highway 95 in northwest Las Vegas.

Tony spoke with KSNV Channel 3 News traffic reporter Tom Hawley about the I-15 North widening between Craig Road and Speedway Boulevard in North Las Vegas.

Tony spoke with KVVU Fox 5 News traffic anchor Ken Smith about the I-15 Craig Road exit closure in North Las Vegas from February 9-12 for mill-and paving activities.

Tony spoke with *Las Vegas Review-Journal* business reporter Eli Segall about Project Neon construction employment.

Tony and Adrienne attend a public information meeting about planned pedestrian safety improvements along a 3-mile-stretch of Civic Center Drive / Eastern Avenue between U.S. Highway 95 and Cope Avenue in Las Vegas. The event was covered by KLAS Channel 8 News who interviewed Lori Campbell.

Social Media

Nevada Department of Transportation **added** **3 new photos**.
Published by Mary Shortridge · 44 mins ·

AMERICAN OVERSIGHT

The equipment has changed, but the goal of keeping Nevada safe and connected remains the same.
Here's a #ThrowbackThursday to our road maintenance and survey crews in 1941. And here are our hard-working road maintenance crews of today.
You can find more photos of Nevada highway history at www.nevadadot.com/100
#TBT





AMERICAN OVERSIGHT



Southbound Interstate 15 exit to temporarily close for construction" reviewjournal.com/traffic/southb... @reviewjournal @AMarroquin_LV @RJroadwarrior #RJnow

0 replies0 retweets0 likes

Eastern Ave. / Civic Center Dr. Safety Improvement Public Meeting Now Underway at Arturo Cambeiro Elementary School in Las Vegas bit.ly/2DWbCge @CityOfLasVegas @CNLV @ClarkCountyNV @reviewjournal @LasVegasSun



AMERICAN OVERSIGHT





AMERICAN OVERSIGHT



0 replies0 retweets1 like

Nevada Department of Transportation added 2 new photos.

Published by Adrienne Packer · 16 hrs ·

Please come learn about our safety improvement plan along Eastern. We'll have a presentation at 5:30. We're at Arturo Cambeiro Elementary.



AMERICAN OVERSIGHT



This communication, including any attachments, may contain confidential information and is intended only for the individual or entity to whom it is addressed. Any review, dissemination or copying of this communication by anyone other than the intended recipient is strictly prohibited. If you are not the intended recipient, please contact the sender by reply e-mail and delete all copies of the original message.

Media Release

FOR IMMEDIATE RELEASE
February 5, 2018

Tony Illia, NDOT Public Information Officer
Tel: (702) 385-6509 | E-mail: tillia@dot.nv.gov

PRESS RELEASE

Interstate 15 Craig Road Exit Closed February 9-12 in North Las Vegas

NORTH LAS VEGAS, NEV. – The Nevada Department of Transportation (NDOT) will close the southbound Interstate 15 exit to Craig Road from 7 p.m., February 9 until 5 a.m., February 12, in North Las Vegas.

The ramp closure is needed for milling and paving activities as part of a $33.8 million 4.8-mile-long widening of Interstate-15 between Craig Road and Speedway Boulevard. The project will expand the highway from four to six travel lanes, plus install new lighting, signage and landscaping. Other work calls for widening and seismic upgrades to four overpass structures at Range Road and the Union Pacific Railroad tracks. Las Vegas Paving is the general contractor. Construction is expected to finish this summer.

NDOT works to inform the public about planned highway restrictions, but unscheduled construction changes, closures and restrictions are possible due to weather or other factors. For the latest state highway conditions, visit nvroads.com or call 511 before driving.



AMERICAN OVERSIGHT



AMERICAN OVERSIGHT

Stephanie M. Klapstein

From: Packer, Adrienne E <APacker@dot.nv.gov>
Sent: Tuesday, January 23, 2018 9:14 AM
To: Illia, Tony J; Division Heads DL; Operations DL
Cc: 'Gail E. Powell'; Spencer, Joseph T; Crosby, Jason D; Martin, TroyL; 'Kennedy, Nancy'; Lee, Eden; Bonner, Lee R; Angel,John W; Vradenburg, Jerry J; Pullen, Jae E; 'Edwards, Andrea N'; Sandhu, Bhupinder S; Lawrence, Andrew J; Easton, Robert B; Miller, Douglas L; Beauregard, Diana M; Elges, Justine F; Freeman,Jeffrey A; 'smartin@pennapowers.com'; Keller, Dale R; Kiser, PD; Campbell, Lori A; Tuddao,Jaime B; Story, William M; Cartwright, Devin P; Wooster, Mark J; Mortensen, Cole C; Russell, Lynnette R; Maxey, Julie A; Young, Lori E; Hobdy, Guinevere; Johnson, Nicholas J; Bosch,Richard C; Fuess, Michael J; Miranda, Eduardo P; Stocks, Holli L; Castillo-Garcia, Claudia; Mueller, Tim; Steele, Kent D; 'Jarrett, Teresa C'; Kilty, Megan L; 'Kiewit - Jay Proskovec(Jay.Proskovec@kiewit.com)'; 'Berkley, Susan'; 'Debi.Bohnet@ch2m.com'; Gomez, Mario C; 'ChristinaDavis'; 'Mari N. St. Martin'; 'kvanry@ltgov.nv.gov'; 'rknecht@controller.state.nv.us'; 'LenSavage'; 'almberg@basineng.com'; Goza-Tyner, Jessica L; Houston, Michelle; Moll-Masumi, Sholeh L; 'dhstewart@gov.nv.gov'; Duley,Melody L; Sever, Sean A; Lani, Stephen L; Borino, Jamie; Stein, Kelly M; Yates, Michael H; Carter, Jacob; Eldredge, Kiana C; Fissel, Lauren; Soderborg, Andrew H; Bichelman, Jamie; Balcon, Catherine; Chmura, Krista; Parsons,Angela; Blackwell, Erik L; Callegari, Amanda L; Martinez, Jason A; 'valentine@nevadaresorts.org'; Packer, Adrienne E
Subject: NDOT Media Summary: January 23, 2018



Nevada's Safe Driving Rating Improves

https://www.reviewjournal.com/traffic/nevada-improves-national-standing-for-traffic-safety-laws/

http://www.ktvn.com/story/37322881/nevadas-report-card-on-highway-safety1

Project Neon Team to Hold Final Public Meeting

https://www.reviewjournal.com/traffic/final-public-meeting-to-discuss-project-neon-coming-soon/

KLAS Channel 8
https://mms.tveyes.com/Transcript.asp?StationID=2190&DateTime=1%2F23%2F2018+6%3A18%3A42+AM&Term=%22N%2DDOT%22&PlayClip=TRUE

NDOT Mulling Options to Address TRIC Growth

AMERICAN OVERSIGHT

KRNV Channel 4
https://mms.tveyes.com/Transcript.asp?StationID=3765&DateTime=1%2F22%2F2018+11%3A07%3A25+PM&Term=NDOT&PlayClip=TRUE

Media

Ryan Curry of News 4 contacted Meg regarding local efforts to enhance pedestrian safety. Meg detailed NDOT's pedestrian safety projects and programs.

Community Outreach

Meg gave a presentation and NDOT updates to a Carson City civic group.

Social Media

Nevada Department of Transportation
Published by Mary Shortridge · 17 hrs ·
Working together. It's an important part of any road construction project.
We thank A1 Body Shop & RV Repair and all other drivers and businesses for their support and understanding of our recent Glendale Avenue reconstruction project in City of Sparks, Nevada Government.
And to all community members, community leaders and businesses across Nevada who have helped provide feedback and support our road improvements, thanks for the understanding and opportunity to partner with you.
Together, we're keeping you safe and connected on Nevada roads!
Sparks Tile & Stone



You Retweeted

Project Neon @NDOTProjectNeon 17h17 hours ago

AMERICAN OVERSIGHT

Can't attend our public meeting in person? Join us on Facebook Live at 5:30pm on Wednesday! You can watch the presentation and ask questions from the comfort of your home!

AMERICAN OVERSIGHT



PROJECT NEON PUBLIC MEETING

Wednesday, January 24, 2018
4-7PM
Presentation at 5:30PM

If you cannot attend in person, please join us via Facebook Live at 5:30pm on January 24 to watch the presentation and submit your comments or questions.
Facebook.com/NDOTProjectNeon



AMERICAN OVERSIGHT
NV-DA-20-0615-A-003984

You, City of Las Vegas, RTC Southern Nevada and 6 others

0 replies5 retweets10 likes

This communication, including any attachments, may contain confidential information and is intended only for the individual or entity to whom it is addressed. Any review, dissemination or copying of this communication by anyone other than the intended recipient is strictly prohibited. If you are not the intended recipient, please contact the sender by reply e-mail and delete all copies of the original message.

Stephanie M. Klapstein

From: Packer, Adrienne E <APacker@dot.nv.gov>
Sent: Friday, June 01, 2018 9:20 AM
To: Ragonese, Meg; Illia, Tony J; Division Heads DL; Operations DL
Cc: Bichelman, Jamie; 'Gail E. Powell'; Spencer, Joseph T; Crosby, Jason D; Martin, Troy L; 'Kennedy, Nancy'; Lee, Eden; Bonner, Lee R; Angel,John W; Vradenburg, Jerry J; Pullen, Jae E; 'Edwards, Andrea N'; Sandhu, Bhupinder S; Lawrence, Andrew J; Easton, Robert B; Miller, Douglas L; Beauregard, Diana M; Elges, Justine F; Freeman,Jeffrey A; 'smartin@pennapowers.com'; Keller, Dale R; Kiser, PD; Campbell, Lori A; Tuddao,Jaime B; Story, William M; Cartwright, Devin P; Wooster, Mark J; Mortensen, Cole C; Russell, Lynnette R; Maxey, Julie A; Young, Lori E; Hobdy, Guinevere; Johnson, Nicholas J; Bosch,Richard C; Fuess, Michael J; Miranda, Eduardo P; Stocks, Holli L; Castillo-Garcia, Claudia; Mueller, Tim; Steele, Kent D; 'Jarrett, Teresa C'; Kilty, Megan L; 'Kiewit - Jay Proskovec(Jay.Proskovec@kiewit.com)'; 'Berkley, Susan'; 'Debi.Bohnet@ch2m.com'; Gomez, Mario C; 'ChristinaDavis'; 'mkinner@gov.nv.gov'; 'kvanry@ltgov.nv.gov'; 'rknecht@controller.state.nv.us'; 'LenSavage'; 'almberg@basineng.com'; Goza-Tyner, Jessica L; Houston, Michelle; Moll-Masumi, Sholeh L; 'dhstewart@gov.nv.gov'; Duley,Melody L; Sever, Sean A; Lani, Stephen L; Borino, Jamie; Stein, Kelly M; Yates, Michael H; Carter, Jacob; Eldredge, Kiana C; Fissel, Lauren; Soderborg, Andrew H; Balcon, Catherine; Chmura,Krista; Parsons, Angela; Blackwell, Erik L; Callegari, Amanda L; Martinez, Jason A; 'valentine@nevadaresorts.org'; Lopez,Stephanie C; Henke, Jolie A; Packer, Adrienne E
Subject: NDOT Media Summary: June 1, 2018
Attachments: U.S. 395 North Valleys ITSProject Temporary Ramp Closures Release June 1 2018.docx; US 50 East Dayton Painted CattleGuard Installation 2018 Press Release.docx; Garnet Interchange Closure 5.31 release.docx



U.S. 93 to Close for Garnet Interchange Project

https://www.ktnv.com/traffic/us-93-to-close-at-i-15-on-june-10-11-for-bridge-prep-work

http://news3lv.com/news/local/us-93-to-close-at-i-15-northeast-of-las-vegas-for-bridge-prep-work

Project Neon Progress Report

KLAS Channel 8
https://mms.tveyes.com/Transcript.asp?StationID=2190&DateTime=6%2F1%2F2018+5%3A37%3A25+AM&Term=%22N%2DDOT%2&PlayClip=TRUE

AMERICAN OVERSIGHT

Cortez Masto's Technology Roundtable

http://www.ktvn.com/story/38321657/senator-cortez-masto-hosts-roundtable-at-tmcc-applied-technology-center

Ask Joe: How Do You Want Washoe to Grow?

http://mynews4.com/news/local/how-do-you-want-washoe-county-to-grow-what-services-should-be-improved

Project Neon Restrictions

KVVU Fox 5
https://mms.tveyes.com/Transcript.asp?StationID=2200&DateTime=5%2F31%2F2018+10%3A19%3A46+PM&Term=Nevada+Department+of+Transportation&PlayClip=TRUE

Hwy. 50 Cattle Guard

KOH-AM
https://mms.tveyes.com/Transcript.asp?StationID=7015&DateTime=6%2F1%2F2018+7%3A06%3A25+AM&Term=Nevada+Department+of+Transportation&PlayClip=TRUE

KTVN Channel 2
https://mms.tveyes.com/Transcript.asp?StationID=3760&DateTime=5%2F31%2F2018+6%3A46%3A30+PM&Term=NDOT&PlayClip=TRUE

Project Neon Nearly 70 Percent Complete

https://knpr.org/headline/2018-05/project-neon-70-percent-complete

NDOT Lays Out Summer Plans

https://elkodaily.com/news/ndot-lays-out-summer-roadwork-plan/article_3982c3c3-258d-5f3d-a730-e1c1b9fd4d17.html

I-80/Hwy. 395 Road Projects

KTVN Channel 2
https://mms.tveyes.com/Transcript.asp?StationID=3760&DateTime=6%2F1%2F2018+6%3A49%3A18+AM&Term=NDOT&PlayClip=TRUE

Media

Meg distributed the attached press release regarding installation of a painted cattleguard on U.S. 50 east of Dayton.

Meg distributed the attached press release regarding ramp closures on U.S. 395 in North Valleys for ITS project.

Adrienne distributed the attached press release regarding closures at the Garnet Interchange.

Adrienne spoke with Channel 8's Nate Tannenbaum about Project Neon closures.

Social Media

AMERICAN OVERSIGHT

Make room for @RTOdyssey relay run event participants on State Routes 647, 207, 206, 705, 342, 341 and U.S. 50 June 1 and June 2 in Washoe/Douglas/Storey counties and Carson City. SR 341 closed in Virginia City @storeycounty June 2 from 5-10am. @nhpnorthern





0 replies2 retweets4 likes

2

You Retweeted

Project Neon @NDOTProjectNeon 17h17 hours ago

#NeonMainEvent

AMERICAN OVERSIGHT

May 31st Overnight Closures

***Charleston Blvd at I-15 (7pm-6am)**

***I-15 SB off-ramp to Charleston Blvd (7pm-6am)**

* I-15 SB off-ramp to Washington Ave (10pm-5am)

* I-15 SB lane reduction, Oakey to Sahara (10pm-6am)

* Rancho Dr on-ramp to US 95 SB / I-15 SB (10pm-6am)

* Rancho Dr, Teddy to Meade (9pm-5am)

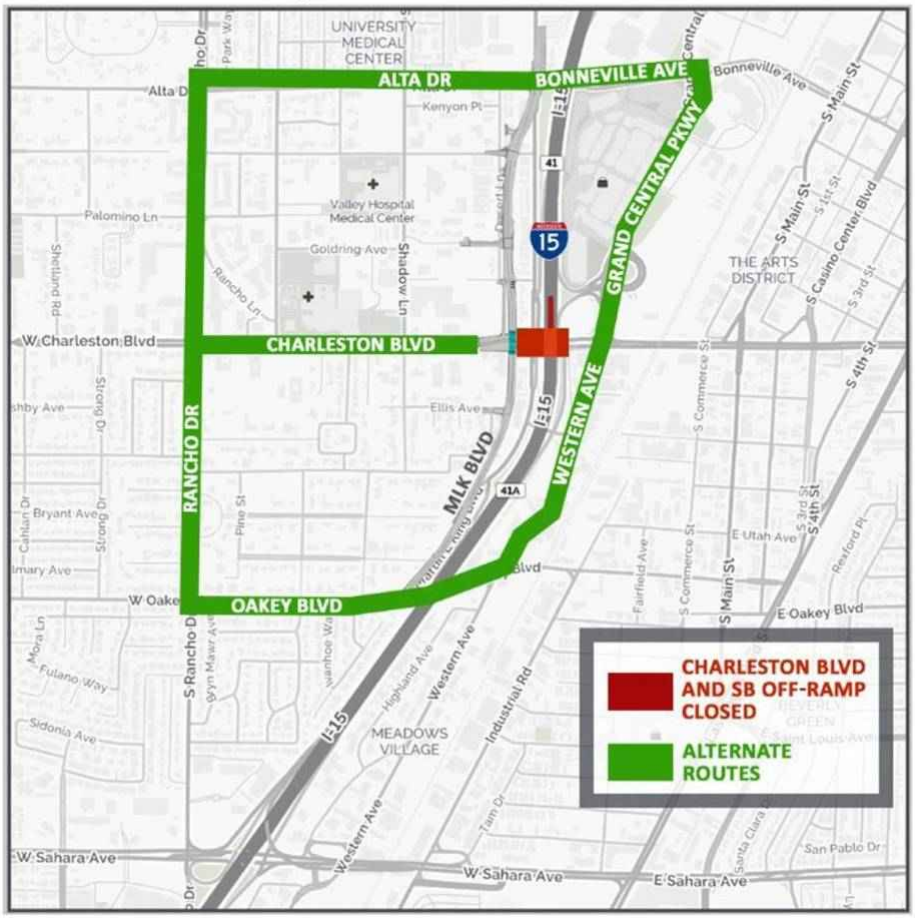

[redacted]

city of las vegas, RTC Southern Nevada, Palace Station and 6 others

0 replies5 retweets3 likes

Nevada DOT @nevadadot May 31

Elko: @elkodaily gives an important heads up for upcoming summer road improvements in Spring Creek, Carlin and Winnemucca: elkodaily.com/news/ndot-lays... via @elkodaily

0 replies1 retweet0 likes

1

This communication, including any attachments, may contain confidential information and is intended only for the individual or entity to whom it is addressed. Any review, dissemination or copying of this communication by anyone other than the intended recipient is strictly prohibited. If you are not the intended recipient, please contact the sender by reply e-mail and delete all copies of the original message.

FOR IMMEDIATE RELEASE
May 31, 2018

Media Contact
Adrienne Packer, NDOT Public Information Officer
Email: apacker@dot.nv.gov I Tel: (702) 385-6504

U.S. 93 to Close at I-15 for Bridge Prep Work

Restriction Scheduled from 10 a.m. June 10 to 8 a.m. June 11

LAS VEGAS, NV – U.S. Hwy. 93 will be closed at Interstate 15 between 10 a.m. June 10 and 8 a.m. June 11 as crews lower the highway to meet overhead clearance requirements and accommodate new bridge girders, according to the Nevada Department of Transportation (NDOT).

Please note that all I-15 ramps will remain open during this activity, with temporary bypasses for northbound on- and off-ramps.

The work is a component of the $58 million Garnet Interchange reconstruction project, which is scheduled to be completed by year's end.

NDOT embarked on improving the 55-year-old interchange in February. Plans include building a modified diverging diamond interchange at U.S. 93 and I-15; widening U.S. 93 to four lanes and extending the Garnet Interchange to just north of Apex Power Parkway.

Please see the below map for suggested detours. To navigate construction zones, NDOT also encourages motorists to use Waze, which receives regular updates on the department's restrictions and closures throughout the Las Vegas Valley. Drivers can also visit nvroads.com or dial 511 for traffic information.

Motorists should use caution while traveling through work zones and pay attention to construction signage. Please be reminded that work schedules can change due to weather or other unforeseen factors.

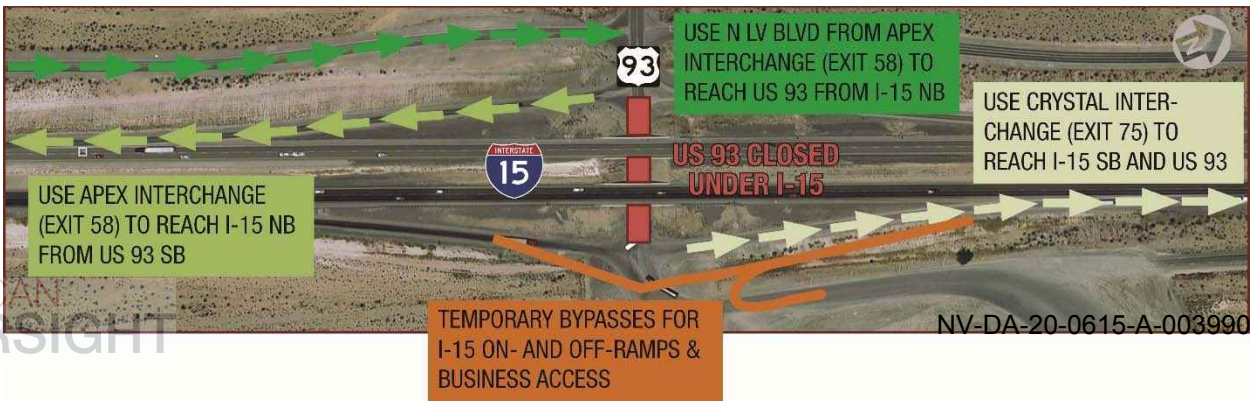

AMERICAN OVERSIGHT

Media Release

FOR IMMEDIATE RELEASE
May 31, 2018

Nevada Department of Transportation
Meg Ragonese, Public Information Officer
E-mail: mragonese@dot.state.nv.us
Phone: (775) 888-7172 / (775) 443-5926

NDOT TO PAINT CATTLE GUARD ON U.S. 50 EAST OF DAYTON TO REDUCE HORSES ON ROADWAY

CARSON CITY, Nev. – Single lane closures will take place on U.S. 50 east of Dayton as the Nevada Department of Transportation paints a cattle guard across the highway to reduce feral horses entering the roadway.

U.S. 50 will be reduced to one lane in each direction near Chavez Road east of Dayton between 7 a.m.- 4 p.m. daily June 1 and 2 as a cattle guard is painted across the highway. Approximately 100 feet of fencing will also be installed connecting both sides of the cattle guard to existing livestock fencing along the roadside. Visually interpreted by horses and some other livestock as a dimensional barrier, the painted cattle guard will keep drivers and livestock safer by limiting horses entering the existing fenced section of highway. Travel speeds will be reduced to 55 mph through the work zone. The road work schedule is subject to change.

Approximately ten miles of livestock fencing is already in place in the Stagecoach and Silver Springs areas of U.S. 50. Additional sections of livestock fencing will be added to U.S. 50 between Stagecoach and the USA Parkway intersection in coming years as NDOT widens the road from a two-lane to a four-lane divided highway.

State transportation information is available at nevadadot.com or by calling (775) 888-7000.

# # #

About NDOT

Z lwk#wkh#jrdc#ri#nhhslqj#Q hydgd#vdih#dqg#frqqhfwhg/#wkh#Q hydgd#Ghsduwp hqw#ri#Wudqvsruwdwlrq#scdqv/#frqvwuxfw/#rshudwhv#dqg#p dlqwdlqv#wkh#dssur{lp dwhc|#8/733#p lohv#ri#kljkz d|#dqg#p ruh#wkdq#4/333#eulgjhv#z klfk#p dnh#xs#wkh#vwdwh#kljkz d|#v|vwhp 1#Wkh#ghsduwp hqw#dovr#vxssruw#d#vwdwhz lgh/#p xowl0p rgdc#wudqvsruwdwlrq#v|vwhp #wkurxjk#shghvwuldq/#elf|fdn/#wudqvlw/#udlo#dyldwlrq#dqg#rwkhu#p xowl0p rgdc#wudqvsruwdwlrq/#dv#z hc#dv#wudyhdnu#vhuylfhv#vxfk#dv#844#Q hydgd#Wudyhc#Iqir1#Vwdwh#wudqvsruwdwlrq#Iqirup dwlrq#lv#dydlodeon#dw#qhydgdgrwlfrp #ru#=:8,#;;;0:3331#

AMERICAN OVERSIGHT

Media Release

FOR IMMEDIATE RELEASE
May 31, 2018

Nevada Department of Transportation
Meg Ragonese, Public Information Officer
E-mail: mragonese@dot.state.nv.us
Phone: (775) 888-7172 / (775) 443-5926

NDOT ANNOUNCES OVERNIGHT SB U.S. 395 FREEWAY ON RAMP CLOSURES FOR INSTALLATION OF DRIVER INFORMATION SYSTEMS

CARSON CITY, Nev. – Select on ramps to southbound U.S. 395 in the North Valleys will temporarily close overnight May 31 and June 1 as the Nevada Department of Transportation installs enhanced driver information systems.

The southbound U.S. 395 on ramp from Lemmon Drive will close overnight between 9 p.m. May 31 and 5 a.m. June 1. Then, on ramps from Lemmon Drive and north McCarran and Oddie boulevards to southbound U.S. 395 will close overnight from 9 p.m. June 1 to 5 a.m. June 2.

The closures are for striping of roadway stop bars as part of new ramp meters being installed at the ramps. The ramps will be closed individually for brief periods of time, with detours provided and no two consecutive ramps closed at the same time.

The improvements are part of enhanced driver information systems being installed to help keep drivers safer and more informed of road conditions on U.S. 395 from the spaghetti bowl north to the Nevada-California state line:

Ramp Meters- Ramp meters will be installed on U.S. 395 ramps at Oddie Boulevard, North McCarran Boulevard, Clearacre Lane and Lemmon Drive. Ramp meters are traffic signals placed at the top of certain freeway on-ramps, to help reduce congestion and enhance safety by more evenly metering the flow of traffic merging onto freeways.

Wrong Way Driver Detection Systems – NDOT currently places "Wrong Way" signs on all freeway ramps to notify drivers errantly trying to enter the freeway in the wrong direction. Additional flashing warning signals and detection systems will be added to U.S. 395 on-ramps in the North Valleys as a highly-visible and additional indication to help stop drivers from entering the wrong way; ultimately enhancing freeway safety.

Travel Time Signs- Roadside travel time signs provide current travel times for drivers to reach key locations such as off-ramps. By knowing the travel time, drivers can make informed decisions, such as if they wish to take another route to most efficiently reach their destination.

Traffic Cameras- By providing nearly up-to-the-second views of travel conditions, traffic cameras help drivers to make travel decisions, such as which route they will take and what time they will leave, before departing for their destination. They also help drivers be prepared for any potential weather conditions prior to driving.

Additional electronic freeway signs and roadway weather reporting stations will be installed as well.

Periodic future lane, ramp and roadway shoulder closures will take place on U.S. 395 from the spaghetti bowl north to the Nevada-California state line through early 2018 as the improvements are made.

Further state transportation information is available at www.nevadadot.com or by dialing (775) 888-7000.

AMERICAN OVERSIGHT

Stephanie M. Klapstein

From: Packer, Adrienne E <APacker@dot.nv.gov>
Sent: Thursday, March 15, 2018 9:26 AM
To: Bichelman, Jamie; Division Heads DL; Operations DL
Cc: 'Gail E. Powell'; Spencer, Joseph T; Crosby, Jason D; Martin, TroyL; 'Kennedy, Nancy'; Lee, Eden; Bonner, Lee R; Angel,John W; Vradenburg, Jerry J; Pullen, Jae E; 'Edwards, Andrea N'; Sandhu, Bhupinder S; Lawrence, Andrew J; Easton, Robert B; Miller, Douglas L; Beauregard, Diana M; Elges, Justine F; Freeman,Jeffrey A; 'smartin@pennapowers.com'; Keller, Dale R; Kiser, PD; Campbell, Lori A; Tuddao,Jaime B; Story, William M; Cartwright, Devin P; Wooster, Mark J; Mortensen, Cole C; Russell, Lynnette R; Maxey, Julie A; Young, Lori E; Hobdy, Guinevere; Johnson, Nicholas J; Bosch,Richard C; Fuess, Michael J; Miranda, Eduardo P; Stocks, Holli L; Castillo-Garcia, Claudia; Mueller, Tim; Steele, Kent D; 'Jarrett, Teresa C'; Kilty, Megan L; 'Kiewit - Jay Proskovec(Jay.Proskovec@kiewit.com)'; 'Berkley, Susan'; 'Debi.Bohnet@ch2m.com'; Gomez, Mario C; 'ChristinaDavis'; 'Mari N. St. Martin'; 'kvanry@ltgov.nv.gov'; 'rknecht@controller.state.nv.us'; 'LenSavage'; 'almberg@basineng.com'; Goza-Tyner, Jessica L; Packer, Adrienne E; Houston, Michelle; Moll-Masumi, Sholeh L; 'dhstewart@gov.nv.gov'; Duley, Melody L; Sever, Sean A; Lani, Stephen L; Borino, Jamie; Stein, Kelly M; Yates, Michael H; Carter, Jacob; Eldredge, Kiana C; Fissel, Lauren; Soderborg, Andrew H; Balcon, Catherine; Chmura, Krista; Parsons, Angela; Blackwell,Erik L; Callegari, Amanda L; Martinez, Jason A; 'valentine@nevadaresorts.org'; Ragonese,Meg; Lopez, Stephanie C; Illia, Tony J; Ragonese, Meg; Henke, Jolie A
Subject: NDOT Media Summary: March 15, 2018
Attachments: Charleston Blvd., Symphony ParkAve. Closed This Weekend in Las Vegas.pdf; U.S. 95 SB Lane Closed at I-15Starting Friday Night in Las Vegas.pdf



Future I-11 Corridor

http://www.ktvn.com/story/37729438/reno-city-council-learns-potential-corridors-for-future-interstate-11

https://www.nevadaappeal.com/news/local/vegas-to-reno-freeway-will-bypass-douglas-county/

KRXI Fox 5
https://mms.tveyes.com/Transcript.asp?StationID=3770&DateTime=3%2F15%2F2018+8%3A05%3A53+AM&Term=NDOT&PlayClip=TRUE

Project Neon's Main Event

AMERICAN OVERSIGHT

http://lasvegas.cbslocal.com/2018/03/14/more-project-neon-work-means-two-streets-will-be-closed-all-weekend/

KVVU Fox 5
https://mms.tveyes.com/Transcript.asp?StationID=2200&DateTime=3%2F14%2F2018+11%3A21%3A18+PM&Term=Nevada+Department+of+Transportation&PlayClip=TRUE

Storey County's First Traffic Signal

https://www.nevadaappeal.com/news/local/carson-city-to-assist-with-storey-countys-first-traffic-light/

Traffic Safety Improvements

http://www.record-bee.com/general-news/20180314/california-among-states-with-greatest-number-of-accidents-involving-older-drivers

Cortez-Masto Pushing for Nevada Infrastrucure

http://www.publicnow.com/view/B01F68FC2881AB3436D568F8C22FF2C2D4F87C78

Various

Ride-Sharing to Assist With St. Patrick's Day
https://www.reviewjournal.com/local/local-las-vegas/st-patricks-day-revelers-have-some-options-for-getting-home/

Media

Meg provided Nevada Moves Day information to Channel 8 reporter Ben Deach, asking for inclusion in the reporter's "8 Things To Do" segment highlighting events for the coming week.

Kevin Verre conducted an interview and Meg provided background information to Channel 2 regarding the future I-11 corridor presentation at Wednesday's Reno City Council meeting.

Tony answered various reader questions from *Las Vegas Review-Journal* transportation reporter Art Marroquin for his "Road Warrior" column.

Tony spoke with KLAS Channel 8 News traffic reporter Nate Tannenbaum about viewer questions for his "Driving You Crazy" segment.

Tony spoke with *Las Vegas Review-Journal* investigative reporter Arthur Kane about answering questions over improperly installed tortoise fencing along U.S. Highway 95 near Indian Springs.

Tony spoke with *Pahrump Valley Times* Managing Editor David Jacobs about traffic impacts from the Baker to Vegas race this weekend.

Tony wrote and distributed the attached press release about the U.S. Highway right hand lane closing Friday night at the Spaghetti Bowl interchange in Las Vegas for bridge reconstruction as Project Neon's "The Main Event."

Tony wrote and distributed the attached press release about Charleston Boulevard and Symphony Park Avenue being closed this weekend for bridge demolition as part of Project Neon's "The Main Event" in downtown Las Vegas.

Social Media

AMERICAN OVERSIGHT

Nevada Department of Transportation

Published by Mary Shortridge · 16 hrs ·

Happy Pi Day!

Daily, our Research section oversees important research advancements to improve current and future Nevada transportation, evaluates roadway products for safe and practicable use on Nevada roads and much more.

But today, the Research Library celebrated the infinite fun of Pi Day with tasty pie delicacies. Yum!



Boost Post

Nevada Department of Transportation

Like Show more reactions

Comment Share

Chronological

32 Nevada Department of Transportation, Ash Lorca, Stephanie Paris and 29 others

5 Shares

Comments



Julie Whipple Duewel I miss pie day!

1

Manage

Like Show more reactions

· Reply · Message · 15h

Nevada Department of Transportation Miss you too!

Manage

Like Show more reactions

· Reply · Commented on by Mary Shortridge · 46m



Sarah Vido I miss NDOT

Manage

AMERICAN OVERSIGHT

Like Show more reactions
· Reply · Message · 12h

Nevada Department of Transportation Miss you too!
Manage
Like Show more reactions
· Reply · Commented on by Mary Shortridge · 46m



Amanda Swaim Hope everyone had a fun and tasty Pi Day!
Manage
Like Show more reactions
· Reply · Message · 12h · Edited

Nevada DOT @nevadadot 52m52 minutes ago
Consultants - NDOT is soliciting responses from vendors for the following new procurements. tinyurl.com/y7g8nlwk
0 replies0 retweets0 likes

Nevada DOT @nevadadot 19h19 hours ago
Public meetings begin next week to gather feedback on the future Interstate 11 corridor connecting northwestern Las Vegas and I-80: nevadadot.com/home/showdocum... i11study.com @SenDeanHeller @MarkAmodeiNV2 @SenCortezMasto @RepDinaTitus @RepJackyRosen @RepKihuen



0 replies0 retweets0 likes

This communication, including any attachments, may contain confidential information and is intended only for the individual or entity to whom it is addressed. Any review, dissemination or copying of this communication by anyone other than the intended recipient is strictly prohibited. If you are not the intended recipient, please contact the sender by reply e-mail and delete all copies of the original message.

NEVADA DOT SAFE AND CONNECTED
Media Release

FOR IMMEDIATE RELEASE
March 14, 2018

Tony Illia, NDOT Public Information Officer
Tel: (702) 385-6509 | E-mail: tillia@dot.nv.gov

PRESS RELEASE

Charleston Blvd., Symphony Park Ave. Closed This Weekend in Las Vegas

LAS VEGAS, NEV. – The Nevada Department of Transportation (NDOT) will be closing Charleston Boulevard at Interstate 15 from 10 p.m., Friday, March 16 until 5 a.m., Monday, March 19, in downtown Las Vegas. Additionally, Symphony Park Avenue between Martin Luther King Boulevard and Grand Central Parkway will be closed from 10 p.m., Friday, March 16 until 5 a.m., Tuesday, March 20.

The temporary closures are required for demolition of the existing Interstate 15 southbound bridges over surface streets due to age and the need for increased capacity. The work is part of "The Main Event," the third and final phase of work for Project Neon's $1 billion 4-mile-long widening of Interstate 15 from the U.S. 95 interchange to Sahara Avenue that began in 2016. The debris rubble is being recycled and reused rather than placed in landfill. Demolished concrete will be screened, crushed and reused as fill material elsewhere on Project Neon. NDOT is committed to sustainability and improving the environment. The project is 60 percent complete and scheduled to finish by summer 2019. Kiewit Infrastructure West Co. is the design-build general contractor, with Atkins North America as lead designer.

Motorists should use caution while travelling through the work zone, heed construction signage, and take alternate detour routes, if possible. Check the Project Neon website (NDOTProjectNeon.com) or Facebook, LinkedIn, and Twitter pages (@NDOTProjectNeon) for up to date information. There is also a free smart phone app available, plus a hotline available in both English and Spanish at: 702-293-NEON (6366). NDOT works with Waze to inform the public about planned highway restrictions, but unscheduled construction changes, closures and restrictions are possible due to weather or other factors. For the latest state highway conditions, visit nvroads.com or call 511 before driving.

########

AMERICAN OVERSIGHT

NEVADA DOT SAFE AND CONNECTED

Media Release

FOR IMMEDIATE RELEASE
March 15, 2018

Tony Illia, NDOT Public Information Officer
Tel: (702) 385-6509 | E-mail: tillia@dot.nv.gov

PRESS RELEASE

U.S. Highway 95 Southbound Lane Closure at the "Spaghetti Bowl" Starts Friday Night in Las Vegas

LAS VEGAS, NEV. – The Nevada Department of Transportation (NDOT) will close the right-hand travel lane of southbound U.S. Highway 95 at the "Spaghetti Bowl" interchange starting at 8 p.m., March 16. The temporary closure is needed for Interstate 15 bridge reconstruction, which is required due to age and the need for added capacity. The lane restriction is expected to last a few months, although the exact length of time will depend upon construction progress.

The work is part of "The Main Event," the third and final phase of work for Project Neon's $1 billion 4-mile-long widening of Interstate 15 from the U.S. 95 interchange to Sahara Avenue that began in 2016. The project is 60 percent complete and scheduled to finish by summer 2019. Kiewit Infrastructure West Co. is the design-build general contractor, with Atkins North America as lead designer.

Motorists should use caution while travelling through the work zone, heed construction signage, and take alternate detour routes, if possible. Check the Project Neon website (NDOTProjectNeon.com) or Facebook, LinkedIn, and Twitter pages (@NDOTProjectNeon) for up to date information. There is also a free smart phone app available, plus a hotline available in both English and Spanish at: 702-293-NEON (6366). NDOT works with Waze to inform the public about planned highway restrictions, but unscheduled construction changes, closures and restrictions are possible due to weather or other factors. For the latest state highway conditions, visit nvroads.com or call 511 before driving.

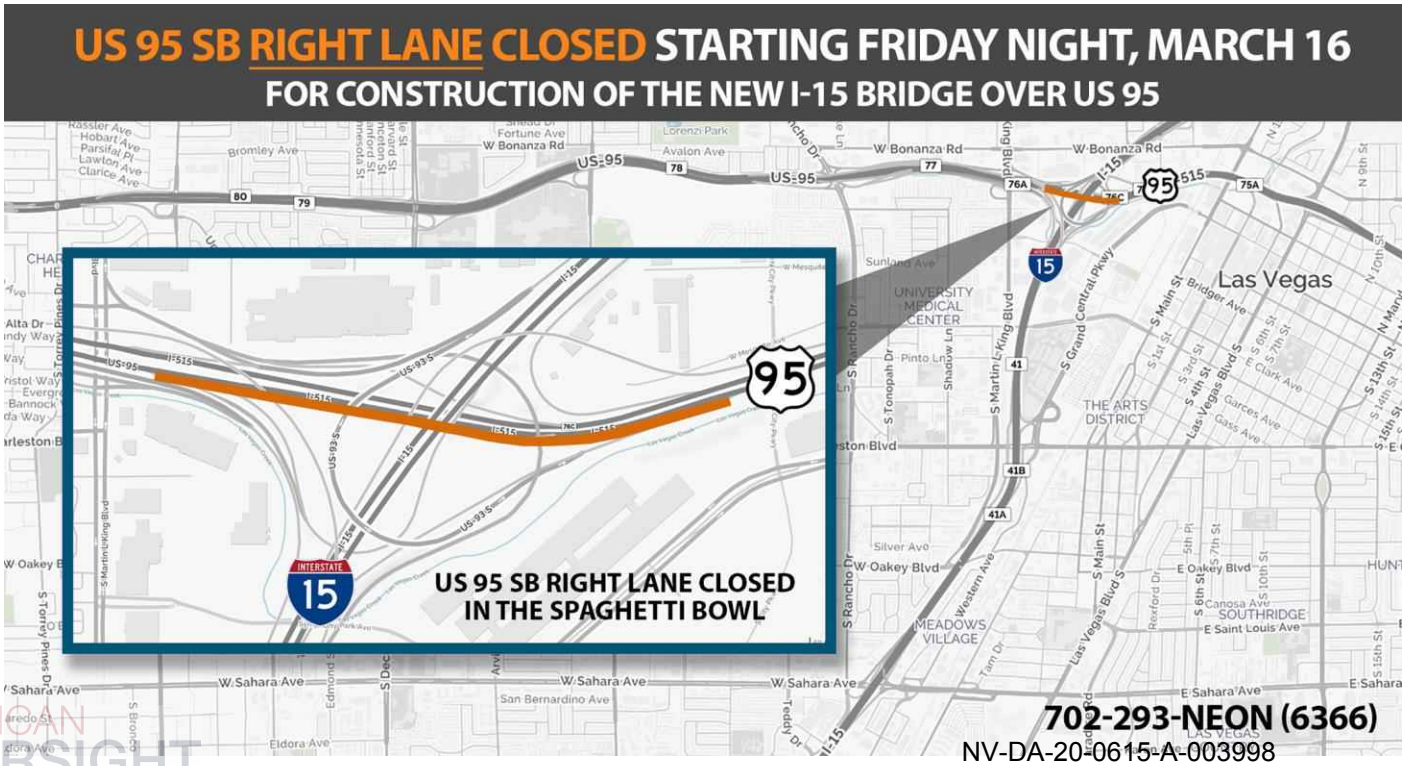

NV-DA-20-0615-A-003998

AMERICAN OVERSIGHT

Stephanie M. Klapstein

From: Illia, Tony J <TIllia@dot.nv.gov>
Sent: Friday, March 02, 2018 9:44 AM
To: Division Heads DL; Operations DL
Cc: 'Gail E. Powell'; Spencer, Joseph T; Crosby, Jason D; Martin, TroyL; 'Kennedy, Nancy'; Lee, Eden; Bonner, Lee R; Angel,John W; Vradenburg, Jerry J; Pullen, Jae E; 'Edwards, Andrea N'; Sandhu, Bhupinder S; Lawrence, Andrew J; Easton, Robert B; Miller, Douglas L; Beauregard, Diana M; Elges, Justine F; Freeman,Jeffrey A; 'smartin@pennapowers.com'; Keller, Dale R; Kiser, PD; Campbell, Lori A; Tuddao,Jaime B; Story, William M; Cartwright, Devin P; Wooster, Mark J; Mortensen, Cole C; Russell, Lynnette R; Maxey, Julie A; Young, Lori E; Hobdy, Guinevere; Johnson, Nicholas J; Bosch,Richard C; Fuess, Michael J; Miranda, Eduardo P; Stocks, Holli L; Castillo-Garcia, Claudia; Mueller, Tim; Steele, Kent D; 'Jarrett, Teresa C'; Kilty, Megan L; 'Kiewit - Jay Proskovec(Jay.Proskovec@kiewit.com)'; 'Berkley, Susan'; 'Debi.Bohnet@ch2m.com'; Gomez, Mario C; 'ChristinaDavis'; 'Mari N. St. Martin'; 'kvanry@ltgov.nv.gov'; 'rknecht@controller.state.nv.us'; 'LenSavage'; 'almberg@basineng.com'; Goza-Tyner, Jessica L; Houston, Michelle; Moll-Masumi, Sholeh L; 'dhstewart@gov.nv.gov'; Duley,Melody L; Sever, Sean A; Lani, Stephen L; Borino, Jamie; Stein, Kelly M; Yates, Michael H; Carter, Jacob; Eldredge, Kiana C; Fissel, Lauren; Soderborg, Andrew H; Balcon, Catherine; Chmura, Krista; Parsons, Angela; Blackwell,Erik L; Callegari, Amanda L; Martinez, Jason A; 'valentine@nevadaresorts.org'; Ragonese,Meg; Lopez, Stephanie C; Illia, Tony J; Ragonese, Meg; Henke, Jolie A; Packer, Adrienne E
Subject: NDOT Media Summary: March 2, 2018
Attachments: Project Neon's "The Main Event" Takes Center Stage March 5 in Las Vegas.pdf; Freight Plan One of Nation's Best By ATRI 2018 Release.docx; MLK On-Ramps to 15S & 95S Closed.jpg; D Street on-ramp to I-15S_3.7.18 to mid-July.jpg



Weather

Truckee Sun: "Update: Chains required on Interstate 80 east of Gold Run to Nevada state line"
https://www.truckeesun.com/news/interstate-80-closed-because-of-weather-conditions-zero-visibility/

KTVN News 2: "Caltrans: I-80 Back Open After Dangerous Road Conditions; U.S. 395 Closed Near Bridgeport"
http://www.ktvn.com/story/37613962/caltrans-i-80-back-open-after-earlier-dangerous-road-conditions

Nevada Appeal: "Storm closes Nevada State offices; Carson City, Douglas, Washoe, Storey, County schools today; Boys and Girls Club in Carson City also closed today; Lyon County on 2-hour delay"

AMERICAN OVERSIGHT

https://www.nevadaappeal.com/news/live-coverage-winter-storm-expected-to-drop-2-to-5-inches-overnight-impact-delivery-of-friday-nevada-appeal/

Pahrump Valley Times: "Round 2 brings snow, fog to Pahrump region"
https://pvtimes.com/news/round-2-brings-snow-fog-to-pahrump-region/

Project Neon
Las Vegas Sun: "Work this weekend plunges downtown traffic into Project Neon's final phase"
https://lasvegassun.com/news/2018/mar/02/work-weekend-downtown-traffic-project-neon-final/

Engineering News-Record (ENR): "Stage Is Set as Las Vegas Highway Makeover Nears Completion"
https://www.enr.com/articles/44055-stage-is-set-as-las-vegas-highway-makeover-nears-completion

Cole Mortensen
Northern Nevada Business Weekly: "Cole Mortenson promoted by the Nevada Department of Transportation"
https://www.nnbw.com/news/news-briefs/cole-mortenson-promoted-by-the-nevada-department-of-transportation/
http://lasvegas.cbslocal.com/2018/01/18/expect-delays-along-sr-159-beginning-january-23/

Electric Vehicles
Northern Nevada Business Weekly: "Nevada accelerates efforts to widen electric transportation adoption"
https://www.nnbw.com/news/nevada-accelerates-efforts-to-widen-electric-transportation-adoption/#

I-15 North Widening
KXNT 840 AM / CBS Radio Las Vegas: "More 'Cone Zones' Along I-15 In Northern Clark County"
http://lasvegas.cbslocal.com/2018/03/01/more-cone-zones-along-i-15-in-northern-clark-county/

Miscellaneous
Las Vegas Review-Journal: "Documents OK'd for financing Raiders Stadium in Las Vegas"
https://www.reviewjournal.com/business/stadium/documents-okd-for-financing-raiders-stadium-in-las-vegas/

KXNT 840 AM / CBS Radio Las Vegas: "Local Law Enforcement Joining Forces To Target Speeders"
http://lasvegas.cbslocal.com/2018/03/01/local-law-enforcement-joining-forces-to-target-speeders/

MEDIA
Tony wrote and distributed the attached press release with graphics about a series of freeway closures next week as part of Project Neon's "The Main Event."

Tony spoke with KSNV Channel 3 News assignment editor Larry Ish about crashes along Durango Drive. Tony informed him that is a county road.

Tony spoke with *Las Vegas Review-Journal* reporter Art Marroquin, KLAS Channel 8 News assignment editor Justin Hopkins, and KVVU Fox 5 News reporter Ken Smith about Project Neon's "The Main Event."

Meg distributed the attached press release regarding the Nevada freight plan recently being ranked as one of the nation's best.

AMERICAN OVERSIGHT

Meg spoke with News 2 traffic reporter about Mt. Rose Highway snow closure updates.

SOCIAL MEDIA
Twitter
MtRoseSkiTahoe @MtRoseSkiTahoe
The Mt. Rose Hwy is OPEN from Reno and lifts are scheduled to run at 10:00am! Huge shout out to @nevadadot! Thanks for all your hard work! Who's ready to ride 3ft. of new powder! #8260wherethesnowis #skirose #onlyatrose

RTC Southern Nevada @RTCSNV
RAMP CLOSURE for @NDOTProjectNeon: Beginning March 3, the Martin L. King on-ramp to I-15 southbound will be closed through December. #SeeingOrangeNV http://ow.ly/Dl0l30iGhOp

Facebook
DEENA CARSON: Traffic cams are not loading actual video today and this is a really bad day for them to be down. Anyway this can be fixed. I work in Reno and live in Carson and I really hate to be surprised by the weather in between without being able to check the camera's during the day.

JOHN KEELEY: 6:05 am.. snow n weather expected tahoe area.. and not one camera is giving is giving a feed.. why

SHANE WILSON: I can't view any traffic cameras. They all say that there is no video available.

CHRISTINE: The biggest storm of the year and none of the cameras are working online. We depend on those to see if our commute is safe through Washoe Valley. What's going on with the cameras today, I keep getting message that they are experiencing technical difficulties?

JAN MARCY: Will your cameras be back up soon along 395. I80
This communication, including any attachments, may contain confidential information and is intended only for the individual or entity to whom it is addressed. Any review, dissemination or copying of this communication by anyone other than the intended recipient is strictly prohibited. If you are not the intended recipient, please contact the sender by reply e-mail and delete all copies of the original message.

FOR IMMEDIATE RELEASE
March 1, 2018

Tony Illia, NDOT Public Information Officer
Tel: (702) 385-6509 | E-mail: tillia@dot.nv.gov

PRESS RELEASE

Project Neon's "The Main Event" Takes Center Stage March 5 in Las Vegas

LAS VEGAS, NEV. – "The Main Event" takes center stage Monday in downtown Las Vegas. The Nevada Department of Transportation's (NDOT) third and final major phase of work for Project Neon – a nearly $1 billion 4-mile-long widening of Interstate 15 from the U.S. 95 interchange to Sahara Avenue – is nicknamed "The Main Event" since it's the last and most impactful portion of construction. Upcoming closures and openings include the following:

Monday, March 5

- Interstate 15 southbound off-ramp to Sahara Avenue and Highland Drive will be closed from 9 p.m., March 5 until 6 a.m., March 6.
- U.S. Highway 95 northbound to Interstate 15 southbound ramp will be closed from 9 p.m., March 5 until 5 a.m., March 6.
- Interstate 15 north and southbound will be reduced to one-lane in each direction between D Street and Sahara Avenue from 9 p.m. until 5 a.m. nightly, starting the evening of March 5 through the morning of March 9.

Tuesday, March 6

- Interstate 15 north and southbound will be reduced to three lanes in each direction between Sahara Avenue and Alta Drive, and northbound reduced to two lanes near the Spaghetti Bowl from 6 a.m., March 6, until 5 a.m., November 20.
- Interstate 15 northbound to the U.S. Highway 95 south and northbound ramps will be closed from 9 p.m., March 6 until 5 a.m., March 7.
- The Interstate 15 northbound off-ramp to D Street will be closed from 9 p.m., March 6 until 6 a.m., March 7.

Openings

  - The new Martin Luther King Boulevard / Pinto Lane on-ramp to Interstate 15 southbound will open at 6 a.m., March 6.
  - Interstate 15 southbound off-ramp to Charleston Boulevard will reopen at 6 a.m., March 6.
  - Interstate 15 northbound off-ramp to Charleston Boulevard eastbound will reopen at 6 a.m., March 6.

Wednesday, March 7

- U.S. Highway 95 northbound to Interstate 15 southbound ramp will be closed from 9 p.m., March 7 until 5 a.m., March 8.
- D Street on-ramp to Interstate 15 southbound will be closed from 9 p.m., March 7 until mid-July.

AMERICAN OVERSIGHT

Thursday, March 8

- Interstate 15 southbound will be reduced to two lanes between Alta Drive and D Street from 6 a.m., March 8, until November 20.

Friday, March 9

- Martin Luther King Boulevard on-ramp to U.S. Highway 95 southbound will be closed from 6 a.m., March 9 until early 2019.

Motorists should use caution while travelling through the work zone, heed construction signage, and take alternate detour routes, if possible. Check the Project Neon website (NDOTProjectNeon.com) or Facebook, LinkedIn, and Twitter pages (@NDOTProjectNeon) for up to date information. There is also a free smart phone app available, plus a hotline available in both English and Spanish at: 702-293-NEON (6366). NDOT works to inform the public about planned highway restrictions, but unscheduled construction changes, closures and restrictions are possible due to weather or other factors. For the latest state highway conditions, visit nvroads.com or call 511 before driving.

VIDEOS

U.S. Highway 95 to Interstate 15 Detour
https://youtu.be/bAcaMCpV5l0

Interstate 15 Southbound Lane Reductions
https://youtu.be/MxeJz8rhwzk

Interstate 15 Northbound Lane Reductions
https://youtu.be/fj_-GDCayis

AMERICAN OVERSIGHT

LONG-TERM RAMP CLOSURE

D ST ON-RAMP TO I-15 SB CLOSED

WEDNESDAY, MARCH 7 AT 9PM THROUGH MID-JULY



AMERICAN OVERSIGHT

NV-DA-20-0615-A-004004

Media Release

FOR IMMEDIATE RELEASE
March 2, 2016

Nevada Department of Transportation
Meg Ragonese, Public Information Officer
E-mail: mragonese@dot.state.nv.us
Phone: (775) 888-7172 / (775) 443-5926

NEVADA FREIGHT PLAN NAMED ONE OF NATION'S BEST

State to Take Advantage of Federal Freight Improvement Funds

CARSON CITY, Nev. – Recently-released research by the American Transportation Research Institute (ATRI) has named Nevada's Freight Plan as one of the nation's top plans to be used as a model for freight planning across the nation.

ATRI's "Identifying State Freight Plan Best Practices" report compiles and ranks best state freight planning practices to heighten freight planning across the U.S. Nevada's freight plan was ranked as the nation's sixth best and highlighted specifically for including forward-looking transportation technologies such as automated truck platooning and Hyperloop high-speed transportation systems and prioritizing freight corridors and needs to guide future freight improvements.

In 2016, the Nevada Freight Plan was the first state freight plan to be published in the U.S. The plan includes strategies, projects, policies and programs, from development of future Interstate 11 and further integration of freight carried by trucks, trains, planes and pipelines to highway improvements and enhanced truck parking. The ultimate goal is to enhance the state's economic advantage with a safe and superior freight network offering greater access to the national and global freight network. Through the freight plan, up to $60 million in federal transportation funding has been appropriated for Nevada freight projects through 2020. NDOT has already put freight improvements in place, such as online truck parking maps and more. Other federally-funded improvements, such as additional truck parking on Interstate 80 between Fernley and the California state line and passing lanes on freight-heavy highway sections statewide, are prioritized to be constructed in coming years.

"Not only has the freight plan been recognized as one of the nation's best, it is also paving the way to use federal freight funding for targeted improvements to Nevada's freight network," NDOT Freight Project Manager Bill Thompson explained. "Ultimately, our transportation and freight systems are the lifeblood of our economy and how goods and services reach each of us in Nevada. Working collaboratively across the state, we're now poised to enhance freight, commerce and mobility, provide safety and support Nevada's economy and job growth."

Nevada freight plan information is available at nevadafreightplan.com or by calling (775) 888-7354.

###

AMERICAN OVERSIGHT

LONG-TERM RAMP CLOSURES

MLK BLVD ON-RAMPS CLOSED

MLK BLVD TO I-15 SB CLOSED
SAT 3/3 AT 10PM THROUGH EARLY 2019

MLK BLVD TO US 95 SB CLOSED
FRI 3/9 AT 6AM THROUGH EARLY 2019



AMERICAN OVERSIGHT

NV-DA-20-0615-A-004006

Stephanie M. Klapstein

From: Packer, Adrienne E <APacker@dot.nv.gov>
Sent: Friday, March 30, 2018 9:06 AM
To: Illia, Tony J; Division Heads DL; Operations DL
Cc: Bichelman, Jamie; 'Gail E. Powell'; Spencer, Joseph T; Crosby, Jason D; Martin, Troy L; 'Kennedy, Nancy'; Lee, Eden; Bonner, Lee R; Angel,John W; Vradenburg, Jerry J; Pullen, Jae E; 'Edwards, Andrea N'; Sandhu, Bhupinder S; Lawrence, Andrew J; Easton, Robert B; Miller, Douglas L; Beauregard, Diana M; Elges, Justine F; Freeman,Jeffrey A; 'smartin@pennapowers.com'; Keller, Dale R; Kiser, PD; Campbell, Lori A; Tuddao,Jaime B; Story, William M; Cartwright, Devin P; Wooster, Mark J; Mortensen, Cole C; Russell, Lynnette R; Maxey, Julie A; Young, Lori E; Hobdy, Guinevere; Johnson, Nicholas J; Bosch,Richard C; Fuess, Michael J; Miranda, Eduardo P; Stocks, Holli L; Castillo-Garcia, Claudia; Mueller, Tim; Steele, Kent D; 'Jarrett, Teresa C'; Kilty, Megan L; 'Kiewit - Jay Proskovec(Jay.Proskovec@kiewit.com)'; 'Berkley, Susan'; 'Debi.Bohnet@ch2m.com'; Gomez, Mario C; 'ChristinaDavis'; 'Mari N. St. Martin'; 'kvanry@ltgov.nv.gov'; 'rknecht@controller.state.nv.us'; 'LenSavage'; 'almberg@basineng.com'; Goza-Tyner, Jessica L; Houston, Michelle; Moll-Masumi, Sholeh L; 'dhstewart@gov.nv.gov'; Duley,Melody L; Sever, Sean A; Lani, Stephen L; Borino, Jamie; Stein, Kelly M; Yates, Michael H; Carter, Jacob; Eldredge, Kiana C; Fissel, Lauren; Soderborg, Andrew H; Balcon, Catherine; Chmura, Krista; Parsons, Angela; Blackwell,Erik L; Callegari, Amanda L; Martinez, Jason A; 'valentine@nevadaresorts.org'; Ragonese,Meg; Lopez, Stephanie C; Ragonese, Meg; Henke, Jolie A; Packer, Adrienne E
Subject: NDOT Media Summary: March 30, 2018
Attachments: Muller Lane SR 757 BridgeReplacement Project Begins 2018 Press Release.docx; Elko Carlin Tunnels Cleaning 2018 Press Release.docx



Pedestrian Safety Campaign

http://www.kolotv.com/content/news/64-drivers-cited-in-crosswalk-operation--478369873.html

I-11 Alignment Public Meetings

https://www.nevadaappeal.com/news/lahontan-valley/government-officials-favor-i-11-freeway-that-skirts-fallon/

http://foxreno.com/news/local/ndot-to-host-public-meetings-on-proposed-i-11-in-reno-and-carson-city

U.S. 395 Lane Closure

AMERICAN OVERSIGHT

http://www.ktvn.com/story/37839410/portion-of-highway-395-in-minden-to-close-overnight-for-traffic-signal-work

99.1 FM Talk
https://mms.tveyes.com/Transcript.asp?StationID=7865&DateTime=3%2F29%2F2018+6%3A32%3A12+PM&Term=road+crews&PlayClip=TRUE

http://foxreno.com/news/local/single-lane-closure-on-us-395-in-minden-due-to-traffic-sign-work

http://www.kkoh.com/2018/03/30/lane-closures-begin-next-week-on-u-s-395-through-the-carson-valley/

Project Neon Closures

KLAS Channel 8
https://mms.tveyes.com/Transcript.asp?StationID=2190&DateTime=3%2F30%2F2018+6%3A27%3A36+AM&Term=%22N%2DDOT%22&PlayClip=TRUE

Fox 5 Las Vegas
https://mms.tveyes.com/Transcript.asp?StationID=2200&DateTime=3%2F29%2F2018+11%3A06%3A04+PM&Term=Nevada+Department+of+Transportation&PlayClip=TRUE

Tortoise Fencing Error Along Highway 95

https://www.reviewjournal.com/news/investigations/how-ndot-mistakes-forced-taxpayers-to-pay-twice-for-tortoise-fence/

Various

Union Pacific Invests $56 Million in Nevada Infrastructure
http://www.4-traders.com/UNION-PACIFIC-14754/news/Union-Pacific-Nevada-Transportation-Infrastructure-Receives-56-2-million-Boost-from-Union-Pacific-26255712/

NHP to Crack Down on Speeders at Stateline
https://lasvegassun.com/news/2018/mar/30/speeding-crackdown-on-i-15-at-state-line-this-week/

Hotel Opening at TRIC
https://www.nevadaappeal.com/news/local/hotel-opening-at-tahoe-reno-industrial-center/

Managing Infrastructure in the Digital Age
https://www.enotrans.org/article/managing-transportation-infrastructure-digital-age/

State Spending Opinion Piece (By Board Member Knecht)
http://elkodaily.com/opinion/columnists/commentary-where-does-the-state-of-nevada-spend-its-money/article_6efaa6ad-162e-5cb9-92c3-4de0fd6bf32f.html

Media

Sandy Spencer and Meg developed and distributed the attached press release regarding upcoming cleaning of the I-80 Carlin Tunnels.

Meg conducted an interview with Denise Wong of Channel 8 regarding pedestrian safety in coordination with a Carson City Sheriff Office pedestrian sting in front of NDOT headquarters.

Meg distributed the attached press release regarding upcoming bridge replacements on U.S. 395 and Muller Lane in the Carson Valley.

AMERICAN OVERSIGHT

Meg provided Carson Valley stakeholders and media an update that construction on the SR 88 and Centerville Lane roundabout is tentatively scheduled to begin in late April.

Tony spoke with *Las Vegas Review-Journal* transportation reporter Art Marroquin, KLAS Channel 8 News reporter Patrick Walker, and Nye County Commissioner Butch Borasky about campaign sign rules within state right-of-way.

Tony spoke with KVVU Fox 5 News traffic anchor Ken Smith about the planned completion of phase one of Interstate 11 in Boulder City. Tony informed him that phase one work is tentatively scheduled to finish in late April. (Low temperatures have prevented the final open grade paving).

Tony spoke with KVVU Fox 5 News about a traffic signal power outage along Las Vegas Boulevard at Flamingo Road. Tony directed them to FAST Director Brian Hoeft.

Tony spoke with Las Vegas Review-Journal investigative reporter Arthur Kane about tortoise fencing cost overruns for Contract #3577, which was a pavement resurfacing of U.S. Highway 95 between Indian Springs and Mercury that finished in October 2015. Las Vegas Paving was the general contractor. The project called for mill-and-asphalt overlay across a 17-mile-long stretch of median divided four-lane freeway that began in northwest Clark County and concluded in the southeast edge of Nye County. Construction entailed flattening out the roadside shoulders for safer turnout areas, plus making drainage improvements and installing 36 miles of protective tortoise fencing.

Tony spoke with *Pahrump Valley Times* Managing Editor David Jacobs about a new $705,000 traffic signal being activated at State Route 159 and Blue Diamond Road in Clark County. It was the last remaining portion of a $17.2 million, 5-mile widening of Blue Diamond Road in southwest Clark County that finished in May 2017.

Tony spoke with the Neon Museum Las Vegas Assistant Manager of Education and Engagement Derek Weis about upcoming Project Neon related traffic restrictions.

Social Media

Nevada DOT @nevadadot 7m7 minutes ago

64 drivers cited in crosswalk operation

0 replies1 retweet0 likes

1

Tune in to our Facebook channel beginning at 2:30 p.m. when we live broadcast the future Interstate 11 public meeting: nevadadot.com/home/showdocum... i11study.com @oneNVplan

AMERICAN OVERSIGHT

[redacted]

[redacted]

0 replies1 retweet1 like

1

@CarsonCitySheriff pedestrian/crosswalk enforcement operation today. Always watch for each other. @DriveSafeNV zerofatalitiesnv.com @NevadaAppeal @CarsonNow #CarsonLive



[redacted]

0 replies5 retweets7 likes

5

AMERICAN OVERSIGHT

#TrafficAlert Who's ready for some good traffic news? Here it is via @nevadadot & @NDOTProjectNeon The third lane of southbound U.S. 95 is now OPEN at I-15 in Las #Vegas! #NeonMainEvent



AMERICAN OVERSIGHT



2 replies13 retweets26 likes

2



This communication, including any attachments, may contain confidential information and is intended only for the individual or entity to whom it is addressed. Any review, dissemination or copying of this communication by anyone other than the intended recipient is strictly prohibited. If you are not the intended recipient, please contact the sender by reply e-mail and delete all copies of the original message.

Media Release

FOR IMMEDIATE RELEASE
March 29, 2018

Nevada Department of Transportation
Meg Ragonese, Public Information Officer
E-mail: mragonese@dot.state.nv.us
Phone: (775) 888-7172 / (775) 443-5926

NDOT TO REPLACE U.S. 395 AND MULLER LANE BRIDGES IN CARSON VALLEY

CARSON CITY, Nev. – Lane and road closures will be in place through fall on U.S. 395 and Muller Lane in the Carson Valley as the Nevada Department of Transportation replaces two aging bridge and drainage structures.

During the week of March 26, drivers will see construction equipment and traffic cones being set up on the roadsides. Beginning the first week of April through fall, lane shifts and overnight single lane closures will take place on U.S. 395 directly north of Ironwood Drive as NDOT replaces the U.S. 395 culvert over Martin Slough. The existing double box culvert structure will be replaced by three 12-by-five-foot reinforced concrete box culverts.

Nearby, NDOT will replace the Muller Lane bridge over the west fork of the Carson River. Muller Lane will be closed to through traffic, with nearby detour available on Genoa Lane. Muller Lane residential traffic will be allowed to access the road to reach their residence. With no access allowed across the bridge during construction, residents will have to access Muller Lane via Foothill Road if their residence is located west of the bridge closure. Muller Lane is anticipated to be reopen to all traffic by early September.

The approximately $3.3 million project by contractor Q & D Construction will improve U.S. 395 and Muller Lane for the as many as 30,000 drivers traveling the roads daily. The bridge replacements are part of NDOT's program of renovating and replacing older bridges to help ensure the safety of the motoring public. NDOT's dedicated bridge inspection and rehabilitation program has helped Nevada bridges to be named the nation's best for five consecutive years.

State road updates are available at nevadadot.com or by calling (775) 888-7000.

-

# # #

About NDOT

Z lwk#wkh#jrdo#ri#nhhslqj#Qhydgd#vdih#dqg#frqqhfwhg/#wkh#Qhydgd#Ghsduwp hqw#ri#Wudqvsruwdwlrq#solqv/#frqvwuxfw/#rshudwhv#dqg#p dlqwdlqv#wkh#dssur{lp dwho|#8/733#p ldnv#ri#kljkz d|#dqg#p ruh#wkdq#4/333#eulgjhv#z klfk#p dnh#xs#wkh#vwdwh#kljkz d|#v|vwhp 1#Wkh#ghsduwp hqw#dovr#vxssruw#d#vwdwhz lgh/#p xowl0p rgdo#wudqvsruwdwlrq#v|vwhp #wkurxjk#shghvwuldq/#elf|fdn/#wudqvlw#udlo#dyldwlrq#dqg#rwkhu#p xowl0p rgdo#wudqvsruwdwlrq/#dv#z hoo#dv#wudyhdnu#vhuylfhv#vxfk#dv#844#Qhydgd#Wudyho#Iqir1#Vwdwh#wudqvsruwdwlrq#lqirup dwlrq#lv#dydlodeoh#dw#qhydgdgrwlfrp #ru#::8,#;;;0:3331#

AMERICAN OVERSIGHT

Media Release

FOR IMMEDIATE RELEASE
March 29, 2018

Nevada Department of Transportation
Meg Ragonese, Public Information Officer
E-mail: mragonese@dot.state.nv.us
Phone: (775) 888-7172 / (775) 443-5926

Interstate 80 Lane Closures Scheduled for Cleaning of Carlin Tunnels

Elko, Nev. – Lanes on Interstate 80 in the Carlin area will be reduced Monday, April 16 through Thursday, April 19 for annual cleaning of the Carlin Tunnels, the Nevada Department of Transportation has announced.

Cleaning of the westbound tunnel is scheduled for Monday, April 16 and Tuesday, April 17 between 6 a.m. and 4:30 p.m. The westbound tunnel will be closed and westbound traffic detoured through Carlin Canyon. The eastbound tunnel will remain open but restricted to one lane. On Wednesday, April 18 and Thursday, April 19 from 6 a.m. to 4:30 p.m., cleaning of the eastbound tunnel will result in westbound traffic being detoured again through Carlin Canyon and eastbound traffic being routed to the westbound tunnel.

For traveler safety, flaggers, signs and barrier rail will help detour traffic around the work zone. Motorists are asked to obey traffic controls and drive at posted speed limits, or slower as necessary for conditions.

Nevada road construction information is available at nevadadot.com or by dialing (775) 888-7000.

SAFE WORK ZONE DRIVING TIPS

- Always buckle up.
- Watch for and follow all warning, closure and construction detour signs.
- Pay attention and minimize distractions.
- Always slow to posted work zone speed limits.
- Keep consistent with traffic flow.
- Keep a safe distance from cars ahead, traffic barriers, construction equipment and workers.
- Remain calm. *Remember that work zones are not there to inconvenience you- they are necessary to improve the roadway.*
- Plan ahead and give yourself time to reach your destination. *Simply dial '511' or log onto www.nevadadot.com before driving for a listing of Nevada highway construction.*

###

About NDOT

Z lwk#wkh#jrdo#ri#nhhslqj#Q hydgd#wdih#dqg#Frqqhfwhg/#wkh#Q hydgd#Ghsduwp hqw#ri#Wudqvsruwdwlrq#sodqv#Frqvwuxfwv/#rshudwhv#dqg# p dlqwdlqv#wkh#dssur{lp dwho|#8/733#p lnv#ri#kljkzd|#dqg#p ruh#wkdq#4/333#eulgjhv#zlwk#p dqh#ks#wkh#wdwh#kljkzd|#v/vwhp 1#Wkh# ghsduwp hqw#lovr#xssruw#i#wdwhz lgh/#p xoowlp rgdd#wudqvsruwdwlrq#v/vwhp #wkurxjk#shghvwuldq/#e1f/fdh/#wudqvlw#dqg#ly1dwlrq#dqg# rwkhu#p xoowlp rgdd#wudqvsruwdwlrq/#iv#z hoo#v#wudyhdnu#huy1fhv#xfk#iv#844#Q hydgd#Wudyho#qir1#Wdwh#wudqvsruwdwlrq#qirup dwlrq#v# dydlodeoh#lq#hydgdgrwFrp #ru#:8,#;;C:333#

AMERICAN OVERSIGHT

Stephanie M. Klapstein

From: Packer, Adrienne <APacker@dot.nv.gov>
Sent: Monday, November 19, 2018 9:01 AM
To: Illia, Tony; Division Heads DL; Operations DL
Cc: 'Gail E. Powell'; Spencer, Joseph; Crosby, Jason; Lee, Eden; Bonner, Robert; Angel, John; Pullen, Jae; Sandhu, Bhupinder; Lawrence, Andrew; Easton,Robert B; Miller, Douglas; Beauregard, Diana M; Elges, Justine; Freeman,Jeffrey A; Keller, Dale; Campbell, Lori; Tuddao, Jaime; Story, William; Cartwright,Devin; Wooster, Mark; Mortensen, Cole; Russell, Lynnette; Maxey, Julie; Young, Lori; Hobdy, Guinevere; Johnson,Nicholas; Bosch, Richard; Fuess, Michael; Miranda, Eduardo; Stocks, Holli; Castillo-Garcia, Claudia; Mueller, Timothy; Kilty, Megan; 'Kiewit - JayProskovec (Jay.Proskovec@kiewit.com)'; 'Berkley,Susan'; 'Debi.Bohnet@ch2m.com'; Gomez, Mario; 'Christina Davis'; 'mkinner@gov.nv.gov'; 'kvanry@ltgov.nv.gov'; 'rknecht@controller.state.nv.us'; 'LenSavage'; 'almberg@basineng.com'; Goza-Tyner, Jessica; Brooks, Sholeh; 'dhstewart@gov.nv.gov'; Sever, Sean; Lani, Stephen; Borino, Loren; Stein, Kelly; Yates, Michael; Fissel, Lauren; Balcon, Catherine; Chmura,Krista; Parsons, Angela; Blackwell, Erik; Callegari, Amanda; 'valentine@nevadaresorts.org'; Lopez, Stephanie; Henke, Jolie; Cutler, Marc; Bradley, Matthew; alosoya@ltgov.nv.gov; Ragonese, Meg; Bichelman,Jamie; Date, Nicole
Subject: NDOT Media Summary: November 19, 2018
Attachments: Chain Requirements Change on Tahoe Passes Release Winter2018.docx; SR 28 Shared Use Path Short-Term Road Closure Release Dec.2018.docx; Nipton Road Flood Repairs Finish, Reopens Today in ClarkCounty.pdf; Neon_Notifications_Nov_16_2018.pdf



I-580 Closes, Reopens After Power Lines Repaired

https://ux.rgj.com/story/news/2018/11/18/580-reopened-after-nv-energy-replaces-lines-damaged-helicopter/2048321002/

http://www.carsonnow.org/story/11/18/2018/early-finish-interstate-580-between-carson-city-and-washoe-valley-reopens-sunday-morn

http://www.carsonnow.org/story/11/17/2018/whats-happening-around-carson-city-sunday-nov-18

https://www.tahoedailytribune.com/news/local/freeway-from-carson-city-to-reno-to-close-nov-17-18/

AMERICAN OVERSIGHT

KOH-AM
https://mms.tveyes.com/Transcript.asp?StationID=7015&DateTime=11%2F18%2F2018+10%3A05%3A09+AM&Term=Nevada+Department+of+Transportation&PlayClip=TRUE

https://foxreno.com/news/local/freeway-from-carson-city-to-reno-to-close-for-repairs

https://www.kolotv.com/content/news/Traveling-between-Reno-and-Carson-City-this-weekend-Get-ready-for-adetour-500651031.html

http://www.southtahoenow.com/story/11/16/2018/major-link-between-carson-city-and-reno-close-weekend

Ignition Interlock Required For DUI Arrests

https://www.tahoedailytribune.com/news/regional/ignition-interlock-now-required-for-all-nevada-dui-arrests/

Section of US 95 Set to Close

https://www.reviewjournal.com/traffic/stretch-of-us-95-in-las-vegas-closing-overnight-tuesday-1530415/

KNPR
https://mms.tveyes.com/Transcript.asp?StationID=6780&DateTime=11%2F19%2F2018+7%3A34%3A27+AM&Term=Nevada+Department+of+Transportation&PlayClip=TRUE

I-15 South Closes for Weekend

https://www.onenewspage.us/video/20181116/11060476/Project-Neon-Weekend-road-closures-on-15.htm

https://www.ktnv.com/news/road-ramp-closures-on-i-15-as-project-neon-work-continues

http://www.1clickdaily.com/project-neon-weekend-road-closures-on-i-15-1542404346.4562

https://www.lasvegasnow.com/news/local-news/i-15-southbound-from-us-95-to-charleston-shutdown-until-monday-nov-19/1603232982

Nipton Road Reopens After Flood Damage

https://www.nevadadot.com/Home/Components/News/News/4078/395

I-15 Reopens After Diesel, Dog Food Spill

https://www.reviewjournal.com/local/local-nevada/i-15-northeast-of-las-vegas-reopens-after-major-diesel-spill-1528638/

https://news3lv.com/news/local/crash-closes-northbound-i-15-near-bunkerville

Broadband Opportunities and Challenges

https://www.openpr.com/news/1379629/The-Public-Safety-LTE-Mobile-Broadband-Market-Opportunities-Challenges-Strategies-Forecasts-2017-2030.html

300,000 Visitors Expected in Las Vegas for Thanksgiving

https://www.reviewjournal.com/business/tourism/las-vegas-valley-expecting-300k-visitors-for-busy-thanksgiving-holiday-1529207/

NDOT Releases Fatality Numbers

AMERICAN OVERSIGHT

https://www.1011now.com/content/news/October-traffic-fatality-toll-500687512.html

Various

Loop Road Alignment Approved
https://www.recordcourier.com/news/local/trpa-oks-loop-road-alignment/#

Media

Carson City based News photographer Cat Allison contacted Meg regarding locations for photographing the NV Energy utility work as part of the past weekend's I-580 closure.

News 2 reporter Brandon Fuhs contacted Meg for information on why the hours between 7am and 1pm were selected for the utility-related I-580 closure.

Meg distributed a media alert when I-580 reopened on Sunday, following early completion of NV Energy utility work, to thank the community for their understanding.

The Reno Gazette Journal contacted Meg to confirm that the NV Energy power line repairs were necessary due to being hit by Washoe County Sheriff's Raven helicopter.

Meg distributed the attached press release regarding new chain requirements for certain Tahoe-area highways.

Reno Gazette Journal editor Yvonne Beasley contacted Meg to confirm additional information about the change in chain requirements.
Meg distributed a reminder to the media regarding this weekend's I-580 utility repair-related closure.

Meg distributed the attached press release regarding upcoming overnight full road closures of SR 28 for shared use path bridge decks.
Meg conducted an interview with KOLO Channel 8 reporter Ed Pearce regarding this weekend's I-580 closure.

Nevada Appeal reporter Geoff Dornan contacted Meg for fatality numbers related to alcohol-impaired driving. Meg provided 2016 and 2017 numbers per the state's FARS report.

Meg provided Gardnerville Record-Courier editor Kurt Hildebrand with a preview of upcoming (after Thanksgiving) through-traffic closures on Centerville Lane as NDOT begins a project to widen the roadway and add sidewalks/bike lanes.

Tony wrote and distributed the attached press release about Nipton Road reopening Friday following flood damage repairs in Clark County.

Tony distributed the attached press release about Project Neon construction activity and related impacts for the week of November 16.

Tony spoke with *Las Vegas Review-Journal* reporter Mick Akers, KTNV Channel 13 reporter Nina Porciuncula and KLAS Channel 8 News assignment editor Jonathan Cisowksi about an overnight closure of U.S. Highway 95 southbound between Decatur Boulevard and Interstate 15 in Las Vegas for ramp restriping and overhead signage ahead of Wednesday morning's debut of the new U.S. Highway 95 southbound to Interstate 15 southbound ramp.

Tony spoke with *Las Vegas Review-Journal* reporter Rio Lacanlale about a semi-truck turnover slowing traffic along Interstate 15 northbound Friday morning near Mile Marker 111 outside of Glendale. The truck was carrying 14 pallets of expired dog food for a pig farm when a strap broke and the truck flipped, blocking two lanes of traffic. The incident was cleared around 1:15 p.m.

AMERICAN OVERSIGHT

Tony sent-out a notice that construction blasting along State Route 160 near Mountain Springs in Clark County is postponed through the Thanksgiving holiday. It will resume the following week of November 26-30, although an exact date won't be scheduled until the contractor has cleared away previous blast material.

Social Media

Nevada Department of Transportation
Published by Mary Shortridge · 18 hrs ·
Turkey? Check. Stuffing? Check.
If you're grocery shopping for this coming #Thanksgiving, don't forget to stock up on water for your designated driver guests!
There were approximately 50 alcohol-related deaths on Nevada roads last year, and we don't want you or your guests to drive impaired. @drivesafenv



4 Shares

16Kari Rhodes, Tracy Parker Tolliver and 14 others

Nevada Department of Transportation

LikeShow more reactions
CommentShare
Oldest

AMERICAN OVERSIGHT

Comments



Carol Callaghan There's a world of wonderful non-alcoholic beverages out there and our tap water is excellent. So make your point without pushing one of the most pointless and polluting products for in-home use please!

Manage

LikeShow more reactions

· Reply · Message · 16h



Mike Cervezas Carol Callaghan just because of your post I went out and bought 5 cases of bottled water for my guests.

Manage

LikeShow more reactions

· Reply · Message · 15h

Nevada Department of Transportation We like your point about reducing single use products, Carol. Reducing and recycling is important to us, too. In fact, we recycle large amounts of our roadway surfaces and reuse and recycle them into new road surfaces. Thanks for sharing this important reminder to reduce and reuse!

2

Manage

LikeShow more reactions

· Reply · Commented on by Mary Shortridge · 15h

Write a reply...

Nevada Department of Transportation

Published by Mary Shortridge · 23 hrs ·

Power up!

I-580 between Carson City and Washoe Valley is now open.

The interstate was scheduled to be closed through 1 p.m., but NV Energy crews have completed work early to replace 120-kilovolt power lines which cross over the interstate and supply power to approximately 11,000 customers at Lake Tahoe.

That means that the interstate is now open, but please anticipate additional traffic and changed traffic patterns as fellow community members also access the interstate.

...See More

AMERICAN OVERSIGHT



Boost Post

6 Comments
33 Shares

35Anthony Clauss, Kelly Walsh and 33 others

Nevada Department of Transportation

LikeShow more reactions
Comment
Share
Oldest

Comments



Kary Leal 👏👏👏👏👏👏👏
Manage
LikeShow more reactions
· Reply · Message · 23h

Nevada Department of Transportation Thanks for your understanding of this project!
Manage
LikeShow more reactions
· Reply · Commented on by Mary Shortridge · 23h



Mike Gray Looks like DOT is getting a lot of other work done on the highway too.
2

Manage
LikeShow more reactions
· Reply · Message · 23h

Nevada Department of Transportation For sure- we got things done while the interstate was closed so we didn't need to create additional lane closures in the future for road maintenance work.
Manage
LikeShow more reactions

AMERICAN OVERSIGHT

· Reply · Commented on by Mary Shortridge · 20h



Acacia Ennis

Manage

Like Show more reactions

· Reply · Message · 21h



Ryan Hoy Cool thank you. Was not looking forward to going USA Parkway down to Carson this morning since they said East Lake wasn't open to travelers.

Manage

Like Show more reactions

· Reply · Message · 21h



Ken Freeman My crew was out there yesterday. We got to clean out drainage inlets and pipes on Lakeview Hill. There is no way we could have done that many in one day without the freeway closed.

Manage



Like Show more reactions

· Reply · Message · 20h

1 Reply



Lori McDonald Duncan Thank you!

Manage

Like Show more reactions

· Reply · Message · 16h

Nevada Department of Transportation Thank you!

AMERICAN OVERSIGHT

Nevada Department of Transportation
Published by Mary Shortridge · November 17 at 5:40 AM ·
UPDATE: I-580 now open!
Traveling between Reno and Carson City today or tomorrow?
I-580/U.S. 395 will be closed between northern Carson City and Washoe Valley today and tomorrow between 7 a.m. and 1 p.m. daily for replacement of NV Energy power lines crossing the interstate.
Travel now – well before the closure start time.
No thru traffic will be allowed between Hobart Road and Alternate U.S. 395 in the Lakeview area. https://bit.ly/2PkI1GU



Remove
Get More Likes, Comments and Shares
This post is performing better than 85% of other posts on your Page. Boost it to get more great results.

2,019	**146**
People Reached	Engagements

Boost Post

4 Comments
17 Shares

8Anthony Clauss, Nancy Jolly and 6 others

Nevada Department of Transportation

LikeShow more reactions
Comment**Share**

Oldest

Comments



AMERICAN OVERSIGHT

Bill Bill Virginia City should put in a toll booth this weekend
Manage
Like
· Reply · Message · 2d

Nevada Department of Transportation The alternate routes will definitely be busier this weekend, including in Storey County!
Manage
Like
· Reply · Commented on by Mary Shortridge · 2d



Harvie Keith So you advertise 7 but close the road before 6:45. I guess the public doesn't matter nor does the time and money spent announcing and advertising. Pathetic and typical.
Manage
Like
· Reply · Message · 2d

4 Replies



Cully Ray "No thru traffic will be allowed between Hobart Road and Alternate U.S. 395 in the Lakeview area." This was what I told people and they said I was wrong... Thank you for backing me up ;-)
Manage
Like
· Reply · Message · 1d



Wendy Moody Gustin It's closed from 7am-1pm tomorrow (Nov 18), but opens back up after 1pm tomorrow? So if we leave Henderson around 10am we should be fine driving through after 1pm?
Manage
Like
· Reply · Message · 1d



Ken Freeman It's already back open
1

Manage
Like
· Reply · Message · 20h



Wendy Moody Gustin Ken Freeman , I saw that as we were hitting the road.
Manage
Like
· Reply · Message · 19h

AMERICAN OVERSIGHT

Nevada Department of Transportation
Published by Tony Illia · November 16 at 3:49 PM ·
Project Neon Weekend Closures #DTLV #VegasTraffic

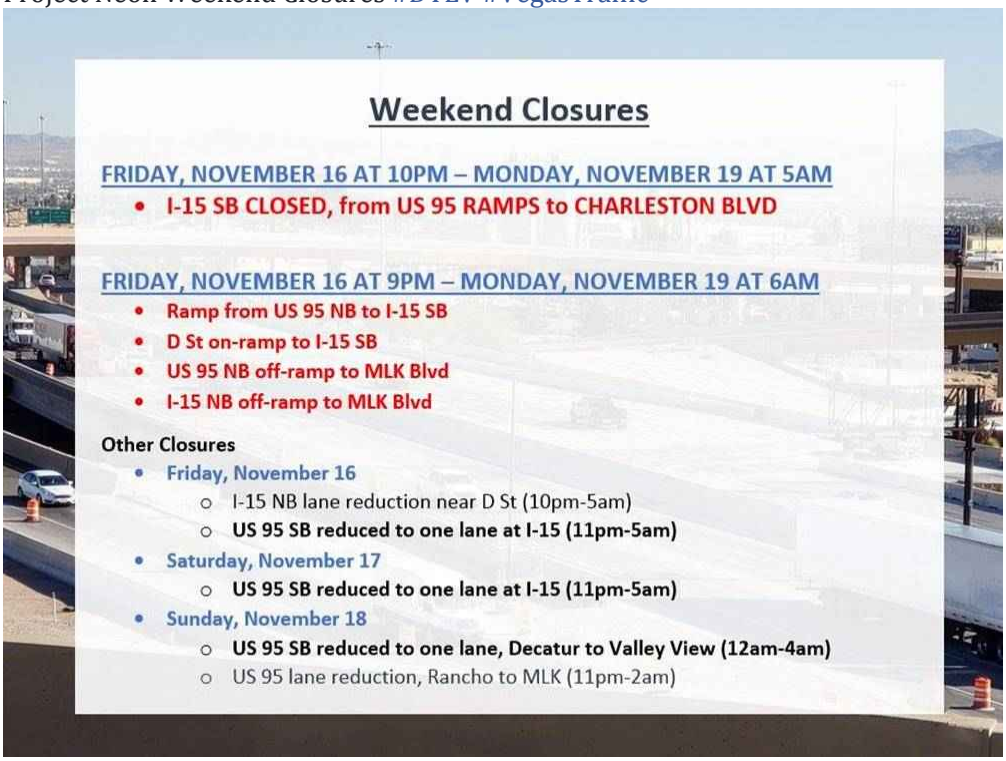

Nevada Department of Transportation
Published by Tony Illia · November 16 at 2:47 PM ·
Project Neon Activity Update: November 16, 2018 https://bit.ly/2KgfBZf

AMERICAN OVERSIGHT



Nevada Department of Transportation
Published by Mary Shortridge · November 16 at 2:19 PM ·
Here's one more reason to move over.
NV law requires that you slow down and move to the far lane when passing official emergency response vehicle(s) pulled over on the roadside with lights on.
And that includes NDOT staff working on the roadside.
It's National Traffic Incident Response Awareness Week. #MoveOver so #WeAllGoHome



Boost Post

AMERICAN OVERSIGHT

1 Comment
62 Shares

79Winter Jasmine, Donielle Talayka and 77 others

Nevada Department of Transportation

LikeShow more reactions
CommentShare

Oldest

Comments



Alisha Brown Hey, I know that guy!! 😊😊😉😉
Manage
LikeShow more reactions
· Reply · Message · 2d

SUN 10:09 AM

Please post the blasting schedule for the week of Nov 19 on highway 160 so we can plan!!

Nevada Department of Transportation

Thanks for the message! We'll be getting back to you shortly, but if you have an urgent road concern, dial 511 or log onto nvroads.com for road conditions (but not when you're driving, please!). Dial *NHP for roadside emergencies.
Good morning we will not be blasting next week. Please check nevadadot.com for the next planned blast. Safe travels.

Thank you very much!!

FRI 10:16 AM



hi, stuck in I15 traffic south of mesquite. any updates on when road reopened.?

Nevada Department of Transportation

Hi Brody. Traffic is being diverted to the shoulder and moving slowly. The cleanup from a major diesel spill is expected to take another 3 hours.

FRI 1:41 PM

Nevada Department of Transportation

Hi Brody. You've probably made it through by now but wanted to let you know I-15 is now open.
Sent by Adrienne Packer



Yes thank you very much

FRI 9:53 AM



AMERICAN OVERSIGHT

Do you know if traffic has started moving near bunkerville on north bound 1\I15?

Nevada Department of Transportation

Hi Kim. The travel lanes are closed due to a major diesel spill, however motorists are being diverted to the shoulder. You can get through but it's very very slow. We anticipate the interstate to be closed for another three hours.

Sent by Adrienne Packer



Thank you for getting back to me. I have an employee that is stuck in it trying to get to work to hurricane ut. She has been stuck since about 7:30 Nevada time

Nevada Department of Transportation

We are doing our best to get the interstate cleaned up quickly. We apologize for the inconvenience.

Sent by Adrienne Packer



Good luck with all and thank you for all that you do!

FRI 1:41 PM

Nevada Department of Transportation

Hi, I just wanted to follow up with you. I-15 just reopened.

Sent by Adrienne Packer

FRI 3:11 PM



Thank you so much!

This communication, including any attachments, may contain confidential information and is intended only for the individual or entity to whom it is addressed. Any review, dissemination or copying of this communication by anyone other than the intended recipient is strictly prohibited. If you are not the intended recipient, please contact the sender by reply e-mail and delete all copies of the original message.

NEVADA DOT SAFE AND CONNECTED

Media Release

FOR IMMEDIATE RELEASE
November 16, 2018

Tony Illia, NDOT Public Information Officer
Tel: (702) 385-6509 | E-mail: tillia@dot.nv.gov

PRESS RELEASE

Nipton Road Flood Repairs Finish, Reopens Today in Clark County

CLARK COUNTY, NEV. – The Nevada Department of Transportation (NDOT) will reopen Nipton Road (State Route 164) to public traffic without restrictions today around 4 p.m., November 16, in southern Clark County. The department undertook a $3.45 million emergency repair to the storm damaged road, which closed on August 15 following flash flooding. A storm washed away portions of the east-west rural highway between Mile Markers 2 and 6.

The two-lane 18.6-mile-long roadway connects U.S. Highway 95 in southern Clark County, near Searchlight, to Nipton, California. The improvements, which began September 4, consisted of placing new roadbed, asphalt paving and installing new precast concrete box culvert for enhanced storm water drainage. Las Vegas Paving was the contractor. (Average traffic along the roadway is less than 1,000 vehicles a day).

For the latest state highway conditions, visit nvroads.com or call 511 before driving.





AMERICAN OVERSIGHT

Project Neon Activity Update: November 16, 2018

Location	Date	Time of Day	Details
I-15 SB, US 95 to Charleston	**11/16 at 10pm - 11/19 at 5am**	**24/7**	**WEEKEND FREEWAY CLOSURE: I-15 southbound closed between US 95 and Charleston Blvd**
US 95 NB to I-15 SB Ramp	**11/16 at 8pm - 11/19 at 6am**	**24/7**	**WEEKEND RAMP CLOSURE: Ramp from US 95 northbound to I-15 southbound closed**
D Street on-ramp to I-15 SB			**WEEKEND RAMP CLOSURE: D Street on-ramp to I-15 southbound closed**
US 95 NB off-ramp to MLK Blvd			**WEEKEND RAMP CLOSURE: US 95 northbound off-ramp to MLK Blvd**
US 95 SB, Decatur to I-15	**11/20**	**Night**	**FREEWAY CLOSURE: US 95 southbound closed from Decatur Blvd to I-15**
I-15 NB off-ramp to MLK Blvd	**Ongoing - 11/19**	**24/7**	**RAMP CLOSURE: Ramp from I-15 northbound to MLK Blvd closed for 14 days**
Western Ave	**Ongoing - Jan '19**	**24/7**	**LONG-TERM ROAD CLOSURE: Western Ave closed between Charleston Blvd and old Wall Street for 75 days**
US 95 SB at Decatur	**11/18, 11/19**	**Night**	**US 95 southbound reduced to one lane between Decatur Blvd and Rancho Dr**
MLK SB to Charleston WB	**Ongoing - 11/27**	**24/7**	**ROAD CLOSURE: Frontage road from southbound MLK Blvd to westbound Charleston Blvd closed**
US 95 SB at I-15	**Ongoing - 12/10**	**24/7**	**Right lane closed on US 95 southbound near I-15**
US 95 SB off-ramp to MLK Blvd	11/18 - 11/30	Night	Lane restrictions on US 95 southbound off-ramp to MLK Blvd
Utah Ave	11/18 - 1/16	Night	Lane restrictions on Utah Ave between Industrial and Fairfield
Industrial Rd	11/19 - 1/16	24/7	ROAD CLOSURE: Industrial Rd closed between Wyoming Ave and Utah Ave
I-15 SB to US 95 Ramp	11/19	Night	Lane restrictions on the ramp from I-15 southbound to US 95
Wyoming Ave	Ongoing - 11/30	Night	Lane restrictions on Wyoming Ave at Industrial Rd
Charleston Blvd	12/3 - 12/14	Night	Lane restrictions on Charleston Blvd between Grand Central Pkwy and UPRR Bridge
	Ongoing - 12/31	Night	Lane restrictions on Charleston Blvd, MLK Blvd to Grand Central Pkwy
	Ongoing	24/7	Dedicated median turn lane on Charleston Blvd, between MLK Blvd and Shadow Ln, permanently removed
Oakey Blvd	Ongoing - 12/7	Night	Oakey Blvd reduced to one lane in each direction between Western Ave and MLK Blvd intermittently at night
Symphony Park Ave	Ongoing - 12/14	Day/Night	Lane restrictions on eastbound and westbound Symphony Park Ave at I-15

AMERICAN OVERSIGHT

Alta/Bonneville	Ongoing - 12/21	Night	Lane restrictions on Alta Dr/Bonneville Ave between Grand Central Pkwy and MLK Blvd
US 95 SB to I-15 SB Ramp	Ongoing - 12/31	Night	Lane restrictions on ramp from US 95 southbound to I-15 southbound between Pinto on-ramp and Oakey Blvd
MLK Blvd	Ongoing - 1/15	Night	Lane restrictions on southbound MLK Blvd at US 95

ONGOING MAJOR TRAFFIC IMPACTS			
I-15 NB/SB, Sahara to D St	Ongoing	Night	Lane restrictions on I-15 northbound/southbound intermittently at night
US 95 SB to I-15 SB Ramp	Ongoing - 11/20	24/7	RAMP DETOUR/LANE REDUCTION: Ramp from US 95 southbound to I-15 southbound reduced to one lane and detoured to temporary ramp
US 95 NB off-ramp to MLK Blvd	Ongoing - late Dec	Night	RAMP CLOSURE: Ramp from US 95 northbound to MLK Blvd closed intermittently at night
I-15 NB off-ramp to MLK Blvd			RAMP CLOSURE: Ramp from I-15 northbound to MLK Blvd closed intermittently at night
US 95 SB to I-15 NB Ramp	Ongoing - early 2019	24/7	RAMP CLOSURE: Ramp from US 95 southbound to I-15 northbound closed
MLK Blvd on-ramp to I-15 NB	Ongoing - early 2019	24/7	RAMP CLOSURE: MLK Blvd on-ramp to I-15 northbound closed
MLK Blvd on-ramps to I-15 SB / US 95 SB	Ongoing - early 2019	24/7	RAMP CLOSURES: MLK Blvd on-ramps to I-15 southbound & US 95 southbound closed
I-15 NB/SB, Flamingo to Russell	Ongoing - Jan 2019	24/7	Inside lane/shoulder closed on I-15 northbound/southbound, Flamingo Rd to Russell Rd

Upcoming Work

Location	Date	Time of Day	Details
I-15 NB at Sahara	**11/27**	**Night**	**FREEWAY CLOSURE: I-15 northbound closed from Sahara Ave to Charleston Blvd**
I-15 SB, US 95 to Charleston	**12/14 at 10pm - 12/17 at 5am**	**24/7**	**WEEKEND FREEWAY CLOSURE: I-15 southbound closed between US 95 and Charleston Blvd**
US 95 NB to I-15 SB Ramp	**12/14 - 12/17**	**24/7**	**WEEKEND RAMP CLOSURE: Ramp from US 95 northbound to I-15 southbound closed**
D Street on-ramp to I-15 SB		**24/7**	**WEEKEND RAMP CLOSURE: D Street on-ramp to I-15 southbound closed**
Sahara Ave on-ramp to I-15 SB	**11/28 - 11/30**	**Night**	**RAMP CLOSURE: Sahara Ave on ramp to I-15 southbound closed**

AMERICAN OVERSIGHT

Project Neon Activity Update: November 16, 2018

Wyoming Ave at Industrial	**11/28**	**Night**	**ROAD CLOSURE: Wyoming Ave closed in both directions at Industrial Rd**
	11/29 - Feb '19	**24/7**	**Wyoming Ave reduced to one lane in each direction at Industrial Rd**
US 95 SB access to Sahara	**12/2 - 12/7**	**Night**	**RAMP CLOSURE: Access from US 95 southbound to Sahara Ave closed**

Night work hours are generally 7pm – 6am

Dates and times subject to change due to weather and field conditions.

AMERICAN OVERSIGHT

Media Release

FOR IMMEDIATE RELEASE
Nov. 15, 2018

Nevada Department of Transportation
Meg Ragonese, Public Information Officer
E-mail: mragonese@dot.state.nv.us
Phone: (775) 888-7172 / (775) 443-5926

NDOT ANNOUNCES OVERNIGHT ROAD CLOSURES OF STATE ROUTE 28 FOR PATHWAY BRIDGE INSTALLATION

CARSON CITY, Nev. – The second in a series of overnight full road closures on State Route 28 south of Incline Village will take place Dec. 4 to Dec. 6 as the Nevada Department of Transportation installs bridges on the State Route 28 shared used path.

Both directions of SR 28 will be closed between Lakeshore Boulevard in southern Incline Village near Tunnel Creek Café and Sand Harbor State Park from 8 p.m. to 6:30 a.m. nightly Dec. 4 to Dec. 6. The road closures are scheduled for overnight hours to reduce impact on heavy daytime traffic. The closures are weather dependent and subject to change. One potential alternate route for north to south traffic is Mt. Rose Highway connecting Incline Village to southern Reno and taking Interstate 580 to U.S. 50 to Lake Tahoe.

The roadway closure will allow for installation of a bridge deck totaling nearly 250 feet in length, one of five pre-fabricated bridge decks being installed on the three-plus mile shared use path under construction between southern Incline Village and Sand Harbor State Park.

Construction-related daytime single lane closures will also periodically take place Monday, Dec. 3 through Friday, Dec. 7, weather permitting.

Additional lane and overnight road closures will occur in spring of 2019. The community will be advised beforehand as additional roadway closures are needed for installation of remaining bridge decks.

The pathway has been excavated and paved, bridge foundations constructed, and 2,800 linear feet of storm drain pipes, a pathway tunnel and 5,000 linear feet of reinforcing wall installed. The bridge deck installations are the final major element of construction. The path is anticipated to open next summer after final drainage, landscaping, paving and other finishing work is complete.

When complete, the new pathway by contractor Granite Construction will enhance safety and mobility for everyone on the roadway. More than 2.5 million vehicles a year travel on State Route 28, mixing with as many as 2,000 pedestrians and bicyclists who park and recreate near the roadside on peak days, creating safety and accessibility concerns on the mountain highway. Three new parking areas near the Ponderosa Ranch and Tunnel Creek Café will also provide safer parking options.

Project information is available at www.nevadadot.com/SR28 or by calling (775) 888-7000.

# # #

AMERICAN OVERSIGHT

Media Release

FOR IMMEDIATE RELEASE
Nov. 14, 2018

Nevada Department of Transportation
Meg Ragonese, Public Information Officer
E-mail: mragonese@dot.state.nv.us
Phone: (775) 888-7172 / (775) 443-5926

NDOT ENACTS TIRE/CHAIN REQUIREMENT CHANGE FOR ENHANCED SAFETY ON CERTAIN TAHOE STATE ROADS

CARSON CITY, Nev. – The Nevada Department of Transportation is enacting a change on certain Tahoe-area highways which will now require any vehicle traveling without tire chains during winter chain restrictions to be four-wheel or all-wheel drive with snow tires.

All vehicle types with chain or snow tires were previously allowed during chain requirements. Under the new requirement, only four-wheel or all-wheel vehicles with snow tires and all vehicles with approved tire chains will be allowed when chain requirements are in place on the following state roads:

State Route 431 (Mt. Rose Highway)
State Route 207 (Kingsbury Grade)
U.S. 50- *between Glenbrook and Carson City*

Tire and chain requirements will not change on other highway corridors.

The change is aimed at enhancing traffic mobility and safety on roughly 50 miles of mountainous state highway in the Tahoe area. The restrictions help ensure all vehicles on the road are equipped with enhanced traction support for certain elements of winter driving.

Twenty roadside chain restriction signs have been updated to reflect the new change. The revised chain requirements will also be reflected on the nvroads.com road conditions website.

In just three recent winters, more than 300 crashes have occurred on the mountain highways. Statewide, as many as 2,000 crashes occur every year due to unsafe driving in snow, ice and other wet conditions, such as driving too fast for conditions or following too closely.

Because no type of traction control or device can offer absolute traction and safety during winter driving, motorists are reminded to only travel when necessary in winter weather. If necessary to travel, drivers should reduce their speed for conditions and leave space between their vehicle and others. Wearing a seat belt and focusing on the road are other important driving tips for any type of weather.

Updated state road conditions, including winter road closures and incidents, are available by dialing “511” or logging on to nvroads.com before driving. Drivers can also view live traffic cameras and sign up for free traffic alerts for their state road commute.

WINTER DRIVING TIPS

- Only travel in winter weather when necessary, leave enough time to safely reach your destination and plan your route to help avoid snowy/icy areas and steep hills.
- Before driving, check weather and road conditions by dialing 511 within Nevada (or 1-877-NV-ROADS outside of Nevada) or logging on to www.nvroads.com.
- Buckle up.
- Turn off cruise control.
- Avoid quick starts, stops and fast turns. Accelerate, brake and steer smoothly and gradually.
- Reduce speed. Speed limits are based on normal road and weather conditions, not winter road conditions.
- Do not slam on brakes. Apply steady pressure on ABS-equipped vehicles and pump the brakes if necessary on non-ABS vehicles.
- Always comply with all posted chain requirements.
- If your vehicle has snow tires, install and use them between October 1 and April 30.
- Leave additional space between your vehicle and other vehicles. Do not pass without good sight distance/clearance.

AMERICAN OVERSIGHT

Stephanie M. Klapstein

From: Packer, Adrienne <APacker@dot.nv.gov>
Sent: Wednesday, November 07, 2018 8:59 AM
To: Illia, Anthony; Division Heads DL; Operations DL
Cc: 'Gail E. Powell'; Spencer, Joseph; Crosby, Jason; Lee, Eden; Bonner, Robert; Angel, John; Pullen, Jae; Sandhu, Bhupinder; Lawrence, Andrew; Easton,Robert B; Miller, Douglas; Beauregard, Diana M; Elges, Justine; Freeman,Jeffrey A; Keller, Dale; Campbell, Lori; Tuddao, Jaime; Story, William; Cartwright,Devin; Wooster, Mark; Mortensen, Cole; Russell, Lynnette; Maxey, Julie; Young, Lori; Hobdy, Guinevere; Johnson,Nicholas; Bosch, Richard; Fuess, Michael; Miranda, Eduardo; Stocks, Holli; Castillo-Garcia, Claudia; Mueller, Timothy; Kilty, Megan; 'Kiewit - JayProskovec (Jay.Proskovec@kiewit.com)'; 'Berkley,Susan'; 'Debi.Bohnet@ch2m.com'; Gomez, Mario; 'Christina Davis'; 'mkinner@gov.nv.gov'; 'kvanry@ltgov.nv.gov'; 'rknecht@controller.state.nv.us'; 'LenSavage'; 'almberg@basineng.com'; Goza-Tyner, Jessica; Brooks, Sholeh; 'dhstewart@gov.nv.gov'; Sever, Sean; Lani, Stephen; Borino, Loren; Stein, Kelly; Yates, Michael; Fissel, Lauren; Balcon, Catherine; Chmura,Krista; Parsons, Angela; Blackwell, Erik; Callegari, Amanda; 'valentine@nevadaresorts.org'; Lopez, Stephanie; Henke, Jolie; Cutler, Marc; Bradley, Matthew; alosoya@ltgov.nv.gov; Ragonese, Meg; Bichelman,Jamie; Packer, Adrienne
Subject: NDOT Media Summary: November 7, 2018
Attachments: SR 361 Culvert Replacement Project Begins 2018 Press Release.docx



*** Apologies for the light media report. Apparently the media was focused on other things yesterday. ***

Project Neon Closures, Restrictions

KXNT
https://mms.tveyes.com/Transcript.asp?StationID=6775&DateTime=11%2F6%2F2018+4%3A33%3A15+PM&Term=Nevada+Department+of+Transportation&PlayClip=TRUE

KLAS Channel 8
https://mms.tveyes.com/Transcript.asp?StationID=2190&DateTime=11%2F6%2F2018+3%3A07%3A01+PM&Term=%22N%2DDOT%22&PlayClip=TRUE

Reno City Council Candidate Brings Up Reno Spaghetti Bowl

AMERICAN OVERSIGHT

https://thisisreno.com/2018/11/meet-your-candidates-mckenzie-versus-weber-for-city-council/

Media

Meg distributed the attached press release regarding closure of a segment of SR 361 between Luning and Gabbs for culvert replacement.

Social Media

Nevada Department of Transportation
Published by Mary Shortridge ·
43 mins ·
One more day to give your feedback on preliminary planning for potential corridor options for the future I-11 connecting Las Vegas and northwestern Nevada!
We hosted public meetings to gather public input to identify corridor alternatives within the general U.S. 95 vicinity. And, we've used that feedback and technical analysis to develop a more refined range of recommended corridors.
Click here for the report - https://bit.ly/2ydfx7u - and then e-mail kverre@dot.nv.gov by tomorrow with your feedback.
I11study.com



Boost Post

Nevada Department of Transportation

Like
Comment

AMERICAN OVERSIGHT

Nevada Department of Transportation
Published by Mary Shortridge ·
14 hrs ·
Travel I-80 between the Tahoe Reno Industrial Center and Reno/Sparks?
Through our Inter-County and Regional Transit Plan, we're planning for additional transportation options to help get you to and from.
Take this quick survey by November 30 and help us find new transit options for your commute: surveymonkey.com/r/TahoeRenoCommuterSurvey



Nevada Department of Transportation
Published by Tony Illia ·
17 hrs ·
Project Neon Overnight Closures #DTLV #VegasTraffic #ProjectNeonLV

AMERICAN OVERSIGHT
NV-DA-20-0615-A-004036



This communication, including any attachments, may contain confidential information and is intended only for the individual or entity to whom it is addressed. Any review, dissemination or copying of this communication by anyone other than the intended recipient is strictly prohibited. If you are not the intended recipient, please contact the sender by reply e-mail and delete all copies of the original message.

Media Release

FOR IMMEDIATE RELEASE
Nov. 6, 2018

Nevada Department of Transportation
Meg Ragonese, Public Information Officer
E-mail: mragonese@dot.state.nv.us
Phone: (775) 888-7172 / (775) 443-5926

STATE ROUTE 361 TO CLOSE BETWEEN GABBS AND LUNING FOR CULVERT REPLACEMENT

CARSON CITY, Nev. – State Route 361 will be closed near mile marker 14 at Petrified Wash between Gabbs and Luning beginning Nov. 12 as the Nevada Department of Transportation replaces an aging roadway culvert.

Beginning the morning of Monday, Nov. 12 through Nov. 28, a one-mile segment of SR 361 will be closed between Gabbs and Luning as NDOT replaces culverts at the Petrified Wash. Potential state highway detour routes include traveling Alternate U.S. 95 between U.S. 95 and U.S. 50. Gabbs will still be accessible from the north via U.S. 50 to SR 361.

By closing the road to through traffic, NDOT will be able to shorten major traffic impacts to approximately two weeks as opposed to more than two months of lane closures if the road was left open to traffic. The road closure also enhances safety for both drivers and workers by eliminating traffic through the narrow excavation site, and allows major construction to complete before potential heavy winter weather.

The existing aging culvert structures will be replaced by three 10-foot reinforced concrete box culverts. Roadside shoulders and barrier rail will also be enhanced for improved traffic safety.

The approximately $3 million project by contractor Road and Highway Builders is part of NDOT's program of renovating and replacing older culverts and bridges to help ensure the safety of the motoring public. NDOT's dedicated bridge inspection and rehabilitation program has helped Nevada bridges to be named the nation's best for five consecutive years.

State road updates are available at nevadadot.com or by calling (775) 888-7000.

# # #

About NDOT

Z lwk#wkh#jrdo#ri#nhhslqj#Q hydgd#vdih#dqg#frqqhfwhg/#wkh#Q hydgd#Ghsduwp hqw#ri#Wudqvsruwdwlrq#sodqv/#frqvwuxfw/#rshudwhv#dqg#p dlqwdlqv#wkh#dssur{lp dwho|#8/733#p lohv#ri#kljkz d|#dqg#p ruh#wkdq#4/333#eulgjhv#z klfk#p dnh#xs#wkh#vwdwh#kljkz d|#v|vwhp 1#Wkh#ghsduwp hqw#dovr#vxssruw#d#vwdwhz lgh/#p xowl0p rgdo#wudqvsruwdwlrq#v|vwhp #wkurxjk#shghvwuldq/#elf|fdn/#wudqvlw#udlo#dyldwlrq#dqg#rwkhu#p xowl0p rgdo#wudqvsruwdwlrq/#dv#z hoo#dv#wudyhonu#vhuylfhv#vxfk#dv#844#Q hydgd#Wudyho#Iqir1#Vwdwh#wudqvsruwdwlrq#Iqirup dwlrq#lv#dydlodeon#dw#qhydgdgrwlfrp #ru#::8,#;;;0:3331#

AMERICAN OVERSIGHT

Stephanie M. Klapstein

From: Packer, Adrienne <APacker@dot.nv.gov>
Sent: Wednesday, October 17, 2018 9:06 AM
To: Illia, Anthony; Division Heads DL; Operations DL
Cc: 'Gail E. Powell'; Spencer, Joseph; Crosby, Jason; Lee, Eden; Bonner, Robert; Angel, John; Pullen, Jae; Sandhu, Bhupinder; Lawrence, Andrew; Easton,Robert B; Miller, Douglas; Beauregard, Diana M; Elges, Justine; Freeman,Jeffrey A; Keller, Dale; Campbell, Lori; Tuddao, Jaime; Story, William; Cartwright,Devin; Wooster, Mark; Mortensen, Cole; Russell, Lynnette; Maxey, Julie; Young, Lori; Hobdy, Guinevere; Johnson,Nicholas; Bosch, Richard; Fuess, Michael; Miranda, Eduardo; Stocks, Holli; Castillo-Garcia, Claudia; Mueller, Timothy; Kilty, Megan; 'Kiewit - JayProskovec (Jay.Proskovec@kiewit.com)'; 'Berkley, Susan'; 'Debi.Bohnet@ch2m.com'; Gomez, Mario; 'Christina Davis'; 'mkinner@gov.nv.gov'; 'kvanry@ltgov.nv.gov'; 'rknecht@controller.state.nv.us'; 'LenSavage'; 'almberg@basineng.com'; Goza-Tyner, Jessica; Moll-Masumi, Sholeh; 'dhstewart@gov.nv.gov'; Sever, Sean; Lani, Stephen; Borino, Loren; Stein, Kelly; Yates, Michael; Fissel, Lauren; Balcon, Catherine; Chmura,Krista; Parsons, Angela; Blackwell, Erik; Callegari, Amanda; 'valentine@nevadaresorts.org'; Lopez, Stephanie; Henke, Jolie; Cutler, Marc; Bradley, Matthew; alosoya@ltgov.nv.gov; Ragonese, Meg; Bichelman,Jamie; Packer, Adrienne
Subject: NDOT Media Summary: October 17, 2018
Attachments: Lake Mead Blvd. I-15 On-RampClosure Starts October 15 in North Las Vegas.pdf; Charleston full closure_181018.jpg; S.R. 160 Blasting Mash-Up.mp4; Charleston Blvd Closed at I-15 Thursday Night in Las Vegas.pdf; Neon_Notifications_Oct_12_2018.pdf



Charleston Closing for Project Neon Work

https://www.nevadadot.com/Home/Components/News/News/4002/395

KVVU Fox 5
https://mms.tveyes.com/Transcript.asp?StationID=2200&DateTime=10%2F16%2F2018+5%3A07%3A58+PM&Term=Nevada+Department+of+Transportation&PlayClip=TRUE

One Nevada Transportation Plan

https://www.kolotv.com/content/misc/The-Road-Ahead-with-RTC-NDOT-One-Nevada-Plan-497603901.html

AMERICAN OVERSIGHT

Taxpayers on the Hook for Tortoise Fence

http://sparkstrib.com/2018/10/17/this-big-piggy-goes-oink-oink-oink/

Transportation an Integral Issue in Washoe County Race

https://ux.rgj.com/story/news/politics/2018/10/16/guide-how-candidates-compare-washoe-county-commission-district/1616592002/

Sahara Avenue Exit from I-15 South Closed for 10 Days

KLAS Channel 8
https://mms.tveyes.com/Transcript.asp?StationID=2190&DateTime=10%2F16%2F2018+11%3A07%3A54+PM&Term=NDOT&PlayClip=TRUE

Emergency Personnel Demonstrate How DUI Fatals are Investigated

KLAS Channel 8
https://mms.tveyes.com/Transcript.asp?StationID=2190&DateTime=10%2F16%2F2018+11%3A07%3A54+PM&Term=NDOT&PlayClip=TRUE

Video

S.R. 160 Blasting Mash-up
(See attached clips)

Various

Tahoe Reno Industrial Center Gets its Own Zip Code
https://www.nevadaappeal.com/news/local/tahoe-reno-industrial-center-getting-its-own-zip-code/

Media

Channel 8 content editor Samantha Tillbury contacted Meg with a question about why the traffic camera feeds don't allow the station to view them in full screen mode.

Tony wrote and distributed the attached press release about Kern River's permitted 10-day Lake Mead Boulevard onramp to I-15 closure in North Las Vegas beginning October 15.

Tony distributed the attached Project Neon construction activity update with related traffic impacts for the week of October 12 in Las Vegas.

Tony wrote and distributed the attached press release and info-map about Charleston Boulevard being closed at I-15 Thursday night for Project Neon related bridge construction in downtown Las Vegas.

Tony did an interview with KLAS Channel 8 News reporter Karen Castro about the I-15 southbound to Sahara Avenue exit closing for 10 days for ramp reconstruction as part of Project Neon's "The Main Event."

Tony spoke with KSNV Channel 3 News traffic reporter Tom Hawley about Project Neon construction progress, specifically the construction sequencing and anticipated completion of the U.S. Highway 95 to I-15 HOV flyover.

Tony did an interview with KSNV Channel 3 reporter Denise Rosch about Project Neon related road impacts, including an overnight closure of Martin Luther King Boulevard at U.S. Highway 95 for bridge construction. He also discussed the I-15 southbound to Sahara Avenue exit closing for 10 days for ramp reconstruction.

AMERICAN OVERSIGHT

Tony spoke with *Boulder City Review* reporter Celia Shortt Goodyear about planned additional signage along I-11.

Tony spoke with *Laughlin Nevada Times* editor Jennifer Denevan about details of the One Nevada plan, including its purpose and role in providing planning, development, operational, and maintenance guidance, as well as the public feedback process and project types.

Tony spoke with *Construction Equipment Guide* magazine reporter Lori Tobias about details related to Project Neon for a forthcoming feature story.

Tony spoke with KVVU Fox 5 News traffic anchor Ken Smith, *Pahrump Valley Times* managing editor David Jacobs, and KSNV Channel 3 News traffic reporter Tom Hawley about the blasting schedule and related temporary closures for State Route 160, near Mt. Potosi, in south Clark County as part of a $59 million, 6-mile-long highway widening project that began this summer.

Social Media

Nevada Department of Transportation
Published by Tony Illia ·
17 hrs ·
Project Neon Overnight Closures #NeonMainEvent #DTLV#VegasTraffic



Nevada Department of Transportation
Published by Adrienne Packer ·
17 hrs ·
Rep. Dina Titus kicked off this week's Nevada Safety Summit, a gathering of traffic experts to who team up to find solutions to traffic fatalities. Today's events included the reconstruction of a fatal crash.

AMERICAN OVERSIGHT





Nevada Department of Transportation
Published by Tony Illia ·
19 hrs ·
Charleston Boulevard Closed at I-15 Thursday Night in Las Vegas #DTLV#NeonMainEvent #VegasTraffic



NEVADADOT.COM

Charleston Boulevard Closed at I-15 Thursday Night in Las Vegas

D1 State Route 160 – Blasting east of Mt. Potosi is scheduled to resume Friday, Oct. 19. The road will close at 12:45 p.m. and the closure could last up to two hours. Please check back here for new notifications.

This communication, including any attachments, may contain confidential information and is intended only for the individual or entity to whom it is addressed. Any review, dissemination or copying of this communication by anyone other than the intended recipient is strictly prohibited. If you are not the intended recipient, please contact the sender by reply e-mail and delete all copies of the original message.

Project Neon Activity Update: October 12, 2018

Location	Date	Time of Day	Details
Charleston Blvd on-ramp to I-15 SB	**OPEN!**	**24/7**	**RAMP OPEN! Charleston Blvd on-ramp to I-15 southbound now open!**
I-15 SB off-ramp to Sahara Ave/Highland Dr	**10/15 at 9pm - 10/26 at 6am**	**24/7**	**10-DAY RAMP CLOSURE: I-15 southbound off-ramp to Sahara Ave/Highland Dr closed**
Industrial Rd	**10/14**	**Night**	**ROAD CLOSURE: Industrial Rd closed in both directions, Wyoming Ave to Utah Ave**
Charleston Blvd at I-15	**10/18**	**Night**	**ROAD CLOSURE: Charleston Blvd closed in both directions, Grand Central Pkwy to MLK Blvd**
Wyoming Ave	10/14 - 10/23	Night	Lane restrictions on Wyoming Ave at Industrial Rd
I-15 NB off-ramp to Sahara Ave	10/15 - 10/19	Night	Lane restrictions on I-15 northbound off-ramp to Sahara Ave
Sahara Ave on-ramp to I-15 NB	10/15 - 10/19	Night	Lane restrictions on Sahara Ave on-ramp to I-15 southbound
Sahara Ave	10/15 - 10/26	24/7	Lane restriction on westbound Sahara Ave, Industrial to Rancho
MLK Blvd	Ongoing - 10/16	Night	Lane restrictions on northbound MLK Blvd between Oakey Blvd and Ellis Ave
	Ongoing - 11/16	Night	Lane restrictions on southbound MLK Blvd at US 95
Industrial Rd	Ongoing - 10/20	Day/Night	Lane restrictions on Industrial Rd between Wyoming Ave and Utah Ave.
Symphony Park Ave	Ongoing - 10/23	Day/Night	Lane restrictions on eastbound and westbound Symphony Park Ave at I-15
Oakey Blvd	Ongoing - 11/10	Night	Oakey Blvd reduced to one lane in each direction between Western Ave and MLK Blvd intermittently at night
I-15, Sahara to D St	Ongoing - 11/12	Night	Additional lane restrictions on I-15 northbound/southbound between Sahara Ave and D St intermittently at night
US 95, Rancho to I-15	Ongoing - 11/12	Night	Lane restrictions on US 95 northbound/southbound between Rancho Dr and I-15 intermittently at night
Alta/Bonneville	Ongoing - 11/21	24/7	Lane restrictions on Alta Dr/Bonneville Ave between Grand Central Pkwy and MLK Blvd

ONGOING MAJOR TRAFFIC IMPACTS			
I-15 NB off-ramp to Charleston EB	Ongoing - 11/12	24/7	LONG-TERM RAMP CLOSURE: I-15 northbound off-ramp to Charleston Blvd eastbound closed
I-15 NB off-ramp to D St	Ongoing - 11/12	24/7	RAMP CLOSURE: I-15 northbound off-ramp to D St, City Pkwy, Washington Ave closed

AMERICAN OVERSIGHT

I-15 NB/SB, Sahara to Alta	Ongoing - 11/12	24/7	I-15 northbound and southbound reduced to three lanes between Sahara Ave and Alta Dr
I-15 NB/SB, Alta to D St	Ongoing - 11/12	24/7	I-15 northbound and southbound reduced to two lanes between Alta Dr and D St
US 95 NB off-ramp to MLK Blvd	Ongoing - mid-Nov	Night	RAMP CLOSURE: Ramp from US 95 northbound to MLK Blvd closed intermittently at night
I-15 NB off-ramp to MLK Blvd			RAMP CLOSURE: Ramp from I-15 northbound to MLK Blvd closed intermittently at night
US 95 SB to I-15 SB Ramp	Ongoing - December	24/7	RAMP DETOUR/LANE REDUCTION: Ramp from US 95 southbound to I-15 southbound reduced to one lane and detoured to temporary ramp
US 95 SB to I-15 NB Ramp	Ongoing - early 2019	24/7	RAMP CLOSURE: Ramp from US 95 southbound to I-15 northbound closed
MLK Blvd on-ramp to I-15 NB	Ongoing - early 2019	24/7	RAMP CLOSURE: MLK Blvd on-ramp to I-15 northbound closed
MLK Blvd on-ramps to I-15 SB / US 95 SB	Ongoing - early 2019	24/7	RAMP CLOSURES: MLK Blvd on-ramps to I-15 southbound & US 95 southbound closed
I-15 NB/SB, Sahara to Russell	Ongoing - Jan 2019	24/7	Inside lane/shoulder closed on I-15 northbound/southbound, Sahara Ave to Russell Rd

Upcoming Work

Location	Date	Time of Day	Details
Alta/Bonneville at I-15	**10/26 - 10/29 11/2 - 11/5**	**24/7**	**WEEKEND ROAD CLOSURE: Alta/Bonneville closed at I-15 for two consecutive weekends**
I-15 NB to US 95 SB Ramp	**10/22, 10/25, 10/28**	**Night**	**RAMP CLOSURE: Ramp from I-15 northbound to US 95 southbound closed**
Symphony Park Ave	**10/22, 10/23, 10/25**	**Night**	**ROAD CLOSURE: Symphony Park Ave closed between MLK Blvd and Grand Central Pkwy**
Wyoming Ave at Industrial	**10/24**	**Night**	**ROAD CLOSURE: Wyoming Ave closed in both directions at Industrial Rd**
I-15 NB to US 95 NB ramp	**10/29**	**Night**	**RAMP CLOSURE: Ramp from I-15 northbound to US 95 northbound closed for 3 hours**
US 95 NB/SB at I-15	**10/30**	**Night**	**FREEWAY CLOSURE: US 95 closed in both directions at I-15**
MLK Blvd at US 95	**11/6, 11/16 - 11/19**	**Night**	**ROAD CLOSURE: MLK Blvd closed at US 95**
I-15 SB, US 95 to Pinto Ln	**11/16 - 11/19**	**Night**	**WEEKEND FREEWAY CLOSURE: I-15 southbound closed between US 95 and Pinto Ln**
US 95 SB at Valley View	**11/20**	**Night**	**FREEWAY CLOSURE: US 95 southbound full closure at Valley View**

AMERICAN OVERSIGHT

Project Neon Activity Update: October 12, 2018

Charleston Blvd	10/21 - 11/2	Night	Lane restrictions on Charleston Blvd in both directions between MLK Blvd and Grand Central Pkwy
Charleston Blvd on-ramp to I-15 SB	10/22 - 11/9	Night	Lane restrictions on Charleston Blvd on-ramp to I-15 southbound
Wyoming Ave	10/24 - April 2019	24/7	Wyoming Ave reduced to one lane in each direction at Industrial Rd
Sahara Ave	10/25	Night	Sahara Ave reduced to one lane in each direction between Highland Dr and Rancho Dr
Utah Ave	11/5 - 12/1	Night	Lane restrictions on Utah Ave between Industrial Rd and Fairfield Ave
Industrial Rd	11/5 - 12/1	Day/Night	Lane restrictions on Industrial Rd between Utah and New York Ave

Night work hours are generally 7pm – 6am

Dates and times subject to change due to weather and field conditions.

AMERICAN OVERSIGHT

Media Release

FOR IMMEDIATE RELEASE
October 12, 2018

Tony Illia, NDOT Public Information Officer
Tel: (702) 385-6509 | E-mail: tillia@dot.nv.gov

PRESS RELEASE

Lake Mead Blvd. I-15 On-Ramp Closure Starts October 15 in North Las Vegas

NORTH LAS VEGAS, NEV. – The Nevada Department of Transportation (NDOT) announces that Kinder Morgan will close the eastbound Lake Mead Boulevard on-ramp to Interstate 15 southbound in North Las Vegas for 10 days starting at noon, October 15. Additionally, there will be a 1600-foot-long (1/3 mile) outside lane restriction along Interstate 15 southbound at Lake Mead Boulevard during the aforementioned dates. The temporary closures are needed for pipeline maintenance.

Motorists should use caution while travelling through the work zone, heed construction signage, and take alternate detour routes, if possible. NDOT works with Waze to inform the public about planned highway restrictions, but unscheduled construction changes, closures and restrictions are possible due to weather or other factors. For the latest state highway conditions, visit nvroads.com or call 511 before driving.



AMERICAN OVERSIGHT

NEVADA DOT SAFE AND CONNECTED

Media Release

FOR IMMEDIATE RELEASE
October 16, 2018

Tony Illia, NDOT Public Information Officer
Tel: (702) 385-6509 | E-mail: tillia@dot.nv.gov

PRESS RELEASE

Charleston Boulevard Closed at I-15 Thursday Night in Las Vegas

LAS VEGAS, NEV. – The Nevada Department of Transportation (NDOT) will close Charleston Boulevard at Interstate 15 from 7 p.m., October 18, until 6 a.m., October 19, in Las Vegas. The temporary closure is needed for bridge construction as part of "The Main Event," the third and final phase of work for Project Neon's nearly $1 billion 4-mile-long widening of Interstate 15 from the U.S. 95 interchange to Sahara Avenue. Kiewit Infrastructure West Co. is the design-build general contractor, with Atkins North America as lead designer. Project Neon is 85 percent finished and scheduled for substantial completion in the summer of 2019.

Motorists should use caution while travelling through the work zone, heed construction signage, and take alternate detour routes, if possible. Check the Project Neon website (NDOTProjectNeon.com) or Facebook, LinkedIn, and Twitter pages (@NDOTProjectNeon) for up to date information. There is also a free smart phone app available, plus a hotline available in both English and Spanish at: 702-293-NEON (6366). NDOT works with Waze to inform the public about planned highway restrictions, but unscheduled construction changes, closures and restrictions are possible due to weather or other factors. For the latest state highway conditions, visit nvroads.com or call 511 before driving.



AMERICAN OVERSIGHT

NV-DA-20-0615-A-004048

CHARLESTON BLVD CLOSURE

THURSDAY, OCTOBER 18 AT 7PM - FRIDAY, OCTOBER 19 AT 6AM*

PROJECT NEON Las Vegas

CHARLESTON BLVD CLOSED AT I-15

#NeonMainEvent

For the latest information:

- Follow NDOTProjectNeon on Facebook, Twitter, & LinkedIn
- Email us at projectteam@ndotprojectneon.com to sign up for email updates

QUESTIONS? 702-293-NEON (6366)
NDOTProjectNeon.com

waze
Use Waze to find the fastest route to your destination.

*Dates are subject to change.

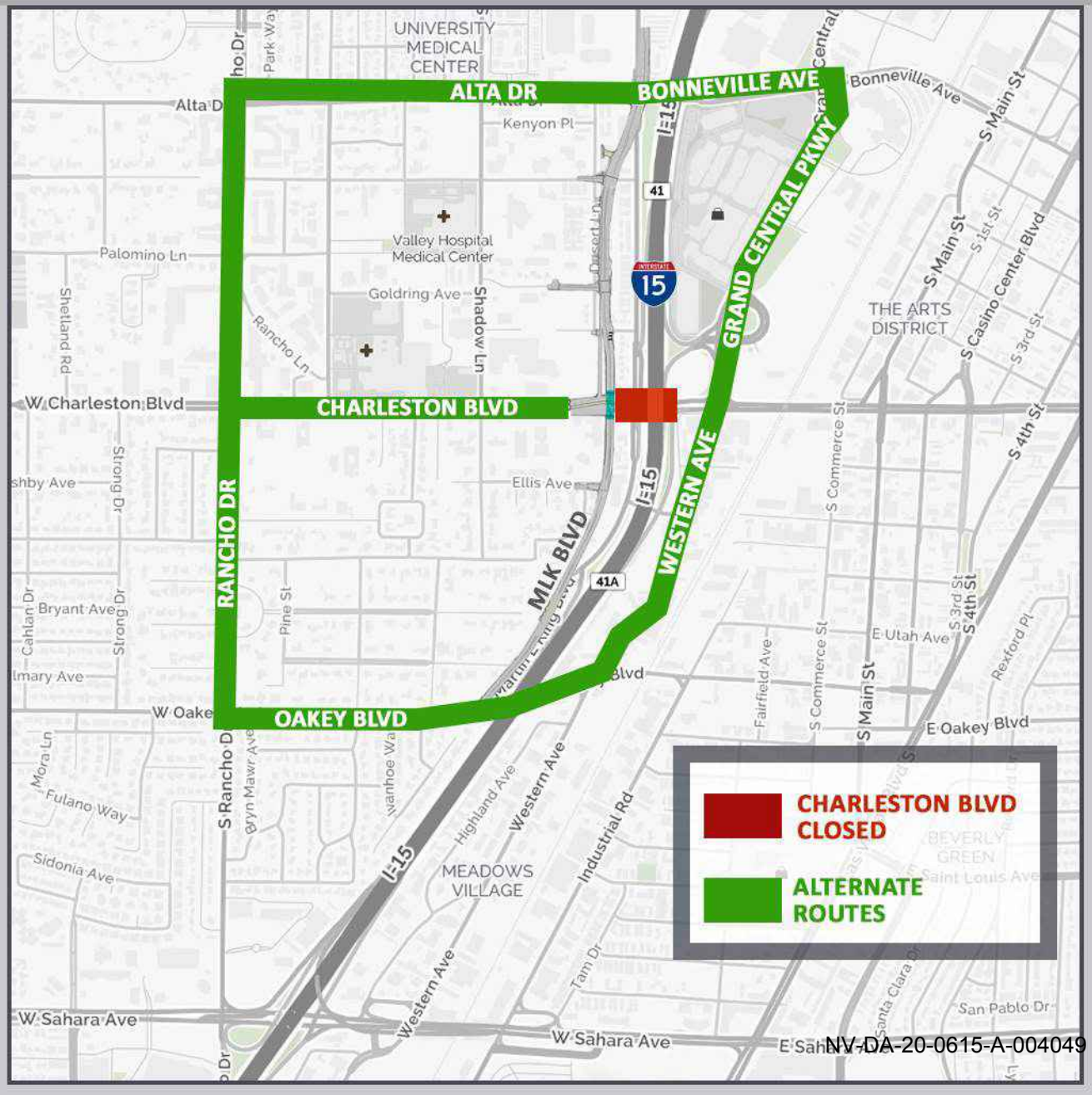

AMERICAN OVERSIGHT

NV-DA-20-0615-A-004049

Stephanie M. Klapstein

From: Packer, Adrienne E <APacker@dot.nv.gov>
Sent: Tuesday, September 11, 2018 9:21 AM
To: Illia, Tony J; Division Heads DL; Operations DL
Cc: 'Gail E. Powell'; Spencer, Joseph T; Crosby, Jason D; Lee, Eden; Bonner, Lee R; Angel, John W; Pullen, Jae E; Sandhu,Bhupinder S; Lawrence, Andrew J; Easton, Robert B; Miller, Douglas L; Beauregard, Diana M; Elges, Justine F; Freeman,Jeffrey A; Keller, Dale R; Campbell, Lori A; Tuddao, Jaime B; Story, William M; Cartwright,Devin P; Wooster, Mark J; Mortensen, Cole C; Russell, Lynnette R; Maxey, Julie A; Young, Lori E; Hobdy, Guinevere; Johnson,Nicholas J; Bosch, Richard C; Fuess, Michael J; Miranda, Eduardo P; Stocks, Holli L; Castillo-Garcia, Claudia; Mueller, Tim; Kilty, Megan L; 'Kiewit - JayProskovec (Jay.Proskovec@kiewit.com)'; 'Berkley, Susan'; 'Debi.Bohnet@ch2m.com'; Gomez, Mario C; 'ChristinaDavis'; 'mkinner@gov.nv.gov'; 'kvanry@ltgov.nv.gov'; 'rknecht@controller.state.nv.us'; 'LenSavage'; 'almberg@basineng.com'; Goza-Tyner, Jessica L; Brooks, Sholeh L; 'dhstewart@gov.nv.gov'; Sever, Sean A; Lani, StephenL; Borino, Jamie; Stein, Kelly M; Yates, Michael H; Fissel, Lauren; Balcon, Catherine; Chmura,Krista; Parsons, Angela; Blackwell, Erik L; Callegari, Amanda L; 'valentine@nevadaresorts.org'; Lopez, Stephanie C; Henke, Jolie A; Cutler, Marc A; Bradley, Matthew; alosoya@ltgov.nv.gov; Ragonese, Meg; Bichelman,Jamie; Packer, Adrienne E
Subject: NDOT Media Summary: September 11, 2018
Attachments: I-15SB Freeway Closure_9.12.18.jpg; Charleston Full Closure_9.11.18.jpg; I-15 SB Closed from Sahara toSpring Mtn Sept. 12-13 in Las Vegas.pdf; Charleston Closed at I-15 Sept. 11 in Las Vegas.pdf



I-15 to Close Overnight Wednesday

https://lasvegassun.com/news/2018/sep/11/sign-installations-to-close-southbound-i-15-overni/

https://www.nevadadot.com/Home/Components/News/News/3922/395

https://www.fox5vegas.com/news/part-of-i--southbound-to-close-overnight-wednesday/article_b4781360-b551-11e8-a2e7-b3a4f349e9eb.html

https://mms.tveyes.com/Transcript.asp?StationID=2190&DateTime=9%2F10%2F2018+11%3A09%3A21+PM&Term=%22N%2DDOT%22&PlayClip=TRUE

Statewide Radio System Approved

AMERICAN OVERSIGHT

https://www.nevadaappeal.com/news/government/nevada-public-safety-radio-system-gets-ok/

https://knpr.org/headline/2018-09/state-transportation-board-approves-statewide-radio-system

Bonds Approved for Water Line to TRIC

https://www.nnbusinessview.com/news/legislative-panel-oks-35m-bond-for-tric-pipeline/

Thor Dyson Promoted

https://www.enr.com/articles/45140-southwest-aec-job-movement

Zero Fatalities Teaches Back to School Safety

https://elkodaily.com/back-to-school-driving-tips/article_7e12b62f-205f-5b3e-b692-3ef2ea48113d.html

I-11 Safety Concerns

KNPR
https://mms.tveyes.com/Transcript.asp?StationID=6780&DateTime=9%2F10%2F2018+7%3A35%3A27+PM&Term=Nevada+Department+of+Transportation&PlayClip=TRUE

Project Neon Update

KNPR
https://mms.tveyes.com/Transcript.asp?StationID=6780&DateTime=9%2F10%2F2018+7%3A35%3A27+PM&Term=Nevada+Department+of+Transportation&PlayClip=TRUE

Various

RTC Considers Steel Bollards to Protect Bus Shelters
https://lasvegassun.com/news/2018/sep/11/officials-consider-shielding-las-vegas-bus-stops-w/

Media

Tony wrote and distributed the attached press release and info-map about an Interstate 15 southbound closure between Sahara Avenue and Spring Mountain Road in Las Vegas the evening of September 12 for Active Traffic Management sign installation as part of Project Neon.

Tony wrote and distributed the attached press release and info-map about Charleston Boulevard being closed at Interstate 15 tonight in downtown Las Vegas for bridge construction as part of Project Neon.

Tony spoke with Noticias Univision Nevada reporter Alexander Zapata about story regarding a spike in driver crash fatalities. Tony referred him to the Office of Traffic Public Information Officer Andrew Bennett.

Social Media

Hali BernsteinSaylor and 8 others follow

Boulder Dam CU @BoulderDamCU 16h16 hours ago

More

AMERICAN OVERSIGHT

RT @BCReview: Did you know that the new stretch of I-11 includes special crossings for wildlife? @RTCSNV @nevadadot bit.ly/2wJjK1p



0 replies0 retweets1 like

Nevada Department of Transportation
Published by Mary Shortridge ·

15 mins ·

Lander County- mileposts have been changed on State Route 305 between Austin and Battle Mountain.
SR 305 now begins at milepost 0 at U.S. 50, and ends at milepost 87 in Battle Mountain to reflect the state-maintained section of road.
We've also enhanced the milepost signs. Here's how that makes a difference in your travel: https://bit.ly/2wR3L2a Battle Mountain Chamber of Commerce Battle Mountain Bugle Austin, Nevada Nevada Highway Patrol Nevada Department of Public Safety

AMERICAN OVERSIGHT



Comments



Jack Cooke Waste of money that could fix pot holes, chip seals, sand and seal and many other maintenance projects.

Manage

Nevada Department of Transportation shared a post.
Published by Tony Illia ·

12 hrs ·

AMERICAN OVERSIGHT



NDOT Project Neon

Published by Debi Odem Bohnet · 16 hrs ·

This communication, including any attachments, may contain confidential information and is intended only for the individual or entity to whom it is addressed. Any review, dissemination or copying of this communication by anyone other than the intended recipient is strictly prohibited. If you are not the intended recipient, please contact the sender by reply e-mail and delete all copies of the original message.

NEVADA DOT SAFE AND CONNECTED
Media Release

FOR IMMEDIATE RELEASE
September 10, 2018

Tony Illia, NDOT Public Information Officer
Tel: (702) 385-6509 | E-mail: tillia@dot.nv.gov

PRESS RELEASE

I-15 Southbound Closed from Sahara Ave. to Spring Mountain Rd. Sept. 12-13 in Las Vegas

LAS VEGAS, NEV. – The Nevada Department of Transportation (NDOT) will close Interstate 15 southbound between Sahara Avenue and Spring Mountain Road from 11 p.m., September 12, until 5 a.m., September 13, in Las Vegas. Additionally, the Sahara Avenue onramp to Interstate 15 southbound will be closed from 9 p.m., September 12, until 6 a.m., September 13.

The temporary closures are needed to install overhead Active Traffic Management signs as part of "The Main Event," the third and final phase of work for Project Neon's nearly $1 billion 4-mile-long widening of Interstate 15 from the U.S. 95 interchange to Sahara Avenue. Kiewit Infrastructure West Co. is the design-build general contractor, with Atkins North America as lead designer. Project Neon is 81 percent finished and scheduled for substantial completion in the summer of 2019.

Motorists should use caution while travelling through the work zone, heed construction signage, and take alternate detour routes, if possible. Check the Project Neon website (NDOTProjectNeon.com) or Facebook, LinkedIn, and Twitter pages (@NDOTProjectNeon) for up to date information. There is also a free smart phone app available, plus a hotline available in both English and Spanish at: 702-293-NEON (6366). NDOT works with Waze to inform the public about planned highway restrictions, but unscheduled construction changes, closures and restrictions are possible due to weather or other factors. For the latest state highway conditions, visit nvroads.com or call 511 before driving.



AMERICAN OVERSIGHT

NEVADA DOT SAFE AND CONNECTED

Media Release

FOR IMMEDIATE RELEASE
September 10, 2018

Tony Illia, NDOT Public Information Officer
Tel: (702) 385-6509 | E-mail: tillia@dot.nv.gov

PRESS RELEASE

Charleston Blvd. Closed at Interstate 15 Tomorrow Night in Downtown Las Vegas

LAS VEGAS, NEV. – The Nevada Department of Transportation (NDOT) will close Charleston Boulevard at Interstate 15 from 7 p.m., September 11, until 6 a.m., September 12, in downtown Las Vegas.

The temporary closure is needed for bridge construction as part of "The Main Event," the third and final phase of work for Project Neon's nearly $1 billion 4-mile-long widening of Interstate 15 from the U.S. 95 interchange to Sahara Avenue. Kiewit Infrastructure West Co. is the design-build general contractor, with Atkins North America as lead designer. Project Neon is 81 percent finished and scheduled for substantial completion in the summer of 2019.

Motorists should use caution while travelling through the work zone, heed construction signage, and take alternate detour routes, if possible. Check the Project Neon website (NDOTProjectNeon.com) or Facebook, LinkedIn, and Twitter pages (@NDOTProjectNeon) for up to date information. There is also a free smart phone app available, plus a hotline available in both English and Spanish at: 702-293-NEON (6366). NDOT works with Waze to inform the public about planned highway restrictions, but unscheduled construction changes, closures and restrictions are possible due to weather or other factors. For the latest state highway conditions, visit nvroads.com or call 511 before driving.



AMERICAN OVERSIGHT

FREEWAY CLOSURE #NeonMainEvent

I-15 SB, SAHARA AVE TO SPRING MTN RD

WEDNESDAY, SEPTEMBER 12 (11PM - 5AM)*

* SUBJECT TO CHANGE



AMERICAN OVERSIGHT
NV-DA-20-0615-A-004057

NDOTPROJECTNEON.COM 702.293.NEON (6366) 320 WALL ST, LAS VEGAS, NV 89102

CHARLESTON BLVD CLOSURE

TUESDAY, SEPTEMBER 11 AT 7PM - WEDNESDAY, SEPTEMBER 12 AT 6AM*

PROJECT NEON Las Vegas

CHARLESTON BLVD AT I-15 CLOSED

#NeonMainEvent

FOR THE LATEST INFORMATION:

Online
NDOTProjectNeon.com
Follow NDOTProjectNeon
on Facebook, Twitter, & LinkedIn

Email us
projectteam@ndotprojectneon.com
to sign up for email updates

Call us
702-293-NEON (6366)

waze
Use Waze to find the fastest route to your destination.

*Dates are subject to change.



NV-DA-20-0615-A-004058

AMERICAN OVERSIGHT

Stephanie M. Klapstein

From: Packer, Adrienne E <APacker@dot.nv.gov>
Sent: Thursday, September 13, 2018 9:20 AM
To: Illia, Tony J; Division Heads DL; Operations DL
Cc: 'Gail E. Powell'; Spencer, Joseph T; Crosby, Jason D; Lee, Eden; Bonner, Lee R; Angel, John W; Pullen, Jae E; Sandhu,Bhupinder S; Lawrence, Andrew J; Easton, Robert B; Miller, Douglas L; Beauregard, Diana M; Elges, Justine F; Freeman,Jeffrey A; Keller, Dale R; Campbell, Lori A; Tuddao, Jaime B; Story, William M; Cartwright,Devin P; Wooster, Mark J; Mortensen, Cole C; Russell, Lynnette R; Maxey, Julie A; Young, Lori E; Hobdy, Guinevere; Johnson,Nicholas J; Bosch, Richard C; Fuess, Michael J; Miranda, Eduardo P; Stocks, Holli L; Castillo-Garcia, Claudia; Mueller, Tim; Kilty, Megan L; 'Kiewit - JayProskovec (Jay.Proskovec@kiewit.com)'; 'Berkley, Susan'; 'Debi.Bohnet@ch2m.com'; Gomez, Mario C; 'ChristinaDavis'; 'mkinner@gov.nv.gov'; 'kvanry@ltgov.nv.gov'; 'rknecht@controller.state.nv.us'; 'LenSavage'; 'almberg@basineng.com'; Goza-Tyner, Jessica L; Brooks, Sholeh L; 'dhstewart@gov.nv.gov'; Sever, Sean A; Lani, StephenL; Borino, Jamie; Stein, Kelly M; Yates, Michael H; Fissel, Lauren; Balcon, Catherine; Chmura,Krista; Parsons, Angela; Blackwell, Erik L; Callegari, Amanda L; 'valentine@nevadaresorts.org'; Lopez, Stephanie C; Henke, Jolie A; Cutler, Marc A; Bradley, Matthew; alosoya@ltgov.nv.gov; Ragonese, Meg; Bichelman,Jamie; Packer, Adrienne E
Subject: NDOT Media Summary: September 13, 2018



Wrong-Way Warning Signs Being Installed

http://www.ktvn.com/clip/14619415/your-2-cents-wrong-way-accidents-near-usa-parkway

Statewide Public Safety Radio System Approved

https://www.recordcourier.com/news/nevada-public-safety-radio-system-gets-ok/

Heavy Traffic Expected for NASCAR Weekend

https://www.nevadadot.com/Home/Components/News/News/3926/395

https://news3lv.com/news/local/ndot-get-ready-for-heavy-traffic-over-nascar-weekend

https://www.ktnv.com/news/big-nascar-weekend-in-vegas-bringing-visitors-heavy-traffic

AMERICAN OVERSIGHT

Motorists Want Spike Strips to Stop Wrong-Way Drivers

http://www.ktvn.com/clip/14621332/your-2-cents-wrong-way-spike-strips

I-15 Project Neon Closure

https://www.ktnv.com/traffic/traffic-alert-i-15-southbound-between-sahara-and-spring-mountain-to-close

KLAS Channel 8
https://mms.tveyes.com/Transcript.asp?StationID=2190&DateTime=9%2F12%2F2018+6%3A52%3A18+PM&Term=%22N%2DDOT%22&PlayClip=TRUE

Various

Boulder City Business Owner Says Store Closed After I-11 Opened
https://bouldercityreview.com/news/alpaca-store-closes/

ADOT Prepares for Future I-11
https://www.ttnews.com/articles/arizona-dot-prepares-future-interstate-11

Raiders Stadium Could Host Super Bowl
https://lasvegassun.com/news/2018/sep/13/can-las-vegas-meet-nfls-demands-for-hosting-a-supe/

Nevada Going "Gangbusters" on Wildlife Crossings
https://www.telluridenews.com/the_watch/news/article_be8dae86-b6e2-11e8-bfcf-f76954d563bd.html

Media

Channel 8 reporter Terri Russell contacted Meg to see what documentation NDOT had of wild/feral horse herd movements prior to constructing to underpasses on the USA Parkway. Meg referred the reporter to the Department of Ag, but did reference that the TRIC area of USA Parkway is the state's #1 "hot spot" for horse-vehicle crashes based on crash records and other factors. In developing the under-crossings on the USA Parkway extension, we utilized NDOT staff field observations, communications with experts and local knowledge to establish knowledge of horse and human movements across the area.

Next week is the FHWA's first annual National Roundabout Week, and the following week is rail safety week. Meg contacted local transportation reporters to pitch stories regarding the benefits of traffic roundabouts and rail crossing safety.

Social Media

Nevada Department of Transportation
Published by Tony Illia ·

15 hrs ·

Project Neon Overnight Closures #DTLV #VegasTraffic#NeonMainEvent

AMERICAN OVERSIGHT



Nevada Department of Transportation
Published by Tony Illia ·

18 hrs ·

egas #VegasTraffic



NEVADADOT.COM

Heavy Freeway Traffic Expected During NASCAR Weekend Sept. 13-16 in Las Vegas

LAS VEGAS, NEV. – The Nevada Department of Transportation (NDOT) urges motorists to avoid Interstate 15 northbound at Exit 54 during the South Point 400 weekend, which takes place Thursday, September 13, through Sunday, September 16, in Las Vegas. An estimated 25,000 additional vehicles and 100,00...

Comments



Tina Baumann Meyer Christopher Meyer

AMERICAN OVERSIGHT

Manage

LikeShow more reactions

· Reply · Message · 17h



Hattie Igartua Is Project Neon / Kiewit closing down for this weekend or are they working?

Manage

LikeShow more reactions

Nevada Department of Transportation Hi Hattie Igartua! Because of the aggressive Project Neon schedule, there will be no disruptions to the construction schedule this weekend. However, there are no major closures.

Manage

LikeShow more reactions

· Reply · Commented on by Adrienne Packer · 13m



Hattie Igartua Thanks for the reply!

This communication, including any attachments, may contain confidential information and is intended only for the individual or entity to whom it is addressed. Any review, dissemination or copying of this communication by anyone other than the intended recipient is strictly prohibited. If you are not the intended recipient, please contact the sender by reply e-mail and delete all copies of the original message.

Stephanie M. Klapstein

From: Illia, Tony J <TIllia@dot.nv.gov>
Sent: Thursday, September 06, 2018 9:54 AM
To: Division Heads DL; Operations DL
Cc: 'Gail E. Powell'; Spencer, Joseph T; Crosby, Jason D; Lee, Eden; Bonner, Lee R; Angel, John W; Pullen, Jae E; Sandhu,Bhupinder S; Lawrence, Andrew J; Easton, Robert B; Miller, Douglas L; Beauregard, Diana M; Elges, Justine F; Freeman,Jeffrey A; Keller, Dale R; Campbell, Lori A; Tuddao, Jaime B; Story, William M; Cartwright,Devin P; Wooster, Mark J; Mortensen, Cole C; Russell, Lynnette R; Maxey, Julie A; Young, Lori E; Hobdy, Guinevere; Johnson,Nicholas J; Bosch, Richard C; Fuess, Michael J; Miranda, Eduardo P; Stocks, Holli L; Castillo-Garcia, Claudia; Mueller, Tim; Kilty, Megan L; 'Kiewit - JayProskovec (Jay.Proskovec@kiewit.com)'; 'Berkley, Susan'; 'Debi.Bohnet@ch2m.com'; Gomez, Mario C; 'ChristinaDavis'; 'mkinner@gov.nv.gov'; 'kvanry@ltgov.nv.gov'; 'rknecht@controller.state.nv.us'; 'LenSavage'; 'almberg@basineng.com'; Goza-Tyner, Jessica L; Moll-Masumi, Sholeh L; 'dhstewart@gov.nv.gov'; Sever, Sean A; Lani, StephenL; Borino, Jamie; Stein, Kelly M; Yates, Michael H; Fissel, Lauren; Balcon, Catherine; Chmura,Krista; Parsons, Angela; Blackwell, Erik L; Callegari, Amanda L; 'valentine@nevadaresorts.org'; Lopez, Stephanie C; Henke, Jolie A; Cutler, Marc A; Bradley, Matthew; alosoya@ltgov.nv.gov; Ragonese, Meg; Bichelman,Jamie; Packer, Adrienne E
Subject: NDOT Media Summary: September 6, 2018
Attachments: U.S. Highway 6 Road Restrictions,Upgrade Begins Sept. 10 in Nye County.pdf; U.S. Highway 95 Durango Offramp30-Day Closure Begins Sept. 9 in NW Las Vegas.pdf; LVTribune.pdf

Importance: High



Interstate 11

Las Vegas Review-Journal: "New stretch of I-11 can't bypass occasional crises at Hoover Dam bridge"
https://www.reviewjournal.com/traffic/new-stretch-of-i-11-cant-bypass-occasional-crises-at-hoover-dam-bridge/

Boulder City Review: "Art part of state mandate to beautify highways"

https://bouldercityreview.com/opinion/art-part-of-state-mandate-to-beautify-highways/

AMERICAN OVERSIGHT

Boulder City Review: “Traffic jam? Baa! Bridge, underpasses designed to left wildlife cross I-11 safely”

https://bouldercityreview.com/news/traffic-jam-baa-bridge-underpasses-designed-to-left-wildlife-cross-i-11-safely/

Tucson News Now: “AZ laying the groundwork for the future Interstate 11”

http://www.tucsonnewsnow.com/story/39033312/az-laying-the-groundwork-for-the-future-interstate-11

U.S. Highway 95 Phase 2B/5

Las Vegas Review-Journal: “US 95 exit in northwest Las Vegas to close Sunday for month”

https://www.reviewjournal.com/traffic/us-95-exit-in-northwest-las-vegas-to-close-sunday-for-month/

Las Vegas Tribune: “U.S. Highway 95 Kyle Canyon Interchange hits project milestone”

(See attached PDF)

Project Neon

KSNV Channel 3 News: “Northbound I-15 will be closed for Project Neon work”

https://news3lv.com/traffic/project-neon/northbound-i-15-will-be-closed-for-project-neon-construction

KLAS Channel 8 News: “NDOT Shutting I-15 Northbound for Project Neon”

https://mms.tveyes.com/Transcript.asp?StationID=2190&DateTime=9%2F5%2F2018+11%3A05%3A57+PM&Term=%22N-DOT%22&PlayClip=TRUE

Las Vegas Tribune: “I-15 Northbound closure Sept. 5-6”

(See attached PDF)

Nipton Road Repair

Boulder City Review: “Repairs started on Nipton Road to fix flood damage”

https://bouldercityreview.com/news/news-briefs-sept-6/

Las Vegas Tribune: “Repair contract awarded for flood damaged Nipton Road”

(See attached PDF)

AMERICAN OVERSIGHT

TRIC Pipeline

Reno Gazette-Journal: “Nevada will help Tesla and other tech firms finance pipeline”

https://www.rgj.com/story/news/2018/09/05/nevada-help-tesla-and-other-tech-firms-finance-pipeline/1207778002/

Nevada Appeal: “Legislative panel OKs $35M bond for TRIC pipeline”

https://www.nevadaappeal.com/news/government/legislative-panel-oks-35m-bond-for-tric-water-pipeline/

Miscellaneous

KRXI Channel 11 News: “Back-to-school safety tips for parents, students and motorists”

https://foxreno.com/news/local/back-to-school-safety-tips-for-parents-students-and-motorists

KTVN Channel 2 News: “Bicyclists, Skateboarders Not Allowed to Ride in New "Walk Zones" on UNR Campus”

http://www.ktvn.com/story/39034252/bicyclists-skateboarders-not-allowed-to-ride-in-new-walk-zones-on-unr-campus

KUNR 88.7 FM: “Nevada Mining 'Are Dying For Rail'”

http://www.kunr.org/post/nevada-mining-are-dying-rail

KTVN Channel 2 News: “Traffic Report Mentioning Work on I-80 and US 395”

https://mms.tveyes.com/Transcript.asp?StationID=3760&DateTime=9%2F6%2F2018+6%3A59%3A27+AM&Term=NDOT&PlayClip=TRUE

Las Vegas Tribune: “Tropicana Avenue Improvement Project Public Meeting Sept. 12”

(See attached PDF)

MEDIA

Tony spoke with *Las Vegas Review-Journal* reporter Henry Brean about suicide related fatalities and closures on the Hoover Dam Bridge. Tony also spoke with ADOT Assistant Communications Director Steve Elliott about the article and same topic, including possible engineering prevention measures safeguarding against suicide from the bridge.

AMERICAN OVERSIGHT

Tony spoke with KLAS Channel 8 reporter Christin Drummond about a new Allstate Insurance report ranking Las Vegas drivers. Tony directed her to the Department of Public Safety PIO Andrew Bennett.

Tony spoke with *Pahrump Valley Times* reporter Jeffrey Meehan about the construction schedule and details about a $58.6 million, 6-mile-long State Route 160 widening and upgrade in southwest Clark County. Project plans call for expanding the asphalt highway from two to four travel lanes between Mile Markers 16 and 22, while rebuilding and paving the eastbound lanes from the western edge of the Mountain Springs Community to just before the Nye County line, among other improvements.

Tony spoke with KVVU Fox 5 News traffic anchor Ken Smith about detour routes for a U.S. 95 Durango Drive exit in northwest Las Vegas being closed, starting Sunday for a month.

Tony wrote and distributed the attached press release about a U.S. Highway 6 chip seal project and related traffic impacts starting September 10 in Nye County.

Tony wrote and distributed the attached press release about the U.S. Highway 95 Durango offramp closing for 30 days starting September 9 in northwest Las Vegas. The closure is needed to for the placement of storm drainage channel under the ramp.

Tony wrote and distributed a social media traffic alert letting motorists along S.R. 160 (Blue Diamond Road), near Mountain Springs between Mileposts 17 and 22 in Clark County, know that they could expect pilot car related delays for one-night as crews place barrier rail for a $59 million widening project https://bit.ly/2wJTRza



SOCIAL MEDIA

AMERICAN OVERSIGHT

LVMPD @LVMPD
Heads up! @NDOTProjectNeon has I-15 northbound CLOSED TONIGHT from 11 PM - 5 AM between Spring Mountain and Sahara.



Project Neon @NDOTProjectNeon
Project Neon Overnight Closures #DTLV #VegasTraffic #NeonMainEvent

AMERICAN OVERSIGHT



RTC Southern Nevada @RTCSNV

Ramp closures tonight:

* 9/5: I-15 south off-ramp to Sahara / Highland closed 9 p.m. – 6 a.m.

* 9/5: East and westbound Spring Mtn. on-ramps to I-15 north closed 9 p.m. – 6 a.m.

* 9/5: Flamingo Rd. on-ramp to I-15 north closed 9 p.m. – 6 a.m.

#NeonMainEvent #SeeingOrangeNV



Clark County Nevada @ClarkCountyNV

#TrafficAlert 🚗🚘Start planning to take alternate routes - I15 North shutdown from 11pm tonight to 5am tomorrow morning. Spring Mtn. Rd. & Flamingo. on-ramps closed 9pm-6am. Part of #NeonMainEvent construction. #Vegas #VegasTraffic #ClarkCounty http://bit.ly/2N3l1KA

Zero Teen Fatalities @NVTeenDriver

We are all set up at the UNLV Outdoor Amphitheater! Come say HI. ##Zero101nv



Tom Hawley @TomNews3LV

@NDOTProjectNeon closure tonight. NDOT will supply a detour, but best to give a wide berth. Maybe Paradise to the east or Valley View to the west. @News3LV



AMERICAN OVERSIGHT

Ken Smith @KenSmithTV

Traffic Alert for late tonight: Northbound I-15 will shut down tonight from 11pm-5am to install more Electronic Freeway Signs. Other closures also around The Spaghetti Bowl as @NDOTProjectNeon moves forward....

This communication, including any attachments, may contain confidential information and is intended only for the individual or entity to whom it is addressed. Any review, dissemination or copying of this communication by anyone other than the intended recipient is strictly prohibited. If you are not the intended recipient, please contact the sender by reply e-mail and delete all copies of the original message.

AMERICAN OVERSIGHT

NEVADA DOT SAFE AND CONNECTED
Media Release

FOR IMMEDIATE RELEASE
September 5, 2018

Tony Illia, NDOT Public Information Officer
Tel: (702) 385-6509 | E-mail: tillia@dot.nv.gov

PRESS RELEASE

U.S. Highway 95 Durango Offramp 30-Day Closure Begins Sept. 9 in NW Las Vegas

LAS VEGAS, NEV. – The Nevada Department of Transportation (NDOT) will close the southbound U.S. Highway 95 Durango Drive offramp from 9 p.m., September 9, until 9 p.m., October 9, in northwest Las Vegas. The temporary closure is needed for the installation of concrete box storm drainage under the ramp as part of a $78 million, 6-mile-long widening and upgrade to U.S. Highway 95 between Ann and Kyle Canyon roads that broke ground earlier this year. Las Vegas Paving is the general contractor.

The project calls for placing 11,200 feet of concrete box storm drainage and 400 feet of open channel between the Centennial Bowl and Grand Teton Drive for the Clark County Regional Flood Control District, among other improvements. Construction is halfway done, with anticipated completion in the spring of 2019.

Motorists should use caution while travelling through the work zone, heed construction signage, and take alternate detour routes, if possible. NDOT works with Waze to inform the public about planned highway restrictions, but unscheduled construction changes, closures and restrictions are possible due to weather or other factors. For the latest state highway conditions, visit nvroads.com or call 511 before driving.



AMERICAN OVERSIGHT

NEVADA DOT SAFE AND CONNECTED

Media Release

FOR IMMEDIATE RELEASE
September 5, 2018

Tony Illia, NDOT Public Information Officer
Tel: (702) 385-6509 | E-mail: tillia@dot.nv.gov

PRESS RELEASE

U.S. Highway 6 Road Restrictions, Upgrade Begins Sept. 10 in Nye County

NYE COUNTY, NEV. – The Nevada Department of Transportation (NDOT) will upgrade a 24-mile stretch of U.S. Highway 6 between Mileposts 2 and 26 in Nye County from September 10 through September 26. Chip seal pavement improvements will take place from 6 a.m. until 6 p.m. daily, Monday through Thursday. A pilot car will safely escort motorists through the work zone whose speed limit will be reduced to 35-m.p.h. Construction will be a moving operation. Motorists could experience travel delays.

“We are applying layers of fresh oil and gravel that will prevent further roadway cracking and deterioration for a smoother, safer driving experience,” said NDOT spokesman Tony Illia. “It’s a cost-effective maintenance solution that extends the highway’s lifecycle.”

Motorists should use caution while travelling through the work zone, heed construction signage, and take alternate detour routes, if possible. NDOT works with Waze to inform the public about planned highway restrictions, but unscheduled construction changes, closures and restrictions are possible due to weather or other factors. For the latest state highway conditions, visit nvroads.com or call 511 before driving.



AMERICAN OVERSIGHT

TRAFFIC ALERT



I-15 Northbound closure Sept. 5-6

Special to the Las Vegas Tribune

The Nevada Department of Transportation (NDOT) will close northbound Interstate 15 between Spring Mountain Road and Sahara Avenue from 11 p.m., September 5, until 5 a.m., September 6, in downtown Las Vegas. Additional ramp closures include the following:

—The west and eastbound Spring Mountain Road onramps to Interstate 15 northbound will be closed from 9 p.m., September 5, until 6 a.m., September 6.

—The Flamingo Road onramp to Interstate 15 northbound will also be closed from 9 p.m., September 5, until 6 a.m., September 6.

Motorists are strongly encouraged to use the Waze app and take alternate routes, including U.S. Highway 95 and the 215 Beltway. The temporary closures are needed to install overhead Active Traffic Management signs as part of "The Main Event," the third and final phase of work for Project Neon's nearly $1 billion 4-mile-long widening of Interstate 15 from the U.S. 95 interchange to Sahara Avenue. Kiewit Infrastructure West Co. is the design-build general contractor, with Atkins North America as lead designer. Project Neon is 81 percent finished and scheduled for substantial completion in the summer of 2019.

Motorists should use caution while travelling through the work zone, heed construction signage, and take alternate detour routes, if possible. Check the Project Neon website (NDOTProjectNeon.com) or Facebook, LinkedIn, and Twitter pages (@NDOTProjectNeon) for up to date information. There is also a free smart phone app available, plus a hotline available in both English and Spanish at: 702-293-NEON (6366). NDOT works with Waze to inform the public about planned highway restrictions, but unscheduled construction changes, closures and restrictions are possible due to weather or other factors. For the latest state highway conditions, visit nvroads.com or call 511 before driving.



Repair contract awarded for flood damaged Nipton Road

Special to the Las Vegas Tribune

The Nevada Department of Transportation (NDOT) awarded a $3.45 million emergency contract to Las Vegas Paving to repair storm damaged Nipton Road (State Route 164), which closed on August 15 following flash flooding. A storm washed away portions of the east-west rural highway between Mile Markers 2 and 6.

The two-lane 18.6-mile-long roadway connects U.S. Highway 95 in southern Clark County, near Searchlight, to Nipton, California. The planned improvements, starting September 4, call for placing new roadbed, asphalt paving and installing new precast concrete box culvert for enhanced storm water drainage

The road will remain closed to through traffic while construction work occurs. Nipton Road sees less than 1,000 vehicles a day. Repairs are expected to finish in early November. For the latest state highway conditions, visit nvroads.com or call 511 before driving.



Be heard anywhere in the world

(only $50 per hour)

RadioTribune Special

12 hours only $400

20 hours only $600

(Payment due upon contract signing)

• Talk Shows • Infomercials •
• Community Involvement •
• Business Promotions •
• Political Agendas •
• Marketing Promotions •



www.RadioTribune.com

For additional information
Call (702) 272-4634

Email: Advertisement@LasVegasTribune.com

Tune in to RadioTribune



Tune in and listen to those who will tell you the truth, and nothing but the truth. You'll discover different personalities and hear different opinions, but when it comes to the facts, you'll always get the truth from us!

www.RadioTribune.com
Call-In Line (702) 983-0711



AMERICAN OVERSIGHT

NV-DA-20-0615-A-004073

TRAFFIC ALERT



U.S. Highway 95 Kyle Canyon Interchange hits project milestone

Special to the Las Vegas Tribune

The Nevada Department of Transportation (NDOT) recently hit a midpoint project milestone for a $78 million U.S. Highway 95 corridor upgrade that broke ground earlier this year in northwest Las Vegas. General contractor, Las Vegas Paving, completed a new southbound U.S. Highway 95 bridge at Kyle Canyon Road (State Route 157) in Clark County.

The concrete cast-in-place structure measures 184 feet long — the length of two basketball courts laid end-to-end — and carries three lanes of traffic. Both directions of traffic will travel over the new southbound structure while construction of the northbound bridge continues. Work will finish in the spring of 2019

"This project will relieve congestion, improve efficiency and enhance safety in fast growing northwest Las Vegas, while providing capacity for future growth and development," said NDOT Director Rudy Malfabon. "Currently, over 52,000 vehicles daily travel through this corridor; however, traffic is expected to more than double over the next two decades."

The six-mile-long project calls for expanding the highway from four to six lanes from Durango Drive to Kyle Canyon Road, constructing Elkhorn Road carpool access ramps and building a diverging diamond interchange at Kyle Canyon Road with wrong way driver alert signs. Wrong-way detection signs have been proven to reduce wrong-way events by 38 percent, according to the Texas Transportation Institute.

Additionally, the project will place 11,200 feet of concrete box storm drainage and 400 feet of open channel between the Centennial Bowl and Grand Teton Drive for the Clark County Regional Flood Control District. The improvements will require moving enough dirt to fill 304 Olympic-sized swimming pools, placing enough concrete to pave 2,000 driveways, and use enough steel to build 100 Sherman tanks.

Motorists should use caution while travelling through the work zone, heed construction signage, and take alternate detour routes, if possible. NDOT works to inform the public about planned highway restrictions, but unscheduled construction changes, closures and restrictions are possible due to weather or other factors. For the latest state highway conditions, visit nvroads.com or call 511 before driving.

PROJECT NEON UPDATE

Location	Date	Time of Day	Details
I-15 NB, Spring Mtn Rd to Sahara Ave	9/5 (11 pm – 5 am)	Night	FREEWAY CLOSURE! I-15 northbound closed between Spring Mtn Rd and Sahara Ave
EB & WB Spring Mtn on-ramps to I-15 NB	9/5	Night	RAMP CLOSURE: Eastbound/westbound Spring Mtn Rd on-ramps to I-15 northbound closed
Flamingo Rd on-ramp to I-15 NB			RAMP CLOSURE: Flamingo Rd on-ramp to I-15 northbound closed
Symphony Park Ave	8/31	Night	ROAD CLOSURE: Symphony Park Ave closed between Grand Central Pkwy and MLK Blvd
Oakey Blvd at I-15	9/4, 9/7	Night	ROAD CLOSURE: Oakey Blvd closed between Western Ave and MLK Blvd
Alta Dr/Bonneville Ave	9/4	Night	ROAD CLOSURE: Alta Dr/Bonneville Ave closed between Grand Central Pkwy and MLK Blvd
I-15 SB off-ramp to Sahara Ave	9/5	Night	RAMP CLOSURE: I-15 southbound off-ramp to Sahara Ave closed
US 95 NB to I-15 NB ramp	9/5, 9/6	Night	RAMP CLOSURE: Ramp from US 95 northbound to I-15 northbound closed
I-15 SB off-ramp to Charleston Blvd	9/4 - 9/7	Night	Lane restriction on I-15 southbound off-ramp to Charleston Blvd
Industrial Rd	9/4 - 9/15	Night	Lane restrictions on Industrial Rd between Wyoming Ave and New York Ave
I-15 NB & SB	9/6	Night	Aditional lane restrictions on I-15 northbound and southbound between Sahara Ave and Flamingo Rd
I-15 NB to US 95 NB ramp	Ongoing - 9/5	Night	Lane restrictions on ramp from I-15 northbound to US 95 northbound
Symphony Park Ave	Ongoing - 9/7	Day/Night	Lane restrictions on Symphony Park Ave between Grand Central Pkwy and MLK Blvd
Wyoming Ave	Ongoing - 9/8	Night	Lane restrictions on Wyoming Ave at Industrial Rd
MLK Blvd	Ongoing - 9/8	Day/Night	Lane restrictions on northbound MLK Blvd at US 95
	Ongoing - 9/8	Day/Night	Lane restrictions on northbound MLK Blvd between Oakey Blvd and Ellis Ave
Alta/Bonneville	Ongoing - 10/4	Day/Night	Lane restrictions on Alta Dr/Bonneville Ave between Grand Central Pkwy and MLK Blvd
Charleston Blvd at Grand Central Pkwy	Ongoing - October	24/7	Dedicated right turn lane from Charleston Blvd westbound to Grand Central Pkwy northbound closed
Oakey Blvd	Ongoing - 10/10	Night	Oakey Blvd reduced to one lane in each direction between Western Ave and MLK Blvd intermittently at night
I-15, Sahara to D St	Ongoing - 11/12	Night	Additional lane restrictions on I-15 northbound/southbound between Sahara Ave and D St intermittently at night
US 95, Rancho to I-15	Ongoing - 11/12	Night	Lane restrictions on US 95 northbound/southbound between Rancho Dr and I-15 intermittently at night
ONGOING MAJOR TRAFFIC IMPACTS			
I-15, Sahara to Flamingo	Ongoing - Late Sept	24/7	Inside lane and shoulder closed on I-15 northbound and southbound, approximately Sahara Ave to Flamingo Rd
Charleston Blvd on ramp to I-15 SB	Ongoing - Mid-Oct	24/7	RAMP CLOSURE: Charleston Blvd on-ramp to I-15 southbound closed
US 95 NB off-ramp to MLK Blvd	Ongoing - mid-Nov	Night	RAMP CLOSURE: Ramp from US 95 northbound to MLK Blvd closed intermittently at night
I-15 NB off-ramp to MLK Blvd			RAMP CLOSURE: Ramp from I-15 northbound to MLK Blvd closed intermittently at night
I-15 NB off-ramp to D St	Ongoing - mid-Nov	24/7	RAMP CLOSURE: I-15 northbound off-ramp to D St, City Pkwy, Washington Ave closed
I-15 NB/SB, Sahara to Alta	Ongoing - November	24/7	I-15 northbound and southbound reduced to three lanes between Sahara Ave and Alta Dr
I-15 NB/SB, Alta to D St	Ongoing - November	24/7	I-15 northbound and southbound reduced to two lanes between Alta Dr and D St
US 95 SB to I-15 SB Ramp	Ongoing - December	24/7	RAMP DETOUR/LANE REDUCTION: Ramp from US 95 southbound to I-15 southbound reduced to one lane and detoured to temporary ramp
US 95 SB to I-15 NB Ramp	Ongoing - late 2018	24/7	RAMP CLOSURE: Ramp from US 95 southbound to I-15 northbound closed
MLK Blvd on-ramp to I-15 NB	Ongoing - late 2018	24/7	RAMP CLOSURE: MLK Blvd on-ramp to I-15 northbound closed
MLK Blvd on-ramps to I-15 SB / US 95 SB	Ongoing - early 2019	24/7	RAMP CLOSURES: MLK Blvd on-ramps to I-15 southbound & US 95 southbound closed

Upcoming Work

Location	Date	Time of Day	Details
I-15 SB, Sahara Ave to Spring Mtn Rd	9/12	Night	FREEWAY CLOSURE! I-15 southbound closed between Sahara Ave and Spring Mtn Rd
I-15 NB, Spring Mtn Rd to Sahara Ave	9/17	Night	FREEWAY CLOSURE! I-15 northbound closed between Spring Mtn Rd and Sahara Ave
Flamingo Rd on-ramp to I-15 NB	9/17	Night	RAMP CLOSURE: Flamingo Rd on-ramp to I-15 northbound closed
US 95 NB & SB	9/18, 9/19, 9/20, 9/24, 9/26	Night	FREEWAY CLOSURE! US 95 closed in both directions between I-15 and MLK Blvd
I-15 SB off-ramp to Sahara Ave	9/10, 9/11, 9/13, 9/17, 9/18, 9/25, 9/26	Night	RAMP CLOSURE: I-15 southbound off-ramp to Sahara Ave closed
I-15 NB off-ramp to Charleston EB	9/10 - 11/12	24/7	LONG-TERM RAMP CLOSURE: I-15 northbound off-ramp to Charleston Blvd eastbound closed
Charleston Blvd at I-15	9/11	Night	ROAD CLOSURE: Charleston Blvd closed between Grand Central Pkwy and McDonalds
Symphony Park Ave	9/14	Night	ROAD CLOSURE: Symphony Park Ave closed between Grand Central Pkwy and MLK Blvd
US 95 NB off-ramp to Rancho Dr	9/16	Night	RAMP CLOSURE: US 95 northbound off-ramp to Rancho Dr closed
US 95 SB off-ramp to Rancho Dr	9/16	Night	RAMP CLOSURE: US 95 southbound off-ramp to Rancho Dr closed
I-15 NB to US 95 SB ramp	9/17 - 9/21, 9/24 - 9/28	Night	RAMP CLOSURE: Ramp from I-15 northbound to US 95 southbound closed (Sun-Thurs nights)
US 95 NB off-ramp to MLK	9/21 - 9/24	24/7	WEEKEND RAMP CLOSURE: US 95 northbound off-ramp to MLK Blvd closed
I-15 NB off-ramp to Sahara Ave	9/21 - 9/24	TBD	RAMP CLOSURE: I-15 northbound off-ramp to Sahara Ave closed
I-15 NB – Sahara to D St	9/24 & 9/25	Night	I-15 northbound reduced to one lane for traffic switch
MLK Blvd at US 95	9/25, 9/27	Night	ROAD CLOSURE: MLK Blvd closed at US 95
Charleston Blvd	9/28-10/1	Night	WEEKEND ROAD CLOSURE: Charleston Blvd closed between Grand Central Pkwy and McDonalds
Charleston Blvd	9/10 - 9/15	Night	Lane restrictions on Charleston Blvd in both directions between Grand Central Pkwy and Shadow Ln
I-15 SB off-ramp to Charleston Blvd	9/10 - 9/15	Night	Lane restriction on I-15 southbound off-ramp to Charleston Blvd
MLK Blvd	9/12 - 10/8	Day/Night	Lane restrictions on MLK Blvd southbound at US 95
	9/17 – 9/22	Night	Lane restrictions on northbound MLK Blvd between Oakey Blvd and Hastings Ave
Utah Ave	9/17 - 10/1	Night	Lane restrictions on Utah Ave between Industrial Rd and Fairfield Ave
Industrial Rd	9/17 - 10/12	Night	Lane restrictions on Industrial Rd between Wyoming Ave and Utah Ave.

Night work hours are generally 7pm – 6am *Dates and times subject to change due to weather and field conditions*



Tropicana Avenue Improvement Project Public Meeting Sept. 12

Special to the Las Vegas Tribune

The Nevada Department of Transportation (NDOT) is holding a public information meeting about planned East Tropicana Avenue (State Route 593) improvements between Las Vegas Boulevard and Boulder Highway, including an updated road surface, reconfigured median islands, enhanced lighting, and improved handicap accessibility with sidewalks and ramps. The meeting will inform the traveling public about the project scope and details as well as lane restrictions and travel impacts.

WHEN: 4-7 p.m., Wednesday, September 12, 2018. A presentation will be made at 5:30 p.m., followed by a brief question and answer period. The meeting will be conducted open house style with displays, maps and project staff

WHERE: Cambridge Community Center, 3930 Cambridge Street, Las Vegas, Nevada 89119.

WHY: This project will address increased vehicle and pedestrian travel in a mature urban corridor, improving operational efficiency and enhancing safety.

WHO: The public is encouraged to attend. Comments may be submitted for the public record in writing at the meeting or verbally to a court reporter who will be present at the meeting. (A Spanish translator will be available during the meeting). Written or emailed comments will be accepted through 5 p.m., Friday, September 28, 2018. Please direct comments to Devin Cartwright, P.E., Nevada Department of Transportation, 1263 S. Stewart St., Carson City, NV 89712; email: dcartwright@dot.nv.gov

SPECIAL ACCOMMODATION REQUESTS: Reasonable effort will be made to assist and accommodate physically handicapped person desiring to attend the meeting. Requests for auxiliary aids or services to assist individuals with disabilities or limited English proficiency should be made with as much advance notice as possible to: Julie Maxey, Public Hearings Officer, Nevada Department of Transportation, at (775) 888-7171 or jmaxey@dot.nv.gov

An outreach program to help the homeless to help themselves.

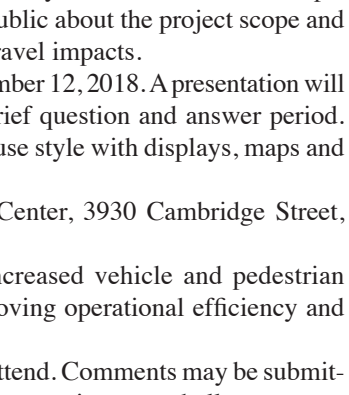

CHAPLAINSTEVENSTJOHN.COM

CRIMINAL LAW

- DUI
- Drugs
- Traffic
- Appeals



Personal Injury
Civil Matters
Felonies
Misdemeanors

De Castroverde Law Group
ATTORNEYS AT LAW
A PROFESSIONAL CORPORATION

Waldo De Castroverde
Alex J. De Castroverde
Orlando De Castroverde

1415 South Maryland Parkway
Las Vegas, Nevada 89104
Telephone: (702) 383-0606 • Fax: (702) 383-8741
Email: Alex@decastroverdelaw.com

NV-DA-20-0615-A-004074

AMERICAN OVERSIGHT

Stephanie M. Klapstein

From: Packer, Adrienne E <APacker@dot.nv.gov>
Sent: Friday, September 07, 2018 9:38 AM
To: Illia, Tony J; Division Heads DL; Operations DL
Cc: 'Gail E. Powell'; Spencer, Joseph T; Crosby, Jason D; Lee, Eden; Bonner, Lee R; Angel, John W; Pullen, Jae E; Sandhu,Bhupinder S; Lawrence, Andrew J; Easton, Robert B; Miller, Douglas L; Beauregard, Diana M; Elges, Justine F; Freeman,Jeffrey A; Keller, Dale R; Campbell, Lori A; Tuddao, Jaime B; Story, William M; Cartwright,Devin P; Wooster, Mark J; Mortensen, Cole C; Russell, Lynnette R; Maxey, Julie A; Young, Lori E; Hobdy, Guinevere; Johnson,Nicholas J; Bosch, Richard C; Fuess, Michael J; Miranda, Eduardo P; Stocks, Holli L; Castillo-Garcia, Claudia; Mueller, Tim; Kilty, Megan L; 'Kiewit - JayProskovec (Jay.Proskovec@kiewit.com)'; 'Berkley, Susan'; 'Debi.Bohnet@ch2m.com'; Gomez, Mario C; 'ChristinaDavis'; 'mkinner@gov.nv.gov'; 'kvanry@ltgov.nv.gov'; 'rknecht@controller.state.nv.us'; 'LenSavage'; 'almberg@basineng.com'; Goza-Tyner, Jessica L; Brooks, Sholeh L; 'dhstewart@gov.nv.gov'; Sever, Sean A; Lani, StephenL; Borino, Jamie; Stein, Kelly M; Yates, Michael H; Fissel, Lauren; Balcon, Catherine; Chmura,Krista; Parsons, Angela; Blackwell, Erik L; Callegari, Amanda L; 'valentine@nevadaresorts.org'; Lopez, Stephanie C; Henke, Jolie A; Cutler, Marc A; Bradley, Matthew; alosoya@ltgov.nv.gov; Ragonese, Meg; Bichelman,Jamie; Packer, Adrienne E
Subject: NDOT Media Summary: September 7, 2018
Attachments: USA Parkway-Electric AvenueSignal Project Permanent Traffic Signal Activated 2018 Press Release.docx; I-15 Lane Reduction, U.S. 93Nightly Closure Sept. 10-12 in Clark County.pdf; I-15 NB Offramp to Charleston EBTwo-Month Closure Starts Sept. 9 in Las Vegas.pdf; I-15 to Charleston EB 9.9.18.jpg



Charleston Exit from I-15 Closed Until November

https://www.reviewjournal.com/traffic/construction-to-close-i-15-las-vegas-exit-ramp-at-charleston/

https://www.nevadadot.com/Home/Components/News/News/3910/395

KLAS Channel 8
https://mms.tveyes.com/Transcript.asp?StationID=2190&DateTime=9%2F7%2F2018+6%3A23%3A48+AM&Term=NDOT&PlayClip=TRUE

Garnet Interchange Restrictions Slated for Sept. 10-12

AMERICAN OVERSIGHT

https://www.nevadadot.com/Home/Components/News/News/3912/395

Traffic Signal to be Installed at USA Parkway and Electric Avenue

http://www.kkoh.com/2018/09/06/get-ready-for-traffic-signal-at-usa-parkway/

http://www.ktvn.com/story/39041436/ndot-to-activate-permanent-traffic-signal-at-usa-parkway-electric-avenue

Road Debris Dangerous to Motorists

KTNV Channel 13
https://mms.tveyes.com/Transcript.asp?StationID=2185&DateTime=9%2F6%2F2018+11%3A03%3A45+PM&Term=Nevada+Department+of+Transportation&PlayClip=TRUE

Crashes Continue on I-11

KVVU Fox 5
https://mms.tveyes.com/Transcript.asp?StationID=2200&DateTime=9%2F6%2F2018+4%3A03%3A53+PM&Term=Nevada+Department+of+Transportation&PlayClip=TRUE

NDOT Looking for Seasonal Workers

KTVN Channel 2
https://mms.tveyes.com/Transcript.asp?StationID=3760&DateTime=9%2F7%2F2018+6%3A21%3A11+AM&Term=NDOT&PlayClip=TRUE

Durango Offramp from US 95 to Close for a Month

https://kxnt.radio.com/articles/30-day-closure-durango-ramp-95-begins-sunday

Roundabout Planned in Laughlin

http://www.mohavedailynews.com/laughlin_times/roundabout-planned-to-improve-traffic-flow/article_cd68f37e-b1f2-11e8-8ea5-bbab42e72bfa.html

Interstate 11

https://eltiempolv.com/noticias/el-nuevo-tramo-de-la-i-11-no-puede-eludir-crisis-ocasionales-en-el-puente-de-hoover-dam/

https://ktar.com/story/2203092/route-between-phoenix-las-vegas-gets-a-155m-boost-from-adot/

SR 160 Widening Project Set to Begin

https://pvtimes.com/news/major-road-project-underway-on-highway-160-near-pahrump/

AZ laying the groundwork for the future Interstate 11

https://informedinfrastructure.com/41714/arizona-laying-the-groundwork-for-the-future-interstate-11/

https://kdminer.com/news/2018/sep/07/adot-laying-groundwork-future-i-11-including-kingm/

NDOT Studying Rail Line

http://www.kunr.org/post/nevada-mining-are-dying-rail#stream/0

AMERICAN OVERSIGHT

Media

Meg distributed the attached press release regarding activation of USA Parkway/Electric Avenue signal.

Meg and NDOT maintenance supervisor Steve Cordle conducted an interview with 2 News regarding hiring for winter temporary maintenance workers.

Meg contacted 2 News to correct an inaccurate report about a wildland fire closing Pyramid Highway. The fire actually closed SR 447, potentially impacting any remaining traffic from last week's Burning Man event.

Meg distributed an update to 2 News traffic reporter Bryan Hofmann regarding a utility-related overnight ramp closure on Wells Avenue.

Meg contacted 2 News to correct an inaccurate report about a wildland fire closing Pyramid Highway. The fire actually closed SR 447, potentially impacting any remaining traffic from last week's Burning Man event.

Meg distributed an update to 2 News traffic reporter Bryan Hofmann regarding a utility-related overnight ramp closure on Wells Avenue.

Tony wrote and distributed the attached press release about an I-15 lane reduction and nightly closure of U.S. Highway 93 from September 10-12 in Clark County. The closure is needed for bridge construction of the new Garnet interchange, near Apex Industrial Park.

Tony wrote and distributed the attached press release and info-map about the I-15 northbound offramp to eastbound Charleston Blvd in Las Vegas closing for two months beginning Sunday. The closure is needed to reconstruct the Charleston Blvd exit, creating one seamless single ramp rather than the dual ramp configuration that currently exists. The work is part of "The Main Event," which is the third and most impactful phase of Project Neon.

Tony spoke with KVVU Fox 5 News anchor Cyndi Lundeberg about another fatality on the newly opened Interstate 11 being blamed on lighting. Tony explained that the new interstate meets all federal design standards, and scarce lighting is common for highways traveling through rural undeveloped areas.

Tony taped an episode of KNPR 88.9 FM's "State of Nevada" program in Las Vegas where he discussed Project Neon construction progress, toll roads, HOV lanes as well as Interstate 11's opening, fatalities, and future alignment. We additionally mentioned other projects underway, including U.S. Highway 95 Phase 2B/5, I-15 Starr interchange, and the I-15 Garnet interchange. They additionally discussed the forthcoming new Raiders Stadium and the future I-15 Tropicana Avenue interchange makeover.

Tony spoke with *Pahrump Valley Times* reporter Jeff Meehan about work starting on a $59 million widening and upgrade of State Route 160 between Mile Markers 16 and 22 in southern Clark County.

Tony spoke with KVVU Fox 5 News traffic anchor Ken Smith about a month-long closure of the southbound U.S. Highway 95 Durango Drive offramp starting Sunday in northwest Las Vegas. The closure is needed for placement storm channel underneath the ramp as part of the U.S. Highway 95 Phase 2B/5 project. Tony outlined the signed detour route.

Social Media

AMERICAN OVERSIGHT

Nevada Department of Transportation
Published by Mary Shortridge ·

16 hrs ·

We're geared up and talking with KTVN Channel 2 News about preparations to keep your roads clear this winter. Want to join us? We're hiring for temporary winter road maintainers: www.nevadadot.com/jobs



Turn on job features for this post to reach more applicants.

AMERICAN OVERSIGHT

Nevada Department of Transportation
Published by Tony Illia ·

16 hrs ·

Project Neon Overnight Closures #DTLV #VegasTraffic#NeonMainEvent



This communication, including any attachments, may contain confidential information and is intended only for the individual or entity to whom it is addressed. Any review, dissemination or copying of this communication by anyone other than the intended recipient is strictly prohibited. If you are not the intended recipient, please contact the sender by reply e-mail and delete all copies of the original message.

NEVADA DOT SAFE AND CONNECTED
Media Release

FOR IMMEDIATE RELEASE
September 6, 2018

Tony Illia, NDOT Public Information Officer
Tel: (702) 385-6509 | E-mail: tillia@dot.nv.gov

PRESS RELEASE

I-15 Northbound Offramp to Charleston Blvd Eastbound Two-Month Closure Starts September 9 in Las Vegas

LAS VEGAS, NEV. – The Nevada Department of Transportation (NDOT) will close the northbound Interstate 15 offramp to eastbound Charleston Boulevard from 10 p.m., September 9, until mid-November in downtown Las Vegas. The closure is needed to reconstruct the Charleston Boulevard exit, creating a single seamless ramp instead of the current dual ramp configuration.

The work is part of "The Main Event," the third and final phase of work for Project Neon's nearly $1 billion 4-mile-long widening of Interstate 15 from the U.S. 95 interchange to Sahara Avenue. Kiewit Infrastructure West Co. is the design-build general contractor, with Atkins North America as lead designer. Project Neon is 81 percent finished and scheduled for substantial completion in the summer of 2019.

Motorists should use caution while travelling through the work zone, heed construction signage, and take alternate detour routes, if possible. Check the Project Neon website (NDOTProjectNeon.com) or Facebook, LinkedIn, and Twitter pages (@NDOTProjectNeon) for up to date information. There is also a free smart phone app available, plus a hotline available in both English and Spanish at: 702-293-NEON (6366). NDOT works with Waze to inform the public about planned highway restrictions, but unscheduled construction changes, closures and restrictions are possible due to weather or other factors. For the latest state highway conditions, visit nvroads.com or call 511 before driving.

######

AMERICAN OVERSIGHT

NEVADA DOT SAFE AND CONNECTED
Media Release

FOR IMMEDIATE RELEASE
September 6, 2018

Tony Illia, NDOT Public Information Officer
Tel: (702) 385-6509 | E-mail: tillia@dot.nv.gov

PRESS RELEASE

I-15 Lane Reduction, U.S. 93 Nightly Closure Sept. 10-12 in Clark County

CLARK COUNTY, NEV. – The Nevada Department of Transportation (NDOT) will reduce Interstate 15 at U.S. Highway 93 to one lane in each direction from 7 p.m. until 7 a.m. nightly, starting the evening of September 10 and continuing through the morning of September 12, in Clark County. Additionally, U.S. Highway 93 will be closed under Interstate 15 during the same days and times; however, all Interstate 15 ramps will remain open.

The temporary closures are needed for bridge construction as part of the new $58 million Interstate 15 / U.S. Highway 93 Garnet Interchange project that broke ground earlier this year. Plans call for building a modified diverging diamond interchange, plus widening U.S. Highway 93 from a two-lane highway to a four-lane divided highway for five miles from the new Garnet Interchange to just north of Apex Power Parkway, among other improvements. Ames Construction is the design-build general contractor, with Horrocks Engineers as lead designer. The project should reach substantial completion by December.

Motorists should use caution while travelling through the work zone, heed construction signage, and take alternate detour routes, if possible. NDOT works with Waze to inform the public about planned highway restrictions, but unscheduled construction changes, closures and restrictions are possible due to weather or other factors. For the latest state highway conditions, visit nvroads.com or call 511 before driving.



AMERICAN OVERSIGHT

Media Release

FOR IMMEDIATE RELEASE
Sept. 6, 2018

Nevada Department of Transportation
Meg Ragonese, Public Information Officer
E-mail: mragonese@dot.state.nv.us
Phone: (775) 888-7172 / (775) 443-5926

NDOT TO ACTIVATE PERMANENT TRAFFIC SIGNAL AT USA PARKWAY AND ELECTRIC AVENUE

CARSON CITY, Nev. – Beginning this weekend, drivers will see a permanent traffic signal activated at USA Parkway and Electric Avenue as part of Nevada Department of Transportation improvements for smoother travel.

Beginning at 6 p.m. Friday, Sept. 7 through approximately 7 p.m. Saturday, Sept. 8, drivers will see intermittent single lane closures on USA Parkway at Electric Avenue as the traffic signal heads are installed and activated.

Drivers should be attentive and prepared to stop at the new signal. Motorists are advised to drive safely and attentively, yielding and following all traffic guidance from roadway signage and signals. Once activated, maintenance and operation of the signal will be under the purview of Storey County.

In addition to the new four-way signal, two left turn lanes have been installed from southbound USA Parkway to eastbound Electric Avenue. A dedicated merge lane has also been constructed allowing traffic to more safely merge from Electric Avenue onto northbound USA Parkway. The signal and turn lanes will allow for designated and safer turns for heavy commute traffic turning across USA Parkway to warehouse and manufacturing centers on Electric Avenue. Roadway lighting has also been improved.

In April, NDOT installed two temporary traffic signals at USA Parkway and Waltham Way, as well as the northbound USA Parkway intersection with the I-80 westbound off-ramp. Through the coming year, the temporary traffic signals will be removed and a permanent signal installed at the northbound USA Parkway intersection with the I-80 westbound off-ramp, providing designated turns for traffic turning from I-80 westbound to USA Parkway and reducing the potential of traffic back-ups on to the interstate.

State road project information is available at nevadadot.com or by dialing (775) 888-7000.

# # #

AMERICAN OVERSIGHT

UPCOMING RAMP CLOSURE

I-15 NB TO CHARLESTON BLVD EB OFF-RAMP

Closed September 9 at 10pm until Mid-November

PROJECT NEON Las Vegas



#NeonMainEvent

NV-DA-20-0615-A-004083

AMERICAN OVERSIGHT

NDOTPROJECTNEON.COM ● 702.293.NEON (6366) ● 320 WALL ST, LAS VEGAS, NV 89102 waze

Stephanie M. Klapstein

From: Packer, Adrienne <APacker@dot.nv.gov>
Sent: Thursday, November 08, 2018 8:20 AM
To: Illia, Anthony; Division Heads DL; Operations DL
Cc: 'Gail E. Powell'; Spencer, Joseph; Crosby, Jason; Lee, Eden; Bonner, Robert; Angel, John; Pullen, Jae; Sandhu, Bhupinder; Lawrence, Andrew; Easton,Robert B; Miller, Douglas; Beauregard, Diana M; Elges, Justine; Freeman,Jeffrey A; Keller, Dale; Campbell, Lori; Tuddao, Jaime; Story, William; Cartwright,Devin; Wooster, Mark; Mortensen, Cole; Russell, Lynnette; Maxey, Julie; Young, Lori; Hobdy, Guinevere; Johnson,Nicholas; Bosch, Richard; Fuess, Michael; Miranda, Eduardo; Stocks, Holli; Castillo-Garcia, Claudia; Mueller, Timothy; Kilty, Megan; 'Kiewit - JayProskovec (Jay.Proskovec@kiewit.com)'; 'Berkley,Susan'; 'Debi.Bohnet@ch2m.com'; Gomez, Mario; 'Christina Davis'; 'mkinner@gov.nv.gov'; 'kvanry@ltgov.nv.gov'; 'rknecht@controller.state.nv.us'; 'LenSavage'; 'almberg@basineng.com'; Goza-Tyner, Jessica; Brooks, Sholeh; 'dhstewart@gov.nv.gov'; Sever, Sean; Lani, Stephen; Borino, Loren; Stein, Kelly; Yates, Michael; Fissel, Lauren; Balcon, Catherine; Chmura,Krista; Parsons, Angela; Blackwell, Erik; Callegari, Amanda; 'valentine@nevadaresorts.org'; Lopez, Stephanie; Henke, Jolie; Cutler, Marc; Bradley, Matthew; alosoya@ltgov.nv.gov; Ragonese, Meg; Bichelman,Jamie; Packer, Adrienne
Subject: NDOT Media Summary: November 8, 2018



Project Neon Restrictions, Closures

https://www.fox5vegas.com/news/spaghetti-bowl-construction-can-be-avoided-with-these-detours/article_da29165e-e2ec-11e8-a7a3-e33a5d54467a.html

SR 160 Blasting Resumes Today, Some Residents Express Concerns

KLAS Channel 8
https://mms.tveyes.com/Transcript.asp?StationID=2190&DateTime=11%2F8%2F2018+6%3A25%3A18+AM&Term=NDOT&PlayClip=TRUE

State Responds to Churches Lawsuit Against Project Neon

AMERICAN OVERSIGHT

KTNV Channel 13
https://mms.tveyes.com/Transcript.asp?StationID=2185&DateTime=11%2F7%2F2018+5%3A01%3A57+PM&Term=NDOT&PlayClip=TRUE

Various

Boulder City Sees Additional Citations Related to I-11
https://bouldercityreview.com/news/miller-easily-wins-re-election-49135/

Media

Reno Gazette Journal reporter Yvonne Beasley contacted Meg regarding an upcoming story on the USA Parkway extension after the roadway being open for one year. Over the coming weeks, reporter will be looking for information on USA Parkway traffic counts as well as information on any upcoming improvements for commuters to and from TRIC. Meg will provide info on the I-80 corridor study, quad-county transit study and more.

Tony spoke with *Rocky Mountain Construction* magazine reporter Debra Wood about Project Neon construction and design details for an upcoming story.

Social Media

Project Neon @NDOTProjectNeon
#ProjectNeonLV



AMERICAN OVERSIGHT

Nevada Department of Transportation
Published by Tony Illia ·
16 hrs ·
Project Neon Overnight Closures #DTLV #VegasTraffic

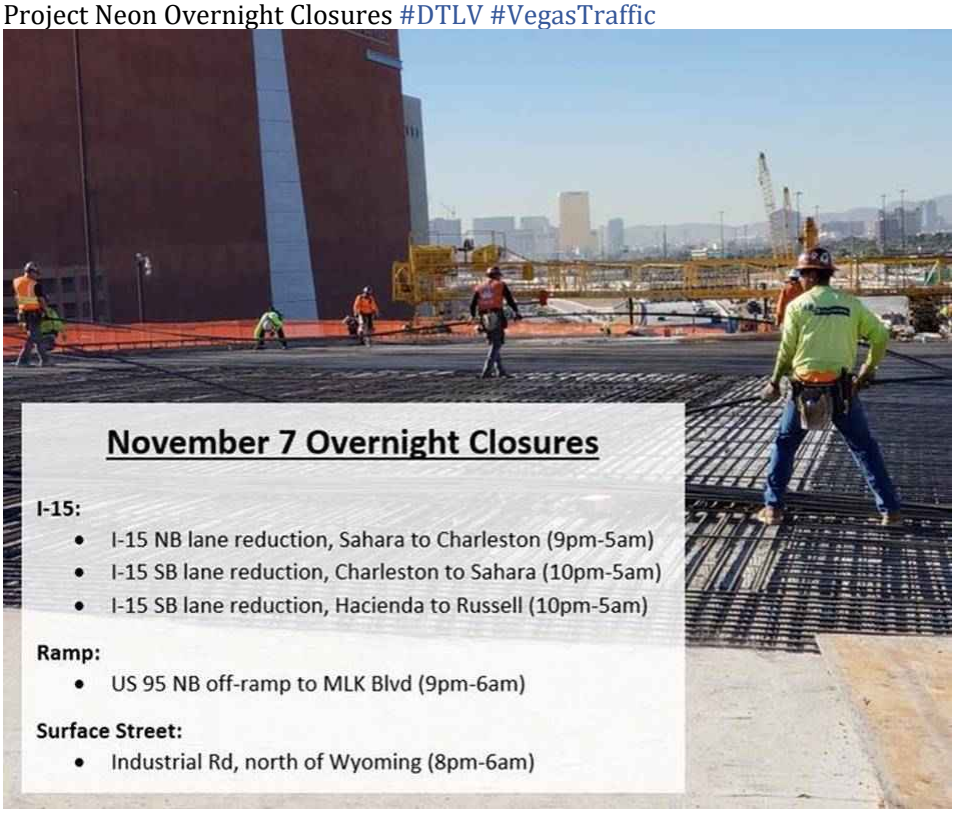

Nevada Department of Transportation
Published by Mary Shortridge ·
Yesterday at 8:10 AM ·
One more day to give your feedback on preliminary planning for potential corridor options for the future I-11 connecting Las Vegas and northwestern Nevada!

AMERICAN OVERSIGHT
NV-DA-20-0615-A-004086

We hosted public meetings to gather public input to identify corridor alternatives within the general U.S. 95 vicinity. And, we've used that feedback and technical analysis to develop a more refined range of recommended corridors. Click here for the report - https://bit.ly/2ydfx7u - and then e-mail kverre@dot.nv.gov by tomorrow with your feedback. I11study.com



This communication, including any attachments, may contain confidential information and is intended only for the individual or entity to whom it is addressed. Any review, dissemination or copying of this communication by anyone other than the intended recipient is strictly prohibited. If you are not the intended recipient, please contact the sender by reply e-mail and delete all copies of the original message.

AMERICAN OVERSIGHT

Stephanie M. Klapstein

From: Andrew Clinger <aclinger@gov.nv.gov>
Sent: Friday, April 20, 2018 10:11 AM
To: MerkowitzJ@cdfi.treas.gov
Cc: Derek Armstrong; Cory Hunt
Subject: Nevada Opportunity Zone submittal

Jeff,

I've been working with Derek and Cory in our office of economic development on our Opportunity Zone submittal. I wanted to check with you if there was a time cut off for the Opportunity Zone submittal. The Governor is traveling today and will not be in until late in the afternoon.

Regards,

Andrew Clinger
Senior Advisor
Office of Governor Brian Sandoval
101 North Carson Street
Carson City, NV 89701
T: 775-684-5670|D: 775-684-5667|F: 775-684-5683|E: aclinger@gov.nv.gov

AMERICAN OVERSIGHT

Stephanie M. Klapstein

From: Andrew Clinger <aclinger@gov.nv.gov>
Sent: Friday, April 20, 2018 10:11 AM
To: MerkowitzJ@cdfi.treas.gov
Cc: Derek Armstrong; Cory Hunt
Subject: Nevada Opportunity Zone submittal

Jeff,

I've been working with Derek and Cory in our office of economic development on our Opportunity Zone submittal. I wanted to check with you if there was a time cut off for the Opportunity Zone submittal. The Governor is traveling today and will not be in until late in the afternoon.

Regards,

Andrew Clinger
Senior Advisor
Office of Governor Brian Sandoval
101 North Carson Street
Carson City, NV 89701
T: 775-684-5670|D: 775-684-5667|F: 775-684-5683|E: aclinger@gov.nv.gov

AMERICAN OVERSIGHT

Stephanie M. Klapstein

From: Mike Kazmierski <kazmierski@edawn.org>
Sent: Friday, May 04, 2018 2:04 PM
To: Andrew Clinger (aclinger@gov.nv.gov)
Subject: Nevada O-Zone Requested Nominations (Griffin Co - GSD Nevada)
Attachments: Nevada O-Zone Analysis (Griffin Co-GSD Nevada).pdf; Lyon Non-LIC (No Dayton Along US 50).pdf; Reno LIC (Shopper Square - South of Midtown Tract).pdf; GOED LIC (LV Next South of Convention Center Tract).pdf; GOED LIC (LV South Convention Center).pdf; Reno LIC (Midtown).pdf; Ref 6 Reno Land & CrossroadsCensus Tract (Lyon County-Fernely).pdf

Andrew

How is this going with the Governor? I know you are engaged and I don't want to stick my nose into something you have under control but from the economic development perspective this could be bigger than Tesla and help to further diversity our economy in the long run. The O Zone is critical to this development. Lance and his gang will make no money off this designation as he has already sold off all of his land. Do you think it would help if I bring the Blockchain Inc. CEO, Jeff Berns, by to meet the Governor? He is willing to really engage and help the state in many ways but needs this designation.

Thanks

Mike

From: Joel Grace [mailto:jgrace@renolandinc.com]
Sent: Friday, May 04, 2018 1:24 PM
To: Mike Kazmierski <kazmierski@edawn.org>
Subject: Fwd: Nevada O-Zone Requested Nominations (Griffin Co - GSD Nevada)

Get Outlook for iOS

From: Brad Mamer <brad.mamer@gsdnv.com>
Sent: Sunday, April 22, 2018 11:13:00 AM
To: John Griffin; Adam Kramer; Jon Porter
Subject: FW: Nevada O-Zone Requested Nominations (Griffin Co - GSD Nevada)

Gents,

This is a resend of our analysis from yesterday, so if you did not receive it originally read the thread below. Based on Jon Porter question regarding the Las Vegas World Trade Center, I just talked to Steve Hill and asked if the "South Convention Center" site could be a possible location for the trade center. Steve said there are no current plans for an actual building, but if a structure was planned, it might be part of the a planned replacement of the South Hall. So that may be why it was added.

AMERICAN OVERSIGHT

In any case, pushing back to GOED for a replacement of one of its two nominations may be the best choice. Otherwise the two NNDA-related site are attached as “Lyon Non-LIC (No Dayton Along US 50)” and “Ref 6 Reno Land & Crossroads Census Tract.”

The two Reno sites are also attached, but we largely left them out of our discussions.

Brad Mamer | Managing Partner | GSD Nevada, LLC
10161 Park Run Drive, Suite 150, Las Vegas, Nevada 89145
Cell: (702) 556-0372 | Fax: (702) 995-7565
brad.mamer@gsdnv.com | www.gsdnevada.com

This communication, including any attachments, may contain confidential information and is intended only for the individual or entity to which it is addressed. Any review, dissemination, or copying of this communication by anyone other than the intended recipient is strictly prohibited. If you are not the intended recipient, please contact the sender by reply e-mail and delete all copies of the original message.

AMERICAN OVERSIGHT

Reno Shopper's Square

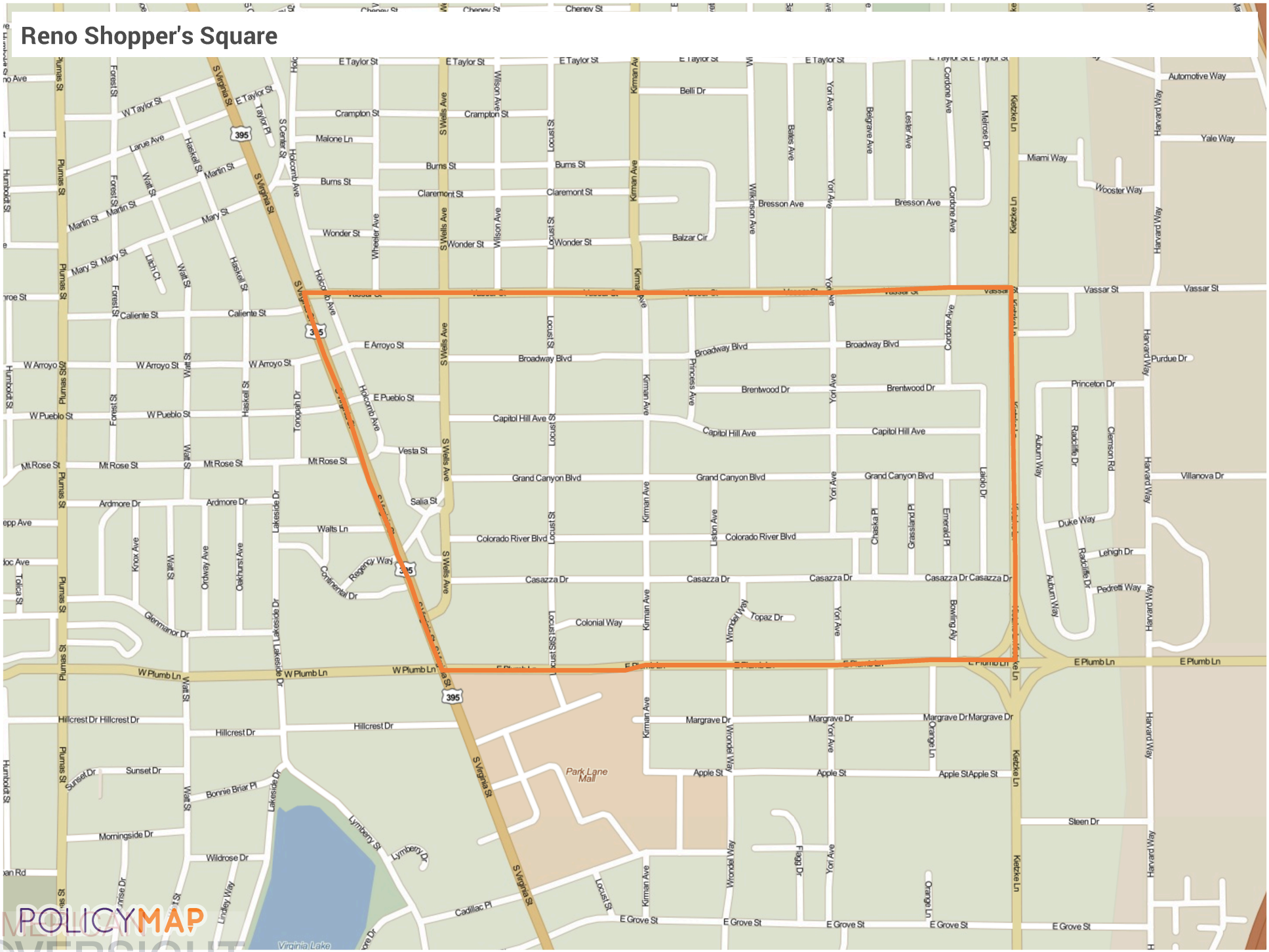

POLICYMAP
AMERICAN OVERSIGHT

NV-DA-20-0615-A-004092

Reno Midtown

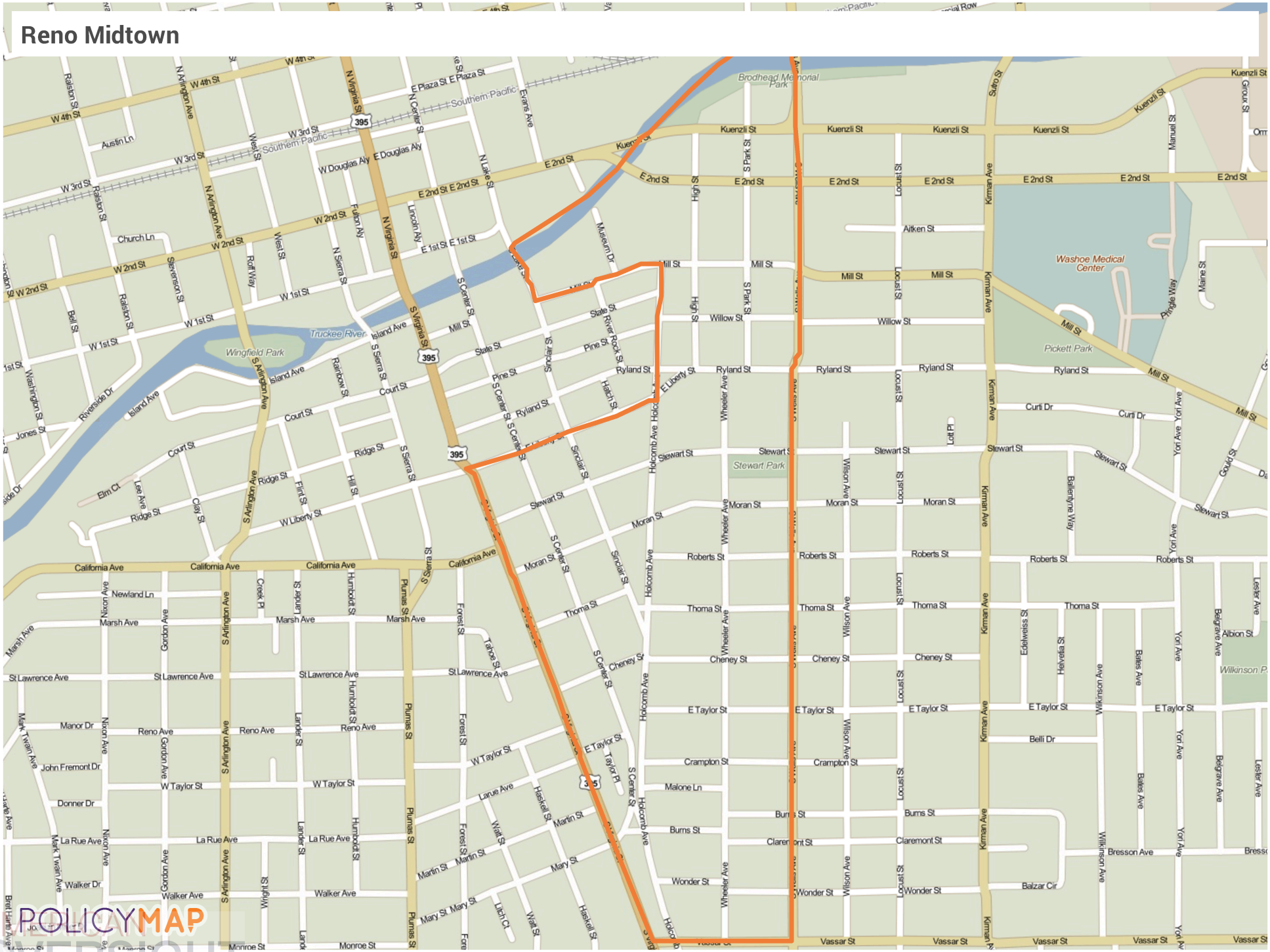
Brodhead Memorial Park
Washoe Medical Center
Pickett Park
Stewart Park
Wingfield Park
Truckee River
Southern Pacific
W 4th St
W 3rd St
W 2nd St
W 1st St
E 2nd St
E 1st St
Kuenzli St
Mill St
Willow St
Ryland St
Stewart St
Moran St
Roberts St
Thoma St
Cheney St
E Taylor St
Crampton St
Malone Ln
Burns St
Claremont St
Wonder St
Balzar Cir
Belli Dr
Aitken St
Curti Dr
California Ave
Marsh Ave
St Lawrence Ave
Reno Ave
W Taylor St
La Rue Ave
Walker Ave
Monroe St
Vassar St
Bresson Ave
Albion St
Island Ave
Court St
Ridge St
W Liberty St
Newland Ln
Manor Dr
Donner Dr
John Fremont Dr
Walker Dr
Lane Ave
Martin St
Mary St
Wright St
Lutch Ct
Watt St
Haskell St
Forest St
Lander St
Humboldt St
Plumas St
Nixon Ave
Gordon Ave
S Arlington Ave
Creek Pl
Clay St
Lee Ave
Elm Ct
Riverside Dr
Jones St
Washington St
Bell St
Ralston St
Stevenson St
Roff Way
West St
Austin Ln
Church Ln
Fulton Alley
Lincoln Alley
Rainbow St
Hill St
Flint St
Sinclair St
Holcomb Ave
Wheeler Ave
Wilson Ave
Locust St
Kirman Ave
Yori Ave
Belgrave Ave
Lester Ave
Bates Ave
Wilkinson Ave
Edelweiss St
Helvetia St
Ballerina Way
Gould St
Maine St
Prightly Way
Kuenzli St
Manuel St
Groux St
Evans Ave
Museum Dr
High St
S Park St
Locust St
Kirman Ave
Scrugs St
N Virginia St
S Virginia St
N Center St
S Center St
S Sierra St
N Lake St
Fulton Alley
Lincoln Alley
Rainbow St
Sinclair St
Hatch St
Pine St
State St
River Rock St
Island Ave
Mill St
E Liberty St
Curti Dr
Lott Pl
Yori Ave
Gould St
Ballerina Way
Helvetia St
Edelweiss St
Wilkinson Ave
Bates Ave
Belgrave Ave
Albion St
Lester Ave
Wilkinson P
Mark Twain Ave
Bret Harte Ave
Wright St
Monroe St
Walker Ave
Martin St
Mary

Reno Land Inc. & Crossroads Census Tract (Lyon County-Fernley)

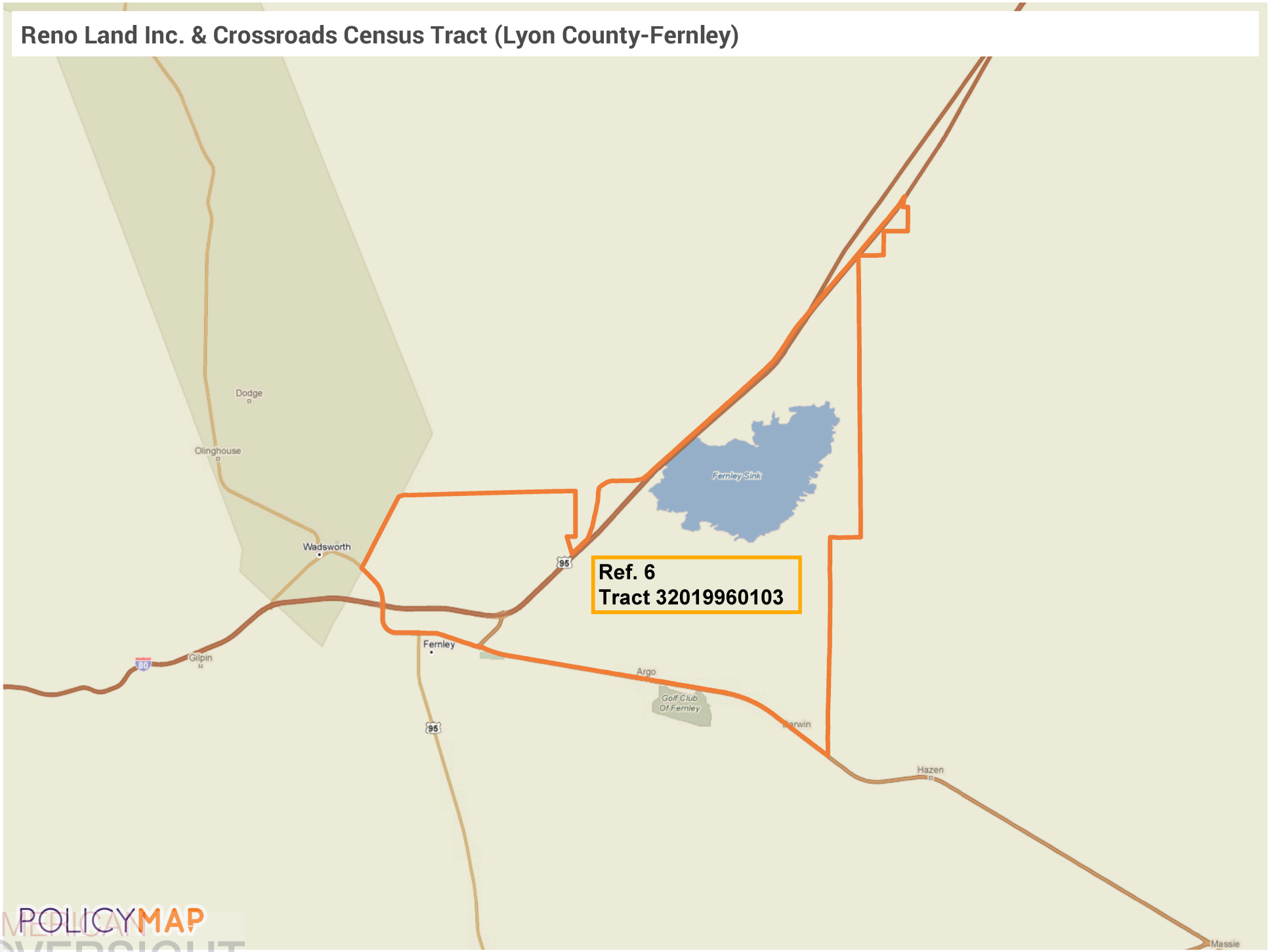

POLICYMAP
AMERICAN OVERSIGHT

List of Nevada Opportunity Zones

	2010 Census Tract Number	Category	Nominating Entity
1	32510000600	LIC	Carson City/NNDA
2	32001950500	LIC	Churchill County
3	32003005200	LIC	City of Henderson
4	32003005421	LIC	City of Henderson
5	32003005422	LIC	City of Henderson
6	32003005438	LIC	City of Henderson
7	32003000103	LIC	City of Las Vegas
8	32003000105	LIC	City of Las Vegas
9	32003000106	LIC	City of Las Vegas
10	32003000201	LIC	City of Las Vegas
11	32003000203	LIC	City of Las Vegas
12	32003000301	LIC	City of Las Vegas
13	32003000401	LIC	City of Las Vegas
14	32003000402	LIC	City of Las Vegas
15	32003000403	LIC	City of Las Vegas
16	32003000510	LIC	City of Las Vegas
17	32003000520	LIC	City of Las Vegas
18	32003000521	LIC	City of Las Vegas
19	32003000522	LIC	City of Las Vegas
20	32003000523	LIC	City of Las Vegas
21	32003000600	LIC	City of Las Vegas
22	32003000700	LIC	City of Las Vegas
23	32003000800	LIC	City of Las Vegas
24	32003001100	LIC	City of Las Vegas
25	32003001300	LIC	City of Las Vegas
26	32003002201	LIC	City of Las Vegas
27	32003002905	LIC	City of Las Vegas
28	32003003006	LIC	City of Las Vegas
29	32003003616	LIC	City of North Las Vegas
30	32003003700	LIC	City of North Las Vegas
31	32003003800	LIC	City of North Las Vegas
32	32003004000	LIC	City of North Las Vegas
33	32003004302	LIC	City of North Las Vegas
34	32031000101	LIC	City of Reno
35	32031000102	LIC	City of Reno
36	32031000201	LIC	City of Reno-Shipper's Square
37	32031000202	LIC	City of Reno-Midtown
38	32031000900	LIC	City of Reno
39	32031001009	LIC	City of Reno
40	32031001502	LIC	City of Reno
41	32003001501	LIC	Clark County
42	32003001607	LIC	Clark County
43	32003001801	LIC	Clark County
44	32003001901	LIC	Clark County
45	32003002404	LIC	Clark County
46	32003002506	LIC	Clark County
47	32003002603	LIC	Clark County
48	32003002847	LIC	Clark County
49	32003002962	LIC	Clark County
50	32003005005	LIC	Clark County
51	32003006800	LIC	Clark County
52	32003007800	LIC	Clark County
53	32003002403	LIC	GOED-South Convention Center
54	32003002405	LIC	GOED-Next South Convention Center
55	32019960201	LIC	Lyon/NNDA
56	32019960302	Non-LIC	Lyon/NNDA-No Dayton
57	32023960401	LIC	NCREDA
58	32019960103	LIC	NNDA
59	32031940200	LIC	Pyramid Lake Paiute Tribe
60	32031003101	LIC	Sparks
61	32007951500	LIC	West Wendover

Reno Land Related

	Nominating Entity	Nominating Entity	Nominating Entity
1	32031000101	Undisclosed	Project XYZ
		SJDC P3	Second Judicial District Court
2	32031000102	Undisclosed	Project XYZ
		Undisclosed	Reno Land Inc
3	32031000900	Park Lane Mall	Reno Land Inc
4	32019960201	NNIC	NNIC
			NNIC w/ Project Derby
5	32029970200	TRIC	Reno Land Inc
		Painted Rock	
6	32019960103	Undisclosed	Reno Land Inc
		Crossroads	Crossoads Commerce Center

AMERICAN OVERSIGHT

Lyon Non-LIC (No Dayton)

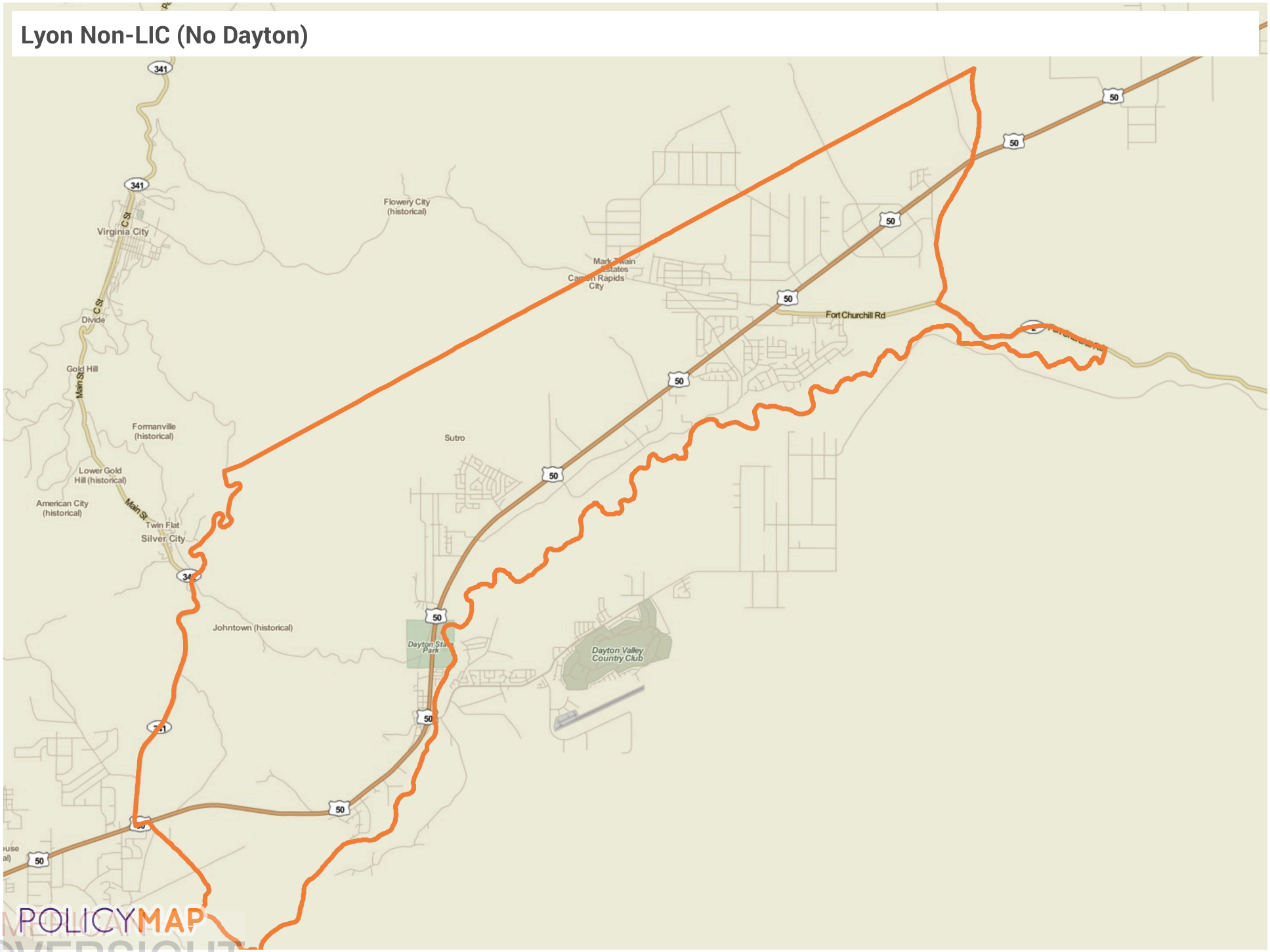

POLICYMAP
AMERICAN OVERSIGHT

NV-DA-20-0615-A-004096

GOED No. 1 (LV So. Convention Center)

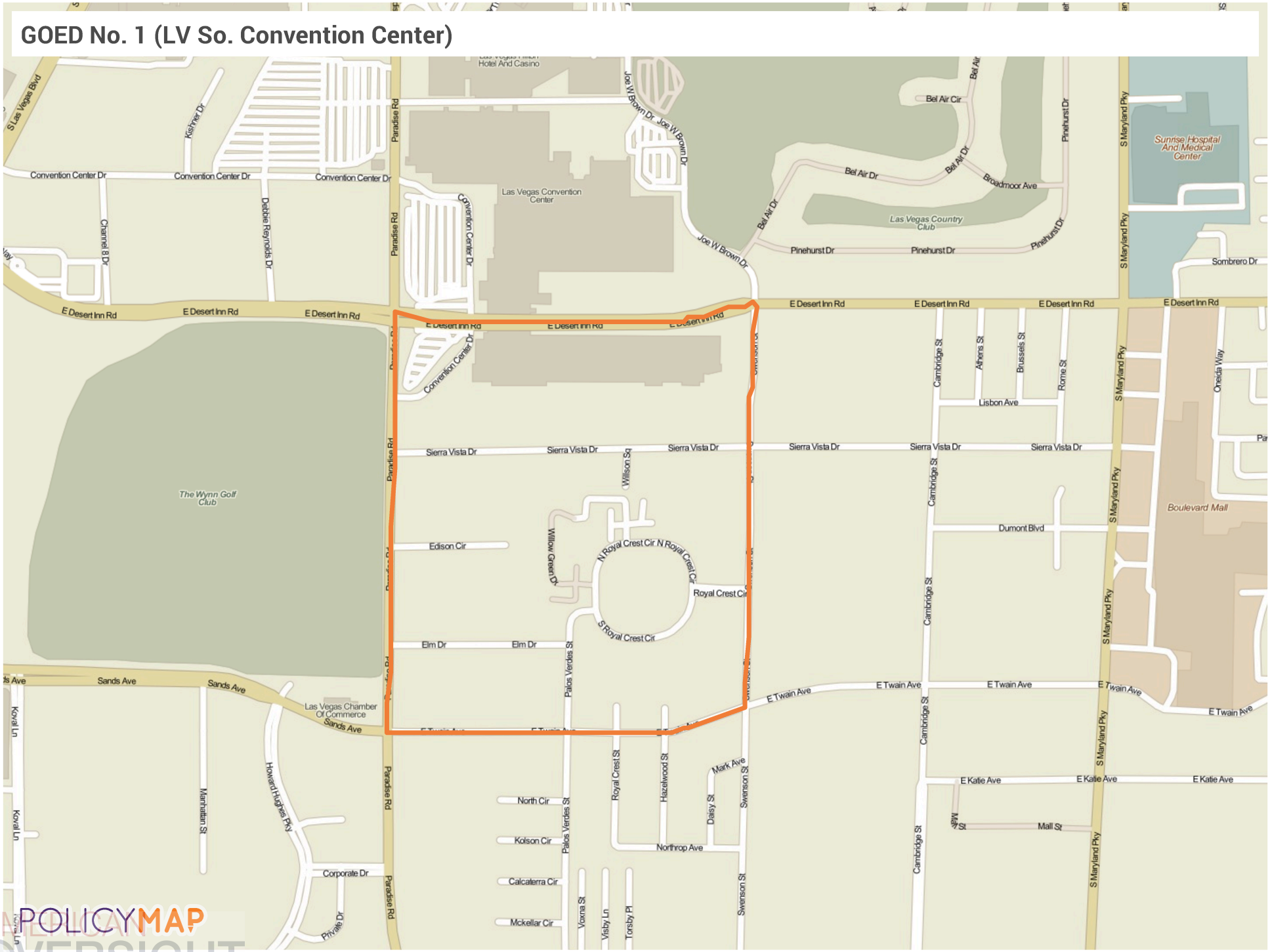

POLICYMAP
AMERICAN OVERSIGHT

NV-DA-20-0615-A-004097

GOED No. 2 (LV Next Tract So of GOED No. 1)

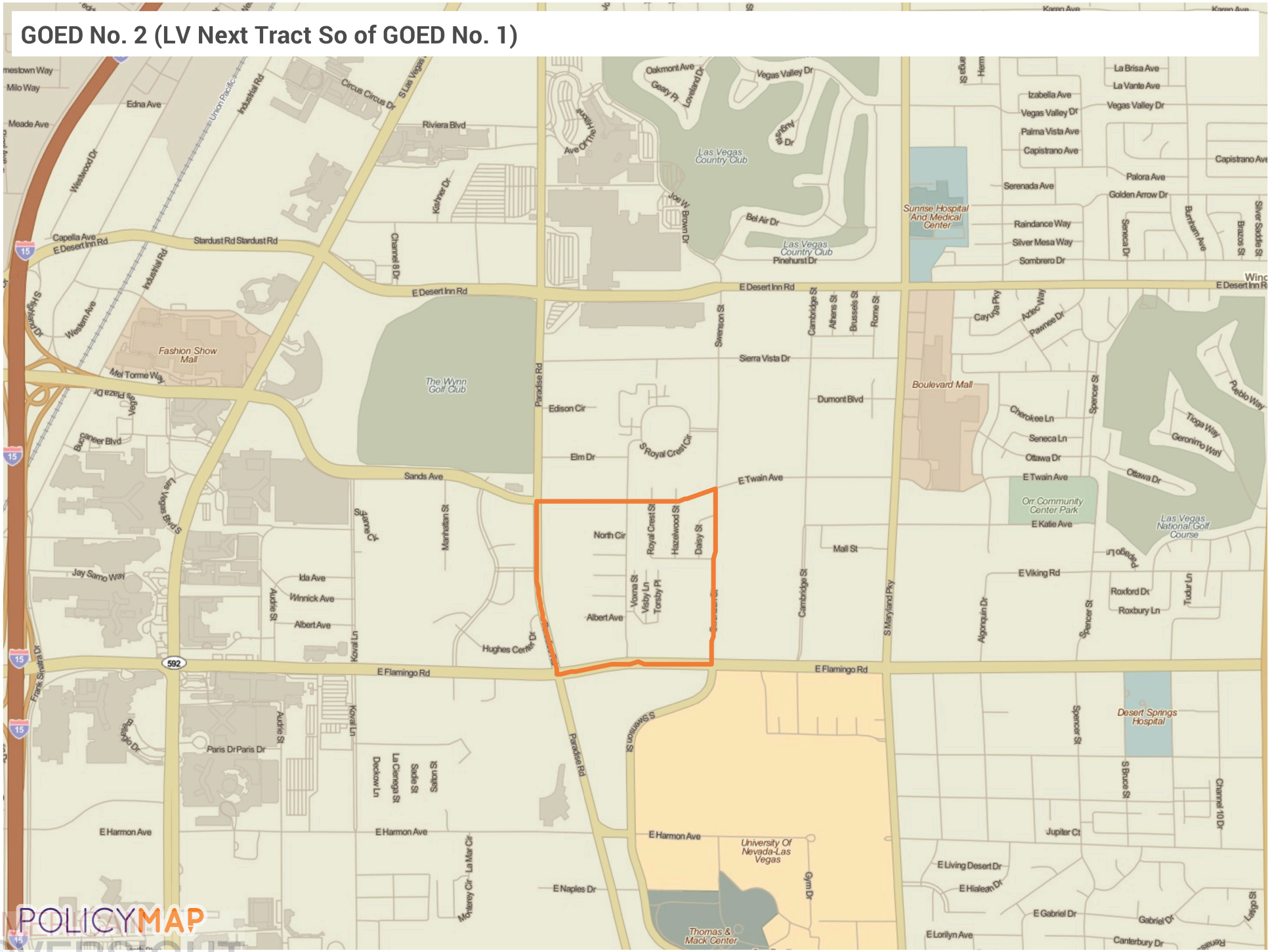

POLICYMAP
OVERSIGHT

NV-DA-20-0615-A-004098

Stephanie M. Klapstein

From: Mike Kazmierski <kazmierski@edawn.org>
Sent: Friday, May 04, 2018 2:04 PM
To: Andrew Clinger (aclinger@gov.nv.gov)
Subject: Nevada O-Zone Requested Nominations (Griffin Co - GSD Nevada)
Attachments: Nevada O-Zone Analysis (Griffin Co-GSD Nevada).pdf; Lyon Non-LIC (No Dayton Along US 50).pdf; Reno LIC (Shopper Square - South of Midtown Tract).pdf; GOED LIC (LV Next South of Convention Center Tract).pdf; GOED LIC (LV South Convention Center).pdf; Reno LIC (Midtown).pdf; Ref 6 Reno Land & CrossroadsCensus Tract (Lyon County-Fernely).pdf

Andrew

How is this going with the Governor? I know you are engaged and I don't want to stick my nose into something you have under control but from the economic development perspective this could be bigger than Tesla and help to further diversity our economy in the long run. The O Zone is critical to this development. Lance and his gang will make no money off this designation as he has already sold off all of his land. Do you think it would help if I bring the Blockchain Inc. CEO, Jeff Berns, by to meet the Governor? He is willing to really engage and help the state in many ways but needs this designation.

Thanks

Mike

From: Joel Grace [mailto:jgrace@renolandinc.com]
Sent: Friday, May 04, 2018 1:24 PM
To: Mike Kazmierski <kazmierski@edawn.org>
Subject: Fwd: Nevada O-Zone Requested Nominations (Griffin Co - GSD Nevada)

Get Outlook for iOS

From: Brad Mamer <brad.mamer@gsdnv.com>
Sent: Sunday, April 22, 2018 11:13:00 AM
To: John Griffin; Adam Kramer; Jon Porter
Subject: FW: Nevada O-Zone Requested Nominations (Griffin Co - GSD Nevada)

Gents,

This is a resend of our analysis from yesterday, so if you did not receive it originally read the thread below. Based on Jon Porter question regarding the Las Vegas World Trade Center, I just talked to Steve Hill and asked if the "South Convention Center" site could be a possible location for the trade center. Steve said there are no current plans for an actual building, but if a structure was planned, it might be part of the a planned replacement of the South Hall. So that may be why it was added.

AMERICAN OVERSIGHT

In any case, pushing back to GOED for a replacement of one of its two nominations may be the best choice. Otherwise the two NNDA-related site are attached as “Lyon Non-LIC (No Dayton Along US 50)” and “Ref 6 Reno Land & Crossroads Census Tract.”

The two Reno sites are also attached, but we largely left them out of our discussions.

Brad Mamer | Managing Partner | GSD Nevada, LLC
10161 Park Run Drive, Suite 150, Las Vegas, Nevada 89145
Cell: (702) 556-0372 | Fax: (702) 995-7565
brad.mamer@gsdnv.com | www.gsdnevada.com



This communication, including any attachments, may contain confidential information and is intended only for the individual or entity to which it is addressed. Any review, dissemination, or copying of this communication by anyone other than the intended recipient is strictly prohibited. If you are not the intended recipient, please contact the sender by reply e-mail and delete all copies of the original message.

AMERICAN OVERSIGHT

Reno Shopper's Square

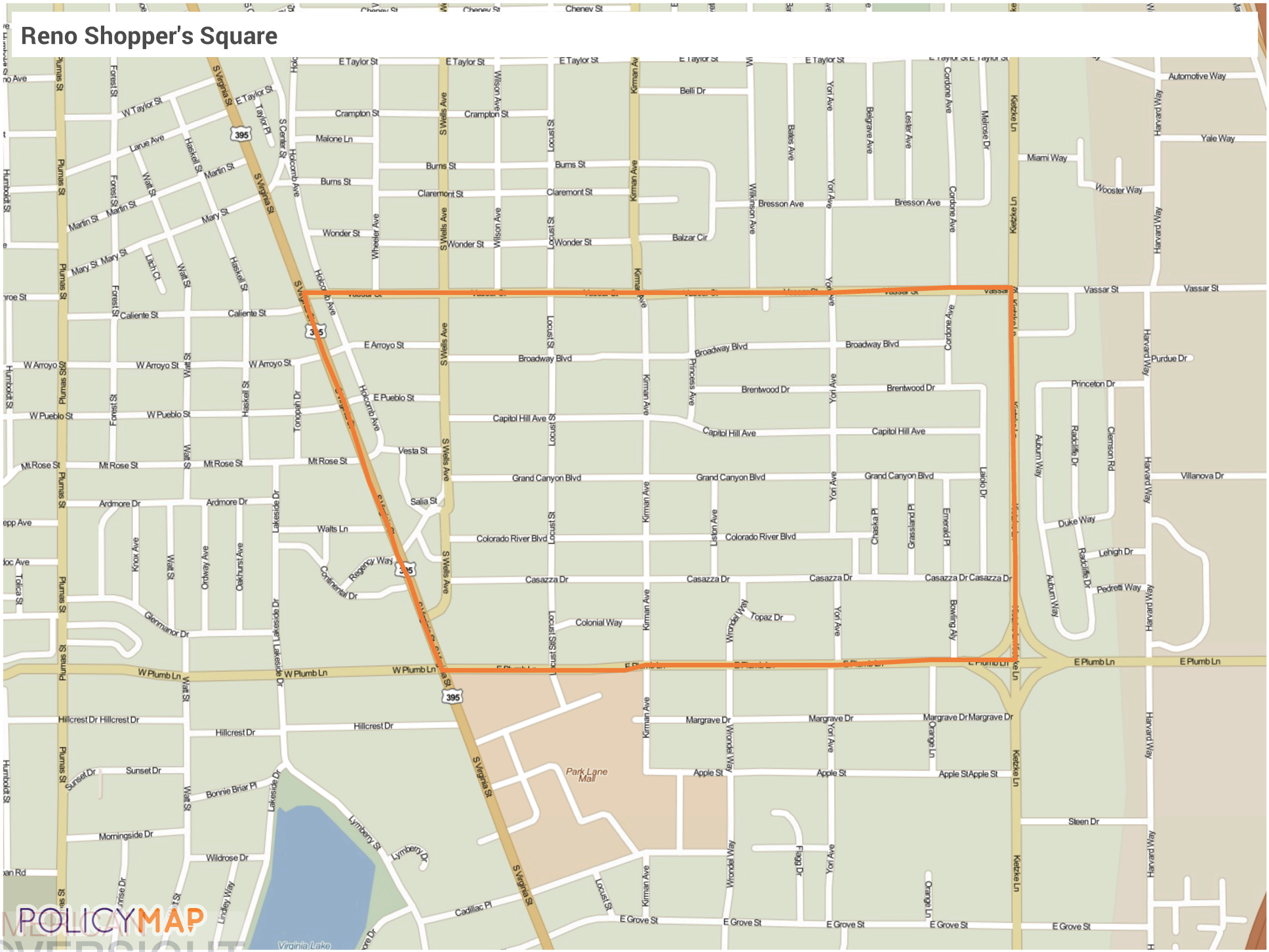

POLICYMAP
AMERICAN OVERSIGHT

NV-DA-20-0615-A-004101

Reno Midtown

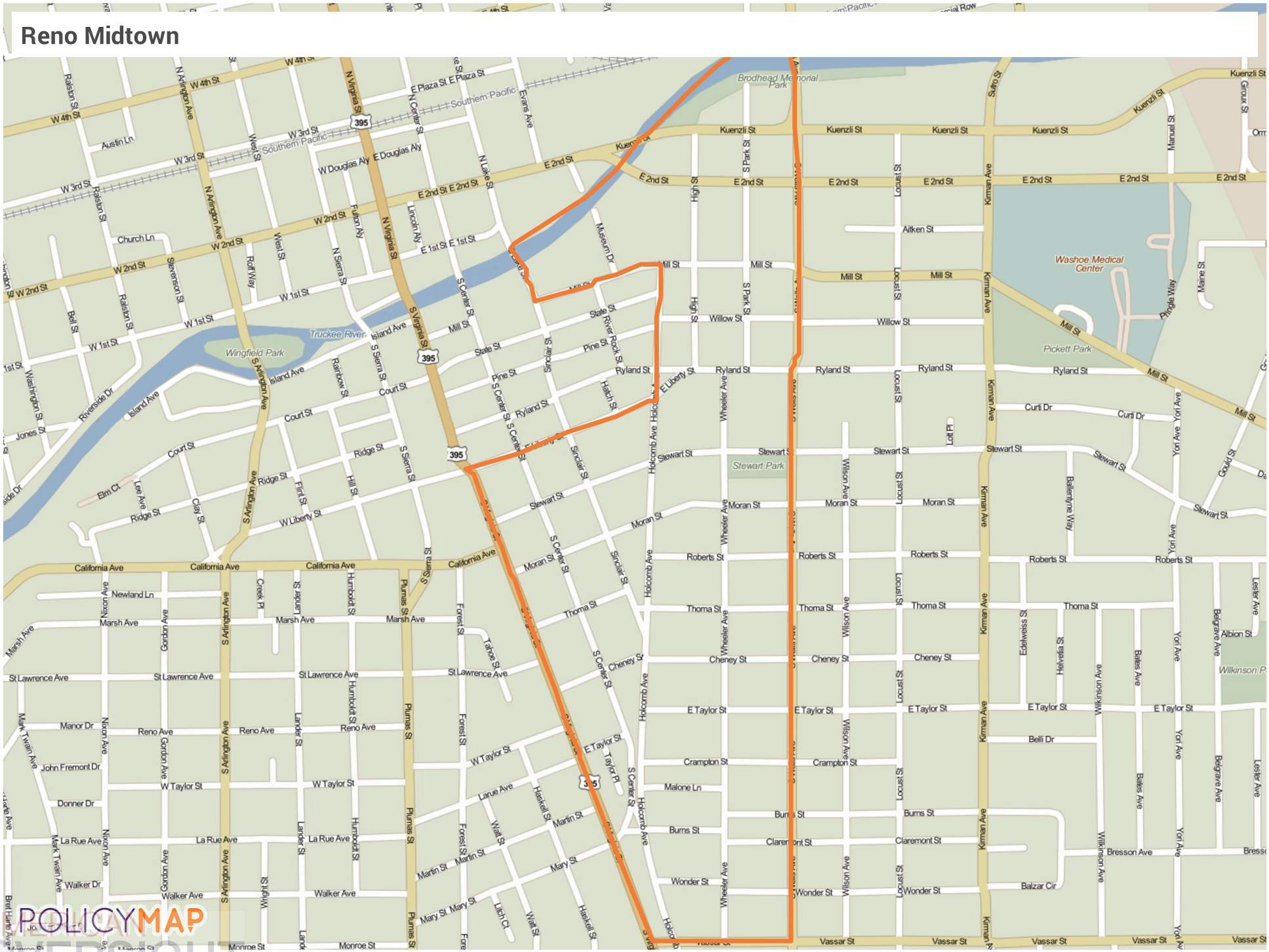
Brodhead Memorial Park
Washoe Medical Center
Pickett Park
Stewart Park
Wingfield Park
Truckee River
Southern Pacific
N Virginia St
S Virginia St
S Arlington Ave
Kuenzli St
E 2nd St
W 2nd St
W 1st St
Mill St
Ryland St
Stewart St
Moran St
Roberts St
Thoma St
Cheney St
E Taylor St
Crampton St
Belli Dr
Burns St
Claremont St
Wonder St
Balzar Cir
Bresson Ave
Vassar St
California Ave
W Liberty St
Court St
Ridge St
Island Ave
Marsh Ave
St Lawrence Ave
Reno Ave
W Taylor St
La Rue Ave
Walker Ave
Monroe St
Aitken St
Willow St
Curti Dr
Albion St
Wilkinson Ave
Yori Ave
Kirman Ave
Locust St
Wheeler Ave
Holcomb Ave
Wilson Ave
Sinclair St
Lott Pl
Ballerina Way
Edelweiss St
Helvetia St
Bates Ave
Belgrave Ave
Lester Ave
Gould St
Maine St
Prightly Way
Manuel St
Groux St
Evans Ave
Museum Dr
Lincoln Aly
Fulton Aly
W Douglas Aly
E Douglas Aly
Austin Ln
Church Ln
Newland Ln
Manor Dr
Donner Dr
John Fremont Dr
Mark Twain Ave
Walker Dr
Wright St
Lander St
Humboldt St
Plumas St
Forest St
Tahoe St
Martin St
Mary St
Haskell St
Watt St
Litch Ct
Taylor Pl
Creek Pl
Clay St
Hill St
Flint St
Elm Ct
Lee Ave
Riverside Dr
Washington St
Jones St
Bell St
Stevenson St
Roff Way
West St
Ralston St
Austin Ln
Rainbow St
Sierra St
Pine St
State St
River Rock St
Hatch St
E Liberty St
High St
S Park St
S Center St
Nixon Ave
Gordon Ave
Belli Dr
Curti Dr
Aitken St
Willow St
Mill St
Ryland St
Stewart St
Moran St
Roberts St
Thoma St
Cheney St
E Taylor St
Crampton St
Malone Ln
Burns St
Claremont St
Wonder St
Balzar Cir
Bresson Ave
Vassar

Reno Land Inc. & Crossroads Census Tract (Lyon County-Fernley)

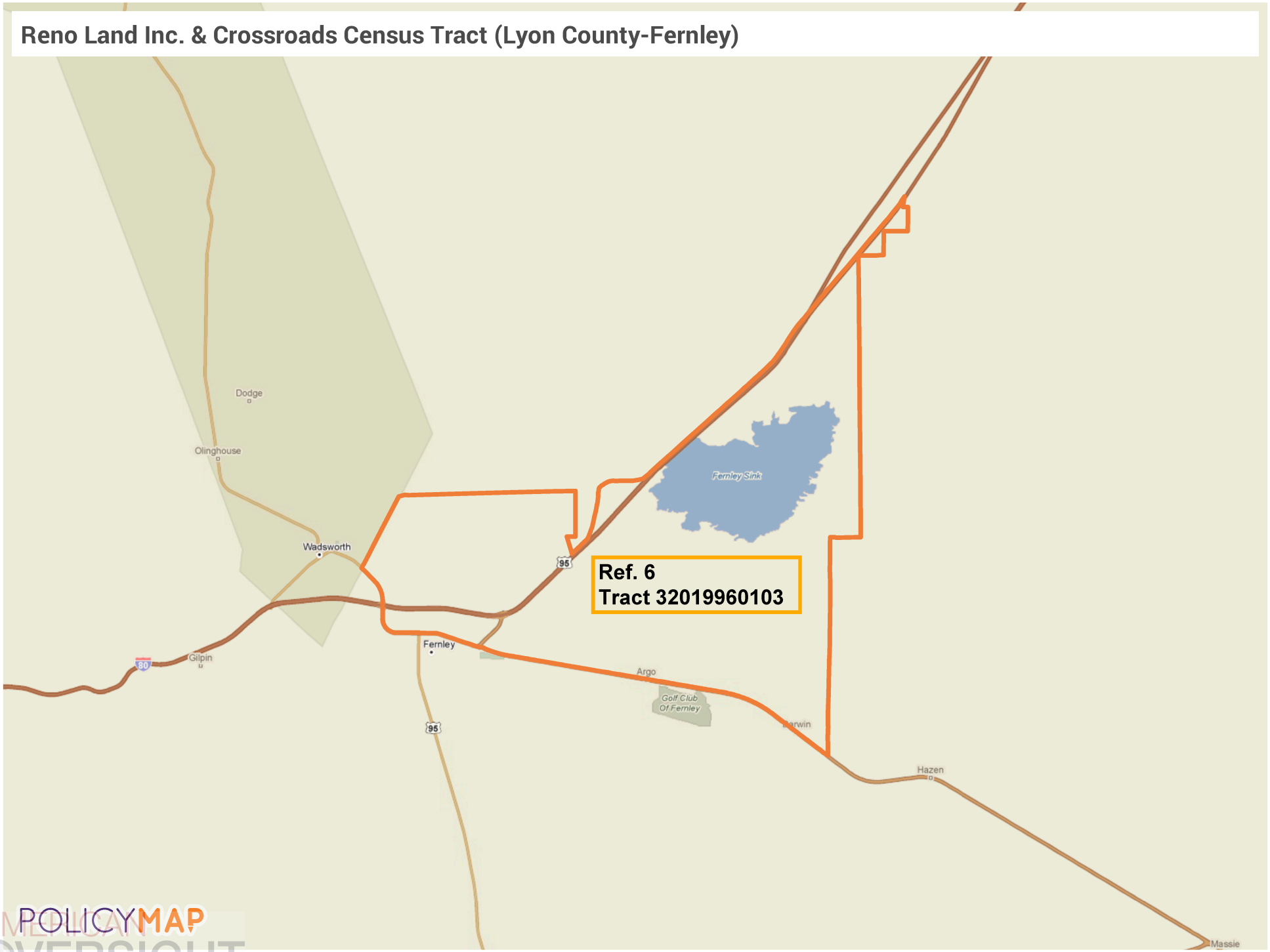

POLICYMAP
AMERICAN OVERSIGHT

List of Nevada Opportunity Zones

	2010 Census Tract Number	Category	Nominating Entity
1	32510000600	LIC	Carson City/NNDA
2	32001950500	LIC	Churchill County
3	32003005200	LIC	City of Henderson
4	32003005421	LIC	City of Henderson
5	32003005422	LIC	City of Henderson
6	32003005438	LIC	City of Henderson
7	32003000103	LIC	City of Las Vegas
8	32003000105	LIC	City of Las Vegas
9	32003000106	LIC	City of Las Vegas
10	32003000201	LIC	City of Las Vegas
11	32003000203	LIC	City of Las Vegas
12	32003000301	LIC	City of Las Vegas
13	32003000401	LIC	City of Las Vegas
14	32003000402	LIC	City of Las Vegas
15	32003000403	LIC	City of Las Vegas
16	32003000510	LIC	City of Las Vegas
17	32003000520	LIC	City of Las Vegas
18	32003000521	LIC	City of Las Vegas
19	32003000522	LIC	City of Las Vegas
20	32003000523	LIC	City of Las Vegas
21	32003000600	LIC	City of Las Vegas
22	32003000700	LIC	City of Las Vegas
23	32003000800	LIC	City of Las Vegas
24	32003001100	LIC	City of Las Vegas
25	32003001300	LIC	City of Las Vegas
26	32003002201	LIC	City of Las Vegas
27	32003002905	LIC	City of Las Vegas
28	32003003006	LIC	City of Las Vegas
29	32003003616	LIC	City of North Las Vegas
30	32003003700	LIC	City of North Las Vegas
31	32003003800	LIC	City of North Las Vegas
32	32003004000	LIC	City of North Las Vegas
33	32003004302	LIC	City of North Las Vegas
34	32031000101	LIC	City of Reno
35	32031000102	LIC	City of Reno
36	32031000201	LIC	City of Reno-Shipper's Square
37	32031000202	LIC	City of Reno-Midtown
38	32031000900	LIC	City of Reno
39	32031001009	LIC	City of Reno
40	32031001502	LIC	City of Reno
41	32003001501	LIC	Clark County
42	32003001607	LIC	Clark County
43	32003001801	LIC	Clark County
44	32003001901	LIC	Clark County
45	32003002404	LIC	Clark County
46	32003002506	LIC	Clark County
47	32003002603	LIC	Clark County
48	32003002847	LIC	Clark County
49	32003002962	LIC	Clark County
50	32003005005	LIC	Clark County
51	32003006800	LIC	Clark County
52	32003007800	LIC	Clark County
53	32003002403	LIC	GOED-South Convention Center
54	32003002405	LIC	GOED-Next South Convention Center
55	32019960201	LIC	Lyon/NNDA
56	32019960302	Non-LIC	Lyon/NNDA-No Dayton
57	32023960401	LIC	NCREDA
58	32019960103	LIC	NNDA
59	32031940200	LIC	Pyramid Lake Paiute Tribe
60	32031003101	LIC	Sparks
61	32007951500	LIC	West Wendover

Reno Land Related

	Nominating Entity	Nominating Entity	Nominating Entity
1	32031000101	Undisclosed	Project XYZ
		SJDC P3	Second Judicial District Court
2	32031000102	Undisclosed	Project XYZ
		Undisclosed	Reno Land Inc
3	32031000900	Park Lane Mall	Reno Land Inc
4	32019960201	NNIC	NNIC
			NNIC w/ Project Derby
5	32029970200	TRIC	Reno Land Inc
		Painted Rock	
6	32019960103	Undisclosed	Reno Land Inc
		Crossroads	Crossoads Commerce Center

AMERICAN OVERSIGHT

Lyon Non-LIC (No Dayton)

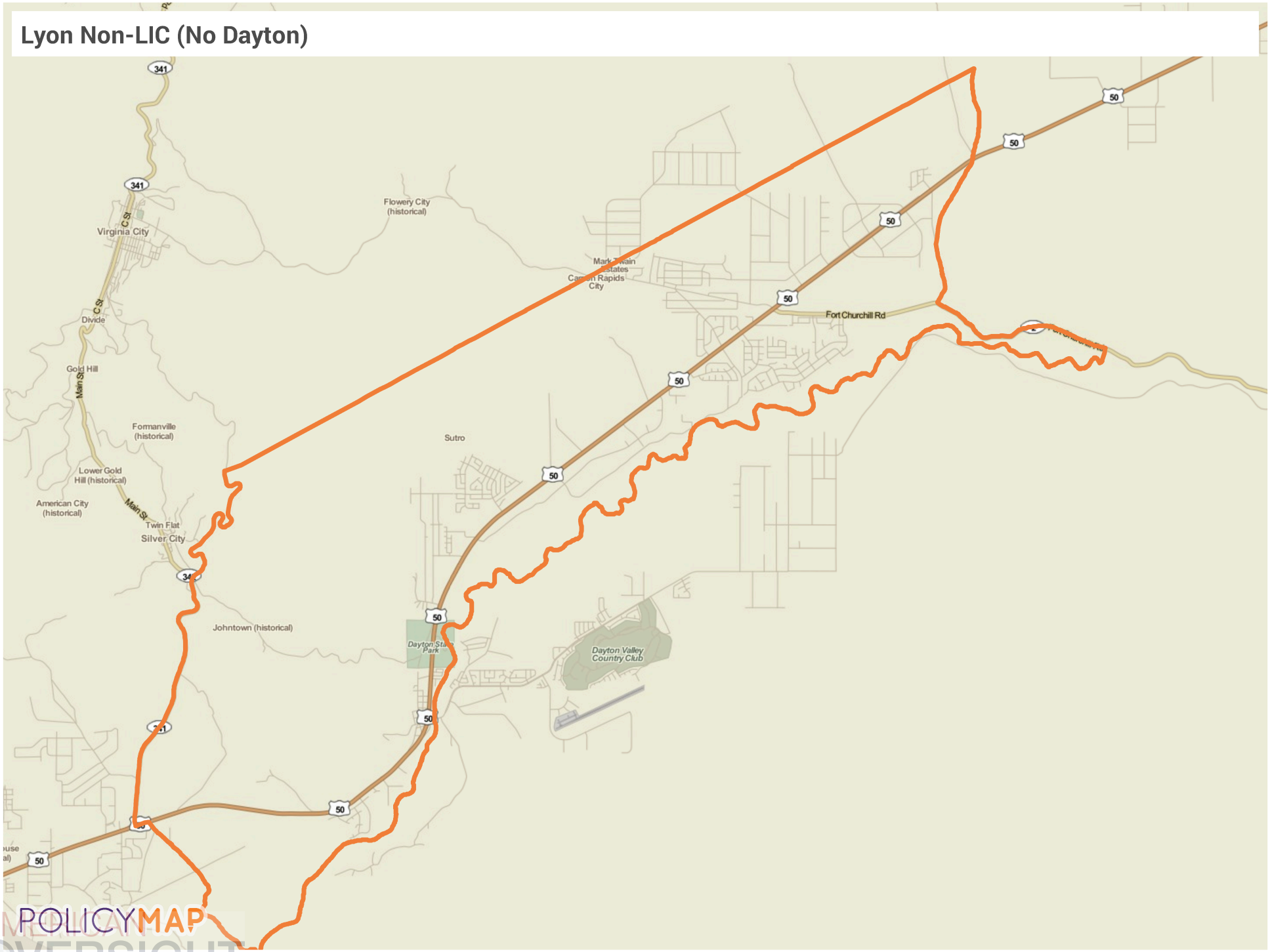

POLICYMAP
AMERICAN OVERSIGHT

NV-DA-20-0615-A-004105

GOED No. 1 (LV So. Convention Center)

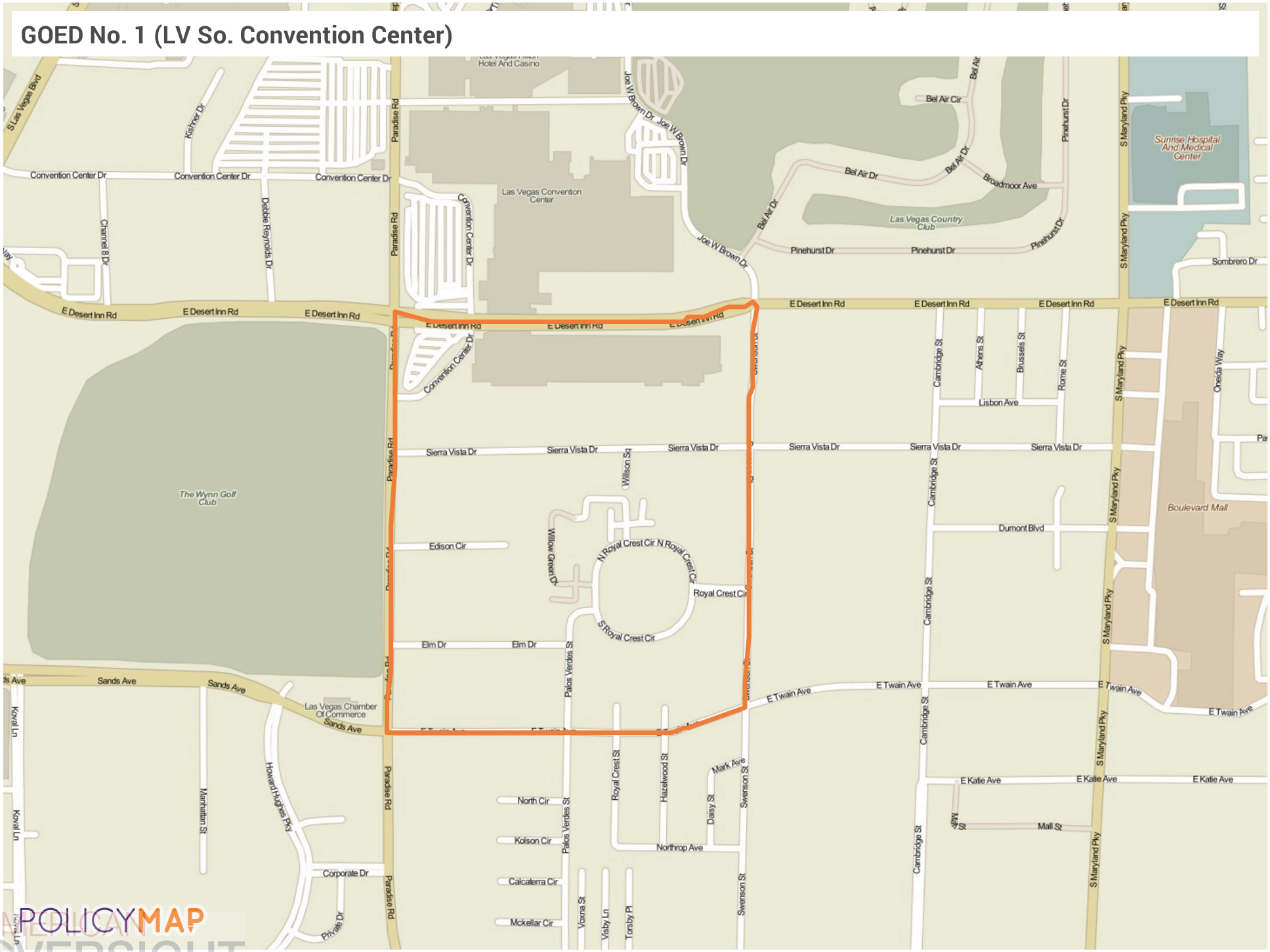

POLICYMAP
AMERICAN OVERSIGHT

NV-DA-20-0615-A-004106

GOED No. 2 (LV Next Tract So of GOED No. 1)

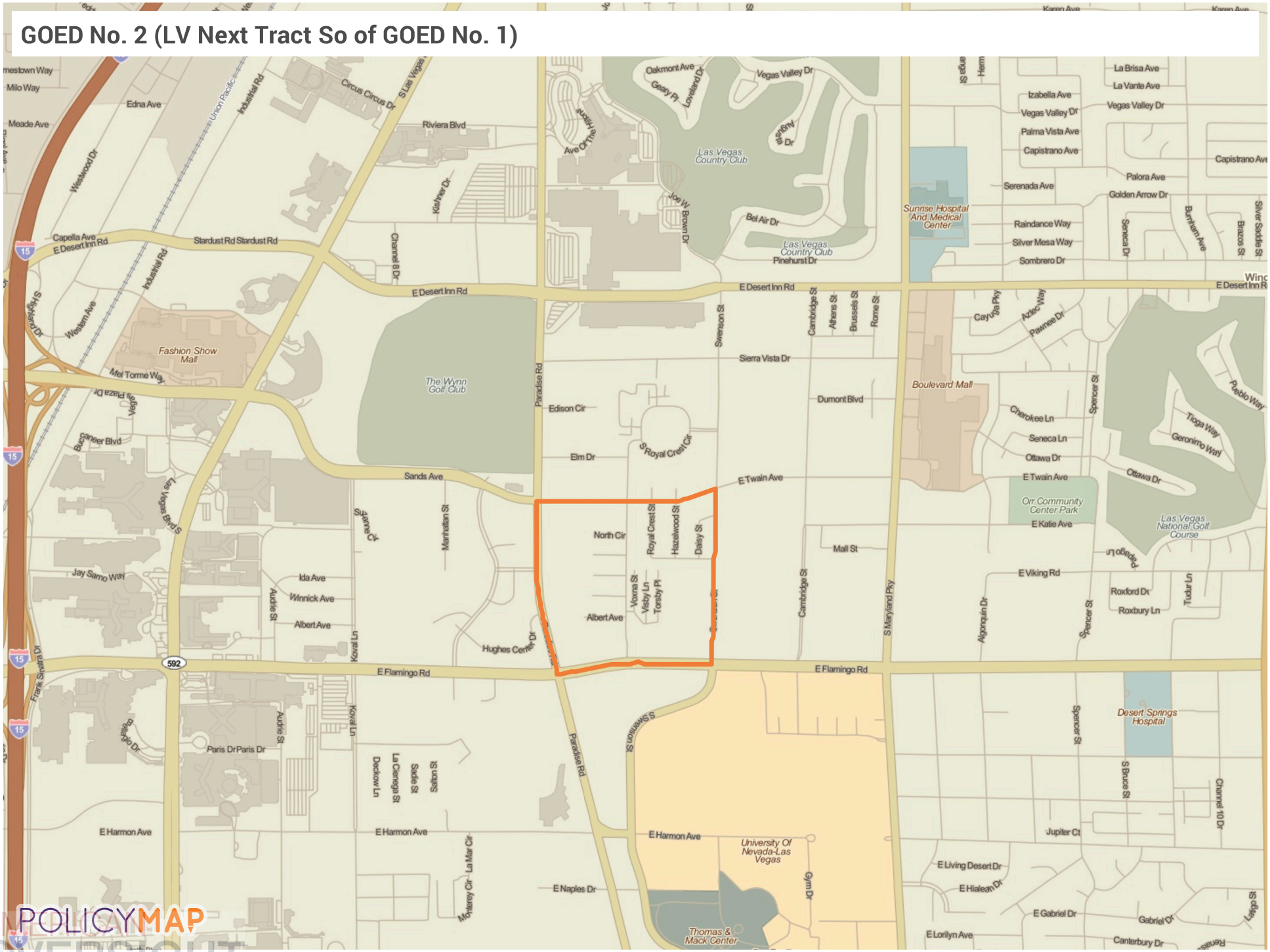

POLICYMAP
OVERSIGHT

NV-DA-20-0615-A-004107

Stephanie M. Klapstein

From: Route Fifty <news@e.routefifty.com>
Sent: Wednesday, October 17, 2018 12:47 PM
To: Mark Hutchison
Subject: New from Route Fifty: Signs of Strong Interest in 'Opportunity Zones,' as Investors Await Regulations

Problems viewing? View as a web page



Signs of Strong Interest in 'Opportunity Zones,' as Investors Await Regulations

BILL LUCIA | "The number of dollars that are flooding to the space right now, far outpace the pace that we can actually deploy that capital responsibly," says an executive at one investment firm.

Investors and others interested in "Opportunity Zones" are eagerly awaiting federal regulations—expected out any day now—that are seen as a prerequisite for getting the nascent economic development program up to full speed. **Read full article »**

ROUTE FIFTY // CUSTOMER SERVICE // CONTACT US // PRIVACY POLICY // UNSUBSCRIBE

This message was sent from Route Fifty to mhutchison@ltgov.nv.gov. Note: It may take our system up to two business days to process your unsubscribe request and during that time you may receive one or two more newsletters. Thank you for reading Route Fifty.

Government Executive Media Group, 600 New Hampshire Avenue NW, Washington, DC 20037

AMERICAN OVERSIGHT

Stephanie M. Klapstein

From: Route Fifty <news@e.routefifty.com>
Sent: Wednesday, December 12, 2018 8:50 AM
To: Mark Hutchison
Subject: News Alert: White House Will Launch Multi-Agency Council Focused on Opportunity Zones

Problems viewing? View as a web page

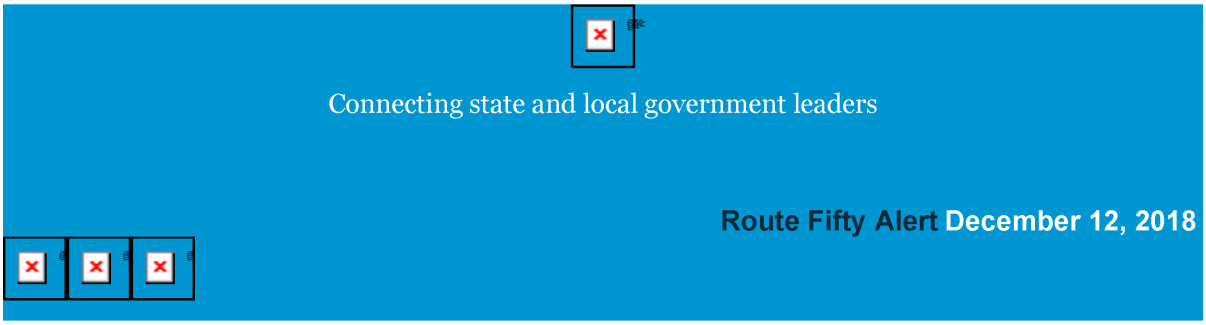

White House Will Launch Multi-Agency Council Focused on Opportunity Zones // Bill Lucia

The council will engage with state and local government officials on development in zones, a White House adviser said. **Read full article »**

ROUTE FIFTY // CUSTOMER SERVICE // CONTACT US // PRIVACY POLICY // UNSUBSCRIBE

This message was sent from Route Fifty to mhutchison@ltgov.nv.gov. Note: It may take our system up to two business days to process your unsubscribe request and during that time you may receive one or two more newsletters. Thank you for reading Route Fifty.

Government Executive Media Group, 600 New Hampshire Avenue NW, Washington, DC 20037

AMERICAN OVERSIGHT

Stephanie M. Klapstein

From: Route Fifty <news@e.routefifty.com>
Sent: Friday, December 14, 2018 12:52 PM
To: Mark Hutchison
Subject: News Alert: Wisconsin's Outgoing Governor OKs Bills to Limit Executive Powers of His Successor

Problems viewing? View as a web page

Connecting state and local government leaders

Route Fifty Alert December 14, 2018

Wisconsin's Outgoing Governor OKs Bills to Limit Executive Powers of His Successor // Laura Maggi

Outgoing Wisconsin Gov. Scott Walker signed a controversial set of bills Friday that include limits on the power of his successor, saying that Democrat Tony Evers will still have substantial authority when he takes office next month. **Read full article »**

ROUTE FIFTY // CUSTOMER SERVICE // CONTACT US // PRIVACY POLICY // UNSUBSCRIBE

This message was sent from Route Fifty to mhutchison@ltgov.nv.gov. Note: It may take our system up to two business days to process your unsubscribe request and during that time you may receive one or two more newsletters. Thank you for reading Route Fifty.

Government Executive Media Group, 600 New Hampshire Avenue NW, Washington, DC 20037

AMERICAN OVERSIGHT

Stephanie M. Klapstein

From: Route Fifty Today <news@e.routefifty.com>
Sent: Monday, October 22, 2018 4:03 AM
To: Mark Hutchison
Subject: News deserts widen as newspapers shut down

Problems viewing? View as a web page

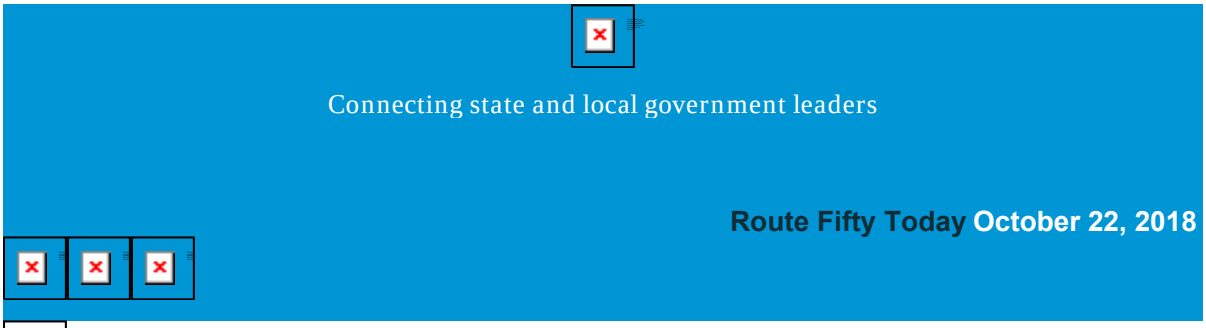

News Deserts Widen as Newspapers Shut Down

KATE ELIZABETH QUERAM | Researchers identified nearly 200 counties without any paper, weekly or daily, "creating a news vacuum for about 3.2 million residents and public officials."

Voters Could Give Older California Homeowners A New Property Tax Break

DAVE NYCZEPIR | But would Proposition 5 ease the state's housing crisis?

Eliminating Tech Tribalism in Government

MITCH HERCKIS | Are public sector agencies ready take tech collaboration to the next level? Our survey says government officials want to, but don't know where to start.

Brought to you by ServiceNow

Tennessee Redefines the Customer Experience for Government Services

The Tennessee Department of Human Services (DHS) offers temporary economic assistance, work opportunities, and protective services that improve the lives of Tennesseans. By partnering with other agencies delivering services, the DHS helps citizens in need become self-sufficient and improve their quality of life. Part of the Tennessee State Government, the DHS shares the Governor's priority of providing the best possible service at the lowest possible cost. Privacy Policy.

Download Now

AMERICAN OVERSIGHT

'Opportunity Zones' Rules Help Bring Program Into Sharper Focus

BILL LUCIA | Proponents of the initiative believe it could attract billions of dollars of new investment to struggling communities.

Snapshots of America's Homelessness Crisis in 4 Cities

MICHAEL GRASS | From Seattle to Akron to Los Angeles and Minneapolis, here's how local leaders and others are trying shelter—or deny shelter—to those who desperately need stable housing.

'Nightmare Bacteria' Brings Worries in Kansas

MICHAEL GRASS | STATE AND LOCAL ROUNDUP | Struggling to recover after Hurricane Michael … firefighter overtime pay in L.A. County … and a growing trash rebellion in St. Paul, Minn.

A World-Class Airport for the End of the World

CHRISTOPHER SCHABERG | THE ATLANTIC | New Orleans is building a state-of-the-art, billion-dollar terminal. But is it planning for a future doomed by climate change?

Tough New DUI Law Brings Controversy

JENNI BERGAL | THE PEW CHARITABLE TRUSTS | Later this year, Utah will become the first state to make it illegal to drive with a blood alcohol level of .05 or higher, rather than the .08 standard all the other states use.

Local Energy Storage Is a Clever Infrastructure Innovation

GREGOR MACDONALD | SPECIAL TO ROUTE FIFTY | Projects are already appearing in Massachusetts independent of the state's grant program.

Brought to you by ServiceNow

Tennessee Redefines the Customer Experience for Government Services

The Tennessee Department of Human Services (DHS) offers temporary economic assistance, work opportunities, and protective services that improve the lives of Tennesseans. By partnering with other agencies delivering services, the DHS helps citizens in need become self-sufficient and improve their quality of life. Part of the Tennessee State Government, the DHS shares the Governor's priority of providing the best possible service at the lowest possible cost. Privacy Policy.

Download Now

This message was sent from Route Fifty to mhutchison@ltgov.nv.gov. You have been sent Route Fifty Today because you have opted in to receive it. Note: It may take our system up to two business days to process your unsubscribe request and during that time you may receive one or two more newsletters. Thank you for reading Route Fifty Today.

AMERICAN OVERSIGHT



AMERICAN OVERSIGHT

Stephanie M. Klapstein

From: Jessica Reed <jessica@nevadadc.org>
Sent: Thursday, July 12, 2018 8:03 AM
To: Christina Davis
Cc: Pam Robinson; Katie Reynolds; Andrew Clinger; Tyler Klimas; Mike Willden; Mary-Sarah Kinner
Subject: NGA Summer Meeting Briefing Book
Attachments: PDF Summer Meeting Briefing Docs 7.12.18 .pdf

Hi Christina,

Attached, please find the Governor's briefing book for the NGA Summer Meeting. Remarks are formatted and inserted behind each corresponding briefing page. In Santa Fe, we will have a printed version of the briefing book and printed remarks. Please let us know if you have any questions.

Best,
Jessica

Jessica Reed| Executive/Policy Assistant
State of Nevada, Washington Office
P: (202) 624-5404 | M: (757) 771-0566
E: jessica@nevadadc.org

AMERICAN OVERSIGHT

NV-DA-20-0615-A-004114

2018 NGA SUMMER MEETING SCHEDULE

Tuesday, July 17		
	Arrive in Santa Fe	
Wednesday, July 18		
TENTATIVE	Meeting with Mr. Kentaro Sonoura, Adviser to Prime Minister of Japan	Mr. Sounoura would like to discuss the current status and future Japan-NV relations, including possible cooperation on the new gambling and casino laws in Japan.
Thursday, July 19		
8:00 - 8:30 AM *Eldorado* *Pinon Board Room* *(309 W San Francisco St)*	Day Ahead Briefing with Tyler, Pam, Jessica and Jarad	
8:30 - 9:30 AM *La Fonda* *Lumpkins Ballroom North* *(100 E San Francisco St)*	Great Eggspectations Networking Breakfast OPTIONAL	Invititation extended to Governors, Governors' staff and session participants.
9:30 - 9:45 AM	Open	
9:45 - 10:30 AM *La Fonda* *Lumpkins Ballroom North*	Rebuilding a Silk Road to Economic Development OPTIONAL	Panel featuring recent examples of U.S. Chinese collaboration on the state-level.
10:30 - 10:45 AM	Open	
10:45 -11:45 AM *La Fonda* *Lumpkins Ballroom North*	U.S.- China Economic Ties, Growth, Strategies and Investment Opportunities Panel OPTIONAL	High-level investors will discuss with governors and staff how to attract and retain Chinese investment.
11:45 AM - 12:00 PM	Open	
12:00 - 1:30 PM *La Fonda* *Lumpkins Ballroom South*	Around the World in 80 Plates: International Leadership Luncheon	Invitation extended to Governors, Governors' staff and session participants.
1:30 - 1:45 PM	Open	
1:45 - 3:15 PM *La Fonda* *Lumpkins Ballroom North*	Joining with Japan: Creating Partnerships from and Ocean Away	Japanese executives and governors will discuss the future of workforce development and investment partnerships.
3:15 - 3:30 PM	Open	
3:30 - 5:00 PM *La Fonda* *La Terraza Room*	Building Bridges to the Future: State Leadership on Infrastructure Investment	***You are participating in a roundtable discussion.*** Tyler will staff.
5:00 - 6:00 PM *La Fonda* *La Terraza*	VIP Reception Celebrating International Cooperation	Invitation extended to Governors, foreign delegations, NGA Partners, sponsors and invited guests.
6:00 - 8:00 PM *Museum Hill* *(710 Camino Lejo)*	A Celebration of Arts and Culture at Museum Hill	***You are giving opening remarks.*** Transportation will be provided from the hotel to Museum Hill. Attire is southwest casual and a light sweater or jacket is recommended.

AMERICAN OVERSIGHT

Friday, July 20		
7:30 - 8:00 AM *Santa Fe Convention Center* *Lamy Room* *(201 W Marcy St)*	Day Ahead Briefing with Tyler, Pam and Jessica	
8:00 - 8:15 AM	Open	
TENTATIVE 8:15 - 8:50 AM *Santa Fe Convention Center* *Green Room*	Meet and Greet with Waymo, CEO John Krafcik	
8:50 - 10:00 AM *Santa Fe Convention Center* *Sweeney Ballroom C-F*	Opening Plenary: Ahead of the Curve Innovation Governors	***You are gaveling in the meeting and giving welcoming remarks followed by a fireside chat with Waymo CEO, John Krafcik*** .
10:00 - 10:10 AM	Open	
10:10 - 10:50 AM *Santa Fe Convention Center* *Sweeney Ballroom C-F*	Plenary Session II: Racial Equity in the Workplace	Fireside chat featuring W.K. Kellogg Foundation CEO, La June Montgomery Tabron.
10:50 - 11:00 AM	Open	
11:00 - 11:40 AM *Santa Fe Convention Center* *Sweeney Ballroom C-F*	Plenary Session III: Women in Leadership A View from the Top	Panel moderated by Gov. Susana Martinez featuring, Gail Boudreaux, CEO, Anthem, Inc.; Barbara Humpton, CEO, Siemens USA; Pat Vincent-Collawn, CEO, PNM Resources
11:40 - 11:50 AM	Open	
11:50 AM - 12:50 PM *Santa Fe Convention Center* *Sweeney Ballroom C-F*	Plenary Session IV: Economic Opportunity in the Great Outdoors	This session will be led by Gov. John Hickenlooper. Speaker presentations featuring Jerry Stritzke, President and CEO, REI and Butch Whiting, CEO and Owner, Kryptek Outdoor Group
12:50 - 1:50 PM *Santa Fe Convention Center* *Tesuque (2nd Floor)*	NGA Executive Committee and Center for Best Practices Board Meeting and Lunch	***You are chairing the Executive Committee meeting which includes the CEO review.*** Tyler will staff.
1:50 - 2:00 PM	Open	
2:00 - 3:30 PM *Santa Fe Convention Center* *Sweeney Ballroom C-F*	Plenary Session V: An Evolving Crisis: Combatting the Next Wave of Addiction	This session will be led by Governors Mark Dayton and Kate Brown. The panel discussion features Deputy Director James Carroll, Office of National Drug Control Policy; Deputy Postmaster General Ronald A. Stroman, United States Postal Service; Fire Chief Jan Rader, City of Huntington, West Virginia - followed by remarks from First Lady Kathryn Helgaas Burgum.
3:30 - 3:45 PM	Travel to Eldorado	
3:45 - 5:00 PM *Eldorado* *Grand Ballroom B*	Governors Only Session Topic: Opportunity Zones	***You are kicking off the discussion on opportunity zones.*** Tyler will staff.
5:00 - 6:00 PM	Open	
6:00 - 9:00 PM *Fort Marcy Park* *(490 Bishops Lodge Rd)*	La Noche de Fuego	***You are giving opening remarks.*** Transportation will be provided from hotels departing at 5:45 PM. Attire is casual. Dinner will be served under a tent with picnic style for dessert and entertainment. Flat shoes and a light sweater or jacket are recommended.

AMERICAN OVERSIGHT

Saturday, July 21		
8:00 - 8:30 AM *Eldorado* *Pinon Board Room*	Day Ahead Briefing with Tyler, Pam and Jessica	
8:30 - 10:00 AM *Eldorado* *Grand Ballroom B*	Governors Only Breakfast Session Topic: School Safety and U.S. Supreme Court Decisions	NGA Executive Director, Scott Pattison will give a briefing on school safety during the first 15 min. ***You will then give opening remarks and introductions for the briefing and discussion on Supreme Court decisions.***
10:00 - 10:15 AM	Open	
10:15 AM - 12:15 PM *Santa Fe Convention Center* *Sweeney Ballroom C-F*	Plenary Session VI: Global Governors: Reaching the World from the Governor's Desk	***You are moderating a fireside chat discussion and Q&A portion with Shemara Wikramanayake, Macquarie. Then you will give introductory remarks for the international keynotes.*** Keynote presentation Annegret Kramp-Karrenbauer, General Secretary, Christian Democratic Party, Germany.
12:15 - 1:30 PM *Santa Fe Convention Center* *Sweeney Ballroom B*	Joint Lunch for Governors and Chiefs of Staff Topic: Transition	Pam will staff.
1:30 - 2:15 PM *Santa Fe Convention Center* *Sweeney Ballroom C-F*	Plenary Session VII: The Intersection Between the Arts and Commerce in the States	Governors Jay Inslee and Dennis Daugaard are leading this session. The session includes presentations from Gov. Susana Martinez, Sarah Trahern, CEO, Country Music Association and Dr. Edward L. Ayers, Tucker-Boatwright Professor of the Humanities and President Emeritus, University of Richmond.
2:15 - 2:25 PM	Open	
2:25 - 2:55 PM *Santa Fe Convention Center* *Sweeney Ballroom C-F*	Plenary Session VIII: Robots, Education and Workforce - Transformers and Tranformation	Governors Jay Inslee and Dennis Daugaard are leading this session. The session includes presentations from Rich Davey, Associate Director, Boston Consulting Group and Alan B. Krueger, Bendheim Professor of Economics and Public Affairs, Princeton University.
2:55 - 3:00 PM	Open	
3:00 - 3:15 PM *Santa Fe Convention Center* *Sweeney Ballroom C-F*	Passing of the Gavel Ceremony	***You are giving opening remarks and will pass the gavel to Gov. Bullock.***
3:15 - 3:20 PM	Open	
3:20 - 4:00 PM Santa Fe Convention Center Sweeney Ballroom C-F	Closing Plenary: Good Jobs for All Americans	This is Gov. Bullock's initiative kickoff.
4:00- 5:30 PM	Open	
5:30 - 6:30 PM *Governor's Residence* *(1 Mansion Drive)*	VIP Reception for Governors, Spouses, Sponsors and Special Guests at the Governor's Residence	***You are giving opening remarks.***
6:30 - 9:00 PM *Bonanza Creek* *(15 Bonanza Creek Ln)*	Showdown at Bonanza Creek Ranch	***You are giving opening remarks.*** Buses will depart the residence at 6:30 p.m. for the all-attendee event at Bonanza Creek. Attire is western or casual. The town's streets are authenic/unpaved so closed toe shoes and a light sweater or jacket are recommended.

AMERICAN OVERSIGHT



2018 SUMMER MEETING

JULY 19-21, 2018
Santa Fe, N.M.

AMERICAN OVERSIGHT

Table of Contents

Meeting with Mr. Kentaro Sonoura, Special Adviser to Japanese Prime Minister Abe 6

Thursday Sessions 8

Great Eggspectations Networking Breakfast 9

Rebuilding a Silk Road to Economic Development 10

PANEL: U.S.-China Economic Ties, Growth, Strategies and Investment Opportunities 11

Around the World in 80 Plates 13

Joining with Japan: Strengthening Partnerships from an Ocean Away 15

Building Bridges to the Future: State Leadership on Infrastructure Investment 19

A Celebration of Arts and Culture at Museum Hill 22

Friday Sessions 23

Opening Plenary: Ahead of the Curve: Innovation Governors 24

Plenary Session II: Racial Equity in the Workplace 26

Plenary Session III: Women in Leadership: A View from the Top 28

Plenary Session IV: Economic Opportunity in the Great Outdoors 31

Executive Committee and Center for Best Practices Board Meeting 33

Plenary V: An Evolving Crisis: Combatting the Next Wave of Addiction 34

Governors Only: Council of Governors and Opportunity Zones 37

La Noche de Fuego (The Night of Fire) 39

Saturday Sessions 40

Governors Only (Part 1): NGA's Cross Divisional Response on School Safety 41

Governors Only (Part 2): How the Supreme Court Term Will Impact the States: *Wayfair, Murphy* and Beyond 42

Plenary VI (Part 1): Best Practices: Infrastructure Funding 44

Plenary VI (Part 2): Subnational Leaders Idea Exchange 46

Governors and Chiefs of Staff Lunch and Business Session 48

Plenary VII: The Intersection Between the Arts and Commerce in the States 51

Plenary VIII: Robots, Education and Workforce: Transformers and Transformation 54

Closing Plenary: Good Jobs for All Americans 57

VIP Reception for Governors, Spouses, Sponsors and Special Guests at the Governor's Residence 58

Showdown at Bonanza Creek Ranch 59

2018 Summer Meeting Agenda 60

AMERICAN OVERSIGHT

NV-DA-20-0615-A-004119

Sidebar
Thursday, July 19
La Fonda

Meeting with Mr. Kentaro Sonoura, Special Adviser to Japanese Prime Minister Abe

Overview
Mr. Sonoura would like to discuss the current status and future of Japan-NV relations, including possibly a discussion of cooperation on the new gambling and casino laws in Japan.

Format
Informal sit-down meeting.

Media
This session is open to press.

Contact: Tyler Klimas, tyler@nevadadc.org, 702-612-4073

AMERICAN OVERSIGHT

Bio

Kentaro Sonoura
Special Adviser to the Prime Minister Abe



A native of Takamatsu, Kagawa, and a graduate of the University of Tokyo, Kentaro Sonoura was elected to the House of Representatives for the first time in the 2005 general election. In 2007, he served as deputy director of Youth Division of LDP. After being elected for a second term in 2012, he became the director of number committees including Foreign Affairs and Security.

In 2013, he became chief secretary of Special Committee for Promotion of Women's Vitality of LDP. In 2014, he served as the parliamentary vice-minister for Foreign Affairs. In December, he was elected for a third term. In October 2015, Sonoura became the director of the Committee on Budget for the House of Representatives. In 2016, he served as the State Minister for Foreign Affairs. As of August 2017, he is the advisor to the prime minister for National Security. In October 2017, he was elected for a fourth term.

AMERICAN OVERSIGHT

Thursday Sessions

AMERICAN OVERSIGHT

NV-DA-20-0615-A-004122

Great Eggspectations Networking Breakfast
Thursday, July 19
8:30 to 9:30 a.m.
La Fonda: Lumpkins Ballroom North

Great Eggspectations Networking Breakfast

Overview

In celebration of the diverse, internationally focused staff at governors' offices across the country, NGA Global will be hosting a breakfast for governors and their staff. Ambassadors from different countries will discuss how governors can better engage internationally. This will kick off the pre-conference day on international cooperation at the state level with delegations from all over the world.

Invitation was extended to Governors, Governors' staff and session participants.

Format

Informal buffet breakfast with networking.

Media

This session is open to press.

Contact: Abigail Hunter, (202) 624-5301 or ahunter@nga.org

AMERICAN OVERSIGHT

Rebuilding a Silk Road to Economic Development
Thursday, July 19
9:45 to 10:30 a.m.
La Fonda: Lumpkins Ballroom North

Rebuilding a Silk Road to Economic Development

Overview

Investors from China recognize the importance of subnational policy in their decisions. Governors, their economic development leaders and trade representatives across the country seek new and innovative ways to attract and retain Chinese investment. NGA hopes to bring these stakeholders together to discuss what policies can maintain and increase a sufficient level of Chinese investment.

In this panel, governors will pair with Chinese investors who have a presence in their state.

Format

- 9:45 a.m. Opening Remarks and Introductions
- 9:55 a.m. Panel
    - Ambassador Zhang, China Consul General
    - Governor TBD

Takeaway(s)

This session will provide governors the opportunity to hear from Chinese investors about the efforts they can directly take to increase investment in their states.

Media

This session is open to press.

Contact: Abigail Hunter, (202) 624-5301 or ahunter@nga.org

AMERICAN OVERSIGHT

Thursday, July 19

9:45 – 10:30am

Rebuilding a Silk Road to Economic Development

This panel discussion will feature recent examples of U.S. – Chinese collaboration at the state level.

- Governor and State signed a number of state-provincial MOUs a few years ago. None have led to any concrete results.

- Challenge is the Chinese economy/government system almost requires that US states have a trade representative in-country, which is cost prohibitive.

AMERICAN OVERSIGHT

PANEL: U.S.-China Economic Ties, Growth, Strategies and Investment Opportunities
Thursday, July 19
10:45 to 11:45 a.m.
La Fonda: Lumpkins Ballroom North

PANEL: U.S.-China Economic Ties, Growth, Strategies and Investment Opportunities

Overview

Partnerships with China are increasingly important to the economies and citizens of many states. These partnerships benefit both the companies investing in the state and to the state's citizens. In addition, the partnerships contribute to the economic development of both countries at the national level.

Format

- 10:45 a.m. — Keynote Remarks
  - Chen Siqing, Chairman, Bank of China
- 11 a.m. — Panel Discussion
  - Governor Gary Herbert, Utah
  - Qi Bin, Executive Vice President, China Investment Cooperation
  - Raymond Qiao, EVP of Bank of China.

Media

This session is open to press.

Takeaway(s)

By committing to partnerships with Chinese actors, governors play a crucial role in the economic development in their own states, China and the nation as a whole. The goal of the session is to increase understanding of the importance of these U.S.-China partnerships in promoting and advancing economic development.

Contact: Abigail Hunter, (202) 624-5301 or ahunter@nga.org

AMERICAN OVERSIGHT

Presenter Bio

Chen Siqing



Chen Siqing is vice chairman of the Board of Directors of the Bank since April 2014 and president of the Bank since February 2014. Chen joined the Bank in 1990 and served as executive vice president of the Bank from June 2008 to February 2014. Chen held various positions in the Bank from June 2000 to May 2008, including assistant general manager, vice general manager of the Fujian Branch, general manager of the Risk Management Department of the Head Office and general manager of the Guangdong Branch. Chen previously worked in the Hunan Branch of the Bank before he was seconded to the Hong Kong Branch of China and South Sea Bank Ltd. as assistant general manager.

Since December 2011, Chen has been serving as a non-executive director of BOCHK (Holdings) and chairman of the board of directors of BOC Aviation. Currently, Chen also serves as chairman of the board of directors of China Culture Industrial Investment Fund Co., Ltd., vice chairman of China Chamber of International Commerce and director of Trade Finance Committee of China Banking Association. Chen graduated from Hubei Institute of Finance and Economics in 1982. He obtained an MBA from Murdoch University, Australia, in 1999. He is a certified public accountant.

Qi Bin



Qi Bin is the Executive Vice President, China Investment Cooperation. After graduating from Tsinghua University in 1991, Qi, 48, obtained a M.A. from the University of Rochester and a M.B.A. from the University of Chicago. After a stint at Goldman Sachs and other investment banks from 1996 to 2000, before returning to China to worked at the China Securities Regulatory Commission starting in 2000, as one of the first batch of overseas educated "returnees" to work at the agency. He pushed the launch of the Shanghai-Hong Kong Stock Connect program and is behind many other initiatives to simplify H-share regulatory approval and A-share's inclusion in the MSCI index.

Raymon Qiao, EVP of Bank of China

AMERICAN OVERSIGHT

Thursday, July 19
10:45 – 11:45am

U.S. – China Economic Ties, Growth, Strategies and Investment Opportunities

High-level investors will discuss with governors, or their key staff, what is needed from the states to attract and retain Chinese investment during a panel discussion.

- Significant Chinese interest in investing in real estate in Nevada.

- Interests are expanding into established businesses, energy, consumer electronics, manufacturing.

- Significant Chinese presence at CES in Las Vegas each year. In 2017, Chinese companies made up 30% of over 4,000 exhibitors at CES in Las Vegas.

- Silver Springs water pipeline. Potential for foreign investment. Still in early stages. https://lyon-county.org/AgendaCenter/ViewFile/Agenda/_06082017-201

AMERICAN OVERSIGHT

Around the World in 80 Plates
Thursday, July 19
Noon to 1:30 p.m.
La Fonda: Lumpkins Ballroom South
Invitation Extended to Governor and Governors' Staff

Around the World in 80 Plates

Overview

While the challenges of reaching agreements through engagements often occupy the international stage, food can serve as a tool to cross cultural differences. This soft power leads to a new sort of cultural diplomacy that promotes the sharing of values, traditions and worldviews.

NGA welcomes participants to come together for a lunch hosted by the Culinary Diplomacy Project. American chef Patrick Gharrity will create a meal that shares American culture and values with diplomats and governors from around the world.

Format

- Noon — Opening Remarks
  - Chef Patrick Gharrity
- 12:10 p.m. — Food Demo
- 12:25 p.m. — Lunch will be served

Takeaway(s)

Attendees will have the opportunity to enjoy the cross-cultural experience of sharing a meal together.

Media

This session is closed to press.

Contact: Abigail Hunter, (202) 624-5301 or ahunter@nga.org

AMERICAN OVERSIGHT

Presenter Bio

Patrick Gharrity



AMERICAN OVERSIGHT

NV-DA-20-0615-A-004130

Joining with Japan: Strengthening Partnerships from an Ocean Away
Thursday, July 19
1:45 to 3:15 p.m.
La Fonda: Lumpkins Ballroom North

Joining with Japan: Strengthening Partnerships from an Ocean Away

Overview

Japanese investment serves as a driving force in many states' economies. Governors must seek new ways to adapt local economies to the changing conditions of the global economy. Among these solutions, building on the U.S.-Japanese partnership can create more economic opportunities for the citizens of both countries.

NGA will bring stakeholders together to discuss two major topics: How does workforce development policy help investment promotion and attraction; and what is the future of investment and affiliated challenges for Japanese companies looking to expand in the states? The Japan External Trade Organization (JETRO) will lead a discussion with senior executives representing Japanese manufacturing companies and U.S. governors, under the auspices of the Japanese government.

Format

- 1:45 p.m. — Welcome Remarks
  - Yasushi Akahoshi, President, Japan Trade External Organization (JETRO)
  - Kentaro Sonoura, Advisor to Prime Minister Abe
  - Shinsuke J. Sugiyama, Ambassador Extraordinary and Plenipotentiary of Japan to the United States of America
  - Shinji Hirai, Governor of Tottori
- 2 p.m. — Discussion
  - Ralph Inforzato, Chief Executive Director, Chicago Office, JETRO (moderator)
  - John Nunneley, Senior Vice President, Design Engineering; and General Manager, Farmington Hills Hitachi Automotive Systems
  - David B. Calabrese, Senior Vice President, Government Affairs; and Deputy General Manager, Washington, D.C. Office, Daikin U.S. Corporation
  - Governor Matt Bevin, Kentucky
  - Governor John Hickenlooper, Colorado (To Be Confirmed)

Takeaway(s)

Japanese leaders in trade and investment have important knowledge of the challenges and strategies of investment in the states. Governors will have the chance to discuss and learn best strategies for attracting new investment in their states.

Media

This session is closed to press.

Contact: Abigail Hunter, (202) 624-5301 or ahunter@nga.org

AMERICAN OVERSIGHT

Presenter Bios

Yasushi Akahoshi



Yasushi Akahoshi became president of JETRO on Oct. 1, 2015.

He most recently served as Minister of the Embassy of Japan in the United States of America for four years (2011-2015), where he oversaw diplomatic issues related to economy, trade, industry and energy.

Akahoshi began his government service at the Ministry of International Trade and Industry (MITI, later METI after 2001) in 1987. His career spans a wide range of public policy positions focused on international political-economy affairs, including those involving WTO and FTA issues, as well as several principal posts at the Agency for Natural Resources and Energy. He was also stationed at JETRO Singapore Centre as Regional Representative of METI for Asia (2004-2007).

Akahoshi is a graduate of The University of Tokyo where he received his LL.B. He also attended the International Career Associates Program at the School of International Relations and Pacific Studies (IR/PS) of the University of California, San Diego.

He is married and has two sons.

Kentaro Sonoura



A native of Takamatsu, Kagawa, and a graduate of the University of Tokyo, Kentaro Sonoura was elected to the House of Representatives for the first time in the 2005 general election. In 2007, he served as deputy director of Youth Division of LDP. After being elected for a second term in 2012, he became the director of number committees including Foreign Affairs and Security.

In 2013, he became chief secretary of Special Committee for Promotion of Women's Vitality of LDP. In 2014, he served as the parliamentary vice-minister for Foreign Affairs. In December, he was elected for a third term. In October 2015, Sonoura became the director of the Committee on Budget for the House of Representatives. In 2016, he served as the State Minister for Foreign Affairs. As of August 2017, he is the advisor to the prime minister for National Security. In October 2017, he was elected for a fourth term.

AMERICAN OVERSIGHT

Shinji Hirai



Governor Hirai was born in Kanda, Tokyo. He was first elected in 2007. He graduated from the University of Tokyo with the B.L. degree in 1984 and joined the Ministry of Home Affairs upon graduation.

There, he worked in prefectures including Hyogo, Fukui and Tottori.

As governor of the Tottori Prefecture, which has the lowest population in Japan, the governor's positive strategy is, "We can win even if we're small." The prefecture has a lot that could be promoted more worldwide for tourism, such as its beautiful nature, traditional Japanese culture and anime.

Daiki Nakajima



Daiki Nakajima is currently Project Manager for JETRO (Japan External Trade Organization) specializing in promoting bilateral investments between US and Japan. His role on the team requires following the market in various industries spanning from health care, energy, IT, agriculture and many more, both in the U.S. and Japan while assisting global expansion strategies for the target industry clients. Daiki also has roles at JETRO as the Japan Desk for the State of Massachusetts, based on the MOU between JETRO and the State, as well as bilateral government relations between US and Japan.

AMERICAN OVERSIGHT

Ralph A. Inforzato



In August 2017, Ralph Inforzato was appointed chief executive director of JETRO Chicago. In his position, he will oversee JETRO Chicago's activities designed to facilitate trade and investment between Japan and 12 Midwestern states served by JETRO Chicago.

Prior to his new position, Inforzato served as Executive Director, Business Development for JETRO Chicago. In this position he worked to implement JETRO's team-based projects to directly engage in assisting US business expansion to Japan. He initiated in-bound and out-bound technology collaboration for US & Japanese small and medium sized companies, which resulted in numerous business agreements. He also sustained the relationships that JETRO Chicago has with business, state government and university leaders.

For the last 33 years, Inforzato has been involved in significant JETRO related business development projects: Japan–U.S. Biotechnology Initiative (2002–2010), which has sent more than 500 representatives from North American life sciences companies, universities and research institutes to Japan, enabling them to initiate research collaboration and business development in the Japanese biotechnology and pharmaceutical communities. He is directly involved in the teams that implement JETRO's Japan service robotics business development projects and JETRO's Monozukuri program, a series of seminars focused on Japanese manufacturing philosophies for engineers in North American technology companies.

John Nunneley



John Nunneley is the general manager of Farmington Hills Office and senior vice president of Design Engineering for Hitachi Automotive Systems Americas, Inc. Nunneley has spent more than four years with Hitachi Automotive Systems in Japan and returned in 2016. While in Japan, Nunneley was deputy general manager of the Brake System Design Group and the Electronic Control Unit. Before going to Japan, he worked in the design engineering group for Hitachi Automotive Systems in Michigan from 1995 to 2011 on projects ranging from electronic throttle body to engine control units to HEV inverters.

David B. Calabrese



David B. Calabrese is the senior vice president for Government Affairs and deputy general manager of the Washington, D.C., office with Daikin U.S. Corporation. Daikin U.S. Corporation is a subsidiary of Daikin Industries, Ltd., the world's largest air conditioning equipment manufacturer. The Daikin Group in the United States also includes Daikin Applied Americas, Goodman Manufacturing Company, AAF-Flanders and Daikin America. In this role, Calabrese is responsible for the managing the organization's government affairs activities in North America with regard to federal regulatory, legislative and state activity in addition to standards.

Previously to his role at Daikin, Calabrese was the general counsel and senior vice president of Public Policy for the Air-Conditioning, Heating and Refrigeration Institute (AHRI). He also served as the Vice President of Government Relations for the Association of Home Appliance Manufacturers (AHAM) and was an attorney with the law firm Dewey Ballantine LLP practicing general corporate and international trade law. Calabrese earned his law degree from the George Washington University's School of Law and his master's degree in International Economics from the George Washington University's Elliott School of International Affairs.

AMERICAN OVERSIGHT

Thursday, July 19
1:45 – 3:15pm

Joining with Japan: Creating Partnerships from an Ocean Away

Japanese executives and governors will come together to discuss the future of workforce development and investment partnerships between our two countries

- GOED is working with JETRO (Japan External Trade Organization) to explore opportunities for trade. Will discuss and highlight Nevada Global.

- Governor Sandoval is planning to meet with the Japan National Governors Association at the end of August in Tokyo.

- This would be a great opportunity for Governor to highlight his efforts and successes around workforce development. (OWINN)

- The Office of Workforce Innovation helps drive a skilled, diverse, and aligned workforce in the state of Nevada by promoting cooperation and collaboration among all entities focused on workforce development.

- OWINN will partner with GOED's Nevada Global to assist international companies locating in Nevada with attaining and developing their required workforces.

AMERICAN OVERSIGHT

Building Bridges to the Future: State Leadership on Infrastructure Investment
Thursday, July 19
3:30 to 5 p.m.
La Fonda: La Terraza Room

Building Bridges to the Future: State Leadership on Infrastructure Investment

Overview

Infrastructure investment is critical to states' economies, environments and living standards. Governors play a vital role in shaping policy to strengthen states' infrastructure systems. NGA hopes to open a dialogue between international investors and governors on how to solve the U.S. infrastructure deficit. Private sector leaders will share best practices in transportation, energy and water infrastructures, as well as their possible financing models. Governors will present better avenues into the states.

****You are participating in the roundtable discussion.**

Format

- 3:30 p.m. Opening Remarks
  - Jon Phillips, Director, Corporate Affairs, Global Infrastructure Investors Association
- 3:45 p.m. Discussion
  - Mark Romoff, President and CEO, Canadian Council for PPPs
  - Fahad Al Hussain, CEO, TAQNIA International
  - James Wilmott, Morgan Stanley
  - Executive, PGGM (To Be Confirmed)
  - Executive, IFM (To Be Confirmed)
  - Andy Rose, CEO, Global Infrastructure Investors Association

Takeaway(s)

As the future of infrastructure buildout is increasingly falling to state actors, this session is designed to equip governors with creative alternatives to solve their states' infrastructure deficit.

Media

This session is closed to press.

Contact: Abigail Hunter, (202) 624-5301 or ahunter@nga.org

AMERICAN OVERSIGHT

Presenter Bios

Jon Phillips



Jon joined GIIA as the director of corporate affairs in September 2016 with a brief to develop and implement its communications strategy and to extend its membership base. Between 2005 and 2016, he was communications director for the Nuclear Decommissioning Authority, a UK government agency established to run the £3 billion a year nuclear clean-up program. Prior to that, Phillips spent 12 years at airport operator BAA Heathrow, which included leading on communications for the £4.2 billion T5 project during its planning and construction phases.

Mark Romoff



Mark Romoff is president and CEO of The Canadian Council for Public-Private Partnerships (CCPPP). Established in 1993, CCPPP's mission is to promote innovative approaches to infrastructure development and service delivery through public-private partnerships with all levels of government.

Previously, Romoff was founding president and CEO of the Ontario Centres of Excellence, Canada's leading innovation, technology commercialization and entrepreneurship development organization. Over his 25-year career with the government of Canada, Romoff served as executive director in the Department of Industry and as a senior diplomat in the Department of Foreign Affairs and International Trade, serving in Nigeria, Mexico, Malaysia, Japan and the United States.

He is a member of the board of directors of the Central Canadian Public Television Association (PBS-WNED), the Empire Club of Canada, the i-CANADA Governors Council; the World Economic Forum "Strategic Infrastructure Initiative" Advisory Committee and is vice chair of the United Nations Economic Commission for Europe Team of Specialists on Public-Private Partnerships Governing Council.

He earned a Bachelor of Science from McGill University, a master's in applied science from the University of Waterloo and is a graduate of the Harvard University Kennedy School of Government Senior Executives Program and the Directors Education Program of the Canadian Institute of Corporate Directors and holds the ICD.D (Certified Director) designation. Romoff is also a recipient of the 2012 Queen Elizabeth II Diamond Jubilee Medal.

AMERICAN OVERSIGHT

Fahad Al Hussain



Fahaad Alhussain is currently the CEO of TAQNIA International Company, a U.S.-based company with offices on both the east and west coasts. Before that, he was the CEO of TAQNIA Holding, the Saudi company for technological development and investment intended to be the arm of the Saudi government that will diversify the Saudi economy into knowledge-based industries. During his long career, he led the biggest merger in Saudi Arabia's internet service provider (ISP) industry: Alamialiah, Naseej and Alfasliah formed ISP AWALNET, which became the largest ISP in the Kingdom and eventually acquired by the largest telecomm provider in the region (STC).

He then went on to lead International System Engineering (ISE), an IT service company, and managed to turn it around in both revenue and size in less than two years to become a major IT service player for the government and defense sector.

Fahad is a well-known figure in the IT and telecommunication industry in Saudi Arabia and sits on the boards of several companies, including BADIR ICT. He is also chairman of Riyadh Chamber of Commerce ICT committee and serves as a consultant to many government and private organizations.

Andy Rose



Andy Rose is the inaugural chief executive of GIIA, having been appointed in April 2016. Prior to joining GIIA, he held several senior positions in both the public and private sectors in the UK. He previously ran the Homes & Communities Agency, the country's housing and regeneration agency, and has also been chief executive of Infrastructure UK in HM Treasury. Andy spent 17 years at Canadian Imperial Bank of Commerce, where he was managing director of investment banking with responsibility for the European infrastructure business. He was also a partner of AgFe, a leading debt advisory firm based in London.

James Wilmott



Jim Wilmott is a managing director and chairman of Europe for Morgan Stanley Infrastructure Partners ("MSIP"). A 29-year veteran of Morgan Stanley, Wilmott has been investing in principal transactions since 1996 across a range of asset classes and geographies. Since joining MSIP, he has taken significant roles in numerous transactions, including leading a Fund I consortium in acquiring Eversholt Rail Group. Wilmott also serves on the board of Chicago Parking Meters ("CPM") and served on the boards of Eversholt and Affinity prior to their sales.

Prior to joining MSIP, Wilmott was responsible for establishing Morgan Stanley's Principal Investing business in Europe, a special situations, on-balance sheet investment platform. Prior to this, he was Deputy Head of the Principal Investment Department that oversaw Princes Gate Investors, a series of global special situations equity funds that focused on growth and bridge equity, minority investments and structured equity investments. In this role, he spent over six years originating, structuring, managing and exiting investments across a wide variety of sectors and regions. Jim was also a founding member of the Morgan Stanley Bridge Fund, where he originated and managed high-yield bridge loans for four institutional investors, including Morgan Stanley.

AMERICAN OVERSIGHT

VIP Social Event
Thursday, July 19
5:00 – 6:00 p.m.
La Fonda: La Terraza
By Invitation Only

VIP Reception for Governors, Spouses, Foreign Delegations, Sponsors, NGA Partners and Special Guests

Overview

Governors, spouses, foreign delegations, NGA Partners, summer meeting sponsors and other invited guests are invited to join for a VIP cocktail reception to celebrate international cooperation.

Format

This reception will feature light hors d'oeuvres along with refreshments.

Media

This event is closed to press.

Contact: Bob Masciarelli, (202) 624-5355 or bmasciarelli@nga.org

AMERICAN OVERSIGHT

Social Event: A Celebration of Arts and Culture at Museum Hill
Thursday, July 19
6 to 8 p.m.
Museum Hill

A Celebration of Arts and Culture at Museum Hill

Overview

During this opening reception on the Museum Hill plaza, governors, their spouses, sponsors, partners, other meeting attendees and invited guests will experience a sampling of the prestigious Santa Fe Indian Market, the Spanish Market and the International Folk Art Market. In addition, two world-class museums, the Museum of International Folk Art and the Museum of Indian Arts and Culture, will be open to explore. This event will also showcase Native American and Southwestern cuisine and traditional dances from the Acoma, Jemez, Poaque and Zuni pueblos.

****You are giving opening remarks.**

Format

Note: There will be a private patio designated for governors, spouses and sponsors open throughout the event.

- Museums open to guests
    - Museum of Indian Arts and Culture, Museum of International Folk Art

- Art exhibits, demonstrations and sales
    - Southwestern Association for Indian Arts, International Folk Art Market, Museum of Spanish Colonial Arts
    - 10 artists representing each of the three different Santa Fe art markets
    - International artists: Africa (jeweler), Thailand (jeweler), Africa (indigo clothing), Ecuador (panama hats), Thailand (embellished clothing), India (scarves and clothing), Kyrgyzstan (felt and silk scarves), Swaziland (telephone wire baskets)

- Entertainment
    - Jemez Black Eagle and Dance Group (Buffalo and Deer Dances), Zuni Olla Maidens, Poaque Hoop Dancers, Acoma Rain Dancers

- Food and beverage
    - Food stations featuring Native American and New Mexican cuisine
    - Paleta wagon featuring fruit and cream paletas
    - Tasting booth featuring New Mexico Beekeepers Association products

Transportation

Governors may arrive by private vehicle; secured parking will be available. The venue address is 710-708 Camino Lejo, Santa Fe, N.M. All other attendees should utilize the shuttle service provided from all host hotels between the hours of 5:30 p.m. and 8:15 p.m.

Dress

Dress for this event is “Southwest casual.” Please note that this event will take place both indoors and outdoors. Closed-toe shoes and a light sweater or jacket are recommended.

Media

This event is closed to press.

Contact: Bob Masciarelli, (202) 624-5355 or bmasciarelli@nga.org

AMERICAN OVERSIGHT

Museum Hill

Thursday, July 19, 6-8 p.m.

Governor Sandoval

[OPEN WITH SANDOVAL]

WELCOME, EVERYONE, TO THE MISSION HILL MUSEUM. I HAD A GREAT FIRST DAY OF THE SUMMER MEETING AND I HOPE YOU ALL DID AS WELL.

AFTER A FULFILLING DAY, I'M GLAD WE HAVE THIS OPPORTUNITY TO RELAX AND ENJOY EACH OTHER'S COMPANY.

AS I LOOK AROUND THE MUSEUM, I REMEMBER THE SPIRIT OF THE WILD WEST. THE PIONEERS' FEARLESS ATTITUDE ABOUT ENTERING NEW FRONTIERS PROPELLED AMERICA INTO YEARS OF PROSPERITY.

AMERICAN OVERSIGHT

JUST LIKE OUR FOREBEARERS, WE ARE ENTERING A NEW FRONTIER, A FUTURE MARKED BOTH BY NEW INNOVATIONS AND NEW CHALLENGES.

AS GOVERNORS, OUR ROLE IS TO PREPARE OUR STATES FOR THE FUTURE, WHATEVER IT MIGHT HOLD.

I LOOK FORWARD TO SPEAKING WITH MANY OF YOU TONIGHT.

THANKS AGAIN AND ENJOY THE EVENING. I WOULD NOW LIKE TO INVITE GOVERNOR BULLOCK TO SAY A FEW WORDS.

AMERICAN OVERSIGHT

Friday Sessions

AMERICAN OVERSIGHT

NV-DA-20-0615-A-004143

Opening Plenary: Ahead of the Curve: Innovation Governors
Friday, July 20
8:50 to 10 a.m.
Convention Center: Sweeney Ballroom C-F

Opening Plenary: Ahead of the Curve: Innovation Governors

Overview

Governor Sandoval will formally open the Summer Meeting, welcome all participants to New Mexico and preside over the presentation of colors and the singing of our national anthem. Governor Susana Martinez of New Mexico will also offer opening remarks.

The session will then transition to an update for governors on the success of his initiative, *Ahead of the Curve: Innovation Governors.* Governor Sandoval will focus on his work in energy and transportation, as well as future technological trends of which governors should be aware.

Following Governor Sandoval's remarks on his initiative, he will invite John Krafcik, CEO of Waymo, Inc., a company under the Alphabet/Google umbrella focused on autonomous vehicles, for a fireside chat-style conversation, followed by an opportunity for governors to engage in the dialogue.

**** You are gaveling in the meeting, giving opening remarks, and moderating a discussion with the CEO of Waymo.**

Format

- 8:50 a.m. — Presentation of Colors and Singing of National Anthem
- 9 a.m. — Opening remarks
  - Governor Brian Sandoval, Nevada, Moderator
  - Governor Susana Martinez, New Mexico
- 9:15 a.m. — Discussion with John Krafcik, CEO, Waymo
- 10 a.m. — Adjourn

Takeaway(s)

This opening session will open the Summer Meeting. give attendees an update on the progress made on last year's initiative and look to the future of technology with autonomous vehicles.

Media

This session is open to press.

Contacts: Sue Gander, (202) 624-7740 or sgander@nga.org
Garrett Eucalitto, (202) 624-3628 or geucalitto@nga.org
Dan Lauf, (202) 624-5427) or dlauf@nga.org

AMERICAN OVERSIGHT

Presenter Bio

John Krafcik



John Krafcik serves as CEO at Waymo. He served as self-driving car chief executive at Alphabet Inc. (alternate name Google Inc). since Sept. 30, 2015. Krafcik served as the president of TrueCar, Inc. from April 2014 to September 15, 2015 and served as its principal operating officer until Sept. 15, 2015. Krafcik served as the CEO and president of Hyundai Motor America, Inc. until Dec. 31, 2013.

Krafcik served as an acting CEO and acting president of Hyundai Motor America, Inc. starting in November 2008 and was responsible for implementation of strategic direction and management of operations. He served as vice president of Strategic Planning & Product Planning at Hyundai Motor America, Inc. from April 2004 to November 2008. He joined Hyundai from Ford Motor Company, where he worked for 14 years and held positions as chief engineer of Truck Chassis Engineering and chief engineer of Large and Premium Utility Vehicles. Before joining Ford Motor Company, Krafcik was the first American engineer hired by the GM and Toyota joint-venture partnership NUMMI and later became an industry expert on lean production while at MIT. He formed his own management consulting business and was a major contributor to The Machine That Changed the World. While at Ford, Krafcik held several key product development and planning positions on SUVs, trucks and commercial vehicles. From 1998 to 2002, he served as chief engineer for Large and Premium Vehicles, which included the Ford Expedition and Lincoln Navigator. He has experience in automobile manufacturing. He oversaw Ford's light truck chassis systems and helped launch the Ford F-150 pickup truck. He has been a director of TrueCar, Inc. since February 2014. Krafcik holds a Bachelor of Science degree in mechanical engineering from Stanford University and a Master of Science degree in management from the MIT Sloan School of Management.

AMERICAN OVERSIGHT

Opening Plenary

Friday, July 20, 9-10 a.m.

Governor Sandoval

[SANDOVAL OPENS]

GOOD MORNING GOVERNORS, DISTINGUISHED INTERNATIONAL VISITORS AND GUESTS FROM BUSINESS, INDUSTRY, ACADEMIA, THE FEDERAL GOVERNMENT, PHILANTHROPIES AND CIVIL SOCIETY.

WELCOME TO THE 2018 SUMMER MEETING OF THE NATION'S GOVERNORS IN BEAUTIFUL SANTA FE, NEW MEXICO!

[INSERT FOR PRESENTATION OF FLAG AND SINGING OF ANTHEM]

AMERICAN OVERSIGHT

I AM PLEASED TO ONCE AGAIN COME TOGETHER WITH MY COLLEAGUES TO LEARN ABOUT THE KEY ISSUES OF THE DAY, LIKE HOW TO PREPARE OUR WORKFORCE FOR INCREASING AUTOMATION, HOW TO CONTINUE TO GROW OUR ECONOMIES AND WHAT IT MEANS TO BE A GOVERNOR IN AN INCREASINGLY GLOBAL WORLD.

WE HAVE A SPECIAL SESSION ON WOMEN IN LEADERSHIP WHERE WE WILL HEAR FROM LEADING CEOS. WE WILL SHARE IDEAS ON HOW TO TACKLE TOUGH CHALLENGES SUCH AS THE PERSISTENT OPIOID CRISIS. AND WE WILL DISCUSS HOW, TOGETHER, WE CAN DEVELOP BI-PARTISAN APPROACHES TO IMPROVE THE LIVES OF ALL AMERICANS.

THANK YOU, GOVERNOR SUSANA MARTINEZ AND FIRST GENTLEMAN CHUCK FRANCO, FOR BEING WONDERFUL HOSTS AND SHOWING US A FANTASTIC TIME HERE IN THE LAND OF ENCHANTMENT.

AMERICAN OVERSIGHT

WE ARE LOOKING FORWARD TO SEVERAL EXCELLENT SOCIAL EVENTS TO COMPLEMENT OUR BUSINESS SESSIONS. GOVERNOR MARTINEZ, CAN YOU PLEASE SHARE WITH US YOUR WELCOMING REMARKS.

[TRANSITION TO SUSANA MARTINEZ]

[TRANSITION BACK TO SANDOVAL AND CHAIR'S INITIATIVE]

THANK YOU, GOVERNOR MARTINEZ, FOR YOUR HOSPITALITY AND ALL THE WORK YOU DO FOR THE PEOPLE OF NEW MEXICO.

I AM EXCITED TO KICK OFF OUR MEETING WITH A SESSION DEDICATED TO THE THEME OF MY CHAIR'S INITIATIVE: *AHEAD OF THE CURVE: INNOVATION GOVERNORS.*

I LOOK FORWARD TO ENGAGING ALL OF YOU IN A DISCUSSION OF HOW WE AS GOVERNORS CAN PREPARE OUR STATES FOR THE INCREDIBLE TECHNOLOGY THAT IS TRANSFORMING OUR TRANSPORTATION AND ENERGY SECTORS AND SO MANY OTHER ASPECTS OF OUR DAILY LIVES.

AMERICAN OVERSIGHT

IT HAS BEEN MY HONOR TO SERVE AS NGA CHAIR THIS PAST YEAR AND EXPLORE WITH YOU THE TOPIC OF TECHNOLOGY INNOVATION.

I STAND HERE TODAY CONFIDENT THAT THE FOURTH INDUSTRIAL REVOLUTION IS TRULY UPON US.

AND, THANKS TO YOUR ENGAGEMENT AND YOUR STAFF'S PARTICIPATION, WE ARE ALL MUCH BETTER PREPARED TO TACKLE THE MANY POLICY, WORKFORCE, COMMUNICATIONS, CYBER AND OTHER CHALLENGES THAT GO ALONG WITH OUR MOVE TO A MORE CONNECTED, DIGITAL WORLD.

AS I PROMISED AT THE NGA SUMMER MEETING IN PROVIDENCE LAST YEAR, WE ARE WELL ON OUR WAY TO BECOMING "INNOVATION GOVERNORS" AND STAYING AHEAD OF THE CURVE.

I'D LIKE TO SHARE WITH YOU A FEW HIGHLIGHTS OF THE PAST YEAR AND HOW NGA WILL CONTINUE TO ENGAGE STATES IN THE FUTURE.

AMERICAN OVERSIGHT

WE'VE CAPTURED A FEW SPECIAL SCENES IN THE PLACEMAT YOU SEE BEFORE YOU. YOU'LL SEE THERE, THE LIST OF SPONSORS THAT HAVE PROVIDED INVALUABLE SUPPORT TO BOLSTER OUR EFFORTS. [NGA WILL HAVE PLACEMATS IN FRONT OF EACH OF THE GOVERNORS WITH THE "ABOUT THE INITIATIVE" SIDE SHOWING.]

WE BEGAN THE INITIATIVE IN RENO, NEVADA, WHERE WE GATHERED TO MAP OUT THE INITIATIVE AND TOUR THE STATE-OF-THE-ART SWITCH DATA CENTER, JUST AROUND THE CORNER FROM THE TESLA GIGA-FACTORY, HOME TO THE WORLD'S LARGEST PRODUCER OF LITHIUM-ION BATTERIES.

WHO COULD FORGET WHEN WE LAUNCHED THE INITIATIVE LAST JULY WITH A THOUGHT-PROVOKING DISCUSSION WITH TESLA CEO ELON MUSK AND A DRONE-DELIVERED GAVEL?

AMERICAN OVERSIGHT

WE THEN DOUBLED DOWN ON EXPLORING ENERGY INNOVATION THROUGH AN ENERGY INNOVATION SUMMIT HOSTED BY GOVERNOR HICKENLOOPER IN DENVER, THAT EXAMINED HOW SMART GRID TECHNOLOGIES, DISTRIBUTED GENERATION, ENERGY STORAGE, SENSORS FOR COAL AND NATURAL GAS OPERATIONS AND OTHER TECHNOLOGIES ARE CREATING AN ELECTRICITY SYSTEM THAT IS SAFER, MORE EFFICIENT, CLEANER AND MORE RESILIENT.

WE SAW THE LATEST TECHNOLOGIES IN ACTION AT THE SOLAR DECATHLON – IN NET-ZERO-ENERGY-USE HOUSES, BUILT BY COLLEGE STUDENTS NO LESS.

WE GATHERED AGAIN IN LAS VEGAS, NEVADA, FOR A TRANSPORTATION INNOVATION SUMMIT, WHERE WE WERE HOSTED BY THE CONSUMER TECHNOLOGY ASSOCIATION AT CES, THE WORLD'S LARGEST TECHNOLOGY SHOWCASE AND HEARD FROM THOUGHT-LEADERS ABOUT THE INCREDIBLE ADVANCEMENTS IN AUTONOMOUS VEHICLES, ELECTRIC VEHICLES, RIDE SHARING AND DRONES.

AMERICAN OVERSIGHT

WE TOOK RIDES IN AN AUTONOMOUS SHUTTLE AND IT WAS MY PLEASURE TO BE JOINED AT CES BY GOVERNOR BULLOCK AND GOVERNOR SNYDER TO HIGHLIGHT HOW STATES ARE TRULY THE LABORATORIES OF INNOVATION.

AT OUR NGA 2018 WINTER MEETING, I WAS THRILLED TO HAVE IBM CEO GINNI ROMETTY JOIN ME TO DISCUSS INNOVATION IN COMPUTATION AND STRATEGIES TO PREPARE THE WORKFORCE AND TO GIVE US ALL THE "BLOCKCHAIN FOR DUMMIES" LESSON WE'VE BEEN TOO AFRAID TO REQUEST.

IN TOTAL, WE ENGAGED OVER 150 OFFICIALS FROM A TOTAL OF 39 STATES AND HELPED THEM DEVELOP IDEAS FOR KEY ACTIONS TO IMPLEMENT BACK HOME.

WE ALSO ENGAGED ADDITIONAL THOUGHT-LEADERS AS PART OF AN AHEAD-OF-THE-CURVE PODCAST. I HOPE YOU WILL ALL GIVE IT A LISTEN ON YOUR TRAVELS BACK HOME.

AMERICAN OVERSIGHT

LAST BUT NOT LEAST, WE HELD A SPECIAL ROUNDTABLE AT DELOITTE'S INNOVATION GREENHOUSE IN SAN JOSE, TO GATHER INPUT ON A GROUNDBREAKING SET OF STATE INNOVATION ROADMAPS THAT I AM PLEASED TO PRESENT TO YOU TODAY.

IF YOU FLIP YOUR PLACEMATS TO THE OTHER SIDE, [PAUSE TO FLIP PLACEMATS] YOU WILL SEE A SNAPSHOT OF THOSE ROADMAPS—ONE COVERS TRANSPORTATION INNOVATION AND ONE COVERS ENERGY INNOVATION.

WE HAVE PRINTED COPIES OF EACH FOR YOU AS WELL, AND WE HOPE YOU WILL FIND THEM USEFUL TOOLS THAT PROVIDE YOU WITH A MENU OF OPTIONS TO DEVELOP YOUR OWN INNOVATION STRATEGIES.

[SMARTER STATES LAUNCH]

AMERICAN OVERSIGHT

WHILE MY INITIATIVE IS FORMALLY COMING TO AN END, WE KNOW THAT STATES CONTINUE TO SEEK WAYS TO TAKE ADVANTAGE OF NEW TECHNOLOGIES.

I AM PLEASED TO ANNOUNCE THAT TODAY, AS A LEGACY TO AHEAD OF THE CURVE, THE NATIONAL GOVERNORS ASSOCIATION IS LAUNCHING A NEW *SMARTER STATES, SMARTER COMMUNITIES* INITIATIVE.

THIS MULTIYEAR EFFORT TO HELP STATES USE DATA ANALYTICS, ADVANCED COMMUNICATIONS NETWORKS AND CONNECTED TECHNOLOGIES TO IMPROVE SAFETY, MOBILITY, EFFICIENCY AND PRODUCTIVITY FOR THE CITIZENS OF THEIR STATES.

THE EFFORT WILL START WITH A NGA LEARNING LAB LATER THIS YEAR, WHERE GOV. RAUNER SET OUT TO MAKE ILLINOIS THE FIRST "SMART STATE" AND ASKED NGA TO HELP DEVELOP A COHORT OF SMARTER STATES SO THAT WE CAN LEARN FROM EACH OTHER.

AMERICAN OVERSIGHT

I'M PLEASED TO ANNOUNCE THAT NGA HAS SELECTED THE STATES OF XX, XX, XX AND XX, [WILL HAVE FINALIZED THESE BY JULY 13] TO BE PART OF THAT FIRST COHORT.

WE APPRECIATE THE SUPPORT OF CROWN CASTLE, SAS, SIEMENS, VERIZON AND THE DEPARTMENT OF ENERGY [ADD MORE NAMES AS SPONSORS ARE FINALIZED] IN HELPING CREATE SMARTER STATES, SMARTER COMMUNITIES.

I HOPE YOU ALL TAKE SOME TIME TO VISIT THE SMARTER STATES EXPO AT THIS MEETING, WHERE LEADING TECHNOLOGY INNOVATORS WILL BE DEMONSTRATING SMART TECHNOLOGIES IN ACTION.

[MARBLE ROBOT DEMONSTRATION]

AMERICAN OVERSIGHT

WHILE I COULD FILL THE REST OF THE HOUR DESCRIBING TO YOU THE CONVERSATIONS WE HAD AND EXCITING TECHNOLOGY WE EXPERIENCED, I WOULD RATHER BRING YOU A LITTLE INNOVATION IN ACTION.

I NOW WELCOME TO THE MEETING FOR THE FIRST TIME, A SIDEWALK ROBOT.

THIS ROBOT OFFERS A GLIMPSE INTO THE FUTURE WHEN MEDICINES, GROCERIES AND OTHER ITEMS OF DAILY NEED WILL COME TO US BY AUTONOMOUS ROBOTS SUCH AS THIS ONE DEVELOPED BY THE MARBLE COMPANY BASED IN SAN FRANCISCO, CALIFORNIA.

I'M PLEASED THAT MARBLE CEO MATT DELANEY COULD JOIN US HERE TODAY.

AMERICAN OVERSIGHT

AS WE PLAY A SHORT VIDEO THAT SHOWS THE CAPABILITIES OF THE ROBOT IN MORE DETAIL, IT WILL HELP ME DELIVER TO YOU A SPECIAL GIFT TO HELP YOU REMEMBER THE GREAT STATE OF NEVADA.

[MARBLE ROBOT WILL LEAVE THE ROOM]

[TRANSITION TO FIRESIDE CHAT]

NOW, I PROMISED YOU A GREAT DISCUSSION TODAY AND I KNOW I CAN DELIVER WITH OUR NEXT GUEST.

A KEY ISSUE OF THIS INITIATIVE HAS BEEN AUTONOMOUS VEHICLES AND THE IMPACTS THEY WILL HAVE ON OUR LIVES.

MY OWN CLAIM TO FAME IS THAT I WAS THE FIRST GOVERNOR TO RIDE IN AN AUTONOMOUS CAR, BACK IN 2011.

AMERICAN OVERSIGHT

IT WAS KNOWN THEN AS THE "GOOGLE CAR" AND THE COMPANY HAS SINCE SPUN OUT THIS SPECIAL PROJECT INTO THE COMPANY THAT IS WAYMO TODAY.

IF YOU ARE NOT FAMILIAR WITH WAYMO, WE HAVE A BRIEF VIDEO TO INTRODUCE YOU A LEADER IN SELF-DRIVING CAR TECHNOLOGY.

[VIDEO PLAYS FOR 90 SECONDS]

I AM VERY PLEASED TO HAVE THE CEO OF THIS INNOVATIVE COMPANY, JOHN KRAFCIK, JOINING US THIS MORNING.

I HAD THE GREAT PLEASURE OF MEETING JOHN DURING MY RECENT TRIP TO SAN JOSE AND WAS INSPIRED BY THE VISION HE HAS FOR A SAFER, AUTONOMOUS FUTURE.

PLEASE JOIN ME IN WELCOMING JOHN TO THE STAGE FOR A FIRESIDE CHAT THAT WE'LL FOLLOW UP WITH SOME Q&A WITH THE GOVERNORS.

AMERICAN OVERSIGHT

[KRAFCIK JOINS SANDOVAL ON STAGE]

THANK YOU FOR JOINING US JOHN. WE ARE VERY EXCITED TO HAVE YOU WITH US TODAY.

WAYMO IS ON THE LEADING EDGE OF DEVELOPING AUTONOMOUS VEHICLE TECHNOLOGY, BUT, I SUSPECT THAT SOME GOVERNORS MAY NOT REALIZE THAT WAYMO HAS BEEN LEADING IN THIS SPACE FOR NEARLY A DECADE.

[TRANSITION TO Q & A]

CAN YOU SHARE WITH US HOW WAYMO WAS FOUNDED, AND WHAT MAJOR PROJECT IS IN THE WORKS? AND BEFORE WE DO A DEEP DIVE ON HOW THIS REVOLUTIONARY TECHNOLOGY WILL IMPACT OUR LIVES, CAN YOU GIVE US A BRIEF PRIMER ON THE TECHNOLOGY BEHIND YOUR AUTONOMOUS VEHICLES?

AMERICAN OVERSIGHT

[JOHN KRAFCIK ANSWER]

THE VIDEO WE JUST SAW SHOWED THE WAYMO CARS ON THE ROAD IN A STATE RIGHT NEXT DOOR TO HERE, IF I AM NOT MISTAKEN? CAN YOU TALK ABOUT WHAT WAYMO HAS LEARNED FROM THE RIDERS, AND HOW THEY ARE REACTING TO TRAVELING IN AN AUTONOMOUS VEHICLE?

[JOHN KRAFCIK ANSWER]

THERE WAS A BELIEF THAT MANY IN THE TECHNOLOGY SECTOR WHO WERE PUSHING THIS ENVELOPE WOULD COME OUT WITH THEIR OWN VEHICLES AND COMPETE WITH THE LEGACY AUTO COMPANIES, BUT IT SEEMS LIKE THE OPPOSITE HAS OCCURRED. WAYMO AND OTHERS ARE ENTERING INTO AGREEMENTS TO PURCHASE VEHICLES FROM EXISTING COMPANIES AND USE THEIR SOFTWARE EXPERTISE TO MODIFY THEM TO BE AUTONOMOUS.

AMERICAN OVERSIGHT

CAN YOU TALK ABOUT THE RECENT ANNOUNCEMENTS FROM WAYMO ABOUT THE PURCHASE OF VEHICLES, AND WHY YOU HAVE TAKEN THIS PATH INSTEAD OF DEVELOPING YOUR OWN VEHICLES FROM SCRATCH?

[JOHN KRAFCIK ANSWER]

WITH SUCH A LARGE FLEET OF VEHICLES ON THE ROAD, HOW ARE YOU GOING TO MANAGE CLEANING AND MAINTAINING THE VEHICLES, AND WHERE WILL THEY BE STORED DURING SLOW PERIODS? RIGHT NOW, IT FALLS TO THE DRIVER TO CLEAN THEIR CAR AND BRING IT IN FOR TUNE-UPS AND OIL CHANGES, AND PARK IT IN A GARAGE, ON THE STREET, OR IN A DRIVEWAY.

WILL WAYMO ESTABLISH VEHICLE DEPOTS LIKE HOW TRANSIT DISTRICTS HAVE LARGE BUS DEPOTS OR RAIL YARDS?

[JOHN KRAFCIK ANSWER]

AMERICAN OVERSIGHT

WHILE ON THE TOPIC OF THE VEHICLES, CAN WE TALK ABOUT THE PROPULSION? LAST SUMMER WE HAD ELON MUSK WITH US, AND HE TALKED ABOUT THE FUTURE BEING BOTH AUTONOMOUS AND ELECTRIC.

IN NEVADA, WE HAVE MADE A CONCERTED EFFORT TO PREPARE FOR THE INCREASE OF EVS BY BUILDING OUT AN ELECTRIC HIGHWAY SYSTEM TO ELIMINATE RANGE ANXIETY FOR DRIVERS. IS WAYMO PREPARING FOR A FLEET OF EVS?

[JOHN KRAFCIK ANSWER]

I IMAGINE THE ENGINES MAY BE EASIER TO MAINTAIN THAN A FLEET FOR TRADITIONAL VEHICLES IN USE ALL DAY LONG.

I THINK ALL OF US ARE INTRIGUED BY THE CONCEPT OF SELF-DRIVING VEHICLES, AND 36 STATES HAVE EITHER ENACTED LEGISLATION OR EXECUTIVE ORDERS TO ESTABLISH GUIDELINES FOR THEIR TESTING AND OPERATION, WITH NEVADA BEING THE FIRST OF COURSE, BACK IN 2011.

AMERICAN OVERSIGHT

ONE OF THE GREATEST POTENTIAL BENEFITS OF THIS TECHNOLOGY IS THE POTENTIAL TO SIGNIFICANTLY REDUCE THE TRAFFIC FATALITIES OUR NATION SEES EVERY YEAR, A STAGGERING 37,461 LIVES LOST IN 2016, OR ABOUT ONE DEATH EVERY MINUTE.

RECENTLY, THOUGH, WE HAVE ALL SEEN THE NEWS ABOUT ACCIDENTS OR INCIDENTS INVOLVING AUTONOMOUS VEHICLES WHICH HAS SPURRED DEBATE ABOUT THE SAFETY OF HAVING THESE VEHICLES ON THE ROADS TODAY.

HOW DO YOU RESPOND TO THESE CONCERNS? IS IT TIME TO SLOW DOWN AND DO MORE VIRTUAL TESTING, INSTEAD?

[JOHN KRAFCIK ANSWER]

AMERICAN OVERSIGHT

THE ROADMAP ON TRANSPORTATION INNOVATION WE HAVE RELEASED TODAY GOES INTO GREAT DEPTHS ON THE POTENTIAL BENEFITS, CHALLENGES AND CONCERNS THAT STATES NEED TO GRAPPLE WITH AS AUTONOMOUS VEHICLES ENTER THE TRANSPORTATION SYSTEM.

THESE RANGE FROM IMPROVED SAFETY ON THE ROADS AND INCREASED PRODUCTIVITY FOR WORKERS, TO INCREASED VEHICLE MILES TRAVELED AND THE POTENTIAL LOSS OF JOBS DUE TO AUTOMATION.

CAN YOU TALK ABOUT SOME OF THE BENEFITS THIS TECHNOLOGY? DO YOU HAVE ANY CONCERNS ABOUT THE TECHNOLOGY? HOW CAN THOSE BE ADDRESSED THROUGH PREEMPTIVE POLICY CHANGES?

[JOHN KRAFCIK ANSWER]

AMERICAN OVERSIGHT

HOW CAN WE IN THE GOVERNMENT, OR YOU IN THE PRIVATE SECTOR OR MAYBE BOTH OF US IN A PARTNERSHIP EDUCATE THE PUBLIC ABOUT THIS TECHNOLOGY, ITS BENEFITS AND THE FUTURE THAT IS ON THE HORIZON?

[JOHN KRAFCIK ANSWER]

THERE WAS A RECENT ANNOUNCEMENT THAT WAYMO HAS TEAMED UP WITH UBER, FORD AND OTHERS IN THIS SPACE TO LOOK AT THE IMPACTS OF AUTONOMOUS VEHICLES ON THE NATION'S WORKFORCE.

THE IMPACT OF THIS TECHNOLOGY ON JOBS IS SOMETHING WE HEAR FROM MANY GOVERNORS.

CAN YOU TALK BRIEFLY ABOUT THIS PARTNERSHIP AND HOW WE CAN PROACTIVELY ADDRESS THIS ISSUE?

[JOHN KRAFCIK ANSWER]

AMERICAN OVERSIGHT

ONE THING I WANT TO GET YOUR THOUGHTS ON IS TIED TO THE TIMELINE OF THE TECHNOLOGY.

SELF-DRIVING CARS ARE CLEARLY GOING TO CHANGE TRAFFIC PATTERNS AND TRANSPORTATION CHOICES.

WE PROBABLY WON'T NEED AS MANY PARKING GARAGES, WE MIGHT NOT NEED HIGHWAY LANES TO BE AS WIDE AS THEY ARE, AND METERED PARKING SPOTS MAY BECOME EXTINCT.

HOWEVER, AS GOVERNORS WE ARE ROUTINELY FACED WITH MAKING DECISIONS ABOUT INFRASTRUCTURE INVESTMENTS THAT HAVE A LIFESPAN OF 30, 50 OR EVEN 75 YEARS.

ARE WE BUILDING THINGS TODAY WE WILL NOT NEED 20 YEARS FROM NOW, AND IF SO, HOW CAN WE MAKE SURE WE ARE NOT LEAVING OUR CHILDREN WITH STRANDED ASSETS THEY DO NOT NEED BUT MUST CONTINUE TO PAY FOR?

[JOHN KRAFCIK ANSWER]

AMERICAN OVERSIGHT

ARE THERE THINGS WE SHOULD BE INVESTING IN TODAY THAT ARE NOT A PRIORITY FOR OUR STATE AND LOCAL GOVERNMENTS, OR ARE THERE CHANGES WE SHOULD MAKE TO THE INFRASTRUCTURE WE ARE BUILDING TODAY?

[JOHN KRAFCIK ANSWER]

GOVERNORS LIKE TO BE ACTIVE. WE TOOK THESE JOBS BECAUSE WE WANT TO GET THINGS DONE.

WE WANT TO MAKE LIFE BETTER FOR OUR CITIZENS, IMPROVE THE OPPORTUNITIES FOR OUR EMPLOYERS, ENHANCE THE SAFETY, RELIABILITY AND RESILIENCY OF OUR INFRASTRUCTURE AND, YES, LEAVE A BETTER WORLD FOR ALL OUR CHILDREN.

WHAT ADVICE WOULD YOU GIVE TO GOVERNORS FOR THE ACTIONS THEY CAN TAKE TO PROMOTE TRANSPORTATION INNOVATION WHILE PROTECTING THE PUBLIC?

[JOHN KRAFCIK ANSWER]

AMERICAN OVERSIGHT

[BEGIN Q & A WITH GOVERNORS]

I WOULD LIKE TO INVITE OTHER GOVERNORS TO JOIN IN THE DISCUSSION AND SHARE THEIR QUESTIONS ABOUT INNOVATION WITH JOHN.

[SANDOVAL—CLOSING]

PLEASE JOIN ME IN THANKING JOHN FOR HELPING US LEARN MORE ABOUT WHAT WE AS GOVERNORS CAN DO TO STAY AHEAD OF THE CURVE AND PREPARE OUR STATES AND THE CITIZENS WE SERVE FOR THE FUTURE.

I HOPE EVERYONE ENJOYED THE CONVERSATION AND IS READY FOR MORE TO COME THROUGHOUT THE WEEKEND. STAY TUNED FOR OUR NEXT PLENARY HERE SHORTLY. THANK YOU.

AMERICAN OVERSIGHT

Plenary Session II: Racial Equity in the Workplace
Friday, July 20
10:10 to 10:50 a.m.
Convention Center: Sweeney Ballroom C-F

Plenary Session II: Racial Equity in the Workplace

Overview

This fireside chat, featuring W.K. Kellogg Foundation CEO La June Montgomery Tabron explores the significant economic and social gains to be made by closing the racial equity gap in the U.S.

Format

- 10:10 a.m. — Opening remarks and introductions
  - Governor Bullock
- 10:15 a.m. — Discussion with CEO La June Montgomery Tabron and Governor Bullock
- 10:50 a.m. — Adjourn

Takeaway(s)

This discussion is designed to focus on the issues of racial equity and equality in the workplace when it comes to ensuring Good Jobs for All Americans.

Media

This session is open to press.

Contact: Tiffany Shackelford, (202) 624-5346 or tschackelford@nga.org

AMERICAN OVERSIGHT

Presenter Bio

La June Montgomery Tabron



La June Montgomery Tabron is the president and CEO of the W.K. Kellogg Foundation (WKKF) in Battle Creek, Mich., one of the largest private foundations in the United States.

As a champion for vulnerable children and for creating the conditions necessary for them to thrive, Tabron leads the Kellogg Foundation and its work to support thriving children, working families and equitable communities. The Kellogg Foundation works to heal the profound racial inequities in communities, cultivate community leaders and foster community engagement on behalf of children.

Prior to becoming the first African-American president and CEO to lead the foundation in its history, she served in a variety of positions at the Kellogg Foundation after joining the organization as the controller in 1987. Most recently, she was the executive vice president of operations and treasurer, where she was pivotal in connecting and integrating WKKF's leadership committees: the Executive Council, Program Leadership Council, Talent Board and Organizational Advisory Team, ensuring unified execution of the organization's mission and strategic framework across all programmatic and priority place areas. She also provided leadership for WKKF's place-based grantmaking in Mississippi and New Orleans since 2011, launching a significant effort to help set young males of color on the path to success in 2013.

Other earlier positions at WKKF included: chief operating officer and treasurer; senior vice president/chief financial officer and treasurer; vice president – finance and treasurer; and assistant vice president for finance and assistant treasurer. Prior to joining WKKF, she was an auditor for Plante & Moran CPAs.

Throughout almost 30 years in philanthropy, Tabron has participated in numerous sector efforts to enhance philanthropy, including the policy and annual conference committees for the Council on Foundations and the board development and transparency committees for Independent Sector.

As a community and civic leader, Tabron serves on Detroit Workforce Development Board, the Alumni Association of the University of Michigan Board and is a member of the Kalamazoo Chapter of the Links, Incorporated. She also serves on the boards of Battle Creek Community Health Partners, Bronson Healthcare Group and the Kellogg Company. Tabron is also the chair of the W.K. Kellogg Foundation Trust.

Tabron holds a bachelor's degree in business administration from the University of Michigan – Ann Arbor and an MBA from the Kellogg Graduate School of Management at Northwestern University. She also received an honorary doctorate of humane letters from Marygrove College in Detroit and an honorary doctorate from Union Institute & University. She is a certified public accountant and certified management accountant licensed in Michigan. She is also a graduate of the inaugural class of the Council on Foundations' Career Pathways Program.

The W.K. Kellogg Foundation (WKKF), founded in 1930 as an independent, private foundation by breakfast cereal pioneer Will Keith Kellogg, is among the largest philanthropic foundations in the United States. Guided by the belief that all children should have an equal opportunity to thrive, WKKF works with communities to create conditions for vulnerable children so they can realize their full potential in school, work and life. The Kellogg Foundation is based in Battle Creek, Mich., and works throughout the United States and internationally, as well as with sovereign tribes. Special emphasis is paid to priority places where there are high concentrations of poverty and where children face significant barriers to

AMERICAN OVERSIGHT

success. WKKF priority places in the U.S. are in Michigan, Mississippi, New Mexico and New Orleans; and internationally, are in Mexico and Haiti. For more information, visit www.wkkf.org.
Plenary Session III: Women in Leadership: A View from the Top
Friday, July 20
11 to 11:40 a.m.
Convention Center: Sweeney Ballroom C-F

Plenary Session III: Women in Leadership: A View from the Top

Overview

During this panel, three accomplished CEOs will discuss leadership, innovation and the workforce in a changing economy. The panelists will discuss the challenges that women face in the workforce as well new and innovative ways for women to lead in both the public and private sectors.

Format

- 11 a.m. — Opening remarks and introductions
  - Governor Susana Martinez, New Mexico, Moderator
- 11:05 a.m. — Panel discussion
  - Gail Boudreaux, CEO, Anthem, Inc.
  - Barbara Humpton, CEO, Siemens USA
  - Pat Vincent-Collawn, CEO, PNM Resources
- 11:40 a.m. — Adjourn

Takeaway(s)

This session is designed to provide governors with a new understanding of leadership and a new appreciation for diversity in the workforce.

Media

This session is open to press.

Contact: Kristen Hagan, (630) 292-4038 or khagan@nga.org

AMERICAN OVERSIGHT
NV-DA-20-0615-A-004171

Presenter Bios

Gail Boudreaux



Gail Koziara Boudreaux is the president and CEO of Anthem, Inc., a Fortune 50 company and leading health benefits provider with a focus on transforming health care to make it more accessible and affordable for all Americans. Anthem's 53,000 associates serve more than 40 million consumers—or one in eight Americans—through its affiliated health plans. In total, Anthem serves over 73 million individuals across 27 states through its broad portfolio of health insurance and services subsidiaries, including Anthem Blue Cross and Blue Shield health plans, Amerigroup, CareMore and Simply Healthcare.

Boudreaux is the former CEO of UnitedHealthcare, where she was responsible for the largest business division of UnitedHealth Group and the largest benefits provider in the nation, serving 45 million individuals with revenue of approximately $120 billion and a workforce of more than 60,000 employees. During Boudreaux's tenure, UnitedHealthcare was the fastest-growing health benefits company in the industry, growing organically by more than 8 million members in five years. Before joining UnitedHealthcare, Boudreaux served as executive vice president of External Operations for Health Care Service Corporation and 20 years at Aetna holding a number of regional and national leadership positions.

Boudreaux was honored from 2008 to 2014 as one of Fortune's 50 Most Powerful Women in American Business. Additionally, she was named to the Forbes 100 Most Powerful Women in The World list and was recognized by the Minneapolis/St. Paul Business Journal as one of the top 25 industry leaders and included on Today's Chicago Woman list of 100 Women of Influence. Boudreaux was also named by Modern Healthcare as one of the Most Powerful People in Healthcare.

Boudreaux serves on the Board of Trustees of the Field Museum of Chicago and is a member of the Chicago Network, an organization of Chicago's most influential women. She currently serves on the Board of Directors for Xcel Energy, Inc., Zimmer Biomet Holdings, Inc. and Novavax, Inc. She is the chair of the Excel Energy Operations, Nuclear and Environment and Safety Committee.

Boudreaux earned a B.A. with honors from Dartmouth College and an MBA with distinction in finance and health care administration from Columbia Business School.

Barbara Humpton



Barbara Humpton is CEO of Siemens USA, where she guides the company's strategy and engagement in serving the company's largest market in the world, with more than 50,000 employees and over $23 billion in revenues and $5 billion in annual exports.

Most recently, Humpton served as president and CEO of Siemens Government Technologies, Inc. (SGT), a leading integrator of Siemens' products and services for federal government agencies and departments. In this role, Humpton also served as an officer/director member of the board of directors of SGT.

AMERICAN OVERSIGHT

Prior to joining Siemens in 2011, Humpton served as a vice president at Booz Allen Hamilton where she was responsible for program performance and new business development for technology consulting in the Department of Justice and Department of Homeland Security. Earlier, Humpton was a vice president at Lockheed Martin Corporation with responsibility for Biometrics Programs, Border and Transportation Security and Critical Infrastructure Protection, including such critical programs as the FBI's Next Generation Identification and the TSA's Transportation Workers' Identification Credential.

Humpton is a graduate of Wake Forest University with a bachelor's degree in mathematics. She serves on the board of directors of MorganFranklin, the American Heart Association Greater Washington Region, the Center for Strategic and Budgetary Assessments (CSBA) and The George Washington University Law School Government Contracts Advisory Board. She resides in Washington, D.C., with her husband, David.

Pat Vincent-Collawn



Pat Vincent-Collawn joined PNM Resources in 2007 as utilities president, overseeing the daily operations for PNM and Texas New Mexico Power. She became the president and CEO of PNM Resources in March 2010 and chairman of the board in January 2011.

Vincent-Collawn's extensive utility experience has helped her guide PNM Resources through its transformation from a partially deregulated entity into a pure electric utility, with a clear focus on reliability, safety and sustainability. She also continues to lead the development of strategies to respond to growing requirements for renewable energy and to position the company to meet and exceed current and future environmental regulations.

Vincent-Collawn strongly believes that businesses must actively support education and economic development in the communities they serve. She is involved in several community, state and industry initiatives. She is also chair of the Kirtland Partnership Committee, a community board member of Wells Fargo of New Mexico and the Economic Forum of Albuquerque. She is past chair of both the Greater Albuquerque Chamber of Commerce and the United Way of Central New Mexico. Vincent-Collawn is a member of the executive committee and the board of directors for the Electric Power Research Institute and the Edison Electric Institute; she also serves on the board of CTS Corporation (NYSE: CTS). Vincent-Collawn has a bachelor's degree in journalism (magna cum laude) from Drake University and an MBA from Harvard University.

AMERICAN OVERSIGHT

Plenary Session IV: Economic Opportunity in the Great Outdoors
Friday, July 20
11:50 a.m. to 12:50 p.m.
Convention Center: Sweeney Ballroom C-F

Plenary Session IV: Economic Opportunity in the Great Outdoors

Overview

Our nation's outdoors play a significant role in stimulating our economy, increasing public health, creating jobs and connecting our communities. Outdoor recreation activities alone contribute $887 billion annually to the economy, support 7.6 million American jobs and generate $80 billion in annual tax revenue at the federal, state and local level. Over the past several years, many states have fully recognized that the outdoor industry is an economic powerhouse, so governors are developing ways to harness the potential of the growing industry. By creating unique investment opportunities for the outdoor recreation industry, states are now bolstering or replacing declining businesses, promoting public health and developing long-term strategies that will continue to foster the sector.

This session will provide governors an opportunity to discuss how their states are integrating recreation and parks into their state-wide economic development strategies, including success stories from existing state Offices of Outdoor Recreation.

Format

- 11:50 a.m. — Opening Remarks
  - Colorado Governor John Hickenlooper
- Noon — Speaker Presentations
  - Jerry Stritzke, President and CEO, REI
  - Butch Whiting, CEO and Owner, Kryptek Outdoor Group
- 12:30 p.m. — Discussion
- 12:45 p.m. — Closing Remarks
  - Colorado Governor John Hickenlooper

Media

This session is open to press.

Takeaway(s)

This session will provide governors an opportunity to explore successful state policies that are supporting the growing outdoor industry and fostering economic growth.

Contacts: Alex Schaefer, (202) 624-3534 or aschaefer@nga.org
Caroline Sevier, (202) 624-5376 or csevier@nga.org

AMERICAN OVERSIGHT
NV-DA-20-0615-A-004174

Presenter Bios

Jerry Stritzke



Jerry Stritzke joined outdoor retailer REI in 2013 as president and CEO. Over the past five years, he has led the co-op to share record returns—more than 70 percent of profits—with members, employees and nonprofit partners. Committed to increasing access to the outdoors, Stritzke spearheaded the co-op's multiyear, multimillion-dollar partnership with the National Park Service, led the effort to close stores and #OptOutside on Black Friday in 2015, 2016 and 2017 and pledged to advance women's leadership in the outdoor industry with both an official CEO pledge and $1.5 million grant to Camber Outdoors (previously Outdoor Industries Women's Coalition) from the REI Foundation.

Stritzke previously served as president and COO at Coach, Inc. and held a nine-year career at Limited Brands, Inc., where he served as the COO of Victoria's Secret and the CEO of Mast Industries. Earlier in his career, Jerry was trained as an attorney and worked in private practice before transitioning to a consulting firm specializing in retail.

An outdoor enthusiast, he enjoys hiking, skiing, fly fishing and rafting and annually summits one of Colorado's 14,000-foot mountain peaks as well as a Washington peak with REI employees.

Butch Whiting



Butch Whiting is the co-founder and CEO of Kryptek Outdoor Group. Kryptek has an extensive focus on both U.S. and Foreign Military programs, as well as civilian adventure/outdoor gear and apparel. The Kryptek Slogan "Battlefield to Backcountry" is actually the soul of the Kryptek Brand.

Whiting graduated from Gonzaga University with a degree in mechanical engineering and was commissioned into the U.S. Army as an honor graduate in May of 1997. He served as an Army apache attack helicopter combat pilot in Iraq and Afghanistan. He departed from the military as a major with 11 years of distinguished service. During his military career Whiting developed a strong leadership and management pedigree and was responsible for equipment worth over $256 million while leading over 90 people through complex combat operations. He served in numerous leadership roles, including the Aide-De-Camp for the commanding general of the Army Aviation War Fighting Center. While there, he established solid working relationships with members of Congress and their staffs, local and civic community leaders, as well as various military staffs within Army departments. His last role in the U.S. Army was as the branch chief of special doctrine at the Combined Arms Doctrine Directorate.

Whiting's military leadership experience has translated well into the civilian business world. Following his service in 2008, Whiting was the president of the Alaska-based Bighorn Enterprises LLC, providing logistical support to numerous energy companies on the North Slope of Alaska. In 2010, Whiting was majority shareholder and president of the Idaho-based company Blaze Runners Inc. providing essential leadership, management and expertise for contract support for wildland fire-fighting to the federal government.

Whiting has been happily married to his wife, Nikki Whiting, for 23 years, and has two daughters, McKenna who is 17 years old, and Kylee who is 14. His hobbies and interests nest into his business and include competitive shooting, hunting, fishing and other outdoor recreation.

AMERICAN OVERSIGHT

THE HILL

State leaders unite outside

BY COLORADO GOV. JOHN HICKENLOOPER AND JERRY STRITZKE — 02/23/18 12:05 PM EST
THE VIEWS EXPRESSED BY CONTRIBUTORS ARE THEIR OWN AND NOT THE VIEW OF THE HILL

237 SHARES SHARE TWEET PLUS

Just In...

Beyond 'smart'—Kavanaugh's credentials and the limits of intelligence
OPINION — 5M 7S AGO

Dwayne Johnson waves off 2020 White House run
IN THE KNOW — 22M 22S AGO

Congress is 'hamstringing' gun control efforts, says Generation Progress executive director
RISING — 31M 17S AGO

Election Countdown: Latest on the 2018 Senate money race | Red-state Dems feeling the heat over Kavanaugh | Dem doubts about Warren | Ocasio-Cortez to visit Capitol Hill | Why Puerto

Cities will bear the brunt of floods, heat waves and blackouts caused by climate change
OPINION — 35M 8S AGO

FBI agent set for public House grilling
HOUSE — 35M 31S AGO

Dem pollster: Clinton showed that being against Trump is not enough to win
WHAT AMERICA'S THINKING — 41M 55S AGO



© Getty Images

The discord on the national political scene is near deafening. The din in Washington, D.C., even reaches our offices here in Colorado and Washington State. If you only pay attention to the quarreling inside the Beltway, you'd think the country's progress was grinding to a halt.

We have at least one promising report from the states. As a governor and as a CEO of one of the largest outdoor retailers, we each care deeply about the health of this nation's economy and environment. What we find is Americans of all stripes love this country and adventuring out into its natural beauty. And across the partisan divide, state lawmakers are collaborating like never before to promote the benefits of spending time in nature, including the economic benefits.

2017 was one of the most politically chaotic years of our lifetimes. Most disappointing, the political elites in the nation's capital stoked a debate over the wisdom of protecting our public lands. We started 2017 hoping our national leaders would pick up the mantle of Teddy Roosevelt and put the long-term health of our public lands above exploitation. Not so.
But as that debate continued in D.C., 2017 also saw several states, with strong bipartisan support, create new "outdoor recreation sector leaders." Each state has designated a point-person to help grow the outdoor recreation industry and improve their citizens' access to outdoor experiences. Now a diverse array of eight states has these recreation-sector leaders – Colorado, Washington, Wyoming, Vermont, Utah, Oregon, North Carolina and Montana.

We believe access to the outdoors is an American right. And creating that access feeds a large, sustainable segment of the economy. So the time is

AMERICAN OVERSIGHT

Dem pollster: Kavanaugh is 'one more thing' to galvanize the base
WHAT AMERICA'S THINKING
— 42M 39S AGO

VIEW ALL

View Latest Opinions >>

ripe for other states to join this growing movement – to prioritize places where people love to recreate, to support the entrepreneurs and Main Street businesses that make up the recreation economy. It's beyond time to assure everyone in this country – Republican, Democrat, Independent -- has the chance to enjoy the benefits of time in nature.

The outdoor recreation sector is surprisingly large. Americans spend hundreds of billions per year on gear, apparel, boats, ATVs, trips, adventure travel and more. The sector supports millions of jobs. Importantly, recreation opportunities are often the economic lifeblood in rural America, attracting tourists, retirees and entrepreneurs. It's an inspiring industry, tied to the land, not exportable. It's a sector that thrives alongside our public lands and shared natural resources. It thrives hand in hand with clean water, clean air and a healthy climate.

Late last month in Denver, the eight rec-sector leaders met as a group for the first time. There's consensus that spending time outdoors feeds the soul, heals wounds and brings us together. At the mini-summit, there was no notion of a red, blue or purple state. The group had a barn-raising spirit – a sense that they were defining policy goals bigger than themselves and even their home states. They agreed to meet again this summer in North Carolina in order to continue the work. We expect other states will join.

When REI opened its Flagship store in D.C. just before the 2016 elections, it did so under the banner "Left Side, Right Side, United Outside." That ethos holds true in our hometowns and special places, and that gives us extraordinary hope.

John Hickenlooper Jr. is an American politician, businessman and the 42nd and current governor of Colorado, in office since 2011. Jerry Stritzke is president and CEO of Recreational Equipment, Inc., commonly known as REI, an American specialty outdoor retailer and the nation's largest cooperative.

SHARE TWEET PLUS ONE

Related News by


Man arrested after harassing woman as...


Democratic pollster: Trump hatred driving...


Woman fired from job after calling cops on...


Dershowitz: Supreme Court could overturn a...

THE HILL

AMERICAN OVERSIGHT

snews
WE KNOW OUTDOORS



The OREC Movement: What you need to know

KENJI HAROUTUNIAN · NOV 20, 2017

Official Outdoor Recreation Industry Offices are blooming across the U.S. How can you—and your state—become part of the movement?

I'm just gonna say it: I want my home state of California to be the next state to announce the establishment of an Outdoor Recreation (OREC) Industry Office.

As an industry, we've been on a roll. Since Utah started the movement in 2013 by appointing Brad Petersen as the first ever OREC Director in the country, five other states (Colorado, Montana, North Carolina, Oregon, and Washington) now have similar offices and three have official task forces (Maryland, Wyoming, and Vermont) that serve the same purpose.

When Petersen took office, the idea of having a high-level government official devoted to the health and growth of the outdoor industry was a novel idea. Petersen was a Utah-based mountain guide, business owner, and stalwart insider in the Utah/Rockies climbing scene. His entry into politics was sudden, and he quickly learned that a title without a budget to work with made for hard trail-breaking.

AMERICAN OVERSIGHT

> "Without a job description, business plan or strategy I quickly realized that my role as the first State Director was to sell everyone on the need for the Office; to be the head cheerleader; to be the face for the concept. Selling counties and communities on the benefits was easy, but figuring out how to help them was not. Without funding to help communities develop new recreational assets my ability to make Utah a better place to live was very limited. Four years later we have secured $4m+ in annual funding." —Brad Petersen, the first ever OREC Director in the U.S., served Utah from 2013 to 2016

We've learned a lot since then, and it's making a difference. Momentum is building. States all around the country are recognizing that the outdoor industry is an economic powerhouse.

And we're making progress in California, where outdoor recreation accounts for $92 billion in consumer spending. Back in January of 2017, several other members of the outdoor industry (including Matt Lyon from Hydrapak, Katie Hawkins from Marmot, Jeff Turner from Kokotat, Dave Polivy from Tahoe Mountain Sports, and John Mead from Adventure 16,) and I started meeting as an ad-hoc group, sharing discoveries and giving ourselves homework. Then we found a champion lawmaker in Assembly Member Eduardo Garcia, of the 56 District. Once Garcia came on board, things got real pretty quickly. Having a legislative champion is one of the key elements of launching a state initiative where you live (see Roadmap to Outdoor Rec, below).

In fact, as I write this, I am in route to Sacramento, where one California champion, assemblyman Eduardo Garcia, will be attending a reception near the state capitol tonite (Nov. 20) to celebrate the passage of CA SB5 (a substantial $4BB Park Funding bill for CA). Garcia has introduced a bill himself, AB-907, to the House of Representatives that would create an office of OREC here. The bill will go to vote in spring of 2018, and all of us involved are optimistic. We're so close we can almost taste it.

> If you're a California business and want to help, we need you! Reach out to me to learn more: kenji@kenjiconsults.com.

We need more OREC offices. Here's why they matter.

They bring benefits to communities. Encouraging adventure through wild places brings economic prosperity to gateway communities, has minimum impact on ecosystem health and provides regular, predictable and 'sticky' locally spent dollars. This is in contrast with the boom/bust cycle seen in the 'old west' extractive economies (coal, oil, gas, mining) that have left many rural towns in economic retreat. Outdoor retailers and outfitters prosper and thrive near well-managed recreation resources. This story is unfolding in Appalachia, as well as other supporting gateway communities from Joshua Tree to the Gunks.

They create an investment funnel to support recreation and conservation collaborations to bolster or replace shrinking businesses (like logging in the Pacific Northwest or mining in Utah). A state office can work to draw in businesses and establish jobs and investment in the state. Ogden, Utah, is the poster child of successful redevelopment. Through the work of Mayor Godfrey (2010 era) and other key politicians, they turned a mining ghost town into a modern outdoor mecca, with over a dozen outdoor brands now with significant business hubs there (the entire Amer Group, Scott USA, QBP, and Osprey Packs to name a few).

AMERICAN OVERSIGHT

They unify different geographic and activity sectors. A state OREC office can make sure that efforts happening around different corners of the state are aligned (Colorado and Utah OREC directors both travel extensively within their state, reinforcing relationships). Shared resources like GIS (Geographic Information System) mapping software, marketing platforms and talent, and trail building equipment and expertise save time and money, and create more durable solutions. Blending local input with broader ecosystem level resource management is manageable at the state level, and a central office can also interface with nearby state's OREC leaders for cross-pollenating ideas and solutions.

They measure and promote health effects of recreating outdoors. As the 'Nature Rx' message spreads, a central state office can power coordinated education and engagement campaigns in diverse communities. School districts, neighborhood associations and families can get support in adopting healthy outdoor lifestyles proven to reduce stress, combat disease and extend life.

They build up the outdoor recreation economy that provides sustainable jobs, a stewardship mindset, and predictable tax revenues. Brands, retailers and outfitters will benefit by taking advantage of programs and close-to-home access support for employees and those in close-by communities.

Roadmap to Outdoor Rec

Do you want your state to establish an OREC office? I spoke with the majority of the current OREC officials at the recent SH/FT conference in Jackson Hole, Wyoming, to pull together these four steps on how you can get the ball rolling.

Step 1: Investigate. Is there already a movement you can join up with? A coalition of outdoor recreation businesses or a conservation non-profit that has assembled leadership? Don't reinvent the wheel. Tap your network or reach out to your industry association (Outdoor Industry Association) to get nosy. If you're interested in taking this first step, OIA is a great resource. Contact Cailin O'Brien-Feeney, who has been helpful in the California initiative and most of the other state-level actions across the country.

Step 2: Launch an informal or ad-hoc group. Begin meetings and learn who the outdoor recreation advocates in the state legislature are. Visit them in their home districts or at the state capitol. Use the OIA and the upcoming BEA economic data, and any map data you can show (Outdoor Alliance has a growing body of excellent maps and economic research, as does the Access Fund).

Step 3: Propose a formal working group to your governor, Economic Development director or Parks and Recreation Director. As in Wyoming's budding program, Once your working group/task force is sufficiently deep and inclusive, put a request in to the Governor's office to establish a formal study of the OREC situation in your state, and come up with recommendations for a deliberate growth path forward. If the governor won't budge, go after a friendly senator or house member. Also, at this point you'll need a real organization name and real people signed on to your real mission.

Step 4: Get a legislative champion to put something on the ballot for voters to consider funding sustainably, like the Rescue Card in UT or the designated office in MT (only funded for 2 years in the current iteration). A legislative champion can navigate and translate the wave of proposals and bills moving through the state body politic and put forward a bill out for consideration. Experienced lobbyists or staffers familiar with the running of state politics is helpful too.

Ride the wave

AMERICAN OVERSIGHT

The waves of the OREC movement are building: The Bureau of Economic Analysis (BEA) research is due out sometime in 2018, expected to closely match the industry's own research on OREC financial impacts nationwide. State level data will not be part of this first push to match OREC to GDP, so for those of you so motivated, that will be another (federal funding) initiative to anticipate supporting in the near future.

As a surfer friend of mine can't stop saying, "Gotta surf when the waves are up, dude." It's time for us all to go surfing.

AMERICAN OVERSIGHT

THE SPOKESMAN-REVIEW

SPORTS > OUTDOORS

Analysis of outdoor recreation industry finds its contribution to GDP larger than that of oil, gas extraction

UPDATED: Fri., Feb. 23, 2018, 4:30 p.m.



Backpacking anglers hike toward the high lakes of the Absaroka-Beartooth Wilderness plateau. (SR)

AMERICAN OVERSIGHT

By Eli Francovich
elif@spokesman.com
(509) 459-5508

A federal government analysis of the outdoor recreation's economic impact reaffirms what many conservation groups have said for decades. Outdoor recreation is a big business.

For the first time ever the U.S. Department of Commerce looked specifically at the economic impact of outdoor recreation. The analysis was published last week.

The analysis found that outdoor recreation contributed $373.7 billion to the nation's Gross Domestic Product in 2016, comprising 2 percent of GDP. In fact, the outdoor recreation industry's contribution to GDP was larger than that of all mining, including the extraction of oil and gas.

And the industry is expanding. In 2016, it grew 3.8 percent, compared to the overall economy's growth of 2.8 percent.

The report was released by U.S. Department of Commerce's Bureau of Economic Analysis on Feb. 14.

"The public will no doubt be surprised at the economic importance of this industry as we release prototype statistics measuring the impact of activities like boating, fishing, RVing, hunting, camping, hiking, and more," said U.S. Commerce Secretary Wilbur Ross in a news release.

Unlike other reports analyzing the outdoor recreation industry's economic footprint, this is the first one not conducted by a private industry association such as the Outdoor Industry Association.

AMERICAN OVERSIGHT

According to the Department of Commerce report, motorized vehicles accounted for $59.4 billion of gross output. Of that, recreational vehicles accounted for $30 billion.

Boating and fishing activities were second at $38.2 billion followed by hunting, shooting and trapping at $15.4 billion. Of that, hunting accounted for 60 percent of the output, according to the analysis. The equestrian industry accounted for roughly $12 billion.

Finally, backpacking, climbing and other outdoor activities accounted for $10 billion.

While the BEA study is unique nationally, the Washington State Recreation and Conservation Office commissioned and published its own economic study in 2016.

That analysis found that outdoor recreation resulted in $21.6 billion dollars in annual expenditures in Washington and created roughly 200,000 jobs. The Washington study was the first of its kind in the state.

“Now we know it’s a huge driver to our economy as well,” said Kaleen Cottingham, the director of the Recreation and Conservation Office. “We have known that intuitively. But we didn’t have the data to back that up.”

That information can be useful when advocating for conservation or trying to change policy, Cottingham said.

Although the Department of Commerce analysis was more narrowly focused, Cottingham said the federal findings aligned with the state report.

The Recreation and Conservation Office is in charge of distributing and making grants. Having economic data “helps to justify our investments as part of the bigger economic engine,” Cottingham said.



AMERICAN OVERSIGHT

Similarly, Sam Mace, the Inland Northwest Director for Save Our Wild Salmon, said the potential economic benefit of conservation has long been a key plank in Save Our Wild Salmon's platform and something they've considered and highlighted on the Lower Snake River.

"Often that is the bottom line way you can protect these resources, by showing the economic driver that they are," she said.

The federal report will be a useful advocacy tool, said Katherine Hollis the conservation and advocacy director for the Mountaineers.

"It's definitely inline with how we approach conservation work," she said. "There is intrinsic value in these places. But also the outdoor recreation industry is growing. Period. Across the board."

The Mountaineers are based in Seattle and have 13,000 members, most of whom are in Washington. The yearly basic alpine course has a wait list of more than 200 people, she said.

"They put the recreation economy at 2 percent of the GDP," she said. "That's a lot. That says something about the importance of these landscapes and how we engage these landscapes."

The Idaho Department of Parks and Recreation found that Idaho's state parks contributed $184 million to the state's economy in 2016, according to a study published earlier this month.

The Department of Commerce study didn't look at outdoor recreation retail manufacturing revenue occurring outside of the U.S. Additionally, the BEA report didn't include money spent on recreation trips less than 50 miles from a person's home.

Editor's note: This story was updated on Friday, Feb. 23 to specify that a comparison made between the outdoor recreation industries and mining industries refers to their relative

AMERICAN OVERSIGHT

Outdoor Recreation Satellite Account



BEA has developed its first statistics showing how outdoor pursuits like snowboarding, biking and boating ripple through the U.S. economy.

These prototype statistics published Feb. 14, 2018, mark a milestone in BEA's work to measure the size and growth of the outdoor recreation economy. Feedback about these experimental data will help us finalize the definitions, data sources, methodology and presentation for the new Outdoor Recreation Satellite Account.

The resulting outdoor recreation report is planned for fall 2018.

Outdoor recreation and the economic activities that support it – for example, a factory making fishing lures, a family traveling to hike in a national park, or a ski instructor giving lessons – are already woven invisibly into BEA's broad national statistics, such as GDP. The new account pulls these threads of data together in one place, with expanded detail, creating a picture of the outdoor recreation economy that would otherwise remain hidden within BEA's existing statistics.

What's New...

Survey of Current Business: Introducing the Outdoor Recreation Satellite Account (/scb/2018/03-march/0318-protytype-statistics-for-the-outdoor-recreation-satellite-account.htm)

News Release: Outdoor Recreation Satellite Account: Prototype Statistics for 2012-2016 (/newsreleases/industry/orsa/orsanewsrelease.htm)

Blog: Prototype Statistics: Outdoor Recreation Accounted for 2 Percent of GDP in 2016 (//blog.bea.gov/2018/02/14/prototype-statistics-outdoor-recreation-accounted-for-2-percent-of-gdp-in-2016/)

What's Ahead

BEA requests feedback on prototype estimates by April 27, 2018.

Sign up for Email Notifications (/_subscribe/)

The new data will add to public understanding and inform decision-making by policymakers, businesspeople and the managers of public lands and waters.

The outdoor recreation account, established by a 2016 federal law, joins other supplemental statistics that spotlight arts and cultural production, travel and tourism, and health care.

News Release and Data

AMERICAN OVERSIGHT

NV-DA-20-0615-A-004186

News Release: Outdoor Recreation Satellite Account: Prototype Statistics for 2012-2016 (/newsreleases/industry/orsa/orsanewsrelease.htm)

News Release Tables (/newsreleases/industry/orsa/2018/xls/orsa0218.xlsx) (Excel)

Of Interest

Outdoor Rec Methodology (/outdoor-recreation/_pdf/outdoor-recreation-one-page-methodology.pdf) (PDF)

Fact Sheet: Diving Into Outdoor Recreation (/newsroom/_pdf/BEA-Outdoor-Recreation-Fact-Sheet.pdf) (PDF)

Fact Sheet: What is GDP? (/newsroom/_pdf/GDP-Education-by-BEA.pdf) (PDF)

Infographics

- How Big is Outdoor Rec? — PDF (\outdoor-recreation_pdf\how-big-is-outdoor-rec.pdf) and image (\outdoor-recreation_images\how-big-is-outdoor-rec.png)
- Bicycling — PDF (\outdoor-recreation_pdf\outdoor-recreation-bicycle-infographic.pdf) and image (\outdoor-recreation_images\outdoor-recreation-bicycling-infographic.png)
- Boating — PDF (\outdoor-recreation_pdf\outdoor-recreation-boating-infographic.pdf) and image (\outdoor-recreation_images\outdoor-recreaton-boating-infographic.png)

Presentations on the Outdoor Recreation Satellite Account:

- BEA Advisory Committee Meeting (/about/pdf/acm/2017/OutdoorRecreation-November2017-jaa.pdf) (November 2017)
- Recreation by the Numbers Seminar (/outdoor-recreation/_pdf/recreation-by-the-numbers-federal-visitation-and-economic-data-seminar.pdf) (September 2017)

Where We Are Now

For our prototype, BEA produced experimental statistics that allow you to view the outdoor recreation economy through two different lenses: first, a conventional definition of outdoor recreation including activities that typically require a degree of physical exertion and occur in a nature-based outdoor environment; and second, a broader definition including all recreational activities that occur in the outdoors.

These experimental statistics were published on Feb. 14. BEA seeks more feedback as we continue to refine our approach to measuring and presenting statistics on outdoor recreation, to be released this fall.

Timeline

Finalize methodology and statistics

Fall 2018: Release the first official Outdoor Recreation Satellite Account statistics

Feb-Apr 2018: Gather feedback on prototype statistics and finalize the definition, data sources and methodology to be used for the national-level statistics

Prepare prototype estimates

Feb 2018: Release prototype statistics

Dec 2017-Jan 2018: Prepare prototype statistics based on the potential definitions being evaluated

Aug-Nov 2017: Identify data sources and methodologies to estimate goods and services that are partially-in-scope of outdoor recreation

Define outdoor recreation

Apr-Jul 2017: Reconciliation of independent reviews, incorporation of public comments, and consolidation into two to three potential definitions

Jan-Mar 2017: Independent development of a range of definitions, and review of goods and services by experts in field of outdoor recreation

Blog Posts

AMERICAN OVERSIGHT

Geospatial Planning Advisors Follow
We work with communities to protect drinking H2O #WatershedManagement #GIS #UrbanPlanning #Conservation www.geospatialplanning.org
May 22, 2017 · 4 min read

How outdoor recreation can bring an economic boom back to coal country

The good news for struggling communities across Appalachia is that there is already a road map to renewed economic prosperity. Old mining communities across the Southwest have successfully diversified their regional and local economies, centered around the outdoor recreation industry.



Healthy lands and waters are necessary to support a thriving outdoor recreation economy.

When we think of Moab, UT, gateway to Canyonlands and Arches National Park immediately come to mind. We also think of the world class mountain bike trails along Porcupine Rim and rafting sections of

AMERICAN OVERSIGHT

the mighty Colorado River. The area boasts epic 4-wheel driving across the most unique scenery in the American Southwest, too. It is no wonder people refer to Moab as the outdoor adventure capital of the U.S.

But it was not always this way. Moab came of age as a mining town when Vanadium was first discovered in 1912 and, by 1920, the area had produced $2.4 million in uranium. During the early years of the Cold War, demand for uranium skyrocketed and the Town of Moab enjoyed an economic boom until demand for uranium began to subside in the early 1960s. In 1964 the largest mine closed and the mill laid off hundreds of workers. For the next two decades mines continued to close and the unemployment rate hovered around 15 percent. During the same period, the population of Moab decreased by 23 percent. Decades of mining activities also left behind an environmental legacy of superfund sites and contaminated soils along the banks of the Colorado River.

Community leaders began viewing tourism as an economic safety net in the 1970s but it took another ten years before tourism was embraced as the future of Moab. Community development officials invested heavily to support a tourism-based economy and today mining and oil and gas account for three percent of the local labor force. Government agencies charged with land management and the service industry are the region's primary employers. The service industry supports more than 1 million visitors annually.

There are many parallels between Moab, UT, and communities across Appalachia coal country. For generations, coal mining and related industries employed and supported entire towns. But like all mining industries, there were boom and bust cycles, and today coal employs just 70,000 (compared with 260,000 in the solar industry). Communities are now grappling with high unemployment and shrinking populations. Fortunately, many of these communities are adjacent to public lands or abandoned mine sites with outdoor recreation potential. With a bold vision and proper investments, these communities can embrace conservation and outdoor recreation as a catalyst for economic development similar to Moab in the 1980s. Coal Township, Pennsylvania, has already embraced the outdoor recreation economy by supporting the remediation and conversion of a 6,500 acre mine site into hundreds of miles of trails for hiking, mountain biking,

AMERICAN OVERSIGHT

and all-terrain vehicles. The Anthracite Outdoor Adventure Area opened in 2013 and hosts 10,000 visitors annually.

Nationally, $1 out of every $20 in consumer spending goes towards outdoor recreation. A new report published by the Outdoor Industry Association (OIA) estimates the outdoor recreation economy generates $887 billion in consumer spending annually and employs 7.6 million Americans returning $59.2 billion to state and local coffers. The OIA report calculates $10 billion was returned to state and local coffers across Appalachia.

To take full advantage of the outdoor recreation economy, environmental restoration and remediation is an important first step for Appalachian communities. A healthy outdoor recreation industry is dependent on healthy lands and waters. Decades of mining activities across Appalachia left thousands of miles of streams filled in with mine waste, contaminated soil and water supplies with heavy metals, and reshaped the landscape through surface mining. Many communities that stand to benefit from investments in the outdoor recreation economy are also suffering from contaminated drinking water supplies. Environmental remediation will require major investment and can help support communities in the interim. Environmental remediation is a $15 billion industry employing 86,000 across the country. These are good-paying and long-term jobs. Superfund site remediation takes several years to decades to completely remove industrial and chemical contaminants from soils or groundwater. The Moab UMTRA Project began removing and disposing of contaminated soil along the banks of the Colorado River in 2009 and the project is expected to continue until 2032.

Investments in environmental cleanup projects bring multiple benefits including near and long-term economic opportunity, improved water quality and drinking water supplies, and healthy ecosystems to support a thriving outdoor recreation and tourism economy. Fortunately, Appalachia can look to communities in the Southwest for a road map to bring economic and environmental prosperity back to the region.

AMERICAN OVERSIGHT

Executive Committee and Center for Best Practices Board Meeting
Friday, July 20
12:50 to 1:50 p.m.
Convention Center: Tesuque (2nd Floor)
Invitation Extended to Executive Committee Plus One Staff Member

Executive Committee and Center for Best Practices Board Meeting

Overview

The National Governors Association Executive Committee will convene to discuss a wide range of matters related to the direction and administration of the association. NGA Chair Governor Brian Sandoval and NGA Executive Director and CEO Scott D. Pattison will lead the meeting of the nine-governor committee.

In addition, the NGA Center for Best Practices Board governors will jointly meet to discuss the NGA Center for Best Practices priorities and Activities.

**You are chairing the Executive Committee meeting and CEO review.

Format

The meeting agenda and supporting documents are forthcoming and will be sent directly to member governors.

Media

This session is closed to press.

Takeaway(s)

Member governors will have the opportunity to discuss the direction of the National Governors Association and NGA Center for Best Practices.

Contact: Steve Wood, (202) 624-7872 or swood@nga.org

AMERICAN OVERSIGHT

NGA Executive Committee Meeting

DATE: July 20th, 2018
TIME: 12:50 p.m. – 1:50 p.m.
Location: Santa Fe Convention Center, Tesuque (2F)

Executive Committee Meeting

I. Call to Order
II. Approval of February 2018 Meeting Minutes
III. *Ahead of the Curve* Initiative Update
IV. Executive Director's Update
    a. Overall Update
    b. Financial Management
V. Summer Meeting Overview
VI. 2018 Seminar for New Governors
VII. Open Discussion on Direction of NGA
VIII. New Business
IX. Recess
X. Center for Best Practices Board
XI. Adjournment of Center for Best Practices Board
XII. Executive Session called to order
XIII. Executive Director Review (Executive Session)
XIV. Adjournment

AMERICAN OVERSIGHT

AMERICAN OVERSIGHT

Public Project List: as of June 27, 2018						
#	Division	Project	End Date	Description	Funder	Grant Amount
1	Education	ECE Capacity Building	8/30/18	The Governors' Response Team will have at least 25 engagements with governors and their staff through site visits, conference calls, technical assistance memos, connections and referrals to partners and other assistance as needed. Support new governors and their staff (as well as existing Governors' Educaiton Policy Advisors) with an Education Division notebook, Policy Institute and mentoring program. In collaboration with the ASPEN Institute co-host a convening on Social and Emotional learning for state policymakers. Integrating and Advancing State Prenatal to Age Three Policies	Alliance for Early Success	$300,000
2	Education	Reinvestment with NGA	6/30/18	Bring together Governors' Education Policy Advisors (GEPAs) to deepen their understanding on the latest education topics and policies, to hear from national experts, to learn about best-practices from other states, and to network with other GEPA;s from around the country. Emphasize ongoing Every Student Succeeds Act (ESSA) implementation opportunities for governors and facilitate discussions on early childhood education, transitions from high school to post secondary and education human capital systems. Provide a framework for state level human capital policies development and implementation, as well as serve as a hub of human capital resources and tools for governors and their staff.	Bill & Melinda Gates Foundation	$300,000
3	Education	Building Early Learning Policy Capacity	8/31/20	Select up to six states and provide states with up to $25,000 and technical assistance on developing and strengthening a comprehensive Pre-kindergarten to 3rd grade system. Organize a learning lab for key stakeholders to build momentum for a comprehensive PreK-3 rd grade system. Host two cross state meetings on developing and implementing a plan for building a PreK to 3rd grade System. Host a summit that will bring together state policymakers who are interested in increasing and aligning investments in the prenatal to age three space. Bring together Governors' Education Policy Advisors (GEPAs) to deepen their understanding on the latest education topics and policies, to hear from national experts, to learn about best-practices from other states, and to network with other GEPA;s from around the country.	Bill & Melinda Gates Foundation	$750,000
4	Education	Early Care and Education Workforce Policies and Practices	5/1/19	Support additional state teams attending Cross-State Convening I and allow NGA staff to travel to Cross State Convening II, Conduct site visits to additional four states to refine state visions for the grant	Foundation for Child Development through Council of Chief State School Officers	$68,431
5	Education	Supporting Governors and States on Improving Early Care and Education Policies	8/31/19	By June 2018 the Governors' Response Team will nave at least 25 engagements with governors and their staff through site visits, conference calls, technical assistance memos, connections and referrals to partners and other assistance as needed. Strengthen the capacity of governors and their staff to lead on best practices in early care and educaton. Through a partnership with Economic Opportunity and Health division, host a one day expert roundtable on state policy strategies to support successful models of alignment and coordination in the prenatal to age three policy space. Host a two-day learning lab for state leaders to understand how they can convene key stakeholders to align and coordinate their prenatal to age three systems. Competitively select up to six states to participate in an eighteen month intensive technical assistance opportunity	Heising Simons Foundation	$250,000
6	Education	Birth to Age 8 Workforce Investment	5/1/19	Provide support to work wit four states to tralign, strengte, or transform early care and education workforce policies and practices in collaboration	Foundation for Child Development in collaboration with Council of Chief State School Officers	$68,431
7	Education	Prenatal to Age Three Project	5/30/20	This project will provide resources and technical assistance to educate governors and their senior staff on how to develop and strengten te continum of Prenatal to 3 programs and policies in teir states.	Pritzker Children's Initiative	$700,000
8	Education	Prenatal to Age Three Project	11/1/18	Serve as a core partner in bringing national attention to what babies and families ned to thrive	Zero to Three	$50,000
9	Education	Birth to Age 8 Workforce Investment (Workforce 2.0)	5/31/19	Provide technical assistance to help up to nine governors and states develop and implement a policy agenda that prepares, supports, and strengthens their early care and eduation workforce. Conduct site visits to each state and refine state visions for the grant. Convene all states in the project for a deeper dive into Early Care and Education Workforce policy issues wit national experts.	W.K. Kellogg Foundation	$500,000
10	Education	Every Student Succeeds Act (ESSA)	12/31/18	Host two cross state learning labs for governors education policy advisors. Provide technical assistance and site visits to provide strategic and planning support as well as meeting facilitation and other project management support and on-going assistance from NGA Center experts. Host webinars for Governors' Education Policy Advisors that elevate opportunities for governors to boost and strengthen school leadership	Wallace Foundation	$545,000
11	Education	Communications	6/30/19	Host two Governors' Education Policy Institutes with sessions on school leadership and state human capital systems. Host up to 4 podcast on state Case study and host a live broadcast with the Chief Council of State School Officers. Memos, Briefs and Case Study on School Leadership	Wallace Foundation	$400,000
12	Education	Tracking 2018 Gubernatorial Races	5/31/19	This grant is to track the 36 governor races in 2018, create profiles for each candidate, and provide policy support for new Governors and their staff in the transition	Chan Zuckerberg Initiative DAF	$200,000
13	EET	Water Learning Network	12/31/19	Help governors' advisors learn about latest technology and policy solutions on range of water issues.	American Water Foundation	$150,000
14	EET	Energy Analysis	5/1/18	Support for workshops and technical assistance for Energy Learning Network with focus on data and analysis.	Department of Energy / Energy and Policy Analysis	$121,350
15	EET	Energy Learning Network	9/30/18	Help governors' advisors learn about technology and policy issues for a range of energy efficiency and renewable energy issues.	Department of Energy / Energy Efficiency & Renewable Energy	$450,000
16	EET	Federal Facitilies Task Force (FFTF)	2/28/18	Technical and Policy Support for governor-appointed members of the NGA Federal Facitlities Task Force -- 13 states involved in nuclear weaons waste clean up.	Department of Energy / Environmental Management	$1,700,000

NV-DOA-20-0615-A-004193

AMERICAN OVERSIGHT

Public Project List: as of June 27, 2018						
17	EET	Nuclear Energy	9/30/18	Help governors' advisors learn about latest technology and policy solutions for existing and new nuclear energy issues.	Department of Energy / Nuclear Energy	$50,000
18	EET	Energy Learning Network	9/30/18	Help governors learn about technology and policy issues related to electricity grid.	Department of Energy / Office of Electricity	$1,085,000
19	EET	Energy Learning Network	3/31/18	Support for four states n Power Sector Modernization Policy Academy (KY, OR, RI, WA).	Energy Foundation	$115,000
20	EET	Chair's Initiative - AOTC	12/30/17	Support for summits, storymaps, podcasts, roadmaps and other activities under Ahead of the Curve: Innovation Governors.	Energy Foundation	$22,000
21	EET	Energy Learning Network	4/30/18	Support for four states in Power Sector Modernization Policy Academy (KY, OR, RI, WA).	Heising Simons Foundation	$250,000
22	EET	Chair's Initiative - AOTC	7/30/18	Support for summits, storymaps, podcasts, roadmaps and other activities under Ahead of the Curve: Innovation Governors.	Various Corp (also dollars in DOE and Energy Foundtaion)	$900,000
23	EET	Water Learning Network	4/30/20	Support for four states in Delaware River Basin (DE, NJ, NY, PA) on water policy development as part of Water Learning Network.	William Penn Foundation	$350,000
24	EO	Human Services Policy Advisors / General Human Services	12/31/18	Supports general technical assistance to governors and state human services system leaders.	Annie E Casey Foundation	$420,000
25	EO	Parents And Children Thriving Together: Two-Generation State Policy Network (PACTT Network) policy academy	8/31/17	Policy academy to help states develop and implement two-generation statewide strategies for systems change.	Annie E Casey Foundation	$1,248,870.00
26	EO	Three Branch Institute (policy academy) on Improving Child Safety and Preventing Child Fatalities	12/31/18	Developing a toolkit based on lessons learned from policy academy supporting states in developing a three branch approach to child safety including fatality and near fatality prevention.	Casey Family Programs	$350,000
27	EO	State Exchange on Employment and Disability	7/31/18	Learning lab to help states identify strategies to increase employment opportunities for people with disabilities.	Concepts Communications	$175,500
28	EO	Parents And Children Thriving Together: Two-Generation State Policy Network (PACTT Network) policy academy	12/31/18	Policy academy to help states develop and implement two-generation statewide strategies for systems change.	Doris Duke Charitable Foundation	$600,000.00
29	EO	European Apprenticeship Study Trip	6/30/18	Study trip to visit and learn about two leading apprenticeship models in Europe and identify lessons learned states can incorporate in their own jurisdictions.	JPMorgan Chase	$125,000
30	EO	Educational Initiatives on Entrepreneurship	7/2/18	This project provides support for educational initiatives to teach economic policy advisors about entrepreneurship and how to support it in their states.	Kauffman Foundation	$220,000
31	EO	Occupational Licensing	12/31/19	Policy academy to help states reduce barriers to entry into licensed occupations and increase portability and reciprocity of licenses.	National Conference of State Legislatures (funding is from U.S. Department of Labor, NCSL is primary and EO is a subcontractor along with CSG)	$1,771,304
32	EO	Engaging the Arts for Rural Economic Development	7/31/18	Partnership with NEA and the National Assembly of State Arts Agencies to highlight how the arts and creative industries can help address rural communities and economic development.	National Endowment for the Arts (NEA)	$194,444
33	EO	Reducing Child Hunger	4/30/18	Assist states to identify and implement strategies to reduce childhood, specifically focused on increasing participation in federal child nutrition programs.	Share Our Strength	$300,443
34	EO	Work-Based Learning (Phase Two)	6/30/19	Policy academy to help states expand work-based learning for young people ages 16-29. Second phase: Engagement with more states in three tiers of technical assistance.	Siemens Foundation	$2,453,216
35	EO	Apprenticeship	12/31/18	Expanding registered apprenticeship to new occupations and increasing diversity among apprentices. Technical assistance to 46 state and local recipients of US Dept of Labor grants.	Siemens Foundation	$675,000.00
36	EO	Workforce Development TA Program	6/30/18	Ongoing technical assistance program that supports state workforce system leaders.	State fee-for-service	$500,000
37	EO	Apprenticeship	9/30/18	Expanding registered apprenticeship to new occupations and increasing diversity among apprentices. Technical assistance to 46 state and local recipients of US Dept of Labor grants.	US Dept of Labor	$2,800,000.00
38	EO	Parents And Children Thriving Together: Two-Generation State Policy Network (PACTT Network) policy academy	12/31/18	Policy academy to help states develop and implement two-generation statewide strategies for systems change.	WK Kellogg Foundation	$1,248,870.00
39	EO / Education	Talent Pipeline Policy Academy	12/31/17	Assist states to align their education and workforce systems with the needs of state economies. Multi-state activities complete. Narrative grant report complete. Publication will be released spring 2018.	JPMorgan Chase	$250,000
40	EO / HSPS	Alternatives to Juvenile Incarceration	12/31/17	Help states identify and implement best practice alternatives to juvenile incarceration.	Annie E Casey Foundation	$90,000
41	Health	Addressing Public Health Crises: Strategies for States to Effectively Purchase and Safeguard Access to Evidence-Based Pharmaceutical Interventions	4/30/18	Assist state leaders in surfacing promising, state-focused solutions to balance providing access to pharmaceuticals used to address public health crises while maintain the fiscal integrity and sustainability in their programs. In addition, the project seeks to assist state leaders in data collection/analysis of cost trends in Medicaid and corrections related to pharmaceuticals used to address public health crises. The project will include roundtable convenings with payors and providers, pharmaceutical manufacturers, and states.	Arnold Foundation	$200,000
42	Health	Suicide Prevention in Belt States	6/30/18	Convene states in midwest region to address the high rates of suicide in their states. State teams will leave the convening with concrete action steps. NGA Center will support them in moving those action steps forward and share lessons learned with all states in a report and webinar.	Centers for Disease Control	$150,000
43	Health	State Strategies for Adressing Infectious Disease Related to Substance Abuse	10/30/18	Assist up to seven states focused on reducing the incidence of infectious diseases, such as Hepatitis C and HIV, as well as comorbidities like opioid addiction.	Centers for Disease Control	$250,000

NV-DA-20-0615-A-004194

AMERICAN OVERSIGHT

Public Project List: as of June 27, 2018						
44	Health	Governors' Bipartisan Health Reform Learning Network (Part 1)	12/30/17	Assist state leaders in understanding the potential impact of proposed changes to Medicaid and private health insurance at the federal level, identify state-based ideas and provide technical assistance to help states progress on reform efforts	Commonwealth Fund	$200,000
45	Health	Building Capacity to Improve Outcomes and Reduce Cost of Care for High Need, High Cost Populations with Behavioral Health and Social Support Needs: Behavioral Health Integration Learning Lab	1/31/19	Provide technical assistance to states interested in advancing policy, practice and payment strategies that improve outcomes for high need, high cost populations with mental illness and/or substance use disorders and social support needs.	Commonwealth Fund	$250,737
46	Health	Managing Change in Medicaid and Private Health Insurance: Technical Assistance for Governors' Leadership Teams	11/30/18	With Commonwealth's support for the Next Steps for Medicaid and Private Health Insurance: Technical Assistance Program for States, the NGA Center would expand upon previous and ongoing work by engaging states through intensive, in-state technical assistance, including in-state visits, making connections to national experts, and workplan development/strategic planning support. Through this work, the NGA Center will identify the steps needed for states to take in pursuing or refining their goals for their programs. Priority areas will be defined by the state but may include implementing policies to incentivize issuers to participate in the private health insurance market;developing a nuanced understanding of the interrelation between Medicaid and the private market with new FPL requirements and likely enrollment/cost impact; assisting states to define new opportunities for flexibility in Medicaid while building a strategy to improve outcomes and reduce costs; developing new waivers; and identifying strategies to improve evaluation of policy changes	Commonwealth Fund	$200,000
47	Health	Various Health Division Projects	6/30/18	Funds various health division projects	FY17 Grantmakers	$331,746
48	Health	Various Health Division Projects	6/30/18	Funds various health division projects	FY18 Grantmakers	$525,000
49	Health	Rural Health Learning Collaborative	3/31/18	Help states meet their state policy goals related to rural health. Focus areas include: access to behavioral health services and the use of telehealth models; the hub and spoke model to address opioid treatment; data driven policy development; and workforce maldistribution and shortages. Support BLN staffing.	HRSA	$640,000 (includes combination of carryover funds and year three funding for cooperative agreement)
50	Health	Improving Health in Rural America: Addressing the Leading Causes of Death	10/31/2018	Provide technical assistance to up to five states to address factors that contribute to the five leading causes of death in rural areas. NGA will assist states in developing strategic action plans to address one leading cause of death (chosen by the state). Techincal assitance includes connecting state teams with subject matter experts at the CDC.	HRSA	$300,000
51	Health	Maternal and Child Health Learning Collaborative/ MCH and Public Health Working Group - Year 3 Carryover	9/30/18	Assist states in improving quality and access to care in maternal and child health populations. Focus areas include: improving continuity of coverage and care for pregnant women and children; strengthening systems of care for children and youth with special health care needs; and implementing of Bright Futures guidelines for care for all children.	HRSA/MCHB (AIM Cooperative Agreement)	$353,909/year for 3 years
52	Health	Health Policy Advisors Institute 2018	6/30/18	The Health Divisions annual gathering of governor's Health Policy Advisors. The Institute consists of focused health care topics of interest to HPAs and highlights the Division's work.	Kaiser/ Merck	$350,000
53	Health	Governors' Bipartisan Health Reform Learning Network (Part 2)	6/30/18	Assist state leaders in understanding the potential impact of proposed changes to Medicaid and private health insurance at the federal level, identify state-based ideas and provide technical assistance to help states progress on reform efforts	Robert Wood Johnson Foundation	$600,000
54	Health	Building Capacity to Improve Outcomes and Reduce Cost of Care for High Need, High Cost Populations with Behavioral Health and Social Support Needs: Behavioral Health Integration Learning Lab	1/31/19	Provide technical assistance to states interested in advancing policy, practice and payment strategies that improve outcomes for high need, high cost populations with mental illness and/or substance use disorders and social support needs.	Robert Wood Johnson Foundation	$250,737
55	Health	General operations support for the Health Division	12/15/18	Funds various health division projects	Robert Wood Johnson Foundation	$500,000
56	Health	Harnessing the Power of Data to Achieve State Policy Goals	10/1/19	The Health Division will support 5-7 states through multi-state convenings, in-state visits and intensive technical assistance to develop strategies on how to improve cross-sector data sharing and analytic capabilities	Robert Wood Johnson Foundation	$700,000
57	Health	Addressing the Whole Child: Building Cross-Sector Collaborations to Support Child Health and Being	10/1/19	The Health Division will support 3-5 states through multi-state convenings, in-state visits and intensive technical assistance to coordinate policies for children through sustainable governing body	Robert Wood Johnson Foundation	$400,000
58	Health / HSPS	Prescription Opioid, Heroin and Fentanyl Addiction Learning Labs - Year 3 + Year 2 Carryover	6/30/19	Highlight effective strategies for states in addressing various aspects of the opioid epidemic, including: treatment for justice-involved populations; deaths related to heroin and illicit fentanyl; teleconsultation programs; and information sharing between public health and law enforcement.	CDC (OSTLTS Cooperative Agreement)	Estimated $500,000/year for 5 years
59	HSPS	Annie E. Casey National Partners Portfolio	12/31/18	This cross-divisional effort between EO and HSPS focuses on elevating juvenile justice issues with governor's offices, and highlighting strategies to increase alternatives to incarceration and ocmmunity-based alternatives at the state level.	Annie E Casey Foundation	$150,000

NV-DA-20-0615-A-004195

AMERICAN OVERSIGHT

Public Project List: as of June 27, 2018						
60	HSPS	National Criminal Justice Reform Project	2/28/18	In partnership with an outside organization, this intensive technical assistance project is the first national-level, executive branch;led effort to reform pretrial, reentry, prison and jail populations, substance abuse and mental health, and information sharing through the Governor's Criminal Justice Policy Advisor and State Administering Agency Director for Criminal Justice.	Arnold Foundation	$1,200,000,000
61	HSPS	State Strategies to Strengthen Traffic Safety and Reduce Fatalities	6/30/18	Led by a cross-divisional effort (between EET and HSPS), the Center has been charged with highlighting a significant increase in traffic fatalities at the state level, and to underscore strategies for governor's offices and related state agencies to consider in addressing traffic safety.	CDC	$825,000
62	HSPS	Public Health Preparedness	6/30/18	This project helps states break down silos between homeland security, public health and emergency management. This is the final year of the five year grant. To date, we have hosted in-state workshops for Maryland and Pennsylvania and produced an issue brief. Next year, we plan to develop a short guide to governors on executive authority related to public health emergencies.	CDC	$30,000
63	HSPS	Workshop for Gubernatorial and Legislative Leaders on Public Health Emergencies	9/30/18	NGA plans to host a workshop for up to seven states to identify administrative, legal, and regulatory barriers to public health emergency response. The state teams, selected through a competitive process, will develop plans to address these barriers and provide a report out on their efforts to the governor and CDC.	CDC	$200,000
64	HSPS	DHS Office of Emergency Communications	9/30/18	This project builds off of our Policy Academy on Enhancing Emergency Communications and will involve hosting four regional workshops, bringing together state teams to improve governance around the emergency communicatiosn ecosystem in preparation for the rapid technological advances in mobile and communications technology.	Department of Homeland Security	$511,000
65	HSPS	Countering Violent Extremism	7/31/19	The State Approaches to Countering Violent Extremism grant seeks to develop a roadmap for state officials to help prevent future violent extremist attacks. The project will not focus on any specific violent extremist ideology but instead include the full spectrum. NGA will select five states to participate in a policy academy and test the roadmap.	Department of Homeland Security	$500,000
66	HSPS	National Training and Technical Assistance Project for States	12/31/17	In partnership with an outside organization, NGA will engage governor's offices on criminal justice issues, highlight best practices, provide technical assistance, and host on-site and Institute engagements for senior state officials.	Department of Justice	$500,000
67	HSPS	Learning Collaborative on Paroling Practices	9/30/17	In partnership with an outside organization, HSPS has sought to engage governor's offices and, through the learning collaborative, facilitate partnerships wtih their respective parole and pardon boards and deliver a set of policy recommendations to their governors at the conclusion of the project.	Department of Justice	$0
68	HSPS	Governors Homeland Security Advisors Council	9/14/18	The Governors Homeland Securiy Advisors Council represents the collective interest of the nation's homeland security advisors. This project funds most of the Council's activities.	FEMA	$275,000
69	HSPS	Pew Charitable Trust National Partners	6/30/18	As part of their national partners portfolio, Pew has asked that NGA lead a new pilot project to engage governor's offices on crisis communications and criminal justice. Such work requires the production of an electronic toolkit and a series of on-site workshops, in partnership with both Pew and Kivvit, a public relations firm.	Pew Charitable Trusts	$236,000
70	HSPS	Long Term Recovery Experts Roundtable	5/1/19	Through this effort, NGA will host an experts roundtable on long-term recovery issues to examine ways for NGA to help governors think more strategically about long-term recovery planning in the wake of disasters.	State Farm	$25,000
71	HSPS	Opportunity for Statewide Training and Technical Assistance for Criminal Justice Strategic Planning		This opportunity is designed to help states meet the 2019 Byrne Justice Assistance Grant requirement of a comprehensive statewide strategic plan. The Justice for All Reauthorization Act, passed in December 2016, requires all applicants for FY 2019 Byrne JAG state formula grant awards to include a statewide strategic plan that addresses resource allocation, use of data, and implementation of evidence-based practices.	Bureau of Justice Assistance	

NV-DA-20-0615-A-004196

Plenary Session V: An Evolving Crisis: Combatting the Next Wave of Addiction
Friday, July 20
2 to 3:30 p.m.
Convention Center: Sweeney Ballroom C-F

Plenary V: An Evolving Crisis: Combatting the Next Wave of Addiction

Overview

The National Governors Association Homeland Security and Public Safety Committee and Health and Human Services Committee will host this session focusing on the intersection between public safety and public health in addressing the opioid crisis.

The opioid crisis continues to evolve beyond prescription drugs – presenting new state challenges with the increase of overdoses from fentanyl mixed with illicit stimulants like cocaine and methamphetamine. This session will offer insights into how officials at all levels of governments can combat the flow of opioids and other illicit drugs into the country and ensure appropriate treatment and recovery services in a rapidly changing environment.

Format

- 2 p.m. — Opening Remarks
  - Governor Mark Dayton, Minnesota
  - Governor Kate Brown, Oregon
- 2:10 p.m. — Panel Discussion
  - Deputy Director James Carroll, Office of National Drug Control Policy
  - Deputy Postmaster General Ronald A. Stroman, United States Postal Service
  - Fire Chief Jan Rader, City of Huntington, West Virginia
- 3 p.m. — First Lady Kathryn Helgaas Burgum Remarks
- 3:10 p.m. — Q&A Session
- 3:30 p.m. — Adjourn

Media

This session is open to press.

Takeaway(s)

The forum will help governors discuss ways to improve state-federal coordination in both combatting the flow of opioids and synthetic drugs coming into the United States and in building sustainable treatment models to care for those suffering from addiction.

Contacts: Mary Catherine Ott, (202) 719-2867or mcott@nga.org
Amy Zettle, (202) 624-5378 or azettle@nga.org

AMERICAN OVERSIGHT

Presenter Bios

James Carroll



Jim Carroll is the deputy director of National Drug Control Policy in the Executive Office of the President. On April 24, 2018, the president sent to the Senate the nomination of Deputy Director Carroll to be the director of National Drug Control Policy.

Prior to joining the Office of National Drug Control Policy, he served as assistant to the President and Deputy Chief of Staff at the White House. Previously in the Administration, Carroll served as general counsel of the Office of Management and Budget and as deputy assistant and senior counsel to the president. Before joining the Trump Administration, Carroll served as Washington Counsel at the Ford Motor Company and as General Counsel of the Ford Motor Company Fund, the company's philanthropic arm that supports non-profit organizations and initiatives. During the George W. Bush administration, Carroll held several positions, including special assistant and associate counsel to the president at the White House, deputy general counsel and acting general counsel at the U.S. Department of the Treasury and as an attorney at the U.S. Department of Justice. Carroll began his career as a state prosecutor in Virginia after earning his bachelor's degree from the University of Virginia and his J.D. from the George Mason University School of Law.

Ronald A. Stroman



Ronald A. Stroman was named the 20th deputy postmaster general (DPMG) in March 2011. As the second-highest ranking postal executive, he serves on the Postal Service Board of Governors and on Postmaster General Megan Brennan's Executive Leadership Team. Reporting to Stroman are the functions of government relations and public policy, international postal affairs, sustainability and the Judicial Officer Department.

Stroman facilitates relationships with the Congress, and with federal, state and local agencies as the Postal Service pursues its core business strategies. He also has the lead role in working with the Universal Postal Union and the Department of State on international postal policy.

Stroman has more than 30 years of professional experience in government, legislative affairs and leadership before becoming DPMG. From 1978 to 1984, he was an attorney with the Department of Housing and Urban Development. He then moved into a position as counsel on the Judiciary Committee of the U.S. House of Representatives. He also worked for the Committee on Government Operations and became a minority staff director and counsel for the House Committee on Oversight and Government Reform.

In 1997, Stroman took a director's position with the U.S. Department of Transportation. In 2001, he joined the General Accounting Office as managing director for the Office of Opportunity and Inclusiveness. He returned to the House in 2009, where he served as staff director, Committee on Oversight and Government Reform, before joining the Postal Service.

AMERICAN OVERSIGHT

Stroman earned his Juris Doctorate from Rutgers University Law Center.

Jan Rader



Jan Rader joined the Huntington Fire Department in August of 1994. Rader is the first woman to reach the rank of Chief for a career department in the State of West Virginia. She holds an associate's degree in Occupational Development from Marshall University and an Associate's Degree of Science in Nursing from Ohio University. Jan holds many fire service certifications and is also a Fire and EMS Instructor in the State of West Virginia. Since November of 2014 Chief Rader has been serving as a member of the Mayor's Office of Drug Control Policy. The purpose of this task force is to address drug addiction in Huntington and the surrounding communities and create a holistic approach involving prevention, treatment and law enforcement. Jan recently came to national prominence after the release of the short documentary "Heroin(e)" by Netflix in September of 2017. Then in April of 2018, she was chosen as one of Time Magazine's list of the 100 most influential people in the world.

AMERICAN OVERSIGHT

Governors Only: Council of Governors and Opportunity Zones
Friday, July 20
3:45 to 5 p.m.
Eldorado: Grand Ballroom B
Invitation Extended to Governors Plus One Staff Member

Governors Only: Council of Governors and Opportunity Zones

Overview

The co-chairs of the Council of Governors will provide a read-out of discussion items from the Thursday's Council of Governors Plenary Session, which will focus on actions and recommendations agreed to/discussed as it relates to the Council's State-Federal Catastrophic Disaster Working Group.

Following the discussion, the remainder of the session will examine how governors can work in tandem with investors and fund managers, entrepreneurs and business owners, anchor institutions, property developers, philanthropies and community stakeholder to help a new Opportunity Zone investment ecosystem emerge.

The Tax Cuts and Jobs Act authorized a new program to provide incentives for investors to re-invest unrealized capital gains into Opportunity Funds for designated low-income communities. Earlier this year governors had the opportunity to designate which low-income communities will be qualified opportunity zones and the U.S. Department of Treasury finalized all the selected zones in June. Governors now have the unique ability to develop comprehensive strategies for nurturing a new market around a new asset class— their Opportunity Zones—to take shape.

****You are opening the discussion on opportunity zones.**

Format

- 3:45 p.m. — Opening Remarks and Introductions – Council of Governors
  - Governor Mary Fallin, Oklahoma
  - Governor Dannel Malloy, Connecticut
- 3:55 p.m. — Discussion – Council of Governors
- 4:15 p.m. — Opening Remarks – Opportunity Zones
  - Governor Brian Sandoval, Nevada
- 4:20 p.m. — Speaker Presentations – Opportunity Zones
  - Sarah Bianchi, Senior Advisor, The Governance Project
  - John Lettieri, President, The Economic Innovation Group
- 4:40 p.m. — Discussion – Opportunity Zones

Media

This session is closed to press.

Takeaway(s)

This session will provide governors a read out of the actions taken by the Council of Governors, as well as a platform to explore successful strategies for engaging the marketplace and recruiting investment into qualified Opportunity Zones.

Contacts: Caroline Sevier, (202) 624-5376 or csevier@nga.org

AMERICAN OVERSIGHT

Presenter Bios

Sarah Bianchi



Sarah Bianchi began her career in the Clinton White House on the Domestic Policy Council and has served in a variety of White House and campaign policy roles, including deputy policy director for Vice President Gore and national policy director for the Kerry presidential campaign. During the Obama administration, she served as deputy assistant to the president for economic policy and director of policy for Vice President Biden.

Bianchi has also served in a number of private sector roles, including eight years on Wall Street where she was a managing director at BlackRock and an investment advisor at Eton Park Capital Management. She also served as global head of policy development at Airbnb, where she led a company-wide policy development process that implemented over 20 global policies around taxes, home-sharing regulations, trust and safety, data and transparency and Airbnb's 90-day racial discrimination task force.

Bianchi currently serves as a senior advisor at The Governance Project, focused on implementing the new Opportunity Zone law. Sarah is also serves as chair of the Policy Advisory Group at the Biden Institute. She graduated magna cum laude from Harvard University and is on the board at Harvard's Institute of Politics. She lives in Arlington, Va.

John Lettieri



John Lettieri is co-founder and president of the Economic Innovation Group (EIG). He leads EIG's policy development, economic research and legislative affairs efforts to study and address regional inequality and the decline of economic dynamism in the United States.

Lettieri's career in public policy has included time in both the public and private sectors working with a diverse set of policymakers, entrepreneurs, investors and global business leaders.

Prior to EIG, Lettieri was the vice president of Public Policy and Government Affairs for a leading business association, the Organization for International Investment (OFII), where he led the organization's state and federal policy work on such issues as tax reform, trade, investment promotion and manufacturing. Before joining OFII, Lettieri was director of Public and Government Affairs for a global aerospace manufacturer. He previously served as a foreign policy aide to former U.S. Senator Chuck Hagel, who was then a senior member of the United States Senate Foreign Relations Committee.

Lettieri is a graduate of Wake Forest University where he studied political science and global commerce. He serves on the Board of Regents at The Fund for American Studies, the Board of Directors for Lincoln Network and the Board of Directors for Friends of the National Zoo. He lives with his wife and children in Washington, D.C.

AMERICAN OVERSIGHT

Governors Only—Opportunity Zones

Friday, July 20, 3:45-5 p.m.

Governor Sandoval

[SANDOVAL OPENS AND CALLS MEETING TO ORDER]

[COG READ OUT—TBD BY NGA]

FOR OUR NEXT ORDER OF BUSINESS, WE WILL TURN TO A DISCUSSION ON THE NEWLY ESTABLISHED OPPORTUNITY ZONES PROGRAM, WHICH CAME OUT OF THE TAX REFORM BILL LATE LAST YEAR.

OUR STATES HAVE ALL MADE SELECTIONS FOR WHICH AREAS WOULD BE BEST SERVED BY RECEIVING AN OPPORTUNITY ZONES DESIGNATION, AND NOW WE MUST TURN OUR ATTENTION TO HOW TO BEST LEVERAGE AVAILABLE POLICY TOOLS TO GUARANTEE ECONOMIC DEVELOPMENT AND JOB GROWTH IN THESE LESSER SERVED COMMUNITIES.

AMERICAN OVERSIGHT

JOINING US TODAY TO PROVIDE POLICY AND MESSAGING CONSIDERATIONS AS YOU DEVELOP YOUR STATE OPPORTUNITY ZONES' STRATEGIC PLAN ARE TWO EXPERTS IN THE ECONOMIC DEVELOPMENT FIELD.

FIRST, WE HAVE JOHN LETTIERI, THE PRESIDENT AND CO-FOUNDER OF THE ECONOMIC INNOVATION GROUP. AT EIG, JOHN LEADS THE ORGANIZATION'S POLICY DEVELOPMENT, ECONOMIC RESEARCH AND LEGISLATIVE AFFAIRS EFFORTS.

PRIOR TO CO-FOUNDING EIG, JOHN WAS THE VICE-PRESIDENT OF PUBLIC POLICY AT THE ORGANIZATION FOR INTERNATIONAL INVESTMENT AND SERVED AS A FOREIGN POLICY AIDE FOR FORMER U.S. SENATOR CHUCK HAGEL.

NEXT, WE HAVE SARAH BIANCHI, SENIOR ADVISOR AT THE GOVERNANCE PROJECT, WHERE SHE HAS BEEN FOCUSED ON THE IMPLEMENTATION OF THE OPPORTUNITY ZONES PROGRAM.

AMERICAN OVERSIGHT

PRIOR TO JOINING THE GOVERNANCE PROJECT, SARAH SERVED IN THE CLINTON WHITE HOUSE ON THE DOMESTIC POLICY COUNCIL AND IN THE OBAMA ADMINISTRATION AS THE DEPUTY ASSISTANT TO THE PRESIDENT FOR ECONOMIC POLICY AND THE DIRECTOR OF POLICY FOR VICE PRESIDENT BIDEN.

OUTSIDE OF HER PUBLIC SERVICE WORK, SARAH HAS WORKED AS A MANAGING DIRECTOR AT BLACKROCK, AN INVESTMENT ADVISOR AT ETON PARK CAPITAL AND MOST RECENTLY AS THE GLOBAL HEAD OF POLICY DEVELOPMENT AT AIRBNB.

I WILL NOW TURN IT OVER TO JOHN TO BEGIN FOR HIS OPENING REMARKS.

[TRANSITION TO JOHN LETTIERI FOR HIS REMARKS]

[TRANSITIONS BACK TO SANDOVAL]

AMERICAN OVERSIGHT

THANK YOU, JOHN. WE WILL NOW TURN TO SARAH FOR SOME INSIGHTS ABOUT WHAT SPECIFIC STRATEGIES AND POLICIES GOVERNORS CAN CONSIDER AS THEY DEVELOP THEIR OPPORTUNITY ZONES PLAN.

[TRANSITIONS TO SARAH BIANCHI FOR HER REMARKS]

[TRANSITIONS BACK TO SANDOVAL]

THANK YOU, SARAH. I WOULD NOW LIKE TO OPEN UP THE FLOOR TO ALL GOVERNORS FOR ANY QUESTIONS THAT YOU MIGHT HAVE FOR OUR PANELISTS, OR TO HEAR ABOUT ANY SPECIFIC STRATEGIES THAT YOUR STATE MIGHT ALREADY BE EMPLOYING.

[SANDOVAL CONCLUSION]

THANK YOU TO EVERYONE WHO PARTICIPATED IN TODAY'S CONVERSATIONS. I LOOK FORWARD TO SEEING YOU ALL AT THE SOCIAL EVENTS TONIGHT, AND FOR ANOTHER GREAT DAY OF DIALOGUE TOMORROW.

AMERICAN OVERSIGHT

Nevada Opportunity Zones Highlights

State highlights for designation process

- Created a website with an interactive map to solicit public comment on nominated tracts
- Worked with local governments to develop a priority list
- Worked with national partners, including The Economic Innovation Group, the Governance Project and the Urban Institute to come up with a model to rank census tracts with need and likelihood of investment scores.
- Held informational sessions and a town hall in low-income areas to promote awareness

How Nevada plans to shape policies and encourage investment in Opportunity Zones?

Be Strategic

Evaluating and align workforce programs, zoning and permitting and treat the designations as the first step in the process

Convene and collaborate

Successful Ozones will require long-term efforts that include participation between the public, private and philanthropic sectors

Assign a point person for Opportunity Zones and encourage working groups between the state and local governments. In Nevada, the Governor's Office of Economic Development is going to coordinate working groups to share best practices and promote new ideas.

Continue to work with national groups such as the Economic Innovation Group as the Opportunity Zone regulations are drafted and the program is implemented

Think broadly

Potential applications for investors is very broad with very few exceptions. From affordable housing to tech startups, if an investor can realize a gain, Ozones might be a possibility.

What is Nevada currently working on

- Forming working groups consisting of Economic Development, Business and Industry, Local Governments to develop best practices
- Developing an agenda to host an Opportunity Zone Conference similar to the conference Colorado hosted in June

On-going concerns regarding Opportunity Zones

- Still waiting on final guidance from the Treasury to provide guidance on many issues including:
    - Self-Certification requirements of Opportunity Funds

AMERICAN OVERSIGHT

    - Grace periods for Opportunity Fund and Opportunity Zone Business to make investments
    - Some definitions including meaning of “substantially all”, “substantial portion”, and “active”
- Displacement concerns in low-income neighborhoods. There is a fear that too much growth too fact will only act to displace low-income residents without creating opportunities for them.

AMERICAN OVERSIGHT

Helping Nevada get a Piece of a Trillion Dollar Pie through Housing Incentives.

On June 14th, sixty one of Nevada's low-income census tracts received official designation as Qualified Opportunity Zones (QOZ) by the U.S. Department of Treasury and the IRS; but what does this mean for the state? The Opportunity Zone (O-Zone) Program was created by the Tax Cuts and Jobs Act signed by the president at the end of 2017. This new incentive encourages long-term private investment of capital gains into projects, businesses, and property development in low-income areas that continue to be left behind even in our strong economy. While as a whole our state and country are experiencing one of the lowest unemployment rates of all time, nearly 35 million Americans live in distressed QOZ communities. According to the 2011-2015 American Community Survey, almost one third of the population in the O-Zone tracts live in poverty, plus these tracts have a unemployment rate of 1.6 times higher and have an average income of 37% lower than the typical U.S. census tract.

The goal of the O-Zone program is to change the course of these low-income tracts through new private investment. Currently it is estimated that over 3 trillion dollars of unrealized capital gains are pent up in investment in order to postpone tax burden. The O-Zone program allows significant tax incentives for capital gains that are quickly reinvested into these designated census tracts; tax incentive include:

> (1) The deferral of the payment of taxes on capital gains until the sooner of December 31, 2026 or the date the investment is removed from the O-Zone.
>
> (2) A reduction in the total taxes paid on the capital gains through an increase in basis of 10% for investments lasting 5 years, and 15% (an additional 5%) for investments of 7 years or longer.
>
> (3) The exclusion of capital gain tax on appreciation of the investment as long as it remains in the designated low-income zones for 10 years.

With all 50 states, the District of Columbia, and 5 territories having designated O-Zone tracts there are many zones for investors to choose from. The race is on across the country to draw millions, if not billions, of dollars of investment into local zones. States, municipalities, and local economic development organizations alike are striving to devise the most attractive complementary programs to couple with O-Zone investments and bring the funds to their states and cities. In addition, being a very new and quick to market program, these same organizations are tasked with getting the word out and appealing to investors.

With this in mind, the Nevada Housing Division may be among the first in the country to launch a new twist to their current low-income housing program to help attract O-Zone investment into the state. Specifically, the division administers the federal allocation of the Low Income Housing Tax Credit (LIHTC) Program for Nevada; LIHTC incentivizes development of affordable housing for low income individuals. In Nevada's distressed neighborhoods housing is possibly one of the most critical resources needed to turn these communities around. To address this head on, the housing division is launching an extra round of LIHTC allocation that encourages developers to utilize O-Zone Investment. In this additional round, launching in mid-July with applications due in early October, developers who propose housing projects that meet all traditionally required criteria and have secured O-Zone financing will be rated higher and are more likely to receive the LIHTC incentive. Over the past 6 months tax, legal and investment consultants alike have been touting that those who are nimble and quickly launch into O-

AMERICAN OVERSIGHT

Zone investments will be the biggest winners. The coupling of housing and O-zone incentives is a great first step for Nevada to lead the O-Zone race.

To find out more on these programs go to:

- Federal Opportunity Zone Resources https://www.cdfifund.gov/Pages/Opportunity-Zones.aspx
- State of Nevada Opportunity Zones http://www.diversifynevada.com/programs-resources/opportunity-zones
- State of Nevada Housing Division Low Income Housing, LIHTC: https://housing.nv.gov/programs/LIH/Qualified_Allocation_Plans/

Potential highlight: "The creation of Opportunity Zones is one of the most significant provisions of the Tax Cut and Jobs Act. Incentivizing private investment into these low-income communities can be transformational, stimulating economic growth and job creation across the country," said Secretary Steven T. Mnuchin. "This Administration will work diligently with states and the private sector to encourage investment and development in Opportunity Zones and other distressed communities so that they may enjoy the benefits of robust economic growth."

AMERICAN OVERSIGHT

Social Event: La Noche de Fuego (The Night of Fire)
Friday, July 20
6 to 9 p.m.
Fort Marcy Park

La Noche de Fuego (The Night of Fire)

Overview

La Noche de Fuego is a very special evening, celebrating a unique tradition that features the sights, sounds, flavors and culture of New Mexico.

****You are giving opening remarks.**

Format

- 6 p.m. — Balloons and Bubbles Reception
  - Paying homage to Albuquerque's designation as "Hot Air Balloon Capital of the World," local pilots will take the field during cocktail hour and share with guests the fascinating experience of watching these gentle giants of billowing nylon inflate.
- 7 p.m. — Dinner
  - Guests will be seated at "harvest tables" while they enjoy an array of New Mexican favorites.
- 8:15 p.m. — Show
  - The burning of the effigy of Tío Coco, aka Old Man Gloom: Since 1924, this unique cultural event, staged yearly on the Friday before Labor Day, has become a tradition for Santa Feans. Some deem the cathartic burn as the beginning of a new year, a brand-new start that is free from the concerns of the past year. As darkness falls, the music begins, and fire dancers taunt an enormous 50-foot-tall effigy until at last the flames catch and fireworks light up the sky, burning away your worries, hardships and disappointments.
  - All meeting participants will have the opportunity to write down their woes and deposit them into "Gloom Deposit Boxes" placed throughout the Convention Center. They will all be transported to the event and placed into Tío Coco before the spectacle begins.

Transportation

Governors may arrive by private vehicle; secured parking will be available. All other attendees should utilize the shuttle service provided from all host hotels between the hours of 5:45 and 9:15 p.m.

Dress

Dress for this event is "Southwest casual." Please note that this event will take place outdoors. Closed-toe shoes and a light sweater or jacket are recommended.

Media

This event is open to invited press.

Contact: Bob Masciarelli, (202) 624-5355 or bmasicarelli@nga.org

AMERICAN OVERSIGHT

La Noche de Fuego

Friday, July 20, 6-9 p.m.

Governor Sandoval

[GOVERNOR SANDOVAL OPENS]

WELCOME. THANK YOU TO THE GOVERNORS, THEIR FAMILIES, NGA SPONSORS AND SPECIAL GUESTS FOR COMING TONIGHT.

DAY TWO OF THE NGA SUMMER MEETING IS NOW IN THE BOOKS. I KNOW THAT I'VE LEARNED SO MUCH FROM MY COLLEAGUES, NGA PARTNERS AND THE PANELISTS, AND I HOPE YOU ALL FEEL THE SAME WAY.

MUCH LIKE LAST NIGHT, OUR GOAL NOW IS TO REFLECT ON TODAY'S EVENTS AND CONNECT WITH EACH OTHER.

I HOPE YOU ALL HAVE A WONDERFUL EVENING AND ENJOY THE PROGRAM TONIGHT.

AMERICAN OVERSIGHT

SPECIAL THANKS TO THE KIWANIS CLUB FOR THEIR WORK TO PUT TOGETHER WHAT I'M SURE WILL BE A MEMORABLE PROGRAM.

IF YOU WOULD PLEASE JOIN ME IN WELCOMING GOVERNOR BULLOCK TO SAY A FEW WORDS.

[TRANSITION TO BULLOCK]

AMERICAN OVERSIGHT

Saturday Sessions

AMERICAN OVERSIGHT

NV-DA-20-0615-A-004213

Governors Only (Part 1): NGA's Cross Divisional Response on School Safety
Saturday, July 21
8:30 to 8:45 a.m. (at beginning of second governors-only session)
Eldorado: Grand Ballroom B
Invitation Extended to Governors Plus One Staff Member

Governors Only (Part 1): NGA's Cross Divisional Response on School Safety

Overview

In order to align efforts to support governors and their staff as they seek to tackle this difficult and contentious issue, the NGA Center has developed a cross-divisional project that pulls on the resources and expertise of the Education, Health and Homeland Security and Public Safety divisions.

The divisions are working together to support provide tailored technical assistance to governors' offices and state officials to identify and assess gaps and challenges and strengthen state partnerships, planning, policies and practices across agencies. Comprehensive partnership and policy frameworks begin with prevention-based activities that foster greater collaboration across sectors at the family-school-community level. Similarly, preparation requires cross-team incident management structures, implementation of school safety protocols and procedures and training. Finally, cross-sector coordination and collaboration is essential in responding to a crisis and in the aftermath.

The NGA Center's three-pronged partnership approach will also allow states to explore different school safety and prevention models and best practices and identify ways to leverage existing federal and state resources. This project will further allow states to develop working relationships and learn from each other's unique challenges and approaches to school safety and prevention. With the NGA Center's assistance, governors' offices, state education, health, public safety and homeland security departments and stakeholders will be better positioned to ensure that school environments are safe and secure.

**You are opening the session.

Format

- 8:30 a.m. — Opening
  - Governor Brian Sandoval, Nevada
- 8:32 a.m. — Presentation
  - Scott D. Pattison, CEO and Executive Director
- 8:45 a.m. — Adjourn

Media

This session is closed to press.

Contact: Anna Davis, (202) 624-5360 or adavis@nga.org

AMERICAN OVERSIGHT

Governors Only (Part 2): How the Supreme Court Term Will Impact the States: Wayfair, Murphy and Beyond
Saturday, July 21
8:45 to 10 a.m.
Eldorado: Grand Ballroom B
Invitation Extended to Governors Plus One Staff Member

Governors Only (Part 2): How the Supreme Court Term Will Impact the States: *Wayfair, Murphy* and Beyond

Overview

The Supreme Court just finished its term, issuing more decisions impacting states and federalism than in recent memory. This session will provide a forum for governors to discuss implications from the term generally, but with special focus on those major opinions that affect states such as *South Dakota* (remote sellers/sales tax), *Janus* (union dues), *Husted* (voting roles), *Gill* (gerrymandering) and *Murphy* (sports betting). Eric Citron will summarize the court's decisions, and will be joined by another participant, A.G. Burnett, who will speak about the opportunities and regulatory obligations for states going forward post-*Murphy*.

**You are giving welcoming remarks and introductions.

Format

- 8:45 a.m. — Opening remarks and introductions
  - Governor Brian Sandoval, Nevada, Moderator
- 8:55 a.m. — Presentations
  - Eric Citron, Partner, Goldstein & Russell
  - A.G. Burnett, Partner, McDonald Carano
- 9:15 a.m. — Open Discussion
- 9:55 a.m. — Adjourn

Media

This session is closed to press.

Contact: Anna Davis, (202) 624-5360 or adavis@nga.org

AMERICAN OVERSIGHT

Presenter Bios

Eric Citron



Eric Citron clerked on the Supreme Court of the United States for Associate Justices Sandra Day O'Connor and Elena Kagan. Before his time at the Supreme Court, Eric was a senior associate in the Litigation/Controversy Department and a member of the Appellate and Supreme Court Litigation and Government and Regulatory Litigation Practice Groups at WilmerHale. He has also served as counsel to the assistant attorney general in the Antitrust Division of the United States Department of Justice, where he drafted position papers, policy memoranda and speeches, and advised on issues related to policy, appeals, inter-agency coordination, international relations and litigation. Immediately following law school, Citron clerked for the Honorable James Robertson of the U.S. District Court for the District of Columbia, and the Honorable David S. Tatel of the U.S. Court of Appeals for the District of Columbia Circuit.

A.G. Burnett



A.G. Burnett is a partner at McDonald Carano. From 2012 to 2017, he was the chair of the Nevada Gaming Control Board (NGCB). The NGCB, along with the Nevada Gaming Commission, oversees all forms of gaming in the state. Prior to his appointment to the NGCB, Burnett served as senior deputy attorney general in the Gaming Division of the Nevada Attorney General's Office. In that post he represented the NGCB, the Nevada Gaming Commission and the Nevada Commission on Sports.

AMERICAN OVERSIGHT

Governors Only—NGA's Response to School Safety & SCOTUS: Implications for the States

Saturday, 8:30am – 10:00am

Governor Sandoval

[GOV SANDOVAL]

GOOD MORNING, GOVERNORS.

THANK YOU FOR JOINING US ON THIS EARLY MORNING. WE HAVE AN EXCITING DAY AHEAD.

BEFORE WE HAVE A CONVERSATION ABOUT THIS YEAR'S SUPREME COURT RULINGS AND HOW STATES CAN RESPOND, I WANT TO TURN IT OVER TO NGA'S CEO SCOTT PATTISON TO DISCUSS HOW NGA IS ADDRESSING THE SCHOOL VIOLENCE EPIDEMIC THROUGH BIPARTISAN ASSISTANCE TO STATES.

AMERICAN OVERSIGHT

THIS EFFORT INCLUDES THREE DIVISIONS FROM THE CENTER FOR BEST PRACTICES: HOMELAND SECURITY AND PUBLIC SAFETY, EDUCATION AND HEALTH.

SCOTT, WHAT CAN YOU TELL US ABOUT THIS ISSUE THAT WEIGHS ON THE MINDS OF EVERYONE IN THIS ROOM?

[SCOTT PATTISON REMARKS]

THANK YOU, SCOTT. SPEAKING ON BEHALF OF MY COLLEAGUES, WE APPRECIATE KNOWING THAT NGA CAN QUICKLY MOBILIZE ITS RESOURCES TO PROVIDE SUPPORT TO GOVERNORS WHEN FACED WITH AN UNANTICIPATED CHALLENGE.

I KNOW HOW MUCH WORK HAS BEEN PUT INTO THE SCHOOL SAFETY RESPONSE, AND I WANT TO THANK YOU FOR THESE EFFORTS.

AMERICAN OVERSIGHT

NOW, WE WILL TURN TO A DISCUSSION ABOUT THE SUPREME COURT TERM THAT JUST CONCLUDED AT THE END OF JUNE.

NO TERM IN RECENT MEMORY HAS RESULTED IN THIS MANY DECISIONS HAVING SUCH SIGNIFICANT IMPLICATIONS FOR GOVERNORS AND OUR STATES.

JOINING US TODAY TO SHARE THEIR INSIGHTS ARE TWO EXPERTS WHO ARE PREPARED TO DISCUSS WHAT GOVERNORS SHOULD BE THINKING ABOUT AS A STATE-SPECIFIC RESPONSE TO SEVERAL KEY DECISIONS OF THE COURT.

NOTE: GOVERNOR DAUGAARD MAY WANT TO INTRODUCE ERIC CITRON IN WHICH CASE, JUST RECOGNIZE GOVERNOR DAUGAARD AND THEN INTRODUCE A.G. BURNETT.

AMERICAN OVERSIGHT

FIRST, IT IS MY PLEASURE TO INTRODUCE ERIC CITRON. ERIC IS A PARTNER AT THE FIRM OF GOLDSTEIN & RUSSELL, IN THEIR SUPREME COURT PRACTICE.

PREVIOUSLY, ERIC CLERKED FOR TWO JUSTICES OF THE SUPREME COURT: SANDRA DAY O'CONNOR AND ELENA KAGEN, FOLLOWING EARLIER CLERKSHIPS IN THE FEDERAL DISTRICT AND APPEALS COURTS.

I THINK IT'S FAIR TO SAY THAT ERIC KNOWS HIS WAY AROUND A FEDERAL COURTROOM.

MOST RELEVANT TO OUR SESSION TODAY, ERIC WAS A COUNSEL FOR THE PETITIONER IN THE RECENTLY ANNOUNCED *SOUTH DAKOTA V. WAYFAIR* OVERTURNING *QUILL* AND *BELLA HESS,* WHICH NOW ALLOWS STATES TO COLLECT TAXES ON SALES FROM COMPANIES WITHOUT A PHYSICAL PRESENCE IN A STATE.

AMERICAN OVERSIGHT

NEXT, IT IS MY PLEASURE TO INTRODUCE MY FRIEND A.G. BURNETT.

A.G. IS A PARTNER AT THE FIRM OF MCDONALD CARANO, AND FROM 2012 UNTIL LAST DECEMBER, A.G. WAS CHAIR OF THE NEVADA GAMING CONTROL BOARD.

I INVITED HIM TO COME TODAY TO SHARE HIS PERSPECTIVES ON THE SUPREME COURT'S DECISION IN THE *MURPHY* DECISION, ALLOWING STATES TO DECIDE WHETHER TO ALLOW SPORTS GAMING.

I WILL NOW TURN IT OVER TO ERIC TO BEGIN FOR HIS OPENING REMARKS.

[ERIC CITRON REMARKS]

AMERICAN OVERSIGHT

[GOV SANDOVAL]

THANK YOU, ERIC.

NOW, I WILL TURN IT OVER TO A.G. FOR SOME INSIGHTS ABOUT WHAT SPECIFIC STRATEGIES AND POLICIES GOVERNORS CAN CONSIDER AS A RESPONSE TO THE *MURPHY* DECISION.

[A.G. BURNETT REMARKS]

THANK YOU, A.G.

I WOULD NOW LIKE TO OPEN UP THE FLOOR TO ALL GOVERNORS FOR QUESTIONS FROM OUR SPEAKERS, OR TO SHARE ANY SPECIFIC STRATEGIES THAT YOUR STATE HAS ALREADY EMPLOYED.

[OPEN DISCUSSION]

AMERICAN OVERSIGHT

[GOV SANDOVAL]

THANK YOU, EVERYONE, AND ESPECIALLY THANKS TO ERIC AND A.G.

WE GAINED MANY VALUABLE INSIGHTS INTO HOW TO RESPOND TO THE RECENT DECISIONS FROM THE SUPREME COURT.

WE ARE NOW ADJOURNED.

AMERICAN OVERSIGHT

Bloomberg BNA Daily Report for Executives™

Electronic Commerce

States Urged to Proceed With Caution After 'Wayfair'

By Brenna Goth

Snapshot

- Next year could be big for tax overhauls
- Consumers, retailers need clarity

A week after the U.S. Supreme Court lifted a major barrier to the collection of sales taxes from remote sellers, the question remains: How will states respond?

The majority opinion in *South Dakota v. Wayfair*, written by Justice Anthony Kennedy, raises legal and logistical questions. At its heart, the decision says a state can require a business to collect sales taxes even if it doesn't have a physical presence there.

That change could help make 2019 the biggest year for state tax overhauls in "many many years," said Max Behlke, director of budget and tax for the National Conference of State Legislatures. Behlke spoke June 28 at the organization's Task Force on State and Local Taxation meeting in Lake Tahoe, Nev., among the first gatherings of lawmakers on the decision.

Legislators and other panelists urged states to proceed with caution and to look carefully at their laws. The high court's opinion provides clues to how states can design their remote sales tax collection, but much is still unknown, they said.

The 5-4 majority in *Wayfair* suggested strongly that South Dakota's law would pass constitutional muster; the state's model imposes the tax collection threshold at 200 separate transactions or $100,000 in in-state sales. But the court stopped short of formally declaring that South Dakota's law, which dozens of states have mimicked already, was valid in the absence of *Quill Corp. v. North Dakota*. The court just made clear that *Quill* was no longer part of any commerce clause test for when states may impose taxes.

Accordingly, the South Dakota Supreme Court still has to bless the state's economic nexus model before it can become effective. Still, many project that states will flock to copy South Dakota's model.

Model After South Dakota

States have varying levels of preparedness to move on remote seller tax collection, Scott Drenkard, director of state projects at the Tax Foundation, said during a panel. He said state reactions have already ranged the spectrum.

Some lawmakers in Louisiana, for example, pushed for quick changes to help with revenue issues, while Arkansas is taking a more deliberative approach, Drenkard said. He cautioned against states rushing choices that could place an undue burden on businesses.

"If there was ever a state that was not prepared for the *Wayfair* decision to come down, Louisiana was certainly that state," Drenkard said.

Having sensible rules means more companies will follow them voluntarily, Drenkard said. It's in a state's best interest to follow the criteria Kennedy laid out in his opinion, he said.

Generally, states that model their remote seller statutes after South Dakota's should be in the clear, Brian Galle, a professor at Georgetown University Law Center, told attendees. That law includes a collection obligation only above a certain threshold, no retroactive liability, and compliance with the Streamlined Sales and Use Tax Agreement.

AMERICAN OVERSIGHT NV-DA-20-0615-A-004224

That doesn't mean South Dakota's model is the only option, Galle said. But the opinion only gives hints about what states can do.

Imposing retroactive taxes, for example, could raise issues unless the statute is very narrow, Galle said. Retroactive collection could result in double taxation, he said, because retailers don't know if customers have already reported use taxes to their states.

Steve Kranz, a partner at McDermott Will & Emery LLP in Washington, said states should consider protecting against retroactivity and should emphasize that the rules also apply to foreign sellers. He also recommended implementing voluntary agreements with businesses to start collecting taxes.

Implementation Takes Time

Even states prepared to collect taxes from remote sellers could face delays. In Wyoming, implementation "is not going to happen overnight," said Dan Noble, director of the Wyoming Department of Revenue. The state has two pending lawsuits regarding the legislation, including one with Wayfair.

"We've got to get past this issue of litigation first," Noble told Bloomberg Tax.

The main concern—physical presence—was decided by the Supreme Court. But the question is whether companies will raise the burden issue as a secondary claim, Noble said.

There are other logistical issues that take time. Current staffing would be overwhelmed with registrations from businesses, he said.

For now, the state will work with companies to voluntarily collect the taxes.

The Streamlined Sales Tax Governing Board Inc. is working with its 24 member states on messaging and implementation, Executive Director Craig Johnson said. The group is also reaching out to non-members to offer services.

Johnson said he expects a number of states to start down the path of joining by the end of the year. Specifics, though, depend on individual legislatures.

"It's going to take time for states to join," Johnson told Bloomberg Tax.

One highlight of the organization is a common application for sellers to register with states. That's the first thing businesses have to do, which means it's convenient to fill out one application for two dozen states, Johnson said.

'No One Will Understand'

States should try to provide clarity for both buyers and sellers, panelists said. Galle raised the issue of states that have minimum transaction thresholds to collect taxes.

That could be confusing in marketplaces with individual vendors. Customers may not understand if transactions are aggregated by platform or by seller to determine if they owe taxes.

"I suspect that no one will understand that," Galle said.

Galle also suggested that customers be alerted to the taxes owed while they're browsing and not just at checkout.

Retailers are also raising questions about implementation and compliance since the court decision, said Rachelle Bernstein, vice president and tax counsel at the National Retail Federation. Retailers are looking for centralized information on which states are starting to collect taxes and when, she said, as well as how to register.

Businesses are also are looking for simplicity in compliance, Bernstein said. They need to know when to collect taxes during sales to avoid paying later.

"It's coming out of your bottom line," she said.

AMERICAN OVERSIGHT

To contact the reporter on this story: Brenna Goth in Lake Tahoe, Nev., at bgoth@bloomberglaw.com

To contact the editor responsible for this story: Ryan C. Tuck at rtuck@bloombergtax.com

---

Contact us at http://www.bna.com/contact-us/ or call 1-800-372-1033

ISSN 1523-567X
Copyright © 2018, The Bureau of National Affairs, Inc. Reproduction or redistribution, in whole or in part, and in any form, without express written permission, is prohibited except as permitted by the BNA Copyright Policy. https://www.bna.com/corp/index.html#V

AMERICAN OVERSIGHT

Plenary VI (Part 1): Best Practices: Infrastructure Funding
Saturday, July 21
10:15 to 10:45 a.m.
Convention Center: Sweeney Ballroom C-F

Plenary VI (Part 1): Best Practices: Infrastructure Funding

Overview

When it comes to infrastructure investment, the relationship between governors and company executives and the roles that both actors play should not be ignored. In order to achieve their goals, governors constantly work with one another as well as leaders in the infrastructure industry, both in the U.S. and across the globe, to create the best plan for their citizens. Therefore, the infrastructure projects undertaken in individual states are interconnected with the situations both at home and abroad. Moreover, funding opportunities from international investors and state leadership for these projects benefit the entire nation.

NGA Global welcomes Shemara Wikramanayake, chair of Macquarie Foundation Group and head of Macquarie Asset Management, to speak about the interconnectedness of infrastructure projects regionally and internationally.

****You are moderating an armchair discussion. Remarks and scripts are forthcoming.**

Format

- 10:15 a.m. Armchair Discussion
  - Governor Brian Sandoval, Nevada
  - Shemara Wikramanayake, Chair, Macquarie Foundation Group; and Head, Macquarie Asset Management
- 10:30 a.m. Q&A Session

Takeaway(s)

This session will be a follow-up from the discussion on Thursday. International companies and other infrastructure stakeholders recognize governors as the leaders of our nation's future infrastructure buildout. This session aims to highlight opportunities for collaboration and creative approaches to infrastructure development at the state level.

Media

This session is open to the press.

Contact: Abigail Hunter, (202) 624-5301 or ahunter@nga.org

AMERICAN OVERSIGHT

Presenter Bio

Shemara Wikramanayake



Shemara Wikramanayake joined Macquarie in 1987 and worked in Macquarie Capital for 20 years before being appointed head of Macquarie Asset Management in 2008.

As head of the Macquarie Infrastructure and Real Assets business in New York for four years, Wikramanayake led the establishment of Macquarie's infrastructure and private equity funds in the U.S. and Canada.

Before that, Wikramanayake led Macquarie Capital's prudential team for four years, reviewing all transactions in which the business took a principal position. She also established and led Macquarie's corporate advisory offices in New Zealand, Hong Kong and Malaysia.

AMERICAN OVERSIGHT

NV-DA-20-0615-A-004228

Plenary VI (Part 2): Subnational Leaders Idea Exchange
Saturday, July 21
11 a.m. to 12:15 p.m.
Convention Center: Sweeney Ballroom C-F

Plenary VI (Part 2): Subnational Leaders Idea Exchange

Overview

NGA Global continues to stress the importance of the relationship between subnational governments to the federal government. In order to sustain economic growth, leaders must collaborate both domestically and internationally. By joining together, leaders can solve common issues through cross-border collaboration. Challenges, such as an aging population, rural connectivity and the future of work, are not unique to the United States. As we overcome these similar hurdles in different countries, collaboration becomes necessary.

General Secretary Annegret Kramp-Karrenbauer, will deliver the opening remarks in this session. As a former minister-president, a position which is equivalent to a governor, she will discuss the German-U.S. relationship. German ties to states such as California, Texas, Pennsylvania, Illinois and New York, have created approximately 228,000 jobs and helped foster innovation across the Atlantic. Building on the synergies created this past year in Providence, Rhode Island and Washington, D.C., at NGA's last subnational exchanges and the dialogue on North American relations, the panel following her remarks will feature subnational leaders from Japan, Canada, Mexico and Australia.

Format

- 11:15 a.m. — Introductory Remarks
  - Governor Brian Sandoval, Nevada
- 11:20 a.m. — Thank You from Kenyan Delegation
  - H.E. Josphat Nanok, Governor of Turkana and Chairman of Council of Governors in Kenya
- 11:30 a.m. — Keynote
  - Annegret Kramp-Karrenbauer, General Secretary, Christian Democratic Party, Germany
- 11:45 a.m. — Q&A Session with General Secretary Kramp-Karrenbauer

Contact: Abigail Hunter, (202) 624-5301 or ahunter@nga.org

AMERICAN OVERSIGHT

Presenter Bio

Annegret Kramp-Karrenbauer



Annegret Kramp-Karrenbauer serves as general secretary of the Christian Democratic Union (CDU). She was nominated by Angela Merkel and elected at the CDU party conference in February 2018, where she received 98.87 percent of the delegate votes.

General Secretary Kramp-Karrenbauer was the minister-president of Saarland from 2011 to 2018, making her the first woman to lead the government of Saarland and only the fourth woman to govern a German state.

On the national level, General Secretary Kramp-Karrenbauer also served as Commissioner of the Federal Republic of Germany for Cultural Affairs under the Treaty on Franco-German Cooperation between 2011 and 2014. She continues to be a member of the German-French Friendship Group set up by the German Bundesrat and the French Senate.

General Secretary Kramp-Karrenbauer was a CDU delegate to the Federal Convention for the purpose of electing the President of Germany in 2012 and 2017. Under her leadership, the CDU won 40.7 percent of the vote in the 2017 state elections, up from 35.2 percent in 2012.

General Secretary Kramp-Karrenbauer studied law and political science at the Universities of Trier and Saarbrücken from 1982 to 1990, and she earned a Master of Arts in Political Science and Public Law in 1990.

AMERICAN OVERSIGHT

Governors and Chiefs of Staff Lunch and Business Session: Transition
Saturday, July 21
12:15 to 1:30 p.m.
Convention Center: Sweeney Ballroom B
Invitation Extended to Governors Plus One Senior Staff Member

Governors and Chiefs of Staff Lunch and Business Session

Overview

A special joint lunch for governors and chiefs of staff. The program will feature a moderated panel of former governors who will give remarks focused on governing during the final year in office and on life after being governor. There will be ample time for question and answer and open discussion.
Moderated by NGA CEO and Executive Director Scott D. Pattison. Panel to include former Governors George Allen (Va.), Jim Edgar (Ill.), John Engler (Mich.) and Jane Swift (Mass.).

**You are giving opening remarks.

Format

- 12:15 p.m. — Networking Lunch and Introductions
- 12:40 p.m. — Opening Remarks and Introductions
  - Governor Brian Sandoval, Nevada
  - Scott Pattison, CEO, NGA
- 12:50 p.m. — Moderator Questions/Panelist Answers/Discussion
  - Governor George Allen, Virginia
  - Governor Jim Edgar, Illinois
  - Governor John Engler, Michigan
  - Governor Jane Swift Massachusetts
- 1:15 p.m. — Audience Questions

Takeaway(s)

Governors and chiefs of staff will receive guidance on how to address the special challenges and opportunities during the final six months of an administration, as well as how to approach opportunities after leaving the office of governor.

Media

This session closed to the press.

Contact: Nikki Guilford, (202) 624-5422 or nguilford@nga.org

AMERICAN OVERSIGHT

Presenter Bios

George Allen (Virginia, 1994-1998)



George Allen was born in Whittier, Calif. He attended the University of Virginia, where he graduated with distinction in 1974 with a bachelor's degree in history and earned his law degree in 1977. Allen later established his own law practice in Charlottesville. He was first elected to public office as a state representative in 1983 and held the seat in the Virginia House of Delegates for nine years. He was elected to the U.S. House of Representatives in a special election on Nov. 5, 1991, and elected governor two years later. Allen was elected to the U.S. Senate in 2000. Since leaving the U.S. Senate, Allen has continued to advocate for the issues and ideas he has always fought for. He launched the American Energy Freedom Center, whose mission is to advocate positive ideas for American jobs, economic prosperity and promote increased freedom, opportunity and competition in the development and use of our vast energy resources. Allen also serves as the Reagan Ranch Presidential Scholar for the Young America's Foundation.

Jim Edgar (Illinois, 1991-1999)



Jim Edgar was born in Vinita, Okla., and was raised in Charleston, Ill. He earned a bachelor's degree in history from Eastern Illinois University, where he served as student body president. Edgar was elected to the Illinois House of Representatives in 1976 and reelected in 1978. In 1981 he was appointed secretary of state. He was elected to that position in 1982 and was reelected in 1986 by the largest plurality of any candidate in the state's history. Edgar was elected governor in 1990 and was reelected in 1994, carrying 101 of the state's 102 counties, including Cook County. After retiring from elective office, Governor Edgar was a resident fellow at the John F. Kennedy School of Government at Harvard. He has continued his commitment to responsible and responsive government as a distinguished fellow at the University of Illinois' Institute of Government and Public Affairs. He spearheads the Edgar Fellow program, which brings together emerging leaders from all parts of Illinois to foster the statesmanship that will address major challenges across regional, partisan and ethnic lines. Governor Edgar also lectures to students at the U of I and in colleges and universities throughout the state and serves on several corporate and non-profit boards. He is president emeritus of the Abraham Lincoln Presidential Library Foundation.

John Engler (Michigan, 1991-2003)



John Engler became interim president of Michigan State University on Feb. 5, 2018, following his appointment by the MSU Board of Trustees. He was the 46th governor of the state of Michigan, serving three terms from 1991 to 2003. Before that Engler served 20 years in the Michigan Legislature, including seven years as state Senate majority leader. He was the youngest person ever elected to the Michigan House of Representatives.

Immediately prior to his MSU appointment, he led two of the most influential business associations in the country: the National Association of Manufacturers and Business Roundtable. Engler was president of Business Roundtable, an association of CEOs of the largest United States companies, from 2011 to 2017. From 2004 to 2010, Engler was president and CEO of the National Association of Manufacturers, the largest manufacturing association in the United States. Engler joined Electronic Data Systems Corporation as an executive immediately after leaving state government. He has served on the boards

AMERICAN OVERSIGHT

of several corporations and organizations, currently including Universal Forest Products Inc. and K12 Inc. He chaired the National Governors Association and the State Science & Technology Institute, and was named among *Governing* magazine's 2001 Public Officials of the Year. He is a graduate of MSU with a Bachelor of Science degree in agricultural economics and earned a law degree from the Thomas M. Cooley Law School. He and his wife, Michelle, are parents of triplet daughters Margaret, Hannah and Madeleine. He was born in Mt. Pleasant, Mich., in 1948.

Jane Swift (Massachusetts, 2001-2003)



Former Massachusetts Governor Jane Swift is an accomplished leader in both the public and private sectors and a recognized national voice on education policy and women's leadership. She was born in North Adams, Mass. Swift received a bachelor's degree in American studies from Trinity College in 1987 and holds several honorary degrees for her work. Her career as an elected official began in 1991 at age 25 when she was the youngest woman ever elected to the Massachusetts State Senate. She quickly became the youngest woman in Senate history to hold a leadership position, rising to assistant minority leader. Governor Paul Cellucci appointed Swift as director of the Office of Consumer Affairs and Business Regulation in 1997. Swift was elected lieutenant governor in 1998 and became governor on April 10, 2001, when Cellucci resigned to become the U.S. ambassador to Canada. After her public service career, Swift was a general partner at Arcadia Partners, the leading venture capital firm focused exclusively on the education industry, Swift provided expert advice and guidance to early stage education companies as the founder of WNP Consulting, LLC. From 2003-2006. She was CEO of Middlebury Interactive Languages from 2011 to 2017. Swift currently serves as the executive chair of the board of Ultimate Medical Academy, a nationally accredited nonprofit health care educational institution headquartered in Tampa, Fla. She is a member of the boards of Suburban Propane, a publicly traded propane marketing company, and API, a privately held international study abroad company. Additionally, she serves on the advisory board for the School of Leadership Afghanistan (SOLA), the first girls boarding school in Afghanistan, and is a member of Oxfam's Sisters on the Planet Ambassadors. Swift served for a decade as a distinguished visiting lecturer in leadership studies at Williams College. She continues to speak professionally on women's leadership, education improvement and work-family integration. She and her husband Chuck are the proud parents of three daughters, Elizabeth, Lauren and Sarah.

AMERICAN OVERSIGHT

Govs-Only Joint Lunch on Transition - Former Governors Panel

Saturday, July 21, 12:15 p.m.-1:30 p.m.

12:40pm
[GOVERNOR SANDOVAL]
KICK OFF

I AM PLEASED TO KICK OFF A SPECIAL JOINT LUNCH SESSION FOR GOVERNORS AND CHIEFS OF STAFF.

GIVEN THE NUMBER OF GUBERNATORIAL ELECTIONS AND GOVERNOR SERVING IN THEIR FINAL YEAR, I HAVE ASKED SCOTT TO MODERATE A TALENTED PANEL OF FORMER GOVERNORS WHO WILL SHARE THEIR WORDS OF WISDOM AND PRACTICAL ADVICE ABOUT GOVERNING STRONG DURING THE FINAL YEAR IN OFFICE AND LIFE AFTER BEING GOVERNOR.

DON'T WORRY THERE WILL BE AMPLE TIME FOR QUESTION AND ANSWER AND OPEN DISCUSSION.

AMERICAN OVERSIGHT

SO LET'S GET STARTED. PLEASE JOIN ME IN WELCOMING

FORMERS GOVERNORS:

- **GEORGE ALLEN OF VIRGINIA**
- **JIM EDGAR OF ILLINOIS**
- **JOHN ENGLER OF MICHIGAN**
- **JANE SWIFT OF MASSACHUSETTS**

12:45pm (SCOTT PATTISON) REMARKS

1:15 pm
AUDIENCE QUESTION

1:30pm (SCOTT WILL WRAP UP and CLOSE SESSION)

AMERICAN OVERSIGHT

Plenary VII: The Intersection Between the Arts and Commerce in the States
Saturday, July 21
1:30 to 2:15 p.m.
Convention Center: Sweeney Ballroom C-F

Plenary VII: The Intersection Between the Arts and Commerce in the States

Overview

According to data released in March by the U.S. Bureau of Economic Analysis, the arts collectively contribute $763.6 billion to the U.S. economy and employ 4.9 million workers across the country. Meanwhile, recent research forecasting future employment and skills demands commissioned by Pearson found knowledge areas such as English language, history and philosophy; cognitive skills such as fluency of ideas, originality and oral expression; and creative, digital and design occupations are all expected to experience increased demand as technology continues to transform the global economy.

These recent findings underscore the importance of arts, history and music education not only as necessary elements to provide students a well-rounded and rewarding educational experience, but also to ensure states are well positioned to leverage the economic impact of the rise in creative professions, both now and in the future. Students educated as creative thinkers who can bring artistic perspectives to problem solving and connect in compelling ways to express ideas are becoming essential to state economies now and will be indispensable as agile and adaptable future members of the workforce as the global economy evolves in expected and unexpected ways.

Format

- 1:30 p.m. — Opening Remarks
  - Governor Jay Inslee, Washington, *Chair, Education and Workforce Committee*
  - Governor Dennis Daugaard, South Dakota, *Vice Chair, Education and Workforce Committee*
- 1:35 p.m. — The Impact of Arts on the Economy: New Mexico's Story
  - Governor Susana Martinez, New Mexico
- 1:40 p.m. — Speaker Presentations
  - Sarah Trahern, CEO, Country Music Association
  - Dr. Edward L. Ayers, Tucker-Boatwright Professor of the Humanities and President Emeritus, University of Richmond
- 1:50 p.m. — Governors' Roundtable Discussion
- 2:15 p.m. — Adjourn

Media

This session is open to press.

Takeaway(s)

In this session, governors will hear from prominent artists, historians and their own colleagues to explore the importance of arts and history education to developing vibrant creative economies in their states.

Contacts: Stephen Parker, (202) 624-5369 or sparker@nga.org
Morgan Wilson, (202) 719-2876 or mwilson@nga.org

AMERICAN OVERSIGHT

Presenter Bios

Sarah Trahern



Trahern has more than 30 years of experience in the television business, including 21 years producing or overseeing Country Music programming. Today she is the CEO of the esteemed Country Music Association, which was formed in 1958 as the first trade group to promote a single genre of music. She has served in this position for 3 years.

Her role at CMA is to collaborate with the CMA Board of Directors to expand the mission and strategic objectives of CMA while being mindful of the unique legacy and spirit of the music industry organization. Trahern also serves as President of the CMA Foundation Board, which supports music education programs for deserving children across the U.S.

She began her cable career at C-SPAN in Washington, D.C., covering politics and public affairs and producing the popular series "Booknotes." She moved to Nashville in 1995 to oversee specials and entertainment series for TNN. She joined Great American Country in 2005 with Scripps' ownership of the network. She was promoted to SVP of Programming and in 2010, general manager of the network, where her myriad duties included the strategic direction of the network and oversight of GAC's programming, marketing, creative and digital initiatives.

Trahern is an alum of both Leadership Music and Leadership Nashville.

She is also a graduate of Georgetown University and has an MBA from the Owen Graduate School of Management at Vanderbilt.

Edward L. Ayers



Edward Ayers is Tucker-Boatwright Professor of the Humanities and president emeritus at the University of Richmond. Dr. Ayers has been named National Professor of the Year, received the National Humanities Medal from President Obama at the White House, was a finalist for the National Book Award and the Pulitzer Prize, and won the Bancroft Prize for distinguished writing in American history.

Ayers is one of the cohosts for BackStory, a popular podcast about American history. His newest book, The Thin Light of Freedom: The Civil War and Emancipation in the Heart of America, has received the Lincoln Prize from the Gilder Lehrman Institute and Gettysburg College.

AMERICAN OVERSIGHT

NV-DA-20-0615-A-004237

Jon Meacham



Meacham is the author of *New York Times* bestsellers, *Destiny and Power: The American Odyssey of George Herbert Walker Bush, American Lion: Andrew Jackson in the White House,* and *American Gospel: God, the Founding Fathers, and the Making of a Nation*

A member of the Council on Foreign Relations and of the Society of American Historians, Meacham is a distinguished visiting professor at Vanderbilt University. He is a contributing writer to *The New York Times* Book Review, a contributing editor of *Time*, and has written for *The New York Times* op-ed page, *The Washington Post*, *Vanity Fair*, and *Garden & Gun*. Meacham is also a regular guest on "Morning Joe" and other broadcasts.

Meacham's biography of President Bush was named one of the 10 best books of the year by *The Washington Post* and one of the best books of the year by *The New York Times Book Review, Time*, *National Public Radio* and the *St. Louis Post-Dispatch*. *Destiny and Power* was also honored for excellence in "Politics and Leadership" in 2015 by the Plutarch Committee of BIO, the Biographers International Organization.

Thomas Jefferson: The Art of Power received the 2013 Fraunces Tavern Museum Book Award from the Fraunces Tavern Museum and the Sons of the American Revolution in the State of New York, a prize that "recognizes books of exceptional merit written on the Revolutionary War era." Franklin and Winston was honored with the Colby Award of the William E. Colby Military Writers' Symposium at Norwich University. Meacham was also honored with the 2015 Nashville Public Library Literary Award; other winners include John Lewis, Robert K. Massie, Margaret Atwood, John McPhee, Billy Collins, Doris Kearns Goodwin, John Irving, Ann Patchett, John Updike, David McCullough and David Halberstam.

A former executive editor at Random House, he published the letters of Arthur Schlesinger Jr., and books by, among others, Al Gore, John Danforth, Clara Bingham, Mary Soames and Charles Peters. After serving as managing editor of *Newsweek* for eight years, Meacham was the editor of the magazine from 2006 to 2010. He is a former editor of *The Washington Monthly* and began his career *at The Chattanooga Times*.

Born in Chattanooga in 1969, Meacham was educated at St. Nicholas School, The McCallie School, and graduated from The University of the South in Sewanee, Tennessee, with a degree summa cum laude in English Literature; he was salutatorian and elected to Phi Beta Kappa.

A trustee of the Thomas Jefferson Foundation, the Smithsonian's National Museum of American History, The McCallie School and The Harpeth Hall School, Meacham chairs the National Advisory Council of the John C. Danforth Center on Religion and Politics at Washington University. He has served on the vestries of St. Thomas Church Fifth Avenue and of Trinity Church Wall Street as well as the Board of Regents of The University of the South. The Anti-Defamation League awarded Meacham its Hubert H. Humphrey First Amendment Prize. In 2013 the Historical Society of Pennsylvania presented him with its Founder's Award; in 2016 he was honored with the Sandra Day O'Connor Institute's Spirit of Democracy Award. Meacham also received an honorary Doctor of Humane Letters degree from the Berkeley Divinity School at Yale University in 2005 and holds honorary doctorates from Middlebury College, Wake Forest University, the University of Tennessee, Dickinson College, Sewanee and several other institutions.

AMERICAN OVERSIGHT

Plenary VIII: Robots, Education and Workforce: Transformers and Transformation
Saturday, July 21
2:25 to 2:55 p.m.
Convention Center: Sweeney Ballroom C-F

Plenary VIII: Robots, Education and Workforce: Transformers and Transformation

Overview

Innovations like automation and the rise of the gig economy have transformed both the workplace and the workforce in ways that were unprecedented even five to ten years ago. As the economy of the future continues to evolve, governors must anticipate changes and trends on a global, national, regional and local level to ensure their state's workforce and state economy are prepared to meet coming transitions. Navigating those transitions will require both transformation and coordination of state education and workforce development systems to ensure the success of workers and sustainable economic growth amid a background of constant change.

To assist governors in anticipating economic trends and exploring creative solutions to capitalize on them, economic development experts will join governors for a conversation on regional economic trends, future innovations to anticipate, and how state education and workforce systems can be retooled to align with the in-demand skills of the future.

Format

- 2:25 p.m. — Opening Remarks
  - Governor Jay Inslee, Washington, *Chair, Education and Workforce Committee*
  - Governor Dennis Daugaard, South Dakota, *Vice Chair, Education and Workforce Committee*
- 2:35 p.m. — Speaker Presentations
  - Rich Davey, Associate Director, Boston Consulting Group
  - Alan B. Krueger, Bendheim Professor of Economics and Public Affairs, Princeton University
- 2:45 p.m. — Governors' Roundtable Discussion
- 2:55 p.m. — Adjourn

Media

This session is open to press.

Takeaway(s)

This session will explore regional economic trends, innovations and how governors can equip state education and workforce systems to respond.

Contacts: Stephen Parker, (202) 624-5369 or sparker@nga.org
Morgan Wilson, (202) 719-2876 or mwilson@nga.org

AMERICAN OVERSIGHT

Presenter Bios

Alan B. Krueger



Alan Krueger has published widely on the economics of education, unemployment, labor demand, income distribution, social insurance, labor market regulation, terrorism, and environmental economics. Since 1987 he has held a joint appointment in the Economics Department and Woodrow Wilson School at Princeton University. He is the founding Director of the Princeton University Survey Research Center. He is the author of What Makes A Terrorist: Economics and the Roots of Terrorism and Education Matters: A Selection of Essays on Education, co-author of Myth and Measurement: The New Economics of the Minimum Wage, and co-author of Inequality in America: What Role for Human Capital Policies?

Professor Krueger served as chairman of President Barack Obama's Council of Economic Advisers and a member of the Cabinet from 2011 to 2013. He also served as assistant secretary for Economic Policy and chief economist of the U.S. Department of the Treasury in 2009 to 2010 and as chief economist at the U.S. Department of Labor in 1994 to 1995.

He was vice president of the American Economic Association in 2017, and has been a member of the Executive Committee of the American Economic Association (2005-2007) and International Economic Association. Since February 2017, he has been a member of the board of directors of BNP Paribas USA. He has been a member of the board of directors of the Russell Sage Foundation, MacArthur Foundation and the American Institutes for Research, as well as a member of the editorial board of Science (2001-2009), editor of the Journal of Economic Perspectives (1996-2002) and co-editor of the Journal of the European Economic Association (2003-2005).

He was named a Sloan Fellow in Economics in 1992 and an NBER Olin Fellow in 1989 to 1990. He was elected a Fellow of the Econometric Society in 1996, and a fellow of the Society of Labor Economists in 2005. He was awarded the Kershaw Prize by the Association for Public Policy and Management in 1997 (for distinguished contributions to public policy analysis by someone under the age of 40) and the Mahalanobis Memorial Medal by the Indian Econometric Society in 2001. In 2002, Professor Krueger was elected a Fellow of the American Academy of Arts & Sciences, and in 2003 he was elected a Fellow of the American Academy of Political and Social Science. He was awarded the IZA Prize in Labor Economics with David Card in 2006. He was awarded the Moynihan Prize by the American Academy of Political and Social Science in 2017.

From 2000 to 2009 he was a regular contributor to the "Economic Scene" column and Economix blog in the New York Times.

He received a B.S. degree (with honors) from Cornell University's School of Industrial & Labor Relations in 1983, an A.M. in economics from Harvard University in 1985 and a Ph.D. in economics from Harvard University in 1987.

AMERICAN OVERSIGHT

Richard Davey



Richard Davey joined The Boston Consulting Group's Washington, D.C., office in March 2017 working with the Public Sector and Industrial Goods practice areas. Prior to joining BCG, Davey had an over 15 years of C-suite transportation experience in high profile, publicly accountable organizations in state government and the private sector.

Davey served as the secretary and CEO of the Massachusetts Department of Transportation ("MassDOT") from 2011 until 2014. He had direct operational responsibility for and oversight of the state's highways, bridges and tunnels (including the "Big Dig"), the freight and passenger rail program, 15 regional transit agencies including the MBTA and the state's Registry of Motor Vehicles. During his tenure as secretary, Rich also served as chairman of the Massachusetts Port Authority ("Massport") Board of Directors, responsible for the Logan Airport and the Port of Boston, among other holdings.

Prior to serving as secretary, Davey served as the general manager of the Massachusetts Bay Transportation Authority ("MBTA") the fifth-largest public transit system in the United States. Davey was able to effectively manage the MBTA during time of fiscal challenges by achieving a balanced budget and the highest ridership since 1946.

Prior to serving in state government, Davey worked for seven years in various capacities at the Massachusetts Bay Commuter Railroad ("MBCR"), the private contractor that operated and maintained the MBTA's commuter rail system, ultimately served as MBCR's general manager and chief executive from 2008 until 2010.

Rich holds a JD, summa cum laude, from Gonzaga University School of Law and a B.A. in political science from the College of the Holy Cross.

AMERICAN OVERSIGHT

Relevant Readings on this Topic

- North America is unprepared for the jobs of tomorrow: http://thehill.com/opinion/finance/391163-north-america-is-unprepared-for-the-jobs-of-tomorrow
  - Coincidentally, the "solutions" recommended in this article have been deeply integrated in Nevada.
- The parts of America most susceptible to automation:https://www.theatlantic.com/business/archive/2017/05/the-parts-of-america-most-susceptible-to-automation/525168/
  - This article and the research cited is widespread
- 4 tips to prep students for careers that won't be automated: https://edtechmagazine.com/k12/article/2017/09/4-tips-prep-students-careers-wont-be-automated
  - Similar to the first article, Nevada under the Gov's leadership has made meaningful progress on some of these recommended solutions
- Need a job? Why artificial intelligence will help human workers, not hurt them: http://www.newsweek.com/2018/01/26/artificial-intelligence-create-human-jobs-783730.html
  - This article is a good balance to the doom and gloom

Relevant Data & information

- 47% of total US employment could be automated in the next decade or two (Frey and Osborne 2017)
- Probability based on job's 1) perception and manipulation; 2) creativity; and 3) social intelligence
- Las Vegas is the most vulnerable large city to job automation – 65% of jobs could be automated in the next 20 years given employment concentrated in office and administrative support and food preparation and serving and sales
- Education is a key driver
- There is not a universal consensus on the job losses and gains in the next 10-20 years. It depends on the study. Some research points to the fact that more jobs will be created so it's not just about job loss to tech, but about retraining for new in-demand skills.

Relevant Policies and Solutions in Nevada

- SB516 – created an office of workforce innovation for the purpose of increasing coordination between K-12, higher ed, the workforce system and business and industry; also focus on expanding and aligning apprenticeships with economic development and the new Nevada industries; increasing industry-recognized credentials aligned to economic development; and leveraging robust data (attaching a PowerPoint as well)
- GOED – has partnered with key agencies such as OWINN to scale their LEAP framework statewide. LEAP stands for Learn and Earn Advanced Career Pathways and is focused on skills students need for the future. The LEAP process puts employers at the center of articulating the skills they need to be successful.

AMERICAN OVERSIGHT

LEAP framework has been developed in advanced manufacturing, life sciences, and information and communications technology.
    - This is particularly leveraged within CTE
    - https://www.rgj.com/story/sponsor-story/wcsd-cte-join/2017/10/23/wcsd-leap-into-career-success/106934572/
- Las Vegas named Talent Hub by Lumina Foundation to ensure increased post-secondary credential attainment amongst underserved population. I included the hyperlink.
- SB19 – Bill introduced by Gov to expand dual enrollment which is crucial to the workforce system
- SB 66 – Work-Based Learning – Supported by Gov, introduced by NDE and OWINN to expand work-based learning which is crucial to prepare young adults for the jobs of tomorrow by ensuring they have hands on relevant experience.

AMERICAN OVERSIGHT

PRESS RELEASE

FOR IMMEDIATE RELEASE

Wed., May 30, 2018 Contact: Laurie Mann, 702-563-7813

Lumina Foundation Designates Las Vegas as Talent Hub

Las Vegas granted $275,000 to support local efforts to increase education beyond high school

LAS VEGAS–Lumina Foundation, in partnership with the Kresge Foundation, has announced the designation of Las Vegas and six other communities across the country as Talent Hubs. These cities, along with 17 others selected in 2017, earned this designation by meeting rigorous standards for creating environments that attract, retain, and cultivate talent. Talent Hub cities are focused on raising the nation's overall post-high school attainment level to 60 percent of working-age adults by 2025 and committed to eliminating deep disparities in educational outcomes among African-Americans, Hispanics, and American Indians, who fare poorly in contrast with white and Asian students.

"Together, we have an opportunity to solve part of a very complex problem in our community - a skilled workforce needed to meet employer demands and help families move out of poverty into sustainability. With the Las Vegas area's demand for a properly educated and skilled workforce, which is among the highest in the nation, and the incredibly low supply available in our community to meet that need, it's critical that we work with our community partners to solve this complex issue," said Scott Emerson, United Way of Southern Nevada President and CEO. "Those in our neighborhoods deserve a fighting chance to make a better life. By combining our efforts, we will close the achievement gap among underrepresented student populations, collaborate to address the challenges of the workforce education needs of Nevada, and co-develop new and innovative solutions to the critical issues facing the Las Vegas area."

Nevada ranks third in the U.S. for job growth, while ranking 49th in educational attainment and last in college readiness. Focusing on the growing disparities in enrollment and completion rates, the Las Vegas area Talent Hub, comprised of partners College of Southern Nevada (CSN); Nevada System of Higher Education (NSHE), Workforce Development; Governor's Office of Workforce Innovation for a New Nevada (OWINN) and United Way of Southern Nevada, will collaborate to increase the credentials of African American, Hispanic and low income learners.

AMERICAN OVERSIGHT

“We are thrilled to have this new opportunity to increase college credential attainment in Nevada,” said College of Southern Nevada Acting President Margo Martin. “CSN’s faculty and staff look forward to partnering with the United Way of Southern Nevada, OWINN and the Nevada System of Higher Education’s leadership through the new Talent Hub designation. Together, we will use proven strategies to increase student success, helping even more students cross the graduation finish line and ultimately land jobs that support Nevada’s diversifying workforce.”

"Nevada’s economic success is dependent on increased participation in post-secondary education and closing the achievement gap among underserved populations. This grant will help CSN achieve its student success goals and increase Nevada’s highly-skilled workforce,” said Nevada System of Higher Education Chancellor Thom Reilly.

“We are proud to be engaged in this collaborative effort with committed partners to showcase and to keep building a dynamic workforce. This opportunity as a Talent Hub aligns with Governor Sandoval’s vision of a new Nevada in which all Nevadans are on a career pathway with the postsecondary credentials needed to engage and succeed in today’s thriving labor-market,” said Manny Lamarre, Executive Director, OWINN.

“We have added to the growing roster of top-flight cities committed to meeting the demands for an educated workforce,” said Jamie Merisotis, president and CEO of Lumina Foundation. “The Talent Hub designation serves both as an aspirational target for other cities and a foundation from which cities designated as Talent Hubs can build.”

Each community designated as a Talent Hub receives $275,000 in grant funding over 31 months. Grant funding will support local efforts to educate more people, allowing community and education leaders to better meet the specific needs of residents. Lumina will provide these funds in partnership with Kresge.

Integrating proven educational strategies of intensive student onboarding, academic maps, proactive academic and career advising, and instructional support and co-curricular activities, the partnership will also scale up practices of work-based learning, including the growing Registered Apprenticeship Program and industry/work-based credentials programs. Both strategies root success in intensive, proactive, and integrated student support/case management, which is particularly important for equity populations.

To date, Talent Hub investments by Lumina and Kresge total just over $10 million.

Kresge’s support of Talent Hubs comes from its national education program, which includes a focus on aligning and strengthening urban higher education ecosystems to help more low-income, underrepresented, and students of color gain access to—and succeed in—higher education.

AMERICAN OVERSIGHT

Talent Hubs are one outgrowth of Lumina's Community Partnerships for Attainment, which represented more than $10 million of grants to 75 cities across the country. This partnership, which began in 2013, continues to work directly with communities to expand educational opportunities beyond high school.

"With our partners at Kresge, Lumina's Talent Hubs designation aims to deepen the impact of cross-sector, place-based efforts to increase higher education attainment in communities and cities across the country," said Danette Howard, Lumina's senior vice president and chief strategy officer. "Talent Hubs work closely with Lumina and national thought leaders to develop a customized action plan tailored to the needs of their specific communities, with a focus on increasing the percentage of post-high school credentials residents have earned. This effort is directly connected to Lumina's mission of helping the nation ensure that 60 percent of working-age Americans have quality credentials by 2025."

The seven new communities designated as Talent Hubs are: Corpus Christi, Texas; Detroit; Elkhart County, Ind.; Las Vegas; Mobile, Ala.; Rio Grande Valley, Texas; and St. Louis.

They join 17 other Talent Hubs: Albuquerque, N.M.; Austin, Texas; Boston; Cincinnati; Columbus, Ind.; Dayton, Ohio; Denver; Fresno, Calif..; Los Angeles; Louisville, Ky.; Nashville, Tenn.; New York; Philadelphia; Racine, Wis.; Richmond, Va.; Shasta County, Calif.; and Tulsa, Okla.

About Lumina Foundation Lumina Foundation is an independent, private foundation in Indianapolis that is committed to making opportunities for learning beyond high school available to all. Lumina envisions a system that is easy to navigate, delivers fair results, and meets the nation's need for talent through a broad range of credentials. The Foundation's goal is to prepare people for informed citizenship and for success in a global economy.

The **Kresge Foundation** was founded in 1924 to promote human progress. Today, Kresge fulfills that mission by building and strengthening pathways to opportunity for low-income people in American cities, seeking to dismantle structural and systemic barriers to equality and justice. Using a full array of grant, loan, and other investment tools, Kresge invests more than $160 million annually to foster economic and social change. For more information visit Kresge.org.

About United Way of Southern Nevada
United Way of Southern Nevada unites our community to improve people's lives. We bring donors, volunteers, nonprofits, and businesses together to help children enter school ready to learn, help high school students reach graduation day, and support individuals working to earn a degree or certification, all while creating stability for their

AMERICAN OVERSIGHT

families. Together, we step into the ring and invite others to stand with us as a united front against social injustices and forces keeping our community's most vulnerable residents from a good life. We are bold and innovative to solve our toughest problems. Together, we fight for the future of our community – and we will win. Join us at uwsn.org.

About CSN
Founded in 1971, the College of Southern Nevada is the state's largest and most ethnically diverse higher education institution. CSN is accredited through the Northwest Commission on Colleges and Universities and specializes in two-year degrees and workforce development that lead directly to high-demand careers or transfer to a university. It also offers five bachelor's degrees in specialized fields and is the state's largest provider of adult basic education and literacy training. CSN is a Minority Serving Institution and Nevada's first Hispanic Serving Institution. CSN's students create flexible schedules with day, evening and weekend classes taught on three main campuses and multiple locations throughout Southern Nevada or online. CSN — your future starts here. CSN is an Equal Employment Opportunity/Affirmative Action institution. For more, visit www.csn.edu.

About Nevada System of Higher Education
The Nevada System of Higher Education, comprised of two doctoral-granting universities, a state college, four comprehensive community colleges and one environmental research institute, serves the educational and job training needs of Nevada. NSHE provides educational opportunities to more than 100,000 students and is governed by the Nevada Board of Regents.

About OWINN
The Governor's Office of Workforce Innovation (OWINN) helps drive a skilled, diverse, and aligned workforce in the state of Nevada by promoting collaboration and cooperation among key public and private entities focused on workforce development. OWINN works to address Nevada's workforce needs by leveraging labor-market data, scaling career pathways that leads to industry-recognized credentials, expanding apprenticeships and work-based learning, and designing responsive workforce policies.

# # #

Media Contact:

Laurie Mann
702-563-7813
LaurieM@uwsn.org

AMERICAN OVERSIGHT

THE HILL

North America is unprepared f jobs of tomorrow

BY EARL ANTHONY WAYNE, OPINION CONTRIBUTOR — 06/07/18 04:30 PM EDT
THE VIEWS EXPRESSED BY CONTRIBUTORS ARE THEIR OWN AND NOT THE VIEW OF THE HILL

57 SHARES SHARE TWEET PLUS

Just In...

Dwayne Johnson waves off 2020 White House run
IN THE KNOW — 9M 41S AGO

Congress is 'hamstringing' gun control efforts, says Generation Progress executive director
RISING — 18M 36S AGO

Election Countdown: Latest on the 2018 Senate money race | Red-state Dems feeling the heat over Kavanaugh | Dem doubts about Warren | Ocasio-Cortez to visit Capitol Hill | Why Puerto

Cities will bear the brunt of floods, heat waves and blackouts caused by climate change
OPINION — 22M 27S AGO

FBI agent set for public House grilling
HOUSE — 22M 50S AGO

Dem pollster: Clinton showed that being against Trump is not enough to win
WHAT AMERICA'S THINKING — 29M 14S AGO

Dem pollster: Kavanaugh is 'one more thing' to galvanize the base
WHAT AMERICA'S THINKING — 29M 58S AGO



© Getty Images

As the news focuses on stalled trade negotiations in North America, Canada, Mexico and the United States have shocking skills gaps that are already hampering economic performance and competitiveness.

North America's labor markets face massive technological disruptions, which should point all three countries toward preparing the jobs that will serve the continent well in the future.

In the U.S., for example, up to 1.4 million workers may lose their jobs by 2026 because of new technologies. Sadly, none of the three economies are ready for the challenges of further automation.

Manpower's most recent skills survey found employers struggling to fill vacancies: 46 percent in the U.S., 40 percent in Mexico and 34 percent in Canada. Inadequate experience and lack of hard and soft skills are the most-cited reasons for not finding the right candidates.

Even low-skilled, entry-level positions are now requiring digital skills, and the United States is experiencing a severe worker shortage.

The three governments should create a trilateral task force on workforce development, with public-private, federal-sub-federal working groups, to develop proposals and strategies to meet emerging skills and jobs needs.

AMERICAN OVERSIGHT

DOJ unveils proposal giving feds more power to limit opioid production
HEALTHCARE — 33M 5S AGO

VIEW ALL

View Latest Opinions >>

Leaders recognize the need to invest better in training workers, but they are still searching for effective approaches.

In January, at the Davos World Economic Forum, President Trump signaled the need to invest when he said, "... to be successful, it is not enough to invest in our economy. We must invest in our people." In June 2017, he launched an initiative to support apprenticeships via public-private partnerships.

The Canadian government appropriated significant new funds in its 2018 budget for workforce development, prioritizing multi-stakeholder collaboration.

The government of Mexico is working with private companies to implement the Modelo Mexicano de Formación Dual (Mexican Dual System of Vocational Education), which combines academic training with work-based learning.

At the state, provincial and local levels, there are many successful, innovative workforce development initiatives in all three countries.

North America, however, lacks an overarching means to share best practices, to scale up programs that work, to adopt common definitions and to share data that can help businesses, workers, schools and students choose good paths to the future economy. A trilateral task force on workforce development would help fill that gap.

A new North America Workforce Agenda should focus on four clusters of issues:

1. Apprenticeships and other work-based learning. Many jobs do not require a four-year college degree. Work-based learning for those coming into the workforce and for workers adapting to new skill needs is vital, but much work remains to define and implement good models.

Shared agreement on what an apprenticeship program entails and on quality standards would be very useful. The working groups can suggest mechanisms to identify and promote best practices and public-private partnerships.

The groups can devise strategies to increase public awareness of the benefits of work-based learning, to eliminate stigmas of vocational education and to encourage more businesses, students and workers to participate.

2. Certifications. Professional credentials can reduce hiring costs and encourage higher wages. When employers do not recognize credentials, workers, job seekers and businesses suffer. The working groups can promote agreed criteria for recognizing credentials and for making them more portable to help alleviate skills shortages and facilitate worker placements.

They can promote common terminology about credentials and a shared understanding of competencies needed. They can develop guidelines to assess informal learning and professional experience in order to help job seekers and businesses.

3. Data collection and transparency. At all educational levels, students struggle to make career decisions and educators struggle to provide advice due to poor information on labor market trends. Businesses are looking for good data to better recruit.

Related News by


Juan Williams: American democracy in peril


Press: Democrats must hang tough on high...


Pavlich: The left's tiring hysteria on Kavanaugh



Never Trumpers don't represent the...

AMERICAN OVERSIGHT

Collecting the right data on skills and workforce trends and making it available in real time is vital. The working groups can promote norms for collection and sharing labor market data transparently.

They can support building platforms and data tools openly available to all, allowing space for public and private sector initiatives (such as LinkedIn is pursuing).

4. Best practices for "the Fourth Industrial Revolution." All three North American countries are rapidly incorporating technology into daily routines. The pace of transformation will only increase.

Public authorities, businesses and educators need to develop agile approaches that provide students, workers and managers with skills to use new technology effectively.

The North American working groups could propose ways to incentivize companies to invest in re-skilling and "up-skilling" workers, to provide mid-career learning and to develop short-term training programs.

They could recommend strategies to encourage collaboration between companies, educational institutions, unions and others to better align curricula with labor market needs and evolving technologies.

The pace and scope of change means that workforce development will require continued adaptation across North America. For success, this effort must bring together governments, educational institutions, the private sector, unions, NGOs, intermediaries and others.

North America's workers and businesses will benefit greatly if we can build a forward-looking workforce dialogue to promote the competitiveness of all three economies.

Earl Anthony Wayne is a public policy fellow at the Wilson Center and a former U.S. Ambassador to Mexico and assistant secretary of state for economic and business affairs, among other positions.

Raquel Chuayffet, a research assistant at the Woodrow Wilson Center's Mexico Institute, contributed to this piece.

TAGS DONALD TRUMP EDUCATION ECONOMY WORKFORCE HUMAN BEHAVIOR ECONOMIC DEVELOPMENT HUMAN RESOURCE MANAGEMENT WORKFORCE DEVELOPMENT VOCATIONAL EDUCATION INFORMAL LEARNING APPRENTICESHIP

SHARE TWEET PLUS ONE

THE HILL

Rosenstein asks federal prosec for help in review of Kavanaugl documents: report

BY JUSTIN WISE - 07/11/18 03:58 PM EDT

59 SHARES

Just In...

AMERICAN OVERSIGHT

NEXT ECONOMY

The Parts of America Most Susceptible to Automation

No, they're not in the Rust Belt.

ALANA SEMUELS MAY 3, 2017



ISAAC BREKKEN / AP

Economists expect that millions of American jobs are going to be replaced by automation in the coming decades. But where will those job losses take place? Which areas will be hardest hit?

Much of the focus regarding automation has been on the Rust Belt. There, many workers have been replaced by machines, and the number of factory jobs has slipped as more production is offshored. While a lot of the rhetoric about job loss in the Rust Belt has centered on such outsourcing, one study from Ball State University found that only 13 percent of manufacturing job losses are attributable to trade, and the rest to automation.

A new analysis suggests that the places that are going to be hardest-hit by automation in the coming decades are in fact outside of the Rust Belt. It predicts that areas with high concentrations of jobs in food preparation, office or

AMERICAN OVERSIGHT

administrative support, and/or sales will be most affected—places such as Las Vegas and the Riverside-San Bernardino area may be the most vulnerable to automation in upcoming years, with 65 percent of jobs in Las Vegas and 63 percent of jobs in Riverside predicted to be automatable by 2025. Other areas especially vulnerable to automation are El Paso, Orlando, and Louisville.

Still, the authors estimate that almost all large American metropolitan areas may lose more than 55 percent of their current jobs because of automation in the next two decades. "We felt it was really stunning, since we are underestimating the probability of automation," said Johannes Moenius, the director of the Institute for Spatial Economic Analysis at the University of Redlands, which prepared the report.

Which Regional Economies Are Most Susceptible to Automation?

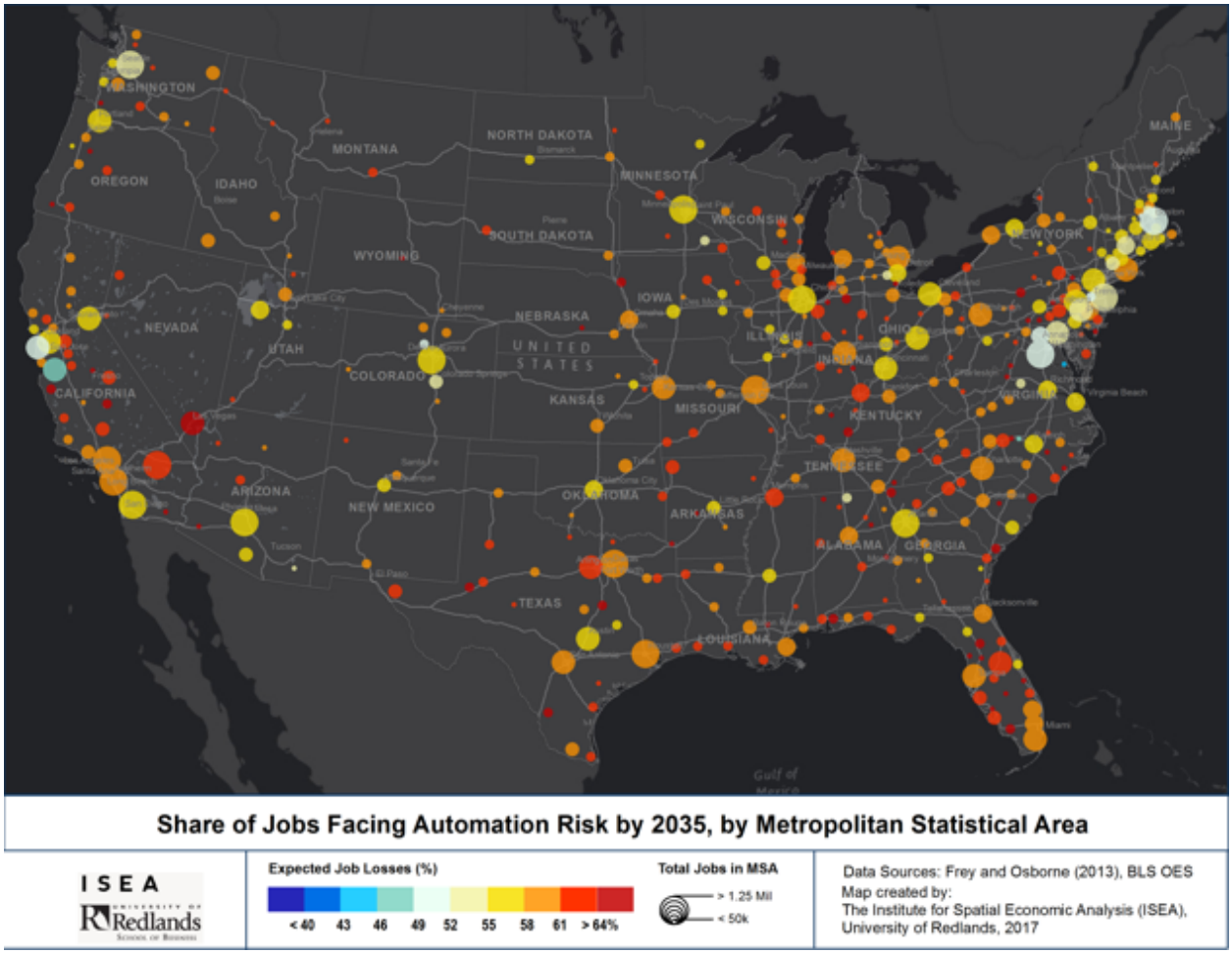

AMERICAN OVERSIGHT

Moenius and colleagues used a widely cited 2013 study from Oxford University predicting which of roughly 700 common jobs are most susceptible to automation, and then mapped out which metropolitan areas have a high share of those jobs. That study, by the economists Carl Benedikt Frey and Michael A. Osborne, suggested that 47 percent of total U.S. employment is at risk of automation over the next decade or two; they found that telemarketers, insurance underwriters and appraisers, tax preparers, and cashiers were some of the most likely to see their jobs threatened by automation, while the livelihoods of mental-health and substance-abuse social workers, oral surgeons, choreographers, and physicians were more protected.

Frey and Osborne's estimates cover about 138 million Americans' jobs. Moenius and his colleagues found that Las Vegas, Riverside, and El Paso all had high numbers of office and administrative-support jobs, food-preparation and -serving jobs, and sales jobs, and thus had the most vulnerability to automation. Moenius estimates that 65.2 percent of jobs in Las Vegas, 63.9 percent in El Paso, and 62.6 percent of jobs in Riverside are susceptible to automation in the next two decades. The automation of transportation and material-moving jobs also contributed to the potential job loss in these places, as well as in Greensboro, North Carolina, where 62.5 percent of jobs are susceptible to automation.

The jobs that the Redlands analysis places new focus on are slightly different from the types of jobs academics once thought would be easily automatable. That's because before the Frey and Osborne study, scholars had predicted that routine jobs were the most likely to be automated, but Frey and Osborne suggested that advances in computerization have made it likely that non-routine jobs will be automated, too. The power of machine learning means that programmers with large data sets can use them to make machines smarter, allowing them to do non-routine tasks; for example, oncologists are using data from medical journals and patient records to automatically create treatment plans for cancer patients. "It is largely already technologically possible to automate almost any task, provided that sufficient amounts of data are gathered for pattern recognition," the authors write.

Of course, the Rust Belt will not be immune to automation in coming decades. Metropolitan areas like Detroit, Indianapolis, Cleveland, and Pittsburgh could still see more than half of their jobs computerized, the study suggests. But because so many manufacturing jobs centered in the Midwest have already been automated,

AMERICAN OVERSIGHT

those regions are not at the top of the list of the places that currently stand to lose the highest share of jobs. Instead, the brunt of the next automation wave will come in cities with a different type of low-skill job.

What's particularly striking about the new Redlands report is that the regions that are susceptible to automation are those that already have a high share of low-wage jobs. Previously, automation had hurt middle-class jobs such as those in manufacturing. Now, it's coming for the lower-income jobs. When those jobs disappear, an entire group of less-educated workers who already weren't making very much money will be out of work. Moenius worries about the possibility of entire regions in which low earners are competing for increasingly scarce jobs. "I wasn't in L.A. when the riots happened, but are we worried about this from a social perspective?" he said. "Not for tomorrow, but for 10 years from now? It's quite frankly frightening."

There were, however, a few regions of the country where jobs were not as likely to be automated. They included Silicon Valley, North Carolina's Research Triangle and the Boston area, where a high share of the jobs require more creative and social intelligence, and are thus more difficult to automate.

These areas are currently relatively prosperous, and the Redlands analysis also suggests that America's growing regional divergence will only continue to worsen. As the Berkeley economist Enrico Moretti wrote in his 2012 book *The New Geography of Jobs*, high-tech job centers like Silicon Valley are attracting more and more educated and talented people, and are pulling away from the rest of the country. This has implications not only for employment, he wrote, but also for socioeconomic outcomes such as health, family stability, and crime. He put it this way:

"A handful of cities with the 'right' industries and a solid base of human capital keep attracting good employers and offering high wages, while at the other extreme, cities with the 'wrong' industries and a limited human capital base, are stuck with dead-end jobs and average wages."

The work by Moenius and his colleagues suggests that this divergence will only continue. While a handful of cities with good jobs and highly educated workers will continue to thrive, other areas are going to see more and more jobs disappear as automated technologies become ever better. This may have much wider

AMERICAN OVERSIGHT

implications, politically and socially. People in America's struggling regions feel left behind economically, as the 2016 election indicated. But the anger that motivated many voters in November may pale in comparison to what comes next, if some regions see two-thirds of their jobs disappear while other areas continue to thrive.

We want to hear what you think. Submit a letter to the editor or write to letters@theatlantic.com.

MARK THE NEWS AS READ

Get a roundup of the most important and intriguing stories from around the world, delivered to your inbox every weekday.

Enter your email

Sign Up

THE VALUE OF GOOD JOURNALISM

Subscribe and support our coverage of the ideas that matter – with up to 78% savings.

SUBSCRIBE >

ABOUT

CONTACT

PODCASTS

SUBSCRIPTION

AMERICAN OVERSIGHT



MANAGEMENT

4 Tips to Prep Students for Careers That Won't Be Automated

To be future-ready, students will need the right certifications, soft skills and real-world work experiences.



by Meghan Bogardus Cortez

Meghan is an associate editor with *EdTech*. She enjoys coffee, cats and science fiction TV.

Today's educators can ensure that students will be ready for a tech-filled college experience and eventual career, but how do they **avoid preparing students for a job that will be taken over by a robot** in the future?

Latest Articles



3 Keys to Transform Instruction with Chromebooks



Modern Classrooms Energize Students and Teachers



High Schools Prep Students to Fill Cybersecurity Skills Shortage



How Modern Learning Environments Support Numerous Pedagogies



CLASSROOM

AMERICAN OVERSIGHT

NV-DA-20-0615-A-004256

automated in the coming years. The research reveals that nearly half of U.S. jobs are at risk of automation, with low-income jobs like cashier, waiter and personal care aide at the highest risk.

As schools look to get students future-ready, here are four tips to help them **navigate increasingly automated career fields**.

1. Leverage Data to Prep Students for College Success

Bloomberg's research indicates that earning a college degree is a big step to securing a job less likely to be at risk for automation. To help students succeed on the way to college, K–12 schools are establishing a data infrastructure to predict risks and intervene before students fail.

After learning that its graduates were struggling to finish college, New York City public high schools began using data on past students to **identify and remediate the mismatch between their curriculum and college work**.

2. Consider Tech Credentialing Alternatives to College

However, a college degree can't always insulate workers from automation. In its analysis of the research, *Education Week* reports that accountants, auditors, loan officers and paralegals — all jobs that require a degree — are also at high-risk for automation.

Research has even found that the **payoff for a college graduate from a low-income background is less than a student from an upper-middle-class background**.

Some schools are working to give students alternatives to choosing a career path that requires a college degree and one that doesn't. Warren County High School in Tennessee introduced a technical education field called mechatronics, which combines electronics and engineering and is used in the automation of many manufacturing systems.

"With only a high school diploma and an entry-level mechatronics certification, teenagers can earn more than $45,000 a year here in rural Tennessee," reports *Education Week*.

Across the state, **school districts are revamping their technical education programs to reflect industry needs** and help students be

Urges Educators to Drop the Standardized Approach



CLASSROOM

7 Tips for Redesigning Your Learning Space

ADVERTISEMENT

Trending Now



3 Ways To Achieve A Successful

AMERICAN OVERSIGHT

NV-DA-20-0615-A-004257

While technological experience is an important part of teaching students to be future-ready, tech industry employees indicate that certain "soft skills" are very important to career success.

"I think the one thing to keep in mind is that it's impossible to say what technical skills people are going to need in 10 or 20 years," says Twitter software engineer Ryan Greenberg in an EdSurge podcast. "I think that necessary job skills actually have to be a little bit higher level than specific technology."

Greenberg and other tech industry employees say that **clear written and spoken communication skills, as well as problem-solving abilities and critical thinking are integral to success**.

These kinds of skills are also less likely to be automated and mimicked by computers.

4. Foster Real-World Partnerships

Like the technical education programs in Tennessee, other schools have embraced the technology used by industries in their communities and created partnerships with local businesses and employers.

For example, a Detroit-area school has rolled out virtual reality tools so that students can study automotive prototypes and learn to engineer them.

In Massachusetts, Atlantis Charter School has forged a partnership with local businesses and the Massachusetts Institute of Technology to **introduce its students to the engineering design process they'll need in college and future career paths**.

"If we can produce kids that are going to great colleges to do great work and are prepared to enter high-tech jobs or the jobs of the future that are in this area, there's sort of this idea that we're contributing to a rising tide that lifts all boats," says Atlantis' executive director, Robert Beatty, in an *EdTech* article.

MICROOLGA/GETTY IMAGES


ISTE 2018: New Standards For Leaders Focus On Equity, Digital Citizenship



ISTE 2018: Excite Students And Save Money With Tech Repair Programs


Modern Classrooms Energize Students And Teachers

Get More Insights Delivered Right to Your Inbox.
Sign Up Now >>

AMERICAN OVERSIGHT

Story from Signatures & CTE EDUCATION FOR THE FUTURE

LEAP into Career Success

Washoe County School District Published 12:41 p.m. PT Oct. 23, 2017 | **Updated 4:58 p.m. PT Oct. 23, 2017**



(Photo: From WCSD)

For several years, there have been predictions that “thousands of jobs are coming to our region.” Today, those predictions seem to have come true as advertisements for hiring fairs and job openings for “qualified employees” appear on social media, billboards and local airwaves.

But for those who want to enter the job market of this New Nevada economy, what does “qualified” mean?

Nevada employers, like the rest of the nation, are looking for workers with more advanced skills. Graduating from high school often isn’t enough to be competitive in today’s job market. To maintain a competitive edge in the global economy, companies and businesses are looking for employees with “middle skills,” defined as more than a high school diploma and less than a university degree that includes technical knowledge and skill, as well as certification.

Some job seekers will find that even though they may possess the knowledge and skill necessary for today’s in-demand jobs, it’s difficult to prove to potential employers without having some sort of standardized credentials, two- or four-year degree.

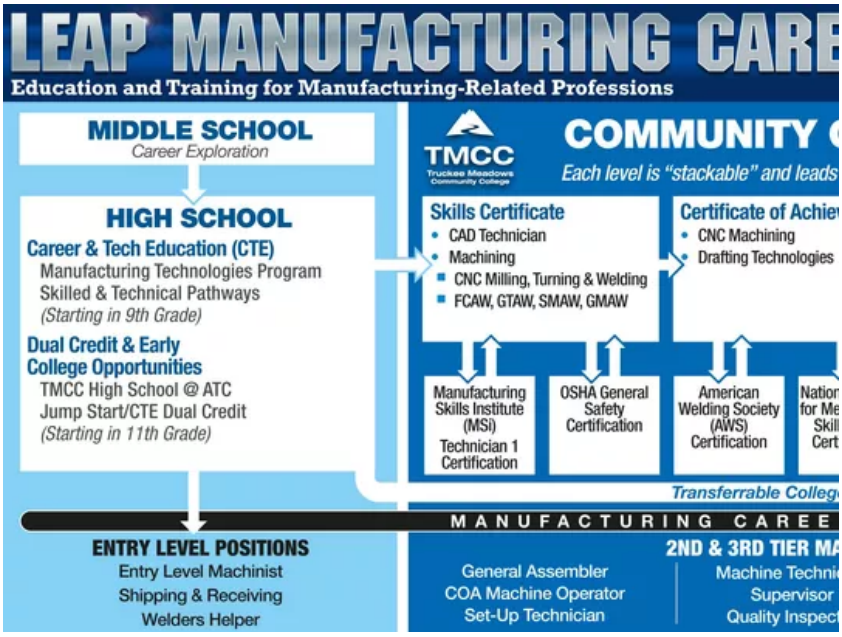

Photo from WCSD (Photo: From WCSD)

A LEAP Toward Becoming ‘Qualified’

LEAP, or Learn and Earn Advanced Career Pathway, is a framework that helps students and job seekers align education and training opportunities in high school, community college and universities with actual jobs available in our region and state.

“Career pathways provide young people and those re-training or re-entering the workforce with a vision of what is possible so that they can remain motivated in their day-to-day education and quest to improve their competitiveness,” says Manny Lamarre, Executive Director of the Governor’s Office of Workforce Innovation (OWINN).

“Robust career pathways will allow all Nevadans to excel in a diverse 21st Century economy.”

The LEAP framework, spearheaded by the Nevada Governor’s Office of Economic Development (GOED) in 2014, created roadmaps (known as career pathways). They consist of multiple, integrated and highly flexible pathways which allow a person to continue gaining additional skills, certifications and degrees as they progress through their career. Each educational component, from high school through university is built on a foundation that allows for

AMERICAN OVERSIGHT
NV-DA-20-0615-A-004259

hands-on learning of industry practices and prepares students for professional certifications and quality performance.

LEAP pathways are being developed for Nevada's in-demand industries such as healthcare, information technology/cybersecurity and education. Advanced Manufacturing, the first LEAP pathway completed in late 2015, is fully developed and has been launched in Washoe County School District, as well as Truckee Meadows Community College and UNR's College of Engineering.



Photo from WCSD (Photo: From WCSD)

Multiple On Ramps to a Successful Career

LEAP career pathways provide tangible milestones in an educational sequence that includes certification, training opportunities and degrees. This allows people to build their workplace value incrementally rather than only at the completion of a degree. It also allows employers to hire skilled workers earlier in the process.

LEAP is a win for everyone, says Ryan Costella, director of strategic initiatives at Click Bond, Inc., and chair of the Manufacturing Sector Council of the Governor's Workforce Development Board.

"Manufacturing across the United States is struggling with finding skilled workers. LEAP helps us all connect the dots."

LEAP pathways are designed to accommodate the flexibility between education and full-time employment. With LEAP, Northern Nevada industries can be confident they're hiring qualified workers and find these workers in less time. And students can start earning while they continue to build and adapt their skillsets.

Early career "on ramps" begin in high school. For example, in the LEAP Advanced Manufacturing pathway, students who are in an aligned high school Career & Technical Education (CTE) programs like Manufacturing Technology, Metalworking or Welding can receive industry-recognized certifications by the time they graduate. They can also earn an average of 14 college-level credits, an equivalent of one semester, giving them a head start on earning an Associate degree in Applied Science that leads into a Bachelor degree in Mechanical Engineering.

An additional benefit for students in all LEAP pathways is exposure to the myriad of opportunities available to them in Nevada's emerging new economy.

"Often students are only interested in what they are exposed to," Lamarre says. "We don't want our students to limit their future. When students have a robust knowledge of career path options they can take advantage of the many great possibilities."

For students, parents and job seekers, the LEAP framework provides a solid infrastructure that clearly outlines the education and valued certifications, skills and degrees needed by employers. For potential employees, the career pathways are roadmaps to successful employment, job retention and continuing wage gains.

Both Lamarre and Costella agree: Offering career pathways will help build the highly skilled, diverse workforce that Nevada needs.

AMERICAN OVERSIGHT

This story is provided and presented by the Washoe County School District.

Members of the editorial and news staff of the USA TODAY Network were not involved in the creation of this content.

Members of the editorial and news staff of the USA Today Network were not involved in the creation of this content.

Read or Share this story: http://on.rgj.com/2yEud12

MORE STORIES FROM WASHOE COUNTY SCHOOL DISTRICT CAREER & TECHNICAL EDUCATION (CTE) AND JOIN, INC. (/TOPIC/BC1B9B78-4624-45FC-963D-6EB0D21C0173/)



(/story/sponsor-story/wcsd-cte-join/2018/05/25/wcsd-prepares-students-careers-high-demand/35377763/)

WCSD partners with local industries to prepare students for careers (/story/sponsor-story/wcsd-cte-join/2018/05/25/wcsd-prepares-students-careers-high-demand/35377763/)

Story from Washoe County School District Career & Technical Education (CTE) and JOIN, Inc.



(/story/sponsor-story/wcsd-cte-join/2018/05/14/wcsd-superintendent-traci-davis-explores-washoe-county-school-district-business-partner-gyford-standoff-systems/34899215/)

WCSD Superintendent Traci Davis explores Washoe County School District business partner Gyford Standoff Systems (/story/sponsor-story/wcsd-cte-join/2018/05/14/wcsd-superintendent-traci-davis-explores-washoe-county-school-district-business-partner-gyford-standoff-systems/34899215/)

Story from Washoe County School District Career & Technical Education (CTE) and JOIN, Inc.



(/story/sponsor-story/wcsd-cte-join/2018/05/07/students-put-test-skillsusa-conference/34659555/)

Career & Technology students put to the test at SkillsUSA conference (/story/sponsor-story/wcsd-cte-join/2018/05/07/students-put-test-skillsusa-conference/34659555/)

Story from Washoe County School District Career & Technical Education (CTE) and JOIN, Inc.



(/story/sponsor-story/wcsd-cte-join/2018/04/11/sparks-high-school-opens-new-state-art-manufacturing-technologies-building/33740319/)

Sparks High School opens new state of the art Manufacturing Technologies building (/story/sponsor-story/wcsd-cte-join/2018/04/11/sparks-high-school-opens-new-state-art-manufacturing-technologies-building/33740319/)

Story from Washoe County School District Career & Technical Education (CTE) and JOIN, Inc.

AMERICAN OVERSIGHT

AMERICAN OVERSIGHT

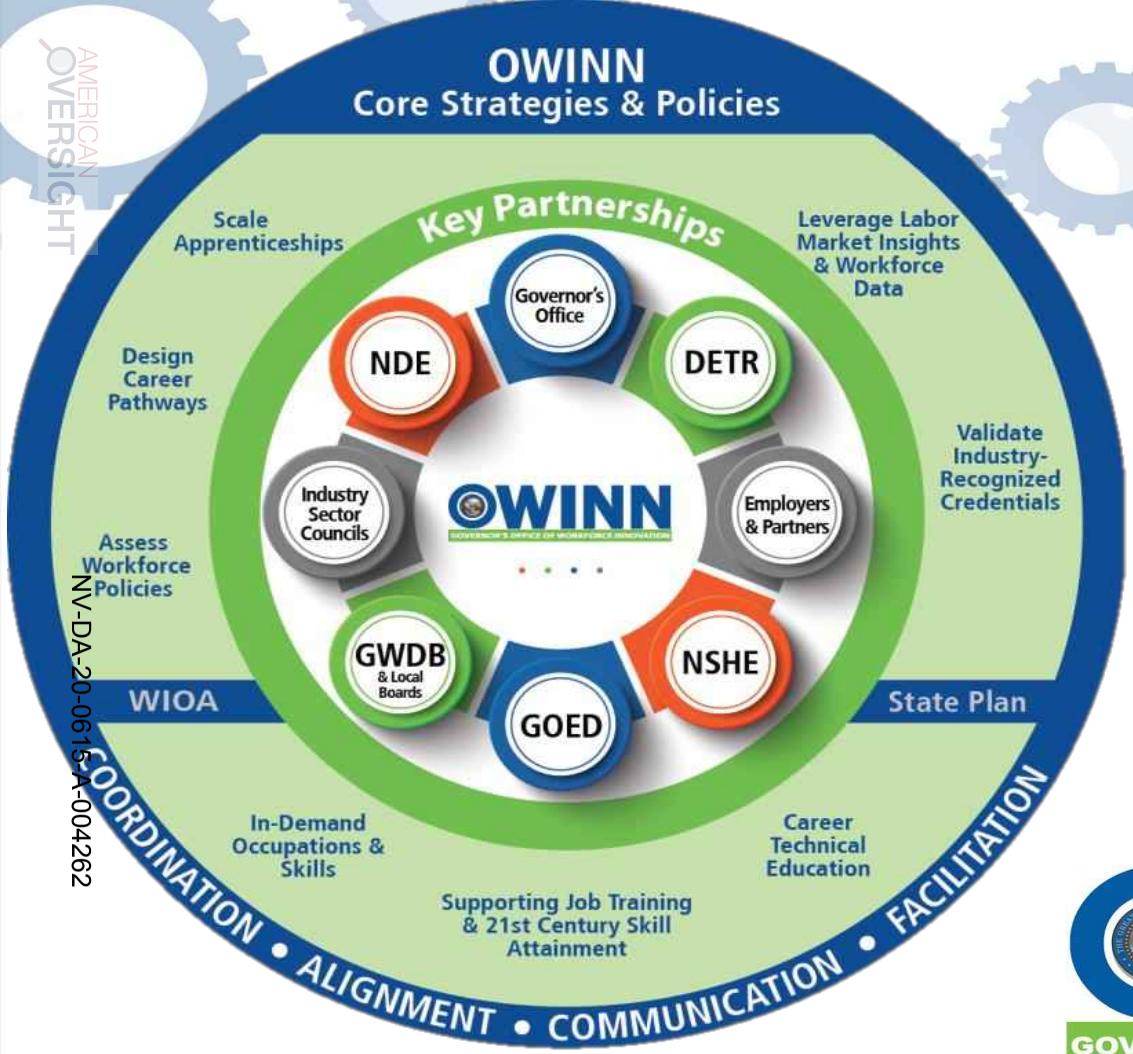

@OWINN29

Office of Governor Brian Sandoval

Manny Lamarre, Executive Director

OWINN

GOVERNOR'S OFFICE OF WORKFORCE INNOVATION

NV-DA-20-0615-A-004262

Governor's Office of Workforce Innovation (OWINN)

→ Legal authority: Executive Order 2016-08 & SB516

→ Created within the Office of the Governor

OUTCOMES:

1. Prepare all K-12 Students for College & Career Success
2. Increase Nevadans with postsecondary degrees & credentials
3. Increase Employment Outcomes in Training and Credentialing programs

MISSION


State of Nevada

Executive Department

Executive Order 2016-08

ORDER REGARDING WORKFORCE DEVELOPMENT

WHEREAS, this administration has led a five-year effort to diversify Nevada's economy and c
new, high-quality jobs throughout the State;

WHEREAS, job creation in innovative sectors of the economy, together with an economic rec
he traditional industries of Nevada, is leading to the emergence of new economic and employ
ortunities in the Silver State;

WHEREAS, a highly-skilled, diverse workforce is critical to the success of new companies se
loyees in the technology, advanced manufacturing, education, and health care sectors;

WHEREAS, our continued success in growing and sustaining a more diversified economy de
nnovative workforce development programs that will support the labor market needs of Nevada;

WHEREAS, the component pieces of Nevada's workforce development system exist in
different departments and agencies of State government, which must in turn coordinate and assi
activities of many different local government entities and nonprofit organizations;

WHEREAS, there exists a need for enhanced cooperation and collaboration among all e
engaged in workforce development;

WHEREAS, I, as Governor of the State of Nevada, issued Executive Order 2015-08 on Jun
2015, revising the Governor's Workforce Development Board in accordance with the Workforce Inno
and Opportunity Act of 2014 (WIOA); and

WHEREAS, Article 5, Section 1 of the Nevada Constitution provides: "The supreme exe
power of this State, shall be vested in a Chief Magistrate who shall be Governor of the State of Neva

NOW, THEREFORE, by the authority vested in me as the Governor by the Constitution and
of the State of Nevada, it is hereby ordered as follows:

1. The Office of Workforce Innovation is hereby created within the Office of the Governor.
   a. The Office of Workforce Innovation shall:
      i. Provide support to the Governor's Workforce Development Board ('State Bo
      industry sector councils, and the Office of the Governor in developing a strate
      the cooperation and collaboration among all stakeholders focused on wor
      development;
      ii. Develop a career pathways strategy for Nevada in the fields of techno
      ing, education, and health care;
      iii. Recommend improvements to the allocation of federal and state
      incorporating evidence-based and outcome-based strategies to align wor
      training programs in Nevada with current and projected job opportunities and
      pathways, based on the Nevada's economic development plan and inform
      received from the industry sector councils;

VISION

A vibrant and sustainable economy

OWINN helps drive a skilled, diverse, and aligned workforce in the state of Nevada by promoting collaboration & cooperation among all entities focused on workforce development

AMERICAN OVERSIGHT

OWINN's Core Strategies

1. Assess workforce policies at the state level and provide strategic support and direction for the implementation of the federal Workforce Innovation and Opportunity Act (WIOA)
   - ❑ Provided technical and research support for SB66, SB19, SB516, SB69, & SB458
2. Design career pathways
   - ❑ Partnering with GOED to scale LEAP in southern NV and design technology career pathway
3. Scale registered apprenticeships in existing and emerging industries
   - ❑ Managing the State's Apprenticeship Council (SAC); OWINN serves as the State's Apprenticeship Agency (SAA)
4. Leverage labor-market and workforce data
   - ❑ Manage the statewide longitudinal data system to make informed policy decisions
5. Validate industry-recognized credentials
   - ❑ OWINN has identified entry-level certifications in the eight targeted industries for secondary students & the publicly funded workforce system

AMERICAN OVERSIGHT
NV-DA-20-06615-A-004264

OWINN's Priorities 2018-2019

- Aligning workforce training with labor market data through policies & practices
- Scaling work-based learning and Registered Apprenticeships
- Outreach and awareness – workforce opportunities & partnerships

AMERICAN OVERSIGHT

NV-DA-20-0615-A-004265

"THE BOTTOM LINE IS THAT AN UNPREPARED WORKFORCE INHIBITS OUR ECONOMIC GROWTH, AND PREVENTS TOO MANY OF OUR CITIZENS FROM OBTAINING THE JOBS THEY DESERVE… MY VISION FOR OUR STATE IS TO PUT ALL NEVADANS, REGARDLESS OF AGE OR CIRCUMSTANCE, ON A CAREER PATHWAY TOWARD SUCCESS."

- GOVERNOR SANDOVAL, JAN. 17TH STATE OF THE STATE ADDRESS



NV-DA-20-0815-A-004266

Jobs Growth & Diversification Efforts

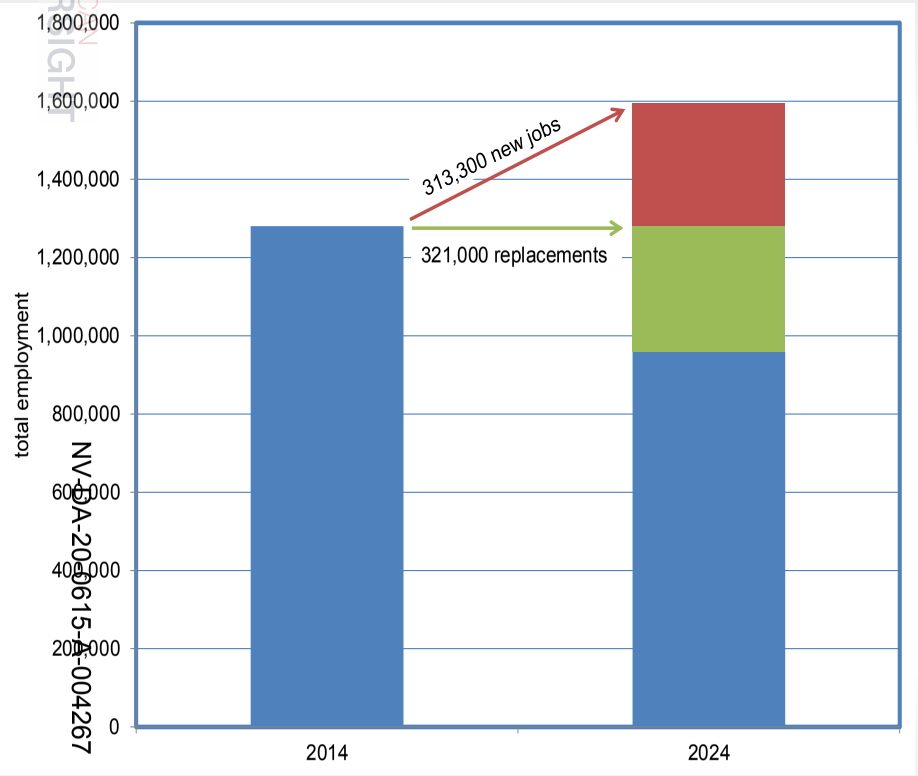

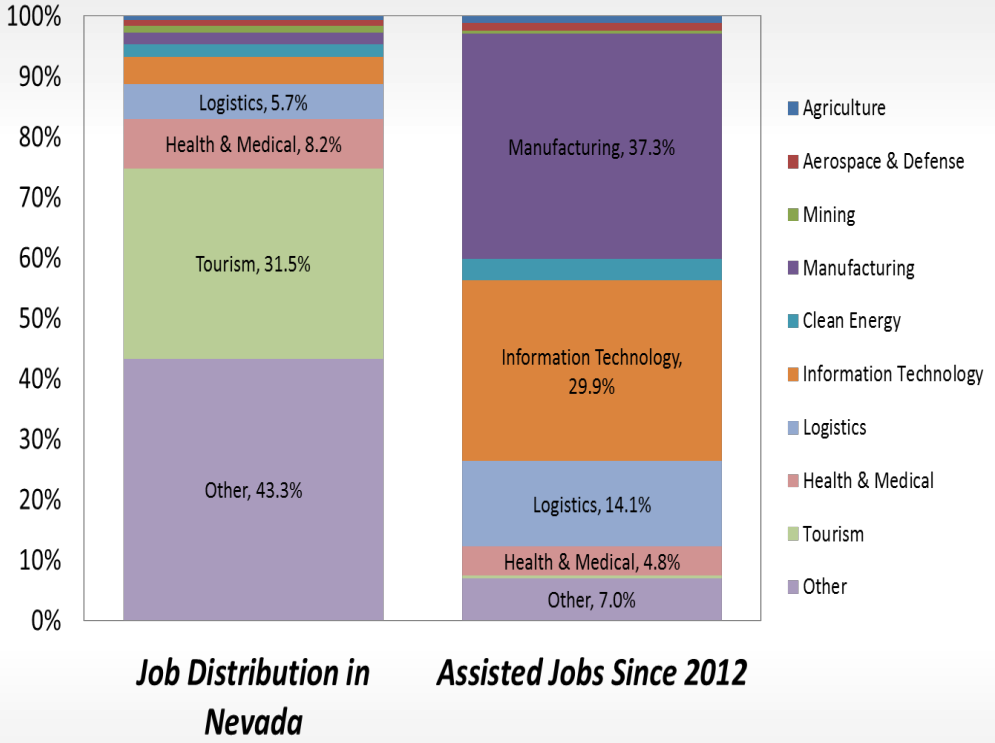

Job Distribution in Nevada ***Assisted Jobs Since 2012***

NV-DA-20-0615-A-004267

DETR Nevada Department of Employment, Training and Rehabilitation

Nevada Governor's Office of ECONOMIC DEVELOPMENT

Middle Skills Jobs Gap

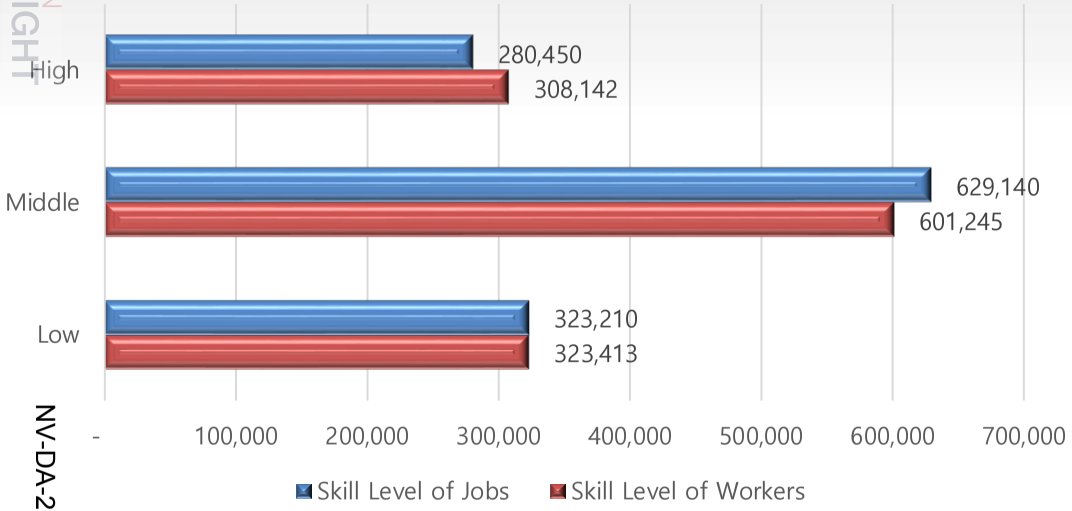

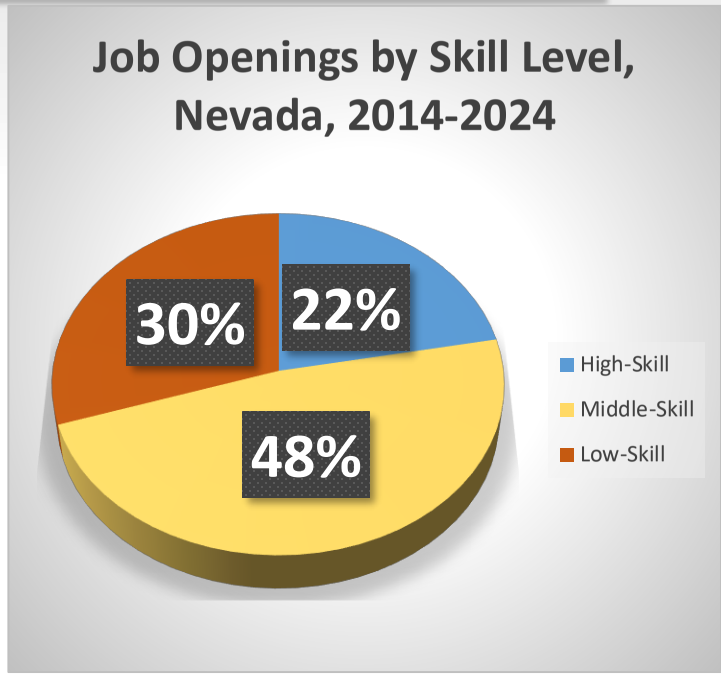

NV-DA-20-0615-A-0042688

A gap of roughly ~28,000 workers exist in middle skills jobs in the state

Percent Alignment with Skill Level
High: 23/25
Middle: 49/51
Low: 26/26

Labor Force Participation Rate & Non-institution Population

State of Nevada Labor Force Participation Rate by Age (Annual Average)

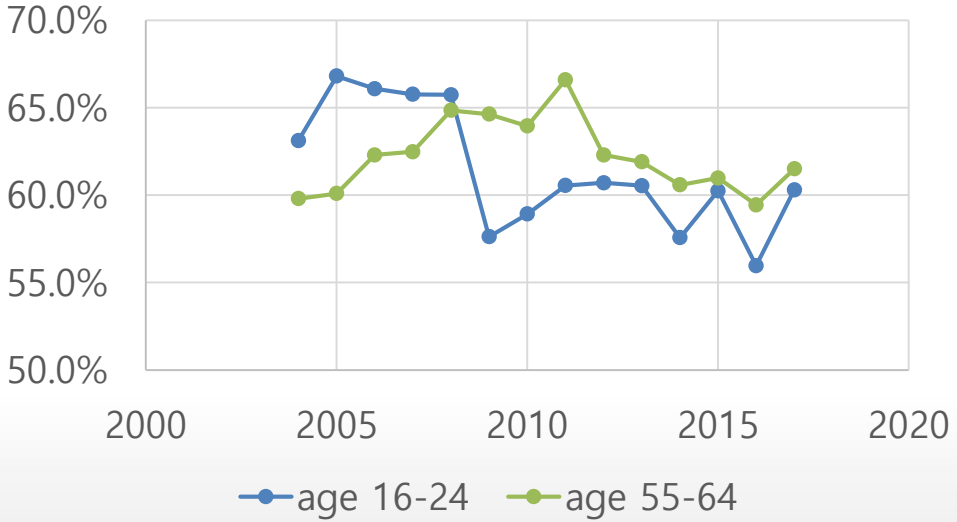

State of Nevada civilian non-institutional population 16+ (annual average)

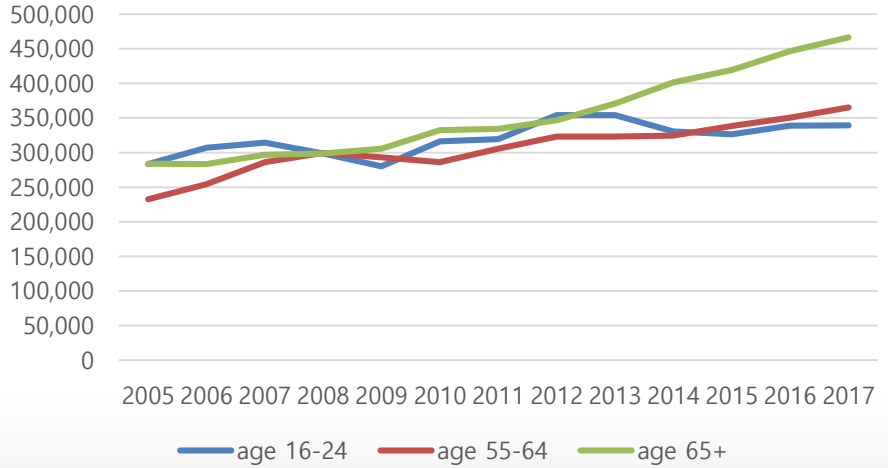

AMERICAN OVERSIGHT

Strategic Changes to Expand Apprenticeships & Work-Based Learning

NV-DA-20-0615-A-004270

NEVADA'S BIG GOAL

55,000!





NV-DA-20-0615-A-004271

Strategic Changes to Expand Apprenticeships & Work-Based Learning

AMERICAN OVERSIGHT

State Policy Changes

- SB 516 – statewide coordination between agencies, aligning with economic development, changes to Registered Apprenticeships
- SB66 – K-12 WBL bill
- SB19 – Dual enrollment
- AB7 – college & career readiness diplomas

NGA Policy Academy & NSFY

- Dramatically increase students completing pathways, culminating in industry-recognized credentials / Action Plan
- Employer engagement
- Promoting WBL & supporting partners
- WBL data infrastructure & analysis

GWDB Industry Sector Councils

- GWDB Industry Sector Councils, GOED, DETR, State Board, & OWINN
  - State & regional in-demand occupations for the
  - Skills and education requirements

Registered Apprenticeships & Work-Based Learning

NV-DA-20-0615-A-004272

Apprenticeships in Nevada = All Industries

















NV-DA-20-0615-A-004273

AMERICAN OVERSIGHT

RA Apprenticeship Industry-Occupation Analysis

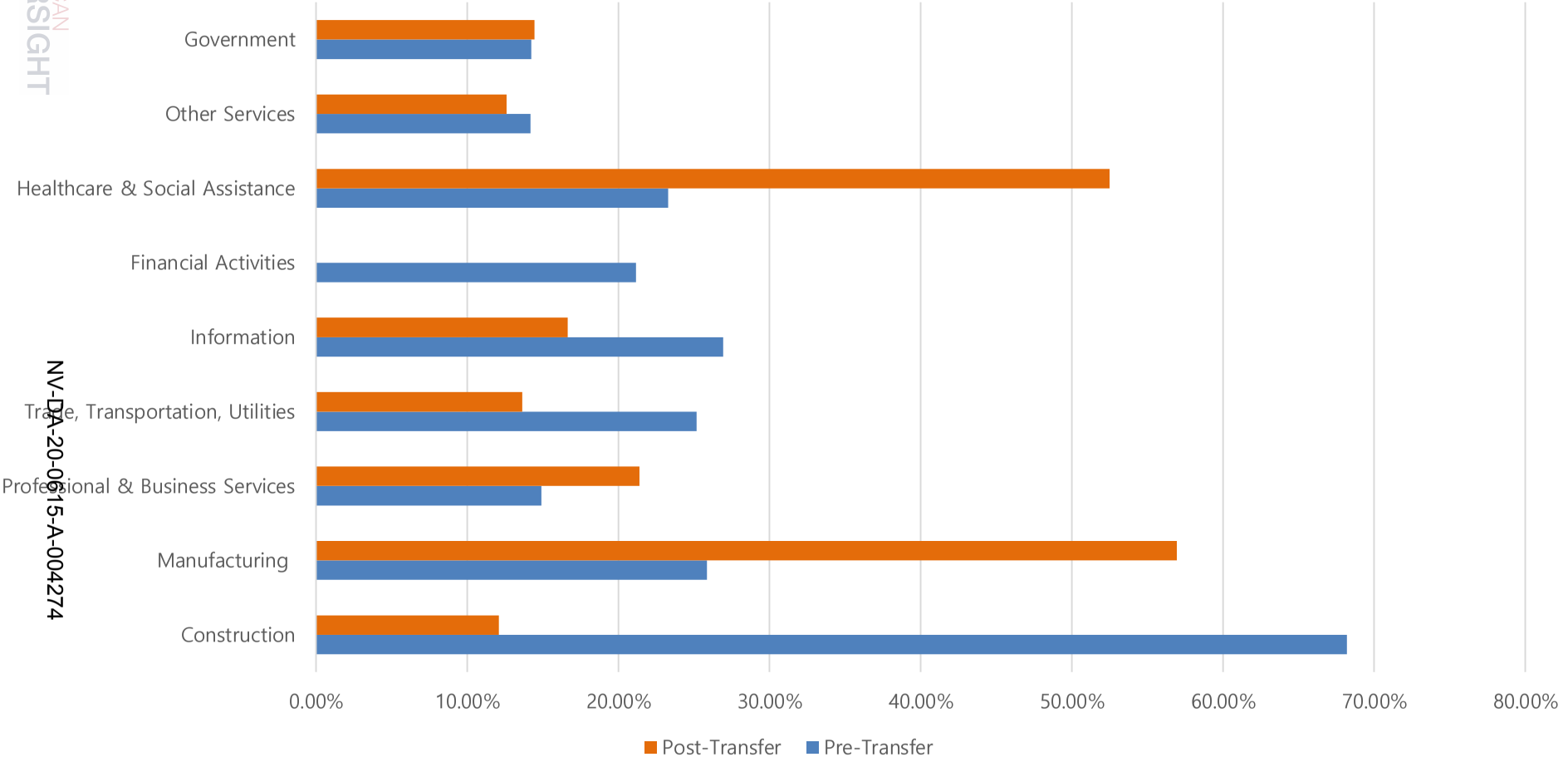

NV-DA-20-0615-A-004274

Nevada's Apprenticeship Outcomes Data

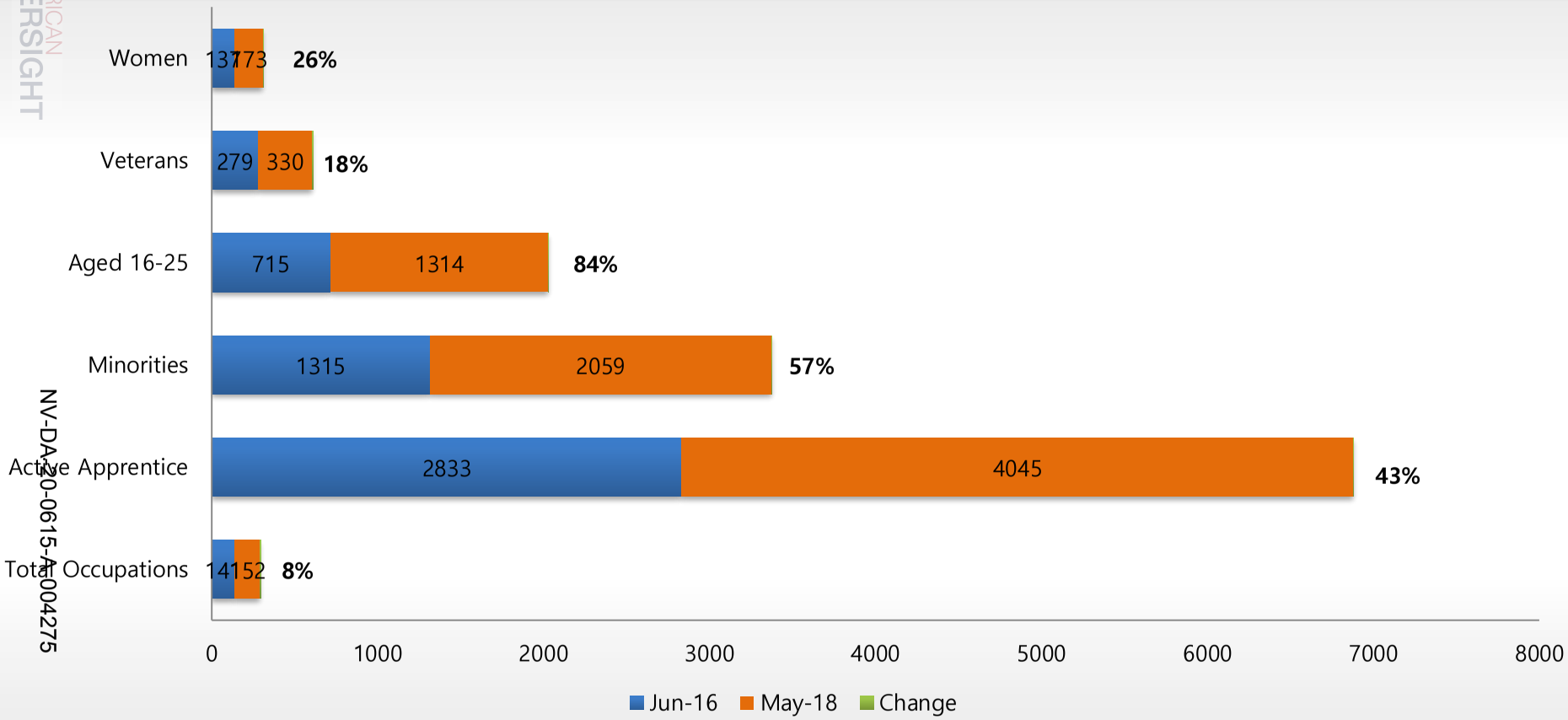

NV-DA-20-0615-A-0004275

INDUSTRY	OCCUPATIONS	NOTES
Construction	• Electrician • Plumber, Pipe Fitter • Carpenter • Sheet Metal Worker	• Bulk of NV's RA occupations • High-demand, foundational industry • Long, rich history
Advanced Manufacturing	• Metal Fabricator • Electro-Mechanical Technician • CNC Machine Operator • Industrial Manufacturing Technician	• Emerging, high-demand, high-growth • New in Nevada
IT	• Cybersecurity Support Technician • Computer Support Specialist - Desktop	• Emerging, high-demand, high-growth • New in Nevada
Healthcare	• Certified Nursing Assistant	• High-demand, high-growth • New in Nevada
Tourism, Gaming & Entertainment	• Buyer-Purchasing	• Foundational industry • New in Nevada

AMERICAN OVERSIGHT
NV-DA-20-0615-A-004276

Closing Plenary: Good Jobs for all Americans
Saturday, July 21
3 to 4 p.m.
Convention Center: Sweeney Ballroom C-F

Closing Plenary: Good Jobs for All Americans

Overview

In this session, Governor Bullock will formally unveil his NGA chair's initiative, *Good Jobs for All Americans*. Governor Sandoval will formally pass the gavel to Governor Bullock after the governors vote for the 2018-2019 NGA Chair. Governor Bullock's initiative will focus on preparing governors for new changes in the labor market resulting from technological advancement and demographic changes. After he unveils his initiative, he will sit down with Dr. Lawrence Katz to discuss the role of governors in providing good jobs to all Americans.

****You are giving opening remarks and passing the gavel.**

Format

- 3 p.m. — Call to Order and Opening Remarks
  - Governor Brian Sandoval, Nevada
- 3:05 p.m. — Nomination of NGA Chair and Vice Chair
  - Governor Kate Brown, Oregon
- 3:10 p.m. — Passing of the Gavel and New Chair's Initiative
  - Governor Brian Sandoval, Nevada
  - Governor Steve Bullock, Montana
- 3:15 p.m. — Fireside Chat
  - Governor Steve Bullock, Montana
  - Dr. Lawrence Katz, Elisabeth Allison Professor of Economics, Harvard University Faculty of Arts and Sciences
- 4 p.m. — Adjourn

Media

This session is open to press.

Contact: Martin Simon, (202) 624-5345 or msimon@nga.org

AMERICAN OVERSIGHT

Passing of the Gavel & Closing Plenary

Saturday, July 21, 3-4 p.m.

Governor Sandoval

[GOVERNOR SANDOVAL OPENS]

PLEASE TAKE YOUR SEATS SO WE CAN BEGIN.

WELCOME TO THE CLOSING SESSION OF THE 2018 NATIONAL GOVERNORS ASSOCIATION SUMMER MEETING.

[CLOSING CHAIRMANSHIP REMARKS]

IT'S BEEN SUCH AN HONOR TO LEAD THIS ORGANIZATION OVER THE LAST YEAR. WHEN I THINK BACK TO OUR LAST SUMMER MEETING IN RHODE ISLAND, I'M PROUD HOW FAR WE'VE COME AND ALL THAT WE HAVE ACCOMPLISHED TOGETHER.

AMERICAN OVERSIGHT

I DIDN'T LEAD THE NGA ALONE. THE ORGANIZATION'S ENTIRE STAFF WAS WITH ME EVERY STEP OF THE WAY.

THEIR BIPARTISAN COUNSEL WAS CRUCIAL NOT ONLY TO MY SUCCESS AS CHAIR, BUT ALSO TO OUR COLLECTIVE SUCCESS AS GOVERNORS.

I WOULD LIKE TO TAKE A MOMENT TO EXPRESS OUR GRATITUDE TO NGA CEO AND EXECUTIVE DIRECTOR SCOTT D. PATTISON AND THE ENTIRE STAFF FOR ALL THEIR ASSISTANCE OVER THE LAST YEAR.

[HOLD FOR APPLAUSE]

I WOULD ALSO LIKE TO THANK MY COLLEAGUES FOR SUPPORTING ME THROUGHOUT THIS JOURNEY.

WHEN WE LEFT PROVIDENCE LAST YEAR, I KNEW THAT WE HAD THE COLLECTIVE POTENTIAL TO POSITIVELY IMPACT THE LIVES OF AMERICANS IN EVERY CORNER OF THIS COUNTRY.

AMERICAN OVERSIGHT

I'M PROUD TO REPORT A YEAR LATER THAT WE DID JUST THAT AND I AM GRATEFUL TO EACH OF YOU FOR PLAYING A PART IN THAT EFFORT.

NGA BRINGS TOGETHER BOTH SIDES OF THE AISLE IN A TIME WHEN POLITICAL COOPERATION SEEMS TO BE INCREASINGLY RARE.

THE PAST FEW DAYS REAFFIRMED THAT GOVERNORS ARE PREPARED TO ROLL UP THEIR SLEEVES AND SHARE THE SOLUTIONS THAT HAVE WORKED IN THEIR STATES.

OVER THE PAST FEW DAYS WE'VE EATEN TOGETHER, LAUGHED TOGETHER, AND MOST IMPORTANTLY, WE LEARNED TOGETHER. NOW IS THE TIME TO PASS THE BATON.

I'M CONFIDENT THAT THE INCOMING CHAIR, GOVERNOR STEVE BULLOCK OF MONTANA, WILL CARRY ON THIS LEGACY OF BIPARTISAN POLICY EXCELLENCE.

AMERICAN OVERSIGHT

I AM GRATEFUL FOR THE SUPPORT HE OFFERED ME AS VICE CHAIR AND I AM EXCITED TO SEE ALL THE GREAT WORK THAT HE AND GOVERNOR HOGAN WILL DO FOR THE ORGANIZATION. I NOW RECOGNIZE GOVERNOR KATE BROWN FOR THE PURPOSE OF EXECUTIVE NOMINATIONS.

[TRANSITION TO OFFICIAL NOMINATIONS]

[GOVERNOR KATE BROWN WILL NOMINATE BULLOCK AND HOGAN]

[TRANSITION TO GOVERNOR SANDOVAL]

THANK YOU, GOVERNOR BROWN AND THE MEMBERS OF THIS YEAR'S NOMINATIONS COMMITTEE.

IS THERE A SECOND?

[NOTE: ANY OTHER GOVERNOR PRESENT MAY SECOND FROM THE FLOOR]

[GOVERNOR SANDOVAL]

IS THERE ANY DEBATE?

AMERICAN OVERSIGHT

[GOVERNOR SANDOVAL]

HEARING NONE, ALL GOVERNORS IN FAVOR OF ACCEPTING THE REPORT OF THE NOMINATIONS COMMITTEE PLEASE SAY AYE. ALL OPPOSED, NAY. THE AYES HAVE IT.

CONGRATULATIONS TO NGA'S NEW CHAIR, GOVERNOR STEVE BULLOCK, VICE CHAIR GOVERNOR LARRY HOGAN AND THE OTHER MEMBERS OF THE 2018-2019 NGA EXECUTIVE COMMITTEE.

[GAVEL PASSING (TBD)]

- **TBD**
- **IT IS NOW MY HONOR TO INTRODUCE MY COLLEAGUE, MY FRIEND AND THE NEW CHAIR OF NGA, GOVERNOR STEVE BULLOCK OF MONTANA.**

AMERICAN OVERSIGHT

VIP Social Event
Saturday, July 21
5:30 to 6:30 p.m.
New Mexico Governor's Residence
By Invitation Only

VIP Reception for Governors, Spouses, Sponsors and Special Guests at the Governor's Residence

Overview

Governors, spouses, summer meeting sponsors and other invited guests are invited to join Governor Susana Martinez and First Gentleman Chuck Franco at the governor's residence for a VIP cocktail reception.

**You are giving opening remarks.

Format

This reception will feature light hors d'oeuvres along with New Mexican beers, wines and specialty drinks. In addition to welcoming remarks, there will be a brief tribute to all governors transitioning out of office.

Transportation

Governors may arrive by private vehicle; secured parking will be available. The address of the residence is 1 Mansion Drive, Santa Fe, N.M. All other attendees should utilize the shuttle service provided from all host hotels beginning at 5 p.m. Buses will depart the residence at 6:30 p.m. for the all-attendee event at Bonanza Creek.

Dress

Dress for this event is "Southwest casual" (western wear is welcomed). Please note that this event will take place both indoors and outdoors. A light sweater or jacket is recommended.

Media

This event is closed to press.

Contact: Bob Masciarelli, (202) 624-5355 or bmasciarelli@nga.org

AMERICAN OVERSIGHT

VIP Reception—Governor's Residence

Saturday, July 21, 5:30-6:30 p.m.

Governor Sandoval

[SANDOVAL OPENS]

THANK YOU ALL FOR JOINING US FOR THE FINAL VIP RECEPTION OF THE 2018 NGA SUMMER MEETING.

I HOPE YOU ALL HAD A WONDERFUL TIME AND CONTINUE TO DO SO THIS EVENING. SPECIAL THANKS TO GOVERNOR MARTINEZ FOR HOSTING US THIS EVENING.

I KNOW WE ARE ALL LEAVING SANTA FE ARMED WITH NEW IDEAS AND STRATEGIES TO ADVANCE OUR STATES AND IMPROVE OUR CONSTITUENTS' LIVES.

AT OUR FIRST RECEPTION, I SPOKE ABOUT THE SPIRIT OF THE WILD WEST, GUIDING US FORWARD INTO AN UNKNOWN FUTURE.

AMERICAN OVERSIGHT

I LEAVE MORE CONFIDENT THAN EVER THAT WE ARE BETTER PREPARED FOR WHATEVER MIGHT COME OUR WAY AS GOVERNORS.

THANK YOU ALL FOR GIVING ME THE IMMENSE PRIVILEGE OF LEADING THE NGA. EVEN THOUGH MY TIME AS CHAIR HAS ENDED, I LEAVE MORE CONFIDENT THAN EVER IN THE FUTURE OF THE ORGANIZATION AND THE NATION.

WE HAVE TWO FEARLESS CHAMPIONS OF GOVERNORS LEADING US. HAILING FROM THE GREAT STATE OF MONTANA, PLEASE JOIN ME IN WELCOMING MY DEAR FRIEND AND THE NEW CHAIR OF THE NATIONAL GOVERNORS ASSOCIATION, STEVE BULLOCK.

[GOV BULLOCK REMARKS]

[GOV MARTINEZ REMARKS]

[PATTISON REMARKS]

AMERICAN OVERSIGHT

Social Event: Showdown at Bonanza Creek Ranch
Saturday, July 21
6 to 9 p.m.
Bonanza Creek

Showdown at Bonanza Creek Ranch

Overview

All meeting attendees will be transported to the old west, courtesy of a working film set. As you mosey down Main Street you will be immersed 360° into a western town where modern civilization is nowhere to be seen. Explore the saloon, hotel, bank, jail and chapel on the hill, or revel in the wide-open vistas and dramatic skies that draw the movie industry to this unique location. The first movie to be shot at Bonanza Creek Ranch was *The Man from Laramie*, starring a young James Steward in 1955. Since then Bonanza Creek Ranch has boasted over 50 years of filmmaking movie and television credits which include *Cowboy*, *Butch Cassidy and the Sundance Kid*, *Easy Rider*, *Longmire*, *3:10 to Yuma*, *The Lonesome Dove*, *Walker, Texas Ranger*, *Gunsmoke*, *Wild Hogs* and *Cowboys & Aliens*.

**You are giving opening remarks.

Format

This closing event will feature an authentic old western experience including a "Chuckwagon" buffet, saloon entertainment, a stunt show (showdown on Main Street) and country western artists.

Transportation

Governors may arrive by private vehicle; secured parking will be available. The address of the venue is 15 Bonanza Creek Lane, Santa Fe, N.M. All other attendees should utilize the shuttle service provided from all host hotels beginning at 6 p.m. with the last shuttle returning at 9:15 p.m.

Dress

Dress for this event is "Southwest casual" and western wear is welcomed. Please note that this event will take place both indoors and outdoors. Closed-toe shoes and a light sweater or jacket are recommended.

Media

This event is closed to press.

Contact: Bob Masciarelli, (202) 624-5355 or bmasciarelli@nga.org

AMERICAN OVERSIGHT

Showdown at Bonanza Creek

Saturday, July 21, 6:30-9 p.m.

Governor Sandoval

[SANDOVAL OPENS]

WELCOME THE FINAL EVENT OF THE 2018 SUMMER MEETING. THE HARD WORK IS NOW COMPLETE, AND WE CAN REFLECT UPON OUR EXPERIENCE OVER THE PAST FEW DAYS.

SINCE THURSDAY, WE'VE HAD 14 CONFERENCE SESSIONS. WE'VE HEARD FROM ESTEEMED INTERNATIONAL DELEGATES AND INFLUENTIAL BUSINESS LEADERS.

WE PUT ASIDE PARTISANSHIP AND ATTEMPTED TO ANSWER ONE SIMPLE QUESTION: AS GOVERNORS, HOW CAN WE DO OUR JOBS BETTER?

AMERICAN OVERSIGHT

WHILE NONE OF US CAN BE PERFECT LEADERS, WE CAN ALL STRIVE TO IMPROVE. THE LAST FEW DAYS OFFERED US THE OPPORTUNITY TO GROW AS GOVERNORS TO BETTER SERVE OUR CONSTITUENTS BACK HOME.

WE DISCUSSED VEXING ISSUES SUCH AS ECONOMIC TRANSFORMATION AND THE OPIOID EPIDEMIC, WHICH CLAIMS THOUSANDS OF LIVES EVERY YEAR FROM ALL STATES.

IN ADDITION TO ADDRESSING THE ISSUES OF THE PRESENT, WE SECURED A BETTER GRASP ON WHAT THE FUTURE LOOKS LIKE.

WE ARE BETTER PREPARED TO MANAGE BOTH THE UPSIDES AND THE CHALLENGES OF ADVANCED TECHNOLOGY AND ALL OF US ARE BETTER PREPARED TO INNOVATE BACK IN OUR STATES.

AMERICAN OVERSIGHT

WE ALSO HAD SOME FUN ALONG THE WAY, SHARING LAUGHS AND FORGING RELATIONSHIPS THAT WILL PAY DIVIDENDS FOR YEARS TO COME. I SPEAK FOR ALL OF US WHEN I SAY OUR FEW DAYS IN SANTA FE WERE WELL SPENT.

IN ADDITION TO ACQUIRING NEW KNOWLEDGE, NGA ALSO GAINED A NEW CHAIR. GOVERNOR STEVE BULLOCK IS WELL-PREPARED TO LEAD THIS ORGANIZATION INTO THE FUTURE, AND I AM EXCITED ABOUT HIS NEW INITIATIVE FOCUSING ON CREATING GOOD JOBS FOR ALL AMERICANS.

I WOULD AGAIN LIKE TO THANK HIM FOR ALL HE DID AS NGA'S VICE CHAIR AND WISH HIM HIS FAMILY ALL THE BEST AS HE BEGINS HIS NEW ROLE.

ONE YEAR AGO, I STOOD BEFORE YOU AND VOWED TO RAISE AWARENESS ABOUT INNOVATIONS IN TECHNOLOGY, ENERGY AND TRANSPORTATION.

AMERICAN OVERSIGHT

THROUGHOUT THE LAST YEAR, I BELIEVE WE'VE MET OUR GOAL AND I LEAVE MY CHAIRMANSHIP MORE CONFIDENT IN THE FUTURE OF THE NGA THAN EVER BEFORE.

THANK YOU TO ALL THE GOVERNORS, GUESTS, INTERNATIONAL VISITORS AND PARTNERS ASSEMBLED HERE.

A HUGE THANK YOU TO THE NGA STAFF FOR ALL THE WORK THAT WENT INTO THIS MEETING AS WELL AS FOR ALL THE SUPPORT THEY'VE OFFERED TO US THROUGHOUT THE YEARS.

NGA BROUGHT TOGETHER DEMOCRATS AND REPUBLICANS TO DISCUSS POLICIES IMPROVING AMERICAN LIVES. WE CHECK THE POLITICS AT THE DOOR AND WORK TOGETHER TO SOLVE THE ISSUES PLAGUING OUR STATES.

THE BURDEN IS UPON US AS GOVERNORS, AS LEADERS AND AS AMERICANS, TO BRING THE GOODWILL AND COMRADERY EXPERIENCED HERE IN SANTA FE BACK TO OUR HOME STATES.

WE ALL FACE SERIOUS CHALLENGES WHILE GOVERNING.

AMERICAN OVERSIGHT

I HOPE THAT YOU WILL RETURN TO THOSE CHALLENGES WITH NEW IDEAS, NEW PERSPECTIVES AND NEW FRIENDS TO SUPPORT YOU AND THE PEOPLE YOU SERVE.

THANK YOU FOR THE OPPORTUNITY TO LEAD THE NGA. IT IS NOW MY HONOR TO INTRODUCE MY GOOD FRIEND AND THE NEWEST CHAIR OF THE NATIONAL GOVERNORS ASSOCIATION, STEVE BULLOCK.

Governor Bullock

[TRANSITION TO BULLOCK]

AMERICAN OVERSIGHT

2018 Summer Meeting Agenda

Thursday, July 19		
8:15 a.m. to 9:30 a.m.	**Council of Governors Breakfast and Pre-Meeting Briefing** ***Council members only***	**Eldorado: Anasazi North**
8:30 a.m. to 9:30 a.m.	**Great Eggspectations: Advice from Ambassadors** *Economic development representatives and governors' staff are invited to engage in a breakfast with the visiting delegations.*	**La Fonda:Lumpkins Ballroom North**
9:30 a.m. to 11:30 a.m.	**Council of Governors Meeting** ***Council members only***	**Eldorado: Anasazi South**
9:45 a.m. To 11:45 a.m.	**Silicon States: A Workshop on Benefiting from New Technologies** Hosted by NGA Future and the World Economic Forum *This workshop will focus on the challenges and opportunities of emerging technology through a facilitated discussion on technology trends and the public policy options available to governors.*	**La Fonda: La Terraza Room**

AMERICAN OVERSIGHT
NV-DA-20-0615-A-004292

9:45 a.m. to 10:30 a.m.	**Rebuilding a Silk Road to Economic Development** *This panel discussion will feature recent examples of U.S. - Chinese collaboration at the state level.*	**La Fonda:Lumpkins Ballroom North**
10:45 a.m. to 11:45 a.m.	**U.S. - China Economic Ties, Growth, Strategies and Investment Opportunities** *High-level investors will discuss with governors, or their key staff, what is needed from the states to attract and retain Chinese investment during a panel discussion.*	**La Fonda:Lumpkins Ballroom North**
12:00 p.m. to 4:00 p.m.	**Meeting of State Chief Operating Officers**	**Eldorado: Anasazi North**
12:00 p.m. to 1:30 p.m.	**Around the World in 80 Plates: International Leadership Luncheon** *In honor of the many delegations from all over the world attending the Summer Meeting, NGA will feature a local chef to highlight the rising importance of culinary traditions in diplomacy.*	**La Fonda: Lumpkins Ballroom South**
1:45 p.m. to 3:15 p.m.	**Joining with Japan: Strengthening Partnerships from an Ocean Away** *Japanese executives and governors will come together to discuss the future of workforce development and investment partnerships between our two countries.*	**La Fonda:Lumpkins Ballroom North**
3:30 p.m. to 5:00 p.m.	**Leading Globally Matters Locally: How Global Engagement Advances U.S. Interests** *This roundtable will provide governors, private sector leaders, federal officials and a Kenyan delegation an opportunity to engage in a dialogue about how strategic investments in international development and diplomacy and public-private*	**La Fonda:New Mexico Room**

AMERICAN OVERSIGHT

	partnerships advance our economic and security interests.	
3:30 p.m. to 5:00 p.m.	**Building Bridges to the Future: State Leadership on Infrastructure Investment** *In this roundtable, international executives will come together with governors to discuss best practices and tools to support states as the drivers of the future of U.S. infrastructure.*	**La Fonda: La Terraza Room**
6:00 p.m. to 8:00 p.m.	**A Celebration of Arts and Culture at Museum Hill** ***Open to all attendees*** *Transportation will be provided from the host hotels to Museum Hill or you may opt to use Uber or Lyft to make the two-mile trip. Attire is Southwest casual. A light sweater or jacket is recommended.*	**Museum Hill**

Friday, July 20		
9:00 a.m. to 10:00 a.m.	**Opening Plenary: Ahead of the Curve: Innovation Governors** *Governor Sandoval will close out his 2017-2018 NGA Chair's Initiative with a thought-leader conversation about technology transformation and how governors can prepare their states for the variety of changes.*	**Convention Center: Sweeney Ballroom C-F**
10:10 a.m. to 10:50 a.m.	**Plenary Session II: Racial Equity in the Workplace** *This fireside chat, featuring W.K. Kellogg Foundation CEO La June Montgomery Tabron explores the significant economic and social gains to be made by closing the racial equity gap in the U.S.*	**Convention Center: Sweeney Ballroom C-F**

AMERICAN OVERSIGHT

NV-DA-20-0615-A-004294

11:00 a.m. to 11:40 a.m.	**Plenary Session III: Women in Leadership: A View from the Top** *A dynamic panel of women CEOs discuss leadership, innovation, diversity and the workforce in a changing economy.*	**Convention Center: Sweeney Ballroom C-F**
11:50 a.m. to 12:50 p.m.	**Plenary Session IV:Economic Opportunity in the Great Outdoors** *This session will provide governors with an opportunity to discuss how their states are integrating outdoor recreation activities into their state-wide economic development strategies.*	**Convention Center: Sweeney Ballroom C-F**
12:50 p.m. to 1:50 p.m.	**Strategies for Unlocking Capital to Spur Entrepreneurship** ***By Invitation only*** *A conversation over lunch for governors and their staff around various strategies to unlock capital to promote innovation, entrepreneurship and small-business growth. Experts from venture capital, philanthropy and banking will provide insights and analysis on a range of issues related to this topic.*	**Convention Center: Sweeney Ballroom B**
12:50 p.m. to 1:50 p.m	**NGA Executive Committee and Center for Best Practices Board Meeting and Lunch** ***By Invitation only***	**Convention Center: Ohkay Owingeh (2nd Floor)**
12:50 p.m. to 1:50 p.m.	**Networking Lunch at Smart States Pavilion** ***Open to all attendees***	**Convention Center: Smart States Pavilion**
2:00 p.m. to 3:30 p.m.	**Plenary Session V:An Evolving Crisis: Combatting the Next Wave of Addiction** *The opioid crisis continues to evolve beyond prescription drugs. This session will offer insights into how officials at all levels of governments can combat the flow of opioids and other illicit drugs into the country and ensure appropriate treatment*	**Convention Center: Sweeney Ballroom C-F**

AMERICAN OVERSIGHT

	and recovery services in a rapidly changing environment.	
3:45 p.m. to 5:00 p.m.	**Governors Only Session**	**Eldorado: Grand Ballroom B**
5:00 p.m. to 6:00 p.m.	**RGA Reception**	**Drury Inn & Suites**
6:00 p.m. to 9:00 p.m.	**La Noche de Fuego** ***Open to all attendees*** *Transportation will be provided from the host hotels to La Noche en Fuego departing at 5:45 p.m. Attire is casual. Dinner will be served under a tent, with picnic-style seating for dessert and entertainment. Flat shoes and a light sweater or jacket are recommended.*	**Fort Marcy Park**
9:00 p.m. to 11:00 p.m.	**Purple Party – A Celebration of Friendship and Bipartisanship**	**Casa Espana**

Saturday, July 21		
8:30 a.m. to 10:00 a.m.	• **Governors Only Breakfast Session** • **Chiefs of Staff Only Breakfast Session** • **NGA Partner's Breakfast**	**Eldorado: Grand Ballroom B** **Governor's Residence** **Eldorado: Grand Ballroom A**
10:15 a.m. to 12:15 p.m.	**Plenary Session VI: Global Governors: Reaching the World from the Governor's Desk**	**Convention Center: Sweeney Ballroom C-F**

AMERICAN OVERSIGHT

	Governors will hear from foreign federal officials on the growing role of subnationals in the global arena, followed by an exchange of ideas between governors and their counterparts.	
12:15 p.m. to 1:30 p.m.	**Joint Lunch for Governors and Chiefs of Staff**	**Convention Center: Sweeney Ballroom B**
12:15 p.m. to 1:30 p.m.	**Networking Lunch at Smart States Pavilion** ***Open to all attendees***	**Convention Center: Smart States Pavilion**
1:30 p.m. to 2:15 p.m.	**Plenary Session VII: The Intersection Between the Arts and Commerce in the States** *Prominent artists and historians join governors to explore the importance of arts and history education to developing a vibrant creative economy.*	**Convention Center: Sweeney Ballroom C-F**
2:25 p.m. to 2:55 p.m.	**Plenary Session VIII: Robots, Education and Workforce: Transformers and Transformation** *Industry and education thought leaders will share new approaches to preparing the future workforce for the next economic transformation.*	**Convention Center: Sweeney Ballroom C-F**
3:00 p.m. to 3:15 p.m.	**Passing of the Gavel Ceremony** *This special ceremony will acknowledge outgoing Chair, Governor Brian Sandoval, and introduce Governor Steve Bullock as the incoming Chair.*	**Convention Center: Sweeney Ballroom C-F**
3:20 p.m. to 4:00 p.m.	**Closing Plenary: Good Jobs for All Americans** *Governor Bullock unveils his upcoming initiative as NGA Chair in a dynamic conversation with business leaders on the key role governors must play in addressing changes in technology, skills requirements,*	**Convention Center: Sweeney Ballroom C-F**

AMERICAN OVERSIGHT

NV-DA-20-0615-A-004297

	work relationships and demographics that threaten to leave many workers behind.	
4:10 p.m. to 4:45 p.m.	**NGA Partners Roundtable** ***By Invitation only***	**Convention Center: 2nd Floor**
5:30 p.m. to 6:30 p.m.	**VIP Reception for Governors, Spouses, Sponsors and Special Guests at the Governor's Residence** ***By Invitation only***	**Governor's Residence**
6:00 p.m. to 9:00 p.m.	**Showdown at Bonanza Creek Ranch** ***Open to all attendees*** *Transportation will be provided from the host hotels to Bonanza Creek Ranch departing at 6:00 p.m. Attire is casual or western. The town's streets are authentic (unpaved), so closed-toed shoes and a light sweater or jacket are recommended.*	**Bonanza Creek**

AMERICAN OVERSIGHT

NV-DA-20-0615-A-004298

Stephanie M. Klapstein

From: Jessica Reed <jessica@nevadadc.org>
Sent: Thursday, July 12, 2018 8:03 AM
To: Christina Davis
Cc: Pam Robinson; Katie Reynolds; Andrew Clinger; Tyler Klimas; Mike Willden; Mary-Sarah Kinner
Subject: NGA Summer Meeting Briefing Book
Attachments: PDF Summer Meeting Briefing Docs 7.12.18 .pdf

Hi Christina,

Attached, please find the Governor's briefing book for the NGA Summer Meeting. Remarks are formatted and inserted behind each corresponding briefing page. In Santa Fe, we will have a printed version of the briefing book and printed remarks. Please let us know if you have any questions.

Best,
Jessica

Jessica Reed| Executive/Policy Assistant
State of Nevada, Washington Office
P: (202) 624-5404 | M: (757) 771-0566
E: jessica@nevadadc.org

AMERICAN OVERSIGHT

NV-DA-20-0615-A-004299

2018 NGA SUMMER MEETING SCHEDULE

Tuesday, July 17		
	Arrive in Santa Fe	
Wednesday, July 18		
TENTATIVE	Meeting with Mr. Kentaro Sonoura, Adviser to Prime Minister of Japan	Mr. Sounoura would like to discuss the current status and future Japan-NV relations, including possible cooperation on the new gambling and casino laws in Japan.
Thursday, July 19		
8:00 - 8:30 AM *Eldorado* *Pinon Board Room* *(309 W San Francisco St)*	Day Ahead Briefing with Tyler, Pam, Jessica and Jarad	
8:30 - 9:30 AM *La Fonda* *Lumpkins Ballroom North* *(100 E San Francisco St)*	Great Eggspectations Networking Breakfast OPTIONAL	Invititation extended to Governors, Governors' staff and session participants.
9:30 - 9:45 AM	Open	
9:45 - 10:30 AM *La Fonda* *Lumpkins Ballroom North*	Rebuilding a Silk Road to Economic Development OPTIONAL	Panel featuring recent examples of U.S. Chinese collaboration on the state-level.
10:30 - 10:45 AM	Open	
10:45 -11:45 AM *La Fonda* *Lumpkins Ballroom North*	U.S.- China Economic Ties, Growth, Strategies and Investment Opportunities Panel OPTIONAL	High-level investors will discuss with governors and staff how to attract and retain Chinese investment.
11:45 AM - 12:00 PM	Open	
12:00 - 1:30 PM *La Fonda* *Lumpkins Ballroom South*	Around the World in 80 Plates: International Leadership Luncheon	Invitation extended to Governors, Governors' staff and session participants.
1:30 - 1:45 PM	Open	
1:45 - 3:15 PM *La Fonda* *Lumpkins Ballroom North*	Joining with Japan: Creating Partnerships from and Ocean Away	Japanese executives and governors will discuss the future of workforce development and investment partnerships.
3:15 - 3:30 PM	Open	
3:30 - 5:00 PM *La Fonda* *La Terraza Room*	Building Bridges to the Future: State Leadership on Infrastructure Investment	***You are participating in a roundtable discussion.*** Tyler will staff.
5:00 - 6:00 PM *La Fonda* *La Terraza*	VIP Reception Celebrating International Cooperation	Invitation extended to Governors, foreign delegations, NGA Partners, sponsors and invited guests.
6:00 - 8:00 PM *Museum Hill* *(710 Camino Lejo)*	A Celebration of Arts and Culture at Museum Hill	***You are giving opening remarks.*** Transportation will be provided from the hotel to Museum Hill. Attire is southwest casual and a light sweater or jacket is recommended.

AMERICAN OVERSIGHT

Friday, July 20		
7:30 - 8:00 AM *Santa Fe Convention Center* *Lamy Room* *(201 W Marcy St)*	Day Ahead Briefing with Tyler, Pam and Jessica	
8:00 - 8:15 AM	Open	
TENTATIVE 8:15 - 8:50 AM *Santa Fe Convention Center* *Green Room*	Meet and Greet with Waymo, CEO John Krafcik	
8:50 - 10:00 AM *Santa Fe Convention Center* *Sweeney Ballroom C-F*	Opening Plenary: Ahead of the Curve Innovation Governors	***You are gaveling in the meeting and giving welcoming remarks followed by a fireside chat with Waymo CEO, John Krafcik*** .
10:00 - 10:10 AM	Open	
10:10 - 10:50 AM *Santa Fe Convention Center* *Sweeney Ballroom C-F*	Plenary Session II: Racial Equity in the Workplace	Fireside chat featuring W.K. Kellogg Foundation CEO, La June Montgomery Tabron.
10:50 - 11:00 AM	Open	
11:00 - 11:40 AM *Santa Fe Convention Center* *Sweeney Ballroom C-F*	Plenary Session III: Women in Leadership A View from the Top	Panel moderated by Gov. Susana Martinez featuring, Gail Boudreaux, CEO, Anthem, Inc.; Barbara Humpton, CEO, Siemens USA; Pat Vincent-Collawn, CEO, PNM Resources
11:40 - 11:50 AM	Open	
11:50 AM - 12:50 PM *Santa Fe Convention Center* *Sweeney Ballroom C-F*	Plenary Session IV: Economic Opportunity in the Great Outdoors	This session will be led by Gov. John Hickenlooper. Speaker presentations featuring Jerry Stritzke, President and CEO, REI and Butch Whiting, CEO and Owner, Kryptek Outdoor Group
12:50 - 1:50 PM *Santa Fe Convention Center* *Tesuque (2nd Floor)*	NGA Executive Committee and Center for Best Practices Board Meeting and Lunch	***You are chairing the Executive Committee meeting which includes the CEO review.*** Tyler will staff.
1:50 - 2:00 PM	Open	
2:00 - 3:30 PM *Santa Fe Convention Center* *Sweeney Ballroom C-F*	Plenary Session V: An Evolving Crisis: Combatting the Next Wave of Addiction	This session will be led by Governors Mark Dayton and Kate Brown. The panel discussion features Deputy Director James Carroll, Office of National Drug Control Policy; Deputy Postmaster General Ronald A. Stroman, United States Postal Service; Fire Chief Jan Rader, City of Huntington, West Virginia - followed by remarks from First Lady Kathryn Helgaas Burgum.
3:30 - 3:45 PM	Travel to Eldorado	
3:45 - 5:00 PM *Eldorado* *Grand Ballroom B*	Governors Only Session Topic: Opportunity Zones	***You are kicking off the discussion on opportunity zones.*** Tyler will staff.
5:00 - 6:00 PM	Open	
6:00 - 9:00 PM *Fort Marcy Park* *(490 Bishops Lodge Rd)*	La Noche de Fuego	***You are giving opening remarks.*** Transportation will be provided from hotels departing at 5:45 PM. Attire is casual. Dinner will be served under a tent with picnic style for dessert and entertainment. Flat shoes and a light sweater or jacket are recommended.

AMERICAN OVERSIGHT

Saturday, July 21		
8:00 - 8:30 AM *Eldorado* *Pinon Board Room*	Day Ahead Briefing with Tyler, Pam and Jessica	
8:30 - 10:00 AM *Eldorado* *Grand Ballroom B*	Governors Only Breakfast Session Topic: School Safety and U.S. Supreme Court Decisions	NGA Executive Director, Scott Pattison will give a briefing on school safety during the first 15 min. ***You will then give opening remarks and introductions for the briefing and discussion on Supreme Court decisions.***
10:00 - 10:15 AM	Open	
10:15 AM - 12:15 PM *Santa Fe Convention Center* *Sweeney Ballroom C-F*	Plenary Session VI: Global Governors: Reaching the World from the Governor's Desk	***You are moderating a fireside chat discussion and Q&A portion with Shemara Wikramanayake, Macquarie. Then you will give introductory remarks for the international keynotes.*** Keynote presentation Annegret Kramp-Karrenbauer, General Secretary, Christian Democratic Party, Germany.
12:15 - 1:30 PM *Santa Fe Convention Center* *Sweeney Ballroom B*	Joint Lunch for Governors and Chiefs of Staff Topic: Transition	Pam will staff.
1:30 - 2:15 PM *Santa Fe Convention Center* *Sweeney Ballroom C-F*	Plenary Session VII: The Intersection Between the Arts and Commerce in the States	Governors Jay Inslee and Dennis Daugaard are leading this session. The session includes presentations from Gov. Susana Martinez, Sarah Trahern, CEO, Country Music Association and Dr. Edward L. Ayers, Tucker-Boatwright Professor of the Humanities and President Emeritus, University of Richmond.
2:15 - 2:25 PM	Open	
2:25 - 2:55 PM *Santa Fe Convention Center* *Sweeney Ballroom C-F*	Plenary Session VIII: Robots, Education and Workforce - Transformers and Tranformation	Governors Jay Inslee and Dennis Daugaard are leading this session. The session includes presentations from Rich Davey, Associate Director, Boston Consulting Group and Alan B. Krueger, Bendheim Professor of Economics and Public Affairs, Princeton University.
2:55 - 3:00 PM	Open	
3:00 - 3:15 PM *Santa Fe Convention Center* *Sweeney Ballroom C-F*	Passing of the Gavel Ceremony	***You are giving opening remarks and will pass the gavel to Gov. Bullock.***
3:15 - 3:20 PM	Open	
3:20 - 4:00 PM Santa Fe Convention Center Sweeney Ballroom C-F	Closing Plenary: Good Jobs for All Americans	This is Gov. Bullock's initiative kickoff.
4:00- 5:30 PM	Open	
5:30 - 6:30 PM *Governor's Residence* *(1 Mansion Drive)*	VIP Reception for Governors, Spouses, Sponsors and Special Guests at the Governor's Residence	***You are giving opening remarks.***
6:30 - 9:00 PM *Bonanza Creek* *(15 Bonanza Creek Ln)*	Showdown at Bonanza Creek Ranch	***You are giving opening remarks.*** Buses will depart the residence at 6:30 p.m. for the all-attendee event at Bonanza Creek. Attire is western or casual. The town's streets are authenic/unpaved so closed toe shoes and a light sweater or jacket are recommended.

AMERICAN OVERSIGHT



2018 SUMMER MEETING

JULY 19-21, 2018
Santa Fe, N.M.

AMERICAN OVERSIGHT

Table of Contents

Meeting with Mr. Kentaro Sonoura, Special Adviser to Japanese Prime Minister Abe 6

Thursday Sessions 8

Great Eggspectations Networking Breakfast 9

Rebuilding a Silk Road to Economic Development 10

PANEL: U.S.-China Economic Ties, Growth, Strategies and Investment Opportunities 11

Around the World in 80 Plates 13

Joining with Japan: Strengthening Partnerships from an Ocean Away 15

Building Bridges to the Future: State Leadership on Infrastructure Investment 19

A Celebration of Arts and Culture at Museum Hill 22

Friday Sessions 23

Opening Plenary: Ahead of the Curve: Innovation Governors 24

Plenary Session II: Racial Equity in the Workplace 26

Plenary Session III: Women in Leadership: A View from the Top 28

Plenary Session IV: Economic Opportunity in the Great Outdoors 31

Executive Committee and Center for Best Practices Board Meeting 33

Plenary V: An Evolving Crisis: Combatting the Next Wave of Addiction 34

Governors Only: Council of Governors and Opportunity Zones 37

La Noche de Fuego (The Night of Fire) 39

Saturday Sessions 40

Governors Only (Part 1): NGA's Cross Divisional Response on School Safety 41

Governors Only (Part 2): How the Supreme Court Term Will Impact the States: *Wayfair, Murphy* and Beyond 42

Plenary VI (Part 1): Best Practices: Infrastructure Funding 44

Plenary VI (Part 2): Subnational Leaders Idea Exchange 46

Governors and Chiefs of Staff Lunch and Business Session 48

Plenary VII: The Intersection Between the Arts and Commerce in the States 51

Plenary VIII: Robots, Education and Workforce: Transformers and Transformation 54

Closing Plenary: Good Jobs for All Americans 57

VIP Reception for Governors, Spouses, Sponsors and Special Guests at the Governor's Residence 58

Showdown at Bonanza Creek Ranch 59

2018 Summer Meeting Agenda 60

AMERICAN OVERSIGHT

NV-DA-20-0615-A-004304

Sidebar
Thursday, July 19
La Fonda

Meeting with Mr. Kentaro Sonoura, Special Adviser to Japanese Prime Minister Abe

Overview
Mr. Sonoura would like to discuss the current status and future of Japan-NV relations, including possibly a discussion of cooperation on the new gambling and casino laws in Japan.

Format
Informal sit-down meeting.

Media
This session is open to press.

Contact: Tyler Klimas, tyler@nevadadc.org, 702-612-4073

AMERICAN OVERSIGHT

Bio

Kentaro Sonoura
Special Adviser to the Prime Minister Abe



A native of Takamatsu, Kagawa, and a graduate of the University of Tokyo, Kentaro Sonoura was elected to the House of Representatives for the first time in the 2005 general election. In 2007, he served as deputy director of Youth Division of LDP. After being elected for a second term in 2012, he became the director of number committees including Foreign Affairs and Security.

In 2013, he became chief secretary of Special Committee for Promotion of Women's Vitality of LDP. In 2014, he served as the parliamentary vice-minister for Foreign Affairs. In December, he was elected for a third term. In October 2015, Sonoura became the director of the Committee on Budget for the House of Representatives. In 2016, he served as the State Minister for Foreign Affairs. As of August 2017, he is the advisor to the prime minister for National Security. In October 2017, he was elected for a fourth term.

AMERICAN OVERSIGHT

Thursday Sessions

AMERICAN OVERSIGHT

NV-DA-20-0615-A-004307

Great Eggspectations Networking Breakfast
Thursday, July 19
8:30 to 9:30 a.m.
La Fonda: Lumpkins Ballroom North

Great Eggspectations Networking Breakfast

Overview

In celebration of the diverse, internationally focused staff at governors' offices across the country, NGA Global will be hosting a breakfast for governors and their staff. Ambassadors from different countries will discuss how governors can better engage internationally. This will kick off the pre-conference day on international cooperation at the state level with delegations from all over the world.

Invitation was extended to Governors, Governors' staff and session participants.

Format

Informal buffet breakfast with networking.

Media

This session is open to press.

Contact: Abigail Hunter, (202) 624-5301 or ahunter@nga.org

AMERICAN OVERSIGHT

Rebuilding a Silk Road to Economic Development
Thursday, July 19
9:45 to 10:30 a.m.
La Fonda: Lumpkins Ballroom North

Rebuilding a Silk Road to Economic Development

Overview

Investors from China recognize the importance of subnational policy in their decisions. Governors, their economic development leaders and trade representatives across the country seek new and innovative ways to attract and retain Chinese investment. NGA hopes to bring these stakeholders together to discuss what policies can maintain and increase a sufficient level of Chinese investment.

In this panel, governors will pair with Chinese investors who have a presence in their state.

Format

- 9:45 a.m. Opening Remarks and Introductions
- 9:55 a.m. Panel
    - Ambassador Zhang, China Consul General
    - Governor TBD

Takeaway(s)

This session will provide governors the opportunity to hear from Chinese investors about the efforts they can directly take to increase investment in their states.

Media

This session is open to press.

Contact: Abigail Hunter, (202) 624-5301 or ahunter@nga.org

AMERICAN OVERSIGHT

Thursday, July 19

9:45 – 10:30am

Rebuilding a Silk Road to Economic Development

This panel discussion will feature recent examples of U.S. – Chinese collaboration at the state level.

- Governor and State signed a number of state-provincial MOUs a few years ago. None have led to any concrete results.

- Challenge is the Chinese economy/government system almost requires that US states have a trade representative in-country, which is cost prohibitive.

AMERICAN OVERSIGHT

PANEL: U.S.-China Economic Ties, Growth, Strategies and Investment Opportunities
Thursday, July 19
10:45 to 11:45 a.m.
La Fonda: Lumpkins Ballroom North

PANEL: U.S.-China Economic Ties, Growth, Strategies and Investment Opportunities

Overview

Partnerships with China are increasingly important to the economies and citizens of many states. These partnerships benefit both the companies investing in the state and to the state's citizens. In addition, the partnerships contribute to the economic development of both countries at the national level.

Format

- 10:45 a.m. — Keynote Remarks
  - Chen Siqing, Chairman, Bank of China
- 11 a.m. — Panel Discussion
  - Governor Gary Herbert, Utah
  - Qi Bin, Executive Vice President, China Investment Cooperation
  - Raymond Qiao, EVP of Bank of China.

Media

This session is open to press.

Takeaway(s)

By committing to partnerships with Chinese actors, governors play a crucial role in the economic development in their own states, China and the nation as a whole. The goal of the session is to increase understanding of the importance of these U.S.-China partnerships in promoting and advancing economic development.

Contact: Abigail Hunter, (202) 624-5301 or ahunter@nga.org

AMERICAN OVERSIGHT

Presenter Bio

Chen Siqing



Chen Siqing is vice chairman of the Board of Directors of the Bank since April 2014 and president of the Bank since February 2014. Chen joined the Bank in 1990 and served as executive vice president of the Bank from June 2008 to February 2014. Chen held various positions in the Bank from June 2000 to May 2008, including assistant general manager, vice general manager of the Fujian Branch, general manager of the Risk Management Department of the Head Office and general manager of the Guangdong Branch. Chen previously worked in the Hunan Branch of the Bank before he was seconded to the Hong Kong Branch of China and South Sea Bank Ltd. as assistant general manager.

Since December 2011, Chen has been serving as a non-executive director of BOCHK (Holdings) and chairman of the board of directors of BOC Aviation. Currently, Chen also serves as chairman of the board of directors of China Culture Industrial Investment Fund Co., Ltd., vice chairman of China Chamber of International Commerce and director of Trade Finance Committee of China Banking Association. Chen graduated from Hubei Institute of Finance and Economics in 1982. He obtained an MBA from Murdoch University, Australia, in 1999. He is a certified public accountant.

Qi Bin



Qi Bin is the Executive Vice President, China Investment Cooperation. After graduating from Tsinghua University in 1991, Qi, 48, obtained a M.A. from the University of Rochester and a M.B.A. from the University of Chicago. After a stint at Goldman Sachs and other investment banks from 1996 to 2000, before returning to China to worked at the China Securities Regulatory Commission starting in 2000, as one of the first batch of overseas educated "returnees" to work at the agency. He pushed the launch of the Shanghai-Hong Kong Stock Connect program and is behind many other initiatives to simplify H-share regulatory approval and A-share's inclusion in the MSCI index.

Raymon Qiao, EVP of Bank of China

AMERICAN OVERSIGHT

Thursday, July 19
10:45 – 11:45am

U.S. – China Economic Ties, Growth, Strategies and Investment Opportunities

High-level investors will discuss with governors, or their key staff, what is needed from the states to attract and retain Chinese investment during a panel discussion.

- Significant Chinese interest in investing in real estate in Nevada.

- Interests are expanding into established businesses, energy, consumer electronics, manufacturing.

- Significant Chinese presence at CES in Las Vegas each year. In 2017, Chinese companies made up 30% of over 4,000 exhibitors at CES in Las Vegas.

- Silver Springs water pipeline. Potential for foreign investment. Still in early stages. https://lyon-county.org/AgendaCenter/ViewFile/Agenda/_06082017-201

AMERICAN OVERSIGHT

Around the World in 80 Plates
Thursday, July 19
Noon to 1:30 p.m.
La Fonda: Lumpkins Ballroom South
Invitation Extended to Governor and Governors' Staff

Around the World in 80 Plates

Overview

While the challenges of reaching agreements through engagements often occupy the international stage, food can serve as a tool to cross cultural differences. This soft power leads to a new sort of cultural diplomacy that promotes the sharing of values, traditions and worldviews.

NGA welcomes participants to come together for a lunch hosted by the Culinary Diplomacy Project. American chef Patrick Gharrity will create a meal that shares American culture and values with diplomats and governors from around the world.

Format

- Noon — Opening Remarks
  - Chef Patrick Gharrity
- 12:10 p.m. — Food Demo
- 12:25 p.m. — Lunch will be served

Takeaway(s)

Attendees will have the opportunity to enjoy the cross-cultural experience of sharing a meal together.

Media

This session is closed to press.

Contact: Abigail Hunter, (202) 624-5301 or ahunter@nga.org

AMERICAN OVERSIGHT

Presenter Bio

Patrick Gharrity



AMERICAN OVERSIGHT

NV-DA-20-0615-A-004315

Joining with Japan: Strengthening Partnerships from an Ocean Away
Thursday, July 19
1:45 to 3:15 p.m.
La Fonda: Lumpkins Ballroom North

Joining with Japan: Strengthening Partnerships from an Ocean Away

Overview

Japanese investment serves as a driving force in many states' economies. Governors must seek new ways to adapt local economies to the changing conditions of the global economy. Among these solutions, building on the U.S.-Japanese partnership can create more economic opportunities for the citizens of both countries.

NGA will bring stakeholders together to discuss two major topics: How does workforce development policy help investment promotion and attraction; and what is the future of investment and affiliated challenges for Japanese companies looking to expand in the states? The Japan External Trade Organization (JETRO) will lead a discussion with senior executives representing Japanese manufacturing companies and U.S. governors, under the auspices of the Japanese government.

Format

- 1:45 p.m. — Welcome Remarks
  - Yasushi Akahoshi, President, Japan Trade External Organization (JETRO)
  - Kentaro Sonoura, Advisor to Prime Minister Abe
  - Shinsuke J. Sugiyama, Ambassador Extraordinary and Plenipotentiary of Japan to the United States of America
  - Shinji Hirai, Governor of Tottori
- 2 p.m. — Discussion
  - Ralph Inforzato, Chief Executive Director, Chicago Office, JETRO (moderator)
  - John Nunneley, Senior Vice President, Design Engineering; and General Manager, Farmington Hills Hitachi Automotive Systems
  - David B. Calabrese, Senior Vice President, Government Affairs; and Deputy General Manager, Washington, D.C. Office, Daikin U.S. Corporation
  - Governor Matt Bevin, Kentucky
  - Governor John Hickenlooper, Colorado (To Be Confirmed)

Takeaway(s)

Japanese leaders in trade and investment have important knowledge of the challenges and strategies of investment in the states. Governors will have the chance to discuss and learn best strategies for attracting new investment in their states.

Media

This session is closed to press.

Contact: Abigail Hunter, (202) 624-5301 or ahunter@nga.org

AMERICAN OVERSIGHT

Presenter Bios

Yasushi Akahoshi



Yasushi Akahoshi became president of JETRO on Oct. 1, 2015.

He most recently served as Minister of the Embassy of Japan in the United States of America for four years (2011-2015), where he oversaw diplomatic issues related to economy, trade, industry and energy.

Akahoshi began his government service at the Ministry of International Trade and Industry (MITI, later METI after 2001) in 1987. His career spans a wide range of public policy positions focused on international political-economy affairs, including those involving WTO and FTA issues, as well as several principal posts at the Agency for Natural Resources and Energy. He was also stationed at JETRO Singapore Centre as Regional Representative of METI for Asia (2004-2007).

Akahoshi is a graduate of The University of Tokyo where he received his LL.B. He also attended the International Career Associates Program at the School of International Relations and Pacific Studies (IR/PS) of the University of California, San Diego.

He is married and has two sons.

Kentaro Sonoura



A native of Takamatsu, Kagawa, and a graduate of the University of Tokyo, Kentaro Sonoura was elected to the House of Representatives for the first time in the 2005 general election. In 2007, he served as deputy director of Youth Division of LDP. After being elected for a second term in 2012, he became the director of number committees including Foreign Affairs and Security.

In 2013, he became chief secretary of Special Committee for Promotion of Women's Vitality of LDP. In 2014, he served as the parliamentary vice-minister for Foreign Affairs. In December, he was elected for a third term. In October 2015, Sonoura became the director of the Committee on Budget for the House of Representatives. In 2016, he served as the State Minister for Foreign Affairs. As of August 2017, he is the advisor to the prime minister for National Security. In October 2017, he was elected for a fourth term.

AMERICAN OVERSIGHT

Shinji Hirai



Governor Hirai was born in Kanda, Tokyo. He was first elected in 2007. He graduated from the University of Tokyo with the B.L. degree in 1984 and joined the Ministry of Home Affairs upon graduation.

There, he worked in prefectures including Hyogo, Fukui and Tottori.

As governor of the Tottori Prefecture, which has the lowest population in Japan, the governor's positive strategy is, "We can win even if we're small." The prefecture has a lot that could be promoted more worldwide for tourism, such as its beautiful nature, traditional Japanese culture and anime.

Daiki Nakajima



Daiki Nakajima is currently Project Manager for JETRO (Japan External Trade Organization) specializing in promoting bilateral investments between US and Japan. His role on the team requires following the market in various industries spanning from health care, energy, IT, agriculture and many more, both in the U.S. and Japan while assisting global expansion strategies for the target industry clients. Daiki also has roles at JETRO as the Japan Desk for the State of Massachusetts, based on the MOU between JETRO and the State, as well as bilateral government relations between US and Japan.

AMERICAN OVERSIGHT

Ralph A. Inforzato



In August 2017, Ralph Inforzato was appointed chief executive director of JETRO Chicago. In his position, he will oversee JETRO Chicago's activities designed to facilitate trade and investment between Japan and 12 Midwestern states served by JETRO Chicago.

Prior to his new position, Inforzato served as Executive Director, Business Development for JETRO Chicago. In this position he worked to implement JETRO's team-based projects to directly engage in assisting US business expansion to Japan. He initiated in-bound and out-bound technology collaboration for US & Japanese small and medium sized companies, which resulted in numerous business agreements. He also sustained the relationships that JETRO Chicago has with business, state government and university leaders.

For the last 33 years, Inforzato has been involved in significant JETRO related business development projects: Japan–U.S. Biotechnology Initiative (2002–2010), which has sent more than 500 representatives from North American life sciences companies, universities and research institutes to Japan, enabling them to initiate research collaboration and business development in the Japanese biotechnology and pharmaceutical communities. He is directly involved in the teams that implement JETRO's Japan service robotics business development projects and JETRO's Monozukuri program, a series of seminars focused on Japanese manufacturing philosophies for engineers in North American technology companies.

John Nunneley



John Nunneley is the general manager of Farmington Hills Office and senior vice president of Design Engineering for Hitachi Automotive Systems Americas, Inc. Nunneley has spent more than four years with Hitachi Automotive Systems in Japan and returned in 2016. While in Japan, Nunneley was deputy general manager of the Brake System Design Group and the Electronic Control Unit. Before going to Japan, he worked in the design engineering group for Hitachi Automotive Systems in Michigan from 1995 to 2011 on projects ranging from electronic throttle body to engine control units to HEV inverters.

David B. Calabrese



David B. Calabrese is the senior vice president for Government Affairs and deputy general manager of the Washington, D.C., office with Daikin U.S. Corporation. Daikin U.S. Corporation is a subsidiary of Daikin Industries, Ltd., the world's largest air conditioning equipment manufacturer. The Daikin Group in the United States also includes Daikin Applied Americas, Goodman Manufacturing Company, AAF-Flanders and Daikin America. In this role, Calabrese is responsible for the managing the organization's government affairs activities in North America with regard to federal regulatory, legislative and state activity in addition to standards.

Previously to his role at Daikin, Calabrese was the general counsel and senior vice president of Public Policy for the Air-Conditioning, Heating and Refrigeration Institute (AHRI). He also served as the Vice President of Government Relations for the Association of Home Appliance Manufacturers (AHAM) and was an attorney with the law firm Dewey Ballantine LLP practicing general corporate and international trade law. Calabrese earned his law degree from the George Washington University's School of Law and his master's degree in International Economics from the George Washington University's Elliott School of International Affairs.

AMERICAN OVERSIGHT

Thursday, July 19
1:45 – 3:15pm

Joining with Japan: Creating Partnerships from an Ocean Away

Japanese executives and governors will come together to discuss the future of workforce development and investment partnerships between our two countries

- GOED is working with JETRO (Japan External Trade Organization) to explore opportunities for trade. Will discuss and highlight Nevada Global.

- Governor Sandoval is planning to meet with the Japan National Governors Association at the end of August in Tokyo.

- This would be a great opportunity for Governor to highlight his efforts and successes around workforce development. (OWINN)

- The Office of Workforce Innovation helps drive a skilled, diverse, and aligned workforce in the state of Nevada by promoting cooperation and collaboration among all entities focused on workforce development.

- OWINN will partner with GOED's Nevada Global to assist international companies locating in Nevada with attaining and developing their required workforces.

AMERICAN OVERSIGHT

Building Bridges to the Future: State Leadership on Infrastructure Investment
Thursday, July 19
3:30 to 5 p.m.
La Fonda: La Terraza Room

Building Bridges to the Future: State Leadership on Infrastructure Investment

Overview

Infrastructure investment is critical to states' economies, environments and living standards. Governors play a vital role in shaping policy to strengthen states' infrastructure systems. NGA hopes to open a dialogue between international investors and governors on how to solve the U.S. infrastructure deficit. Private sector leaders will share best practices in transportation, energy and water infrastructures, as well as their possible financing models. Governors will present better avenues into the states.

****You are participating in the roundtable discussion.**

Format

- 3:30 p.m. — Opening Remarks
  - Jon Phillips, Director, Corporate Affairs, Global Infrastructure Investors Association
- 3:45 p.m. — Discussion
  - Mark Romoff, President and CEO, Canadian Council for PPPs
  - Fahad Al Hussain, CEO, TAQNIA International
  - James Wilmott, Morgan Stanley
  - Executive, PGGM (To Be Confirmed)
  - Executive, IFM (To Be Confirmed)
  - Andy Rose, CEO, Global Infrastructure Investors Association

Takeaway(s)

As the future of infrastructure buildout is increasingly falling to state actors, this session is designed to equip governors with creative alternatives to solve their states' infrastructure deficit.

Media

This session is closed to press.

Contact: Abigail Hunter, (202) 624-5301 or ahunter@nga.org

AMERICAN OVERSIGHT

Presenter Bios

Jon Phillips



Jon joined GIIA as the director of corporate affairs in September 2016 with a brief to develop and implement its communications strategy and to extend its membership base. Between 2005 and 2016, he was communications director for the Nuclear Decommissioning Authority, a UK government agency established to run the £3 billion a year nuclear clean-up program. Prior to that, Phillips spent 12 years at airport operator BAA Heathrow, which included leading on communications for the £4.2 billion T5 project during its planning and construction phases.

Mark Romoff



Mark Romoff is president and CEO of The Canadian Council for Public-Private Partnerships (CCPPP). Established in 1993, CCPPP's mission is to promote innovative approaches to infrastructure development and service delivery through public-private partnerships with all levels of government.

Previously, Romoff was founding president and CEO of the Ontario Centres of Excellence, Canada's leading innovation, technology commercialization and entrepreneurship development organization. Over his 25-year career with the government of Canada, Romoff served as executive director in the Department of Industry and as a senior diplomat in the Department of Foreign Affairs and International Trade, serving in Nigeria, Mexico, Malaysia, Japan and the United States.

He is a member of the board of directors of the Central Canadian Public Television Association (PBS-WNED), the Empire Club of Canada, the i-CANADA Governors Council; the World Economic Forum "Strategic Infrastructure Initiative" Advisory Committee and is vice chair of the United Nations Economic Commission for Europe Team of Specialists on Public-Private Partnerships Governing Council.

He earned a Bachelor of Science from McGill University, a master's in applied science from the University of Waterloo and is a graduate of the Harvard University Kennedy School of Government Senior Executives Program and the Directors Education Program of the Canadian Institute of Corporate Directors and holds the ICD.D (Certified Director) designation. Romoff is also a recipient of the 2012 Queen Elizabeth II Diamond Jubilee Medal.

AMERICAN OVERSIGHT

Fahad Al Hussain



Fahaad Alhussain is currently the CEO of TAQNIA International Company, a U.S.-based company with offices on both the east and west coasts. Before that, he was the CEO of TAQNIA Holding, the Saudi company for technological development and investment intended to be the arm of the Saudi government that will diversify the Saudi economy into knowledge-based industries. During his long career, he led the biggest merger in Saudi Arabia's internet service provider (ISP) industry: Alamialiah, Naseej and Alfasliah formed ISP AWALNET, which became the largest ISP in the Kingdom and eventually acquired by the largest telecomm provider in the region (STC).

He then went on to lead International System Engineering (ISE), an IT service company, and managed to turn it around in both revenue and size in less than two years to become a major IT service player for the government and defense sector.

Fahad is a well-known figure in the IT and telecommunication industry in Saudi Arabia and sits on the boards of several companies, including BADIR ICT. He is also chairman of Riyadh Chamber of Commerce ICT committee and serves as a consultant to many government and private organizations.

Andy Rose



Andy Rose is the inaugural chief executive of GIIA, having been appointed in April 2016. Prior to joining GIIA, he held several senior positions in both the public and private sectors in the UK. He previously ran the Homes & Communities Agency, the country's housing and regeneration agency, and has also been chief executive of Infrastructure UK in HM Treasury. Andy spent 17 years at Canadian Imperial Bank of Commerce, where he was managing director of investment banking with responsibility for the European infrastructure business. He was also a partner of AgFe, a leading debt advisory firm based in London.

James Wilmott



Jim Wilmott is a managing director and chairman of Europe for Morgan Stanley Infrastructure Partners ("MSIP"). A 29-year veteran of Morgan Stanley, Wilmott has been investing in principal transactions since 1996 across a range of asset classes and geographies. Since joining MSIP, he has taken significant roles in numerous transactions, including leading a Fund I consortium in acquiring Eversholt Rail Group. Wilmott also serves on the board of Chicago Parking Meters ("CPM") and served on the boards of Eversholt and Affinity prior to their sales.

Prior to joining MSIP, Wilmott was responsible for establishing Morgan Stanley's Principal Investing business in Europe, a special situations, on-balance sheet investment platform. Prior to this, he was Deputy Head of the Principal Investment Department that oversaw Princes Gate Investors, a series of global special situations equity funds that focused on growth and bridge equity, minority investments and structured equity investments. In this role, he spent over six years originating, structuring, managing and exiting investments across a wide variety of sectors and regions. Jim was also a founding member of the Morgan Stanley Bridge Fund, where he originated and managed high-yield bridge loans for four institutional investors, including Morgan Stanley.

AMERICAN OVERSIGHT

VIP Social Event
Thursday, July 19
5:00 – 6:00 p.m.
La Fonda: La Terraza
By Invitation Only

VIP Reception for Governors, Spouses, Foreign Delegations, Sponsors, NGA Partners and Special Guests

Overview

Governors, spouses, foreign delegations, NGA Partners, summer meeting sponsors and other invited guests are invited to join for a VIP cocktail reception to celebrate international cooperation.

Format

This reception will feature light hors d'oeuvres along with refreshments.

Media

This event is closed to press.

Contact: Bob Masciarelli, (202) 624-5355 or bmasciarelli@nga.org

AMERICAN OVERSIGHT

Social Event: A Celebration of Arts and Culture at Museum Hill
Thursday, July 19
6 to 8 p.m.
Museum Hill

A Celebration of Arts and Culture at Museum Hill

Overview

During this opening reception on the Museum Hill plaza, governors, their spouses, sponsors, partners, other meeting attendees and invited guests will experience a sampling of the prestigious Santa Fe Indian Market, the Spanish Market and the International Folk Art Market. In addition, two world-class museums, the Museum of International Folk Art and the Museum of Indian Arts and Culture, will be open to explore. This event will also showcase Native American and Southwestern cuisine and traditional dances from the Acoma, Jemez, Poaque and Zuni pueblos.

****You are giving opening remarks.**

Format

Note: There will be a private patio designated for governors, spouses and sponsors open throughout the event.

- Museums open to guests
    - Museum of Indian Arts and Culture, Museum of International Folk Art

- Art exhibits, demonstrations and sales
    - Southwestern Association for Indian Arts, International Folk Art Market, Museum of Spanish Colonial Arts
    - 10 artists representing each of the three different Santa Fe art markets
    - International artists: Africa (jeweler), Thailand (jeweler), Africa (indigo clothing), Ecuador (panama hats), Thailand (embellished clothing), India (scarves and clothing), Kyrgyzstan (felt and silk scarves), Swaziland (telephone wire baskets)

- Entertainment
    - Jemez Black Eagle and Dance Group (Buffalo and Deer Dances), Zuni Olla Maidens, Poaque Hoop Dancers, Acoma Rain Dancers

- Food and beverage
    - Food stations featuring Native American and New Mexican cuisine
    - Paleta wagon featuring fruit and cream paletas
    - Tasting booth featuring New Mexico Beekeepers Association products

Transportation

Governors may arrive by private vehicle; secured parking will be available. The venue address is 710-708 Camino Lejo, Santa Fe, N.M. All other attendees should utilize the shuttle service provided from all host hotels between the hours of 5:30 p.m. and 8:15 p.m.

Dress

Dress for this event is “Southwest casual.” Please note that this event will take place both indoors and outdoors. Closed-toe shoes and a light sweater or jacket are recommended.

Media

This event is closed to press.

Contact: Bob Masciarelli, (202) 624-5355 or bmasciarelli@nga.org

AMERICAN OVERSIGHT

Museum Hill

Thursday, July 19, 6-8 p.m.

Governor Sandoval

[OPEN WITH SANDOVAL]

WELCOME, EVERYONE, TO THE MISSION HILL MUSEUM. I HAD A GREAT FIRST DAY OF THE SUMMER MEETING AND I HOPE YOU ALL DID AS WELL.

AFTER A FULFILLING DAY, I'M GLAD WE HAVE THIS OPPORTUNITY TO RELAX AND ENJOY EACH OTHER'S COMPANY.

AS I LOOK AROUND THE MUSEUM, I REMEMBER THE SPIRIT OF THE WILD WEST. THE PIONEERS' FEARLESS ATTITUDE ABOUT ENTERING NEW FRONTIERS PROPELLED AMERICA INTO YEARS OF PROSPERITY.

AMERICAN OVERSIGHT

JUST LIKE OUR FOREBEARERS, WE ARE ENTERING A NEW FRONTIER, A FUTURE MARKED BOTH BY NEW INNOVATIONS AND NEW CHALLENGES.

AS GOVERNORS, OUR ROLE IS TO PREPARE OUR STATES FOR THE FUTURE, WHATEVER IT MIGHT HOLD.

I LOOK FORWARD TO SPEAKING WITH MANY OF YOU TONIGHT.

THANKS AGAIN AND ENJOY THE EVENING. I WOULD NOW LIKE TO INVITE GOVERNOR BULLOCK TO SAY A FEW WORDS.

AMERICAN OVERSIGHT

Friday Sessions

AMERICAN OVERSIGHT

NV-DA-20-0615-A-004328

Opening Plenary: Ahead of the Curve: Innovation Governors
Friday, July 20
8:50 to 10 a.m.
Convention Center: Sweeney Ballroom C-F

Opening Plenary: Ahead of the Curve: Innovation Governors

Overview

Governor Sandoval will formally open the Summer Meeting, welcome all participants to New Mexico and preside over the presentation of colors and the singing of our national anthem. Governor Susana Martinez of New Mexico will also offer opening remarks.

The session will then transition to an update for governors on the success of his initiative, *Ahead of the Curve: Innovation Governors.* Governor Sandoval will focus on his work in energy and transportation, as well as future technological trends of which governors should be aware.

Following Governor Sandoval's remarks on his initiative, he will invite John Krafcik, CEO of Waymo, Inc., a company under the Alphabet/Google umbrella focused on autonomous vehicles, for a fireside chat-style conversation, followed by an opportunity for governors to engage in the dialogue.

**** You are gaveling in the meeting, giving opening remarks, and moderating a discussion with the CEO of Waymo.**

Format

- 8:50 a.m. — Presentation of Colors and Singing of National Anthem
- 9 a.m. — Opening remarks
  - Governor Brian Sandoval, Nevada, Moderator
  - Governor Susana Martinez, New Mexico
- 9:15 a.m. — Discussion with John Krafcik, CEO, Waymo
- 10 a.m. — Adjourn

Takeaway(s)

This opening session will open the Summer Meeting. give attendees an update on the progress made on last year's initiative and look to the future of technology with autonomous vehicles.

Media

This session is open to press.

Contacts: Sue Gander, (202) 624-7740 or sgander@nga.org
Garrett Eucalitto, (202) 624-3628 or geucalitto@nga.org
Dan Lauf, (202) 624-5427) or dlauf@nga.org

AMERICAN OVERSIGHT

Presenter Bio

John Krafcik



John Krafcik serves as CEO at Waymo. He served as self-driving car chief executive at Alphabet Inc. (alternate name Google Inc). since Sept. 30, 2015. Krafcik served as the president of TrueCar, Inc. from April 2014 to September 15, 2015 and served as its principal operating officer until Sept. 15, 2015. Krafcik served as the CEO and president of Hyundai Motor America, Inc. until Dec. 31, 2013.

Krafcik served as an acting CEO and acting president of Hyundai Motor America, Inc. starting in November 2008 and was responsible for implementation of strategic direction and management of operations. He served as vice president of Strategic Planning & Product Planning at Hyundai Motor America, Inc. from April 2004 to November 2008. He joined Hyundai from Ford Motor Company, where he worked for 14 years and held positions as chief engineer of Truck Chassis Engineering and chief engineer of Large and Premium Utility Vehicles. Before joining Ford Motor Company, Krafcik was the first American engineer hired by the GM and Toyota joint-venture partnership NUMMI and later became an industry expert on lean production while at MIT. He formed his own management consulting business and was a major contributor to The Machine That Changed the World. While at Ford, Krafcik held several key product development and planning positions on SUVs, trucks and commercial vehicles. From 1998 to 2002, he served as chief engineer for Large and Premium Vehicles, which included the Ford Expedition and Lincoln Navigator. He has experience in automobile manufacturing. He oversaw Ford's light truck chassis systems and helped launch the Ford F-150 pickup truck. He has been a director of TrueCar, Inc. since February 2014. Krafcik holds a Bachelor of Science degree in mechanical engineering from Stanford University and a Master of Science degree in management from the MIT Sloan School of Management.

AMERICAN OVERSIGHT

NV-DA-20-0615-A-004330

Opening Plenary

Friday, July 20, 9-10 a.m.

Governor Sandoval

[SANDOVAL OPENS]

GOOD MORNING GOVERNORS, DISTINGUISHED INTERNATIONAL VISITORS AND GUESTS FROM BUSINESS, INDUSTRY, ACADEMIA, THE FEDERAL GOVERNMENT, PHILANTHROPIES AND CIVIL SOCIETY.

WELCOME TO THE 2018 SUMMER MEETING OF THE NATION'S GOVERNORS IN BEAUTIFUL SANTA FE, NEW MEXICO!

[INSERT FOR PRESENTATION OF FLAG AND SINGING OF ANTHEM]

AMERICAN OVERSIGHT

I AM PLEASED TO ONCE AGAIN COME TOGETHER WITH MY COLLEAGUES TO LEARN ABOUT THE KEY ISSUES OF THE DAY, LIKE HOW TO PREPARE OUR WORKFORCE FOR INCREASING AUTOMATION, HOW TO CONTINUE TO GROW OUR ECONOMIES AND WHAT IT MEANS TO BE A GOVERNOR IN AN INCREASINGLY GLOBAL WORLD.

WE HAVE A SPECIAL SESSION ON WOMEN IN LEADERSHIP WHERE WE WILL HEAR FROM LEADING CEOS. WE WILL SHARE IDEAS ON HOW TO TACKLE TOUGH CHALLENGES SUCH AS THE PERSISTENT OPIOID CRISIS. AND WE WILL DISCUSS HOW, TOGETHER, WE CAN DEVELOP BI-PARTISAN APPROACHES TO IMPROVE THE LIVES OF ALL AMERICANS.

THANK YOU, GOVERNOR SUSANA MARTINEZ AND FIRST GENTLEMAN CHUCK FRANCO, FOR BEING WONDERFUL HOSTS AND SHOWING US A FANTASTIC TIME HERE IN THE LAND OF ENCHANTMENT.

AMERICAN OVERSIGHT

WE ARE LOOKING FORWARD TO SEVERAL EXCELLENT SOCIAL EVENTS TO COMPLEMENT OUR BUSINESS SESSIONS. GOVERNOR MARTINEZ, CAN YOU PLEASE SHARE WITH US YOUR WELCOMING REMARKS.

[TRANSITION TO SUSANA MARTINEZ]

[TRANSITION BACK TO SANDOVAL AND CHAIR'S INITIATIVE]

THANK YOU, GOVERNOR MARTINEZ, FOR YOUR HOSPITALITY AND ALL THE WORK YOU DO FOR THE PEOPLE OF NEW MEXICO.

I AM EXCITED TO KICK OFF OUR MEETING WITH A SESSION DEDICATED TO THE THEME OF MY CHAIR'S INITIATIVE: *AHEAD OF THE CURVE: INNOVATION GOVERNORS.*

I LOOK FORWARD TO ENGAGING ALL OF YOU IN A DISCUSSION OF HOW WE AS GOVERNORS CAN PREPARE OUR STATES FOR THE INCREDIBLE TECHNOLOGY THAT IS TRANSFORMING OUR TRANSPORTATION AND ENERGY SECTORS AND SO MANY OTHER ASPECTS OF OUR DAILY LIVES.

AMERICAN OVERSIGHT

IT HAS BEEN MY HONOR TO SERVE AS NGA CHAIR THIS PAST YEAR AND EXPLORE WITH YOU THE TOPIC OF TECHNOLOGY INNOVATION.

I STAND HERE TODAY CONFIDENT THAT THE FOURTH INDUSTRIAL REVOLUTION IS TRULY UPON US.

AND, THANKS TO YOUR ENGAGEMENT AND YOUR STAFF'S PARTICIPATION, WE ARE ALL MUCH BETTER PREPARED TO TACKLE THE MANY POLICY, WORKFORCE, COMMUNICATIONS, CYBER AND OTHER CHALLENGES THAT GO ALONG WITH OUR MOVE TO A MORE CONNECTED, DIGITAL WORLD.

AS I PROMISED AT THE NGA SUMMER MEETING IN PROVIDENCE LAST YEAR, WE ARE WELL ON OUR WAY TO BECOMING "INNOVATION GOVERNORS" AND STAYING AHEAD OF THE CURVE.

I'D LIKE TO SHARE WITH YOU A FEW HIGHLIGHTS OF THE PAST YEAR AND HOW NGA WILL CONTINUE TO ENGAGE STATES IN THE FUTURE.

AMERICAN OVERSIGHT

WE'VE CAPTURED A FEW SPECIAL SCENES IN THE PLACEMAT YOU SEE BEFORE YOU. YOU'LL SEE THERE, THE LIST OF SPONSORS THAT HAVE PROVIDED INVALUABLE SUPPORT TO BOLSTER OUR EFFORTS. [NGA WILL HAVE PLACEMATS IN FRONT OF EACH OF THE GOVERNORS WITH THE "ABOUT THE INITIATIVE" SIDE SHOWING.]

WE BEGAN THE INITIATIVE IN RENO, NEVADA, WHERE WE GATHERED TO MAP OUT THE INITIATIVE AND TOUR THE STATE-OF-THE-ART SWITCH DATA CENTER, JUST AROUND THE CORNER FROM THE TESLA GIGA-FACTORY, HOME TO THE WORLD'S LARGEST PRODUCER OF LITHIUM-ION BATTERIES.

WHO COULD FORGET WHEN WE LAUNCHED THE INITIATIVE LAST JULY WITH A THOUGHT-PROVOKING DISCUSSION WITH TESLA CEO ELON MUSK AND A DRONE-DELIVERED GAVEL?

AMERICAN OVERSIGHT

WE THEN DOUBLED DOWN ON EXPLORING ENERGY INNOVATION THROUGH AN ENERGY INNOVATION SUMMIT HOSTED BY GOVERNOR HICKENLOOPER IN DENVER, THAT EXAMINED HOW SMART GRID TECHNOLOGIES, DISTRIBUTED GENERATION, ENERGY STORAGE, SENSORS FOR COAL AND NATURAL GAS OPERATIONS AND OTHER TECHNOLOGIES ARE CREATING AN ELECTRICITY SYSTEM THAT IS SAFER, MORE EFFICIENT, CLEANER AND MORE RESILIENT.

WE SAW THE LATEST TECHNOLOGIES IN ACTION AT THE SOLAR DECATHLON – IN NET-ZERO-ENERGY-USE HOUSES, BUILT BY COLLEGE STUDENTS NO LESS.

WE GATHERED AGAIN IN LAS VEGAS, NEVADA, FOR A TRANSPORTATION INNOVATION SUMMIT, WHERE WE WERE HOSTED BY THE CONSUMER TECHNOLOGY ASSOCIATION AT CES, THE WORLD'S LARGEST TECHNOLOGY SHOWCASE AND HEARD FROM THOUGHT-LEADERS ABOUT THE INCREDIBLE ADVANCEMENTS IN AUTONOMOUS VEHICLES, ELECTRIC VEHICLES, RIDE SHARING AND DRONES.

AMERICAN OVERSIGHT

WE TOOK RIDES IN AN AUTONOMOUS SHUTTLE AND IT WAS MY PLEASURE TO BE JOINED AT CES BY GOVERNOR BULLOCK AND GOVERNOR SNYDER TO HIGHLIGHT HOW STATES ARE TRULY THE LABORATORIES OF INNOVATION.

AT OUR NGA 2018 WINTER MEETING, I WAS THRILLED TO HAVE IBM CEO GINNI ROMETTY JOIN ME TO DISCUSS INNOVATION IN COMPUTATION AND STRATEGIES TO PREPARE THE WORKFORCE AND TO GIVE US ALL THE "BLOCKCHAIN FOR DUMMIES" LESSON WE'VE BEEN TOO AFRAID TO REQUEST.

IN TOTAL, WE ENGAGED OVER 150 OFFICIALS FROM A TOTAL OF 39 STATES AND HELPED THEM DEVELOP IDEAS FOR KEY ACTIONS TO IMPLEMENT BACK HOME.

WE ALSO ENGAGED ADDITIONAL THOUGHT-LEADERS AS PART OF AN AHEAD-OF-THE-CURVE PODCAST. I HOPE YOU WILL ALL GIVE IT A LISTEN ON YOUR TRAVELS BACK HOME.

AMERICAN OVERSIGHT

LAST BUT NOT LEAST, WE HELD A SPECIAL ROUNDTABLE AT DELOITTE'S INNOVATION GREENHOUSE IN SAN JOSE, TO GATHER INPUT ON A GROUNDBREAKING SET OF STATE INNOVATION ROADMAPS THAT I AM PLEASED TO PRESENT TO YOU TODAY.

IF YOU FLIP YOUR PLACEMATS TO THE OTHER SIDE, [PAUSE TO FLIP PLACEMATS] YOU WILL SEE A SNAPSHOT OF THOSE ROADMAPS—ONE COVERS TRANSPORTATION INNOVATION AND ONE COVERS ENERGY INNOVATION.

WE HAVE PRINTED COPIES OF EACH FOR YOU AS WELL, AND WE HOPE YOU WILL FIND THEM USEFUL TOOLS THAT PROVIDE YOU WITH A MENU OF OPTIONS TO DEVELOP YOUR OWN INNOVATION STRATEGIES.

[SMARTER STATES LAUNCH]

AMERICAN OVERSIGHT

WHILE MY INITIATIVE IS FORMALLY COMING TO AN END, WE KNOW THAT STATES CONTINUE TO SEEK WAYS TO TAKE ADVANTAGE OF NEW TECHNOLOGIES.

I AM PLEASED TO ANNOUNCE THAT TODAY, AS A LEGACY TO AHEAD OF THE CURVE, THE NATIONAL GOVERNORS ASSOCIATION IS LAUNCHING A NEW *SMARTER STATES, SMARTER COMMUNITIES* INITIATIVE.

THIS MULTIYEAR EFFORT TO HELP STATES USE DATA ANALYTICS, ADVANCED COMMUNICATIONS NETWORKS AND CONNECTED TECHNOLOGIES TO IMPROVE SAFETY, MOBILITY, EFFICIENCY AND PRODUCTIVITY FOR THE CITIZENS OF THEIR STATES.

THE EFFORT WILL START WITH A NGA LEARNING LAB LATER THIS YEAR, WHERE GOV. RAUNER SET OUT TO MAKE ILLINOIS THE FIRST "SMART STATE" AND ASKED NGA TO HELP DEVELOP A COHORT OF SMARTER STATES SO THAT WE CAN LEARN FROM EACH OTHER.

AMERICAN OVERSIGHT

I'M PLEASED TO ANNOUNCE THAT NGA HAS SELECTED THE STATES OF XX, XX, XX AND XX, [WILL HAVE FINALIZED THESE BY JULY 13] TO BE PART OF THAT FIRST COHORT.

WE APPRECIATE THE SUPPORT OF CROWN CASTLE, SAS, SIEMENS, VERIZON AND THE DEPARTMENT OF ENERGY [ADD MORE NAMES AS SPONSORS ARE FINALIZED] IN HELPING CREATE SMARTER STATES, SMARTER COMMUNITIES.

I HOPE YOU ALL TAKE SOME TIME TO VISIT THE SMARTER STATES EXPO AT THIS MEETING, WHERE LEADING TECHNOLOGY INNOVATORS WILL BE DEMONSTRATING SMART TECHNOLOGIES IN ACTION.

[MARBLE ROBOT DEMONSTRATION]

AMERICAN OVERSIGHT

WHILE I COULD FILL THE REST OF THE HOUR DESCRIBING TO YOU THE CONVERSATIONS WE HAD AND EXCITING TECHNOLOGY WE EXPERIENCED, I WOULD RATHER BRING YOU A LITTLE INNOVATION IN ACTION.

I NOW WELCOME TO THE MEETING FOR THE FIRST TIME, A SIDEWALK ROBOT.

THIS ROBOT OFFERS A GLIMPSE INTO THE FUTURE WHEN MEDICINES, GROCERIES AND OTHER ITEMS OF DAILY NEED WILL COME TO US BY AUTONOMOUS ROBOTS SUCH AS THIS ONE DEVELOPED BY THE MARBLE COMPANY BASED IN SAN FRANCISCO, CALIFORNIA.

I'M PLEASED THAT MARBLE CEO MATT DELANEY COULD JOIN US HERE TODAY.

AMERICAN OVERSIGHT

AS WE PLAY A SHORT VIDEO THAT SHOWS THE CAPABILITIES OF THE ROBOT IN MORE DETAIL, IT WILL HELP ME DELIVER TO YOU A SPECIAL GIFT TO HELP YOU REMEMBER THE GREAT STATE OF NEVADA.

[MARBLE ROBOT WILL LEAVE THE ROOM]

[TRANSITION TO FIRESIDE CHAT]

NOW, I PROMISED YOU A GREAT DISCUSSION TODAY AND I KNOW I CAN DELIVER WITH OUR NEXT GUEST.

A KEY ISSUE OF THIS INITIATIVE HAS BEEN AUTONOMOUS VEHICLES AND THE IMPACTS THEY WILL HAVE ON OUR LIVES.

MY OWN CLAIM TO FAME IS THAT I WAS THE FIRST GOVERNOR TO RIDE IN AN AUTONOMOUS CAR, BACK IN 2011.

AMERICAN OVERSIGHT

IT WAS KNOWN THEN AS THE "GOOGLE CAR" AND THE COMPANY HAS SINCE SPUN OUT THIS SPECIAL PROJECT INTO THE COMPANY THAT IS WAYMO TODAY.

IF YOU ARE NOT FAMILIAR WITH WAYMO, WE HAVE A BRIEF VIDEO TO INTRODUCE YOU A LEADER IN SELF-DRIVING CAR TECHNOLOGY.

[VIDEO PLAYS FOR 90 SECONDS]

I AM VERY PLEASED TO HAVE THE CEO OF THIS INNOVATIVE COMPANY, JOHN KRAFCIK, JOINING US THIS MORNING.

I HAD THE GREAT PLEASURE OF MEETING JOHN DURING MY RECENT TRIP TO SAN JOSE AND WAS INSPIRED BY THE VISION HE HAS FOR A SAFER, AUTONOMOUS FUTURE.

PLEASE JOIN ME IN WELCOMING JOHN TO THE STAGE FOR A FIRESIDE CHAT THAT WE'LL FOLLOW UP WITH SOME Q&A WITH THE GOVERNORS.

AMERICAN OVERSIGHT

[KRAFCIK JOINS SANDOVAL ON STAGE]

THANK YOU FOR JOINING US JOHN. WE ARE VERY EXCITED TO HAVE YOU WITH US TODAY.

WAYMO IS ON THE LEADING EDGE OF DEVELOPING AUTONOMOUS VEHICLE TECHNOLOGY, BUT, I SUSPECT THAT SOME GOVERNORS MAY NOT REALIZE THAT WAYMO HAS BEEN LEADING IN THIS SPACE FOR NEARLY A DECADE.

[TRANSITION TO Q & A]

CAN YOU SHARE WITH US HOW WAYMO WAS FOUNDED, AND WHAT MAJOR PROJECT IS IN THE WORKS? AND BEFORE WE DO A DEEP DIVE ON HOW THIS REVOLUTIONARY TECHNOLOGY WILL IMPACT OUR LIVES, CAN YOU GIVE US A BRIEF PRIMER ON THE TECHNOLOGY BEHIND YOUR AUTONOMOUS VEHICLES?

AMERICAN OVERSIGHT

[JOHN KRAFCIK ANSWER]

THE VIDEO WE JUST SAW SHOWED THE WAYMO CARS ON THE ROAD IN A STATE RIGHT NEXT DOOR TO HERE, IF I AM NOT MISTAKEN? CAN YOU TALK ABOUT WHAT WAYMO HAS LEARNED FROM THE RIDERS, AND HOW THEY ARE REACTING TO TRAVELING IN AN AUTONOMOUS VEHICLE?

[JOHN KRAFCIK ANSWER]

THERE WAS A BELIEF THAT MANY IN THE TECHNOLOGY SECTOR WHO WERE PUSHING THIS ENVELOPE WOULD COME OUT WITH THEIR OWN VEHICLES AND COMPETE WITH THE LEGACY AUTO COMPANIES, BUT IT SEEMS LIKE THE OPPOSITE HAS OCCURRED. WAYMO AND OTHERS ARE ENTERING INTO AGREEMENTS TO PURCHASE VEHICLES FROM EXISTING COMPANIES AND USE THEIR SOFTWARE EXPERTISE TO MODIFY THEM TO BE AUTONOMOUS.

AMERICAN OVERSIGHT

CAN YOU TALK ABOUT THE RECENT ANNOUNCEMENTS FROM WAYMO ABOUT THE PURCHASE OF VEHICLES, AND WHY YOU HAVE TAKEN THIS PATH INSTEAD OF DEVELOPING YOUR OWN VEHICLES FROM SCRATCH?

[JOHN KRAFCIK ANSWER]

WITH SUCH A LARGE FLEET OF VEHICLES ON THE ROAD, HOW ARE YOU GOING TO MANAGE CLEANING AND MAINTAINING THE VEHICLES, AND WHERE WILL THEY BE STORED DURING SLOW PERIODS? RIGHT NOW, IT FALLS TO THE DRIVER TO CLEAN THEIR CAR AND BRING IT IN FOR TUNE-UPS AND OIL CHANGES, AND PARK IT IN A GARAGE, ON THE STREET, OR IN A DRIVEWAY.

WILL WAYMO ESTABLISH VEHICLE DEPOTS LIKE HOW TRANSIT DISTRICTS HAVE LARGE BUS DEPOTS OR RAIL YARDS?

[JOHN KRAFCIK ANSWER]

AMERICAN OVERSIGHT

WHILE ON THE TOPIC OF THE VEHICLES, CAN WE TALK ABOUT THE PROPULSION? LAST SUMMER WE HAD ELON MUSK WITH US, AND HE TALKED ABOUT THE FUTURE BEING BOTH AUTONOMOUS AND ELECTRIC.

IN NEVADA, WE HAVE MADE A CONCERTED EFFORT TO PREPARE FOR THE INCREASE OF EVS BY BUILDING OUT AN ELECTRIC HIGHWAY SYSTEM TO ELIMINATE RANGE ANXIETY FOR DRIVERS. IS WAYMO PREPARING FOR A FLEET OF EVS?

[JOHN KRAFCIK ANSWER]

I IMAGINE THE ENGINES MAY BE EASIER TO MAINTAIN THAN A FLEET FOR TRADITIONAL VEHICLES IN USE ALL DAY LONG.

I THINK ALL OF US ARE INTRIGUED BY THE CONCEPT OF SELF-DRIVING VEHICLES, AND 36 STATES HAVE EITHER ENACTED LEGISLATION OR EXECUTIVE ORDERS TO ESTABLISH GUIDELINES FOR THEIR TESTING AND OPERATION, WITH NEVADA BEING THE FIRST OF COURSE, BACK IN 2011.

AMERICAN OVERSIGHT

ONE OF THE GREATEST POTENTIAL BENEFITS OF THIS TECHNOLOGY IS THE POTENTIAL TO SIGNIFICANTLY REDUCE THE TRAFFIC FATALITIES OUR NATION SEES EVERY YEAR, A STAGGERING 37,461 LIVES LOST IN 2016, OR ABOUT ONE DEATH EVERY MINUTE.

RECENTLY, THOUGH, WE HAVE ALL SEEN THE NEWS ABOUT ACCIDENTS OR INCIDENTS INVOLVING AUTONOMOUS VEHICLES WHICH HAS SPURRED DEBATE ABOUT THE SAFETY OF HAVING THESE VEHICLES ON THE ROADS TODAY.

HOW DO YOU RESPOND TO THESE CONCERNS? IS IT TIME TO SLOW DOWN AND DO MORE VIRTUAL TESTING, INSTEAD?

[JOHN KRAFCIK ANSWER]

AMERICAN OVERSIGHT

THE ROADMAP ON TRANSPORTATION INNOVATION WE HAVE RELEASED TODAY GOES INTO GREAT DEPTHS ON THE POTENTIAL BENEFITS, CHALLENGES AND CONCERNS THAT STATES NEED TO GRAPPLE WITH AS AUTONOMOUS VEHICLES ENTER THE TRANSPORTATION SYSTEM.

THESE RANGE FROM IMPROVED SAFETY ON THE ROADS AND INCREASED PRODUCTIVITY FOR WORKERS, TO INCREASED VEHICLE MILES TRAVELED AND THE POTENTIAL LOSS OF JOBS DUE TO AUTOMATION.

CAN YOU TALK ABOUT SOME OF THE BENEFITS THIS TECHNOLOGY? DO YOU HAVE ANY CONCERNS ABOUT THE TECHNOLOGY? HOW CAN THOSE BE ADDRESSED THROUGH PREEMPTIVE POLICY CHANGES?

[JOHN KRAFCIK ANSWER]

AMERICAN OVERSIGHT

HOW CAN WE IN THE GOVERNMENT, OR YOU IN THE PRIVATE SECTOR OR MAYBE BOTH OF US IN A PARTNERSHIP EDUCATE THE PUBLIC ABOUT THIS TECHNOLOGY, ITS BENEFITS AND THE FUTURE THAT IS ON THE HORIZON?

[JOHN KRAFCIK ANSWER]

THERE WAS A RECENT ANNOUNCEMENT THAT WAYMO HAS TEAMED UP WITH UBER, FORD AND OTHERS IN THIS SPACE TO LOOK AT THE IMPACTS OF AUTONOMOUS VEHICLES ON THE NATION'S WORKFORCE.

THE IMPACT OF THIS TECHNOLOGY ON JOBS IS SOMETHING WE HEAR FROM MANY GOVERNORS.

CAN YOU TALK BRIEFLY ABOUT THIS PARTNERSHIP AND HOW WE CAN PROACTIVELY ADDRESS THIS ISSUE?

[JOHN KRAFCIK ANSWER]

AMERICAN OVERSIGHT

ONE THING I WANT TO GET YOUR THOUGHTS ON IS TIED TO THE TIMELINE OF THE TECHNOLOGY.

SELF-DRIVING CARS ARE CLEARLY GOING TO CHANGE TRAFFIC PATTERNS AND TRANSPORTATION CHOICES.

WE PROBABLY WON'T NEED AS MANY PARKING GARAGES, WE MIGHT NOT NEED HIGHWAY LANES TO BE AS WIDE AS THEY ARE, AND METERED PARKING SPOTS MAY BECOME EXTINCT.

HOWEVER, AS GOVERNORS WE ARE ROUTINELY FACED WITH MAKING DECISIONS ABOUT INFRASTRUCTURE INVESTMENTS THAT HAVE A LIFESPAN OF 30, 50 OR EVEN 75 YEARS.

ARE WE BUILDING THINGS TODAY WE WILL NOT NEED 20 YEARS FROM NOW, AND IF SO, HOW CAN WE MAKE SURE WE ARE NOT LEAVING OUR CHILDREN WITH STRANDED ASSETS THEY DO NOT NEED BUT MUST CONTINUE TO PAY FOR?

[JOHN KRAFCIK ANSWER]

AMERICAN OVERSIGHT

ARE THERE THINGS WE SHOULD BE INVESTING IN TODAY THAT ARE NOT A PRIORITY FOR OUR STATE AND LOCAL GOVERNMENTS, OR ARE THERE CHANGES WE SHOULD MAKE TO THE INFRASTRUCTURE WE ARE BUILDING TODAY?

[JOHN KRAFCIK ANSWER]

GOVERNORS LIKE TO BE ACTIVE. WE TOOK THESE JOBS BECAUSE WE WANT TO GET THINGS DONE.

WE WANT TO MAKE LIFE BETTER FOR OUR CITIZENS, IMPROVE THE OPPORTUNITIES FOR OUR EMPLOYERS, ENHANCE THE SAFETY, RELIABILITY AND RESILIENCY OF OUR INFRASTRUCTURE AND, YES, LEAVE A BETTER WORLD FOR ALL OUR CHILDREN.

WHAT ADVICE WOULD YOU GIVE TO GOVERNORS FOR THE ACTIONS THEY CAN TAKE TO PROMOTE TRANSPORTATION INNOVATION WHILE PROTECTING THE PUBLIC?

[JOHN KRAFCIK ANSWER]

AMERICAN OVERSIGHT

[BEGIN Q & A WITH GOVERNORS]

I WOULD LIKE TO INVITE OTHER GOVERNORS TO JOIN IN THE DISCUSSION AND SHARE THEIR QUESTIONS ABOUT INNOVATION WITH JOHN.

[SANDOVAL—CLOSING]

PLEASE JOIN ME IN THANKING JOHN FOR HELPING US LEARN MORE ABOUT WHAT WE AS GOVERNORS CAN DO TO STAY AHEAD OF THE CURVE AND PREPARE OUR STATES AND THE CITIZENS WE SERVE FOR THE FUTURE.

I HOPE EVERYONE ENJOYED THE CONVERSATION AND IS READY FOR MORE TO COME THROUGHOUT THE WEEKEND. STAY TUNED FOR OUR NEXT PLENARY HERE SHORTLY. THANK YOU.

AMERICAN OVERSIGHT

Plenary Session II: Racial Equity in the Workplace
Friday, July 20
10:10 to 10:50 a.m.
Convention Center: Sweeney Ballroom C-F

Plenary Session II: Racial Equity in the Workplace

Overview

This fireside chat, featuring W.K. Kellogg Foundation CEO La June Montgomery Tabron explores the significant economic and social gains to be made by closing the racial equity gap in the U.S.

Format

- 10:10 a.m. — Opening remarks and introductions
  - Governor Bullock
- 10:15 a.m. — Discussion with CEO La June Montgomery Tabron and Governor Bullock
- 10:50 a.m. — Adjourn

Takeaway(s)

This discussion is designed to focus on the issues of racial equity and equality in the workplace when it comes to ensuring Good Jobs for All Americans.

Media

This session is open to press.

Contact: Tiffany Shackelford, (202) 624-5346 or tschackelford@nga.org

AMERICAN OVERSIGHT

Presenter Bio

La June Montgomery Tabron



La June Montgomery Tabron is the president and CEO of the W.K. Kellogg Foundation (WKKF) in Battle Creek, Mich., one of the largest private foundations in the United States.

As a champion for vulnerable children and for creating the conditions necessary for them to thrive, Tabron leads the Kellogg Foundation and its work to support thriving children, working families and equitable communities. The Kellogg Foundation works to heal the profound racial inequities in communities, cultivate community leaders and foster community engagement on behalf of children.

Prior to becoming the first African-American president and CEO to lead the foundation in its history, she served in a variety of positions at the Kellogg Foundation after joining the organization as the controller in 1987. Most recently, she was the executive vice president of operations and treasurer, where she was pivotal in connecting and integrating WKKF's leadership committees: the Executive Council, Program Leadership Council, Talent Board and Organizational Advisory Team, ensuring unified execution of the organization's mission and strategic framework across all programmatic and priority place areas. She also provided leadership for WKKF's place-based grantmaking in Mississippi and New Orleans since 2011, launching a significant effort to help set young males of color on the path to success in 2013.

Other earlier positions at WKKF included: chief operating officer and treasurer; senior vice president/chief financial officer and treasurer; vice president – finance and treasurer; and assistant vice president for finance and assistant treasurer. Prior to joining WKKF, she was an auditor for Plante & Moran CPAs.

Throughout almost 30 years in philanthropy, Tabron has participated in numerous sector efforts to enhance philanthropy, including the policy and annual conference committees for the Council on Foundations and the board development and transparency committees for Independent Sector.

As a community and civic leader, Tabron serves on Detroit Workforce Development Board, the Alumni Association of the University of Michigan Board and is a member of the Kalamazoo Chapter of the Links, Incorporated. She also serves on the boards of Battle Creek Community Health Partners, Bronson Healthcare Group and the Kellogg Company. Tabron is also the chair of the W.K. Kellogg Foundation Trust.

Tabron holds a bachelor's degree in business administration from the University of Michigan – Ann Arbor and an MBA from the Kellogg Graduate School of Management at Northwestern University. She also received an honorary doctorate of humane letters from Marygrove College in Detroit and an honorary doctorate from Union Institute & University. She is a certified public accountant and certified management accountant licensed in Michigan. She is also a graduate of the inaugural class of the Council on Foundations' Career Pathways Program.

The W.K. Kellogg Foundation (WKKF), founded in 1930 as an independent, private foundation by breakfast cereal pioneer Will Keith Kellogg, is among the largest philanthropic foundations in the United States. Guided by the belief that all children should have an equal opportunity to thrive, WKKF works with communities to create conditions for vulnerable children so they can realize their full potential in school, work and life. The Kellogg Foundation is based in Battle Creek, Mich., and works throughout the United States and internationally, as well as with sovereign tribes. Special emphasis is paid to priority places where there are high concentrations of poverty and where children face significant barriers to

AMERICAN OVERSIGHT

success. WKKF priority places in the U.S. are in Michigan, Mississippi, New Mexico and New Orleans; and internationally, are in Mexico and Haiti. For more information, visit www.wkkf.org.
Plenary Session III: Women in Leadership: A View from the Top
Friday, July 20
11 to 11:40 a.m.
Convention Center: Sweeney Ballroom C-F

Plenary Session III: Women in Leadership: A View from the Top

Overview

During this panel, three accomplished CEOs will discuss leadership, innovation and the workforce in a changing economy. The panelists will discuss the challenges that women face in the workforce as well new and innovative ways for women to lead in both the public and private sectors.

Format

- 11 a.m. — Opening remarks and introductions
  - Governor Susana Martinez, New Mexico, Moderator
- 11:05 a.m. — Panel discussion
  - Gail Boudreaux, CEO, Anthem, Inc.
  - Barbara Humpton, CEO, Siemens USA
  - Pat Vincent-Collawn, CEO, PNM Resources
- 11:40 a.m. — Adjourn

Takeaway(s)

This session is designed to provide governors with a new understanding of leadership and a new appreciation for diversity in the workforce.

Media

This session is open to press.

Contact: Kristen Hagan, (630) 292-4038 or khagan@nga.org

AMERICAN OVERSIGHT
NV-DA-20-0615-A-004356

Presenter Bios

Gail Boudreaux



Gail Koziara Boudreaux is the president and CEO of Anthem, Inc., a Fortune 50 company and leading health benefits provider with a focus on transforming health care to make it more accessible and affordable for all Americans. Anthem's 53,000 associates serve more than 40 million consumers—or one in eight Americans—through its affiliated health plans. In total, Anthem serves over 73 million individuals across 27 states through its broad portfolio of health insurance and services subsidiaries, including Anthem Blue Cross and Blue Shield health plans, Amerigroup, CareMore and Simply Healthcare.

Boudreaux is the former CEO of UnitedHealthcare, where she was responsible for the largest business division of UnitedHealth Group and the largest benefits provider in the nation, serving 45 million individuals with revenue of approximately $120 billion and a workforce of more than 60,000 employees. During Boudreaux's tenure, UnitedHealthcare was the fastest-growing health benefits company in the industry, growing organically by more than 8 million members in five years. Before joining UnitedHealthcare, Boudreaux served as executive vice president of External Operations for Health Care Service Corporation and 20 years at Aetna holding a number of regional and national leadership positions.

Boudreaux was honored from 2008 to 2014 as one of Fortune's 50 Most Powerful Women in American Business. Additionally, she was named to the Forbes 100 Most Powerful Women in The World list and was recognized by the Minneapolis/St. Paul Business Journal as one of the top 25 industry leaders and included on Today's Chicago Woman list of 100 Women of Influence. Boudreaux was also named by Modern Healthcare as one of the Most Powerful People in Healthcare.

Boudreaux serves on the Board of Trustees of the Field Museum of Chicago and is a member of the Chicago Network, an organization of Chicago's most influential women. She currently serves on the Board of Directors for Xcel Energy, Inc., Zimmer Biomet Holdings, Inc. and Novavax, Inc. She is the chair of the Excel Energy Operations, Nuclear and Environment and Safety Committee.

Boudreaux earned a B.A. with honors from Dartmouth College and an MBA with distinction in finance and health care administration from Columbia Business School.

Barbara Humpton



Barbara Humpton is CEO of Siemens USA, where she guides the company's strategy and engagement in serving the company's largest market in the world, with more than 50,000 employees and over $23 billion in revenues and $5 billion in annual exports.

Most recently, Humpton served as president and CEO of Siemens Government Technologies, Inc. (SGT), a leading integrator of Siemens' products and services for federal government agencies and departments. In this role, Humpton also served as an officer/director member of the board of directors of SGT.

AMERICAN OVERSIGHT

Prior to joining Siemens in 2011, Humpton served as a vice president at Booz Allen Hamilton where she was responsible for program performance and new business development for technology consulting in the Department of Justice and Department of Homeland Security. Earlier, Humpton was a vice president at Lockheed Martin Corporation with responsibility for Biometrics Programs, Border and Transportation Security and Critical Infrastructure Protection, including such critical programs as the FBI's Next Generation Identification and the TSA's Transportation Workers' Identification Credential.

Humpton is a graduate of Wake Forest University with a bachelor's degree in mathematics. She serves on the board of directors of MorganFranklin, the American Heart Association Greater Washington Region, the Center for Strategic and Budgetary Assessments (CSBA) and The George Washington University Law School Government Contracts Advisory Board. She resides in Washington, D.C., with her husband, David.

Pat Vincent-Collawn



Pat Vincent-Collawn joined PNM Resources in 2007 as utilities president, overseeing the daily operations for PNM and Texas New Mexico Power. She became the president and CEO of PNM Resources in March 2010 and chairman of the board in January 2011.

Vincent-Collawn's extensive utility experience has helped her guide PNM Resources through its transformation from a partially deregulated entity into a pure electric utility, with a clear focus on reliability, safety and sustainability. She also continues to lead the development of strategies to respond to growing requirements for renewable energy and to position the company to meet and exceed current and future environmental regulations.

Vincent-Collawn strongly believes that businesses must actively support education and economic development in the communities they serve. She is involved in several community, state and industry initiatives. She is also chair of the Kirtland Partnership Committee, a community board member of Wells Fargo of New Mexico and the Economic Forum of Albuquerque. She is past chair of both the Greater Albuquerque Chamber of Commerce and the United Way of Central New Mexico. Vincent-Collawn is a member of the executive committee and the board of directors for the Electric Power Research Institute and the Edison Electric Institute; she also serves on the board of CTS Corporation (NYSE: CTS). Vincent-Collawn has a bachelor's degree in journalism (magna cum laude) from Drake University and an MBA from Harvard University.

AMERICAN OVERSIGHT

Plenary Session IV: Economic Opportunity in the Great Outdoors
Friday, July 20
11:50 a.m. to 12:50 p.m.
Convention Center: Sweeney Ballroom C-F

Plenary Session IV: Economic Opportunity in the Great Outdoors

Overview

Our nation's outdoors play a significant role in stimulating our economy, increasing public health, creating jobs and connecting our communities. Outdoor recreation activities alone contribute $887 billion annually to the economy, support 7.6 million American jobs and generate $80 billion in annual tax revenue at the federal, state and local level. Over the past several years, many states have fully recognized that the outdoor industry is an economic powerhouse, so governors are developing ways to harness the potential of the growing industry. By creating unique investment opportunities for the outdoor recreation industry, states are now bolstering or replacing declining businesses, promoting public health and developing long-term strategies that will continue to foster the sector.

This session will provide governors an opportunity to discuss how their states are integrating recreation and parks into their state-wide economic development strategies, including success stories from existing state Offices of Outdoor Recreation.

Format

- 11:50 a.m. — Opening Remarks
  - Colorado Governor John Hickenlooper
- Noon — Speaker Presentations
  - Jerry Stritzke, President and CEO, REI
  - Butch Whiting, CEO and Owner, Kryptek Outdoor Group
- 12:30 p.m. — Discussion
- 12:45 p.m. — Closing Remarks
  - Colorado Governor John Hickenlooper

Media

This session is open to press.

Takeaway(s)

This session will provide governors an opportunity to explore successful state policies that are supporting the growing outdoor industry and fostering economic growth.

Contacts: Alex Schaefer, (202) 624-3534 or aschaefer@nga.org
Caroline Sevier, (202) 624-5376 or csevier@nga.org

AMERICAN OVERSIGHT

Presenter Bios

Jerry Stritzke



Jerry Stritzke joined outdoor retailer REI in 2013 as president and CEO. Over the past five years, he has led the co-op to share record returns—more than 70 percent of profits—with members, employees and nonprofit partners. Committed to increasing access to the outdoors, Stritzke spearheaded the co-op's multiyear, multimillion-dollar partnership with the National Park Service, led the effort to close stores and #OptOutside on Black Friday in 2015, 2016 and 2017 and pledged to advance women's leadership in the outdoor industry with both an official CEO pledge and $1.5 million grant to Camber Outdoors (previously Outdoor Industries Women's Coalition) from the REI Foundation.

Stritzke previously served as president and COO at Coach, Inc. and held a nine-year career at Limited Brands, Inc., where he served as the COO of Victoria's Secret and the CEO of Mast Industries. Earlier in his career, Jerry was trained as an attorney and worked in private practice before transitioning to a consulting firm specializing in retail.

An outdoor enthusiast, he enjoys hiking, skiing, fly fishing and rafting and annually summits one of Colorado's 14,000-foot mountain peaks as well as a Washington peak with REI employees.

Butch Whiting



Butch Whiting is the co-founder and CEO of Kryptek Outdoor Group. Kryptek has an extensive focus on both U.S. and Foreign Military programs, as well as civilian adventure/outdoor gear and apparel. The Kryptek Slogan "Battlefield to Backcountry" is actually the soul of the Kryptek Brand.

Whiting graduated from Gonzaga University with a degree in mechanical engineering and was commissioned into the U.S. Army as an honor graduate in May of 1997. He served as an Army apache attack helicopter combat pilot in Iraq and Afghanistan. He departed from the military as a major with 11 years of distinguished service. During his military career Whiting developed a strong leadership and management pedigree and was responsible for equipment worth over $256 million while leading over 90 people through complex combat operations. He served in numerous leadership roles, including the Aide-De-Camp for the commanding general of the Army Aviation War Fighting Center. While there, he established solid working relationships with members of Congress and their staffs, local and civic community leaders, as well as various military staffs within Army departments. His last role in the U.S. Army was as the branch chief of special doctrine at the Combined Arms Doctrine Directorate.

Whiting's military leadership experience has translated well into the civilian business world. Following his service in 2008, Whiting was the president of the Alaska-based Bighorn Enterprises LLC, providing logistical support to numerous energy companies on the North Slope of Alaska. In 2010, Whiting was majority shareholder and president of the Idaho-based company Blaze Runners Inc. providing essential leadership, management and expertise for contract support for wildland fire-fighting to the federal government.

Whiting has been happily married to his wife, Nikki Whiting, for 23 years, and has two daughters, McKenna who is 17 years old, and Kylee who is 14. His hobbies and interests nest into his business and include competitive shooting, hunting, fishing and other outdoor recreation.

AMERICAN OVERSIGHT

THE HILL

State leaders unite outside

BY COLORADO GOV. JOHN HICKENLOOPER AND JERRY STRITZKE — 02/23/18 12:05 PM EST
THE VIEWS EXPRESSED BY CONTRIBUTORS ARE THEIR OWN AND NOT THE VIEW OF THE HILL

237 SHARES SHARE TWEET PLUS

Just In...

Beyond 'smart'—Kavanaugh's credentials and the limits of intelligence
OPINION — 5M 7S AGO

Dwayne Johnson waves off 2020 White House run
IN THE KNOW — 22M 22S AGO

Congress is 'hamstringing' gun control efforts, says Generation Progress executive director
RISING — 31M 17S AGO

Election Countdown: Latest on the 2018 Senate money race | Red-state Dems feeling the heat over Kavanaugh | Dem doubts about Warren | Ocasio-Cortez to visit Capitol Hill | Why Puerto

Cities will bear the brunt of floods, heat waves and blackouts caused by climate change
OPINION — 35M 8S AGO

FBI agent set for public House grilling
HOUSE — 35M 31S AGO

Dem pollster: Clinton showed that being against Trump is not enough to win
WHAT AMERICA'S THINKING — 41M 55S AGO



© Getty Images

The discord on the national political scene is near deafening. The din in Washington, D.C., even reaches our offices here in Colorado and Washington State. If you only pay attention to the quarreling inside the Beltway, you'd think the country's progress was grinding to a halt.

We have at least one promising report from the states. As a governor and as a CEO of one of the largest outdoor retailers, we each care deeply about the health of this nation's economy and environment. What we find is Americans of all stripes love this country and adventuring out into its natural beauty. And across the partisan divide, state lawmakers are collaborating like never before to promote the benefits of spending time in nature, including the economic benefits.

2017 was one of the most politically chaotic years of our lifetimes. Most disappointing, the political elites in the nation's capital stoked a debate over the wisdom of protecting our public lands. We started 2017 hoping our national leaders would pick up the mantle of Teddy Roosevelt and put the long-term health of our public lands above exploitation. Not so.
But as that debate continued in D.C., 2017 also saw several states, with strong bipartisan support, create new "outdoor recreation sector leaders." Each state has designated a point-person to help grow the outdoor recreation industry and improve their citizens' access to outdoor experiences. Now a diverse array of eight states has these recreation-sector leaders – Colorado, Washington, Wyoming, Vermont, Utah, Oregon, North Carolina and Montana.

We believe access to the outdoors is an American right. And creating that access feeds a large, sustainable segment of the economy. So the time is

AMERICAN OVERSIGHT

Dem pollster: Kavanaugh is 'one more thing' to galvanize the base
WHAT AMERICA'S THINKING
— 42M 39S AGO

VIEW ALL

View Latest Opinions >>

ripe for other states to join this growing movement – to prioritize places where people love to recreate, to support the entrepreneurs and Main Street businesses that make up the recreation economy. It's beyond time to assure everyone in this country – Republican, Democrat, Independent -- has the chance to enjoy the benefits of time in nature.

The outdoor recreation sector is surprisingly large. Americans spend hundreds of billions per year on gear, apparel, boats, ATVs, trips, adventure travel and more. The sector supports millions of jobs. Importantly, recreation opportunities are often the economic lifeblood in rural America, attracting tourists, retirees and entrepreneurs. It's an inspiring industry, tied to the land, not exportable. It's a sector that thrives alongside our public lands and shared natural resources. It thrives hand in hand with clean water, clean air and a healthy climate.

Late last month in Denver, the eight rec-sector leaders met as a group for the first time. There's consensus that spending time outdoors feeds the soul, heals wounds and brings us together. At the mini-summit, there was no notion of a red, blue or purple state. The group had a barn-raising spirit – a sense that they were defining policy goals bigger than themselves and even their home states. They agreed to meet again this summer in North Carolina in order to continue the work. We expect other states will join.

When REI opened its Flagship store in D.C. just before the 2016 elections, it did so under the banner "Left Side, Right Side, United Outside." That ethos holds true in our hometowns and special places, and that gives us extraordinary hope.

John Hickenlooper Jr. is an American politician, businessman and the 42nd and current governor of Colorado, in office since 2011. Jerry Stritzke is president and CEO of Recreational Equipment, Inc., commonly known as REI, an American specialty outdoor retailer and the nation's largest cooperative.

SHARE TWEET PLUS ONE

Related News by


Man arrested after harassing woman as...


Democratic pollster: Trump hatred driving...


Woman fired from job after calling cops on...


Dershowitz: Supreme Court could overturn a...

THE HILL

AMERICAN OVERSIGHT

snews
WE KNOW OUTDOORS



The OREC Movement: What you need to know

KENJI HAROUTUNIAN · NOV 20, 2017

Official Outdoor Recreation Industry Offices are blooming across the U.S. How can you—and your state—become part of the movement?

I'm just gonna say it: I want my home state of California to be the next state to announce the establishment of an Outdoor Recreation (OREC) Industry Office.

As an industry, we've been on a roll. Since Utah started the movement in 2013 by appointing Brad Petersen as the first ever OREC Director in the country, five other states (Colorado, Montana, North Carolina, Oregon, and Washington) now have similar offices and three have official task forces (Maryland, Wyoming, and Vermont) that serve the same purpose.

When Petersen took office, the idea of having a high-level government official devoted to the health and growth of the outdoor industry was a novel idea. Petersen was a Utah-based mountain guide, business owner, and stalwart insider in the Utah/Rockies climbing scene. His entry into politics was sudden, and he quickly learned that a title without a budget to work with made for hard trail-breaking.

AMERICAN OVERSIGHT

> "Without a job description, business plan or strategy I quickly realized that my role as the first State Director was to sell everyone on the need for the Office; to be the head cheerleader; to be the face for the concept. Selling counties and communities on the benefits was easy, but figuring out how to help them was not. Without funding to help communities develop new recreational assets my ability to make Utah a better place to live was very limited. Four years later we have secured $4m+ in annual funding." —Brad Petersen, the first ever OREC Director in the U.S., served Utah from 2013 to 2016

We've learned a lot since then, and it's making a difference. Momentum is building. States all around the country are recognizing that the outdoor industry is an economic powerhouse.

And we're making progress in California, where outdoor recreation accounts for $92 billion in consumer spending. Back in January of 2017, several other members of the outdoor industry (including Matt Lyon from Hydrapak, Katie Hawkins from Marmot, Jeff Turner from Kokotat, Dave Polivy from Tahoe Mountain Sports, and John Mead from Adventure 16,) and I started meeting as an ad-hoc group, sharing discoveries and giving ourselves homework. Then we found a champion lawmaker in Assembly Member Eduardo Garcia, of the 56 District. Once Garcia came on board, things got real pretty quickly. Having a legislative champion is one of the key elements of launching a state initiative where you live (see Roadmap to Outdoor Rec, below).

In fact, as I write this, I am in route to Sacramento, where one California champion, assemblyman Eduardo Garcia, will be attending a reception near the state capitol tonite (Nov. 20) to celebrate the passage of CA SB5 (a substantial $4BB Park Funding bill for CA). Garcia has introduced a bill himself, AB-907, to the House of Representatives that would create an office of OREC here. The bill will go to vote in spring of 2018, and all of us involved are optimistic. We're so close we can almost taste it.

> If you're a California business and want to help, we need you! Reach out to me to learn more: kenji@kenjiconsults.com.

We need more OREC offices. Here's why they matter.

They bring benefits to communities. Encouraging adventure through wild places brings economic prosperity to gateway communities, has minimum impact on ecosystem health and provides regular, predictable and 'sticky' locally spent dollars. This is in contrast with the boom/bust cycle seen in the 'old west' extractive economies (coal, oil, gas, mining) that have left many rural towns in economic retreat. Outdoor retailers and outfitters prosper and thrive near well-managed recreation resources. This story is unfolding in Appalachia, as well as other supporting gateway communities from Joshua Tree to the Gunks.

They create an investment funnel to support recreation and conservation collaborations to bolster or replace shrinking businesses (like logging in the Pacific Northwest or mining in Utah). A state office can work to draw in businesses and establish jobs and investment in the state. Ogden, Utah, is the poster child of successful redevelopment. Through the work of Mayor Godfrey (2010 era) and other key politicians, they turned a mining ghost town into a modern outdoor mecca, with over a dozen outdoor brands now with significant business hubs there (the entire Amer Group, Scott USA, QBP, and Osprey Packs to name a few).

AMERICAN OVERSIGHT

They unify different geographic and activity sectors. A state OREC office can make sure that efforts happening around different corners of the state are aligned (Colorado and Utah OREC directors both travel extensively within their state, reinforcing relationships). Shared resources like GIS (Geographic Information System) mapping software, marketing platforms and talent, and trail building equipment and expertise save time and money, and create more durable solutions. Blending local input with broader ecosystem level resource management is manageable at the state level, and a central office can also interface with nearby state's OREC leaders for cross-pollenating ideas and solutions.

They measure and promote health effects of recreating outdoors. As the 'Nature Rx' message spreads, a central state office can power coordinated education and engagement campaigns in diverse communities. School districts, neighborhood associations and families can get support in adopting healthy outdoor lifestyles proven to reduce stress, combat disease and extend life.

They build up the outdoor recreation economy that provides sustainable jobs, a stewardship mindset, and predictable tax revenues. Brands, retailers and outfitters will benefit by taking advantage of programs and close-to-home access support for employees and those in close-by communities.

Roadmap to Outdoor Rec

Do you want your state to establish an OREC office? I spoke with the majority of the current OREC officials at the recent SH/FT conference in Jackson Hole, Wyoming, to pull together these four steps on how you can get the ball rolling.

Step 1: Investigate. Is there already a movement you can join up with? A coalition of outdoor recreation businesses or a conservation non-profit that has assembled leadership? Don't reinvent the wheel. Tap your network or reach out to your industry association (Outdoor Industry Association) to get nosy. If you're interested in taking this first step, OIA is a great resource. Contact Cailin O'Brien-Feeney, who has been helpful in the California initiative and most of the other state-level actions across the country.

Step 2: Launch an informal or ad-hoc group. Begin meetings and learn who the outdoor recreation advocates in the state legislature are. Visit them in their home districts or at the state capitol. Use the OIA and the upcoming BEA economic data, and any map data you can show (Outdoor Alliance has a growing body of excellent maps and economic research, as does the Access Fund).

Step 3: Propose a formal working group to your governor, Economic Development director or Parks and Recreation Director. As in Wyoming's budding program, Once your working group/task force is sufficiently deep and inclusive, put a request in to the Governor's office to establish a formal study of the OREC situation in your state, and come up with recommendations for a deliberate growth path forward. If the governor won't budge, go after a friendly senator or house member. Also, at this point you'll need a real organization name and real people signed on to your real mission.

Step 4: Get a legislative champion to put something on the ballot for voters to consider funding sustainably, like the Rescue Card in UT or the designated office in MT (only funded for 2 years in the current iteration). A legislative champion can navigate and translate the wave of proposals and bills moving through the state body politic and put forward a bill out for consideration. Experienced lobbyists or staffers familiar with the running of state politics is helpful too.

Ride the wave

AMERICAN OVERSIGHT

The waves of the OREC movement are building: The Bureau of Economic Analysis (BEA) research is due out sometime in 2018, expected to closely match the industry's own research on OREC financial impacts nationwide. State level data will not be part of this first push to match OREC to GDP, so for those of you so motivated, that will be another (federal funding) initiative to anticipate supporting in the near future.

As a surfer friend of mine can't stop saying, "Gotta surf when the waves are up, dude." It's time for us all to go surfing.

AMERICAN OVERSIGHT

THE SPOKESMAN-REVIEW

SPORTS > OUTDOORS

Analysis of outdoor recreation industry finds its contribution to GDP larger than that of oil, gas extraction

UPDATED: Fri., Feb. 23, 2018, 4:30 p.m.



Backpacking anglers hike toward the high lakes of the Absaroka-Beartooth Wilderness plateau. (SR)

AMERICAN OVERSIGHT

By Eli Francovich
elif@spokesman.com
(509) 459-5508

A federal government analysis of the outdoor recreation's economic impact reaffirms what many conservation groups have said for decades. Outdoor recreation is a big business.

For the first time ever the U.S. Department of Commerce looked specifically at the economic impact of outdoor recreation. The analysis was published last week.

The analysis found that outdoor recreation contributed $373.7 billion to the nation's Gross Domestic Product in 2016, comprising 2 percent of GDP. In fact, the outdoor recreation industry's contribution to GDP was larger than that of all mining, including the extraction of oil and gas.

And the industry is expanding. In 2016, it grew 3.8 percent, compared to the overall economy's growth of 2.8 percent.

The report was released by U.S. Department of Commerce's Bureau of Economic Analysis on Feb. 14.

"The public will no doubt be surprised at the economic importance of this industry as we release prototype statistics measuring the impact of activities like boating, fishing, RVing, hunting, camping, hiking, and more," said U.S. Commerce Secretary Wilbur Ross in a news release.

Unlike other reports analyzing the outdoor recreation industry's economic footprint, this is the first one not conducted by a private industry association such as the Outdoor Industry Association.

AMERICAN OVERSIGHT

According to the Department of Commerce report, motorized vehicles accounted for $59.4 billion of gross output. Of that, recreational vehicles accounted for $30 billion.

Boating and fishing activities were second at $38.2 billion followed by hunting, shooting and trapping at $15.4 billion. Of that, hunting accounted for 60 percent of the output, according to the analysis. The equestrian industry accounted for roughly $12 billion.

Finally, backpacking, climbing and other outdoor activities accounted for $10 billion.

While the BEA study is unique nationally, the Washington State Recreation and Conservation Office commissioned and published its own economic study in 2016.

That analysis found that outdoor recreation resulted in $21.6 billion dollars in annual expenditures in Washington and created roughly 200,000 jobs. The Washington study was the first of its kind in the state.

“Now we know it’s a huge driver to our economy as well,” said Kaleen Cottingham, the director of the Recreation and Conservation Office. “We have known that intuitively. But we didn’t have the data to back that up.”

That information can be useful when advocating for conservation or trying to change policy, Cottingham said.

Although the Department of Commerce analysis was more narrowly focused, Cottingham said the federal findings aligned with the state report.

The Recreation and Conservation Office is in charge of distributing and making grants. Having economic data “helps to justify our investments as part of the bigger economic engine,” Cottingham said.



AMERICAN OVERSIGHT

Similarly, Sam Mace, the Inland Northwest Director for Save Our Wild Salmon, said the potential economic benefit of conservation has long been a key plank in Save Our Wild Salmon's platform and something they've considered and highlighted on the Lower Snake River.

"Often that is the bottom line way you can protect these resources, by showing the economic driver that they are," she said.

The federal report will be a useful advocacy tool, said Katherine Hollis the conservation and advocacy director for the Mountaineers.

"It's definitely inline with how we approach conservation work," she said. "There is intrinsic value in these places. But also the outdoor recreation industry is growing. Period. Across the board."

The Mountaineers are based in Seattle and have 13,000 members, most of whom are in Washington. The yearly basic alpine course has a wait list of more than 200 people, she said.

"They put the recreation economy at 2 percent of the GDP," she said. "That's a lot. That says something about the importance of these landscapes and how we engage these landscapes."

The Idaho Department of Parks and Recreation found that Idaho's state parks contributed $184 million to the state's economy in 2016, according to a study published earlier this month.

The Department of Commerce study didn't look at outdoor recreation retail manufacturing revenue occurring outside of the U.S. Additionally, the BEA report didn't include money spent on recreation trips less than 50 miles from a person's home.

Editor's note: This story was updated on Friday, Feb. 23 to specify that a comparison made between the outdoor recreation industries and mining industries refers to their relative

AMERICAN OVERSIGHT

Outdoor Recreation Satellite Account



BEA has developed its first statistics showing how outdoor pursuits like snowboarding, biking and boating ripple through the U.S. economy.

These prototype statistics published Feb. 14, 2018, mark a milestone in BEA's work to measure the size and growth of the outdoor recreation economy. Feedback about these experimental data will help us finalize the definitions, data sources, methodology and presentation for the new Outdoor Recreation Satellite Account.

The resulting outdoor recreation report is planned for fall 2018.

Outdoor recreation and the economic activities that support it – for example, a factory making fishing lures, a family traveling to hike in a national park, or a ski instructor giving lessons – are already woven invisibly into BEA's broad national statistics, such as GDP. The new account pulls these threads of data together in one place, with expanded detail, creating a picture of the outdoor recreation economy that would otherwise remain hidden within BEA's existing statistics.

What's New...

Survey of Current Business: Introducing the Outdoor Recreation Satellite Account (/scb/2018/03-march/0318-protytype-statistics-for-the-outdoor-recreation-satellite-account.htm)

News Release: Outdoor Recreation Satellite Account: Prototype Statistics for 2012-2016 (/newsreleases/industry/orsa/orsanewsrelease.htm)

Blog: Prototype Statistics: Outdoor Recreation Accounted for 2 Percent of GDP in 2016 (//blog.bea.gov/2018/02/14/prototype-statistics-outdoor-recreation-accounted-for-2-percent-of-gdp-in-2016/)

What's Ahead

BEA requests feedback on prototype estimates by April 27, 2018.

Sign up for Email Notifications (/_subscribe/)

The new data will add to public understanding and inform decision-making by policymakers, businesspeople and the managers of public lands and waters.

The outdoor recreation account, established by a 2016 federal law, joins other supplemental statistics that spotlight arts and cultural production, travel and tourism, and health care.

News Release and Data

AMERICAN OVERSIGHT

NV-DA-20-0615-A-004371

News Release: Outdoor Recreation Satellite Account: Prototype Statistics for 2012-2016 (/newsreleases/industry/orsa/orsanewsrelease.htm)

News Release Tables (/newsreleases/industry/orsa/2018/xls/orsa0218.xlsx) (Excel)

Of Interest

Outdoor Rec Methodology (/outdoor-recreation/_pdf/outdoor-recreation-one-page-methodology.pdf) (PDF)

Fact Sheet: Diving Into Outdoor Recreation (/newsroom/_pdf/BEA-Outdoor-Recreation-Fact-Sheet.pdf) (PDF)

Fact Sheet: What is GDP? (/newsroom/_pdf/GDP-Education-by-BEA.pdf) (PDF)

Infographics

- How Big is Outdoor Rec? — PDF (\outdoor-recreation_pdf\how-big-is-outdoor-rec.pdf) and image (\outdoor-recreation_images\how-big-is-outdoor-rec.png)
- Bicycling — PDF (\outdoor-recreation_pdf\outdoor-recreation-bicycle-infographic.pdf) and image (\outdoor-recreation_images\outdoor-recreation-bicycling-infographic.png)
- Boating — PDF (\outdoor-recreation_pdf\outdoor-recreation-boating-infographic.pdf) and image (\outdoor-recreation_images\outdoor-recreaton-boating-infographic.png)

Presentations on the Outdoor Recreation Satellite Account:

- BEA Advisory Committee Meeting (/about/pdf/acm/2017/OutdoorRecreation-November2017-jaa.pdf) (November 2017)
- Recreation by the Numbers Seminar (/outdoor-recreation/_pdf/recreation-by-the-numbers-federal-visitation-and-economic-data-seminar.pdf) (September 2017)

Where We Are Now

For our prototype, BEA produced experimental statistics that allow you to view the outdoor recreation economy through two different lenses: first, a conventional definition of outdoor recreation including activities that typically require a degree of physical exertion and occur in a nature-based outdoor environment; and second, a broader definition including all recreational activities that occur in the outdoors.

These experimental statistics were published on Feb. 14. BEA seeks more feedback as we continue to refine our approach to measuring and presenting statistics on outdoor recreation, to be released this fall.

Timeline

Finalize methodology and statistics

Fall 2018: Release the first official Outdoor Recreation Satellite Account statistics

Feb-Apr 2018: Gather feedback on prototype statistics and finalize the definition, data sources and methodology to be used for the national-level statistics

Prepare prototype estimates

Feb 2018: Release prototype statistics

Dec 2017-Jan 2018: Prepare prototype statistics based on the potential definitions being evaluated

Aug-Nov 2017: Identify data sources and methodologies to estimate goods and services that are partially-in-scope of outdoor recreation

Define outdoor recreation

Apr-Jul 2017: Reconciliation of independent reviews, incorporation of public comments, and consolidation into two to three potential definitions

Jan-Mar 2017: Independent development of a range of definitions, and review of goods and services by experts in field of outdoor recreation

Blog Posts

AMERICAN OVERSIGHT

Geospatial Planning Advisors Follow
We work with communities to protect drinking H2O #WatershedManagement #GIS #UrbanPlanning #Conservation www.geospatialplanning.org
May 22, 2017 · 4 min read

How outdoor recreation can bring an economic boom back to coal country

The good news for struggling communities across Appalachia is that there is already a road map to renewed economic prosperity. Old mining communities across the Southwest have successfully diversified their regional and local economies, centered around the outdoor recreation industry.



Healthy lands and waters are necessary to support a thriving outdoor recreation economy.

When we think of Moab, UT, gateway to Canyonlands and Arches National Park immediately come to mind. We also think of the world class mountain bike trails along Porcupine Rim and rafting sections of

AMERICAN OVERSIGHT

the mighty Colorado River. The area boasts epic 4-wheel driving across the most unique scenery in the American Southwest, too. It is no wonder people refer to Moab as the outdoor adventure capital of the U.S.

But it was not always this way. Moab came of age as a mining town when Vanadium was first discovered in 1912 and, by 1920, the area had produced $2.4 million in uranium. During the early years of the Cold War, demand for uranium skyrocketed and the Town of Moab enjoyed an economic boom until demand for uranium began to subside in the early 1960s. In 1964 the largest mine closed and the mill laid off hundreds of workers. For the next two decades mines continued to close and the unemployment rate hovered around 15 percent. During the same period, the population of Moab decreased by 23 percent. Decades of mining activities also left behind an environmental legacy of superfund sites and contaminated soils along the banks of the Colorado River.

Community leaders began viewing tourism as an economic safety net in the 1970s but it took another ten years before tourism was embraced as the future of Moab. Community development officials invested heavily to support a tourism-based economy and today mining and oil and gas account for three percent of the local labor force. Government agencies charged with land management and the service industry are the region's primary employers. The service industry supports more than 1 million visitors annually.

There are many parallels between Moab, UT, and communities across Appalachia coal country. For generations, coal mining and related industries employed and supported entire towns. But like all mining industries, there were boom and bust cycles, and today coal employs just 70,000 (compared with 260,000 in the solar industry). Communities are now grappling with high unemployment and shrinking populations. Fortunately, many of these communities are adjacent to public lands or abandoned mine sites with outdoor recreation potential. With a bold vision and proper investments, these communities can embrace conservation and outdoor recreation as a catalyst for economic development similar to Moab in the 1980s. Coal Township, Pennsylvania, has already embraced the outdoor recreation economy by supporting the remediation and conversion of a 6,500 acre mine site into hundreds of miles of trails for hiking, mountain biking,

AMERICAN OVERSIGHT

and all-terrain vehicles. The Anthracite Outdoor Adventure Area opened in 2013 and hosts 10,000 visitors annually.

Nationally, $1 out of every $20 in consumer spending goes towards outdoor recreation. A new report published by the Outdoor Industry Association (OIA) estimates the outdoor recreation economy generates $887 billion in consumer spending annually and employs 7.6 million Americans returning $59.2 billion to state and local coffers. The OIA report calculates $10 billion was returned to state and local coffers across Appalachia.

To take full advantage of the outdoor recreation economy, environmental restoration and remediation is an important first step for Appalachian communities. A healthy outdoor recreation industry is dependent on healthy lands and waters. Decades of mining activities across Appalachia left thousands of miles of streams filled in with mine waste, contaminated soil and water supplies with heavy metals, and reshaped the landscape through surface mining. Many communities that stand to benefit from investments in the outdoor recreation economy are also suffering from contaminated drinking water supplies. Environmental remediation will require major investment and can help support communities in the interim. Environmental remediation is a $15 billion industry employing 86,000 across the country. These are good-paying and long-term jobs. Superfund site remediation takes several years to decades to completely remove industrial and chemical contaminants from soils or groundwater. The Moab UMTRA Project began removing and disposing of contaminated soil along the banks of the Colorado River in 2009 and the project is expected to continue until 2032.

Investments in environmental cleanup projects bring multiple benefits including near and long-term economic opportunity, improved water quality and drinking water supplies, and healthy ecosystems to support a thriving outdoor recreation and tourism economy. Fortunately, Appalachia can look to communities in the Southwest for a road map to bring economic and environmental prosperity back to the region.

AMERICAN OVERSIGHT

Executive Committee and Center for Best Practices Board Meeting
Friday, July 20
12:50 to 1:50 p.m.
Convention Center: Tesuque (2nd Floor)
Invitation Extended to Executive Committee Plus One Staff Member

Executive Committee and Center for Best Practices Board Meeting

Overview

The National Governors Association Executive Committee will convene to discuss a wide range of matters related to the direction and administration of the association. NGA Chair Governor Brian Sandoval and NGA Executive Director and CEO Scott D. Pattison will lead the meeting of the nine-governor committee.

In addition, the NGA Center for Best Practices Board governors will jointly meet to discuss the NGA Center for Best Practices priorities and Activities.

**You are chairing the Executive Committee meeting and CEO review.

Format

The meeting agenda and supporting documents are forthcoming and will be sent directly to member governors.

Media

This session is closed to press.

Takeaway(s)

Member governors will have the opportunity to discuss the direction of the National Governors Association and NGA Center for Best Practices.

Contact: Steve Wood, (202) 624-7872 or swood@nga.org

AMERICAN OVERSIGHT

NGA Executive Committee Meeting

DATE: July 20th, 2018
TIME: 12:50 p.m. – 1:50 p.m.
Location: Santa Fe Convention Center, Tesuque (2F)

Executive Committee Meeting

I. Call to Order
II. Approval of February 2018 Meeting Minutes
III. *Ahead of the Curve* Initiative Update
IV. Executive Director's Update
    a. Overall Update
    b. Financial Management
V. Summer Meeting Overview
VI. 2018 Seminar for New Governors
VII. Open Discussion on Direction of NGA
VIII. New Business
IX. Recess
X. Center for Best Practices Board
XI. Adjournment of Center for Best Practices Board
XII. Executive Session called to order
XIII. Executive Director Review (Executive Session)
XIV. Adjournment

AMERICAN OVERSIGHT

AMERICAN OVERSIGHT

Public Project List: as of June 27, 2018						
#	Division	Project	End Date	Description	Funder	Grant Amount
1	Education	ECE Capacity Building	8/30/18	The Governors' Response Team will have at least 25 engagements with governors and their staff through site visits, conference calls, technical assistance memos, connections and referrals to partners and other assistance as needed. Support new governors and their staff (as well as existing Governors' Educaiton Policy Advisors) with an Education Division notebook, Policy Institute and mentoring program. In collaboration with the ASPEN Institute co-host a convening on Social and Emotional learning for state policymakers. Integrating and Advancing State Prenatal to Age Three Policies	Alliance for Early Success	$300,000
2	Education	Reinvestment with NGA	6/30/18	Bring together Governors' Education Policy Advisors (GEPAs) to deepen their understanding on the latest education topics and policies, to hear from national experts, to learn about best-practices from other states, and to network with other GEPA;s from around the country. Emphasize ongoing Every Student Succeeds Act (ESSA) implementation opportunities for governors and facilitate discussions on early childhood education, transitions from high school to post secondary and education human capital systems. Provide a framework for state level human capital policies development and implementation, as well as serve as a hub of human capital resources and tools for governors and their staff.	Bill & Melinda Gates Foundation	$300,000
3	Education	Building Early Learning Policy Capacity	8/31/20	Select up to six states and provide states with up to $25,000 and technical assistance on developing and strengthening a comprehensive Pre-kindergarten to 3rd grade system. Organize a learning lab for key stakeholders to build momentum for a comprehensive PreK-3 rd grade system. Host two cross state meetings on developing and implementing a plan for building a PreK to 3rd grade System. Host a summit that will bring together state policymakers who are interested in increasing and aligning investments in the prenatal to age three space. Bring together Governors' Education Policy Advisors (GEPAs) to deepen their understanding on the latest education topics and policies, to hear from national experts, to learn about best-practices from other states, and to network with other GEPA;s from around the country.	Bill & Melinda Gates Foundation	$750,000
4	Education	Early Care and Education Workforce Policies and Practices	5/1/19	Support additional state teams attending Cross-State Convening I and allow NGA staff to travel to Cross State Convening II, Conduct site visits to additional four states to refine state visions for the grant	Foundation for Child Development through Council of Chief State School Officers	$68,431
5	Education	Supporting Governors and States on Improving Early Care and Education Policies	8/31/19	By June 2018 the Governors' Response Team will nave at least 25 engagements with governors and their staff through site visits, conference calls, technical assistance memos, connections and referrals to partners and other assistance as needed. Strengthen the capacity of governors and their staff to lead on best practices in early care and educaton. Through a partnership with Economic Opportunity and Health division, host a one day expert roundtable on state policy strategies to support successful models of alignment and coordination in the prenatal to age three policy space. Host a two-day learning lab for state leaders to understand how they can convene key stakeholders to align and coordinate their prenatal to age three systems. Competitively select up to six states to participate in an eighteen month intensive technical assistance opportunity	Heising Simons Foundation	$250,000
6	Education	Birth to Age 8 Workforce Investment	5/1/19	Provide support to work wit four states to tralign, strengte, or transform early care and education workforce policies and practices in collaboration	Foundation for Child Development in collaboration with Council of Chief State School Officers	$68,431
7	Education	Prenatal to Age Three Project	5/30/20	This project will provide resources and technical assistance to educate governors and their senior staff on how to develop and strengten te continum of Prenatal to 3 programs and policies in teir states.	Pritzker Children's Initiative	$700,000
8	Education	Prenatal to Age Three Project	11/1/18	Serve as a core partner in bringing national attention to what babies and families ned to thrive	Zero to Three	$50,000
9	Education	Birth to Age 8 Workforce Investment (Workforce 2.0)	5/31/19	Provide technical assistance to help up to nine governors and states develop and implement a policy agenda that prepares, supports, and strengthens their early care and eduation workforce. Conduct site visits to each state and refine state visions for the grant. Convene all states in the project for a deeper dive into Early Care and Education Workforce policy issues wit national experts.	W.K. Kellogg Foundation	$500,000
10	Education	Every Student Succeeds Act (ESSA)	12/31/18	Host two cross state learning labs for governors education policy advisors. Provide technical assistance and site visits to provide strategic and planning support as well as meeting facilitation and other project management support and on-going assistance from NGA Center experts. Host webinars for Governors' Education Policy Advisors that elevate opportunities for governors to boost and strengthen school leadership	Wallace Foundation	$545,000
11	Education	Communications	6/30/19	Host two Governors' Education Policy Institutes with sessions on school leadership and state human capital systems. Host up to 4 podcast on state Case study and host a live broadcast with the Chief Council of State School Officers. Memos, Briefs and Case Study on School Leadership	Wallace Foundation	$400,000
12	Education	Tracking 2018 Gubernatorial Races	5/31/19	This grant is to track the 36 governor races in 2018, create profiles for each candidate, and provide policy support for new Governors and their staff in the transition	Chan Zuckerberg Initiative DAF	$200,000
13	EET	Water Learning Network	12/31/19	Help governors' advisors learn about latest technology and policy solutions on range of water issues.	American Water Foundation	$150,000
14	EET	Energy Analysis	5/1/18	Support for workshops and technical assistance for Energy Learning Network with focus on data and analysis.	Department of Energy / Energy and Policy Analysis	$121,350
15	EET	Energy Learning Network	9/30/18	Help governors' advisors learn about technology and policy issues for a range of energy efficiency and renewable energy issues.	Department of Energy / Energy Efficiency & Renewable Energy	$450,000
16	EET	Federal Facitilies Task Force (FFTF)	2/28/18	Technical and Policy Support for governor-appointed members of the NGA Federal Facitlities Task Force -- 13 states involved in nuclear weaons waste clean up.	Department of Energy / Environmental Management	$1,700,000

NV-DOA-20-0615-A-004378

AMERICAN OVERSIGHT

Public Project List: as of June 27, 2018						
17	EET	Nuclear Energy	9/30/18	Help governors' advisors learn about latest technology and policy solutions for existing and new nuclear energy issues.	Department of Energy / Nuclear Energy	$50,000
18	EET	Energy Learning Network	9/30/18	Help governors learn about technology and policy issues related to electricity grid.	Department of Energy / Office of Electricity	$1,085,000
19	EET	Energy Learning Network	3/31/18	Support for four states n Power Sector Modernization Policy Academy (KY, OR, RI, WA).	Energy Foundation	$115,000
20	EET	Chair's Initiative - AOTC	12/30/17	Support for summits, storymaps, podcasts, roadmaps and other activities under Ahead of the Curve: Innovation Governors.	Energy Foundation	$22,000
21	EET	Energy Learning Network	4/30/18	Support for four states in Power Sector Modernization Policy Academy (KY, OR, RI, WA).	Heising Simons Foundation	$250,000
22	EET	Chair's Initiative - AOTC	7/30/18	Support for summits, storymaps, podcasts, roadmaps and other activities under Ahead of the Curve: Innovation Governors.	Various Corp (also dollars in DOE and Energy Foundtaion)	$900,000
23	EET	Water Learning Network	4/30/20	Support for four states in Delaware River Basin (DE, NJ, NY, PA) on water policy development as part of Water Learning Network.	William Penn Foundation	$350,000
24	EO	Human Services Policy Advisors / General Human Services	12/31/18	Supports general technical assistance to governors and state human services system leaders.	Annie E Casey Foundation	$420,000
25	EO	Parents And Children Thriving Together: Two-Generation State Policy Network (PACTT Network) policy academy	8/31/17	Policy academy to help states develop and implement two-generation statewide strategies for systems change.	Annie E Casey Foundation	$1,248,870.00
26	EO	Three Branch Institute (policy academy) on Improving Child Safety and Preventing Child Fatalities	12/31/18	Developing a toolkit based on lessons learned from policy academy supporting states in developing a three branch approach to child safety including fatality and near fatality prevention.	Casey Family Programs	$350,000
27	EO	State Exchange on Employment and Disability	7/31/18	Learning lab to help states identify strategies to increase employment opportunities for people with disabilities.	Concepts Communications	$175,500
28	EO	Parents And Children Thriving Together: Two-Generation State Policy Network (PACTT Network) policy academy	12/31/18	Policy academy to help states develop and implement two-generation statewide strategies for systems change.	Doris Duke Charitable Foundation	$600,000.00
29	EO	European Apprenticeship Study Trip	6/30/18	Study trip to visit and learn about two leading apprenticeship models in Europe and identify lessons learned states can incorporate in their own jurisdictions.	JPMorgan Chase	$125,000
30	EO	Educational Initiatives on Entrepreneurship	7/2/18	This project provides support for educational initiatives to teach economic policy advisors about entrepreneurship and how to support it in their states.	Kauffman Foundation	$220,000
31	EO	Occupational Licensing	12/31/19	Policy academy to help states reduce barriers to entry into licensed occupations and increase portability and reciprocity of licenses.	National Conference of State Legislatures (funding is from U.S. Department of Labor, NCSL is primary and EO is a subcontractor along with CSG)	$1,771,304
32	EO	Engaging the Arts for Rural Economic Development	7/31/18	Partnership with NEA and the National Assembly of State Arts Agencies to highlight how the arts and creative industries can help address rural communities and economic development.	National Endowment for the Arts (NEA)	$194,444
33	EO	Reducing Child Hunger	4/30/18	Assist states to identify and implement strategies to reduce childhood, specifically focused on increasing participation in federal child nutrition programs.	Share Our Strength	$300,443
34	EO	Work-Based Learning (Phase Two)	6/30/19	Policy academy to help states expand work-based learning for young people ages 16-29. Second phase: Engagement with more states in three tiers of technical assistance.	Siemens Foundation	$2,453,216
35	EO	Apprenticeship	12/31/18	Expanding registered apprenticeship to new occupations and increasing diversity among apprentices. Technical assistance to 46 state and local recipients of US Dept of Labor grants.	Siemens Foundation	$675,000.00
36	EO	Workforce Development TA Program	6/30/18	Ongoing technical assistance program that supports state workforce system leaders.	State fee-for-service	$500,000
37	EO	Apprenticeship	9/30/18	Expanding registered apprenticeship to new occupations and increasing diversity among apprentices. Technical assistance to 46 state and local recipients of US Dept of Labor grants.	US Dept of Labor	$2,800,000.00
38	EO	Parents And Children Thriving Together: Two-Generation State Policy Network (PACTT Network) policy academy	12/31/18	Policy academy to help states develop and implement two-generation statewide strategies for systems change.	WK Kellogg Foundation	$1,248,870.00
39	EO / Education	Talent Pipeline Policy Academy	12/31/17	Assist states to align their education and workforce systems with the needs of state economies. Multi-state activities complete. Narrative grant report complete. Publication will be released spring 2018.	JPMorgan Chase	$250,000
40	EO / HSPS	Alternatives to Juvenile Incarceration	12/31/17	Help states identify and implement best practice alternatives to juvenile incarceration.	Annie E Casey Foundation	$90,000
41	Health	Addressing Public Health Crises: Strategies for States to Effectively Purchase and Safeguard Access to Evidence-Based Pharmaceutical Interventions	4/30/18	Assist state leaders in surfacing promising, state-focused solutions to balance providing access to pharmaceuticals used to address public health crises while maintain the fiscal integrity and sustainability in their programs. In addition, the project seeks to assist state leaders in data collection/analysis of cost trends in Medicaid and corrections related to pharmaceuticals used to address public health crises. The project will include roundtable convenings with payors and providers, pharmaceutical manufacturers, and states.	Arnold Foundation	$200,000
42	Health	Suicide Prevention in Belt States	6/30/18	Convene states in midwest region to address the high rates of suicide in their states. State teams will leave the convening with concrete action steps. NGA Center will support them in moving those action steps forward and share lessons learned with all states in a report and webinar.	Centers for Disease Control	$150,000
43	Health	State Strategies for Adressing Infectious Disease Related to Substance Abuse	10/30/18	Assist up to seven states focused on reducing the incidence of infectious diseases, such as Hepatitis C and HIV, as well as comorbidities like opioid addiction.	Centers for Disease Control	$250,000

NV-DA-20-0615-A-004379

AMERICAN OVERSIGHT

Public Project List: as of June 27, 2018						
44	Health	Governors' Bipartisan Health Reform Learning Network (Part 1)	12/30/17	Assist state leaders in understanding the potential impact of proposed changes to Medicaid and private health insurance at the federal level, identify state-based ideas and provide technical assistance to help states progress on reform efforts	Commonwealth Fund	$200,000
45	Health	Building Capacity to Improve Outcomes and Reduce Cost of Care for High Need, High Cost Populations with Behavioral Health and Social Support Needs: Behavioral Health Integration Learning Lab	1/31/19	Provide technical assistance to states interested in advancing policy, practice and payment strategies that improve outcomes for high need, high cost populations with mental illness and/or substance use disorders and social support needs.	Commonwealth Fund	$250,737
46	Health	Managing Change in Medicaid and Private Health Insurance: Technical Assistance for Governors' Leadership Teams	11/30/18	With Commonwealth's support for the Next Steps for Medicaid and Private Health Insurance: Technical Assistance Program for States, the NGA Center would expand upon previous and ongoing work by engaging states through intensive, in-state technical assistance, including in-state visits, making connections to national experts, and workplan development/strategic planning support. Through this work, the NGA Center will identify the steps needed for states to take in pursuing or refining their goals for their programs. Priority areas will be defined by the state but may include implementing policies to incentivize issuers to participate in the private health insurance market;developing a nuanced understanding of the interrelation between Medicaid and the private market with new FPL requirements and likely enrollment/cost impact; assisting states to define new opportunities for flexibility in Medicaid while building a strategy to improve outcomes and reduce costs; developing new waivers; and identifying strategies to improve evaluation of policy changes	Commonwealth Fund	$200,000
47	Health	Various Health Division Projects	6/30/18	Funds various health division projects	FY17 Grantmakers	$331,746
48	Health	Various Health Division Projects	6/30/18	Funds various health division projects	FY18 Grantmakers	$525,000
49	Health	Rural Health Learning Collaborative	3/31/18	Help states meet their state policy goals related to rural health. Focus areas include: access to behavioral health services and the use of telehealth models; the hub and spoke model to address opioid treatment; data driven policy development; and workforce maldistribution and shortages. Support BLN staffing.	HRSA	$640,000 (includes combination of carryover funds and year three funding for cooperative agreement)
50	Health	Improving Health in Rural America: Addressing the Leading Causes of Death	10/31/2018	Provide technical assistance to up to five states to address factors that contribute to the five leading causes of death in rural areas. NGA will assist states in developing strategic action plans to address one leading cause of death (chosen by the state). Techincal assitance includes connecting state teams with subject matter experts at the CDC.	HRSA	$300,000
51	Health	Maternal and Child Health Learning Collaborative/ MCH and Public Health Working Group - Year 3 Carryover	9/30/18	Assist states in improving quality and access to care in maternal and child health populations. Focus areas include: improving continuity of coverage and care for pregnant women and children; strengthening systems of care for children and youth with special health care needs; and implementing of Bright Futures guidelines for care for all children.	HRSA/MCHB (AIM Cooperative Agreement)	$353,909/year for 3 years
52	Health	Health Policy Advisors Institute 2018	6/30/18	The Health Divisions annual gathering of governor's Health Policy Advisors. The Institute consists of focused health care topics of interest to HPAs and highlights the Division's work.	Kaiser/ Merck	$350,000
53	Health	Governors' Bipartisan Health Reform Learning Network (Part 2)	6/30/18	Assist state leaders in understanding the potential impact of proposed changes to Medicaid and private health insurance at the federal level, identify state-based ideas and provide technical assistance to help states progress on reform efforts	Robert Wood Johnson Foundation	$600,000
54	Health	Building Capacity to Improve Outcomes and Reduce Cost of Care for High Need, High Cost Populations with Behavioral Health and Social Support Needs: Behavioral Health Integration Learning Lab	1/31/19	Provide technical assistance to states interested in advancing policy, practice and payment strategies that improve outcomes for high need, high cost populations with mental illness and/or substance use disorders and social support needs.	Robert Wood Johnson Foundation	$250,737
55	Health	General operations support for the Health Division	12/15/18	Funds various health division projects	Robert Wood Johnson Foundation	$500,000
56	Health	Harnessing the Power of Data to Achieve State Policy Goals	10/1/19	The Health Division will support 5-7 states through multi-state convenings, in-state visits and intensive technical assistance to develop strategies on how to improve cross-sector data sharing and analytic capabilities	Robert Wood Johnson Foundation	$700,000
57	Health	Addressing the Whole Child: Building Cross-Sector Collaborations to Support Child Health and Being	10/1/19	The Health Division will support 3-5 states through multi-state convenings, in-state visits and intensive technical assistance to coordinate policies for children through sustainable governing body	Robert Wood Johnson Foundation	$400,000
58	Health / HSPS	Prescription Opioid, Heroin and Fentanyl Addiction Learning Labs - Year 3 + Year 2 Carryover	6/30/19	Highlight effective strategies for states in addressing various aspects of the opioid epidemic, including: treatment for justice-involved populations; deaths related to heroin and illicit fentanyl; teleconsultation programs; and information sharing between public health and law enforcement.	CDC (OSTLTS Cooperative Agreement)	Estimated $500,000/year for 5 years
59	HSPS	Annie E. Casey National Partners Portfolio	12/31/18	This cross-divisional effort between EO and HSPS focuses on elevating juvenile justice issues with governor's offices, and highlighting strategies to increase alternatives to incarceration and ocmmunity-based alternatives at the state level.	Annie E Casey Foundation	$150,000

NV-DA-20-0615-A-004380

AMERICAN OVERSIGHT

Public Project List: as of June 27, 2018						
60	HSPS	National Criminal Justice Reform Project	2/28/18	In partnership with an outside organization, this intensive technical assistance project is the first national-level, executive branch;led effort to reform pretrial, reentry, prison and jail populations, substance abuse and mental health, and information sharing through the Governor's Criminal Justice Policy Advisor and State Administering Agency Director for Criminal Justice.	Arnold Foundation	$1,200,000,000
61	HSPS	State Strategies to Strengthen Traffic Safety and Reduce Fatalities	6/30/18	Led by a cross-divisional effort (between EET and HSPS), the Center has been charged with highlighting a significant increase in traffic fatalities at the state level, and to underscore strategies for governor's offices and related state agencies to consider in addressing traffic safety.	CDC	$825,000
62	HSPS	Public Health Preparedness	6/30/18	This project helps states break down silos between homeland security, public health and emergency management. This is the final year of the five year grant. To date, we have hosted in-state workshops for Maryland and Pennsylvania and produced an issue brief. Next year, we plan to develop a short guide to governors on executive authority related to public health emergencies.	CDC	$30,000
63	HSPS	Workshop for Gubernatorial and Legislative Leaders on Public Health Emergencies	9/30/18	NGA plans to host a workshop for up to seven states to identify administrative, legal, and regulatory barriers to public health emergency response. The state teams, selected through a competitive process, will develop plans to address these barriers and provide a report out on their efforts to the governor and CDC.	CDC	$200,000
64	HSPS	DHS Office of Emergency Communications	9/30/18	This project builds off of our Policy Academy on Enhancing Emergency Communications and will involve hosting four regional workshops, bringing together state teams to improve governance around the emergency communicatiosn ecosystem in preparation for the rapid technological advances in mobile and communications technology.	Department of Homeland Security	$511,000
65	HSPS	Countering Violent Extremism	7/31/19	The State Approaches to Countering Violent Extremism grant seeks to develop a roadmap for state officials to help prevent future violent extremist attacks. The project will not focus on any specific violent extremist ideology but instead include the full spectrum. NGA will select five states to participate in a policy academy and test the roadmap.	Department of Homeland Security	$500,000
66	HSPS	National Training and Technical Assistance Project for States	12/31/17	In partnership with an outside organization, NGA will engage governor's offices on criminal justice issues, highlight best practices, provide technical assistance, and host on-site and Institute engagements for senior state officials.	Department of Justice	$500,000
67	HSPS	Learning Collaborative on Paroling Practices	9/30/17	In partnership with an outside organization, HSPS has sought to engage governor's offices and, through the learning collaborative, facilitate partnerships wtih their respective parole and pardon boards and deliver a set of policy recommendations to their governors at the conclusion of the project.	Department of Justice	$0
68	HSPS	Governors Homeland Security Advisors Council	9/14/18	The Governors Homeland Securiy Advisors Council represents the collective interest of the nation's homeland security advisors. This project funds most of the Council's activities.	FEMA	$275,000
69	HSPS	Pew Charitable Trust National Partners	6/30/18	As part of their national partners portfolio, Pew has asked that NGA lead a new pilot project to engage governor's offices on crisis communications and criminal justice. Such work requires the production of an electronic toolkit and a series of on-site workshops, in partnership with both Pew and Kivvit, a public relations firm.	Pew Charitable Trusts	$236,000
70	HSPS	Long Term Recovery Experts Roundtable	5/1/19	Through this effort, NGA will host an experts roundtable on long-term recovery issues to examine ways for NGA to help governors think more strategically about long-term recovery planning in the wake of disasters.	State Farm	$25,000
71	HSPS	Opportunity for Statewide Training and Technical Assistance for Criminal Justice Strategic Planning		This opportunity is designed to help states meet the 2019 Byrne Justice Assistance Grant requirement of a comprehensive statewide strategic plan. The Justice for All Reauthorization Act, passed in December 2016, requires all applicants for FY 2019 Byrne JAG state formula grant awards to include a statewide strategic plan that addresses resource allocation, use of data, and implementation of evidence-based practices.	Bureau of Justice Assistance	

NV-DA-20-0615-A-004381

Plenary Session V: An Evolving Crisis: Combatting the Next Wave of Addiction
Friday, July 20
2 to 3:30 p.m.
Convention Center: Sweeney Ballroom C-F

Plenary V: An Evolving Crisis: Combatting the Next Wave of Addiction

Overview

The National Governors Association Homeland Security and Public Safety Committee and Health and Human Services Committee will host this session focusing on the intersection between public safety and public health in addressing the opioid crisis.

The opioid crisis continues to evolve beyond prescription drugs – presenting new state challenges with the increase of overdoses from fentanyl mixed with illicit stimulants like cocaine and methamphetamine. This session will offer insights into how officials at all levels of governments can combat the flow of opioids and other illicit drugs into the country and ensure appropriate treatment and recovery services in a rapidly changing environment.

Format

- 2 p.m. — Opening Remarks
  - Governor Mark Dayton, Minnesota
  - Governor Kate Brown, Oregon
- 2:10 p.m. — Panel Discussion
  - Deputy Director James Carroll, Office of National Drug Control Policy
  - Deputy Postmaster General Ronald A. Stroman, United States Postal Service
  - Fire Chief Jan Rader, City of Huntington, West Virginia
- 3 p.m. — First Lady Kathryn Helgaas Burgum Remarks
- 3:10 p.m. — Q&A Session
- 3:30 p.m. — Adjourn

Media

This session is open to press.

Takeaway(s)

The forum will help governors discuss ways to improve state-federal coordination in both combatting the flow of opioids and synthetic drugs coming into the United States and in building sustainable treatment models to care for those suffering from addiction.

Contacts: Mary Catherine Ott, (202) 719-2867or mcott@nga.org
Amy Zettle, (202) 624-5378 or azettle@nga.org

AMERICAN OVERSIGHT

Presenter Bios

James Carroll



Jim Carroll is the deputy director of National Drug Control Policy in the Executive Office of the President. On April 24, 2018, the president sent to the Senate the nomination of Deputy Director Carroll to be the director of National Drug Control Policy.

Prior to joining the Office of National Drug Control Policy, he served as assistant to the President and Deputy Chief of Staff at the White House. Previously in the Administration, Carroll served as general counsel of the Office of Management and Budget and as deputy assistant and senior counsel to the president. Before joining the Trump Administration, Carroll served as Washington Counsel at the Ford Motor Company and as General Counsel of the Ford Motor Company Fund, the company's philanthropic arm that supports non-profit organizations and initiatives. During the George W. Bush administration, Carroll held several positions, including special assistant and associate counsel to the president at the White House, deputy general counsel and acting general counsel at the U.S. Department of the Treasury and as an attorney at the U.S. Department of Justice. Carroll began his career as a state prosecutor in Virginia after earning his bachelor's degree from the University of Virginia and his J.D. from the George Mason University School of Law.

Ronald A. Stroman



Ronald A. Stroman was named the 20th deputy postmaster general (DPMG) in March 2011. As the second-highest ranking postal executive, he serves on the Postal Service Board of Governors and on Postmaster General Megan Brennan's Executive Leadership Team. Reporting to Stroman are the functions of government relations and public policy, international postal affairs, sustainability and the Judicial Officer Department.

Stroman facilitates relationships with the Congress, and with federal, state and local agencies as the Postal Service pursues its core business strategies. He also has the lead role in working with the Universal Postal Union and the Department of State on international postal policy.

Stroman has more than 30 years of professional experience in government, legislative affairs and leadership before becoming DPMG. From 1978 to 1984, he was an attorney with the Department of Housing and Urban Development. He then moved into a position as counsel on the Judiciary Committee of the U.S. House of Representatives. He also worked for the Committee on Government Operations and became a minority staff director and counsel for the House Committee on Oversight and Government Reform.

In 1997, Stroman took a director's position with the U.S. Department of Transportation. In 2001, he joined the General Accounting Office as managing director for the Office of Opportunity and Inclusiveness. He returned to the House in 2009, where he served as staff director, Committee on Oversight and Government Reform, before joining the Postal Service.

AMERICAN OVERSIGHT

Stroman earned his Juris Doctorate from Rutgers University Law Center.

Jan Rader



Jan Rader joined the Huntington Fire Department in August of 1994. Rader is the first woman to reach the rank of Chief for a career department in the State of West Virginia. She holds an associate's degree in Occupational Development from Marshall University and an Associate's Degree of Science in Nursing from Ohio University. Jan holds many fire service certifications and is also a Fire and EMS Instructor in the State of West Virginia. Since November of 2014 Chief Rader has been serving as a member of the Mayor's Office of Drug Control Policy. The purpose of this task force is to address drug addiction in Huntington and the surrounding communities and create a holistic approach involving prevention, treatment and law enforcement. Jan recently came to national prominence after the release of the short documentary "Heroin(e)" by Netflix in September of 2017. Then in April of 2018, she was chosen as one of Time Magazine's list of the 100 most influential people in the world.

AMERICAN OVERSIGHT

NV-DA-20-0615-A-004384

Governors Only: Council of Governors and Opportunity Zones
Friday, July 20
3:45 to 5 p.m.
Eldorado: Grand Ballroom B
Invitation Extended to Governors Plus One Staff Member

Governors Only: Council of Governors and Opportunity Zones

Overview

The co-chairs of the Council of Governors will provide a read-out of discussion items from the Thursday's Council of Governors Plenary Session, which will focus on actions and recommendations agreed to/discussed as it relates to the Council's State-Federal Catastrophic Disaster Working Group.

Following the discussion, the remainder of the session will examine how governors can work in tandem with investors and fund managers, entrepreneurs and business owners, anchor institutions, property developers, philanthropies and community stakeholder to help a new Opportunity Zone investment ecosystem emerge.

The Tax Cuts and Jobs Act authorized a new program to provide incentives for investors to re-invest unrealized capital gains into Opportunity Funds for designated low-income communities. Earlier this year governors had the opportunity to designate which low-income communities will be qualified opportunity zones and the U.S. Department of Treasury finalized all the selected zones in June. Governors now have the unique ability to develop comprehensive strategies for nurturing a new market around a new asset class— their Opportunity Zones—to take shape.

****You are opening the discussion on opportunity zones.**

Format

- 3:45 p.m. — Opening Remarks and Introductions – Council of Governors
  - Governor Mary Fallin, Oklahoma
  - Governor Dannel Malloy, Connecticut
- 3:55 p.m. — Discussion – Council of Governors
- 4:15 p.m. — Opening Remarks – Opportunity Zones
  - Governor Brian Sandoval, Nevada
- 4:20 p.m. — Speaker Presentations – Opportunity Zones
  - Sarah Bianchi, Senior Advisor, The Governance Project
  - John Lettieri, President, The Economic Innovation Group
- 4:40 p.m. — Discussion – Opportunity Zones

Media

This session is closed to press.

Takeaway(s)

This session will provide governors a read out of the actions taken by the Council of Governors, as well as a platform to explore successful strategies for engaging the marketplace and recruiting investment into qualified Opportunity Zones.

Contacts: Caroline Sevier, (202) 624-5376 or csevier@nga.org

AMERICAN OVERSIGHT

Presenter Bios

Sarah Bianchi



Sarah Bianchi began her career in the Clinton White House on the Domestic Policy Council and has served in a variety of White House and campaign policy roles, including deputy policy director for Vice President Gore and national policy director for the Kerry presidential campaign. During the Obama administration, she served as deputy assistant to the president for economic policy and director of policy for Vice President Biden.

Bianchi has also served in a number of private sector roles, including eight years on Wall Street where she was a managing director at BlackRock and an investment advisor at Eton Park Capital Management. She also served as global head of policy development at Airbnb, where she led a company-wide policy development process that implemented over 20 global policies around taxes, home-sharing regulations, trust and safety, data and transparency and Airbnb's 90-day racial discrimination task force.

Bianchi currently serves as a senior advisor at The Governance Project, focused on implementing the new Opportunity Zone law. Sarah is also serves as chair of the Policy Advisory Group at the Biden Institute. She graduated magna cum laude from Harvard University and is on the board at Harvard's Institute of Politics. She lives in Arlington, Va.

John Lettieri



John Lettieri is co-founder and president of the Economic Innovation Group (EIG). He leads EIG's policy development, economic research and legislative affairs efforts to study and address regional inequality and the decline of economic dynamism in the United States.

Lettieri's career in public policy has included time in both the public and private sectors working with a diverse set of policymakers, entrepreneurs, investors and global business leaders.

Prior to EIG, Lettieri was the vice president of Public Policy and Government Affairs for a leading business association, the Organization for International Investment (OFII), where he led the organization's state and federal policy work on such issues as tax reform, trade, investment promotion and manufacturing. Before joining OFII, Lettieri was director of Public and Government Affairs for a global aerospace manufacturer. He previously served as a foreign policy aide to former U.S. Senator Chuck Hagel, who was then a senior member of the United States Senate Foreign Relations Committee.

Lettieri is a graduate of Wake Forest University where he studied political science and global commerce. He serves on the Board of Regents at The Fund for American Studies, the Board of Directors for Lincoln Network and the Board of Directors for Friends of the National Zoo. He lives with his wife and children in Washington, D.C.

AMERICAN OVERSIGHT

Governors Only—Opportunity Zones

Friday, July 20, 3:45-5 p.m.

Governor Sandoval

[SANDOVAL OPENS AND CALLS MEETING TO ORDER]

[COG READ OUT—TBD BY NGA]

FOR OUR NEXT ORDER OF BUSINESS, WE WILL TURN TO A DISCUSSION ON THE NEWLY ESTABLISHED OPPORTUNITY ZONES PROGRAM, WHICH CAME OUT OF THE TAX REFORM BILL LATE LAST YEAR.

OUR STATES HAVE ALL MADE SELECTIONS FOR WHICH AREAS WOULD BE BEST SERVED BY RECEIVING AN OPPORTUNITY ZONES DESIGNATION, AND NOW WE MUST TURN OUR ATTENTION TO HOW TO BEST LEVERAGE AVAILABLE POLICY TOOLS TO GUARANTEE ECONOMIC DEVELOPMENT AND JOB GROWTH IN THESE LESSER SERVED COMMUNITIES.

AMERICAN OVERSIGHT

JOINING US TODAY TO PROVIDE POLICY AND MESSAGING CONSIDERATIONS AS YOU DEVELOP YOUR STATE OPPORTUNITY ZONES' STRATEGIC PLAN ARE TWO EXPERTS IN THE ECONOMIC DEVELOPMENT FIELD.

FIRST, WE HAVE JOHN LETTIERI, THE PRESIDENT AND CO-FOUNDER OF THE ECONOMIC INNOVATION GROUP. AT EIG, JOHN LEADS THE ORGANIZATION'S POLICY DEVELOPMENT, ECONOMIC RESEARCH AND LEGISLATIVE AFFAIRS EFFORTS.

PRIOR TO CO-FOUNDING EIG, JOHN WAS THE VICE-PRESIDENT OF PUBLIC POLICY AT THE ORGANIZATION FOR INTERNATIONAL INVESTMENT AND SERVED AS A FOREIGN POLICY AIDE FOR FORMER U.S. SENATOR CHUCK HAGEL.

NEXT, WE HAVE SARAH BIANCHI, SENIOR ADVISOR AT THE GOVERNANCE PROJECT, WHERE SHE HAS BEEN FOCUSED ON THE IMPLEMENTATION OF THE OPPORTUNITY ZONES PROGRAM.

AMERICAN OVERSIGHT

PRIOR TO JOINING THE GOVERNANCE PROJECT, SARAH SERVED IN THE CLINTON WHITE HOUSE ON THE DOMESTIC POLICY COUNCIL AND IN THE OBAMA ADMINISTRATION AS THE DEPUTY ASSISTANT TO THE PRESIDENT FOR ECONOMIC POLICY AND THE DIRECTOR OF POLICY FOR VICE PRESIDENT BIDEN.

OUTSIDE OF HER PUBLIC SERVICE WORK, SARAH HAS WORKED AS A MANAGING DIRECTOR AT BLACKROCK, AN INVESTMENT ADVISOR AT ETON PARK CAPITAL AND MOST RECENTLY AS THE GLOBAL HEAD OF POLICY DEVELOPMENT AT AIRBNB.

I WILL NOW TURN IT OVER TO JOHN TO BEGIN FOR HIS OPENING REMARKS.

[TRANSITION TO JOHN LETTIERI FOR HIS REMARKS]

[TRANSITIONS BACK TO SANDOVAL]

AMERICAN OVERSIGHT

THANK YOU, JOHN. WE WILL NOW TURN TO SARAH FOR SOME INSIGHTS ABOUT WHAT SPECIFIC STRATEGIES AND POLICIES GOVERNORS CAN CONSIDER AS THEY DEVELOP THEIR OPPORTUNITY ZONES PLAN.

[TRANSITIONS TO SARAH BIANCHI FOR HER REMARKS]

[TRANSITIONS BACK TO SANDOVAL]

THANK YOU, SARAH. I WOULD NOW LIKE TO OPEN UP THE FLOOR TO ALL GOVERNORS FOR ANY QUESTIONS THAT YOU MIGHT HAVE FOR OUR PANELISTS, OR TO HEAR ABOUT ANY SPECIFIC STRATEGIES THAT YOUR STATE MIGHT ALREADY BE EMPLOYING.

[SANDOVAL CONCLUSION]

THANK YOU TO EVERYONE WHO PARTICIPATED IN TODAY'S CONVERSATIONS. I LOOK FORWARD TO SEEING YOU ALL AT THE SOCIAL EVENTS TONIGHT, AND FOR ANOTHER GREAT DAY OF DIALOGUE TOMORROW.

AMERICAN OVERSIGHT

Nevada Opportunity Zones Highlights

State highlights for designation process

- Created a website with an interactive map to solicit public comment on nominated tracts
- Worked with local governments to develop a priority list
- Worked with national partners, including The Economic Innovation Group, the Governance Project and the Urban Institute to come up with a model to rank census tracts with need and likelihood of investment scores.
- Held informational sessions and a town hall in low-income areas to promote awareness

How Nevada plans to shape policies and encourage investment in Opportunity Zones?

Be Strategic

Evaluating and align workforce programs, zoning and permitting and treat the designations as the first step in the process

Convene and collaborate

Successful Ozones will require long-term efforts that include participation between the public, private and philanthropic sectors

Assign a point person for Opportunity Zones and encourage working groups between the state and local governments. In Nevada, the Governor's Office of Economic Development is going to coordinate working groups to share best practices and promote new ideas.

Continue to work with national groups such as the Economic Innovation Group as the Opportunity Zone regulations are drafted and the program is implemented

Think broadly

Potential applications for investors is very broad with very few exceptions. From affordable housing to tech startups, if an investor can realize a gain, Ozones might be a possibility.

What is Nevada currently working on

- Forming working groups consisting of Economic Development, Business and Industry, Local Governments to develop best practices
- Developing an agenda to host an Opportunity Zone Conference similar to the conference Colorado hosted in June

On-going concerns regarding Opportunity Zones

- Still waiting on final guidance from the Treasury to provide guidance on many issues including:
    - Self-Certification requirements of Opportunity Funds

AMERICAN OVERSIGHT

    - Grace periods for Opportunity Fund and Opportunity Zone Business to make investments
    - Some definitions including meaning of “substantially all”, “substantial portion”, and “active”
- Displacement concerns in low-income neighborhoods. There is a fear that too much growth too fact will only act to displace low-income residents without creating opportunities for them.

AMERICAN OVERSIGHT

Helping Nevada get a Piece of a Trillion Dollar Pie through Housing Incentives.

On June 14th, sixty one of Nevada's low-income census tracts received official designation as Qualified Opportunity Zones (QOZ) by the U.S. Department of Treasury and the IRS; but what does this mean for the state? The Opportunity Zone (O-Zone) Program was created by the Tax Cuts and Jobs Act signed by the president at the end of 2017. This new incentive encourages long-term private investment of capital gains into projects, businesses, and property development in low-income areas that continue to be left behind even in our strong economy. While as a whole our state and country are experiencing one of the lowest unemployment rates of all time, nearly 35 million Americans live in distressed QOZ communities. According to the 2011-2015 American Community Survey, almost one third of the population in the O-Zone tracts live in poverty, plus these tracts have a unemployment rate of 1.6 times higher and have an average income of 37% lower than the typical U.S. census tract.

The goal of the O-Zone program is to change the course of these low-income tracts through new private investment. Currently it is estimated that over 3 trillion dollars of unrealized capital gains are pent up in investment in order to postpone tax burden. The O-Zone program allows significant tax incentives for capital gains that are quickly reinvested into these designated census tracts; tax incentive include:

> (1) The deferral of the payment of taxes on capital gains until the sooner of December 31, 2026 or the date the investment is removed from the O-Zone.
>
> (2) A reduction in the total taxes paid on the capital gains through an increase in basis of 10% for investments lasting 5 years, and 15% (an additional 5%) for investments of 7 years or longer.
>
> (3) The exclusion of capital gain tax on appreciation of the investment as long as it remains in the designated low-income zones for 10 years.

With all 50 states, the District of Columbia, and 5 territories having designated O-Zone tracts there are many zones for investors to choose from. The race is on across the country to draw millions, if not billions, of dollars of investment into local zones. States, municipalities, and local economic development organizations alike are striving to devise the most attractive complementary programs to couple with O-Zone investments and bring the funds to their states and cities. In addition, being a very new and quick to market program, these same organizations are tasked with getting the word out and appealing to investors.

With this in mind, the Nevada Housing Division may be among the first in the country to launch a new twist to their current low-income housing program to help attract O-Zone investment into the state. Specifically, the division administers the federal allocation of the Low Income Housing Tax Credit (LIHTC) Program for Nevada; LIHTC incentivizes development of affordable housing for low income individuals. In Nevada's distressed neighborhoods housing is possibly one of the most critical resources needed to turn these communities around. To address this head on, the housing division is launching an extra round of LIHTC allocation that encourages developers to utilize O-Zone Investment. In this additional round, launching in mid-July with applications due in early October, developers who propose housing projects that meet all traditionally required criteria and have secured O-Zone financing will be rated higher and are more likely to receive the LIHTC incentive. Over the past 6 months tax, legal and investment consultants alike have been touting that those who are nimble and quickly launch into O-

AMERICAN OVERSIGHT

Zone investments will be the biggest winners. The coupling of housing and O-zone incentives is a great first step for Nevada to lead the O-Zone race.

To find out more on these programs go to:

- Federal Opportunity Zone Resources https://www.cdfifund.gov/Pages/Opportunity-Zones.aspx
- State of Nevada Opportunity Zones http://www.diversifynevada.com/programs-resources/opportunity-zones
- State of Nevada Housing Division Low Income Housing, LIHTC: https://housing.nv.gov/programs/LIH/Qualified_Allocation_Plans/

Potential highlight: "The creation of Opportunity Zones is one of the most significant provisions of the Tax Cut and Jobs Act. Incentivizing private investment into these low-income communities can be transformational, stimulating economic growth and job creation across the country," said Secretary Steven T. Mnuchin. "This Administration will work diligently with states and the private sector to encourage investment and development in Opportunity Zones and other distressed communities so that they may enjoy the benefits of robust economic growth."

AMERICAN OVERSIGHT

Social Event: La Noche de Fuego (The Night of Fire)
Friday, July 20
6 to 9 p.m.
Fort Marcy Park

La Noche de Fuego (The Night of Fire)

Overview

La Noche de Fuego is a very special evening, celebrating a unique tradition that features the sights, sounds, flavors and culture of New Mexico.

****You are giving opening remarks.**

Format

- 6 p.m. — Balloons and Bubbles Reception
  - Paying homage to Albuquerque's designation as "Hot Air Balloon Capital of the World," local pilots will take the field during cocktail hour and share with guests the fascinating experience of watching these gentle giants of billowing nylon inflate.
- 7 p.m. — Dinner
  - Guests will be seated at "harvest tables" while they enjoy an array of New Mexican favorites.
- 8:15 p.m. — Show
  - The burning of the effigy of Tío Coco, aka Old Man Gloom: Since 1924, this unique cultural event, staged yearly on the Friday before Labor Day, has become a tradition for Santa Feans. Some deem the cathartic burn as the beginning of a new year, a brand-new start that is free from the concerns of the past year. As darkness falls, the music begins, and fire dancers taunt an enormous 50-foot-tall effigy until at last the flames catch and fireworks light up the sky, burning away your worries, hardships and disappointments.
  - All meeting participants will have the opportunity to write down their woes and deposit them into "Gloom Deposit Boxes" placed throughout the Convention Center. They will all be transported to the event and placed into Tío Coco before the spectacle begins.

Transportation

Governors may arrive by private vehicle; secured parking will be available. All other attendees should utilize the shuttle service provided from all host hotels between the hours of 5:45 and 9:15 p.m.

Dress

Dress for this event is "Southwest casual." Please note that this event will take place outdoors. Closed-toe shoes and a light sweater or jacket are recommended.

Media

This event is open to invited press.

Contact: Bob Masciarelli, (202) 624-5355 or bmasicarelli@nga.org

AMERICAN OVERSIGHT

La Noche de Fuego

Friday, July 20, 6-9 p.m.

Governor Sandoval

[GOVERNOR SANDOVAL OPENS]

WELCOME. THANK YOU TO THE GOVERNORS, THEIR FAMILIES, NGA SPONSORS AND SPECIAL GUESTS FOR COMING TONIGHT.

DAY TWO OF THE NGA SUMMER MEETING IS NOW IN THE BOOKS. I KNOW THAT I'VE LEARNED SO MUCH FROM MY COLLEAGUES, NGA PARTNERS AND THE PANELISTS, AND I HOPE YOU ALL FEEL THE SAME WAY.

MUCH LIKE LAST NIGHT, OUR GOAL NOW IS TO REFLECT ON TODAY'S EVENTS AND CONNECT WITH EACH OTHER.

I HOPE YOU ALL HAVE A WONDERFUL EVENING AND ENJOY THE PROGRAM TONIGHT.

AMERICAN OVERSIGHT

SPECIAL THANKS TO THE KIWANIS CLUB FOR THEIR WORK TO PUT TOGETHER WHAT I'M SURE WILL BE A MEMORABLE PROGRAM.

IF YOU WOULD PLEASE JOIN ME IN WELCOMING GOVERNOR BULLOCK TO SAY A FEW WORDS.

[TRANSITION TO BULLOCK]

AMERICAN OVERSIGHT

Saturday Sessions

AMERICAN OVERSIGHT

NV-DA-20-0615-A-004398

Governors Only (Part 1): NGA's Cross Divisional Response on School Safety
Saturday, July 21
8:30 to 8:45 a.m. (at beginning of second governors-only session)
Eldorado: Grand Ballroom B
Invitation Extended to Governors Plus One Staff Member

Governors Only (Part 1): NGA's Cross Divisional Response on School Safety

Overview

In order to align efforts to support governors and their staff as they seek to tackle this difficult and contentious issue, the NGA Center has developed a cross-divisional project that pulls on the resources and expertise of the Education, Health and Homeland Security and Public Safety divisions.

The divisions are working together to support provide tailored technical assistance to governors' offices and state officials to identify and assess gaps and challenges and strengthen state partnerships, planning, policies and practices across agencies. Comprehensive partnership and policy frameworks begin with prevention-based activities that foster greater collaboration across sectors at the family-school-community level. Similarly, preparation requires cross-team incident management structures, implementation of school safety protocols and procedures and training. Finally, cross-sector coordination and collaboration is essential in responding to a crisis and in the aftermath.

The NGA Center's three-pronged partnership approach will also allow states to explore different school safety and prevention models and best practices and identify ways to leverage existing federal and state resources. This project will further allow states to develop working relationships and learn from each other's unique challenges and approaches to school safety and prevention. With the NGA Center's assistance, governors' offices, state education, health, public safety and homeland security departments and stakeholders will be better positioned to ensure that school environments are safe and secure.

**You are opening the session.

Format

- 8:30 a.m. — Opening
  - Governor Brian Sandoval, Nevada
- 8:32 a.m. — Presentation
  - Scott D. Pattison, CEO and Executive Director
- 8:45 a.m. — Adjourn

Media

This session is closed to press.

Contact: Anna Davis, (202) 624-5360 or adavis@nga.org

AMERICAN OVERSIGHT

Governors Only (Part 2): How the Supreme Court Term Will Impact the States: Wayfair, Murphy and Beyond
Saturday, July 21
8:45 to 10 a.m.
Eldorado: Grand Ballroom B
Invitation Extended to Governors Plus One Staff Member

Governors Only (Part 2): How the Supreme Court Term Will Impact the States: *Wayfair, Murphy* and Beyond

Overview

The Supreme Court just finished its term, issuing more decisions impacting states and federalism than in recent memory. This session will provide a forum for governors to discuss implications from the term generally, but with special focus on those major opinions that affect states such as *South Dakota* (remote sellers/sales tax), *Janus* (union dues), *Husted* (voting roles), *Gill* (gerrymandering) and *Murphy* (sports betting). Eric Citron will summarize the court's decisions, and will be joined by another participant, A.G. Burnett, who will speak about the opportunities and regulatory obligations for states going forward post-*Murphy*.

**You are giving welcoming remarks and introductions.

Format

- 8:45 a.m. — Opening remarks and introductions
  - Governor Brian Sandoval, Nevada, Moderator
- 8:55 a.m. — Presentations
  - Eric Citron, Partner, Goldstein & Russell
  - A.G. Burnett, Partner, McDonald Carano
- 9:15 a.m. — Open Discussion
- 9:55 a.m. — Adjourn

Media

This session is closed to press.

Contact: Anna Davis, (202) 624-5360 or adavis@nga.org

AMERICAN OVERSIGHT

Presenter Bios

Eric Citron



Eric Citron clerked on the Supreme Court of the United States for Associate Justices Sandra Day O'Connor and Elena Kagan. Before his time at the Supreme Court, Eric was a senior associate in the Litigation/Controversy Department and a member of the Appellate and Supreme Court Litigation and Government and Regulatory Litigation Practice Groups at WilmerHale. He has also served as counsel to the assistant attorney general in the Antitrust Division of the United States Department of Justice, where he drafted position papers, policy memoranda and speeches, and advised on issues related to policy, appeals, inter-agency coordination, international relations and litigation. Immediately following law school, Citron clerked for the Honorable James Robertson of the U.S. District Court for the District of Columbia, and the Honorable David S. Tatel of the U.S. Court of Appeals for the District of Columbia Circuit.

A.G. Burnett



A.G. Burnett is a partner at McDonald Carano. From 2012 to 2017, he was the chair of the Nevada Gaming Control Board (NGCB). The NGCB, along with the Nevada Gaming Commission, oversees all forms of gaming in the state. Prior to his appointment to the NGCB, Burnett served as senior deputy attorney general in the Gaming Division of the Nevada Attorney General's Office. In that post he represented the NGCB, the Nevada Gaming Commission and the Nevada Commission on Sports.

AMERICAN OVERSIGHT

Governors Only—NGA's Response to School Safety & SCOTUS: Implications for the States

Saturday, 8:30am – 10:00am

Governor Sandoval

[GOV SANDOVAL]

GOOD MORNING, GOVERNORS.

THANK YOU FOR JOINING US ON THIS EARLY MORNING. WE HAVE AN EXCITING DAY AHEAD.

BEFORE WE HAVE A CONVERSATION ABOUT THIS YEAR'S SUPREME COURT RULINGS AND HOW STATES CAN RESPOND, I WANT TO TURN IT OVER TO NGA'S CEO SCOTT PATTISON TO DISCUSS HOW NGA IS ADDRESSING THE SCHOOL VIOLENCE EPIDEMIC THROUGH BIPARTISAN ASSISTANCE TO STATES.

AMERICAN OVERSIGHT

THIS EFFORT INCLUDES THREE DIVISIONS FROM THE CENTER FOR BEST PRACTICES: HOMELAND SECURITY AND PUBLIC SAFETY, EDUCATION AND HEALTH.

SCOTT, WHAT CAN YOU TELL US ABOUT THIS ISSUE THAT WEIGHS ON THE MINDS OF EVERYONE IN THIS ROOM?

[SCOTT PATTISON REMARKS]

THANK YOU, SCOTT. SPEAKING ON BEHALF OF MY COLLEAGUES, WE APPRECIATE KNOWING THAT NGA CAN QUICKLY MOBILIZE ITS RESOURCES TO PROVIDE SUPPORT TO GOVERNORS WHEN FACED WITH AN UNANTICIPATED CHALLENGE.

I KNOW HOW MUCH WORK HAS BEEN PUT INTO THE SCHOOL SAFETY RESPONSE, AND I WANT TO THANK YOU FOR THESE EFFORTS.

AMERICAN OVERSIGHT

NOW, WE WILL TURN TO A DISCUSSION ABOUT THE SUPREME COURT TERM THAT JUST CONCLUDED AT THE END OF JUNE.

NO TERM IN RECENT MEMORY HAS RESULTED IN THIS MANY DECISIONS HAVING SUCH SIGNIFICANT IMPLICATIONS FOR GOVERNORS AND OUR STATES.

JOINING US TODAY TO SHARE THEIR INSIGHTS ARE TWO EXPERTS WHO ARE PREPARED TO DISCUSS WHAT GOVERNORS SHOULD BE THINKING ABOUT AS A STATE-SPECIFIC RESPONSE TO SEVERAL KEY DECISIONS OF THE COURT.

NOTE: GOVERNOR DAUGAARD MAY WANT TO INTRODUCE ERIC CITRON IN WHICH CASE, JUST RECOGNIZE GOVERNOR DAUGAARD AND THEN INTRODUCE A.G. BURNETT.

AMERICAN OVERSIGHT

FIRST, IT IS MY PLEASURE TO INTRODUCE ERIC CITRON. ERIC IS A PARTNER AT THE FIRM OF GOLDSTEIN & RUSSELL, IN THEIR SUPREME COURT PRACTICE.

PREVIOUSLY, ERIC CLERKED FOR TWO JUSTICES OF THE SUPREME COURT: SANDRA DAY O'CONNOR AND ELENA KAGEN, FOLLOWING EARLIER CLERKSHIPS IN THE FEDERAL DISTRICT AND APPEALS COURTS.

I THINK IT'S FAIR TO SAY THAT ERIC KNOWS HIS WAY AROUND A FEDERAL COURTROOM.

MOST RELEVANT TO OUR SESSION TODAY, ERIC WAS A COUNSEL FOR THE PETITIONER IN THE RECENTLY ANNOUNCED *SOUTH DAKOTA V. WAYFAIR* OVERTURNING *QUILL* AND *BELLA HESS,* WHICH NOW ALLOWS STATES TO COLLECT TAXES ON SALES FROM COMPANIES WITHOUT A PHYSICAL PRESENCE IN A STATE.

AMERICAN OVERSIGHT

NEXT, IT IS MY PLEASURE TO INTRODUCE MY FRIEND A.G. BURNETT.

A.G. IS A PARTNER AT THE FIRM OF MCDONALD CARANO, AND FROM 2012 UNTIL LAST DECEMBER, A.G. WAS CHAIR OF THE NEVADA GAMING CONTROL BOARD.

I INVITED HIM TO COME TODAY TO SHARE HIS PERSPECTIVES ON THE SUPREME COURT'S DECISION IN THE *MURPHY* DECISION, ALLOWING STATES TO DECIDE WHETHER TO ALLOW SPORTS GAMING.

I WILL NOW TURN IT OVER TO ERIC TO BEGIN FOR HIS OPENING REMARKS.

[ERIC CITRON REMARKS]

AMERICAN OVERSIGHT

[GOV SANDOVAL]

THANK YOU, ERIC.

NOW, I WILL TURN IT OVER TO A.G. FOR SOME INSIGHTS ABOUT WHAT SPECIFIC STRATEGIES AND POLICIES GOVERNORS CAN CONSIDER AS A RESPONSE TO THE *MURPHY* DECISION.

[A.G. BURNETT REMARKS]

THANK YOU, A.G.

I WOULD NOW LIKE TO OPEN UP THE FLOOR TO ALL GOVERNORS FOR QUESTIONS FROM OUR SPEAKERS, OR TO SHARE ANY SPECIFIC STRATEGIES THAT YOUR STATE HAS ALREADY EMPLOYED.

[OPEN DISCUSSION]

AMERICAN OVERSIGHT

[GOV SANDOVAL]

THANK YOU, EVERYONE, AND ESPECIALLY THANKS TO ERIC AND A.G.

WE GAINED MANY VALUABLE INSIGHTS INTO HOW TO RESPOND TO THE RECENT DECISIONS FROM THE SUPREME COURT.

WE ARE NOW ADJOURNED.

AMERICAN OVERSIGHT

Bloomberg BNA Daily Report for Executives™

Electronic Commerce

States Urged to Proceed With Caution After 'Wayfair'

By Brenna Goth

Snapshot

- Next year could be big for tax overhauls
- Consumers, retailers need clarity

A week after the U.S. Supreme Court lifted a major barrier to the collection of sales taxes from remote sellers, the question remains: How will states respond?

The majority opinion in *South Dakota v. Wayfair*, written by Justice Anthony Kennedy, raises legal and logistical questions. At its heart, the decision says a state can require a business to collect sales taxes even if it doesn't have a physical presence there.

That change could help make 2019 the biggest year for state tax overhauls in "many many years," said Max Behlke, director of budget and tax for the National Conference of State Legislatures. Behlke spoke June 28 at the organization's Task Force on State and Local Taxation meeting in Lake Tahoe, Nev., among the first gatherings of lawmakers on the decision.

Legislators and other panelists urged states to proceed with caution and to look carefully at their laws. The high court's opinion provides clues to how states can design their remote sales tax collection, but much is still unknown, they said.

The 5-4 majority in *Wayfair* suggested strongly that South Dakota's law would pass constitutional muster; the state's model imposes the tax collection threshold at 200 separate transactions or $100,000 in in-state sales. But the court stopped short of formally declaring that South Dakota's law, which dozens of states have mimicked already, was valid in the absence of *Quill Corp. v. North Dakota*. The court just made clear that *Quill* was no longer part of any commerce clause test for when states may impose taxes.

Accordingly, the South Dakota Supreme Court still has to bless the state's economic nexus model before it can become effective. Still, many project that states will flock to copy South Dakota's model.

Model After South Dakota

States have varying levels of preparedness to move on remote seller tax collection, Scott Drenkard, director of state projects at the Tax Foundation, said during a panel. He said state reactions have already ranged the spectrum.

Some lawmakers in Louisiana, for example, pushed for quick changes to help with revenue issues, while Arkansas is taking a more deliberative approach, Drenkard said. He cautioned against states rushing choices that could place an undue burden on businesses.

"If there was ever a state that was not prepared for the *Wayfair* decision to come down, Louisiana was certainly that state," Drenkard said.

Having sensible rules means more companies will follow them voluntarily, Drenkard said. It's in a state's best interest to follow the criteria Kennedy laid out in his opinion, he said.

Generally, states that model their remote seller statutes after South Dakota's should be in the clear, Brian Galle, a professor at Georgetown University Law Center, told attendees. That law includes a collection obligation only above a certain threshold, no retroactive liability, and compliance with the Streamlined Sales and Use Tax Agreement.

AMERICAN OVERSIGHT NV-DA-20-0615-A-004409

That doesn't mean South Dakota's model is the only option, Galle said. But the opinion only gives hints about what states can do.

Imposing retroactive taxes, for example, could raise issues unless the statute is very narrow, Galle said. Retroactive collection could result in double taxation, he said, because retailers don't know if customers have already reported use taxes to their states.

Steve Kranz, a partner at McDermott Will & Emery LLP in Washington, said states should consider protecting against retroactivity and should emphasize that the rules also apply to foreign sellers. He also recommended implementing voluntary agreements with businesses to start collecting taxes.

Implementation Takes Time

Even states prepared to collect taxes from remote sellers could face delays. In Wyoming, implementation "is not going to happen overnight," said Dan Noble, director of the Wyoming Department of Revenue. The state has two pending lawsuits regarding the legislation, including one with Wayfair.

"We've got to get past this issue of litigation first," Noble told Bloomberg Tax.

The main concern—physical presence—was decided by the Supreme Court. But the question is whether companies will raise the burden issue as a secondary claim, Noble said.

There are other logistical issues that take time. Current staffing would be overwhelmed with registrations from businesses, he said.

For now, the state will work with companies to voluntarily collect the taxes.

The Streamlined Sales Tax Governing Board Inc. is working with its 24 member states on messaging and implementation, Executive Director Craig Johnson said. The group is also reaching out to non-members to offer services.

Johnson said he expects a number of states to start down the path of joining by the end of the year. Specifics, though, depend on individual legislatures.

"It's going to take time for states to join," Johnson told Bloomberg Tax.

One highlight of the organization is a common application for sellers to register with states. That's the first thing businesses have to do, which means it's convenient to fill out one application for two dozen states, Johnson said.

'No One Will Understand'

States should try to provide clarity for both buyers and sellers, panelists said. Galle raised the issue of states that have minimum transaction thresholds to collect taxes.

That could be confusing in marketplaces with individual vendors. Customers may not understand if transactions are aggregated by platform or by seller to determine if they owe taxes.

"I suspect that no one will understand that," Galle said.

Galle also suggested that customers be alerted to the taxes owed while they're browsing and not just at checkout.

Retailers are also raising questions about implementation and compliance since the court decision, said Rachelle Bernstein, vice president and tax counsel at the National Retail Federation. Retailers are looking for centralized information on which states are starting to collect taxes and when, she said, as well as how to register.

Businesses are also are looking for simplicity in compliance, Bernstein said. They need to know when to collect taxes during sales to avoid paying later.

"It's coming out of your bottom line," she said.

AMERICAN OVERSIGHT

To contact the reporter on this story: Brenna Goth in Lake Tahoe, Nev., at bgoth@bloomberglaw.com

To contact the editor responsible for this story: Ryan C. Tuck at rtuck@bloombergtax.com

---

Contact us at http://www.bna.com/contact-us/ or call 1-800-372-1033

ISSN 1523-567X
Copyright © 2018, The Bureau of National Affairs, Inc. Reproduction or redistribution, in whole or in part, and in any form, without express written permission, is prohibited except as permitted by the BNA Copyright Policy. https://www.bna.com/corp/index.html#V

AMERICAN OVERSIGHT

Plenary VI (Part 1): Best Practices: Infrastructure Funding
Saturday, July 21
10:15 to 10:45 a.m.
Convention Center: Sweeney Ballroom C-F

Plenary VI (Part 1): Best Practices: Infrastructure Funding

Overview

When it comes to infrastructure investment, the relationship between governors and company executives and the roles that both actors play should not be ignored. In order to achieve their goals, governors constantly work with one another as well as leaders in the infrastructure industry, both in the U.S. and across the globe, to create the best plan for their citizens. Therefore, the infrastructure projects undertaken in individual states are interconnected with the situations both at home and abroad. Moreover, funding opportunities from international investors and state leadership for these projects benefit the entire nation.

NGA Global welcomes Shemara Wikramanayake, chair of Macquarie Foundation Group and head of Macquarie Asset Management, to speak about the interconnectedness of infrastructure projects regionally and internationally.

****You are moderating an armchair discussion. Remarks and scripts are forthcoming.**

Format

- 10:15 a.m. Armchair Discussion
  - Governor Brian Sandoval, Nevada
  - Shemara Wikramanayake, Chair, Macquarie Foundation Group; and Head, Macquarie Asset Management
- 10:30 a.m. Q&A Session

Takeaway(s)

This session will be a follow-up from the discussion on Thursday. International companies and other infrastructure stakeholders recognize governors as the leaders of our nation's future infrastructure buildout. This session aims to highlight opportunities for collaboration and creative approaches to infrastructure development at the state level.

Media

This session is open to the press.

Contact: Abigail Hunter, (202) 624-5301 or ahunter@nga.org

AMERICAN OVERSIGHT

Presenter Bio

Shemara Wikramanayake



Shemara Wikramanayake joined Macquarie in 1987 and worked in Macquarie Capital for 20 years before being appointed head of Macquarie Asset Management in 2008.

As head of the Macquarie Infrastructure and Real Assets business in New York for four years, Wikramanayake led the establishment of Macquarie's infrastructure and private equity funds in the U.S. and Canada.

Before that, Wikramanayake led Macquarie Capital's prudential team for four years, reviewing all transactions in which the business took a principal position. She also established and led Macquarie's corporate advisory offices in New Zealand, Hong Kong and Malaysia.

AMERICAN OVERSIGHT

NV-DA-20-0615-A-004413

Plenary VI (Part 2): Subnational Leaders Idea Exchange
Saturday, July 21
11 a.m. to 12:15 p.m.
Convention Center: Sweeney Ballroom C-F

Plenary VI (Part 2): Subnational Leaders Idea Exchange

Overview

NGA Global continues to stress the importance of the relationship between subnational governments to the federal government. In order to sustain economic growth, leaders must collaborate both domestically and internationally. By joining together, leaders can solve common issues through cross-border collaboration. Challenges, such as an aging population, rural connectivity and the future of work, are not unique to the United States. As we overcome these similar hurdles in different countries, collaboration becomes necessary.

General Secretary Annegret Kramp-Karrenbauer, will deliver the opening remarks in this session. As a former minister-president, a position which is equivalent to a governor, she will discuss the German-U.S. relationship. German ties to states such as California, Texas, Pennsylvania, Illinois and New York, have created approximately 228,000 jobs and helped foster innovation across the Atlantic. Building on the synergies created this past year in Providence, Rhode Island and Washington, D.C., at NGA's last subnational exchanges and the dialogue on North American relations, the panel following her remarks will feature subnational leaders from Japan, Canada, Mexico and Australia.

Format

- 11:15 a.m. — Introductory Remarks
  - Governor Brian Sandoval, Nevada
- 11:20 a.m. — Thank You from Kenyan Delegation
  - H.E. Josphat Nanok, Governor of Turkana and Chairman of Council of Governors in Kenya
- 11:30 a.m. — Keynote
  - Annegret Kramp-Karrenbauer, General Secretary, Christian Democratic Party, Germany
- 11:45 a.m. — Q&A Session with General Secretary Kramp-Karrenbauer

Contact: Abigail Hunter, (202) 624-5301 or ahunter@nga.org

AMERICAN OVERSIGHT

Presenter Bio

Annegret Kramp-Karrenbauer



Annegret Kramp-Karrenbauer serves as general secretary of the Christian Democratic Union (CDU). She was nominated by Angela Merkel and elected at the CDU party conference in February 2018, where she received 98.87 percent of the delegate votes.

General Secretary Kramp-Karrenbauer was the minister-president of Saarland from 2011 to 2018, making her the first woman to lead the government of Saarland and only the fourth woman to govern a German state.

On the national level, General Secretary Kramp-Karrenbauer also served as Commissioner of the Federal Republic of Germany for Cultural Affairs under the Treaty on Franco-German Cooperation between 2011 and 2014. She continues to be a member of the German-French Friendship Group set up by the German Bundesrat and the French Senate.

General Secretary Kramp-Karrenbauer was a CDU delegate to the Federal Convention for the purpose of electing the President of Germany in 2012 and 2017. Under her leadership, the CDU won 40.7 percent of the vote in the 2017 state elections, up from 35.2 percent in 2012.

General Secretary Kramp-Karrenbauer studied law and political science at the Universities of Trier and Saarbrücken from 1982 to 1990, and she earned a Master of Arts in Political Science and Public Law in 1990.

AMERICAN OVERSIGHT

Governors and Chiefs of Staff Lunch and Business Session: Transition
Saturday, July 21
12:15 to 1:30 p.m.
Convention Center: Sweeney Ballroom B
Invitation Extended to Governors Plus One Senior Staff Member

Governors and Chiefs of Staff Lunch and Business Session

Overview

A special joint lunch for governors and chiefs of staff. The program will feature a moderated panel of former governors who will give remarks focused on governing during the final year in office and on life after being governor. There will be ample time for question and answer and open discussion.
Moderated by NGA CEO and Executive Director Scott D. Pattison. Panel to include former Governors George Allen (Va.), Jim Edgar (Ill.), John Engler (Mich.) and Jane Swift (Mass.).

**You are giving opening remarks.

Format

- 12:15 p.m. — Networking Lunch and Introductions
- 12:40 p.m. — Opening Remarks and Introductions
  - Governor Brian Sandoval, Nevada
  - Scott Pattison, CEO, NGA
- 12:50 p.m. — Moderator Questions/Panelist Answers/Discussion
  - Governor George Allen, Virginia
  - Governor Jim Edgar, Illinois
  - Governor John Engler, Michigan
  - Governor Jane Swift Massachusetts
- 1:15 p.m. — Audience Questions

Takeaway(s)

Governors and chiefs of staff will receive guidance on how to address the special challenges and opportunities during the final six months of an administration, as well as how to approach opportunities after leaving the office of governor.

Media

This session closed to the press.

Contact: Nikki Guilford, (202) 624-5422 or nguilford@nga.org

AMERICAN OVERSIGHT

Presenter Bios

George Allen (Virginia, 1994-1998)



George Allen was born in Whittier, Calif. He attended the University of Virginia, where he graduated with distinction in 1974 with a bachelor's degree in history and earned his law degree in 1977. Allen later established his own law practice in Charlottesville. He was first elected to public office as a state representative in 1983 and held the seat in the Virginia House of Delegates for nine years. He was elected to the U.S. House of Representatives in a special election on Nov. 5, 1991, and elected governor two years later. Allen was elected to the U.S. Senate in 2000. Since leaving the U.S. Senate, Allen has continued to advocate for the issues and ideas he has always fought for. He launched the American Energy Freedom Center, whose mission is to advocate positive ideas for American jobs, economic prosperity and promote increased freedom, opportunity and competition in the development and use of our vast energy resources. Allen also serves as the Reagan Ranch Presidential Scholar for the Young America's Foundation.

Jim Edgar (Illinois, 1991-1999)



Jim Edgar was born in Vinita, Okla., and was raised in Charleston, Ill. He earned a bachelor's degree in history from Eastern Illinois University, where he served as student body president. Edgar was elected to the Illinois House of Representatives in 1976 and reelected in 1978. In 1981 he was appointed secretary of state. He was elected to that position in 1982 and was reelected in 1986 by the largest plurality of any candidate in the state's history. Edgar was elected governor in 1990 and was reelected in 1994, carrying 101 of the state's 102 counties, including Cook County. After retiring from elective office, Governor Edgar was a resident fellow at the John F. Kennedy School of Government at Harvard. He has continued his commitment to responsible and responsive government as a distinguished fellow at the University of Illinois' Institute of Government and Public Affairs. He spearheads the Edgar Fellow program, which brings together emerging leaders from all parts of Illinois to foster the statesmanship that will address major challenges across regional, partisan and ethnic lines. Governor Edgar also lectures to students at the U of I and in colleges and universities throughout the state and serves on several corporate and non-profit boards. He is president emeritus of the Abraham Lincoln Presidential Library Foundation.

John Engler (Michigan, 1991-2003)



John Engler became interim president of Michigan State University on Feb. 5, 2018, following his appointment by the MSU Board of Trustees. He was the 46th governor of the state of Michigan, serving three terms from 1991 to 2003. Before that Engler served 20 years in the Michigan Legislature, including seven years as state Senate majority leader. He was the youngest person ever elected to the Michigan House of Representatives.

Immediately prior to his MSU appointment, he led two of the most influential business associations in the country: the National Association of Manufacturers and Business Roundtable. Engler was president of Business Roundtable, an association of CEOs of the largest United States companies, from 2011 to 2017. From 2004 to 2010, Engler was president and CEO of the National Association of Manufacturers, the largest manufacturing association in the United States. Engler joined Electronic Data Systems Corporation as an executive immediately after leaving state government. He has served on the boards

AMERICAN OVERSIGHT

of several corporations and organizations, currently including Universal Forest Products Inc. and K12 Inc. He chaired the National Governors Association and the State Science & Technology Institute, and was named among *Governing* magazine's 2001 Public Officials of the Year. He is a graduate of MSU with a Bachelor of Science degree in agricultural economics and earned a law degree from the Thomas M. Cooley Law School. He and his wife, Michelle, are parents of triplet daughters Margaret, Hannah and Madeleine. He was born in Mt. Pleasant, Mich., in 1948.

Jane Swift (Massachusetts, 2001-2003)



Former Massachusetts Governor Jane Swift is an accomplished leader in both the public and private sectors and a recognized national voice on education policy and women's leadership. She was born in North Adams, Mass. Swift received a bachelor's degree in American studies from Trinity College in 1987 and holds several honorary degrees for her work. Her career as an elected official began in 1991 at age 25 when she was the youngest woman ever elected to the Massachusetts State Senate. She quickly became the youngest woman in Senate history to hold a leadership position, rising to assistant minority leader. Governor Paul Cellucci appointed Swift as director of the Office of Consumer Affairs and Business Regulation in 1997. Swift was elected lieutenant governor in 1998 and became governor on April 10, 2001, when Cellucci resigned to become the U.S. ambassador to Canada. After her public service career, Swift was a general partner at Arcadia Partners, the leading venture capital firm focused exclusively on the education industry, Swift provided expert advice and guidance to early stage education companies as the founder of WNP Consulting, LLC. From 2003-2006. She was CEO of Middlebury Interactive Languages from 2011 to 2017. Swift currently serves as the executive chair of the board of Ultimate Medical Academy, a nationally accredited nonprofit health care educational institution headquartered in Tampa, Fla. She is a member of the boards of Suburban Propane, a publicly traded propane marketing company, and API, a privately held international study abroad company. Additionally, she serves on the advisory board for the School of Leadership Afghanistan (SOLA), the first girls boarding school in Afghanistan, and is a member of Oxfam's Sisters on the Planet Ambassadors. Swift served for a decade as a distinguished visiting lecturer in leadership studies at Williams College. She continues to speak professionally on women's leadership, education improvement and work-family integration. She and her husband Chuck are the proud parents of three daughters, Elizabeth, Lauren and Sarah.

AMERICAN OVERSIGHT

Govs-Only Joint Lunch on Transition - Former Governors Panel

Saturday, July 21, 12:15 p.m.-1:30 p.m.

12:40pm
[GOVERNOR SANDOVAL]
KICK OFF

I AM PLEASED TO KICK OFF A SPECIAL JOINT LUNCH SESSION FOR GOVERNORS AND CHIEFS OF STAFF.

GIVEN THE NUMBER OF GUBERNATORIAL ELECTIONS AND GOVERNOR SERVING IN THEIR FINAL YEAR, I HAVE ASKED SCOTT TO MODERATE A TALENTED PANEL OF FORMER GOVERNORS WHO WILL SHARE THEIR WORDS OF WISDOM AND PRACTICAL ADVICE ABOUT GOVERNING STRONG DURING THE FINAL YEAR IN OFFICE AND LIFE AFTER BEING GOVERNOR.

DON'T WORRY THERE WILL BE AMPLE TIME FOR QUESTION AND ANSWER AND OPEN DISCUSSION.

AMERICAN OVERSIGHT

SO LET'S GET STARTED. PLEASE JOIN ME IN WELCOMING

FORMERS GOVERNORS:

- **GEORGE ALLEN OF VIRGINIA**
- **JIM EDGAR OF ILLINOIS**
- **JOHN ENGLER OF MICHIGAN**
- **JANE SWIFT OF MASSACHUSETTS**

12:45pm (SCOTT PATTISON) REMARKS

1:15 pm
AUDIENCE QUESTION

1:30pm (SCOTT WILL WRAP UP and CLOSE SESSION)

AMERICAN OVERSIGHT

Plenary VII: The Intersection Between the Arts and Commerce in the States
Saturday, July 21
1:30 to 2:15 p.m.
Convention Center: Sweeney Ballroom C-F

Plenary VII: The Intersection Between the Arts and Commerce in the States

Overview

According to data released in March by the U.S. Bureau of Economic Analysis, the arts collectively contribute $763.6 billion to the U.S. economy and employ 4.9 million workers across the country. Meanwhile, recent research forecasting future employment and skills demands commissioned by Pearson found knowledge areas such as English language, history and philosophy; cognitive skills such as fluency of ideas, originality and oral expression; and creative, digital and design occupations are all expected to experience increased demand as technology continues to transform the global economy.

These recent findings underscore the importance of arts, history and music education not only as necessary elements to provide students a well-rounded and rewarding educational experience, but also to ensure states are well positioned to leverage the economic impact of the rise in creative professions, both now and in the future. Students educated as creative thinkers who can bring artistic perspectives to problem solving and connect in compelling ways to express ideas are becoming essential to state economies now and will be indispensable as agile and adaptable future members of the workforce as the global economy evolves in expected and unexpected ways.

Format

- 1:30 p.m. — Opening Remarks
  - Governor Jay Inslee, Washington, *Chair, Education and Workforce Committee*
  - Governor Dennis Daugaard, South Dakota, *Vice Chair, Education and Workforce Committee*
- 1:35 p.m. — The Impact of Arts on the Economy: New Mexico's Story
  - Governor Susana Martinez, New Mexico
- 1:40 p.m. — Speaker Presentations
  - Sarah Trahern, CEO, Country Music Association
  - Dr. Edward L. Ayers, Tucker-Boatwright Professor of the Humanities and President Emeritus, University of Richmond
- 1:50 p.m. — Governors' Roundtable Discussion
- 2:15 p.m. — Adjourn

Media

This session is open to press.

Takeaway(s)

In this session, governors will hear from prominent artists, historians and their own colleagues to explore the importance of arts and history education to developing vibrant creative economies in their states.

Contacts: Stephen Parker, (202) 624-5369 or sparker@nga.org
Morgan Wilson, (202) 719-2876 or mwilson@nga.org

AMERICAN OVERSIGHT

Presenter Bios

Sarah Trahern



Trahern has more than 30 years of experience in the television business, including 21 years producing or overseeing Country Music programming. Today she is the CEO of the esteemed Country Music Association, which was formed in 1958 as the first trade group to promote a single genre of music. She has served in this position for 3 years.

Her role at CMA is to collaborate with the CMA Board of Directors to expand the mission and strategic objectives of CMA while being mindful of the unique legacy and spirit of the music industry organization. Trahern also serves as President of the CMA Foundation Board, which supports music education programs for deserving children across the U.S.

She began her cable career at C-SPAN in Washington, D.C., covering politics and public affairs and producing the popular series "Booknotes." She moved to Nashville in 1995 to oversee specials and entertainment series for TNN. She joined Great American Country in 2005 with Scripps' ownership of the network. She was promoted to SVP of Programming and in 2010, general manager of the network, where her myriad duties included the strategic direction of the network and oversight of GAC's programming, marketing, creative and digital initiatives.

Trahern is an alum of both Leadership Music and Leadership Nashville.

She is also a graduate of Georgetown University and has an MBA from the Owen Graduate School of Management at Vanderbilt.

Edward L. Ayers



Edward Ayers is Tucker-Boatwright Professor of the Humanities and president emeritus at the University of Richmond. Dr. Ayers has been named National Professor of the Year, received the National Humanities Medal from President Obama at the White House, was a finalist for the National Book Award and the Pulitzer Prize, and won the Bancroft Prize for distinguished writing in American history.

Ayers is one of the cohosts for BackStory, a popular podcast about American history. His newest book, The Thin Light of Freedom: The Civil War and Emancipation in the Heart of America, has received the Lincoln Prize from the Gilder Lehrman Institute and Gettysburg College.

AMERICAN OVERSIGHT

Jon Meacham



Meacham is the author of *New York Times* bestsellers, *Destiny and Power: The American Odyssey of George Herbert Walker Bush, American Lion: Andrew Jackson in the White House,* and *American Gospel: God, the Founding Fathers, and the Making of a Nation*

A member of the Council on Foreign Relations and of the Society of American Historians, Meacham is a distinguished visiting professor at Vanderbilt University. He is a contributing writer to *The New York Times* Book Review, a contributing editor of *Time*, and has written for *The New York Times* op-ed page, *The Washington Post*, *Vanity Fair*, and *Garden & Gun*. Meacham is also a regular guest on "Morning Joe" and other broadcasts.

Meacham's biography of President Bush was named one of the 10 best books of the year by *The Washington Post* and one of the best books of the year by *The New York Times Book Review, Time*, *National Public Radio* and the *St. Louis Post-Dispatch*. *Destiny and Power* was also honored for excellence in "Politics and Leadership" in 2015 by the Plutarch Committee of BIO, the Biographers International Organization.

Thomas Jefferson: The Art of Power received the 2013 Fraunces Tavern Museum Book Award from the Fraunces Tavern Museum and the Sons of the American Revolution in the State of New York, a prize that "recognizes books of exceptional merit written on the Revolutionary War era." Franklin and Winston was honored with the Colby Award of the William E. Colby Military Writers' Symposium at Norwich University. Meacham was also honored with the 2015 Nashville Public Library Literary Award; other winners include John Lewis, Robert K. Massie, Margaret Atwood, John McPhee, Billy Collins, Doris Kearns Goodwin, John Irving, Ann Patchett, John Updike, David McCullough and David Halberstam.

A former executive editor at Random House, he published the letters of Arthur Schlesinger Jr., and books by, among others, Al Gore, John Danforth, Clara Bingham, Mary Soames and Charles Peters. After serving as managing editor of *Newsweek* for eight years, Meacham was the editor of the magazine from 2006 to 2010. He is a former editor of *The Washington Monthly* and began his career *at The Chattanooga Times*.

Born in Chattanooga in 1969, Meacham was educated at St. Nicholas School, The McCallie School, and graduated from The University of the South in Sewanee, Tennessee, with a degree summa cum laude in English Literature; he was salutatorian and elected to Phi Beta Kappa.

A trustee of the Thomas Jefferson Foundation, the Smithsonian's National Museum of American History, The McCallie School and The Harpeth Hall School, Meacham chairs the National Advisory Council of the John C. Danforth Center on Religion and Politics at Washington University. He has served on the vestries of St. Thomas Church Fifth Avenue and of Trinity Church Wall Street as well as the Board of Regents of The University of the South. The Anti-Defamation League awarded Meacham its Hubert H. Humphrey First Amendment Prize. In 2013 the Historical Society of Pennsylvania presented him with its Founder's Award; in 2016 he was honored with the Sandra Day O'Connor Institute's Spirit of Democracy Award. Meacham also received an honorary Doctor of Humane Letters degree from the Berkeley Divinity School at Yale University in 2005 and holds honorary doctorates from Middlebury College, Wake Forest University, the University of Tennessee, Dickinson College, Sewanee and several other institutions.

AMERICAN OVERSIGHT

Plenary VIII: Robots, Education and Workforce: Transformers and Transformation
Saturday, July 21
2:25 to 2:55 p.m.
Convention Center: Sweeney Ballroom C-F

Plenary VIII: Robots, Education and Workforce: Transformers and Transformation

Overview

Innovations like automation and the rise of the gig economy have transformed both the workplace and the workforce in ways that were unprecedented even five to ten years ago. As the economy of the future continues to evolve, governors must anticipate changes and trends on a global, national, regional and local level to ensure their state's workforce and state economy are prepared to meet coming transitions. Navigating those transitions will require both transformation and coordination of state education and workforce development systems to ensure the success of workers and sustainable economic growth amid a background of constant change.

To assist governors in anticipating economic trends and exploring creative solutions to capitalize on them, economic development experts will join governors for a conversation on regional economic trends, future innovations to anticipate, and how state education and workforce systems can be retooled to align with the in-demand skills of the future.

Format

- 2:25 p.m. — Opening Remarks
  - Governor Jay Inslee, Washington, *Chair, Education and Workforce Committee*
  - Governor Dennis Daugaard, South Dakota, *Vice Chair, Education and Workforce Committee*
- 2:35 p.m. — Speaker Presentations
  - Rich Davey, Associate Director, Boston Consulting Group
  - Alan B. Krueger, Bendheim Professor of Economics and Public Affairs, Princeton University
- 2:45 p.m. — Governors' Roundtable Discussion
- 2:55 p.m. — Adjourn

Media

This session is open to press.

Takeaway(s)

This session will explore regional economic trends, innovations and how governors can equip state education and workforce systems to respond.

Contacts: Stephen Parker, (202) 624-5369 or sparker@nga.org
Morgan Wilson, (202) 719-2876 or mwilson@nga.org

AMERICAN OVERSIGHT

Presenter Bios

Alan B. Krueger



Alan Krueger has published widely on the economics of education, unemployment, labor demand, income distribution, social insurance, labor market regulation, terrorism, and environmental economics. Since 1987 he has held a joint appointment in the Economics Department and Woodrow Wilson School at Princeton University. He is the founding Director of the Princeton University Survey Research Center. He is the author of What Makes A Terrorist: Economics and the Roots of Terrorism and Education Matters: A Selection of Essays on Education, co-author of Myth and Measurement: The New Economics of the Minimum Wage, and co-author of Inequality in America: What Role for Human Capital Policies?

Professor Krueger served as chairman of President Barack Obama's Council of Economic Advisers and a member of the Cabinet from 2011 to 2013. He also served as assistant secretary for Economic Policy and chief economist of the U.S. Department of the Treasury in 2009 to 2010 and as chief economist at the U.S. Department of Labor in 1994 to 1995.

He was vice president of the American Economic Association in 2017, and has been a member of the Executive Committee of the American Economic Association (2005-2007) and International Economic Association. Since February 2017, he has been a member of the board of directors of BNP Paribas USA. He has been a member of the board of directors of the Russell Sage Foundation, MacArthur Foundation and the American Institutes for Research, as well as a member of the editorial board of Science (2001-2009), editor of the Journal of Economic Perspectives (1996-2002) and co-editor of the Journal of the European Economic Association (2003-2005).

He was named a Sloan Fellow in Economics in 1992 and an NBER Olin Fellow in 1989 to 1990. He was elected a Fellow of the Econometric Society in 1996, and a fellow of the Society of Labor Economists in 2005. He was awarded the Kershaw Prize by the Association for Public Policy and Management in 1997 (for distinguished contributions to public policy analysis by someone under the age of 40) and the Mahalanobis Memorial Medal by the Indian Econometric Society in 2001. In 2002, Professor Krueger was elected a Fellow of the American Academy of Arts & Sciences, and in 2003 he was elected a Fellow of the American Academy of Political and Social Science. He was awarded the IZA Prize in Labor Economics with David Card in 2006. He was awarded the Moynihan Prize by the American Academy of Political and Social Science in 2017.

From 2000 to 2009 he was a regular contributor to the "Economic Scene" column and Economix blog in the New York Times.

He received a B.S. degree (with honors) from Cornell University's School of Industrial & Labor Relations in 1983, an A.M. in economics from Harvard University in 1985 and a Ph.D. in economics from Harvard University in 1987.

AMERICAN OVERSIGHT

Richard Davey



Richard Davey joined The Boston Consulting Group's Washington, D.C., office in March 2017 working with the Public Sector and Industrial Goods practice areas. Prior to joining BCG, Davey had an over 15 years of C-suite transportation experience in high profile, publicly accountable organizations in state government and the private sector.

Davey served as the secretary and CEO of the Massachusetts Department of Transportation ("MassDOT") from 2011 until 2014. He had direct operational responsibility for and oversight of the state's highways, bridges and tunnels (including the "Big Dig"), the freight and passenger rail program, 15 regional transit agencies including the MBTA and the state's Registry of Motor Vehicles. During his tenure as secretary, Rich also served as chairman of the Massachusetts Port Authority ("Massport") Board of Directors, responsible for the Logan Airport and the Port of Boston, among other holdings.

Prior to serving as secretary, Davey served as the general manager of the Massachusetts Bay Transportation Authority ("MBTA") the fifth-largest public transit system in the United States. Davey was able to effectively manage the MBTA during time of fiscal challenges by achieving a balanced budget and the highest ridership since 1946.

Prior to serving in state government, Davey worked for seven years in various capacities at the Massachusetts Bay Commuter Railroad ("MBCR"), the private contractor that operated and maintained the MBTA's commuter rail system, ultimately served as MBCR's general manager and chief executive from 2008 until 2010.

Rich holds a JD, summa cum laude, from Gonzaga University School of Law and a B.A. in political science from the College of the Holy Cross.

AMERICAN OVERSIGHT

Relevant Readings on this Topic

- North America is unprepared for the jobs of tomorrow: http://thehill.com/opinion/finance/391163-north-america-is-unprepared-for-the-jobs-of-tomorrow
  - Coincidentally, the "solutions" recommended in this article have been deeply integrated in Nevada.
- The parts of America most susceptible to automation:https://www.theatlantic.com/business/archive/2017/05/the-parts-of-america-most-susceptible-to-automation/525168/
  - This article and the research cited is widespread
- 4 tips to prep students for careers that won't be automated: https://edtechmagazine.com/k12/article/2017/09/4-tips-prep-students-careers-wont-be-automated
  - Similar to the first article, Nevada under the Gov's leadership has made meaningful progress on some of these recommended solutions
- Need a job? Why artificial intelligence will help human workers, not hurt them: http://www.newsweek.com/2018/01/26/artificial-intelligence-create-human-jobs-783730.html
  - This article is a good balance to the doom and gloom

Relevant Data & information

- 47% of total US employment could be automated in the next decade or two (Frey and Osborne 2017)
- Probability based on job's 1) perception and manipulation; 2) creativity; and 3) social intelligence
- Las Vegas is the most vulnerable large city to job automation – 65% of jobs could be automated in the next 20 years given employment concentrated in office and administrative support and food preparation and serving and sales
- Education is a key driver
- There is not a universal consensus on the job losses and gains in the next 10-20 years. It depends on the study. Some research points to the fact that more jobs will be created so it's not just about job loss to tech, but about retraining for new in-demand skills.

Relevant Policies and Solutions in Nevada

- SB516 – created an office of workforce innovation for the purpose of increasing coordination between K-12, higher ed, the workforce system and business and industry; also focus on expanding and aligning apprenticeships with economic development and the new Nevada industries; increasing industry-recognized credentials aligned to economic development; and leveraging robust data (attaching a PowerPoint as well)
- GOED – has partnered with key agencies such as OWINN to scale their LEAP framework statewide. LEAP stands for Learn and Earn Advanced Career Pathways and is focused on skills students need for the future. The LEAP process puts employers at the center of articulating the skills they need to be successful.

AMERICAN OVERSIGHT

LEAP framework has been developed in advanced manufacturing, life sciences, and information and communications technology.
    - This is particularly leveraged within CTE
    - https://www.rgj.com/story/sponsor-story/wcsd-cte-join/2017/10/23/wcsd-leap-into-career-success/106934572/
- Las Vegas named Talent Hub by Lumina Foundation to ensure increased post-secondary credential attainment amongst underserved population. I included the hyperlink.
- SB19 – Bill introduced by Gov to expand dual enrollment which is crucial to the workforce system
- SB 66 – Work-Based Learning – Supported by Gov, introduced by NDE and OWINN to expand work-based learning which is crucial to prepare young adults for the jobs of tomorrow by ensuring they have hands on relevant experience.

AMERICAN OVERSIGHT

PRESS RELEASE

FOR IMMEDIATE RELEASE

Wed., May 30, 2018 Contact: Laurie Mann, 702-563-7813

Lumina Foundation Designates Las Vegas as Talent Hub

Las Vegas granted $275,000 to support local efforts to increase education beyond high school

LAS VEGAS–Lumina Foundation, in partnership with the Kresge Foundation, has announced the designation of Las Vegas and six other communities across the country as Talent Hubs. These cities, along with 17 others selected in 2017, earned this designation by meeting rigorous standards for creating environments that attract, retain, and cultivate talent. Talent Hub cities are focused on raising the nation's overall post-high school attainment level to 60 percent of working-age adults by 2025 and committed to eliminating deep disparities in educational outcomes among African-Americans, Hispanics, and American Indians, who fare poorly in contrast with white and Asian students.

"Together, we have an opportunity to solve part of a very complex problem in our community - a skilled workforce needed to meet employer demands and help families move out of poverty into sustainability. With the Las Vegas area's demand for a properly educated and skilled workforce, which is among the highest in the nation, and the incredibly low supply available in our community to meet that need, it's critical that we work with our community partners to solve this complex issue," said Scott Emerson, United Way of Southern Nevada President and CEO. "Those in our neighborhoods deserve a fighting chance to make a better life. By combining our efforts, we will close the achievement gap among underrepresented student populations, collaborate to address the challenges of the workforce education needs of Nevada, and co-develop new and innovative solutions to the critical issues facing the Las Vegas area."

Nevada ranks third in the U.S. for job growth, while ranking 49th in educational attainment and last in college readiness. Focusing on the growing disparities in enrollment and completion rates, the Las Vegas area Talent Hub, comprised of partners College of Southern Nevada (CSN); Nevada System of Higher Education (NSHE), Workforce Development; Governor's Office of Workforce Innovation for a New Nevada (OWINN) and United Way of Southern Nevada, will collaborate to increase the credentials of African American, Hispanic and low income learners.

AMERICAN OVERSIGHT

“We are thrilled to have this new opportunity to increase college credential attainment in Nevada,” said College of Southern Nevada Acting President Margo Martin. “CSN’s faculty and staff look forward to partnering with the United Way of Southern Nevada, OWINN and the Nevada System of Higher Education’s leadership through the new Talent Hub designation. Together, we will use proven strategies to increase student success, helping even more students cross the graduation finish line and ultimately land jobs that support Nevada’s diversifying workforce.”

"Nevada’s economic success is dependent on increased participation in post-secondary education and closing the achievement gap among underserved populations. This grant will help CSN achieve its student success goals and increase Nevada’s highly-skilled workforce,” said Nevada System of Higher Education Chancellor Thom Reilly.

“We are proud to be engaged in this collaborative effort with committed partners to showcase and to keep building a dynamic workforce. This opportunity as a Talent Hub aligns with Governor Sandoval’s vision of a new Nevada in which all Nevadans are on a career pathway with the postsecondary credentials needed to engage and succeed in today’s thriving labor-market,” said Manny Lamarre, Executive Director, OWINN.

“We have added to the growing roster of top-flight cities committed to meeting the demands for an educated workforce,” said Jamie Merisotis, president and CEO of Lumina Foundation. “The Talent Hub designation serves both as an aspirational target for other cities and a foundation from which cities designated as Talent Hubs can build.”

Each community designated as a Talent Hub receives $275,000 in grant funding over 31 months. Grant funding will support local efforts to educate more people, allowing community and education leaders to better meet the specific needs of residents. Lumina will provide these funds in partnership with Kresge.

Integrating proven educational strategies of intensive student onboarding, academic maps, proactive academic and career advising, and instructional support and co-curricular activities, the partnership will also scale up practices of work-based learning, including the growing Registered Apprenticeship Program and industry/work-based credentials programs. Both strategies root success in intensive, proactive, and integrated student support/case management, which is particularly important for equity populations.

To date, Talent Hub investments by Lumina and Kresge total just over $10 million.

Kresge’s support of Talent Hubs comes from its national education program, which includes a focus on aligning and strengthening urban higher education ecosystems to help more low-income, underrepresented, and students of color gain access to—and succeed in—higher education.

AMERICAN OVERSIGHT

Talent Hubs are one outgrowth of Lumina's Community Partnerships for Attainment, which represented more than $10 million of grants to 75 cities across the country. This partnership, which began in 2013, continues to work directly with communities to expand educational opportunities beyond high school.

"With our partners at Kresge, Lumina's Talent Hubs designation aims to deepen the impact of cross-sector, place-based efforts to increase higher education attainment in communities and cities across the country," said Danette Howard, Lumina's senior vice president and chief strategy officer. "Talent Hubs work closely with Lumina and national thought leaders to develop a customized action plan tailored to the needs of their specific communities, with a focus on increasing the percentage of post-high school credentials residents have earned. This effort is directly connected to Lumina's mission of helping the nation ensure that 60 percent of working-age Americans have quality credentials by 2025."

The seven new communities designated as Talent Hubs are: Corpus Christi, Texas; Detroit; Elkhart County, Ind.; Las Vegas; Mobile, Ala.; Rio Grande Valley, Texas; and St. Louis.

They join 17 other Talent Hubs: Albuquerque, N.M.; Austin, Texas; Boston; Cincinnati; Columbus, Ind.; Dayton, Ohio; Denver; Fresno, Calif..; Los Angeles; Louisville, Ky.; Nashville, Tenn.; New York; Philadelphia; Racine, Wis.; Richmond, Va.; Shasta County, Calif.; and Tulsa, Okla.

About Lumina Foundation Lumina Foundation is an independent, private foundation in Indianapolis that is committed to making opportunities for learning beyond high school available to all. Lumina envisions a system that is easy to navigate, delivers fair results, and meets the nation's need for talent through a broad range of credentials. The Foundation's goal is to prepare people for informed citizenship and for success in a global economy.

The **Kresge Foundation** was founded in 1924 to promote human progress. Today, Kresge fulfills that mission by building and strengthening pathways to opportunity for low-income people in American cities, seeking to dismantle structural and systemic barriers to equality and justice. Using a full array of grant, loan, and other investment tools, Kresge invests more than $160 million annually to foster economic and social change. For more information visit Kresge.org.

About United Way of Southern Nevada
United Way of Southern Nevada unites our community to improve people's lives. We bring donors, volunteers, nonprofits, and businesses together to help children enter school ready to learn, help high school students reach graduation day, and support individuals working to earn a degree or certification, all while creating stability for their

AMERICAN OVERSIGHT

families. Together, we step into the ring and invite others to stand with us as a united front against social injustices and forces keeping our community's most vulnerable residents from a good life. We are bold and innovative to solve our toughest problems. Together, we fight for the future of our community – and we will win. Join us at uwsn.org.

About CSN
Founded in 1971, the College of Southern Nevada is the state's largest and most ethnically diverse higher education institution. CSN is accredited through the Northwest Commission on Colleges and Universities and specializes in two-year degrees and workforce development that lead directly to high-demand careers or transfer to a university. It also offers five bachelor's degrees in specialized fields and is the state's largest provider of adult basic education and literacy training. CSN is a Minority Serving Institution and Nevada's first Hispanic Serving Institution. CSN's students create flexible schedules with day, evening and weekend classes taught on three main campuses and multiple locations throughout Southern Nevada or online. CSN — your future starts here. CSN is an Equal Employment Opportunity/Affirmative Action institution. For more, visit www.csn.edu.

About Nevada System of Higher Education
The Nevada System of Higher Education, comprised of two doctoral-granting universities, a state college, four comprehensive community colleges and one environmental research institute, serves the educational and job training needs of Nevada. NSHE provides educational opportunities to more than 100,000 students and is governed by the Nevada Board of Regents.

About OWINN
The Governor's Office of Workforce Innovation (OWINN) helps drive a skilled, diverse, and aligned workforce in the state of Nevada by promoting collaboration and cooperation among key public and private entities focused on workforce development. OWINN works to address Nevada's workforce needs by leveraging labor-market data, scaling career pathways that leads to industry-recognized credentials, expanding apprenticeships and work-based learning, and designing responsive workforce policies.

# # #

Media Contact:

Laurie Mann
702-563-7813
LaurieM@uwsn.org

AMERICAN OVERSIGHT

THE HILL

North America is unprepared f jobs of tomorrow

BY EARL ANTHONY WAYNE, OPINION CONTRIBUTOR — 06/07/18 04:30 PM EDT
THE VIEWS EXPRESSED BY CONTRIBUTORS ARE THEIR OWN AND NOT THE VIEW OF THE HILL

57 SHARES SHARE TWEET PLUS

Just In...

Dwayne Johnson waves off 2020 White House run
IN THE KNOW — 9M 41S AGO

Congress is 'hamstringing' gun control efforts, says Generation Progress executive director
RISING — 18M 36S AGO

Election Countdown: Latest on the 2018 Senate money race | Red-state Dems feeling the heat over Kavanaugh | Dem doubts about Warren | Ocasio-Cortez to visit Capitol Hill | Why Puerto

Cities will bear the brunt of floods, heat waves and blackouts caused by climate change
OPINION — 22M 27S AGO

FBI agent set for public House grilling
HOUSE — 22M 50S AGO

Dem pollster: Clinton showed that being against Trump is not enough to win
WHAT AMERICA'S THINKING — 29M 14S AGO

Dem pollster: Kavanaugh is 'one more thing' to galvanize the base
WHAT AMERICA'S THINKING — 29M 58S AGO



© Getty Images

As the news focuses on stalled trade negotiations in North America, Canada, Mexico and the United States have shocking skills gaps that are already hampering economic performance and competitiveness.

North America's labor markets face massive technological disruptions, which should point all three countries toward preparing the jobs that will serve the continent well in the future.

In the U.S., for example, up to 1.4 million workers may lose their jobs by 2026 because of new technologies. Sadly, none of the three economies are ready for the challenges of further automation.

Manpower's most recent skills survey found employers struggling to fill vacancies: 46 percent in the U.S., 40 percent in Mexico and 34 percent in Canada. Inadequate experience and lack of hard and soft skills are the most-cited reasons for not finding the right candidates.

Even low-skilled, entry-level positions are now requiring digital skills, and the United States is experiencing a severe worker shortage.

The three governments should create a trilateral task force on workforce development, with public-private, federal-sub-federal working groups, to develop proposals and strategies to meet emerging skills and jobs needs.

AMERICAN OVERSIGHT

DOJ unveils proposal giving feds more power to limit opioid production
HEALTHCARE — 33M 5S AGO

VIEW ALL

View Latest Opinions >>

Leaders recognize the need to invest better in training workers, but they are still searching for effective approaches.

In January, at the Davos World Economic Forum, President Trump signaled the need to invest when he said, "... to be successful, it is not enough to invest in our economy. We must invest in our people." In June 2017, he launched an initiative to support apprenticeships via public-private partnerships.

The Canadian government appropriated significant new funds in its 2018 budget for workforce development, prioritizing multi-stakeholder collaboration.

The government of Mexico is working with private companies to implement the Modelo Mexicano de Formación Dual (Mexican Dual System of Vocational Education), which combines academic training with work-based learning.

At the state, provincial and local levels, there are many successful, innovative workforce development initiatives in all three countries.

North America, however, lacks an overarching means to share best practices, to scale up programs that work, to adopt common definitions and to share data that can help businesses, workers, schools and students choose good paths to the future economy. A trilateral task force on workforce development would help fill that gap.

A new North America Workforce Agenda should focus on four clusters of issues:

1. Apprenticeships and other work-based learning. Many jobs do not require a four-year college degree. Work-based learning for those coming into the workforce and for workers adapting to new skill needs is vital, but much work remains to define and implement good models.

Shared agreement on what an apprenticeship program entails and on quality standards would be very useful. The working groups can suggest mechanisms to identify and promote best practices and public-private partnerships.

The groups can devise strategies to increase public awareness of the benefits of work-based learning, to eliminate stigmas of vocational education and to encourage more businesses, students and workers to participate.

2. Certifications. Professional credentials can reduce hiring costs and encourage higher wages. When employers do not recognize credentials, workers, job seekers and businesses suffer. The working groups can promote agreed criteria for recognizing credentials and for making them more portable to help alleviate skills shortages and facilitate worker placements.

They can promote common terminology about credentials and a shared understanding of competencies needed. They can develop guidelines to assess informal learning and professional experience in order to help job seekers and businesses.

3. Data collection and transparency. At all educational levels, students struggle to make career decisions and educators struggle to provide advice due to poor information on labor market trends. Businesses are looking for good data to better recruit.

Related News by


Juan Williams: American democracy in peril


Press: Democrats must hang tough on high...


Pavlich: The left's tiring hysteria on Kavanaugh



Never Trumpers don't represent the...

AMERICAN OVERSIGHT

Collecting the right data on skills and workforce trends and making it available in real time is vital. The working groups can promote norms for collection and sharing labor market data transparently.

They can support building platforms and data tools openly available to all, allowing space for public and private sector initiatives (such as LinkedIn is pursuing).

4. Best practices for "the Fourth Industrial Revolution." All three North American countries are rapidly incorporating technology into daily routines. The pace of transformation will only increase.

Public authorities, businesses and educators need to develop agile approaches that provide students, workers and managers with skills to use new technology effectively.

The North American working groups could propose ways to incentivize companies to invest in re-skilling and "up-skilling" workers, to provide mid-career learning and to develop short-term training programs.

They could recommend strategies to encourage collaboration between companies, educational institutions, unions and others to better align curricula with labor market needs and evolving technologies.

The pace and scope of change means that workforce development will require continued adaptation across North America. For success, this effort must bring together governments, educational institutions, the private sector, unions, NGOs, intermediaries and others.

North America's workers and businesses will benefit greatly if we can build a forward-looking workforce dialogue to promote the competitiveness of all three economies.

Earl Anthony Wayne is a public policy fellow at the Wilson Center and a former U.S. Ambassador to Mexico and assistant secretary of state for economic and business affairs, among other positions.

Raquel Chuayffet, a research assistant at the Woodrow Wilson Center's Mexico Institute, contributed to this piece.

TAGS DONALD TRUMP EDUCATION ECONOMY WORKFORCE HUMAN BEHAVIOR ECONOMIC DEVELOPMENT HUMAN RESOURCE MANAGEMENT WORKFORCE DEVELOPMENT VOCATIONAL EDUCATION INFORMAL LEARNING APPRENTICESHIP

SHARE TWEET PLUS ONE

THE HILL

Rosenstein asks federal prosec for help in review of Kavanaugl documents: report

BY JUSTIN WISE - 07/11/18 03:58 PM EDT

59 SHARES

Just In...

AMERICAN OVERSIGHT

NEXT ECONOMY

The Parts of America Most Susceptible to Automation

No, they're not in the Rust Belt.

ALANA SEMUELS MAY 3, 2017



ISAAC BREKKEN / AP

Economists expect that millions of American jobs are going to be replaced by automation in the coming decades. But where will those job losses take place? Which areas will be hardest hit?

Much of the focus regarding automation has been on the Rust Belt. There, many workers have been replaced by machines, and the number of factory jobs has slipped as more production is offshored. While a lot of the rhetoric about job loss in the Rust Belt has centered on such outsourcing, one study from Ball State University found that only 13 percent of manufacturing job losses are attributable to trade, and the rest to automation.

A new analysis suggests that the places that are going to be hardest-hit by automation in the coming decades are in fact outside of the Rust Belt. It predicts that areas with high concentrations of jobs in food preparation, office or

AMERICAN OVERSIGHT

administrative support, and/or sales will be most affected—places such as Las Vegas and the Riverside-San Bernardino area may be the most vulnerable to automation in upcoming years, with 65 percent of jobs in Las Vegas and 63 percent of jobs in Riverside predicted to be automatable by 2025. Other areas especially vulnerable to automation are El Paso, Orlando, and Louisville.

Still, the authors estimate that almost all large American metropolitan areas may lose more than 55 percent of their current jobs because of automation in the next two decades. "We felt it was really stunning, since we are underestimating the probability of automation," said Johannes Moenius, the director of the Institute for Spatial Economic Analysis at the University of Redlands, which prepared the report.

Which Regional Economies Are Most Susceptible to Automation?

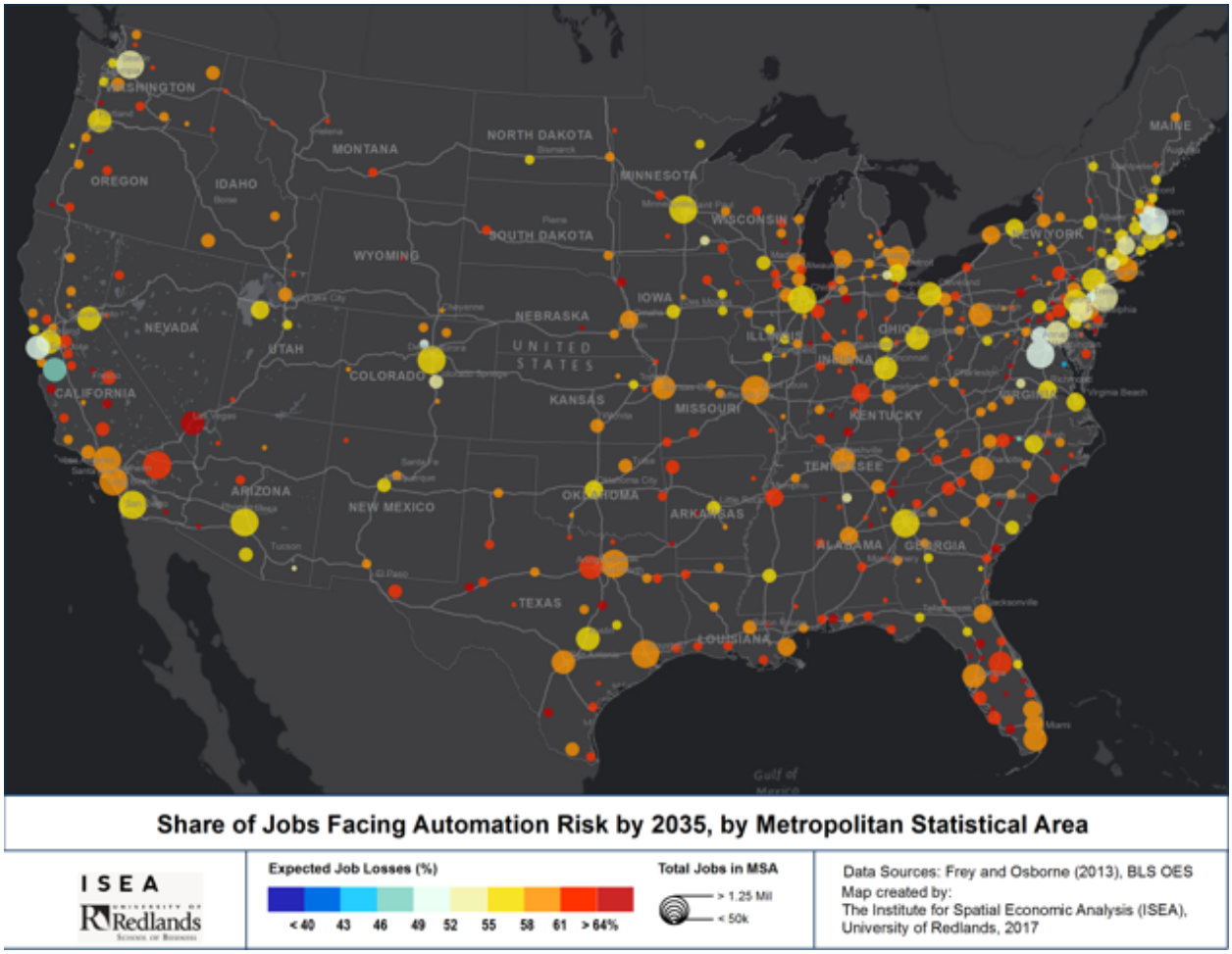

AMERICAN OVERSIGHT

Moenius and colleagues used a widely cited 2013 study from Oxford University predicting which of roughly 700 common jobs are most susceptible to automation, and then mapped out which metropolitan areas have a high share of those jobs. That study, by the economists Carl Benedikt Frey and Michael A. Osborne, suggested that 47 percent of total U.S. employment is at risk of automation over the next decade or two; they found that telemarketers, insurance underwriters and appraisers, tax preparers, and cashiers were some of the most likely to see their jobs threatened by automation, while the livelihoods of mental-health and substance-abuse social workers, oral surgeons, choreographers, and physicians were more protected.

Frey and Osborne's estimates cover about 138 million Americans' jobs. Moenius and his colleagues found that Las Vegas, Riverside, and El Paso all had high numbers of office and administrative-support jobs, food-preparation and -serving jobs, and sales jobs**,** and thus had the most vulnerability to automation. Moenius estimates that 65.2 percent of jobs in Las Vegas, 63.9 percent in El Paso, and 62.6 percent of jobs in Riverside are susceptible to automation in the next two decades. The automation of transportation and material-moving jobs also contributed to the potential job loss in these places, as well as in Greensboro, North Carolina, where 62.5 percent of jobs are susceptible to automation.

The jobs that the Redlands analysis places new focus on are slightly different from the types of jobs academics once thought would be easily automatable. That's because before the Frey and Osborne study, scholars had predicted that routine jobs were the most likely to be automated, but Frey and Osborne suggested that advances in computerization have made it likely that non-routine jobs will be automated, too. The power of machine learning means that programmers with large data sets can use them to make machines smarter, allowing them to do non-routine tasks; for example, oncologists are using data from medical journals and patient records to automatically create treatment plans for cancer patients. "It is largely already technologically possible to automate almost any task, provided that sufficient amounts of data are gathered for pattern recognition," the authors write.

Of course, the Rust Belt will not be immune to automation in coming decades. Metropolitan areas like Detroit, Indianapolis, Cleveland, and Pittsburgh could still see more than half of their jobs computerized, the study suggests. But because so many manufacturing jobs centered in the Midwest have already been automated,

AMERICAN OVERSIGHT

those regions are not at the top of the list of the places that currently stand to lose the highest share of jobs. Instead, the brunt of the next automation wave will come in cities with a different type of low-skill job.

What's particularly striking about the new Redlands report is that the regions that are susceptible to automation are those that already have a high share of low-wage jobs. Previously, automation had hurt middle-class jobs such as those in manufacturing. Now, it's coming for the lower-income jobs. When those jobs disappear, an entire group of less-educated workers who already weren't making very much money will be out of work. Moenius worries about the possibility of entire regions in which low earners are competing for increasingly scarce jobs. "I wasn't in L.A. when the riots happened, but are we worried about this from a social perspective?" he said. "Not for tomorrow, but for 10 years from now? It's quite frankly frightening."

There were, however, a few regions of the country where jobs were not as likely to be automated. They included Silicon Valley, North Carolina's Research Triangle and the Boston area, where a high share of the jobs require more creative and social intelligence, and are thus more difficult to automate.

These areas are currently relatively prosperous, and the Redlands analysis also suggests that America's growing regional divergence will only continue to worsen. As the Berkeley economist Enrico Moretti wrote in his 2012 book *The New Geography of Jobs*, high-tech job centers like Silicon Valley are attracting more and more educated and talented people, and are pulling away from the rest of the country. This has implications not only for employment, he wrote, but also for socioeconomic outcomes such as health, family stability, and crime. He put it this way:

"A handful of cities with the 'right' industries and a solid base of human capital keep attracting good employers and offering high wages, while at the other extreme, cities with the 'wrong' industries and a limited human capital base, are stuck with dead-end jobs and average wages."

The work by Moenius and his colleagues suggests that this divergence will only continue. While a handful of cities with good jobs and highly educated workers will continue to thrive, other areas are going to see more and more jobs disappear as automated technologies become ever better. This may have much wider

AMERICAN OVERSIGHT

implications, politically and socially. People in America's struggling regions feel left behind economically, as the 2016 election indicated. But the anger that motivated many voters in November may pale in comparison to what comes next, if some regions see two-thirds of their jobs disappear while other areas continue to thrive.

We want to hear what you think. Submit a letter to the editor or write to letters@theatlantic.com.

MARK THE NEWS AS READ

Get a roundup of the most important and intriguing stories from around the world, delivered to your inbox every weekday.

Enter your email

Sign Up

THE VALUE OF GOOD JOURNALISM

Subscribe and support our coverage of the ideas that matter – with up to 78% savings.

SUBSCRIBE >

ABOUT

CONTACT

PODCASTS

SUBSCRIPTION

AMERICAN OVERSIGHT



MANAGEMENT

4 Tips to Prep Students for Careers That Won't Be Automated

To be future-ready, students will need the right certifications, soft skills and real-world work experiences.



by Meghan Bogardus Cortez

Meghan is an associate editor with *EdTech*. She enjoys coffee, cats and science fiction TV.

Today's educators can ensure that students will be ready for a tech-filled college experience and eventual career, but how do they **avoid preparing students for a job that will be taken over by a robot** in the future?

Latest Articles



3 Keys to Transform Instruction with Chromebooks



Modern Classrooms Energize Students and Teachers



High Schools Prep Students to Fill Cybersecurity Skills Shortage



How Modern Learning Environments Support Numerous Pedagogies



CLASSROOM

AMERICAN OVERSIGHT

NV-DA-20-0615-A-004441

automated in the coming years. The research reveals that nearly half of U.S. jobs are at risk of automation, with low-income jobs like cashier, waiter and personal care aide at the highest risk.

As schools look to get students future-ready, here are four tips to help them **navigate increasingly automated career fields**.

1. Leverage Data to Prep Students for College Success

Bloomberg's research indicates that earning a college degree is a big step to securing a job less likely to be at risk for automation. To help students succeed on the way to college, K–12 schools are establishing a data infrastructure to predict risks and intervene before students fail.

After learning that its graduates were struggling to finish college, New York City public high schools began using data on past students to **identify and remediate the mismatch between their curriculum and college work**.

2. Consider Tech Credentialing Alternatives to College

However, a college degree can't always insulate workers from automation. In its analysis of the research, *Education Week* reports that accountants, auditors, loan officers and paralegals — all jobs that require a degree — are also at high-risk for automation.

Research has even found that the **payoff for a college graduate from a low-income background is less than a student from an upper-middle-class background**.

Some schools are working to give students alternatives to choosing a career path that requires a college degree and one that doesn't. Warren County High School in Tennessee introduced a technical education field called mechatronics, which combines electronics and engineering and is used in the automation of many manufacturing systems.

"With only a high school diploma and an entry-level mechatronics certification, teenagers can earn more than $45,000 a year here in rural Tennessee," reports *Education Week*.

Across the state, **school districts are revamping their technical education programs to reflect industry needs** and help students be

Urges Educators to Drop the Standardized Approach



CLASSROOM

7 Tips for Redesigning Your Learning Space

ADVERTISEMENT

Trending Now



3 Ways To Achieve A Successful

AMERICAN OVERSIGHT

NV-DA-20-0615-A-004442

While technological experience is an important part of teaching students to be future-ready, tech industry employees indicate that certain "soft skills" are very important to career success.

"I think the one thing to keep in mind is that it's impossible to say what technical skills people are going to need in 10 or 20 years," says Twitter software engineer Ryan Greenberg in an EdSurge podcast. "I think that necessary job skills actually have to be a little bit higher level than specific technology."

Greenberg and other tech industry employees say that **clear written and spoken communication skills, as well as problem-solving abilities and critical thinking are integral to success**.

These kinds of skills are also less likely to be automated and mimicked by computers.

4. Foster Real-World Partnerships

Like the technical education programs in Tennessee, other schools have embraced the technology used by industries in their communities and created partnerships with local businesses and employers.

For example, a Detroit-area school has rolled out virtual reality tools so that students can study automotive prototypes and learn to engineer them.

In Massachusetts, Atlantis Charter School has forged a partnership with local businesses and the Massachusetts Institute of Technology to **introduce its students to the engineering design process they'll need in college and future career paths**.

"If we can produce kids that are going to great colleges to do great work and are prepared to enter high-tech jobs or the jobs of the future that are in this area, there's sort of this idea that we're contributing to a rising tide that lifts all boats," says Atlantis' executive director, Robert Beatty, in an *EdTech* article.

MICROOLGA/GETTY IMAGES

Get More Insights Delivered Right to Your Inbox.
Sign Up Now >>



ISTE 2018: New Standards For Leaders Focus On Equity, Digital Citizenship



ISTE 2018: Excite Students And Save Money With Tech Repair Programs



Modern Classrooms Energize Students And Teachers

AMERICAN OVERSIGHT

NV-DA-20-0615-A-004443

Story from Signatures & CTE EDUCATION FOR THE FUTURE

LEAP into Career Success

Washoe County School District Published 12:41 p.m. PT Oct. 23, 2017 | **Updated 4:58 p.m. PT Oct. 23, 2017**



(Photo: From WCSD)

For several years, there have been predictions that “thousands of jobs are coming to our region.” Today, those predictions seem to have come true as advertisements for hiring fairs and job openings for “qualified employees” appear on social media, billboards and local airwaves.

But for those who want to enter the job market of this New Nevada economy, what does “qualified” mean?

Nevada employers, like the rest of the nation, are looking for workers with more advanced skills. Graduating from high school often isn’t enough to be competitive in today’s job market. To maintain a competitive edge in the global economy, companies and businesses are looking for employees with “middle skills,” defined as more than a high school diploma and less than a university degree that includes technical knowledge and skill, as well as certification.

Some job seekers will find that even though they may possess the knowledge and skill necessary for today’s in-demand jobs, it’s difficult to prove to potential employers without having some sort of standardized credentials, two- or four-year degree.

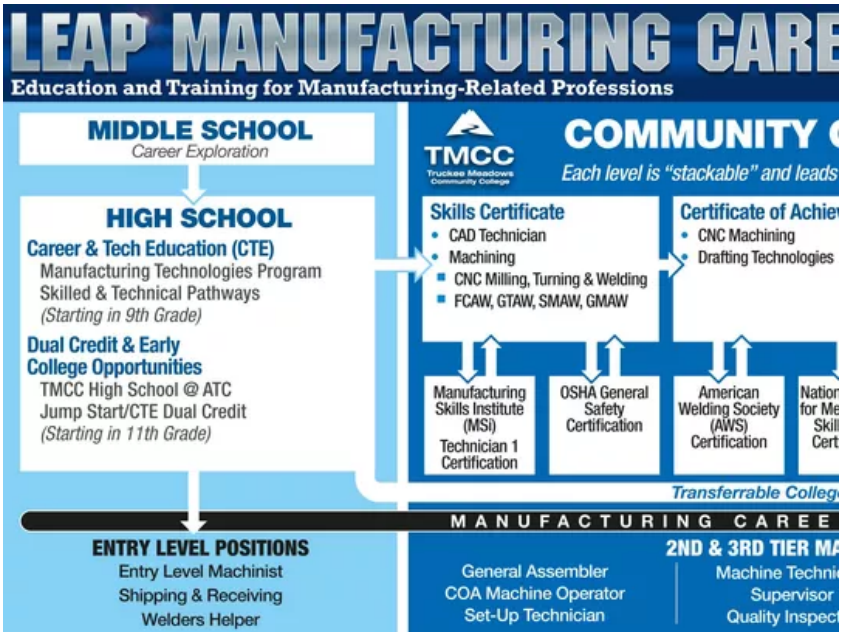

Photo from WCSD (Photo: From WCSD)

A LEAP Toward Becoming ‘Qualified’

LEAP, or Learn and Earn Advanced Career Pathway, is a framework that helps students and job seekers align education and training opportunities in high school, community college and universities with actual jobs available in our region and state.

“Career pathways provide young people and those re-training or re-entering the workforce with a vision of what is possible so that they can remain motivated in their day-to-day education and quest to improve their competitiveness,” says Manny Lamarre, Executive Director of the Governor’s Office of Workforce Innovation (OWINN).

“Robust career pathways will allow all Nevadans to excel in a diverse 21st Century economy.”

The LEAP framework, spearheaded by the Nevada Governor’s Office of Economic Development (GOED) in 2014, created roadmaps (known as career pathways). They consist of multiple, integrated and highly flexible pathways which allow a person to continue gaining additional skills, certifications and degrees as they progress through their career. Each educational component, from high school through university, is built on a foundation that allows for

AMERICAN OVERSIGHT

hands-on learning of industry practices and prepares students for professional certifications and quality performance.

LEAP pathways are being developed for Nevada's in-demand industries such as healthcare, information technology/cybersecurity and education. Advanced Manufacturing, the first LEAP pathway completed in late 2015, is fully developed and has been launched in Washoe County School District, as well as Truckee Meadows Community College and UNR's College of Engineering.



Photo from WCSD (Photo: From WCSD)

Multiple On Ramps to a Successful Career

LEAP career pathways provide tangible milestones in an educational sequence that includes certification, training opportunities and degrees. This allows people to build their workplace value incrementally rather than only at the completion of a degree. It also allows employers to hire skilled workers earlier in the process.

LEAP is a win for everyone, says Ryan Costella, director of strategic initiatives at Click Bond, Inc., and chair of the Manufacturing Sector Council of the Governor's Workforce Development Board.

"Manufacturing across the United States is struggling with finding skilled workers. LEAP helps us all connect the dots."

LEAP pathways are designed to accommodate the flexibility between education and full-time employment. With LEAP, Northern Nevada industries can be confident they're hiring qualified workers and find these workers in less time. And students can start earning while they continue to build and adapt their skillsets.

Early career "on ramps" begin in high school. For example, in the LEAP Advanced Manufacturing pathway, students who are in an aligned high school Career & Technical Education (CTE) programs like Manufacturing Technology, Metalworking or Welding can receive industry-recognized certifications by the time they graduate. They can also earn an average of 14 college-level credits, an equivalent of one semester, giving them a head start on earning an Associate degree in Applied Science that leads into a Bachelor degree in Mechanical Engineering.

An additional benefit for students in all LEAP pathways is exposure to the myriad of opportunities available to them in Nevada's emerging new economy.

"Often students are only interested in what they are exposed to," Lamarre says. "We don't want our students to limit their future. When students have a robust knowledge of career path options they can take advantage of the many great possibilities."

For students, parents and job seekers, the LEAP framework provides a solid infrastructure that clearly outlines the education and valued certifications, skills and degrees needed by employers. For potential employees, the career pathways are roadmaps to successful employment, job retention and continuing wage gains.

Both Lamarre and Costella agree: Offering career pathways will help build the highly skilled, diverse workforce that Nevada needs.

AMERICAN OVERSIGHT

This story is provided and presented by the Washoe County School District.

Members of the editorial and news staff of the USA TODAY Network were not involved in the creation of this content.

Members of the editorial and news staff of the USA Today Network were not involved in the creation of this content.

Read or Share this story: http://on.rgj.com/2yEud12

MORE STORIES FROM WASHOE COUNTY SCHOOL DISTRICT CAREER & TECHNICAL EDUCATION (CTE) AND JOIN, INC. (/TOPIC/BC1B9B78-4624-45FC-963D-6EB0D21C0173/)



(/story/sponsor-story/wcsd-cte-join/2018/05/25/wcsd-prepares-students-careers-high-demand/35377763/)

WCSD partners with local industries to prepare students for careers (/story/sponsor-story/wcsd-cte-join/2018/05/25/wcsd-prepares-students-careers-high-demand/35377763/)

Story from Washoe County School District Career & Technical Education (CTE) and JOIN, Inc.



(/story/sponsor-story/wcsd-cte-join/2018/05/14/wcsd-superintendent-traci-davis-explores-washoe-county-school-district-business-partner-gyford-standoff-systems/34899215/)

WCSD Superintendent Traci Davis explores Washoe County School District business partner Gyford Standoff Systems (/story/sponsor-story/wcsd-cte-join/2018/05/14/wcsd-superintendent-traci-davis-explores-washoe-county-school-district-business-partner-gyford-standoff-systems/34899215/)

Story from Washoe County School District Career & Technical Education (CTE) and JOIN, Inc.



(/story/sponsor-story/wcsd-cte-join/2018/05/07/students-put-test-skillsusa-conference/34659555/)

Career & Technology students put to the test at SkillsUSA conference (/story/sponsor-story/wcsd-cte-join/2018/05/07/students-put-test-skillsusa-conference/34659555/)

Story from Washoe County School District Career & Technical Education (CTE) and JOIN, Inc.



(/story/sponsor-story/wcsd-cte-join/2018/04/11/sparks-high-school-opens-new-state-art-manufacturing-technologies-building/33740319/)

Sparks High School opens new state of the art Manufacturing Technologies building (/story/sponsor-story/wcsd-cte-join/2018/04/11/sparks-high-school-opens-new-state-art-manufacturing-technologies-building/33740319/)

Story from Washoe County School District Career & Technical Education (CTE) and JOIN, Inc.

AMERICAN OVERSIGHT

AMERICAN OVERSIGHT

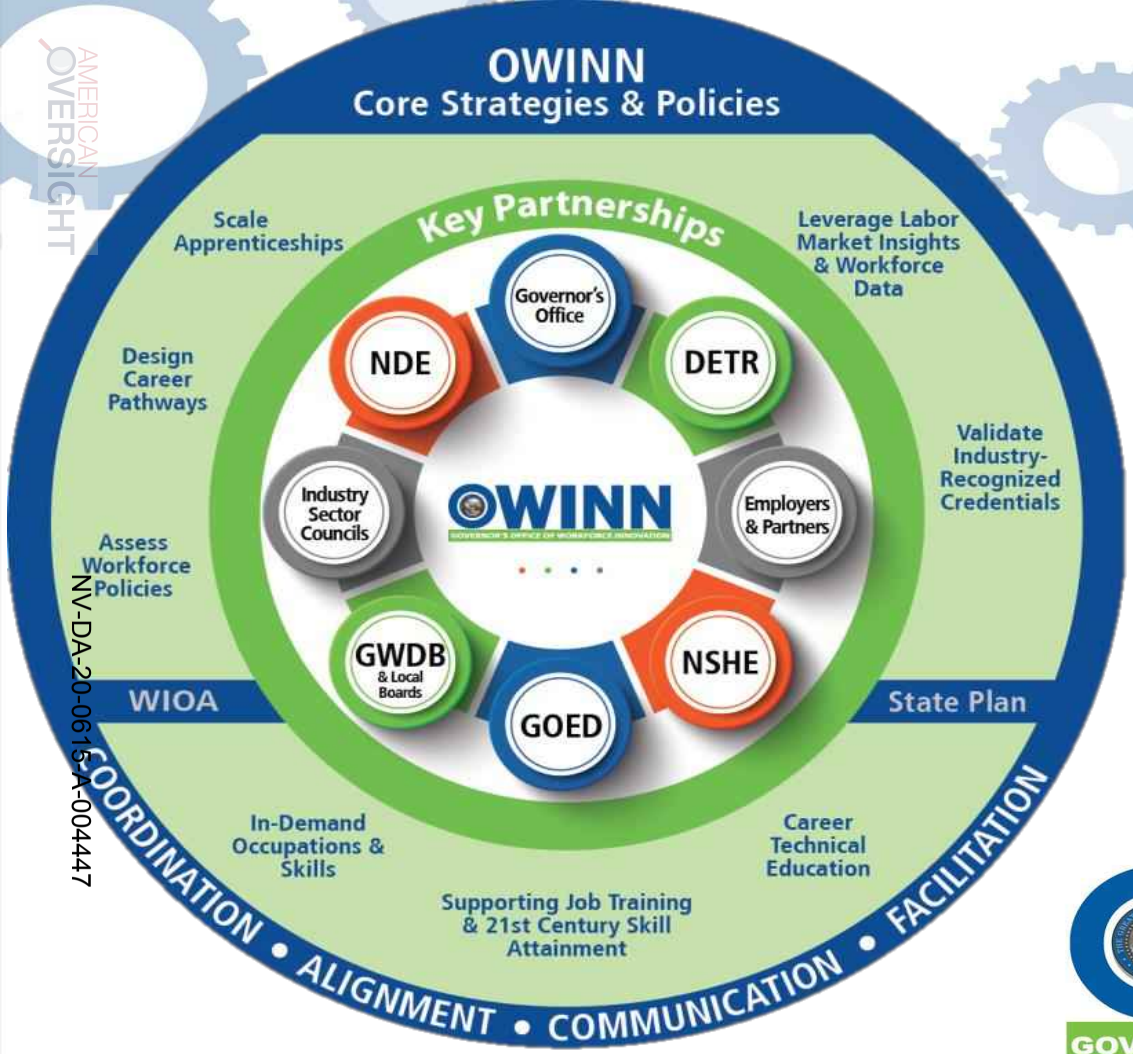

@OWINN29

Office of Governor Brian Sandoval

Manny Lamarre, Executive Director

OWINN

GOVERNOR'S OFFICE OF WORKFORCE INNOVATION

NV-DA-20-0615-A-004447

Governor's Office of Workforce Innovation (OWINN)

→ Legal authority: Executive Order 2016-08 & SB516

→ Created within the Office of the Governor

OUTCOMES:

1. Prepare all K-12 Students for College & Career Success
2. Increase Nevadans with postsecondary degrees & credentials
3. Increase Employment Outcomes in Training and Credentialing programs

MISSION


State of Nevada

Executive Department

Executive Order 2016-08

ORDER REGARDING WORKFORCE DEVELOPMENT

WHEREAS, this administration has led a five-year effort to diversify Nevada's economy and c
ew, high-quality jobs throughout the State;

WHEREAS, job creation in innovative sectors of the economy, together with an economic rec
he traditional industries of Nevada, is leading to the emergence of new economic and employ
rtunities in the Silver State;

WHEREAS, a highly-skilled, diverse workforce is critical to the success of new companies se
loyees in the technology, advanced manufacturing, education, and health care sectors;

WHEREAS, our continued success in growing and sustaining a more diversified economy de
nnovative workforce development programs that will support the labor market needs of Nevada;

WHEREAS, the component pieces of Nevada's workforce development system exist in
different departments and agencies of State government, which must in turn coordinate and assi
activities of many different local government entities and nonprofit organizations;

WHEREAS, there exists a need for enhanced cooperation and collaboration among all e
engaged in workforce development;

WHEREAS, I, as Governor of the State of Nevada, issued Executive Order 2015-08 on Jun
2015, revising the Governor's Workforce Development Board in accordance with the Workforce Inno
and Opportunity Act of 2014 (WIOA); and

WHEREAS, Article 5, Section 1 of the Nevada Constitution provides: "The supreme exe
power of this State, shall be vested in a Chief Magistrate who shall be Governor of the State of Neva

NOW, THEREFORE, by the authority vested in me as the Governor by the Constitution and
of the State of Nevada, it is hereby ordered as follows:

1. The Office of Workforce Innovation is hereby created within the Office of the Governor.
   a. The Office of Workforce Innovation shall:
      i. Provide support to the Governor's Workforce Development Board ('State Bo
      industry sector councils, and the Office of the Governor in developing a strate
      the cooperation and collaboration among all stakeholders focused on wor
      development;
      ii. Develop a career pathways strategy for Nevada in the fields of techno
      ing, education, and health care;
      iii. Recommend improvements to the allocation of federal and state
      incorporating evidence-based and outcome-based strategies to align wor
      training programs in Nevada with current and projected job opportunities and
      pathways, based on the Nevada's economic development plan and infor
      received from the industry sector councils;

VISION

A vibrant and sustainable economy

OWINN helps drive a skilled, diverse, and aligned workforce in the state of Nevada by promoting collaboration & cooperation among all entities focused on workforce development

AMERICAN OVERSIGHT

OWINN's Core Strategies

1. Assess workforce policies at the state level and provide strategic support and direction for the implementation of the federal Workforce Innovation and Opportunity Act (WIOA)
   - ❑ Provided technical and research support for SB66, SB19, SB516, SB69, & SB458
2. Design career pathways
   - ❑ Partnering with GOED to scale LEAP in southern NV and design technology career pathway
3. Scale registered apprenticeships in existing and emerging industries
   - ❑ Managing the State's Apprenticeship Council (SAC); OWINN serves as the State's Apprenticeship Agency (SAA)
4. Leverage labor-market and workforce data
   - ❑ Manage the statewide longitudinal data system to make informed policy decisions
5. Validate industry-recognized credentials
   - ❑ OWINN has identified entry-level certifications in the eight targeted industries for secondary students & the publicly funded workforce system

AMERICAN OVERSIGHT

GOWINN's Priorities 2018-2019

- Aligning workforce training with labor market data through policies & practices
- Scaling work-based learning and Registered Apprenticeships
- Outreach and awareness – workforce opportunities & partnerships

AMERICAN OVERSIGHT

NV-DA-20-0615-A-004450

AMERICAN OVERSIGHT

"THE BOTTOM LINE IS THAT AN UNPREPARED WORKFORCE INHIBITS OUR ECONOMIC GROWTH, AND PREVENTS TOO MANY OF OUR CITIZENS FROM OBTAINING THE JOBS THEY DESERVE… MY VISION FOR OUR STATE IS TO PUT ALL NEVADANS, REGARDLESS OF AGE OR CIRCUMSTANCE, ON A CAREER PATHWAY TOWARD SUCCESS."

- GOVERNOR SANDOVAL, JAN. 17TH STATE OF THE STATE ADDRESS



NV-DA-2018-15-A-004451

Jobs Growth & Diversification Efforts

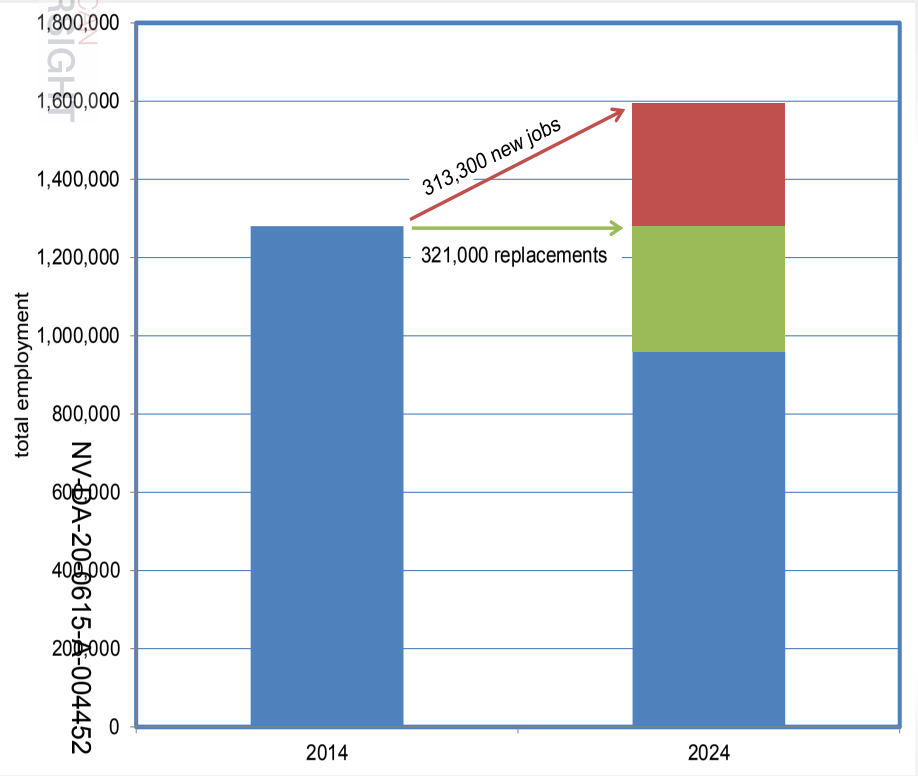

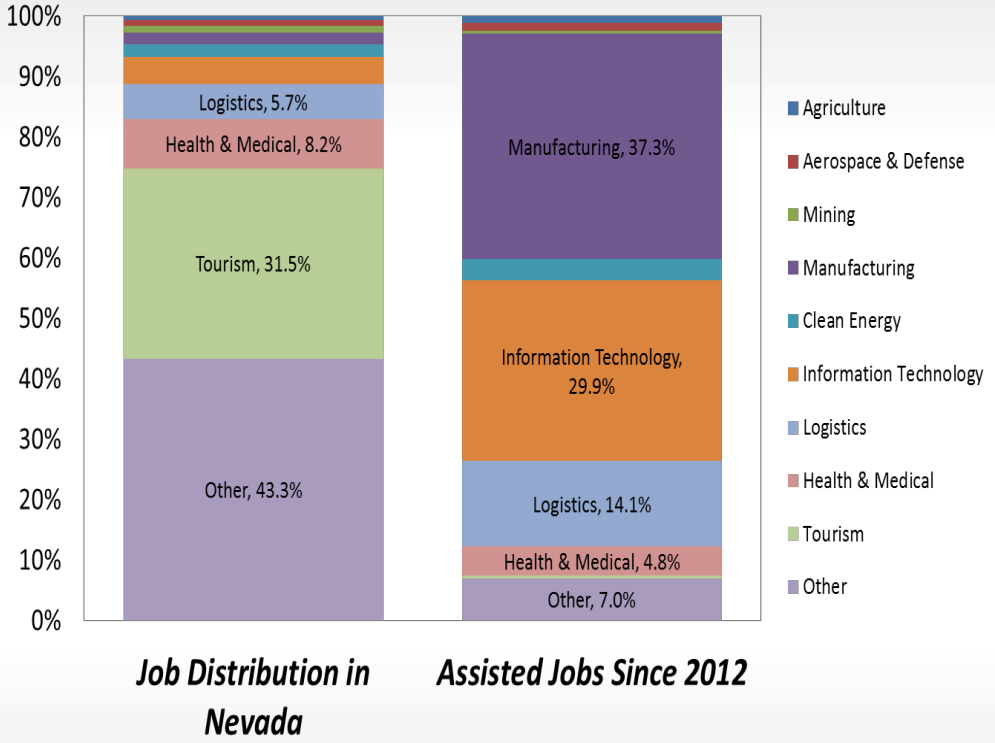

Job Distribution in Nevada ***Assisted Jobs Since 2012***

NV-DA-20-0615-A-004452

DETR Nevada Department of Employment, Training and Rehabilitation

Nevada Governor's Office of ECONOMIC DEVELOPMENT

Middle Skills Jobs Gap

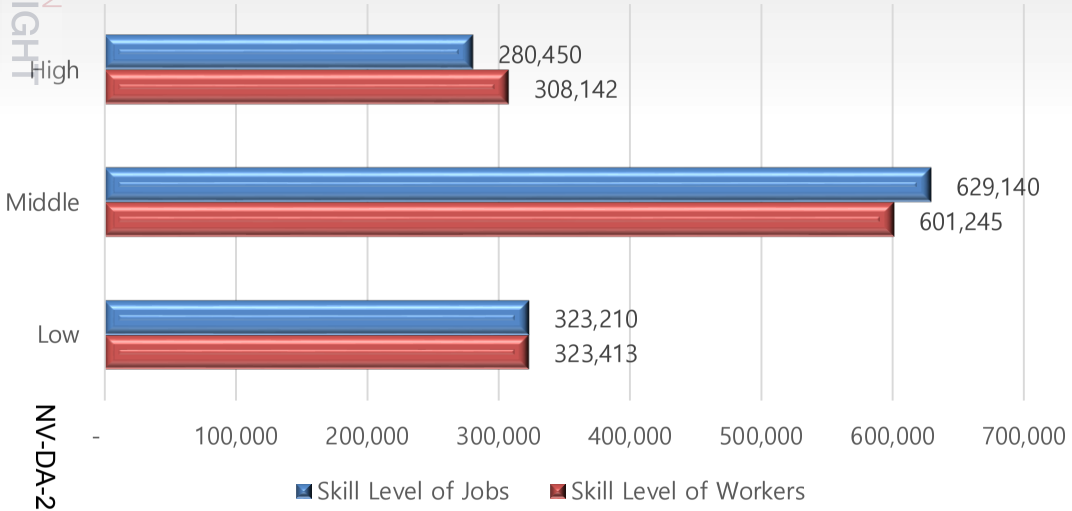

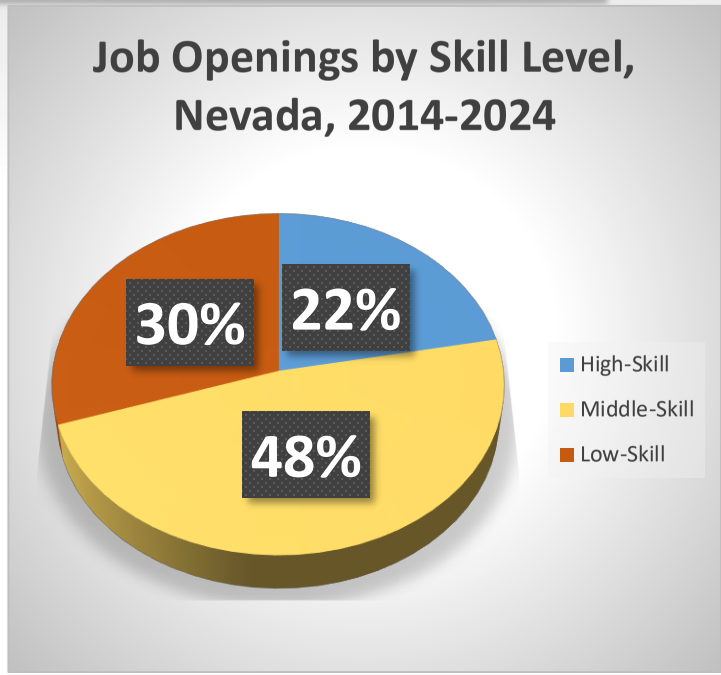

A gap of roughly ~28,000 workers exist in middle skills jobs in the state

Percent Alignment with Skill Level
High: 23/25
Middle: 49/51
Low: 26/26

AMERICAN OVERSIGHT
NV-DA-20-0615-A-004488

Labor Force Participation Rate & Non-institution Population

State of Nevada Labor Force Participation Rate by Age (Annual Average)

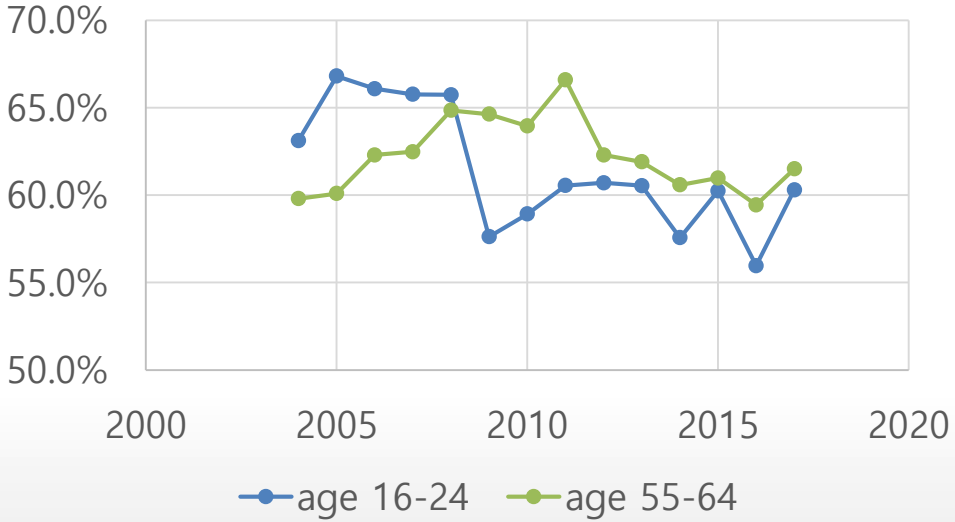

State of Nevada civilian non-institutional population 16+ (annual average)

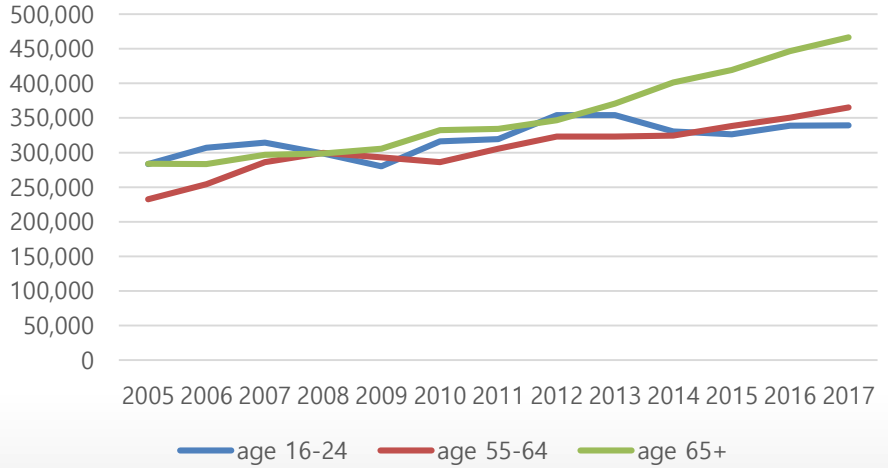

AMERICAN OVERSIGHT

Strategic Changes to Expand Apprenticeships & Work-Based Learning

NV-DA-20-0615-A-004455

NEVADA'S BIG GOAL

55,000!





NV-DA-20-0615-A-004456

Strategic Changes to Expand Apprenticeships & Work-Based Learning

AMERICAN OVERSIGHT

State Policy Changes

- SB 516 – statewide coordination between agencies, aligning with economic development, changes to Registered Apprenticeships
- SB66 – K-12 WBL bill
- SB19 – Dual enrollment
- AB7 – college & career readiness diplomas

NGA Policy Academy & NSFY

- Dramatically increase students completing pathways, culminating in industry-recognized credentials / Action Plan
- Employer engagement
- Promoting WBL & supporting partners
- WBL data infrastructure & analysis

GWDB Industry Sector Councils

- GWDB Industry Sector Councils, GOED, DETR, State Board, & OWINN
  - State & regional in-demand occupations for the
  - Skills and education requirements

Registered Apprenticeships & Work-Based Learning

NV-DA-20-0615-A-004457

Apprenticeships in Nevada = All Industries

















NV-DA-20-0615-A-004458

AMERICAN OVERSIGHT

RA Apprenticeship Industry-Occupation Analysis

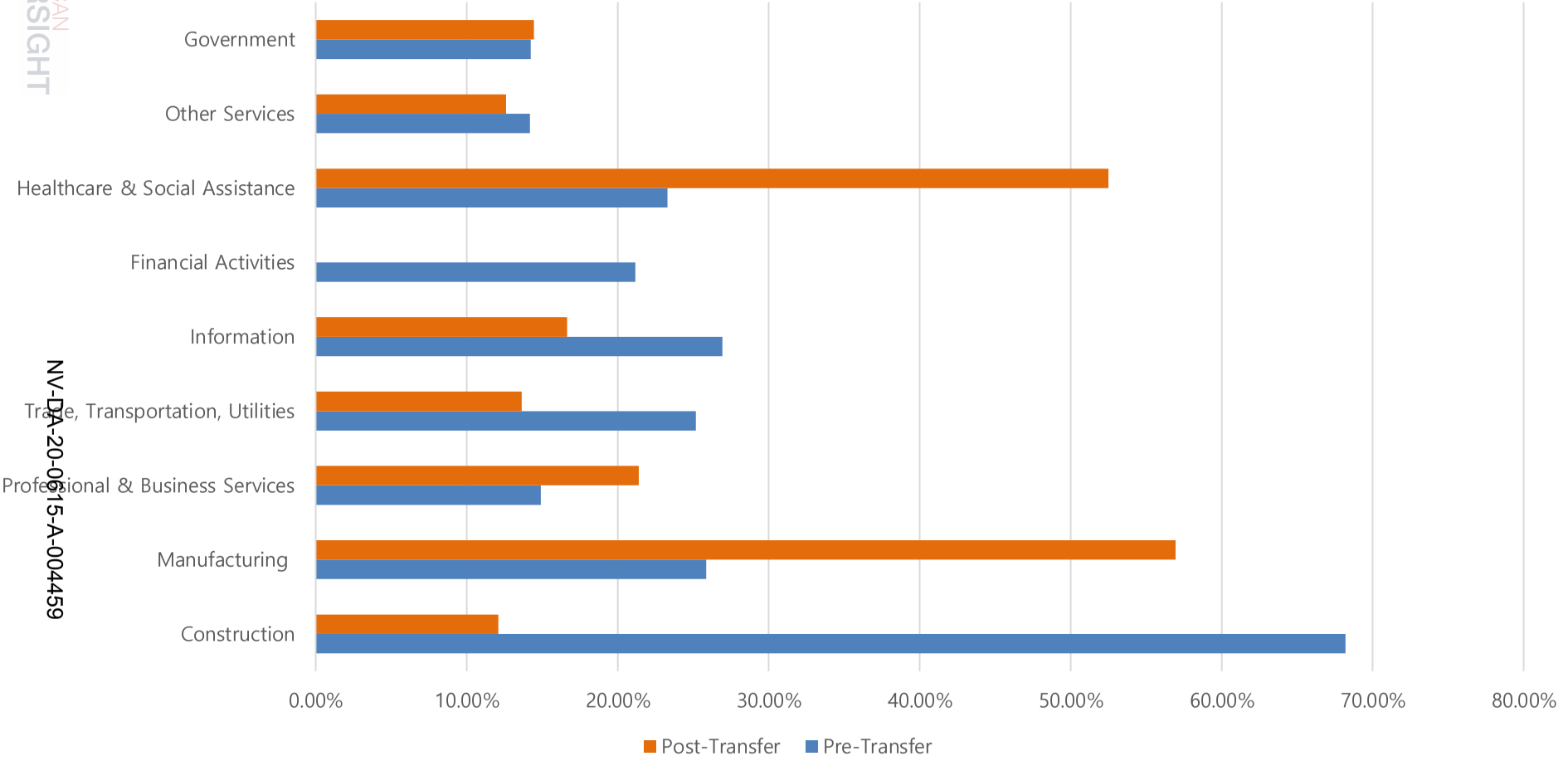

NV-DA-20-0615-A-004459

Nevada's Apprenticeship Outcomes Data

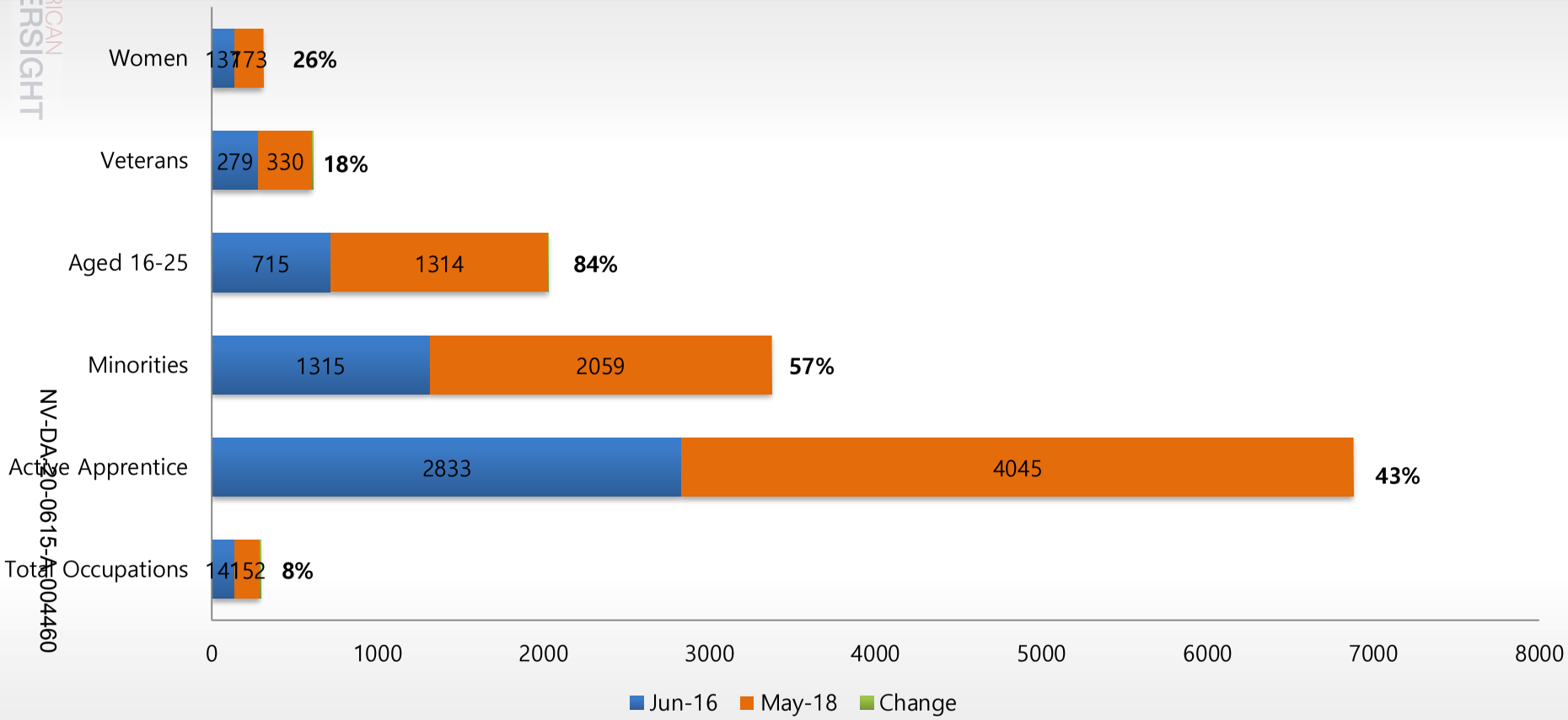

NV-DAO-0615-A004460

INDUSTRY	OCCUPATIONS	NOTES
Construction	• Electrician • Plumber, Pipe Fitter • Carpenter • Sheet Metal Worker	• Bulk of NV's RA occupations • High-demand, foundational industry • Long, rich history
Advanced Manufacturing	• Metal Fabricator • Electro-Mechanical Technician • CNC Machine Operator • Industrial Manufacturing Technician	• Emerging, high-demand, high-growth • New in Nevada
IT	• Cybersecurity Support Technician • Computer Support Specialist - Desktop	• Emerging, high-demand, high-growth • New in Nevada
Healthcare	• Certified Nursing Assistant	• High-demand, high-growth • New in Nevada
Tourism, Gaming & Entertainment	• Buyer-Purchasing	• Foundational industry • New in Nevada

AMERICAN OVERSIGHT
NV-DA-20-0615-A-004461

Closing Plenary: Good Jobs for all Americans
Saturday, July 21
3 to 4 p.m.
Convention Center: Sweeney Ballroom C-F

Closing Plenary: Good Jobs for All Americans

Overview

In this session, Governor Bullock will formally unveil his NGA chair's initiative, *Good Jobs for All Americans*. Governor Sandoval will formally pass the gavel to Governor Bullock after the governors vote for the 2018-2019 NGA Chair. Governor Bullock's initiative will focus on preparing governors for new changes in the labor market resulting from technological advancement and demographic changes. After he unveils his initiative, he will sit down with Dr. Lawrence Katz to discuss the role of governors in providing good jobs to all Americans.

****You are giving opening remarks and passing the gavel.**

Format

- 3 p.m. — Call to Order and Opening Remarks
  - Governor Brian Sandoval, Nevada
- 3:05 p.m. — Nomination of NGA Chair and Vice Chair
  - Governor Kate Brown, Oregon
- 3:10 p.m. — Passing of the Gavel and New Chair's Initiative
  - Governor Brian Sandoval, Nevada
  - Governor Steve Bullock, Montana
- 3:15 p.m. — Fireside Chat
  - Governor Steve Bullock, Montana
  - Dr. Lawrence Katz, Elisabeth Allison Professor of Economics, Harvard University Faculty of Arts and Sciences
- 4 p.m. — Adjourn

Media

This session is open to press.

Contact: Martin Simon, (202) 624-5345 or msimon@nga.org

AMERICAN OVERSIGHT

Passing of the Gavel & Closing Plenary

Saturday, July 21, 3-4 p.m.

Governor Sandoval

[GOVERNOR SANDOVAL OPENS]

PLEASE TAKE YOUR SEATS SO WE CAN BEGIN.

WELCOME TO THE CLOSING SESSION OF THE 2018 NATIONAL GOVERNORS ASSOCIATION SUMMER MEETING.

[CLOSING CHAIRMANSHIP REMARKS]

IT'S BEEN SUCH AN HONOR TO LEAD THIS ORGANIZATION OVER THE LAST YEAR. WHEN I THINK BACK TO OUR LAST SUMMER MEETING IN RHODE ISLAND, I'M PROUD HOW FAR WE'VE COME AND ALL THAT WE HAVE ACCOMPLISHED TOGETHER.

AMERICAN OVERSIGHT

I DIDN'T LEAD THE NGA ALONE. THE ORGANIZATION'S ENTIRE STAFF WAS WITH ME EVERY STEP OF THE WAY.

THEIR BIPARTISAN COUNSEL WAS CRUCIAL NOT ONLY TO MY SUCCESS AS CHAIR, BUT ALSO TO OUR COLLECTIVE SUCCESS AS GOVERNORS.

I WOULD LIKE TO TAKE A MOMENT TO EXPRESS OUR GRATITUDE TO NGA CEO AND EXECUTIVE DIRECTOR SCOTT D. PATTISON AND THE ENTIRE STAFF FOR ALL THEIR ASSISTANCE OVER THE LAST YEAR.

[HOLD FOR APPLAUSE]

I WOULD ALSO LIKE TO THANK MY COLLEAGUES FOR SUPPORTING ME THROUGHOUT THIS JOURNEY.

WHEN WE LEFT PROVIDENCE LAST YEAR, I KNEW THAT WE HAD THE COLLECTIVE POTENTIAL TO POSITIVELY IMPACT THE LIVES OF AMERICANS IN EVERY CORNER OF THIS COUNTRY.

AMERICAN OVERSIGHT

I'M PROUD TO REPORT A YEAR LATER THAT WE DID JUST THAT AND I AM GRATEFUL TO EACH OF YOU FOR PLAYING A PART IN THAT EFFORT.

NGA BRINGS TOGETHER BOTH SIDES OF THE AISLE IN A TIME WHEN POLITICAL COOPERATION SEEMS TO BE INCREASINGLY RARE.

THE PAST FEW DAYS REAFFIRMED THAT GOVERNORS ARE PREPARED TO ROLL UP THEIR SLEEVES AND SHARE THE SOLUTIONS THAT HAVE WORKED IN THEIR STATES.

OVER THE PAST FEW DAYS WE'VE EATEN TOGETHER, LAUGHED TOGETHER, AND MOST IMPORTANTLY, WE LEARNED TOGETHER. NOW IS THE TIME TO PASS THE BATON.

I'M CONFIDENT THAT THE INCOMING CHAIR, GOVERNOR STEVE BULLOCK OF MONTANA, WILL CARRY ON THIS LEGACY OF BIPARTISAN POLICY EXCELLENCE.

AMERICAN OVERSIGHT

I AM GRATEFUL FOR THE SUPPORT HE OFFERED ME AS VICE CHAIR AND I AM EXCITED TO SEE ALL THE GREAT WORK THAT HE AND GOVERNOR HOGAN WILL DO FOR THE ORGANIZATION. I NOW RECOGNIZE GOVERNOR KATE BROWN FOR THE PURPOSE OF EXECUTIVE NOMINATIONS.

[TRANSITION TO OFFICIAL NOMINATIONS]

[GOVERNOR KATE BROWN WILL NOMINATE BULLOCK AND HOGAN]

[TRANSITION TO GOVERNOR SANDOVAL]

THANK YOU, GOVERNOR BROWN AND THE MEMBERS OF THIS YEAR'S NOMINATIONS COMMITTEE.

IS THERE A SECOND?

[NOTE: ANY OTHER GOVERNOR PRESENT MAY SECOND FROM THE FLOOR]

[GOVERNOR SANDOVAL]

IS THERE ANY DEBATE?

AMERICAN OVERSIGHT

[GOVERNOR SANDOVAL]

HEARING NONE, ALL GOVERNORS IN FAVOR OF ACCEPTING THE REPORT OF THE NOMINATIONS COMMITTEE PLEASE SAY AYE. ALL OPPOSED, NAY. THE AYES HAVE IT.

CONGRATULATIONS TO NGA'S NEW CHAIR, GOVERNOR STEVE BULLOCK, VICE CHAIR GOVERNOR LARRY HOGAN AND THE OTHER MEMBERS OF THE 2018-2019 NGA EXECUTIVE COMMITTEE.

[GAVEL PASSING (TBD)]

- **TBD**
- **IT IS NOW MY HONOR TO INTRODUCE MY COLLEAGUE, MY FRIEND AND THE NEW CHAIR OF NGA, GOVERNOR STEVE BULLOCK OF MONTANA.**

AMERICAN OVERSIGHT

VIP Social Event
Saturday, July 21
5:30 to 6:30 p.m.
New Mexico Governor's Residence
By Invitation Only

VIP Reception for Governors, Spouses, Sponsors and Special Guests at the Governor's Residence

Overview

Governors, spouses, summer meeting sponsors and other invited guests are invited to join Governor Susana Martinez and First Gentleman Chuck Franco at the governor's residence for a VIP cocktail reception.

**You are giving opening remarks.

Format

This reception will feature light hors d'oeuvres along with New Mexican beers, wines and specialty drinks. In addition to welcoming remarks, there will be a brief tribute to all governors transitioning out of office.

Transportation

Governors may arrive by private vehicle; secured parking will be available. The address of the residence is 1 Mansion Drive, Santa Fe, N.M. All other attendees should utilize the shuttle service provided from all host hotels beginning at 5 p.m. Buses will depart the residence at 6:30 p.m. for the all-attendee event at Bonanza Creek.

Dress

Dress for this event is "Southwest casual" (western wear is welcomed). Please note that this event will take place both indoors and outdoors. A light sweater or jacket is recommended.

Media

This event is closed to press.

Contact: Bob Masciarelli, (202) 624-5355 or bmasciarelli@nga.org

AMERICAN OVERSIGHT

VIP Reception—Governor's Residence

Saturday, July 21, 5:30-6:30 p.m.

Governor Sandoval

[SANDOVAL OPENS]

THANK YOU ALL FOR JOINING US FOR THE FINAL VIP RECEPTION OF THE 2018 NGA SUMMER MEETING.

I HOPE YOU ALL HAD A WONDERFUL TIME AND CONTINUE TO DO SO THIS EVENING. SPECIAL THANKS TO GOVERNOR MARTINEZ FOR HOSTING US THIS EVENING.

I KNOW WE ARE ALL LEAVING SANTA FE ARMED WITH NEW IDEAS AND STRATEGIES TO ADVANCE OUR STATES AND IMPROVE OUR CONSTITUENTS' LIVES.

AT OUR FIRST RECEPTION, I SPOKE ABOUT THE SPIRIT OF THE WILD WEST, GUIDING US FORWARD INTO AN UNKNOWN FUTURE.

AMERICAN OVERSIGHT

I LEAVE MORE CONFIDENT THAN EVER THAT WE ARE BETTER PREPARED FOR WHATEVER MIGHT COME OUR WAY AS GOVERNORS.

THANK YOU ALL FOR GIVING ME THE IMMENSE PRIVILEGE OF LEADING THE NGA. EVEN THOUGH MY TIME AS CHAIR HAS ENDED, I LEAVE MORE CONFIDENT THAN EVER IN THE FUTURE OF THE ORGANIZATION AND THE NATION.

WE HAVE TWO FEARLESS CHAMPIONS OF GOVERNORS LEADING US. HAILING FROM THE GREAT STATE OF MONTANA, PLEASE JOIN ME IN WELCOMING MY DEAR FRIEND AND THE NEW CHAIR OF THE NATIONAL GOVERNORS ASSOCIATION, STEVE BULLOCK.

[GOV BULLOCK REMARKS]

[GOV MARTINEZ REMARKS]

[PATTISON REMARKS]

AMERICAN OVERSIGHT

Social Event: Showdown at Bonanza Creek Ranch
Saturday, July 21
6 to 9 p.m.
Bonanza Creek

Showdown at Bonanza Creek Ranch

Overview

All meeting attendees will be transported to the old west, courtesy of a working film set. As you mosey down Main Street you will be immersed 360° into a western town where modern civilization is nowhere to be seen. Explore the saloon, hotel, bank, jail and chapel on the hill, or revel in the wide-open vistas and dramatic skies that draw the movie industry to this unique location. The first movie to be shot at Bonanza Creek Ranch was *The Man from Laramie*, starring a young James Steward in 1955. Since then Bonanza Creek Ranch has boasted over 50 years of filmmaking movie and television credits which include *Cowboy*, *Butch Cassidy and the Sundance Kid*, *Easy Rider*, *Longmire*, *3:10 to Yuma*, *The Lonesome Dove*, *Walker, Texas Ranger*, *Gunsmoke*, *Wild Hogs* and *Cowboys & Aliens*.

**You are giving opening remarks.

Format

This closing event will feature an authentic old western experience including a "Chuckwagon" buffet, saloon entertainment, a stunt show (showdown on Main Street) and country western artists.

Transportation

Governors may arrive by private vehicle; secured parking will be available. The address of the venue is 15 Bonanza Creek Lane, Santa Fe, N.M. All other attendees should utilize the shuttle service provided from all host hotels beginning at 6 p.m. with the last shuttle returning at 9:15 p.m.

Dress

Dress for this event is "Southwest casual" and western wear is welcomed. Please note that this event will take place both indoors and outdoors. Closed-toe shoes and a light sweater or jacket are recommended.

Media

This event is closed to press.

Contact: Bob Masciarelli, (202) 624-5355 or bmasciarelli@nga.org

AMERICAN OVERSIGHT

Showdown at Bonanza Creek

Saturday, July 21, 6:30-9 p.m.

Governor Sandoval

[SANDOVAL OPENS]

WELCOME THE FINAL EVENT OF THE 2018 SUMMER MEETING. THE HARD WORK IS NOW COMPLETE, AND WE CAN REFLECT UPON OUR EXPERIENCE OVER THE PAST FEW DAYS.

SINCE THURSDAY, WE'VE HAD 14 CONFERENCE SESSIONS. WE'VE HEARD FROM ESTEEMED INTERNATIONAL DELEGATES AND INFLUENTIAL BUSINESS LEADERS.

WE PUT ASIDE PARTISANSHIP AND ATTEMPTED TO ANSWER ONE SIMPLE QUESTION: AS GOVERNORS, HOW CAN WE DO OUR JOBS BETTER?

AMERICAN OVERSIGHT

WHILE NONE OF US CAN BE PERFECT LEADERS, WE CAN ALL STRIVE TO IMPROVE. THE LAST FEW DAYS OFFERED US THE OPPORTUNITY TO GROW AS GOVERNORS TO BETTER SERVE OUR CONSTITUENTS BACK HOME.

WE DISCUSSED VEXING ISSUES SUCH AS ECONOMIC TRANSFORMATION AND THE OPIOID EPIDEMIC, WHICH CLAIMS THOUSANDS OF LIVES EVERY YEAR FROM ALL STATES.

IN ADDITION TO ADDRESSING THE ISSUES OF THE PRESENT, WE SECURED A BETTER GRASP ON WHAT THE FUTURE LOOKS LIKE.

WE ARE BETTER PREPARED TO MANAGE BOTH THE UPSIDES AND THE CHALLENGES OF ADVANCED TECHNOLOGY AND ALL OF US ARE BETTER PREPARED TO INNOVATE BACK IN OUR STATES.

AMERICAN OVERSIGHT

WE ALSO HAD SOME FUN ALONG THE WAY, SHARING LAUGHS AND FORGING RELATIONSHIPS THAT WILL PAY DIVIDENDS FOR YEARS TO COME. I SPEAK FOR ALL OF US WHEN I SAY OUR FEW DAYS IN SANTA FE WERE WELL SPENT.

IN ADDITION TO ACQUIRING NEW KNOWLEDGE, NGA ALSO GAINED A NEW CHAIR. GOVERNOR STEVE BULLOCK IS WELL-PREPARED TO LEAD THIS ORGANIZATION INTO THE FUTURE, AND I AM EXCITED ABOUT HIS NEW INITIATIVE FOCUSING ON CREATING GOOD JOBS FOR ALL AMERICANS.

I WOULD AGAIN LIKE TO THANK HIM FOR ALL HE DID AS NGA'S VICE CHAIR AND WISH HIM HIS FAMILY ALL THE BEST AS HE BEGINS HIS NEW ROLE.

ONE YEAR AGO, I STOOD BEFORE YOU AND VOWED TO RAISE AWARENESS ABOUT INNOVATIONS IN TECHNOLOGY, ENERGY AND TRANSPORTATION.

AMERICAN OVERSIGHT

THROUGHOUT THE LAST YEAR, I BELIEVE WE'VE MET OUR GOAL AND I LEAVE MY CHAIRMANSHIP MORE CONFIDENT IN THE FUTURE OF THE NGA THAN EVER BEFORE.

THANK YOU TO ALL THE GOVERNORS, GUESTS, INTERNATIONAL VISITORS AND PARTNERS ASSEMBLED HERE.

A HUGE THANK YOU TO THE NGA STAFF FOR ALL THE WORK THAT WENT INTO THIS MEETING AS WELL AS FOR ALL THE SUPPORT THEY'VE OFFERED TO US THROUGHOUT THE YEARS.

NGA BROUGHT TOGETHER DEMOCRATS AND REPUBLICANS TO DISCUSS POLICIES IMPROVING AMERICAN LIVES. WE CHECK THE POLITICS AT THE DOOR AND WORK TOGETHER TO SOLVE THE ISSUES PLAGUING OUR STATES.

THE BURDEN IS UPON US AS GOVERNORS, AS LEADERS AND AS AMERICANS, TO BRING THE GOODWILL AND COMRADERY EXPERIENCED HERE IN SANTA FE BACK TO OUR HOME STATES.

WE ALL FACE SERIOUS CHALLENGES WHILE GOVERNING.

AMERICAN OVERSIGHT

I HOPE THAT YOU WILL RETURN TO THOSE CHALLENGES WITH NEW IDEAS, NEW PERSPECTIVES AND NEW FRIENDS TO SUPPORT YOU AND THE PEOPLE YOU SERVE.

THANK YOU FOR THE OPPORTUNITY TO LEAD THE NGA. IT IS NOW MY HONOR TO INTRODUCE MY GOOD FRIEND AND THE NEWEST CHAIR OF THE NATIONAL GOVERNORS ASSOCIATION, STEVE BULLOCK.

Governor Bullock

[TRANSITION TO BULLOCK]

AMERICAN OVERSIGHT

2018 Summer Meeting Agenda

Thursday, July 19		
8:15 a.m. to 9:30 a.m.	**Council of Governors Breakfast and Pre-Meeting Briefing** ***Council members only***	**Eldorado: Anasazi North**
8:30 a.m. to 9:30 a.m.	**Great Eggspectations: Advice from Ambassadors** *Economic development representatives and governors' staff are invited to engage in a breakfast with the visiting delegations.*	**La Fonda:Lumpkins Ballroom North**
9:30 a.m. to 11:30 a.m.	**Council of Governors Meeting** ***Council members only***	**Eldorado: Anasazi South**
9:45 a.m. To 11:45 a.m.	**Silicon States: A Workshop on Benefiting from New Technologies** Hosted by NGA Future and the World Economic Forum *This workshop will focus on the challenges and opportunities of emerging technology through a facilitated discussion on technology trends and the public policy options available to governors.*	**La Fonda: La Terraza Room**

AMERICAN OVERSIGHT

NV-DA-20-0615-A-004477

9:45 a.m. to 10:30 a.m.	**Rebuilding a Silk Road to Economic Development** *This panel discussion will feature recent examples of U.S. - Chinese collaboration at the state level.*	**La Fonda:Lumpkins Ballroom North**
10:45 a.m. to 11:45 a.m.	**U.S. - China Economic Ties, Growth, Strategies and Investment Opportunities** *High-level investors will discuss with governors, or their key staff, what is needed from the states to attract and retain Chinese investment during a panel discussion.*	**La Fonda:Lumpkins Ballroom North**
12:00 p.m. to 4:00 p.m.	**Meeting of State Chief Operating Officers**	**Eldorado: Anasazi North**
12:00 p.m. to 1:30 p.m.	**Around the World in 80 Plates: International Leadership Luncheon** *In honor of the many delegations from all over the world attending the Summer Meeting, NGA will feature a local chef to highlight the rising importance of culinary traditions in diplomacy.*	**La Fonda: Lumpkins Ballroom South**
1:45 p.m. to 3:15 p.m.	**Joining with Japan: Strengthening Partnerships from an Ocean Away** *Japanese executives and governors will come together to discuss the future of workforce development and investment partnerships between our two countries.*	**La Fonda:Lumpkins Ballroom North**
3:30 p.m. to 5:00 p.m.	**Leading Globally Matters Locally: How Global Engagement Advances U.S. Interests** *This roundtable will provide governors, private sector leaders, federal officials and a Kenyan delegation an opportunity to engage in a dialogue about how strategic investments in international development and diplomacy and public-private*	**La Fonda:New Mexico Room**

AMERICAN OVERSIGHT

NV-DA-20-0615-A-004478

	partnerships advance our economic and security interests.	
3:30 p.m. to 5:00 p.m.	**Building Bridges to the Future: State Leadership on Infrastructure Investment** *In this roundtable, international executives will come together with governors to discuss best practices and tools to support states as the drivers of the future of U.S. infrastructure.*	**La Fonda: La Terraza Room**
6:00 p.m. to 8:00 p.m.	**A Celebration of Arts and Culture at Museum Hill** ***Open to all attendees*** *Transportation will be provided from the host hotels to Museum Hill or you may opt to use Uber or Lyft to make the two-mile trip. Attire is Southwest casual. A light sweater or jacket is recommended.*	**Museum Hill**

Friday, July 20		
9:00 a.m. to 10:00 a.m.	**Opening Plenary: Ahead of the Curve: Innovation Governors** *Governor Sandoval will close out his 2017-2018 NGA Chair's Initiative with a thought-leader conversation about technology transformation and how governors can prepare their states for the variety of changes.*	**Convention Center: Sweeney Ballroom C-F**
10:10 a.m. to 10:50 a.m.	**Plenary Session II: Racial Equity in the Workplace** *This fireside chat, featuring W.K. Kellogg Foundation CEO La June Montgomery Tabron explores the significant economic and social gains to be made by closing the racial equity gap in the U.S.*	**Convention Center: Sweeney Ballroom C-F**

AMERICAN OVERSIGHT

11:00 a.m. to 11:40 a.m.	**Plenary Session III: Women in Leadership: A View from the Top** *A dynamic panel of women CEOs discuss leadership, innovation, diversity and the workforce in a changing economy.*	**Convention Center: Sweeney Ballroom C-F**
11:50 a.m. to 12:50 p.m.	**Plenary Session IV:Economic Opportunity in the Great Outdoors** *This session will provide governors with an opportunity to discuss how their states are integrating outdoor recreation activities into their state-wide economic development strategies.*	**Convention Center: Sweeney Ballroom C-F**
12:50 p.m. to 1:50 p.m.	**Strategies for Unlocking Capital to Spur Entrepreneurship** ***By Invitation only*** *A conversation over lunch for governors and their staff around various strategies to unlock capital to promote innovation, entrepreneurship and small-business growth. Experts from venture capital, philanthropy and banking will provide insights and analysis on a range of issues related to this topic.*	**Convention Center: Sweeney Ballroom B**
12:50 p.m. to 1:50 p.m	**NGA Executive Committee and Center for Best Practices Board Meeting and Lunch** ***By Invitation only***	**Convention Center: Ohkay Owingeh (2nd Floor)**
12:50 p.m. to 1:50 p.m.	**Networking Lunch at Smart States Pavilion** ***Open to all attendees***	**Convention Center: Smart States Pavilion**
2:00 p.m. to 3:30 p.m.	**Plenary Session V:An Evolving Crisis: Combatting the Next Wave of Addiction** *The opioid crisis continues to evolve beyond prescription drugs. This session will offer insights into how officials at all levels of governments can combat the flow of opioids and other illicit drugs into the country and ensure appropriate treatment*	**Convention Center: Sweeney Ballroom C-F**

AMERICAN OVERSIGHT

	and recovery services in a rapidly changing environment.	
3:45 p.m. to 5:00 p.m.	**Governors Only Session**	**Eldorado: Grand Ballroom B**
5:00 p.m. to 6:00 p.m.	**RGA Reception**	**Drury Inn & Suites**
6:00 p.m. to 9:00 p.m.	**La Noche de Fuego** ***Open to all attendees*** *Transportation will be provided from the host hotels to La Noche en Fuego departing at 5:45 p.m. Attire is casual. Dinner will be served under a tent, with picnic-style seating for dessert and entertainment. Flat shoes and a light sweater or jacket are recommended.*	**Fort Marcy Park**
9:00 p.m. to 11:00 p.m.	**Purple Party – A Celebration of Friendship and Bipartisanship**	**Casa Espana**

Saturday, July 21		
8:30 a.m. to 10:00 a.m.	• **Governors Only Breakfast Session** • **Chiefs of Staff Only Breakfast Session** • **NGA Partner's Breakfast**	**Eldorado: Grand Ballroom B** **Governor's Residence** **Eldorado: Grand Ballroom A**
10:15 a.m. to 12:15 p.m.	**Plenary Session VI: Global Governors: Reaching the World from the Governor's Desk**	**Convention Center: Sweeney Ballroom C-F**

AMERICAN OVERSIGHT

	Governors will hear from foreign federal officials on the growing role of subnationals in the global arena, followed by an exchange of ideas between governors and their counterparts.	
12:15 p.m. to 1:30 p.m.	**Joint Lunch for Governors and Chiefs of Staff**	**Convention Center: Sweeney Ballroom B**
12:15 p.m. to 1:30 p.m.	**Networking Lunch at Smart States Pavilion** ***Open to all attendees***	**Convention Center: Smart States Pavilion**
1:30 p.m. to 2:15 p.m.	**Plenary Session VII: The Intersection Between the Arts and Commerce in the States** *Prominent artists and historians join governors to explore the importance of arts and history education to developing a vibrant creative economy.*	**Convention Center: Sweeney Ballroom C-F**
2:25 p.m. to 2:55 p.m.	**Plenary Session VIII: Robots, Education and Workforce: Transformers and Transformation** *Industry and education thought leaders will share new approaches to preparing the future workforce for the next economic transformation.*	**Convention Center: Sweeney Ballroom C-F**
3:00 p.m. to 3:15 p.m.	**Passing of the Gavel Ceremony** *This special ceremony will acknowledge outgoing Chair, Governor Brian Sandoval, and introduce Governor Steve Bullock as the incoming Chair.*	**Convention Center: Sweeney Ballroom C-F**
3:20 p.m. to 4:00 p.m.	**Closing Plenary: Good Jobs for All Americans** *Governor Bullock unveils his upcoming initiative as NGA Chair in a dynamic conversation with business leaders on the key role governors must play in addressing changes in technology, skills requirements,*	**Convention Center: Sweeney Ballroom C-F**

AMERICAN OVERSIGHT

NV-DA-20-0615-A-004482

	work relationships and demographics that threaten to leave many workers behind.	
4:10 p.m. to 4:45 p.m.	**NGA Partners Roundtable** ***By Invitation only***	**Convention Center: 2nd Floor**
5:30 p.m. to 6:30 p.m.	**VIP Reception for Governors, Spouses, Sponsors and Special Guests at the Governor's Residence** ***By Invitation only***	**Governor's Residence**
6:00 p.m. to 9:00 p.m.	**Showdown at Bonanza Creek Ranch** ***Open to all attendees*** *Transportation will be provided from the host hotels to Bonanza Creek Ranch departing at 6:00 p.m. Attire is casual or western. The town's streets are authentic (unpaved), so closed-toed shoes and a light sweater or jacket are recommended.*	**Bonanza Creek**

AMERICAN OVERSIGHT

Stephanie M. Klapstein

From: Jessica Reed <jessica@nevadadc.org>
Sent: Friday, July 06, 2018 7:28 AM
To: Pam Robinson
Subject: NGA Summer Meeting
Attachments: PDF NGA Summer Meeting Schedule 07.05.pdf

Hi Pam!

Hope you had a great 4th! Ryan said you're coming to the NGA Summer Meeting and I'm happy to get your registration, accommodations and flights set up. Hotel bookings are due by 12pm ET today. Do you know what days you're planning on checking in and checking out? Gov is coming in the evening of July 17 and is checking out on July 22. Tyler and I are also checking in on the 17th and departing on the 22nd.

Feel free to give me a call anytime if you'd like to discuss logistics. Also, I've attached a draft copy of Gov's schedule if you need it to figure out when you'd like to come in. Looking forward to seeing you later this month!

Thanks,
Jessica

Jessica Reed| Executive/Policy Assistant
State of Nevada, Washington Office
P: (202) 624-5404 | M: (757) 771-0566
E: jessica@nevadadc.org

AMERICAN OVERSIGHT

NV-DA-20-0615-A-004484

2018 NGA SUMMER MEETING SCHEDULE

Updated July 5, 2018

Tuesday, July 17		
	Arrive in Santa Fe	
Wednesday, July 18		
	No Scheduled Meetings	
Thursday, July 19		
8:00 AM *Eldorado* *(309 W San Francisco St)*	Day Ahead Briefing with Tyler and Jessica	
8:30 - 9:30 AM *La Fonda Lumpkins* *Ballroom North* *(100 E San Francisco St)*	Great Eggspectations: Advice from Ambassadors	Ambassadors from Japan, China and South Korea will all speak on a panel on how governors can engage globally through embassies.
9:45 - 10:30 AM *La Fonda* *Lumpkins Ballroom North*	Rebuilding a Silk Road to Economic Development	Panel featuring recent examples of U.S. Chinese collaboration on the state-level.
10:45 -11:45 AM *La Fonda Lumpkins* *Ballroom North*	U.S.- China Economic Ties, Growth, Strategies and Investment Opportunities Panel	High-level investors will discuss with governors and staff how to attract and retain Chinese investment.
11:45 AM - 12:00 PM	Open	
12:00 - 1:30 PM *La Fonda* *Lumpkins Ballroom South*	Around the World in 80 Plates: International Leadership Luncheon	
1:30 - 1:45 PM	Open	
1:45 - 3:15 PM *La Fonda* *Lumpkins Ballroom North*	Joining with Japan: Creating Partnerships from and Ocean Away	Japanese executives and governors will discuss the future of workforce development and investment partnerships.
3:15 - 3:30 PM	Open	
3:30 - 5:00 PM *La Fonda* *La Terraza Room*	Building Bridges to the Future: State Leadership on Infrastructure Investment	Private sector leaders will share best practices in transportation, energy and water infrastructures, as well as their possible financing models. Governors will present better avenues into the states.
5:00 - 6:00 PM	Open	
6:00 - 8:00 PM *Museum Hill* *(710 Camino Lejo)*	A Celebration of Arts and Culture at Museum Hill	Transportation will be provided from the hotel to Museum Hill. Attire is southwest casual and a light sweater or jacket is recommended.

AMERICAN OVERSIGHT

Friday, July 20		
7:30 AM *Santa Fe Convention Center* *Lamy Room* *(201 W Marcy St)*	Day Ahead Briefing with Tyler and Jessica	
TENTATIVE 8:15 - 8:50 AM *Santa Fe Convention Center* *Green Room*	Meet and Greet with Waymo, CEO John Krafcik	
8:50 - 10:00 AM *Santa Fe Convention Center* *Sweeney Ballroom C-F*	Opening Plenary: Ahead of the Curve Innovation Governors	***You are gaveling in the meeting and giving welcome remarks. There will be a robot demonstration from Marble to deliver treats to the governors and you are doing a fireside chat with Waymo CEO, John Krafcik.***
10:00 - 10:10 AM	Open	
10:10 - 10:50 AM *Santa Fe Convention Center* *Sweeney Ballroom C-F*	Plenary Session II: Racial Equity in the Workplace	Fireside chat featuring W.K. Kellogg Foundation CEO, La June Montgomery Tabron.
10:50 - 11:00 AM	Open	
11:00 - 11:40 AM *Santa Fe Convention Center* *Sweeney Ballroom C-F*	Plenary Session III: Women in Leadership A View from the Top	
11:40 - 11:50 AM	Open	
11:50 AM - 12:50 PM *Santa Fe Convention Center* *Sweeney Ballroom C-F*	Plenary Session IV: Economic Opportunity in the Great Outdoors	Topic: Natural Resources and Economic Development
12:50 - 1:50 PM *Santa Fe Convention Center* *Tesque (2nd Floor)*	NGA Executive Committee and Center for Best Practices Board Meeting and Lunch	***You are chairing the Executive Committee meeting.***
1:50 - 2:00 PM	Open	
2:00 - 3:30 PM *Santa Fe Convention Center* *Sweeney Ballroom C-F*	Plenary Session V: An Evolving Crisis: Combatting the Next Wave of Addiction	Topic: Drug Addiction
3:30 - 3:45 PM	Travel to Eldorado	
3:45 - 5:00 PM *Eldorado* *Grand Ballroom B*	Governors Only Session	***You are kicking off the discussion on opportunity zones.*** Topic: Opportunity Zones
OPTIONAL 5:00 - 6:00 PM *Drury Inn & Suites*	RGA Reception	
6:00 - 9:00 PM *Fort Marcy Park* *(490 Bishops Lodge Rd)*	La Noche de Fuego	Transportation will be provided from hotels departing at 5:45 PM. Attire is casual. Dinner will be served under a tent with picnic style for dessert and entertainment. Flat shoes and a light sweater or jacket are recommended.
9:00 - 11:00 PM *Casa Espana* *(321 W. San Francisco St)*	Purple Party - A Celebration of Friendship and Bipartisianship	

AMERICAN OVERSIGHT

Saturday, July 21		
7:30 AM *Eldorado*	Day Ahead Briefing with Tyler and Jessica	
8:30 - 10:00 AM *Eldorado* *Grand Ballroom B*	Governors Only Breakfast Session	NGA Executive Director, Scott Pattison will give a briefing on NGA's response to the issue of school safety during the first 15 min. Part two's Govs-Only briefing and discussion topic is Supreme Court decisions. ***For part two, you are giving opening remarks and introductions.*** Topic: U.S. Supreme Court Decisions
10:00 - 10:15 AM	Open	
10:15 AM - 12:15 PM *Santa Fe Convention Center* *Sweeney Ballroom C-F*	Plenary Session VI: Global Governors: Reaching the World from the Governor's Desk	
12:15 - 1:30 PM *Santa Fe Convention Center* *Sweeney Ballroom B*	Joint Lunch for Governors and Chiefs of Staff	Topic: Transition
1:30 - 2:15 PM *Santa Fe Convention Center* *Sweeney Ballroom C-F*	Plenary Session VII: The Intersection Between the Arts and Commerce in the States	Topic: Arts and History in the Economy
2:15 - 2:25 PM	Open	
2:25 - 2:55 PM *Santa Fe Convention Center* *Sweeney Ballroom C-F*	Plenary Session VIII: Robots, Education and Workforce - Transformers and Tranformation	Topic: Workforce and the Economy
3:00 - 3:15 PM *Santa Fe Convention Center* *Sweeney Ballroom C-F*	Passing of the Gavel Ceremony	***You are giving opening remarks and will pass the gavel to Gov. Bullock.***
3:20 - 4:00 PM *Santa Fe Convention Center* *Sweeney Ballroom C-F*	Closing Plenary: Good Jobs for All Americans	Topic: Workforce This is Gov. Bullock's initiative kickoff.
4:00- 5:30 PM	Open	
5:30 - 6:30 PM *Governor's Residence* *(1 Mansion Drive)*	VIP Reception for Governors, Spouses, Sponsors and Special Guests at the Governor's Residence	
6:30 - 9:00 PM *Bonanza Creek* *(15 Bonanza Creek Ln)*	Showdown at Bonanza Creek Ranch	Buses will depart the residence at 6:30 p.m. for the all-attendee event at Bonanza Creek. Attire is western or casual. The town's streets are authenic/unpaved so closed toe shoes and a light sweater or jacket are recommended.

AMERICAN OVERSIGHT

Stephanie M. Klapstein

From: Jessica Reed <jessica@nevadadc.org>
Sent: Friday, July 06, 2018 7:28 AM
To: Pam Robinson
Subject: NGA Summer Meeting
Attachments: PDF NGA Summer Meeting Schedule 07.05.pdf

Hi Pam!

Hope you had a great 4th! Ryan said you're coming to the NGA Summer Meeting and I'm happy to get your registration, accommodations and flights set up. Hotel bookings are due by 12pm ET today. Do you know what days you're planning on checking in and checking out? Gov is coming in the evening of July 17 and is checking out on July 22. Tyler and I are also checking in on the 17th and departing on the 22nd.

Feel free to give me a call anytime if you'd like to discuss logistics. Also, I've attached a draft copy of Gov's schedule if you need it to figure out when you'd like to come in. Looking forward to seeing you later this month!

Thanks,
Jessica

Jessica Reed| Executive/Policy Assistant
State of Nevada, Washington Office
P: (202) 624-5404 | M: (757) 771-0566
E: jessica@nevadadc.org

AMERICAN OVERSIGHT

NV-DA-20-0615-A-004488

2018 NGA SUMMER MEETING SCHEDULE

Updated July 5, 2018

Tuesday, July 17		
	Arrive in Santa Fe	
Wednesday, July 18		
	No Scheduled Meetings	
Thursday, July 19		
8:00 AM *Eldorado* *(309 W San Francisco St)*	Day Ahead Briefing with Tyler and Jessica	
8:30 - 9:30 AM *La Fonda Lumpkins* *Ballroom North* *(100 E San Francisco St)*	Great Eggspectations: Advice from Ambassadors	Ambassadors from Japan, China and South Korea will all speak on a panel on how governors can engage globally through embassies.
9:45 - 10:30 AM *La Fonda* *Lumpkins Ballroom North*	Rebuilding a Silk Road to Economic Development	Panel featuring recent examples of U.S. Chinese collaboration on the state-level.
10:45 -11:45 AM *La Fonda Lumpkins* *Ballroom North*	U.S.- China Economic Ties, Growth, Strategies and Investment Opportunities Panel	High-level investors will discuss with governors and staff how to attract and retain Chinese investment.
11:45 AM - 12:00 PM	Open	
12:00 - 1:30 PM *La Fonda* *Lumpkins Ballroom South*	Around the World in 80 Plates: International Leadership Luncheon	
1:30 - 1:45 PM	Open	
1:45 - 3:15 PM *La Fonda* *Lumpkins Ballroom North*	Joining with Japan: Creating Partnerships from and Ocean Away	Japanese executives and governors will discuss the future of workforce development and investment partnerships.
3:15 - 3:30 PM	Open	
3:30 - 5:00 PM *La Fonda* *La Terraza Room*	Building Bridges to the Future: State Leadership on Infrastructure Investment	Private sector leaders will share best practices in transportation, energy and water infrastructures, as well as their possible financing models. Governors will present better avenues into the states.
5:00 - 6:00 PM	Open	
6:00 - 8:00 PM *Museum Hill* *(710 Camino Lejo)*	A Celebration of Arts and Culture at Museum Hill	Transportation will be provided from the hotel to Museum Hill. Attire is southwest casual and a light sweater or jacket is recommended.

AMERICAN OVERSIGHT

Friday, July 20		
7:30 AM *Santa Fe Convention Center* *Lamy Room* *(201 W Marcy St)*	Day Ahead Briefing with Tyler and Jessica	
TENTATIVE 8:15 - 8:50 AM *Santa Fe Convention Center* *Green Room*	Meet and Greet with Waymo, CEO John Krafcik	
8:50 - 10:00 AM *Santa Fe Convention Center* *Sweeney Ballroom C-F*	Opening Plenary: Ahead of the Curve Innovation Governors	***You are gaveling in the meeting and giving welcome remarks. There will be a robot demonstration from Marble to deliver treats to the governors and you are doing a fireside chat with Waymo CEO, John Krafcik.***
10:00 - 10:10 AM	Open	
10:10 - 10:50 AM *Santa Fe Convention Center* *Sweeney Ballroom C-F*	Plenary Session II: Racial Equity in the Workplace	Fireside chat featuring W.K. Kellogg Foundation CEO, La June Montgomery Tabron.
10:50 - 11:00 AM	Open	
11:00 - 11:40 AM *Santa Fe Convention Center* *Sweeney Ballroom C-F*	Plenary Session III: Women in Leadership A View from the Top	
11:40 - 11:50 AM	Open	
11:50 AM - 12:50 PM *Santa Fe Convention Center* *Sweeney Ballroom C-F*	Plenary Session IV: Economic Opportunity in the Great Outdoors	Topic: Natural Resources and Economic Development
12:50 - 1:50 PM *Santa Fe Convention Center* *Tesque (2nd Floor)*	NGA Executive Committee and Center for Best Practices Board Meeting and Lunch	***You are chairing the Executive Committee meeting.***
1:50 - 2:00 PM	Open	
2:00 - 3:30 PM *Santa Fe Convention Center* *Sweeney Ballroom C-F*	Plenary Session V: An Evolving Crisis: Combatting the Next Wave of Addiction	Topic: Drug Addiction
3:30 - 3:45 PM	Travel to Eldorado	
3:45 - 5:00 PM *Eldorado* *Grand Ballroom B*	Governors Only Session	***You are kicking off the discussion on opportunity zones.*** Topic: Opportunity Zones
OPTIONAL 5:00 - 6:00 PM *Drury Inn & Suites*	RGA Reception	
6:00 - 9:00 PM *Fort Marcy Park* *(490 Bishops Lodge Rd)*	La Noche de Fuego	Transportation will be provided from hotels departing at 5:45 PM. Attire is casual. Dinner will be served under a tent with picnic style for dessert and entertainment. Flat shoes and a light sweater or jacket are recommended.
9:00 - 11:00 PM *Casa Espana* *(321 W. San Francisco St)*	Purple Party - A Celebration of Friendship and Bipartisianship	

AMERICAN OVERSIGHT

Saturday, July 21		
7:30 AM *Eldorado*	Day Ahead Briefing with Tyler and Jessica	
8:30 - 10:00 AM *Eldorado* *Grand Ballroom B*	Governors Only Breakfast Session	NGA Executive Director, Scott Pattison will give a briefing on NGA's response to the issue of school safety during the first 15 min. Part two's Govs-Only briefing and discussion topic is Supreme Court decisions. ***For part two, you are giving opening remarks and introductions.*** Topic: U.S. Supreme Court Decisions
10:00 - 10:15 AM	Open	
10:15 AM - 12:15 PM *Santa Fe Convention Center* *Sweeney Ballroom C-F*	Plenary Session VI: Global Governors: Reaching the World from the Governor's Desk	
12:15 - 1:30 PM *Santa Fe Convention Center* *Sweeney Ballroom B*	Joint Lunch for Governors and Chiefs of Staff	Topic: Transition
1:30 - 2:15 PM *Santa Fe Convention Center* *Sweeney Ballroom C-F*	Plenary Session VII: The Intersection Between the Arts and Commerce in the States	Topic: Arts and History in the Economy
2:15 - 2:25 PM	Open	
2:25 - 2:55 PM *Santa Fe Convention Center* *Sweeney Ballroom C-F*	Plenary Session VIII: Robots, Education and Workforce - Transformers and Tranformation	Topic: Workforce and the Economy
3:00 - 3:15 PM *Santa Fe Convention Center* *Sweeney Ballroom C-F*	Passing of the Gavel Ceremony	***You are giving opening remarks and will pass the gavel to Gov. Bullock.***
3:20 - 4:00 PM *Santa Fe Convention Center* *Sweeney Ballroom C-F*	Closing Plenary: Good Jobs for All Americans	Topic: Workforce This is Gov. Bullock's initiative kickoff.
4:00- 5:30 PM	Open	
5:30 - 6:30 PM *Governor's Residence* *(1 Mansion Drive)*	VIP Reception for Governors, Spouses, Sponsors and Special Guests at the Governor's Residence	
6:30 - 9:00 PM *Bonanza Creek* *(15 Bonanza Creek Ln)*	Showdown at Bonanza Creek Ranch	Buses will depart the residence at 6:30 p.m. for the all-attendee event at Bonanza Creek. Attire is western or casual. The town's streets are authenic/unpaved so closed toe shoes and a light sweater or jacket are recommended.

AMERICAN OVERSIGHT

Stephanie M. Klapstein

From: Jessica Reed <jessica@nevadadc.org>
Sent: Wednesday, July 11, 2018 8:25 AM
To: Pam Robinson
Cc: Tyler Klimas
Subject: NGA Summer Meeting Schedules
Attachments: PDF STAFF NGA Summer Meeting Schedule 07.11.pdf; PDF NGA Summer Meeting Schedule 07.11.pdf

Hi Pam,

Attached are the draft schedules for the NGA Summer Meeting we will go over. One is the Governor's version and the other is a staff version. Looking forward to chatting soon.

Thanks,
Jessica

Jessica Reed| Executive/Policy Assistant
State of Nevada, Washington Office
P: (202) 624-5404 | M: (757) 771-0566
E: jessica@nevadadc.org

AMERICAN OVERSIGHT

NV-DA-20-0615-A-004492

2018 STAFF NGA SUMMER MEETING SCHEDULE

Updated July 11, 2018

Tuesday, July 17		
	Arrive in Santa Fe	
Wednesday, July 18		
TENTATIVE	Meeting with Mr. Kentaro Sonoura, Adviser to Prime Minister of Japan	Tyler will staff. Mr. Sounoura would like to discuss the current status and future Japan-NV relations, including possible cooperation on the new gambling and casino laws in Japan.
Thursday, July 19		
8:00 - 8:30 AM *Eldorado* *Pinon Board Room* *(309 W San Francisco St)*	Day Ahead Briefing with Tyler, Pam, Jessica and Jarad	
8:30 - 9:30 AM *La Fonda* *Lumpkins Ballroom North* *(100 E San Francisco St)*	Great Eggspectations Networking Breakfast	Invititation extended to Governors, Governors' staff and session participants.
9:30 - 9:45 AM	Open	
9:45 - 10:30 AM *La Fonda* *Lumpkins Ballroom North*	Rebuilding a Silk Road to Economic Development	Tyler will staff. Pam and Jessica may attend. Panel featuring recent examples of U.S. Chinese collaboration on the state-level.
9:45 - 11:45 AM *La Fonda* *La Terraza Room*	Silicon States: A Workshop on Benefiting from New Technologies	Pam and Jessica may attend. This workshop is hosted by NGA Future and the World Economic Forum. It will focus on challenges and opportunities from emerging technology through a facilitated discussion on tech trends and public policy options for governors.
10:45 -11:45 AM *La Fonda* *Lumpkins Ballroom North*	U.S.- China Economic Ties, Growth, Strategies and Investment Opportunities Panel	Tyler will staff. Pam and Jessica may attend. High-level investors will discuss with governors and staff how to attract and retain Chinese investment.
11:45 AM - 12:00 PM	Open	
12:00 - 1:30 PM *La Fonda* *Lumpkins Ballroom South*	Around the World in 80 Plates: International Leadership Luncheon	Tyler will staff. Pam and Jessica may attend. Invititation extended to Governors, Governors' staff and session participants.
1:30 - 1:45 PM	Open	
1:45 - 3:15 PM *La Fonda* *Lumpkins Ballroom North*	Joining with Japan: Creating Partnerships from and Ocean Away	Tyler will staff. Pam and Jessica may attend. Japanese executives and governors will discuss the future of workforce development and investment partnerships.
3:15 - 3:30 PM	Open	
3:30 - 5:00 PM *La Fonda* *La Terraza Room*	Building Bridges to the Future: State Leadership on Infrastructure Investment	Tyler will staff. Pam and Jessica may attend. ***Gov will be participating in a roundtable discussion.***
5:00 - 6:00 PM	Open	
6:00 - 8:00 PM *Museum Hill* *(710 Camino Lejo)*	A Celebration of Arts and Culture at Museum Hill	***Gov is giving opening remarks.*** Transportation will be provided from the hotel to Museum Hill. Attire is southwest casual and a light sweater or jacket is recommended.

AMERICAN OVERSIGHT

Friday, July 20		
7:30 AM *Santa Fe Convention Center* *Lamy Room* *(201 W Marcy St)*	Day Ahead Briefing with Tyler, Pam and Jessica	
TENTATIVE 8:15 - 8:50 AM *Santa Fe Convention Center* *Green Room*	Meet and Greet with Waymo, CEO John Krafcik	Tyler will staff.
8:50 - 10:00 AM *Santa Fe Convention Center* *Sweeney Ballroom C-F*	Opening Plenary: Ahead of the Curve Innovation Governors	Tyler will staff. Pam and Jessica may attend. ***Gov is gaveling in the meeting and giving welcoming remarks. There will be a robot demonstration from Marble to deliver treats to the governors and Gov is doing a fireside chat with Waymo CEO, John Krafcik. After the chat, Gov will present jerseys to the outgoing governors.***
10:00 - 10:10 AM	Open	
10:10 - 10:50 AM *Santa Fe Convention Center* *Sweeney Ballroom C-F*	Plenary Session II: Racial Equity in the Workplace	Tyler will staff. Pam and Jessica may attend. Fireside chat featuring W.K. Kellogg Foundation CEO, La June Montgomery Tabron.
10:50 - 11:00 AM	Open	
11:00 - 11:40 AM *Santa Fe Convention Center* *Sweeney Ballroom C-F*	Plenary Session III: Women in Leadership A View from the Top	Tyler will staff. Pam and Jessica may attend. Panel moderated by Gov. Susana Martinez featuring, Gail Boudreaux, CEO, Anthem, Inc.; Barbara Humpton, CEO, Siemens USA; Pat Vincent-Collawn, CEO, PNM Resources
11:40 - 11:50 AM	Open	
11:50 AM - 12:50 PM *Santa Fe Convention Center* *Sweeney Ballroom C-F*	Plenary Session IV: Economic Opportunity in the Great Outdoors	Tyler will staff. Pam and Jessica may attend. This session will be led by Gov. John Hickenlooper. Speaker presentations featuring Jerry Stritzke, President and CEO, REI and Butch Whiting, CEO and Owner, Kryptek Outdoor Group
12:50 - 1:50 PM *Santa Fe Convention Center* *Tesque (2nd Floor)*	NGA Executive Committee and Center for Best Practices Board Meeting and Lunch	Tyler will staff. ***Gov is chairing the Executive Committee meeting.***
12:50 - 1:50 PM *Santa Fe Convention Center* *Smart States Pavilion*	Networking Lunch at Smart States Pavilion	Pam and Jessica may attend.
12:50 - 1:50 PM *Santa Fe Convention Center* *Sweeney Ballroom B*	Strategies for Unlocking Capital to Spur Entrepreneurship Lunch	Pam and Jessica may attend. The session will examine strategies for all types of small businesses, including technology and non-technology focused entrepreneurs and highlight the role of governors in promoting access to capital.
1:50 - 2:00 PM	Open	
2:00 - 3:30 PM *Santa Fe Convention Center* *Sweeney Ballroom C-F*	Plenary Session V: An Evolving Crisis: Combatting the Next Wave of Addiction	Tyler will staff. Pam and Jessica may attend. This session will be led by Governors Mark Dayton and Kate Brown. The panel discussion features Deputy Director James Carroll, Office of National Drug Control Policy; Deputy Postmaster General Ronald A. Stroman, United States Postal Service; Fire Chief Jan Rader, City of Huntington, West Virginia - followed by remarks from First Lady Kathryn Helgaas Burgum.
3:30 - 3:45 PM	Travel to Eldorado	
3:45 - 5:00 PM *Eldorado* *Grand Ballroom B*	Governors Only Session Topic: Opportunity Zones	Tyler will staff. ***Gov is kicking off the discussion on opportunity zones.***
5:00 - 6:00 PM *Drury Inn & Suites*	RGA Reception	Tyler, Jessica and Pam may attend.
6:00 - 9:00 PM *Fort Marcy Park* *(490 Bishops Lodge Rd)*	La Noche de Fuego	Tyler will staff. Pam and Jessica may attend. ***Gov is giving opening remarks.*** Transportation will be provided from hotels departing at 5:45 PM. Attire is casual. Dinner will be served under a tent with picnic style for dessert and entertainment. Flat shoes and a light sweater or jacket are recommended.
9:00 - 11:00 PM *Casa España* *(321 W. San Francisco St)*	Purple Party - A Celebration of Friendship and Bipartisianship	Tyler, Jessica and Pam may attend.

AMERICAN OVERSIGHT

Saturday, July 21		
8:00 - 8:30 AM *Eldorado* *Pinon Board Room*	Day Ahead Briefing with Tyler, Pam and Jessica	
8:30 - 10:00 AM *Eldorado* *Grand Ballroom B*	Governors Only Breakfast Session Topic: School Safety and U.S. Supreme Court Decisions	Tyler will staff. NGA Executive Director, Scott Pattison will give a briefing on school safety during the first 15 min. ***Then Gov will give opening remarks and introductions for the briefing and discussion on Supreme Court decisions.***
10:00 - 10:15 AM	Open	
10:15 AM - 12:15 PM *Santa Fe Convention Center* *Sweeney Ballroom C-F*	Plenary Session VI: Global Governors: Reaching the World from the Governor's Desk	Tyler will staff. Pam and Jessica may attend. ***Gov is moderating a fireside chat discussion and Q&A portion with Shemara Wikramanayake, Macquarie. Then he will give introductory remarks for the international keynotes.*** Keynote presentations from H.E. Josphat Nanok, Governor of Turkan, Kenya and Annegret Kramp-Karrenbauer, General Secretary, Christian Democratic Party, Germany.
12:15 - 1:30 PM *Santa Fe Convention Center* *Sweeney Ballroom B*	Joint Lunch for Governors and Chiefs of Staff Topic: Transition	Tyler will staff.
12:15 - 1:30 PM *Santa Fe Convention Center* *Smart States Pavilion*	Networking Lunch at Smart States Pavilion	Pam and Jessica may attend.
1:30 - 2:15 PM *Santa Fe Convention Center* *Sweeney Ballroom C-F*	Plenary Session VII: The Intersection Between the Arts and Commerce in the States	Tyler will staff. Pam and Jessica may attend. Governors Jay Inslee and Dennis Daugaard are leading this session. The session includes presentations from Gov. Susana Martinez, Sarah Trahern, CEO, Country Music Association and Dr. Edward L. Ayers, Tucker-Boatwright Professor of the Humanities and President Emeritus, University of Richmond.
2:15 - 2:25 PM	Open	
2:25 - 2:55 PM *Santa Fe Convention Center* *Sweeney Ballroom C-F*	Plenary Session VIII: Robots, Education and Workforce - Transformers and Tranformation	Tyler will staff. Pam and Jessica may attend. Governors Jay Inslee and Dennis Daugaard are leading this session. The session includes presentations from Rich Davey, Associate Director, Boston Consulting Group and Alan B. Krueger, Bendheim Professor of Economics and Public Affairs, Princeton University.
2:55 - 3:00 PM	Open	
3:00 - 3:15 PM *Santa Fe Convention Center* *Sweeney Ballroom C-F*	Passing of the Gavel Ceremony	Tyler will staff. Pam and Jessica may attend. ***Gov is giving opening remarks and will pass the gavel to Gov. Bullock.***
3:15 - 3:20 PM	Open	
3:20 - 4:00 PM *Santa Fe Convention Center* *Sweeney Ballroom C-F*	Closing Plenary: Good Jobs for All Americans	Tyler will staff. Pam and Jessica may attend. This is Gov. Bullock's initiative kickoff.
4:00- 5:30 PM	Open	
5:30 - 6:30 PM *Governor's Residence* *(1 Mansion Drive)*	VIP Reception for Governors, Spouses, Sponsors and Special Guests at the Governor's Residence	***Gov is giving opening remarks.*** Governors only.
6:30 - 9:00 PM *Bonanza Creek* *(15 Bonanza Creek Ln)*	Showdown at Bonanza Creek Ranch	Tyler will staff. Pam and Jessica may attend. ***Gov is giving opening remarks.*** Buses will depart the residence at 6:30 p.m. for the all-attendee event at Bonanza Creek. Attire is western or casual. The town's streets are authenic/unpaved so closed toe shoes and a light sweater or jacket are recommended.

AMERICAN OVERSIGHT

2018 NGA SUMMER MEETING SCHEDULE

Updated July 11, 2018

Tuesday, July 17		
	Arrive in Santa Fe	
Wednesday, July 18		
TENTATIVE	Meeting with Mr. Kentaro Sonoura, Adviser to Prime Minister of Japan	Tyler will staff. Mr. Sounoura would like to discuss the current status and future Japan-NV relations, including possible cooperation on the new gambling and casino laws in Japan.
Thursday, July 19		
8:00 - 8:30 AM *Eldorado* *Pinon Board Room* *(309 W San Francisco St)*	Day Ahead Briefing with Tyler, Pam, Jessica and Jarad	
8:30 - 9:30 AM *La Fonda* *Lumpkins Ballroom North* *(100 E San Francisco St)*	Great Eggspectations Networking Breakfast	Invititation extended to Governors, Governors' staff and session participants.
9:30 - 9:45 AM	Open	
9:45 - 10:30 AM *La Fonda* *Lumpkins Ballroom North*	Rebuilding a Silk Road to Economic Development	Tyler will staff. Panel featuring recent examples of U.S. Chinese collaboration on the state-level.
10:30 - 10:45 AM	Open	
10:45 -11:45 AM *La Fonda* *Lumpkins Ballroom North*	U.S.- China Economic Ties, Growth, Strategies and Investment Opportunities Panel	Tyler will staff. High-level investors will discuss with governors and staff how to attract and retain Chinese investment.
11:45 AM - 12:00 PM	Open	
12:00 - 1:30 PM *La Fonda* *Lumpkins Ballroom South*	Around the World in 80 Plates: International Leadership Luncheon	Invititation extended to Governors, Governors' staff and session participants.
1:30 - 1:45 PM	Open	
1:45 - 3:15 PM *La Fonda* *Lumpkins Ballroom North*	Joining with Japan: Creating Partnerships from and Ocean Away	Tyler will staff. Japanese executives and governors will discuss the future of workforce development and investment partnerships.
3:15 - 3:30 PM	Open	
3:30 - 5:00 PM *La Fonda* *La Terraza Room*	Building Bridges to the Future: State Leadership on Infrastructure Investment	Tyler will staff. ***You are participating in a roundtable discussion.***
5:00 - 6:00 PM	Open	
6:00 - 8:00 PM *Museum Hill* *(710 Camino Lejo)*	A Celebration of Arts and Culture at Museum Hill	***You are giving opening remarks.*** Transportation will be provided from the hotel to Museum Hill. Attire is southwest casual and a light sweater or jacket is recommended.

AMERICAN OVERSIGHT

Friday, July 20		
7:30 AM *Santa Fe Convention Center* *Lamy Room* *(201 W Marcy St)*	Day Ahead Briefing with Tyler, Pam and Jessica	
TENTATIVE 8:15 - 8:50 AM *Santa Fe Convention Center* *Green Room*	Meet and Greet with Waymo, CEO John Krafcik	Tyler will staff.
8:50 - 10:00 AM *Santa Fe Convention Center* *Sweeney Ballroom C-F*	Opening Plenary: Ahead of the Curve Innovation Governors	Tyler will staff. ***You are gaveling in the meeting and giving welcoming remarks. There will be a robot demonstration from Marble to deliver treats to the governors and you are doing a fireside chat with Waymo CEO, John Krafcik. After the chat, you will present jerseys to the outgoing governors.***
10:00 - 10:10 AM	Open	
10:10 - 10:50 AM *Santa Fe Convention Center* *Sweeney Ballroom C-F*	Plenary Session II: Racial Equity in the Workplace	Tyler will staff. Fireside chat featuring W.K. Kellogg Foundation CEO, La June Montgomery Tabron.
10:50 - 11:00 AM	Open	
11:00 - 11:40 AM *Santa Fe Convention Center* *Sweeney Ballroom C-F*	Plenary Session III: Women in Leadership A View from the Top	Tyler will staff. Panel moderated by Gov. Susana Martinez featuring, Gail Boudreaux, CEO, Anthem, Inc.; Barbara Humpton, CEO, Siemens USA; Pat Vincent-Collawn, CEO, PNM Resources
11:40 - 11:50 AM	Open	
11:50 AM - 12:50 PM *Santa Fe Convention Center* *Sweeney Ballroom C-F*	Plenary Session IV: Economic Opportunity in the Great Outdoors	Tyler will staff. This session will be led by Gov. John Hickenlooper. Speaker presentations featuring Jerry Stritzke, President and CEO, REI and Butch Whiting, CEO and Owner, Kryptek Outdoor Group
12:50 - 1:50 PM *Santa Fe Convention Center* *Tesque (2nd Floor)*	NGA Executive Committee and Center for Best Practices Board Meeting and Lunch	Tyler will staff. ***You are chairing the Executive Committee meeting.***
1:50 - 2:00 PM	Open	
2:00 - 3:30 PM *Santa Fe Convention Center* *Sweeney Ballroom C-F*	Plenary Session V: An Evolving Crisis: Combatting the Next Wave of Addiction	Tyler will staff. This session will be led by Governors Mark Dayton and Kate Brown. The panel discussion features Deputy Director James Carroll, Office of National Drug Control Policy; Deputy Postmaster General Ronald A. Stroman, United States Postal Service; Fire Chief Jan Rader, City of Huntington, West Virginia - followed by remarks from First Lady Kathryn Helgaas Burgum.
3:30 - 3:45 PM	Travel to Eldorado	
3:45 - 5:00 PM *Eldorado* *Grand Ballroom B*	Governors Only Session Topic: Opportunity Zones	Tyler will staff. ***You are kicking off the discussion on opportunity zones.***
5:00 - 6:00 PM	Open	
6:00 - 9:00 PM *Fort Marcy Park* *(490 Bishops Lodge Rd)*	La Noche de Fuego	***You are giving opening remarks.*** Transportation will be provided from hotels departing at 5:45 PM. Attire is casual. Dinner will be served under a tent with picnic style for dessert and entertainment. Flat shoes and a light sweater or jacket are recommended.

AMERICAN OVERSIGHT

Saturday, July 21		
8:00 - 8:30 AM *Eldorado* *Pinon Board Room*	Day Ahead Briefing with Tyler, Pam and Jessica	
8:30 - 10:00 AM *Eldorado* *Grand Ballroom B*	Governors Only Breakfast Session Topic: School Safety and U.S. Supreme Court Decisions	Tyler will staff. NGA Executive Director, Scott Pattison will give a briefing on school safety during the first 15 min. ***Then you will give opening remarks and introductions for the briefing and discussion on Supreme Court decisions.***
10:00 - 10:15 AM	Open	
10:15 AM - 12:15 PM *Santa Fe Convention Center* *Sweeney Ballroom C-F*	Plenary Session VI: Global Governors: Reaching the World from the Governor's Desk	Tyler will staff. ***You are moderating a fireside chat discussion and Q&A portion with Shemara Wikramanayake, Macquarie. Then you will give introductory remarks for the international keynotes.*** Keynote presentations from H.E. Josphat Nanok, Governor of Turkan, Kenya and Annegret Kramp-Karrenbauer, General Secretary, Christian Democratic Party, Germany.
12:15 - 1:30 PM *Santa Fe Convention Center* *Sweeney Ballroom B*	Joint Lunch for Governors and Chiefs of Staff Topic: Transition	Tyler will staff.
1:30 - 2:15 PM *Santa Fe Convention Center* *Sweeney Ballroom C-F*	Plenary Session VII: The Intersection Between the Arts and Commerce in the States	Tyler will staff. Governors Jay Inslee and Dennis Daugaard are leading this session. The session includes presentations from Gov. Susana Martinez, Sarah Trahern, CEO, Country Music Association and Dr. Edward L. Ayers, Tucker-Boatwright Professor of the Humanities and President Emeritus, University of Richmond.
2:15 - 2:25 PM	Open	
2:25 - 2:55 PM *Santa Fe Convention Center* *Sweeney Ballroom C-F*	Plenary Session VIII: Robots, Education and Workforce - Transformers and Tranformation	Tyler will staff. Governors Jay Inslee and Dennis Daugaard are leading this session. The session includes presentations from Rich Davey, Associate Director, Boston Consulting Group and Alan B. Krueger, Bendheim Professor of Economics and Public Affairs, Princeton University.
2:55 - 3:00 PM	Open	
3:00 - 3:15 PM *Santa Fe Convention Center* *Sweeney Ballroom C-F*	Passing of the Gavel Ceremony	Tyler will staff. ***You are giving opening remarks and will pass the gavel to Gov. Bullock.***
3:15 - 3:20 PM	Open	
3:20 - 4:00 PM Santa Fe Convention Center Sweeney Ballroom C-F	Closing Plenary: Good Jobs for All Americans	Tyler will staff. This is Gov. Bullock's initiative kickoff.
4:00- 5:30 PM	Open	
5:30 - 6:30 PM *Governor's Residence* *(1 Mansion Drive)*	VIP Reception for Governors, Spouses, Sponsors and Special Guests at the Governor's Residence	***You are giving opening remarks.***
6:30 - 9:00 PM *Bonanza Creek* *(15 Bonanza Creek Ln)*	Showdown at Bonanza Creek Ranch	***You are giving opening remarks.*** Buses will depart the residence at 6:30 p.m. for the all-attendee event at Bonanza Creek. Attire is western or casual. The town's streets are authenic/unpaved so closed toe shoes and a light sweater or jacket are recommended.

AMERICAN OVERSIGHT

Stephanie M. Klapstein

From: Jessica Reed <jessica@nevadadc.org>
Sent: Wednesday, July 11, 2018 8:25 AM
To: Pam Robinson
Cc: Tyler Klimas
Subject: NGA Summer Meeting Schedules
Attachments: PDF STAFF NGA Summer Meeting Schedule 07.11.pdf; PDF NGA Summer Meeting Schedule 07.11.pdf

Hi Pam,

Attached are the draft schedules for the NGA Summer Meeting we will go over. One is the Governor's version and the other is a staff version. Looking forward to chatting soon.

Thanks,
Jessica

Jessica Reed| Executive/Policy Assistant
State of Nevada, Washington Office
P: (202) 624-5404 | M: (757) 771-0566
E: jessica@nevadadc.org

AMERICAN OVERSIGHT

NV-DA-20-0615-A-004499

2018 STAFF NGA SUMMER MEETING SCHEDULE

Updated July 11, 2018

Tuesday, July 17		
	Arrive in Santa Fe	
Wednesday, July 18		
TENTATIVE	Meeting with Mr. Kentaro Sonoura, Adviser to Prime Minister of Japan	Tyler will staff. Mr. Sounoura would like to discuss the current status and future Japan-NV relations, including possible cooperation on the new gambling and casino laws in Japan.
Thursday, July 19		
8:00 - 8:30 AM *Eldorado* *Pinon Board Room* *(309 W San Francisco St)*	Day Ahead Briefing with Tyler, Pam, Jessica and Jarad	
8:30 - 9:30 AM *La Fonda* *Lumpkins Ballroom North* *(100 E San Francisco St)*	Great Eggspectations Networking Breakfast	Invititation extended to Governors, Governors' staff and session participants.
9:30 - 9:45 AM	Open	
9:45 - 10:30 AM *La Fonda* *Lumpkins Ballroom North*	Rebuilding a Silk Road to Economic Development	Tyler will staff. Pam and Jessica may attend. Panel featuring recent examples of U.S. Chinese collaboration on the state-level.
9:45 - 11:45 AM *La Fonda* *La Terraza Room*	Silicon States: A Workshop on Benefiting from New Technologies	Pam and Jessica may attend. This workshop is hosted by NGA Future and the World Economic Forum. It will focus on challenges and opportunities from emerging technology through a facilitated discussion on tech trends and public policy options for governors.
10:45 -11:45 AM *La Fonda* *Lumpkins Ballroom North*	U.S.- China Economic Ties, Growth, Strategies and Investment Opportunities Panel	Tyler will staff. Pam and Jessica may attend. High-level investors will discuss with governors and staff how to attract and retain Chinese investment.
11:45 AM - 12:00 PM	Open	
12:00 - 1:30 PM *La Fonda* *Lumpkins Ballroom South*	Around the World in 80 Plates: International Leadership Luncheon	Tyler will staff. Pam and Jessica may attend. Invititation extended to Governors, Governors' staff and session participants.
1:30 - 1:45 PM	Open	
1:45 - 3:15 PM *La Fonda* *Lumpkins Ballroom North*	Joining with Japan: Creating Partnerships from and Ocean Away	Tyler will staff. Pam and Jessica may attend. Japanese executives and governors will discuss the future of workforce development and investment partnerships.
3:15 - 3:30 PM	Open	
3:30 - 5:00 PM *La Fonda* *La Terraza Room*	Building Bridges to the Future: State Leadership on Infrastructure Investment	Tyler will staff. Pam and Jessica may attend. ***Gov will be participating in a roundtable discussion.***
5:00 - 6:00 PM	Open	
6:00 - 8:00 PM *Museum Hill* *(710 Camino Lejo)*	A Celebration of Arts and Culture at Museum Hill	***Gov is giving opening remarks.*** Transportation will be provided from the hotel to Museum Hill. Attire is southwest casual and a light sweater or jacket is recommended.

AMERICAN OVERSIGHT

Friday, July 20		
7:30 AM *Santa Fe Convention Center* *Lamy Room* *(201 W Marcy St)*	Day Ahead Briefing with Tyler, Pam and Jessica	
TENTATIVE 8:15 - 8:50 AM *Santa Fe Convention Center* *Green Room*	Meet and Greet with Waymo, CEO John Krafcik	Tyler will staff.
8:50 - 10:00 AM *Santa Fe Convention Center* *Sweeney Ballroom C-F*	Opening Plenary: Ahead of the Curve Innovation Governors	Tyler will staff. Pam and Jessica may attend. ***Gov is gaveling in the meeting and giving welcoming remarks. There will be a robot demonstration from Marble to deliver treats to the governors and Gov is doing a fireside chat with Waymo CEO, John Krafcik. After the chat, Gov will present jerseys to the outgoing governors.***
10:00 - 10:10 AM	Open	
10:10 - 10:50 AM *Santa Fe Convention Center* *Sweeney Ballroom C-F*	Plenary Session II: Racial Equity in the Workplace	Tyler will staff. Pam and Jessica may attend. Fireside chat featuring W.K. Kellogg Foundation CEO, La June Montgomery Tabron.
10:50 - 11:00 AM	Open	
11:00 - 11:40 AM *Santa Fe Convention Center* *Sweeney Ballroom C-F*	Plenary Session III: Women in Leadership A View from the Top	Tyler will staff. Pam and Jessica may attend. Panel moderated by Gov. Susana Martinez featuring, Gail Boudreaux, CEO, Anthem, Inc.; Barbara Humpton, CEO, Siemens USA; Pat Vincent-Collawn, CEO, PNM Resources
11:40 - 11:50 AM	Open	
11:50 AM - 12:50 PM *Santa Fe Convention Center* *Sweeney Ballroom C-F*	Plenary Session IV: Economic Opportunity in the Great Outdoors	Tyler will staff. Pam and Jessica may attend. This session will be led by Gov. John Hickenlooper. Speaker presentations featuring Jerry Stritzke, President and CEO, REI and Butch Whiting, CEO and Owner, Kryptek Outdoor Group
12:50 - 1:50 PM *Santa Fe Convention Center* *Tesque (2nd Floor)*	NGA Executive Committee and Center for Best Practices Board Meeting and Lunch	Tyler will staff. ***Gov is chairing the Executive Committee meeting.***
12:50 - 1:50 PM *Santa Fe Convention Center* *Smart States Pavilion*	Networking Lunch at Smart States Pavilion	Pam and Jessica may attend.
12:50 - 1:50 PM *Santa Fe Convention Center* *Sweeney Ballroom B*	Strategies for Unlocking Capital to Spur Entrepreneurship Lunch	Pam and Jessica may attend. The session will examine strategies for all types of small businesses, including technology and non-technology focused entrepreneurs and highlight the role of governors in promoting access to capital.
1:50 - 2:00 PM	Open	
2:00 - 3:30 PM *Santa Fe Convention Center* *Sweeney Ballroom C-F*	Plenary Session V: An Evolving Crisis: Combatting the Next Wave of Addiction	Tyler will staff. Pam and Jessica may attend. This session will be led by Governors Mark Dayton and Kate Brown. The panel discussion features Deputy Director James Carroll, Office of National Drug Control Policy; Deputy Postmaster General Ronald A. Stroman, United States Postal Service; Fire Chief Jan Rader, City of Huntington, West Virginia - followed by remarks from First Lady Kathryn Helgaas Burgum.
3:30 - 3:45 PM	Travel to Eldorado	
3:45 - 5:00 PM *Eldorado* *Grand Ballroom B*	Governors Only Session Topic: Opportunity Zones	Tyler will staff. ***Gov is kicking off the discussion on opportunity zones.***
5:00 - 6:00 PM *Drury Inn & Suites*	RGA Reception	Tyler, Jessica and Pam may attend.
6:00 - 9:00 PM *Fort Marcy Park* *(490 Bishops Lodge Rd)*	La Noche de Fuego	Tyler will staff. Pam and Jessica may attend. ***Gov is giving opening remarks.*** Transportation will be provided from hotels departing at 5:45 PM. Attire is casual. Dinner will be served under a tent with picnic style for dessert and entertainment. Flat shoes and a light sweater or jacket are recommended.
9:00 - 11:00 PM *Casa España* *(321 W. San Francisco St)*	Purple Party - A Celebration of Friendship and Bipartisianship	Tyler, Jessica and Pam may attend.

AMERICAN OVERSIGHT

Saturday, July 21		
8:00 - 8:30 AM *Eldorado* *Pinon Board Room*	Day Ahead Briefing with Tyler, Pam and Jessica	
8:30 - 10:00 AM *Eldorado* *Grand Ballroom B*	Governors Only Breakfast Session Topic: School Safety and U.S. Supreme Court Decisions	Tyler will staff. NGA Executive Director, Scott Pattison will give a briefing on school safety during the first 15 min. ***Then Gov will give opening remarks and introductions for the briefing and discussion on Supreme Court decisions.***
10:00 - 10:15 AM	Open	
10:15 AM - 12:15 PM *Santa Fe Convention Center* *Sweeney Ballroom C-F*	Plenary Session VI: Global Governors: Reaching the World from the Governor's Desk	Tyler will staff. Pam and Jessica may attend. ***Gov is moderating a fireside chat discussion and Q&A portion with Shemara Wikramanayake, Macquarie. Then he will give introductory remarks for the international keynotes.*** Keynote presentations from H.E. Josphat Nanok, Governor of Turkan, Kenya and Annegret Kramp-Karrenbauer, General Secretary, Christian Democratic Party, Germany.
12:15 - 1:30 PM *Santa Fe Convention Center* *Sweeney Ballroom B*	Joint Lunch for Governors and Chiefs of Staff Topic: Transition	Tyler will staff.
12:15 - 1:30 PM *Santa Fe Convention Center* *Smart States Pavilion*	Networking Lunch at Smart States Pavilion	Pam and Jessica may attend.
1:30 - 2:15 PM *Santa Fe Convention Center* *Sweeney Ballroom C-F*	Plenary Session VII: The Intersection Between the Arts and Commerce in the States	Tyler will staff. Pam and Jessica may attend. Governors Jay Inslee and Dennis Daugaard are leading this session. The session includes presentations from Gov. Susana Martinez, Sarah Trahern, CEO, Country Music Association and Dr. Edward L. Ayers, Tucker-Boatwright Professor of the Humanities and President Emeritus, University of Richmond.
2:15 - 2:25 PM	Open	
2:25 - 2:55 PM *Santa Fe Convention Center* *Sweeney Ballroom C-F*	Plenary Session VIII: Robots, Education and Workforce - Transformers and Tranformation	Tyler will staff. Pam and Jessica may attend. Governors Jay Inslee and Dennis Daugaard are leading this session. The session includes presentations from Rich Davey, Associate Director, Boston Consulting Group and Alan B. Krueger, Bendheim Professor of Economics and Public Affairs, Princeton University.
2:55 - 3:00 PM	Open	
3:00 - 3:15 PM *Santa Fe Convention Center* *Sweeney Ballroom C-F*	Passing of the Gavel Ceremony	Tyler will staff. Pam and Jessica may attend. ***Gov is giving opening remarks and will pass the gavel to Gov. Bullock.***
3:15 - 3:20 PM	Open	
3:20 - 4:00 PM *Santa Fe Convention Center* *Sweeney Ballroom C-F*	Closing Plenary: Good Jobs for All Americans	Tyler will staff. Pam and Jessica may attend. This is Gov. Bullock's initiative kickoff.
4:00- 5:30 PM	Open	
5:30 - 6:30 PM *Governor's Residence* *(1 Mansion Drive)*	VIP Reception for Governors, Spouses, Sponsors and Special Guests at the Governor's Residence	***Gov is giving opening remarks.*** Governors only.
6:30 - 9:00 PM *Bonanza Creek* *(15 Bonanza Creek Ln)*	Showdown at Bonanza Creek Ranch	Tyler will staff. Pam and Jessica may attend. ***Gov is giving opening remarks.*** Buses will depart the residence at 6:30 p.m. for the all-attendee event at Bonanza Creek. Attire is western or casual. The town's streets are authenic/unpaved so closed toe shoes and a light sweater or jacket are recommended.

AMERICAN OVERSIGHT

2018 NGA SUMMER MEETING SCHEDULE

Updated July 11, 2018

Tuesday, July 17		
	Arrive in Santa Fe	
Wednesday, July 18		
TENTATIVE	Meeting with Mr. Kentaro Sonoura, Adviser to Prime Minister of Japan	Tyler will staff. Mr. Sounoura would like to discuss the current status and future Japan-NV relations, including possible cooperation on the new gambling and casino laws in Japan.
Thursday, July 19		
8:00 - 8:30 AM *Eldorado* *Pinon Board Room* *(309 W San Francisco St)*	Day Ahead Briefing with Tyler, Pam, Jessica and Jarad	
8:30 - 9:30 AM *La Fonda* *Lumpkins Ballroom North* *(100 E San Francisco St)*	Great Eggspectations Networking Breakfast	Invititation extended to Governors, Governors' staff and session participants.
9:30 - 9:45 AM	Open	
9:45 - 10:30 AM *La Fonda* *Lumpkins Ballroom North*	Rebuilding a Silk Road to Economic Development	Tyler will staff. Panel featuring recent examples of U.S. Chinese collaboration on the state-level.
10:30 - 10:45 AM	Open	
10:45 -11:45 AM *La Fonda* *Lumpkins Ballroom North*	U.S.- China Economic Ties, Growth, Strategies and Investment Opportunities Panel	Tyler will staff. High-level investors will discuss with governors and staff how to attract and retain Chinese investment.
11:45 AM - 12:00 PM	Open	
12:00 - 1:30 PM *La Fonda* *Lumpkins Ballroom South*	Around the World in 80 Plates: International Leadership Luncheon	Invititation extended to Governors, Governors' staff and session participants.
1:30 - 1:45 PM	Open	
1:45 - 3:15 PM *La Fonda* *Lumpkins Ballroom North*	Joining with Japan: Creating Partnerships from and Ocean Away	Tyler will staff. Japanese executives and governors will discuss the future of workforce development and investment partnerships.
3:15 - 3:30 PM	Open	
3:30 - 5:00 PM *La Fonda* *La Terraza Room*	Building Bridges to the Future: State Leadership on Infrastructure Investment	Tyler will staff. ***You are participating in a roundtable discussion.***
5:00 - 6:00 PM	Open	
6:00 - 8:00 PM *Museum Hill* *(710 Camino Lejo)*	A Celebration of Arts and Culture at Museum Hill	***You are giving opening remarks.*** Transportation will be provided from the hotel to Museum Hill. Attire is southwest casual and a light sweater or jacket is recommended.

AMERICAN OVERSIGHT

Friday, July 20		
7:30 AM *Santa Fe Convention Center* *Lamy Room* *(201 W Marcy St)*	Day Ahead Briefing with Tyler, Pam and Jessica	
TENTATIVE 8:15 - 8:50 AM *Santa Fe Convention Center* *Green Room*	Meet and Greet with Waymo, CEO John Krafcik	Tyler will staff.
8:50 - 10:00 AM *Santa Fe Convention Center* *Sweeney Ballroom C-F*	Opening Plenary: Ahead of the Curve Innovation Governors	Tyler will staff. ***You are gaveling in the meeting and giving welcoming remarks. There will be a robot demonstration from Marble to deliver treats to the governors and you are doing a fireside chat with Waymo CEO, John Krafcik. After the chat, you will present jerseys to the outgoing governors.***
10:00 - 10:10 AM	Open	
10:10 - 10:50 AM *Santa Fe Convention Center* *Sweeney Ballroom C-F*	Plenary Session II: Racial Equity in the Workplace	Tyler will staff. Fireside chat featuring W.K. Kellogg Foundation CEO, La June Montgomery Tabron.
10:50 - 11:00 AM	Open	
11:00 - 11:40 AM *Santa Fe Convention Center* *Sweeney Ballroom C-F*	Plenary Session III: Women in Leadership A View from the Top	Tyler will staff. Panel moderated by Gov. Susana Martinez featuring, Gail Boudreaux, CEO, Anthem, Inc.; Barbara Humpton, CEO, Siemens USA; Pat Vincent-Collawn, CEO, PNM Resources
11:40 - 11:50 AM	Open	
11:50 AM - 12:50 PM *Santa Fe Convention Center* *Sweeney Ballroom C-F*	Plenary Session IV: Economic Opportunity in the Great Outdoors	Tyler will staff. This session will be led by Gov. John Hickenlooper. Speaker presentations featuring Jerry Stritzke, President and CEO, REI and Butch Whiting, CEO and Owner, Kryptek Outdoor Group
12:50 - 1:50 PM *Santa Fe Convention Center* *Tesque (2nd Floor)*	NGA Executive Committee and Center for Best Practices Board Meeting and Lunch	Tyler will staff. ***You are chairing the Executive Committee meeting.***
1:50 - 2:00 PM	Open	
2:00 - 3:30 PM *Santa Fe Convention Center* *Sweeney Ballroom C-F*	Plenary Session V: An Evolving Crisis: Combatting the Next Wave of Addiction	Tyler will staff. This session will be led by Governors Mark Dayton and Kate Brown. The panel discussion features Deputy Director James Carroll, Office of National Drug Control Policy; Deputy Postmaster General Ronald A. Stroman, United States Postal Service; Fire Chief Jan Rader, City of Huntington, West Virginia - followed by remarks from First Lady Kathryn Helgaas Burgum.
3:30 - 3:45 PM	Travel to Eldorado	
3:45 - 5:00 PM *Eldorado* *Grand Ballroom B*	Governors Only Session Topic: Opportunity Zones	Tyler will staff. ***You are kicking off the discussion on opportunity zones.***
5:00 - 6:00 PM	Open	
6:00 - 9:00 PM *Fort Marcy Park* *(490 Bishops Lodge Rd)*	La Noche de Fuego	***You are giving opening remarks.*** Transportation will be provided from hotels departing at 5:45 PM. Attire is casual. Dinner will be served under a tent with picnic style for dessert and entertainment. Flat shoes and a light sweater or jacket are recommended.

AMERICAN OVERSIGHT

Saturday, July 21		
8:00 - 8:30 AM *Eldorado* *Pinon Board Room*	Day Ahead Briefing with Tyler, Pam and Jessica	
8:30 - 10:00 AM *Eldorado* *Grand Ballroom B*	Governors Only Breakfast Session Topic: School Safety and U.S. Supreme Court Decisions	Tyler will staff. NGA Executive Director, Scott Pattison will give a briefing on school safety during the first 15 min. ***Then you will give opening remarks and introductions for the briefing and discussion on Supreme Court decisions.***
10:00 - 10:15 AM	Open	
10:15 AM - 12:15 PM *Santa Fe Convention Center* *Sweeney Ballroom C-F*	Plenary Session VI: Global Governors: Reaching the World from the Governor's Desk	Tyler will staff. ***You are moderating a fireside chat discussion and Q&A portion with Shemara Wikramanayake, Macquarie. Then you will give introductory remarks for the international keynotes.*** Keynote presentations from H.E. Josphat Nanok, Governor of Turkan, Kenya and Annegret Kramp-Karrenbauer, General Secretary, Christian Democratic Party, Germany.
12:15 - 1:30 PM *Santa Fe Convention Center* *Sweeney Ballroom B*	Joint Lunch for Governors and Chiefs of Staff Topic: Transition	Tyler will staff.
1:30 - 2:15 PM *Santa Fe Convention Center* *Sweeney Ballroom C-F*	Plenary Session VII: The Intersection Between the Arts and Commerce in the States	Tyler will staff. Governors Jay Inslee and Dennis Daugaard are leading this session. The session includes presentations from Gov. Susana Martinez, Sarah Trahern, CEO, Country Music Association and Dr. Edward L. Ayers, Tucker-Boatwright Professor of the Humanities and President Emeritus, University of Richmond.
2:15 - 2:25 PM	Open	
2:25 - 2:55 PM *Santa Fe Convention Center* *Sweeney Ballroom C-F*	Plenary Session VIII: Robots, Education and Workforce - Transformers and Tranformation	Tyler will staff. Governors Jay Inslee and Dennis Daugaard are leading this session. The session includes presentations from Rich Davey, Associate Director, Boston Consulting Group and Alan B. Krueger, Bendheim Professor of Economics and Public Affairs, Princeton University.
2:55 - 3:00 PM	Open	
3:00 - 3:15 PM *Santa Fe Convention Center* *Sweeney Ballroom C-F*	Passing of the Gavel Ceremony	Tyler will staff. ***You are giving opening remarks and will pass the gavel to Gov. Bullock.***
3:15 - 3:20 PM	Open	
3:20 - 4:00 PM Santa Fe Convention Center Sweeney Ballroom C-F	Closing Plenary: Good Jobs for All Americans	Tyler will staff. This is Gov. Bullock's initiative kickoff.
4:00- 5:30 PM	Open	
5:30 - 6:30 PM *Governor's Residence* *(1 Mansion Drive)*	VIP Reception for Governors, Spouses, Sponsors and Special Guests at the Governor's Residence	***You are giving opening remarks.***
6:30 - 9:00 PM *Bonanza Creek* *(15 Bonanza Creek Ln)*	Showdown at Bonanza Creek Ranch	***You are giving opening remarks.*** Buses will depart the residence at 6:30 p.m. for the all-attendee event at Bonanza Creek. Attire is western or casual. The town's streets are authenic/unpaved so closed toe shoes and a light sweater or jacket are recommended.

AMERICAN OVERSIGHT

Stephanie M. Klapstein

From: Tyler Klimas <tyler@nevadadc.org>
Sent: Thursday, August 02, 2018 9:10 AM
To: Christina Davis
Subject: NGA Thank You's FOR APPROVAL
Attachments: NGA Thank You's.docx

CD,

Attached are draft thank you letters for the Governor's approval. The list (included below) includes all presenters and foreign dignitaries who participated in the NGA Summer Meeting.

As you can see, these letters are to be signed by both Governor Sandoval and Bullock. Once the Governor approves, NGA will print them out here and mail to you with pre-metered postage. Are you ok with then sending the entire package on to Montana once he signs?

Also, there are three chair's initiative draft thank yous included. These will ONLY be signed by Governor Sandoval and I will send in a separate package to keep everything clear.

Here are the following thank you notes as requested:

- Liz Schrayer, USGLC
- Mr. Kentaro Sonoura
- Gov. Hirai
- John Krafcik, CEO Waymo (Sandoval only)
- Matt Delaney, CEO Marble (Sandoval only)
- Colin Tooze, Director Uber (Sandoval only)
- Graeme Conway, Macquarie
- Josphat Nanok, Head of Kenyan Governors Association
- Annagret Kramp-Karrenbauer, General Secretary of the CDU
- Govs. Only presenters (Opportunity Zones and SCOTUS)
- Thursday infrastructure roundtable participants
- Former Governors at the transition lunch
- Other international participants

Please let me know if you have any questions. Thanks!

Tyler Klimas | Deputy Director
State of Nevada, Washington Office
P: (202) 624-5405 | M: (702) 612-4073
E: tyler@nevadadc.org

AMERICAN OVERSIGHT

August 3, 2018

Ambassador Zhang Ping
Consulate-General of the People's Republic of China in Los Angeles
443 Shatto Place
Los Angeles, CA 90020

Dear Ambassador Zhang:

On behalf of the National Governors Association (NGA), we wanted to thank you for your participation in our 2018 Summer Meeting. We were honored to have such a distinguished Chinese diplomat attend. We have been focusing on building relationships with international partners, and these efforts would not be possible without your cooperation and engagement. We certainly hope this meeting was as productive for you as it was for all of us.

In this critical time, the world is becoming increasingly globalized, with states' economies becoming more interdependent with our international partners. Therefore, we see much value in engaging with you at events such as this year's Summer Meeting. Serving as Chair and Vice Chair has made us prioritize connecting to the international community. NGA Global launched during our tenure, and, looking ahead, we see it as an important program for NGA leadership and the other governors.

Thank you again for your commitment to our global program. We look forward to working with you in the future.

If you have any questions about the summit or NGA's international engagements, please feel free to reach out to Abigail Hunter at ahunter@nga.org or (202) 719-2870.

Sincerely,

Brian Sandoval
Governor of Nevada
National Governors Association

Steve Bullock
Governor of Montana
National Governors Association

AMERICAN OVERSIGHT

August 3, 2018

Mr. Kentaro Sonoura
C/O Haruna Minoura
Embassy of Japan USA
2520 Massachusetts Ave NW
Washington, DC 20008

Dear Mr. Sonoura:

On behalf of the National Governors Association (NGA), we wanted to thank you for your participation in our 2018 Summer Meeting. We were honored to have such a distinguished Japanese official attend. We have been focusing on building relationships with international partners, and these efforts would not be possible without your cooperation and engagement. We certainly hope this meeting was as productive for you as it was for all of us.

In this critical time, the world is becoming increasingly globalized, with states' economies becoming more interdependent with our international partners. Therefore, we see much value in engaging with you at events such as this year's Summer Meeting. Serving as Chair and Vice Chair has made us prioritize connecting to the international community. NGA Global launched during our tenure, and, looking ahead, we see it as an important program for NGA leadership and the other governors.

Thank you again for your commitment to our global program. We look forward to seeing you in Tokyo at the end of August.

If you have any questions about the summit or NGA's international engagements, please feel free to reach out to Abigail Hunter at ahunter@nga.org or (202) 719-2870.

Sincerely,

Brian Sandoval
Governor of Nevada
National Governors Association

Steve Bullock
Governor of Montana
National Governors Association

AMERICAN OVERSIGHT

August 3, 2018

Ambassador Sugiyama
C/O Haruna Minoura
Embassy of Japan USA
2520 Massachusetts Ave NW
Washington, DC 20009

Dear Ambassador Sugiyama:

On behalf of the National Governors Association (NGA), we wanted to thank you for your participation in our 2018 Summer Meeting. We were so honored to have such a distinguished Japanese diplomat attend. We have been focusing on building relationships with international partners, and these efforts would not be possible without your cooperation and engagement. We certainly hope this meeting was as productive for you as it was for all of us.

In this critical time, the world is becoming increasingly globalized, with states' economies becoming more interdependent with our international partners. Therefore, we see much value in engaging with you at events such as this year's Summer Meeting. Serving as Chair and Vice Chair has made us prioritize connecting to the international community. NGA Global launched during our tenure, and, looking ahead, we see it as an important program for NGA leadership and the other governors.

Thank you again for your commitment to our global program. We look forward to working with you in the future.

If you have any questions about the summit or NGA's international engagements, please feel free to reach out to Abigail Hunter at ahunter@nga.org or (202) 719-2870.

Sincerely,

Brian Sandoval
Governor of Nevada
National Governors Association

Steve Bullock
Governor of Montana
National Governors Association

AMERICAN OVERSIGHT

August 3, 2018

The Honorable Shinji Hirai
1-270 Higashi-machi
Tottori City, JP-31 680-8570
JAPAN

Dear Governor Hirai:

On behalf of the National Governors Association (NGA), we wanted to thank you for your participation in our 2018 Summer Meeting. We were so honored to have a distinguished Japanese governor travel so far to attend. We have been focusing on building relationships with international partners, and these efforts would not be possible without your cooperation and engagement. We certainly hope this meeting was as productive for you as it was for all of us.

In this critical time, the world is becoming increasingly globalized, with states' economies becoming more interdependent with our international partners. Therefore, we see much value in engaging with you at events such as this year's Summer Meeting. Serving as Chair and Vice Chair has made us prioritize connecting to the international community. NGA Global launched during our tenure, and, looking ahead, we see it as an important program for NGA leadership and the other governors.

Thank you again for your commitment to our global program. We look forward to seeing you in Tokyo at the end of August.

If you have any questions about the summit or NGA's international engagements, please feel free to reach out to Abigail Hunter at ahunter@nga.org or (202) 719-2870.

Sincerely,

Brian Sandoval
Governor of Nevada
National Governors Association

Steve Bullock
Governor of Montana
National Governors Association

AMERICAN OVERSIGHT

August 3, 2018

Chairman Council of Governors
H.E. Josphat Nanok
Council of Governors Offices
Westlands, Delta House
Oracle Wing 2nd Floor
P.O. Box 40401-00100
G.P.O, Nairobi
Kenya

Dear Governor Nanok:

On behalf of the National Governors Association (NGA), we wanted to thank you for your participation in our 2018 Summer Meeting. We were so honored to have a distinguished Kenyan governor travel so far to speak on the mainstage at our meeting. We have been focusing on building relationships with international partners, and these efforts would not be possible without your cooperation and engagement. We certainly hope this meeting was as productive for you as it was for all of us.

In this critical time, the world is becoming increasingly globalized, with states' economies becoming more interdependent with our international partners. Therefore, we see much value in engaging with you at events such as this year's Summer Meeting. Serving as Chair and Vice Chair has made us prioritize connecting to the international community. NGA Global launched during our tenure, and, looking ahead, we see it as an important program for NGA leadership and the other governors.

Thank you again for your commitment to our global program. We look forward to working with you in the future.

If you have any questions about the summit or NGA's international engagements, please feel free to reach out to Abigail Hunter at ahunter@nga.org or (202) 719-2870.

Sincerely,

Brian Sandoval
Governor of Nevada
National Governors Association

Steve Bullock
Governor of Montana
National Governors Association

AMERICAN OVERSIGHT

August 3, 2018

Mr. Shailen Bhatt
The Intelligent Transportation Society of America
1100 New Jersey Ave SE, Suite 850
Washington, D.C. 20003

Dear Mr. Bhatt:

On behalf of the National Governors Association (NGA), we wanted to thank you for your participation in our 2018 Summer Meeting. We have been focusing on building relationships with international partners, and these efforts would not be possible without your cooperation and engagement. We certainly hope this meeting was as productive for you as it was for all of us.

In this critical time, the world is becoming increasingly globalized, with states' economies becoming more interdependent with our international partners. Therefore, we see much value in engaging with you at events such as this year's Summer Meeting. Serving as Chair and Vice Chair has made us prioritize connecting to the international community. NGA Global launched during our tenure, and, looking ahead, we see it as an important program for NGA leadership and the other governors.

Thank you again for your commitment to our global program. We look forward to working with you in the future.

If you have any questions about the summit or NGA's international engagements, please feel free to reach out to Abigail Hunter at ahunter@nga.org or (202) 719-2870.

Sincerely,

Brian Sandoval
Governor of Nevada
National Governors Association

Steve Bullock
Governor of Montana
National Governors Association

AMERICAN OVERSIGHT

August 3, 2018

Ms. Marcia Hale
Building America's Future
1101 New York Ave, NW
Washington, DC 20005

Dear Ms. Hale:

On behalf of the National Governors Association (NGA), we wanted to thank you for your participation in our 2018 Summer Meeting. We have been focusing on building relationships with international partners, and these efforts would not be possible without your cooperation and engagement. We certainly hope this meeting was as productive for you as it was for all of us.

In this critical time, the world is becoming increasingly globalized, with states' economies becoming more interdependent with our international partners. Therefore, we see much value in engaging with you at events such as this year's Summer Meeting. Serving as Chair and Vice Chair has made us prioritize connecting to the international community. NGA Global launched during our tenure, and, looking ahead, we see it as an important program for NGA leadership and the other governors.

Thank you again for your commitment to our global program. We look forward to working with you in the future.

If you have any questions about the summit or NGA's international engagements, please feel free to reach out to Abigail Hunter at ahunter@nga.org or (202) 719-2870.

Sincerely,

Brian Sandoval
Governor of Nevada
National Governors Association

Steve Bullock
Governor of Montana
National Governors Association

AMERICAN OVERSIGHT

August 3, 2018

Mr. Mark Romoff
The Canadian Council for Public-Private Partnerships
55 University Avenue, Suite 608
Toronto, ON M5J 2H7

Dear Mr. Romoff:

On behalf of the National Governors Association (NGA), we wanted to thank you for your participation in our 2018 Summer Meeting. We have been focusing on building relationships with international partners, and these efforts would not be possible without your cooperation and engagement. We certainly hope this meeting was as productive for you as it was for all of us.

In this critical time, the world is becoming increasingly globalized, with states' economies becoming more interdependent with our international partners. Therefore, we see much value in engaging with you at events such as this year's Summer Meeting. Serving as Chair and Vice Chair has made us prioritize connecting to the international community. NGA Global launched during our tenure, and, looking ahead, we see it as an important program for NGA leadership and the other governors.

Thank you again for your commitment to our global program. We look forward to working with you in the future.

If you have any questions about the summit or NGA's international engagements, please feel free to reach out to Abigail Hunter at ahunter@nga.org or (202) 719-2870.

Sincerely,

Brian Sandoval
Governor of Nevada
National Governors Association

Steve Bullock
Governor of Montana
National Governors Association

AMERICAN OVERSIGHT

August 3, 2018

Mr. Frank Roeters van Lennup
PGGM
Noordweg Noord 150
3704 JG Zeist
Netherlands

Dear Mr. Roeters van Lennup:

On behalf of the National Governors Association (NGA), we wanted to thank you for your participation in our 2018 Summer Meeting. We have been focusing on building relationships with international partners, and these efforts would not be possible without your cooperation and engagement. We certainly hope this meeting was as productive for you as it was for all of us.

In this critical time, the world is becoming increasingly globalized, with states' economies becoming more interdependent with our international partners. Therefore, we see much value in engaging with you at events such as this year's Summer Meeting. Serving as Chair and Vice Chair has made us prioritize connecting to the international community. NGA Global launched during our tenure, and, looking ahead, we see it as an important program for NGA leadership and the other governors.

Thank you again for your commitment to our global program. We look forward to working with you in the future.

If you have any questions about the summit or NGA's international engagements, please feel free to reach out to Abigail Hunter at ahunter@nga.org or (202) 719-2870.

Sincerely,

Brian Sandoval
Governor of Nevada
National Governors Association

Steve Bullock
Governor of Montana
National Governors Association

AMERICAN OVERSIGHT

August 3, 2018

Mr. Tom Osborne
IFM Investors (US), LLC
114 West 47th Street | 26th floor
New York, NY 10036

Dear Mr. Osborne:

On behalf of the National Governors Association (NGA), we wanted to thank you for your participation in our 2018 Summer Meeting. We have been focusing on building relationships with international partners, and these efforts would not be possible without your cooperation and engagement. We certainly hope this meeting was as productive for you as it was for all of us.

In this critical time, the world is becoming increasingly globalized, with states' economies becoming more interdependent with our international partners. Therefore, we see much value in engaging with you at events such as this year's Summer Meeting. Serving as Chair and Vice Chair has made us prioritize connecting to the international community. NGA Global launched during our tenure, and, looking ahead, we see it as an important program for NGA leadership and the other governors.

Thank you again for your commitment to our global program. We look forward to working with you in the future.

If you have any questions about the summit or NGA's international engagements, please feel free to reach out to Abigail Hunter at ahunter@nga.org or (202) 719-2870.

Sincerely,

Brian Sandoval
Governor of Nevada
National Governors Association

Steve Bullock
Governor of Montana
National Governors Association

AMERICAN OVERSIGHT

August 3, 2018

Mr. David Agnew
Macquarie Infrastructure and Real Assets Inc.
125 West 55th Street, Level 15
New York NY 10019 USA

Dear Mr. Agnew:

On behalf of the National Governors Association (NGA), we wanted to thank you for your participation in our 2018 Summer Meeting. We have been focusing on building relationships with international partners, and these efforts would not be possible without your cooperation and engagement. We certainly hope this meeting was as productive for you as it was for all of us.

In this critical time, the world is becoming increasingly globalized, with states' economies becoming more interdependent with our international partners. Therefore, we see much value in engaging with you at events such as this year's Summer Meeting. Serving as Chair and Vice Chair has made us prioritize connecting to the international community. NGA Global launched during our tenure, and, looking ahead, we see it as an important program for NGA leadership and the other governors.

Thank you again for your commitment to our global program. We look forward to working with you in the future.

If you have any questions about the summit or NGA's international engagements, please feel free to reach out to Abigail Hunter at ahunter@nga.org or (202) 719-2870.

Sincerely,

Brian Sandoval
Governor of Nevada
National Governors Association

Steve Bullock
Governor of Montana
National Governors Association

AMERICAN OVERSIGHT

August 3, 2018

Mr. James Wilmott
Morgan Stanley Infrastructure Partners
1585 Broadway, 37th Floor
New York, NY 10036

Dear Mr. Wilmott:

On behalf of the National Governors Association (NGA), we wanted to thank you for your participation in our 2018 Summer Meeting. We have been focusing on building relationships with international partners, and these efforts would not be possible without your cooperation and engagement. We certainly hope this meeting was as productive for you as it was for all of us.

In this critical time, the world is becoming increasingly globalized, with states' economies becoming more interdependent with our international partners. Therefore, we see much value in engaging with you at events such as this year's Summer Meeting. Serving as Chair and Vice Chair has made us prioritize connecting to the international community. NGA Global launched during our tenure, and, looking ahead, we see it as an important program for NGA leadership and the other governors.

Thank you again for your commitment to our global program. We look forward to working with you in the future.

If you have any questions about the summit or NGA's international engagements, please feel free to reach out to Abigail Hunter at ahunter@nga.org or (202) 719-2870.

Sincerely,

Brian Sandoval
Governor of Nevada
National Governors Association

Steve Bullock
Governor of Montana
National Governors Association

AMERICAN OVERSIGHT

August 3, 2018

Mr. Edward Burton
U.S.-Saudi Arabian Business Council
8081 Wolftrap Road, Suite 300
Vienna, VA 22182

Dear Mr. Burton:

On behalf of the National Governors Association (NGA), we wanted to thank you for your participation in our 2018 Summer Meeting. We have been focusing on building relationships with international partners, and these efforts would not be possible without your cooperation and engagement. We certainly hope this meeting was as productive for you as it was for all of us.

In this critical time, the world is becoming increasingly globalized, with states' economies becoming more interdependent with our international partners. Therefore, we see much value in engaging with you at events such as this year's Summer Meeting. Serving as Chair and Vice Chair has made us prioritize connecting to the international community. NGA Global launched during our tenure, and, looking ahead, we see it as an important program for NGA leadership and the other governors.

Thank you again for your commitment to our global program. We look forward to working with you in the future.

If you have any questions about the summit or NGA's international engagements, please feel free to reach out to Abigail Hunter at ahunter@nga.org or (202) 719-2870.

Sincerely,

Brian Sandoval
Governor of Nevada
National Governors Association

Steve Bullock
Governor of Montana
National Governors Association

AMERICAN OVERSIGHT

August 3, 2018

Mr. Xu Chen
China General Chamber of Commerce USA
19 E 48th Street 3rd Floor
New York, NY 10017

Dear Mr. Xu:

On behalf of the National Governors Association (NGA), we wanted to thank you for your participation in our 2018 Summer Meeting. We have been focusing on building relationships with international partners, and these efforts would not be possible without your cooperation and engagement. We certainly hope this meeting was as productive for you as it was for all of us.

In this critical time, the world is becoming increasingly globalized, with states' economies becoming more interdependent with our international partners. Therefore, we see much value in engaging with you at events such as this year's Summer Meeting. Serving as Chair and Vice Chair has made us prioritize connecting to the international community. NGA Global launched during our tenure, and, looking ahead, we see it as an important program for NGA leadership and the other governors.

Thank you again for your commitment to our global program. We look forward to working with you in the future.

If you have any questions about the summit or NGA's international engagements, please feel free to reach out to Abigail Hunter at ahunter@nga.org or (202) 719-2870.

Sincerely,

Brian Sandoval
Governor of Nevada
National Governors Association

Steve Bullock
Governor of Montana
National Governors Association

AMERICAN OVERSIGHT

August 3, 2018

Mr. Issei Hatakeyama
JETRO New York
565 5th Ave.
New York, NY 10017

Dear Mr. Hatakeyama:

On behalf of the National Governors Association (NGA), we wanted to thank you for your participation in our 2018 Summer Meeting. We have been focusing on building relationships with international partners, and these efforts would not be possible without your cooperation and engagement. We certainly hope this meeting was as productive for you as it was for all of us.

In this critical time, the world is becoming increasingly globalized, with states' economies becoming more interdependent with our international partners. Therefore, we see much value in engaging with you at events such as this year's Summer Meeting. Serving as Chair and Vice Chair has made us prioritize connecting to the international community. NGA Global launched during our tenure, and, looking ahead, we see it as an important program for NGA leadership and the other governors.

Thank you again for your commitment to our global program. We look forward to working with you in the future.

If you have any questions about the summit or NGA's international engagements, please feel free to reach out to Abigail Hunter at ahunter@nga.org or (202) 719-2870.

Sincerely,

Brian Sandoval
Governor of Nevada
National Governors Association

Steve Bullock
Governor of Montana
National Governors Association

AMERICAN OVERSIGHT

August 3, 2018

Ms. Liz Schrayer
U.S. Global Leadership Coalition
1129 20th Street NW
Suite 600
Washington, DC 20036

Dear Ms. Schrayer:

On behalf of the National Governors Association (NGA), we wanted to thank you for your participation in our 2018 Summer Meeting. We have been focusing on building relationships with international partners, and these efforts would not be possible without your cooperation and engagement. We certainly hope this meeting was as productive for you as it was for all of us.

In this critical time, the world is becoming increasingly globalized, with states' economies becoming more interdependent with our international partners. Therefore, we see much value in engaging with you at events such as this year's Summer Meeting. Serving as Chair and Vice Chair has made us prioritize connecting to the international community. NGA Global launched during our tenure, and, looking ahead, we see it as an important program for NGA leadership and the other governors.

Thank you again for your commitment to our global program. We look forward to working with you in the future.

If you have any questions about the summit or NGA's international engagements, please feel free to reach out to Abigail Hunter at ahunter@nga.org or (202) 719-2870.

Sincerely,

Brian Sandoval
Governor of Nevada
National Governors Association

Steve Bullock
Governor of Montana
National Governors Association

AMERICAN OVERSIGHT

August 3, 2018

Mr. Yoshiharu Ueki
Keidanren USA
1200 17th Street, NW, Suite 201
Washington DC 20036 U.S.A.

Dear Mr. Ueki:

On behalf of the National Governors Association (NGA), we wanted to thank you for your participation in our 2018 Summer Meeting. We have been focusing on building relationships with international partners, and these efforts would not be possible without your cooperation and engagement. We certainly hope this meeting was as productive for you as it was for all of us.

In this critical time, the world is becoming increasingly globalized, with states' economies becoming more interdependent with our international partners. Therefore, we see much value in engaging with you at events such as this year's Summer Meeting. Serving as Chair and Vice Chair has made us prioritize connecting to the international community. NGA Global launched during our tenure, and, looking ahead, we see it as an important program for NGA leadership and the other governors.

Thank you again for your commitment to our global program. We look forward to working with you in the future.

If you have any questions about the summit or NGA's international engagements, please feel free to reach out to Abigail Hunter at ahunter@nga.org or (202) 719-2870.

Sincerely,

Brian Sandoval
Governor of Nevada
National Governors Association

Steve Bullock
Governor of Montana
National Governors Association

AMERICAN OVERSIGHT

August 3, 2018

General Secretary Annegret Kramp-Karrenbauer
CDU Deutschlands
Konrad-Adenauer-Haus
Klingelhoeferstraße 8
Germany 10785 Berlin

Dear General Secretary Kramp-Karrenbauer:

On behalf of the National Governors Association (NGA), we wanted to thank you for your participation in our 2018 Summer Meeting. We were so honored to have such a distinguished German leader travel so far to spend a day with the governors. We have been focusing on building relationships with international partners, and these efforts would not be possible without your cooperation and engagement. We certainly hope this meeting was as productive for you as it was for all of us.

In this critical time, the world is becoming increasingly globalized, with states' economies becoming more interdependent with our international partners. Therefore, we see much value in engaging with you at events such as this year's Summer Meeting. Serving as Chair and Vice Chair has made us prioritize connecting to the international community. NGA Global launched during our tenure, and, looking ahead, we see it as an important program for NGA leadership and the other governors.

Thank you again for your commitment to our global program. We look forward to welcoming Chancellor Merkel at our 2019 Winter Meeting, and to continuing our partnership with the Christian Democratic Union.

If you have any questions about the summit or NGA's international engagements, please feel free to reach out to Abigail Hunter at ahunter@nga.org or (202) 719-2870.

Sincerely,

Brian Sandoval
Governor of Nevada
National Governors Association

Steve Bullock
Governor of Montana
National Governors Association

AMERICAN OVERSIGHT

August 3, 2018

Kenyan Delegation
Council of Governors Offices
Westlands, Delta House
Oracle Wing 2nd Floor
P.O. Box 40401-00100
G.P.O, Nairobi
Kenya

Dear Governors:

On behalf of the National Governors Association (NGA), we wanted to thank you for your participation in our 2018 Summer Meeting. We were so honored to have so many distinguished Kenyan leaders travel so far to attend. We have been focusing on building relationships with international partners, and these efforts would not be possible without your cooperation and engagement. We certainly hope this meeting was as productive for you as it was for all of us.

In this critical time, the world is becoming increasingly globalized, with states' economies becoming more interdependent with our international partners. Therefore, we see much value in engaging with you at events such as this year's Summer Meeting. Serving as Chair and Vice Chair has made us prioritize connecting to the international community. NGA Global launched during our tenure, and, looking ahead, we see it as an important program for NGA leadership and the other governors.

Thank you again for your commitment to our global program. We look forward to working with you in the future.

If you have any questions about the summit or NGA's international engagements, please feel free to reach out to Abigail Hunter at ahunter@nga.org or (202) 719-2870.

Sincerely,

Brian Sandoval
Governor of Nevada
National Governors Association

Steve Bullock
Governor of Montana
National Governors Association

AMERICAN OVERSIGHT

August 3, 2018

Mr. Graeme Conway
Macquarie Infrastructure and Real Assets Inc.
125 West 55th Street, Level 15
New York NY 10019 USA

Dear Mr. Conway:

On behalf of the National Governors Association (NGA), we wanted to thank you for your participation in our 2018 Summer Meeting. We have been focusing on building relationships with international partners, and these efforts would not be possible without your cooperation and engagement. We certainly hope this meeting was as productive for you as it was for all of us.

In this critical time, the world is becoming increasingly globalized, with states' economies becoming more interdependent with our international partners. Therefore, we see much value in engaging with you at events such as this year's Summer Meeting. Serving as Chair and Vice Chair has made us prioritize connecting to the international community. NGA Global launched during our tenure, and, looking ahead, we see it as an important program for NGA leadership and the other governors.

Thank you again for your commitment to our global program. We look forward to working with you in the future.

If you have any questions about the summit or NGA's international engagements, please feel free to reach out to Abigail Hunter at ahunter@nga.org or (202) 719-2870.

Sincerely,

Brian Sandoval
Governor of Nevada
National Governors Association

Steve Bullock
Governor of Montana
National Governors Association

AMERICAN OVERSIGHT

August 3, 2018

Mr. John Krafcik
Waymo
1600 Amphitheatre Parkway
Mountain View, CA 94043

Dear Mr. Krafcik:

On behalf of the National Governors Association (NGA), thank you for joining me at the 2018 NGA Summer Meeting in Santa Fe, N.M. This annual meeting is a unique platform for governors to discuss important issues facing the country and an opportunity to share the innovative solutions happening every day at the state level. The session you spoke at was an important component of my 2017-2018 NGA Chair's Initiative, *Ahead of the Curve*: *Innovation Governors*, which highlights how governors can prepare their states for the rapidly advancing technologies that affect our residents and businesses.

Your comments were very well received and helped spark a thoughtful and important dialogue. The discussion provided governors, staff and participants with insight into how self-driving vehicles are reshaping the future and how each state can support innovation, modernize policy and regulatory processes and prepare the future workforce.

Again, thank you for joining me and for your generous contributions of time and expertise.

Sincere regards,

Brian Sandoval
Governor of Nevada
National Governors Association

AMERICAN OVERSIGHT

August 3, 2018

Mr. Colin Tooze
Director, Public Affairs
Uber
XXXX
XXXX

Dear Mr. Tooze:

On behalf of the National Governors Association (NGA), thank you for joining me at the 2018 NGA Summer Meeting in Santa Fe, N.M. This annual meeting is a unique platform for governors to discuss important issues facing the country and an opportunity to share the innovative solutions happening every day at the state level. Uber's presence at the meeting, and support of my 2017-2018 NGA Chair's Initiative, *Ahead of the Curve*: *Innovation Governors*, which highlights how governors can prepare their states for the rapidly advancing technologies, has aided in the success of this initiative.

I enjoyed my bicycle ride around the summer meeting on your JUMP bikes. Uber's continued quest for innovation is important to the continuing dialogue that will help reshape the future.

Again, thank you for joining me and for your generous contributions of time and expertise.

Sincere regards,

Brian Sandoval
Governor of Nevada
National Governors Association

AMERICAN OVERSIGHT

August 3, 2018

Mr. Matt Delaney
Marble
1660 17 St.
San Francisco, CA 94107

Dear Matt:

On behalf of the National Governors Association (NGA), thank you for joining me at the 2018 NGA Summer Meeting in Santa Fe, N.M. This annual meeting is a unique platform for governors to discuss important issues facing the country and an opportunity to share the innovative solutions happening every day at the state level. The session Marble participated in was an important component of my 2017-2018 NGA Chair's Initiative, *Ahead of the Curve*: *Innovation Governors*, which highlights how governors can prepare their states for the rapidly advancing technologies that affect our residents and businesses. I can definitely say that receiving gifts from a robot was a first for every governor at the table!

Again, thank you for joining me and for your generous contribution of time and expertise**.**

Sincere regards,

Brian Sandoval
Governor of Nevada
National Governors Association

AMERICAN OVERSIGHT

August 3, 2018

Sponsor Name
Title
Address
X
X

Dear Sponsor:

On behalf of the National Governors Association (NGA), thank you for being such a wonderful partner over the past year. Your support of my 2017-2018 NGA Chair's Initiative, *Ahead of the Curve*: *Innovation Governors*, which highlights how governors can stay one step ahead of the rapidly advancing technologies that affect the daily lives of residents and businesses in our states, has helped make this initiative a success!

As states move to embrace innovation, it is critical that we have both the public and private sector willing to bring cutting edge ideas to market, embrace technological transformation, and integrate new technologies to transform our current infrastructure. We appreciate **SPONSOR ORGANIZATION** playing a major role in such efforts for the continued support of the NGA Chair's Initiative.

To prepare governors, states and other stakeholders for innovations in the energy and transportation sectors, NGA has crafted two roadmaps. These roadmaps address topics such as electrification of transportation, drones, autonomous vehicles, rural broadband and cybersecurity. You will find them included with this letter, and they are also available online: http://www.ngaahead.org/

Again, thank you for your generous support and for **SPONSOR ORGANIZATION** continued engagement with governors as we all strive to embrace technological change and become "Innovation Governors."

Sincere regards,

Brian Sandoval
Governor of Nevada
National Governors Association

AMERICAN OVERSIGHT

August 3, 2018

Mr. John Lettieri
Economic Innovation Group
616 H St. NW, Suite 550
Washington, D.C. 20001

Dear Mr. Lettieri:

On behalf of the National Governors Association, thank you for joining our recent governors only session on Opportunity Zones at the NGA Summer Meeting in Santa Fe, N.M.

We greatly appreciated you taking the time to discuss how governors can work in tandem with investors and fund managers, entrepreneurs and business owners, anchor institutions, property developers, philanthropies and community stakeholders to help a new opportunity zone investment ecosystem emerge. As you know, governors now have the unique ability to develop comprehensive strategies for nurturing a new market around a new asset class: their opportunity zones. Your comments about how governors can collaborate with stakeholders and how plans should include workforce development initiatives were extremely helpful. We look forward to working with you going forward as NGA develops further programming for governors' around opportunity zones.

Again, thank you for speaking with the nation's governors and your generous contribution of time and expertise.

Sincerely,

Brian Sandoval
Governor of Nevada
National Governors Association

Steve Bullock
Governor of Montana
National Governors Association

AMERICAN OVERSIGHT

August 3, 2018

Ms. Sarah Bianchi
The Governance Project
608 N Highland St.
Arlington, VA 22201

Dear Ms. Bianchi:

On behalf of the National Governors Association, thank you for joining our recent "Governors Only" session on opportunity zones at the NGA Summer Meeting in Santa Fe, N.M.

We greatly appreciated you taking the time to discuss how governors can work in tandem with investors and fund managers, entrepreneurs and business owners, anchor institutions, property developers, philanthropies and community stakeholders to help a new opportunity zone investment ecosystem emerge. As you know, governors now have the unique ability to develop comprehensive strategies for nurturing a new market around a new asset class: their opportunity zones. Your comments about how governors can collaborate with stakeholders and how plans should include workforce development initiatives were extremely helpful. We look forward to working with you going forward as NGA develops further programming for governors' around opportunity zones.

Again, thank you for speaking with the nation's governors and your generous contributions of time and expertise.

Sincerely,

Brian Sandoval
Governor of Nevada
National Governors Association

Steve Bullock
Governor of Montana
National Governors Association

AMERICAN OVERSIGHT

August 3, 2018

Mr. A.G. Burnett
McDonald Carano
2300 West Sahara Ave.
Suite 1200
Las Vegas, NV 89102

Dear Mr. Burnett:

On behalf of National Governors Association, thank you for attending our 2018 Summer Meeting and joining the discussion about the most recent Supreme Court session.

Your presentation on the implications of the *Murphy v. NCAA* decision was well received and helpful to the governors' as they determine in what capacity they will support or oppose the implementation of sports gaming within their borders. There is no better person to address these concerns than you, and your excellent presentation was exactly what we hoped it would be. Thank you again.

Sincerely,

Brian Sandoval
Governor of Nevada
National Governors Association

Steve Bullock
Governor of Montana
National Governors Association

AMERICAN OVERSIGHT

August 3, 2018

Mr. Eric Citron
Goldstein & Russell
7475 Wisconsin Ave.
Suite 850
Bethesda, MD 20814

Dear Mr. Citron:

On behalf of National Governors Association, thank you for attending our 2018 Summer Meeting and joining the discussion about the most recent Supreme Court session.

Restoring states' rights to exercise lawful sovereign power is of paramount interest to governors. Your insight into the Supreme Court decision on *South Dakota v. Wayfair* was invaluable to governors as they craft and implement strategies to ensure certainty and stability in the wake of the decision. Thank you again.

Sincerely,

Brian Sandoval
Governor of Nevada
National Governors Association

Steve Bullock
Governor of Montana
National Governors Association

AMERICAN OVERSIGHT

August 3, 2018

The Hon. George Allen
717 Princess St.
Alexandria, VA 22314

Dear Former Governor Allen,

On behalf of National Governors Association, thank you so much for attending and participating in this year's Summer Meeting in Santa Fe, N.M.

We truly appreciate your willingness to help advise current governors on navigating life after serving in office, both on the personal and professional levels. We recognize that the transition can be a significant one, and it was wonderful having past governors such as yourself who can speak to the importance of finishing strong during their final year in office.

Your wisdom and practical advice about the opportunities and challenges concerning transitioning out of office provided valuable lessons for both governors and their chiefs of staff and received high praise from everyone in the room.

Again, thank you for your time and wisdom. We look forward to working with you in the future.

Sincerely,

Brian Sandoval
Governor of Nevada
National Governors Association

Steve Bullock
Governor of Montana
National Governors Association

AMERICAN OVERSIGHT

August 3, 2018

The Hon. Jim Edgar
1007 W. Nevada St.
Urbana, IL 61801

Dear Former Governor Edgar,

On behalf of National Governors Association, thank you so much for attending and participating in this year's Summer Meeting in Santa Fe, N.M.

We truly appreciate your willingness to help advise current governors on navigating life after serving in office, both on the personal and professional levels. We recognize that the transition can be a significant one, and it was wonderful having past governors such as yourself who can speak to the importance of finishing strong during their final year in office.

Your wisdom and practical advice about the opportunities and challenges concerning transitioning out of office provided valuable lessons for both governors and their chiefs of staff and received high praise from everyone in the room.

Again, thank you for your time and wisdom. We look forward to working with you in the future.

Sincerely,

Brian Sandoval
Governor of Nevada
National Governors Association

Steve Bullock
Governor of Montana
National Governors Association

AMERICAN OVERSIGHT

August 3, 2018

The Hon. John Engler
6470 Kedleston Ct.
McLean, VA 22101

Dear Former Governor Engler,

On behalf of NGA, we are so pleased that you were able to attend and participate in the 2018 NGA Summer Meeting in Santa Fe, New Mexico.

Thank you so much for serving on a panel to advise current governors about the importance of finishing strong during their final year in office and how to navigate work and life after serving as governor.

Your wisdom and practical advice about the opportunities and challenges concerning transitioning out of office provided valuable lessons for both governors and their chiefs of staff and received high praise from everyone in the room.

Again, thank you for your time and wisdom. We look forward to working with you in the future.

Sincerely,

Brian Sandoval
Governor of Nevada
National Governors Association

Steve Bullock
Governor of Montana
National Governors Association

AMERICAN OVERSIGHT

August 3, 2018

The Hon. Jane Swift
205 W. Hyde Park Pl.
Tampa, FL 33607

Dear Former Governor Swift,

On behalf of NGA, we are so pleased that you were able to attend and participate in the 2018 NGA Summer Meeting in Santa Fe, New Mexico.

Thank you so much for serving on a panel to advise current governors about the importance of finishing strong during their final year in office and how to navigate work and life after serving as governor.

Your wisdom and practical advice about the opportunities and challenges concerning transitioning out of office provided valuable lessons for both governors and their chiefs of staff and received high praise from everyone in the room.

Again, thank you for your time and wisdom. We look forward to working with you in the future.

Sincerely,

Brian Sandoval
Governor of Nevada
National Governors Association

Steve Bullock
Governor of Montana
National Governors Association

AMERICAN OVERSIGHT

Stephanie M. Klapstein

From: Tyler Klimas <tyler@nevadadc.org>
Sent: Thursday, August 02, 2018 9:10 AM
To: Christina Davis
Subject: NGA Thank You's FOR APPROVAL
Attachments: NGA Thank You's.docx

CD,

Attached are draft thank you letters for the Governor's approval. The list (included below) includes all presenters and foreign dignitaries who participated in the NGA Summer Meeting.

As you can see, these letters are to be signed by both Governor Sandoval and Bullock. Once the Governor approves, NGA will print them out here and mail to you with pre-metered postage. Are you ok with then sending the entire package on to Montana once he signs?

Also, there are three chair's initiative draft thank yous included. These will ONLY be signed by Governor Sandoval and I will send in a separate package to keep everything clear.

Here are the following thank you notes as requested:

- Liz Schrayer, USGLC
- Mr. Kentaro Sonoura
- Gov. Hirai
- John Krafcik, CEO Waymo (Sandoval only)
- Matt Delaney, CEO Marble (Sandoval only)
- Colin Tooze, Director Uber (Sandoval only)
- Graeme Conway, Macquarie
- Josphat Nanok, Head of Kenyan Governors Association
- Annagret Kramp-Karrenbauer, General Secretary of the CDU
- Govs. Only presenters (Opportunity Zones and SCOTUS)
- Thursday infrastructure roundtable participants
- Former Governors at the transition lunch
- Other international participants

Please let me know if you have any questions. Thanks!

Tyler Klimas | Deputy Director
State of Nevada, Washington Office
P: (202) 624-5405 | M: (702) 612-4073
E: tyler@nevadadc.org

AMERICAN OVERSIGHT

August 3, 2018

Ambassador Zhang Ping
Consulate-General of the People's Republic of China in Los Angeles
443 Shatto Place
Los Angeles, CA 90020

Dear Ambassador Zhang:

On behalf of the National Governors Association (NGA), we wanted to thank you for your participation in our 2018 Summer Meeting. We were honored to have such a distinguished Chinese diplomat attend. We have been focusing on building relationships with international partners, and these efforts would not be possible without your cooperation and engagement. We certainly hope this meeting was as productive for you as it was for all of us.

In this critical time, the world is becoming increasingly globalized, with states' economies becoming more interdependent with our international partners. Therefore, we see much value in engaging with you at events such as this year's Summer Meeting. Serving as Chair and Vice Chair has made us prioritize connecting to the international community. NGA Global launched during our tenure, and, looking ahead, we see it as an important program for NGA leadership and the other governors.

Thank you again for your commitment to our global program. We look forward to working with you in the future.

If you have any questions about the summit or NGA's international engagements, please feel free to reach out to Abigail Hunter at ahunter@nga.org or (202) 719-2870.

Sincerely,

Brian Sandoval
Governor of Nevada
National Governors Association

Steve Bullock
Governor of Montana
National Governors Association

AMERICAN OVERSIGHT

August 3, 2018

Mr. Kentaro Sonoura
C/O Haruna Minoura
Embassy of Japan USA
2520 Massachusetts Ave NW
Washington, DC 20008

Dear Mr. Sonoura:

On behalf of the National Governors Association (NGA), we wanted to thank you for your participation in our 2018 Summer Meeting. We were honored to have such a distinguished Japanese official attend. We have been focusing on building relationships with international partners, and these efforts would not be possible without your cooperation and engagement. We certainly hope this meeting was as productive for you as it was for all of us.

In this critical time, the world is becoming increasingly globalized, with states' economies becoming more interdependent with our international partners. Therefore, we see much value in engaging with you at events such as this year's Summer Meeting. Serving as Chair and Vice Chair has made us prioritize connecting to the international community. NGA Global launched during our tenure, and, looking ahead, we see it as an important program for NGA leadership and the other governors.

Thank you again for your commitment to our global program. We look forward to seeing you in Tokyo at the end of August.

If you have any questions about the summit or NGA's international engagements, please feel free to reach out to Abigail Hunter at ahunter@nga.org or (202) 719-2870.

Sincerely,

Brian Sandoval
Governor of Nevada
National Governors Association

Steve Bullock
Governor of Montana
National Governors Association

AMERICAN OVERSIGHT

August 3, 2018

Ambassador Sugiyama
C/O Haruna Minoura
Embassy of Japan USA
2520 Massachusetts Ave NW
Washington, DC 20009

Dear Ambassador Sugiyama:

On behalf of the National Governors Association (NGA), we wanted to thank you for your participation in our 2018 Summer Meeting. We were so honored to have such a distinguished Japanese diplomat attend. We have been focusing on building relationships with international partners, and these efforts would not be possible without your cooperation and engagement. We certainly hope this meeting was as productive for you as it was for all of us.

In this critical time, the world is becoming increasingly globalized, with states' economies becoming more interdependent with our international partners. Therefore, we see much value in engaging with you at events such as this year's Summer Meeting. Serving as Chair and Vice Chair has made us prioritize connecting to the international community. NGA Global launched during our tenure, and, looking ahead, we see it as an important program for NGA leadership and the other governors.

Thank you again for your commitment to our global program. We look forward to working with you in the future.

If you have any questions about the summit or NGA's international engagements, please feel free to reach out to Abigail Hunter at ahunter@nga.org or (202) 719-2870.

Sincerely,

Brian Sandoval
Governor of Nevada
National Governors Association

Steve Bullock
Governor of Montana
National Governors Association

AMERICAN OVERSIGHT

August 3, 2018

The Honorable Shinji Hirai
1-270 Higashi-machi
Tottori City, JP-31 680-8570
JAPAN

Dear Governor Hirai:

On behalf of the National Governors Association (NGA), we wanted to thank you for your participation in our 2018 Summer Meeting. We were so honored to have a distinguished Japanese governor travel so far to attend. We have been focusing on building relationships with international partners, and these efforts would not be possible without your cooperation and engagement. We certainly hope this meeting was as productive for you as it was for all of us.

In this critical time, the world is becoming increasingly globalized, with states' economies becoming more interdependent with our international partners. Therefore, we see much value in engaging with you at events such as this year's Summer Meeting. Serving as Chair and Vice Chair has made us prioritize connecting to the international community. NGA Global launched during our tenure, and, looking ahead, we see it as an important program for NGA leadership and the other governors.

Thank you again for your commitment to our global program. We look forward to seeing you in Tokyo at the end of August.

If you have any questions about the summit or NGA's international engagements, please feel free to reach out to Abigail Hunter at ahunter@nga.org or (202) 719-2870.

Sincerely,

Brian Sandoval
Governor of Nevada
National Governors Association

Steve Bullock
Governor of Montana
National Governors Association

AMERICAN OVERSIGHT

August 3, 2018

Chairman Council of Governors
H.E. Josphat Nanok
Council of Governors Offices
Westlands, Delta House
Oracle Wing 2nd Floor
P.O. Box 40401-00100
G.P.O, Nairobi
Kenya

Dear Governor Nanok:

On behalf of the National Governors Association (NGA), we wanted to thank you for your participation in our 2018 Summer Meeting. We were so honored to have a distinguished Kenyan governor travel so far to speak on the mainstage at our meeting. We have been focusing on building relationships with international partners, and these efforts would not be possible without your cooperation and engagement. We certainly hope this meeting was as productive for you as it was for all of us.

In this critical time, the world is becoming increasingly globalized, with states' economies becoming more interdependent with our international partners. Therefore, we see much value in engaging with you at events such as this year's Summer Meeting. Serving as Chair and Vice Chair has made us prioritize connecting to the international community. NGA Global launched during our tenure, and, looking ahead, we see it as an important program for NGA leadership and the other governors.

Thank you again for your commitment to our global program. We look forward to working with you in the future.

If you have any questions about the summit or NGA's international engagements, please feel free to reach out to Abigail Hunter at ahunter@nga.org or (202) 719-2870.

Sincerely,

Brian Sandoval
Governor of Nevada
National Governors Association

Steve Bullock
Governor of Montana
National Governors Association

AMERICAN OVERSIGHT

August 3, 2018

Mr. Shailen Bhatt
The Intelligent Transportation Society of America
1100 New Jersey Ave SE, Suite 850
Washington, D.C. 20003

Dear Mr. Bhatt:

On behalf of the National Governors Association (NGA), we wanted to thank you for your participation in our 2018 Summer Meeting. We have been focusing on building relationships with international partners, and these efforts would not be possible without your cooperation and engagement. We certainly hope this meeting was as productive for you as it was for all of us.

In this critical time, the world is becoming increasingly globalized, with states' economies becoming more interdependent with our international partners. Therefore, we see much value in engaging with you at events such as this year's Summer Meeting. Serving as Chair and Vice Chair has made us prioritize connecting to the international community. NGA Global launched during our tenure, and, looking ahead, we see it as an important program for NGA leadership and the other governors.

Thank you again for your commitment to our global program. We look forward to working with you in the future.

If you have any questions about the summit or NGA's international engagements, please feel free to reach out to Abigail Hunter at ahunter@nga.org or (202) 719-2870.

Sincerely,

Brian Sandoval
Governor of Nevada
National Governors Association

Steve Bullock
Governor of Montana
National Governors Association

AMERICAN OVERSIGHT

August 3, 2018

Ms. Marcia Hale
Building America's Future
1101 New York Ave, NW
Washington, DC 20005

Dear Ms. Hale:

On behalf of the National Governors Association (NGA), we wanted to thank you for your participation in our 2018 Summer Meeting. We have been focusing on building relationships with international partners, and these efforts would not be possible without your cooperation and engagement. We certainly hope this meeting was as productive for you as it was for all of us.

In this critical time, the world is becoming increasingly globalized, with states' economies becoming more interdependent with our international partners. Therefore, we see much value in engaging with you at events such as this year's Summer Meeting. Serving as Chair and Vice Chair has made us prioritize connecting to the international community. NGA Global launched during our tenure, and, looking ahead, we see it as an important program for NGA leadership and the other governors.

Thank you again for your commitment to our global program. We look forward to working with you in the future.

If you have any questions about the summit or NGA's international engagements, please feel free to reach out to Abigail Hunter at ahunter@nga.org or (202) 719-2870.

Sincerely,

Brian Sandoval
Governor of Nevada
National Governors Association

Steve Bullock
Governor of Montana
National Governors Association

AMERICAN OVERSIGHT

August 3, 2018

Mr. Mark Romoff
The Canadian Council for Public-Private Partnerships
55 University Avenue, Suite 608
Toronto, ON M5J 2H7

Dear Mr. Romoff:

On behalf of the National Governors Association (NGA), we wanted to thank you for your participation in our 2018 Summer Meeting. We have been focusing on building relationships with international partners, and these efforts would not be possible without your cooperation and engagement. We certainly hope this meeting was as productive for you as it was for all of us.

In this critical time, the world is becoming increasingly globalized, with states' economies becoming more interdependent with our international partners. Therefore, we see much value in engaging with you at events such as this year's Summer Meeting. Serving as Chair and Vice Chair has made us prioritize connecting to the international community. NGA Global launched during our tenure, and, looking ahead, we see it as an important program for NGA leadership and the other governors.

Thank you again for your commitment to our global program. We look forward to working with you in the future.

If you have any questions about the summit or NGA's international engagements, please feel free to reach out to Abigail Hunter at ahunter@nga.org or (202) 719-2870.

Sincerely,

Brian Sandoval
Governor of Nevada
National Governors Association

Steve Bullock
Governor of Montana
National Governors Association

AMERICAN OVERSIGHT

August 3, 2018

Mr. Frank Roeters van Lennup
PGGM
Noordweg Noord 150
3704 JG Zeist
Netherlands

Dear Mr. Roeters van Lennup:

On behalf of the National Governors Association (NGA), we wanted to thank you for your participation in our 2018 Summer Meeting. We have been focusing on building relationships with international partners, and these efforts would not be possible without your cooperation and engagement. We certainly hope this meeting was as productive for you as it was for all of us.

In this critical time, the world is becoming increasingly globalized, with states' economies becoming more interdependent with our international partners. Therefore, we see much value in engaging with you at events such as this year's Summer Meeting. Serving as Chair and Vice Chair has made us prioritize connecting to the international community. NGA Global launched during our tenure, and, looking ahead, we see it as an important program for NGA leadership and the other governors.

Thank you again for your commitment to our global program. We look forward to working with you in the future.

If you have any questions about the summit or NGA's international engagements, please feel free to reach out to Abigail Hunter at ahunter@nga.org or (202) 719-2870.

Sincerely,

Brian Sandoval
Governor of Nevada
National Governors Association

Steve Bullock
Governor of Montana
National Governors Association

AMERICAN OVERSIGHT

August 3, 2018

Mr. Tom Osborne
IFM Investors (US), LLC
114 West 47th Street | 26th floor
New York, NY 10036

Dear Mr. Osborne:

On behalf of the National Governors Association (NGA), we wanted to thank you for your participation in our 2018 Summer Meeting. We have been focusing on building relationships with international partners, and these efforts would not be possible without your cooperation and engagement. We certainly hope this meeting was as productive for you as it was for all of us.

In this critical time, the world is becoming increasingly globalized, with states' economies becoming more interdependent with our international partners. Therefore, we see much value in engaging with you at events such as this year's Summer Meeting. Serving as Chair and Vice Chair has made us prioritize connecting to the international community. NGA Global launched during our tenure, and, looking ahead, we see it as an important program for NGA leadership and the other governors.

Thank you again for your commitment to our global program. We look forward to working with you in the future.

If you have any questions about the summit or NGA's international engagements, please feel free to reach out to Abigail Hunter at ahunter@nga.org or (202) 719-2870.

Sincerely,

Brian Sandoval
Governor of Nevada
National Governors Association

Steve Bullock
Governor of Montana
National Governors Association

AMERICAN OVERSIGHT

August 3, 2018

Mr. David Agnew
Macquarie Infrastructure and Real Assets Inc.
125 West 55th Street, Level 15
New York NY 10019 USA

Dear Mr. Agnew:

On behalf of the National Governors Association (NGA), we wanted to thank you for your participation in our 2018 Summer Meeting. We have been focusing on building relationships with international partners, and these efforts would not be possible without your cooperation and engagement. We certainly hope this meeting was as productive for you as it was for all of us.

In this critical time, the world is becoming increasingly globalized, with states' economies becoming more interdependent with our international partners. Therefore, we see much value in engaging with you at events such as this year's Summer Meeting. Serving as Chair and Vice Chair has made us prioritize connecting to the international community. NGA Global launched during our tenure, and, looking ahead, we see it as an important program for NGA leadership and the other governors.

Thank you again for your commitment to our global program. We look forward to working with you in the future.

If you have any questions about the summit or NGA's international engagements, please feel free to reach out to Abigail Hunter at ahunter@nga.org or (202) 719-2870.

Sincerely,

Brian Sandoval
Governor of Nevada
National Governors Association

Steve Bullock
Governor of Montana
National Governors Association

AMERICAN OVERSIGHT

August 3, 2018

Mr. James Wilmott
Morgan Stanley Infrastructure Partners
1585 Broadway, 37th Floor
New York, NY 10036

Dear Mr. Wilmott:

On behalf of the National Governors Association (NGA), we wanted to thank you for your participation in our 2018 Summer Meeting. We have been focusing on building relationships with international partners, and these efforts would not be possible without your cooperation and engagement. We certainly hope this meeting was as productive for you as it was for all of us.

In this critical time, the world is becoming increasingly globalized, with states' economies becoming more interdependent with our international partners. Therefore, we see much value in engaging with you at events such as this year's Summer Meeting. Serving as Chair and Vice Chair has made us prioritize connecting to the international community. NGA Global launched during our tenure, and, looking ahead, we see it as an important program for NGA leadership and the other governors.

Thank you again for your commitment to our global program. We look forward to working with you in the future.

If you have any questions about the summit or NGA's international engagements, please feel free to reach out to Abigail Hunter at ahunter@nga.org or (202) 719-2870.

Sincerely,

Brian Sandoval
Governor of Nevada
National Governors Association

Steve Bullock
Governor of Montana
National Governors Association

AMERICAN OVERSIGHT

August 3, 2018

Mr. Edward Burton
U.S.-Saudi Arabian Business Council
8081 Wolftrap Road, Suite 300
Vienna, VA 22182

Dear Mr. Burton:

On behalf of the National Governors Association (NGA), we wanted to thank you for your participation in our 2018 Summer Meeting. We have been focusing on building relationships with international partners, and these efforts would not be possible without your cooperation and engagement. We certainly hope this meeting was as productive for you as it was for all of us.

In this critical time, the world is becoming increasingly globalized, with states' economies becoming more interdependent with our international partners. Therefore, we see much value in engaging with you at events such as this year's Summer Meeting. Serving as Chair and Vice Chair has made us prioritize connecting to the international community. NGA Global launched during our tenure, and, looking ahead, we see it as an important program for NGA leadership and the other governors.

Thank you again for your commitment to our global program. We look forward to working with you in the future.

If you have any questions about the summit or NGA's international engagements, please feel free to reach out to Abigail Hunter at ahunter@nga.org or (202) 719-2870.

Sincerely,

Brian Sandoval
Governor of Nevada
National Governors Association

Steve Bullock
Governor of Montana
National Governors Association

AMERICAN OVERSIGHT

August 3, 2018

Mr. Xu Chen
China General Chamber of Commerce USA
19 E 48th Street 3rd Floor
New York, NY 10017

Dear Mr. Xu:

On behalf of the National Governors Association (NGA), we wanted to thank you for your participation in our 2018 Summer Meeting. We have been focusing on building relationships with international partners, and these efforts would not be possible without your cooperation and engagement. We certainly hope this meeting was as productive for you as it was for all of us.

In this critical time, the world is becoming increasingly globalized, with states' economies becoming more interdependent with our international partners. Therefore, we see much value in engaging with you at events such as this year's Summer Meeting. Serving as Chair and Vice Chair has made us prioritize connecting to the international community. NGA Global launched during our tenure, and, looking ahead, we see it as an important program for NGA leadership and the other governors.

Thank you again for your commitment to our global program. We look forward to working with you in the future.

If you have any questions about the summit or NGA's international engagements, please feel free to reach out to Abigail Hunter at ahunter@nga.org or (202) 719-2870.

Sincerely,

Brian Sandoval
Governor of Nevada
National Governors Association

Steve Bullock
Governor of Montana
National Governors Association

AMERICAN OVERSIGHT

August 3, 2018

Mr. Issei Hatakeyama
JETRO New York
565 5th Ave.
New York, NY 10017

Dear Mr. Hatakeyama:

On behalf of the National Governors Association (NGA), we wanted to thank you for your participation in our 2018 Summer Meeting. We have been focusing on building relationships with international partners, and these efforts would not be possible without your cooperation and engagement. We certainly hope this meeting was as productive for you as it was for all of us.

In this critical time, the world is becoming increasingly globalized, with states' economies becoming more interdependent with our international partners. Therefore, we see much value in engaging with you at events such as this year's Summer Meeting. Serving as Chair and Vice Chair has made us prioritize connecting to the international community. NGA Global launched during our tenure, and, looking ahead, we see it as an important program for NGA leadership and the other governors.

Thank you again for your commitment to our global program. We look forward to working with you in the future.

If you have any questions about the summit or NGA's international engagements, please feel free to reach out to Abigail Hunter at ahunter@nga.org or (202) 719-2870.

Sincerely,

Brian Sandoval
Governor of Nevada
National Governors Association

Steve Bullock
Governor of Montana
National Governors Association

AMERICAN OVERSIGHT

August 3, 2018

Ms. Liz Schrayer
U.S. Global Leadership Coalition
1129 20th Street NW
Suite 600
Washington, DC 20036

Dear Ms. Schrayer:

On behalf of the National Governors Association (NGA), we wanted to thank you for your participation in our 2018 Summer Meeting. We have been focusing on building relationships with international partners, and these efforts would not be possible without your cooperation and engagement. We certainly hope this meeting was as productive for you as it was for all of us.

In this critical time, the world is becoming increasingly globalized, with states' economies becoming more interdependent with our international partners. Therefore, we see much value in engaging with you at events such as this year's Summer Meeting. Serving as Chair and Vice Chair has made us prioritize connecting to the international community. NGA Global launched during our tenure, and, looking ahead, we see it as an important program for NGA leadership and the other governors.

Thank you again for your commitment to our global program. We look forward to working with you in the future.

If you have any questions about the summit or NGA's international engagements, please feel free to reach out to Abigail Hunter at ahunter@nga.org or (202) 719-2870.

Sincerely,

Brian Sandoval
Governor of Nevada
National Governors Association

Steve Bullock
Governor of Montana
National Governors Association

AMERICAN OVERSIGHT

August 3, 2018

Mr. Yoshiharu Ueki
Keidanren USA
1200 17th Street, NW, Suite 201
Washington DC 20036 U.S.A.

Dear Mr. Ueki:

On behalf of the National Governors Association (NGA), we wanted to thank you for your participation in our 2018 Summer Meeting. We have been focusing on building relationships with international partners, and these efforts would not be possible without your cooperation and engagement. We certainly hope this meeting was as productive for you as it was for all of us.

In this critical time, the world is becoming increasingly globalized, with states' economies becoming more interdependent with our international partners. Therefore, we see much value in engaging with you at events such as this year's Summer Meeting. Serving as Chair and Vice Chair has made us prioritize connecting to the international community. NGA Global launched during our tenure, and, looking ahead, we see it as an important program for NGA leadership and the other governors.

Thank you again for your commitment to our global program. We look forward to working with you in the future.

If you have any questions about the summit or NGA's international engagements, please feel free to reach out to Abigail Hunter at ahunter@nga.org or (202) 719-2870.

Sincerely,

Brian Sandoval
Governor of Nevada
National Governors Association

Steve Bullock
Governor of Montana
National Governors Association

AMERICAN OVERSIGHT

August 3, 2018

General Secretary Annegret Kramp-Karrenbauer
CDU Deutschlands
Konrad-Adenauer-Haus
Klingelhoeferstraße 8
Germany 10785 Berlin

Dear General Secretary Kramp-Karrenbauer:

On behalf of the National Governors Association (NGA), we wanted to thank you for your participation in our 2018 Summer Meeting. We were so honored to have such a distinguished German leader travel so far to spend a day with the governors. We have been focusing on building relationships with international partners, and these efforts would not be possible without your cooperation and engagement. We certainly hope this meeting was as productive for you as it was for all of us.

In this critical time, the world is becoming increasingly globalized, with states' economies becoming more interdependent with our international partners. Therefore, we see much value in engaging with you at events such as this year's Summer Meeting. Serving as Chair and Vice Chair has made us prioritize connecting to the international community. NGA Global launched during our tenure, and, looking ahead, we see it as an important program for NGA leadership and the other governors.

Thank you again for your commitment to our global program. We look forward to welcoming Chancellor Merkel at our 2019 Winter Meeting, and to continuing our partnership with the Christian Democratic Union.

If you have any questions about the summit or NGA's international engagements, please feel free to reach out to Abigail Hunter at ahunter@nga.org or (202) 719-2870.

Sincerely,

Brian Sandoval
Governor of Nevada
National Governors Association

Steve Bullock
Governor of Montana
National Governors Association

AMERICAN OVERSIGHT

August 3, 2018

Kenyan Delegation
Council of Governors Offices
Westlands, Delta House
Oracle Wing 2nd Floor
P.O. Box 40401-00100
G.P.O, Nairobi
Kenya

Dear Governors:

On behalf of the National Governors Association (NGA), we wanted to thank you for your participation in our 2018 Summer Meeting. We were so honored to have so many distinguished Kenyan leaders travel so far to attend. We have been focusing on building relationships with international partners, and these efforts would not be possible without your cooperation and engagement. We certainly hope this meeting was as productive for you as it was for all of us.

In this critical time, the world is becoming increasingly globalized, with states' economies becoming more interdependent with our international partners. Therefore, we see much value in engaging with you at events such as this year's Summer Meeting. Serving as Chair and Vice Chair has made us prioritize connecting to the international community. NGA Global launched during our tenure, and, looking ahead, we see it as an important program for NGA leadership and the other governors.

Thank you again for your commitment to our global program. We look forward to working with you in the future.

If you have any questions about the summit or NGA's international engagements, please feel free to reach out to Abigail Hunter at ahunter@nga.org or (202) 719-2870.

Sincerely,

Brian Sandoval
Governor of Nevada
National Governors Association

Steve Bullock
Governor of Montana
National Governors Association

AMERICAN OVERSIGHT

August 3, 2018

Mr. Graeme Conway
Macquarie Infrastructure and Real Assets Inc.
125 West 55th Street, Level 15
New York NY 10019 USA

Dear Mr. Conway:

On behalf of the National Governors Association (NGA), we wanted to thank you for your participation in our 2018 Summer Meeting. We have been focusing on building relationships with international partners, and these efforts would not be possible without your cooperation and engagement. We certainly hope this meeting was as productive for you as it was for all of us.

In this critical time, the world is becoming increasingly globalized, with states' economies becoming more interdependent with our international partners. Therefore, we see much value in engaging with you at events such as this year's Summer Meeting. Serving as Chair and Vice Chair has made us prioritize connecting to the international community. NGA Global launched during our tenure, and, looking ahead, we see it as an important program for NGA leadership and the other governors.

Thank you again for your commitment to our global program. We look forward to working with you in the future.

If you have any questions about the summit or NGA's international engagements, please feel free to reach out to Abigail Hunter at ahunter@nga.org or (202) 719-2870.

Sincerely,

Brian Sandoval
Governor of Nevada
National Governors Association

Steve Bullock
Governor of Montana
National Governors Association

AMERICAN OVERSIGHT

August 3, 2018

Mr. John Krafcik
Waymo
1600 Amphitheatre Parkway
Mountain View, CA 94043

Dear Mr. Krafcik:

On behalf of the National Governors Association (NGA), thank you for joining me at the 2018 NGA Summer Meeting in Santa Fe, N.M. This annual meeting is a unique platform for governors to discuss important issues facing the country and an opportunity to share the innovative solutions happening every day at the state level. The session you spoke at was an important component of my 2017-2018 NGA Chair's Initiative, *Ahead of the Curve*: *Innovation Governors*, which highlights how governors can prepare their states for the rapidly advancing technologies that affect our residents and businesses.

Your comments were very well received and helped spark a thoughtful and important dialogue. The discussion provided governors, staff and participants with insight into how self-driving vehicles are reshaping the future and how each state can support innovation, modernize policy and regulatory processes and prepare the future workforce.

Again, thank you for joining me and for your generous contributions of time and expertise.

Sincere regards,

Brian Sandoval
Governor of Nevada
National Governors Association

AMERICAN OVERSIGHT

August 3, 2018

Mr. Colin Tooze
Director, Public Affairs
Uber
XXXX
XXXX

Dear Mr. Tooze:

On behalf of the National Governors Association (NGA), thank you for joining me at the 2018 NGA Summer Meeting in Santa Fe, N.M. This annual meeting is a unique platform for governors to discuss important issues facing the country and an opportunity to share the innovative solutions happening every day at the state level. Uber's presence at the meeting, and support of my 2017-2018 NGA Chair's Initiative, *Ahead of the Curve*: *Innovation Governors*, which highlights how governors can prepare their states for the rapidly advancing technologies, has aided in the success of this initiative.

I enjoyed my bicycle ride around the summer meeting on your JUMP bikes. Uber's continued quest for innovation is important to the continuing dialogue that will help reshape the future.

Again, thank you for joining me and for your generous contributions of time and expertise.

Sincere regards,

Brian Sandoval
Governor of Nevada
National Governors Association

AMERICAN OVERSIGHT

August 3, 2018

Mr. Matt Delaney
Marble
1660 17 St.
San Francisco, CA 94107

Dear Matt:

On behalf of the National Governors Association (NGA), thank you for joining me at the 2018 NGA Summer Meeting in Santa Fe, N.M. This annual meeting is a unique platform for governors to discuss important issues facing the country and an opportunity to share the innovative solutions happening every day at the state level. The session Marble participated in was an important component of my 2017-2018 NGA Chair's Initiative, *Ahead of the Curve*: *Innovation Governors*, which highlights how governors can prepare their states for the rapidly advancing technologies that affect our residents and businesses. I can definitely say that receiving gifts from a robot was a first for every governor at the table!

Again, thank you for joining me and for your generous contribution of time and expertise**.**

Sincere regards,

Brian Sandoval
Governor of Nevada
National Governors Association

AMERICAN OVERSIGHT

August 3, 2018

Sponsor Name
Title
Address
X
X

Dear Sponsor:

On behalf of the National Governors Association (NGA), thank you for being such a wonderful partner over the past year. Your support of my 2017-2018 NGA Chair's Initiative, *Ahead of the Curve*: *Innovation Governors*, which highlights how governors can stay one step ahead of the rapidly advancing technologies that affect the daily lives of residents and businesses in our states, has helped make this initiative a success!

As states move to embrace innovation, it is critical that we have both the public and private sector willing to bring cutting edge ideas to market, embrace technological transformation, and integrate new technologies to transform our current infrastructure. We appreciate **SPONSOR ORGANIZATION** playing a major role in such efforts for the continued support of the NGA Chair's Initiative.

To prepare governors, states and other stakeholders for innovations in the energy and transportation sectors, NGA has crafted two roadmaps. These roadmaps address topics such as electrification of transportation, drones, autonomous vehicles, rural broadband and cybersecurity. You will find them included with this letter, and they are also available online: http://www.ngaahead.org/

Again, thank you for your generous support and for **SPONSOR ORGANIZATION** continued engagement with governors as we all strive to embrace technological change and become "Innovation Governors."

Sincere regards,

Brian Sandoval
Governor of Nevada
National Governors Association

AMERICAN OVERSIGHT

August 3, 2018

Mr. John Lettieri
Economic Innovation Group
616 H St. NW, Suite 550
Washington, D.C. 20001

Dear Mr. Lettieri:

On behalf of the National Governors Association, thank you for joining our recent governors only session on Opportunity Zones at the NGA Summer Meeting in Santa Fe, N.M.

We greatly appreciated you taking the time to discuss how governors can work in tandem with investors and fund managers, entrepreneurs and business owners, anchor institutions, property developers, philanthropies and community stakeholders to help a new opportunity zone investment ecosystem emerge. As you know, governors now have the unique ability to develop comprehensive strategies for nurturing a new market around a new asset class: their opportunity zones. Your comments about how governors can collaborate with stakeholders and how plans should include workforce development initiatives were extremely helpful. We look forward to working with you going forward as NGA develops further programming for governors' around opportunity zones.

Again, thank you for speaking with the nation's governors and your generous contribution of time and expertise.

Sincerely,

Brian Sandoval
Governor of Nevada
National Governors Association

Steve Bullock
Governor of Montana
National Governors Association

AMERICAN OVERSIGHT

August 3, 2018

Ms. Sarah Bianchi
The Governance Project
608 N Highland St.
Arlington, VA 22201

Dear Ms. Bianchi:

On behalf of the National Governors Association, thank you for joining our recent "Governors Only" session on opportunity zones at the NGA Summer Meeting in Santa Fe, N.M.

We greatly appreciated you taking the time to discuss how governors can work in tandem with investors and fund managers, entrepreneurs and business owners, anchor institutions, property developers, philanthropies and community stakeholders to help a new opportunity zone investment ecosystem emerge. As you know, governors now have the unique ability to develop comprehensive strategies for nurturing a new market around a new asset class: their opportunity zones. Your comments about how governors can collaborate with stakeholders and how plans should include workforce development initiatives were extremely helpful. We look forward to working with you going forward as NGA develops further programming for governors' around opportunity zones.

Again, thank you for speaking with the nation's governors and your generous contributions of time and expertise.

Sincerely,

Brian Sandoval
Governor of Nevada
National Governors Association

Steve Bullock
Governor of Montana
National Governors Association

AMERICAN OVERSIGHT

August 3, 2018

Mr. A.G. Burnett
McDonald Carano
2300 West Sahara Ave.
Suite 1200
Las Vegas, NV 89102

Dear Mr. Burnett:

On behalf of National Governors Association, thank you for attending our 2018 Summer Meeting and joining the discussion about the most recent Supreme Court session.

Your presentation on the implications of the *Murphy v. NCAA* decision was well received and helpful to the governors' as they determine in what capacity they will support or oppose the implementation of sports gaming within their borders. There is no better person to address these concerns than you, and your excellent presentation was exactly what we hoped it would be. Thank you again.

Sincerely,

Brian Sandoval
Governor of Nevada
National Governors Association

Steve Bullock
Governor of Montana
National Governors Association

AMERICAN OVERSIGHT

August 3, 2018

Mr. Eric Citron
Goldstein & Russell
7475 Wisconsin Ave.
Suite 850
Bethesda, MD 20814

Dear Mr. Citron:

On behalf of National Governors Association, thank you for attending our 2018 Summer Meeting and joining the discussion about the most recent Supreme Court session.

Restoring states' rights to exercise lawful sovereign power is of paramount interest to governors. Your insight into the Supreme Court decision on *South Dakota v. Wayfair* was invaluable to governors as they craft and implement strategies to ensure certainty and stability in the wake of the decision. Thank you again.

Sincerely,

Brian Sandoval
Governor of Nevada
National Governors Association

Steve Bullock
Governor of Montana
National Governors Association

AMERICAN OVERSIGHT

August 3, 2018

The Hon. George Allen
717 Princess St.
Alexandria, VA 22314

Dear Former Governor Allen,

On behalf of National Governors Association, thank you so much for attending and participating in this year's Summer Meeting in Santa Fe, N.M.

We truly appreciate your willingness to help advise current governors on navigating life after serving in office, both on the personal and professional levels. We recognize that the transition can be a significant one, and it was wonderful having past governors such as yourself who can speak to the importance of finishing strong during their final year in office.

Your wisdom and practical advice about the opportunities and challenges concerning transitioning out of office provided valuable lessons for both governors and their chiefs of staff and received high praise from everyone in the room.

Again, thank you for your time and wisdom. We look forward to working with you in the future.

Sincerely,

Brian Sandoval
Governor of Nevada
National Governors Association

Steve Bullock
Governor of Montana
National Governors Association

AMERICAN OVERSIGHT

August 3, 2018

The Hon. Jim Edgar
1007 W. Nevada St.
Urbana, IL 61801

Dear Former Governor Edgar,

On behalf of National Governors Association, thank you so much for attending and participating in this year's Summer Meeting in Santa Fe, N.M.

We truly appreciate your willingness to help advise current governors on navigating life after serving in office, both on the personal and professional levels. We recognize that the transition can be a significant one, and it was wonderful having past governors such as yourself who can speak to the importance of finishing strong during their final year in office.

Your wisdom and practical advice about the opportunities and challenges concerning transitioning out of office provided valuable lessons for both governors and their chiefs of staff and received high praise from everyone in the room.

Again, thank you for your time and wisdom. We look forward to working with you in the future.

Sincerely,

Brian Sandoval
Governor of Nevada
National Governors Association

Steve Bullock
Governor of Montana
National Governors Association

AMERICAN OVERSIGHT

August 3, 2018

The Hon. John Engler
6470 Kedleston Ct.
McLean, VA 22101

Dear Former Governor Engler,

On behalf of NGA, we are so pleased that you were able to attend and participate in the 2018 NGA Summer Meeting in Santa Fe, New Mexico.

Thank you so much for serving on a panel to advise current governors about the importance of finishing strong during their final year in office and how to navigate work and life after serving as governor.

Your wisdom and practical advice about the opportunities and challenges concerning transitioning out of office provided valuable lessons for both governors and their chiefs of staff and received high praise from everyone in the room.

Again, thank you for your time and wisdom. We look forward to working with you in the future.

Sincerely,

Brian Sandoval
Governor of Nevada
National Governors Association

Steve Bullock
Governor of Montana
National Governors Association

AMERICAN OVERSIGHT

August 3, 2018

The Hon. Jane Swift
205 W. Hyde Park Pl.
Tampa, FL 33607

Dear Former Governor Swift,

On behalf of NGA, we are so pleased that you were able to attend and participate in the 2018 NGA Summer Meeting in Santa Fe, New Mexico.

Thank you so much for serving on a panel to advise current governors about the importance of finishing strong during their final year in office and how to navigate work and life after serving as governor.

Your wisdom and practical advice about the opportunities and challenges concerning transitioning out of office provided valuable lessons for both governors and their chiefs of staff and received high praise from everyone in the room.

Again, thank you for your time and wisdom. We look forward to working with you in the future.

Sincerely,

Brian Sandoval
Governor of Nevada
National Governors Association

Steve Bullock
Governor of Montana
National Governors Association

AMERICAN OVERSIGHT

Stephanie M. Klapstein

From: Malfabon, Rodolfo <RMalfabon@dot.nv.gov>
Sent: Thursday, August 30, 2018 4:36 PM
To: Andrew Clinger
Subject: NM339-18-002.pdf
Attachments: NM339-18-002.pdf

Here is the agreement. TMWA subsequently took it to their board for approval.

Rudy Malfabon, P.E.
Director
Nevada Department of Transportation
Office: 775-888-7440
Cell: 702-499-5084

zero Fatalities
Drive Safe Nevada

This communication, including any attachments, may contain confidential information and is intended only for the individual or entity to whom it is addressed. Any review, dissemination or copying of this communication by anyone other than the intended recipient is strictly prohibited. If you are not the intended recipient, please contact the sender by reply e-mail and delete all copies of the original message.

AMERICAN OVERSIGHT

DocuSign Envelope ID: 6988D8D5-ABD0-4533-BE93-D1B4890A5039

WATER RIGHTS MANAGEMENT AGREEMENT

THIS Water Rights Management Agreement ("Agreement") is made and entered into as of the date of the last signature below ("Effective Date") by and between the Department of Transportation of the State of Nevada ("NDOT"), the Truckee Meadows Water Authority ("TMWA"), and the TRI General Improvement District ("TRIGID") (each NDOT, TMWA, and TRIGID is a "Party" and collectively are referred to as the "Parties").

RECITALS

WHEREAS, the City of Reno, Nevada ("Reno") and City of Sparks, Nevada ("Sparks") own and operate a wastewater treatment plant facility in Washoe County known as the Truckee Meadows Water Reclamation Facility ("TMWRF"), which provides reclaimed water service to certain customers from effluent produced by TMWRF.

WHEREAS, TRIGID is a general improvement district created by Storey County pursuant to NRS Chapter 318 and 308 and provides community water and sewer service to customers within the Tahoe-Reno Industrial Center ("TRI Center") in Storey County, and whose customers require treated effluent for industrial and other purposes and would use potable water for these requirements unless the demand were satisfied with treated effluent.

WHEREAS, TMWA is a municipal water purveyor and joint powers authority which manages various groundwater and surface water resources in connection with its operations, and subject to the provisions of the Truckee River Operating Agreement ("TROA") and the Orr Ditch Decree has exclusive authority over the execution and implementation of its obligations thereunder, including management of TMWA water resources recognized therein.

WHEREAS, Reno, Sparks, and TRIGID have entered into that certain Agreement for Treated Effluent dated September 13, 2017 ("Effluent Agreement") attached hereto as Exhibit "A," pursuant to which, *inter alia*, Reno and Sparks have agreed to reserve and deliver to TRIGID up to 4,000 acre-feet annually of reclaimed water for resale to TRIGID customers in the TRI Center, and TRIGID has agreed to design, construct and operate a pipeline on the terms and conditions set forth in the Effluent Agreement.

WHEREAS, in some circumstances, where effluent generated at TMWRF is put to use as reclaimed water and is not returned to the Truckee River, secondary permits require an amount of water equal to the reclaimed water not returned to the Truckee River must be made up from other water sources, typically approved to be available for use in the same manner and to the same extent as the reclaimed water could have been used had it been returned to the Truckee River, under applicable regulatory provisions.

WHEREAS, Reno, Sparks, TRIGID, and TMWA have entered into that certain Return Flow Management Agreement dated _____, 2018 ("Return Flow Management Agreement"), pursuant to which, *inter alia*, Reno, Sparks, TRIGID, and TMWA have agreed that TMWA will manage, direct, schedule and allocate, on a day-to-day basis, certain water resources to satisfy return flow requirements arising from the delivery of reclaimed water to TRIGID under the Effluent Agreement in order to ensure that return flow to the Truckee River is no less than

AMERICAN OVERSIGHT

DocuSign Envelope ID: 6988D8D5-ABD0-4533-BE93-D1B4890A5039

would have been required by the State Engineer had reclaimed water been discharged as treated effluent to the Truckee River at TMWRF.

WHEREAS, TRIGID has pledged or will pledge 1,500 acre-feet of Truckee River water rights for TMWA's management under the Return Flow Management Agreement to satisfy a portion of the return flow requirements.

WHEREAS, NDOT's mission is to "[p]rovide, operate, and preserve a transportation system that enhances safety, quality of life and economic development through innovation, environmental stewardship and a dedicated workforce," and NDOT owns substantial Truckee River water rights in the Truckee Meadows that can be used for Return Flow Purposes (as such term is defined in the Return Flow Management Agreement) that would contribute to the safety, quality of life, economic development, innovation, and environmental stewardship elements of NDOT's mission and provide TWMA with additional water resources to support TMWA's Truckee River management responsibilities in connection with the Return Flow Management Agreement, provided that NDOT's Truckee River water rights are approved for such use by the Nevada Division of Water Resources ("NDWR").

NOW THEREFORE, for good and valuable consideration, the receipt and sufficiency of which is hereby acknowledged, the Parties agree as follows:

ARTICLE I
AUTHORITY FOR AGREEMENT

1.1 Interlocal Cooperation Act. Chapter 277 of the Nevada Revised Statutes provide general and specific authority for the actions contemplated herein. Under the Interlocal Cooperation Act, an Interlocal Agreement is defined as including an agreement by public agencies to "obtain a service" from another public agency. NRS 277.110 expressly provides that "[a]ny two or more public agencies may enter into agreements with one another for joint or cooperative action" under the Interlocal Cooperation Act. The Parties agree that the nature of the water-rights management duties assumed by TMWA under this Agreement constitute a service for NDOT's benefit as well as TRIGID's benefit for purposes of NRS 277.110.

ARTICLE II
NDOT'S TRUCKEE MEADOWS WATER RIGHTS

2.1 NDOT's Water Rights in the Truckee Meadows. NDOT owns a significant amount of land within the Truckee Meadows, primarily acquired for roads and highways. Some of this land includes appurtenant Truckee River water rights adjudicated under the *Orr Ditch Decree*. However, for many of these water rights, NDOT has not prepared and filed reports of conveyance with NDWR to confirm its ownership and as a result are not yet titled properly to reflect NDOT as the legal owner within NDWR records. These water rights include the water rights described and discussed in that certain *Inventory and Documentation for Validation of Truckee River Water Rights Summary Report* dated June 5, 2007 and prepared for NDOT by HDR, Inc. (the "HDR Report"). There may be additional Truckee River water rights owned by NDOT that are not included in the HDR Report. For purposes of this Agreement, all water rights adjudicated in the *Orr Ditch Decree* in which NDOT has an ownership interest are the "NDOT Water Rights" (and

AMERICAN OVERSIGHT

DocuSign Envelope ID: 6988D8D5-ABD0-4533-BE93-D1B4890A5039

individually an "NDOT Water Right"), even if such a water right was omitted from the HDR Report.

2.2 NDOT's Future Water Right Needs. Part of the HDR Report included an assessment of NDOT's future water-right needs. The assessment concluded that an estimated 224 acre-feet ("Reserved Rights") would be needed by NDOT and other State Agencies for future needs.

2.3 NDOT's Desire to Dedicate the NDOT Water Rights for In-Stream Flows. NDOT desires to use a portion of the NDOT Water Rights up to, but not to exceed, 2,200 acre-feet (such amount referred to as the "State Return Flow Resources"), to satisfy part of the return flow requirement arising from the use of reclaimed water delivered to TRIGID that is not returned to the Truckee River according to applicable permits, including without limitation water resources that may legally be used for such purposes, and desires that TMWA manage the NDOT Water Rights as contemplated in the Return Flow Management Agreement and as set forth in this Agreement.

2.4 NDOT's Desire for NDOT Water Rights to be Properly titled within NDWR Records. NDOT may have more or less Truckee River water rights than what was identified in the HDR Report. If more NDOT Water Rights are identified during the efforts carried out in Article III of this Agreement, TRIGID shall prepare reports of conveyance, chains of title, and provide supporting documents for any additionally identified NDOT Water Rights, including any in excess of the State Return Flow Resources, at no expense to NDOT.

2.5 NDOT's Authorization for TMWA to Manage NDOT Water Rights. As the NDOT Water Rights become properly titled within NDWR records (and thereafter become available for use as State Return Flow Resources), and after the Reserved Rights have been reserved to meet the requirements in Section 2.2 of this Agreement, NDOT authorizes TMWA and TRIGID to identify, select, file, and prosecute change applications with NDWR for the State Return Flow Resources and authorizes TMWA to manage such titled State Return Flow Resources and change applications to satisfy return flow requirements as contemplated under the terms of the Return Flow Management Agreement.

ARTICLE III
PROVING-UP NDOT'S TRUCKEE MEADOWS WATER RIGHTS AND PROSECUTION OF CHANGE APPLICATIONS

3.1 Proving Title to NDOT Water Rights. The Parties agree the report of conveyance process through which NDWR records will be updated to show NDOT's ownership will take time to complete. The Parties also agree that reports of conveyance with the appropriate supporting documents may be submitted to NDWR on a rolling basis as the title to individual water rights is researched and confirmed. The Parties also acknowledge it is NDOT's intent that TRIGID, at no cost to TMWA or NDOT, will complete the research and, for those NDOT Water Rights with clear title, prepare ownership summary updates to NDOT for all of the NDOT Water Rights, including preparation of reports of conveyance, chains of title, and supporting documents for any NDOT Water Rights, including any in excess of the State Return Flow Resources.

AMERICAN OVERSIGHT

NV-DA-20-0615-A-004575

DocuSign Envelope ID: 6988D8D5-ABD0-4533-BE93-D1B4890A5039

3.2 Change Applications. In addition to reports of conveyance, the Parties agree that applications to change the manner of use to authorize use of the NDOT Water Rights for Return Flow Purposes may be submitted to NDWR and prosecuted to successful conclusion for State Return Flow Resources for which reports of conveyance have been submitted or concurrently with such reports of conveyance.

3.3 No Cost to NDOT. The Parties agree that the title research and processing work necessary to bring NDWR's records current with respect to ownership of the NDOT Water Rights (including State Return Flow Resources) and change applications of State Return Flow Resources for Return Flow Purposes shall be completed at no cost to NDOT or TMWA, it being the Parties' intention that TRIGID be responsible for such costs. Part of the consideration to NDOT for entering into this Agreement and authorizing the use of NDOT Water Rights to be managed by TMWA for Return Flow Purposes is the benefit of having the title research and processing work performed by others at their cost and expense, including all fees and charges to prove NDOT's ownership of the NDOT Water Rights and change their manner of use for Return Flow Purposes.

3.4 NDOT's Right to Approve NDWR Submissions. Before any proposed report of conveyance or change application pertaining to any NDOT Water Right is submitted to NDWR, NDOT must receive such proposed submission for its review. No proposed report of conveyance or change application pertaining to any NDOT Water Right shall be submitted to NDWR without NDOT's written approval, which approval may be provided by email from the Director of NDOT or his/her delegate.

3.5 Notices of Pledge. To ensure that State Return Flow Resources are used for Return Flow Purposes in a manner consistent with this Agreement and the agreements referenced above, the Parties agree to execute a Notice of Pledge, in substantially the same form as Exhibit B attached hereto, identifying the State Return Flow Resources approved for Return Flow Purposes by NDWR and file copies of same with Washoe County Recorder and NDWR.

ARTICLE IV
RETURN FLOW MANAGEMENT

4.1 TMWA Management of Return Flows. NDOT acknowledges that the TMWA is responsible for managing, directing, and scheduling the allocation and use of the Managed Resources (as defined in the Return Flow Management Agreement) to support delivery of reclaimed water supply to TRIGID pursuant to the Return Flow Management Agreement, and, accordingly, TMWA will administer the day-to-day management of return flow accounting and has the sole discretion as to which water is used to satisfy return flow requirements under the terms of the Return Flow Management Agreement.

4.2 NDOT Authorization for TMWA Management. NDOT acknowledges and agrees that any State Return Flow Resources authorized for use for Return Flow Purposes by NDWR will be managed and utilized by TMWA for Return Flow Purposes during the Term of this Agreement.

AMERICAN OVERSIGHT

NV-DA-20-0615-A-004576

DocuSign Envelope ID: 6988D8D5-ABD0-4533-BE93-D1B4890A5039

ARTICLE V
TERM AND TERMINATION

5.1 Term. Except as otherwise provided herein, this Agreement shall commence upon the Effective Date and shall have a term that runs concurrently with the term(s) of the Effluent Agreement.

5.2 Termination. This Agreement may be terminated:

(a) by written consent of NDOT, TMWA, and TRIGID; or

(b) if the Return Flow Management Agreement is terminated for any reason, in which event this Agreement shall automatically terminate on the termination date of the Return Flow Management Agreement.

In the event this Agreement is terminated, no Party shall have any further obligations or liabilities hereunder.

ARTICLE VI
NOTICES

All notices or other communications required or permitted to be given under this Agreement shall be in writing and shall be deemed to have been duly given if delivered personally in hand, or by certified mail, return receipt requested, postage prepaid on the date posted, and addressed to the other party at the address set forth below:

FOR DEPARTMENT:

Rudy Malfabon, P.E., Director
Attn.: Ruth Borrelli
Nevada Department of Transportation
Chief Right of Way Agent
1263 South Stewart Street
Carson City, Nevada 89712
Phone: 775-888-7440
E-mail: RBorrelli@dot.nv.gov

With a copy to:

Dennis Gallagher, Chief Counsel
1263 South Stewart Street, Room 315
Carson City, NV 89713
Phone: 775-888-7420
E-mail: dgallagher@ag.nv.gov

FOR TMWA:

General Manager
Attn: Mark Foree
Truckee Meadows Water Authority
1355 Corporate Blvd.
Reno, Nevada 89502

AMERICAN OVERSIGHT

DocuSign Envelope ID: 6988D8D5-ABD0-4533-BE93-D1B4890A5039

With a copy to: McDonald Carano LLP
Attn: Michael Pagni, Esq.
P.O. Box 2670
Reno, Nevada 89505

FOR TRIGID: TRI General Improvement District
c/o Farr West Engineering
ATTN: Chad Knight
5510 Longley Lane
Reno, NV 89511

With a copy to: Robert M. Sader, Esq.
8600 Technology Way, #101
Reno, NV 89521

ARTICLE VII
MISCELLANEOUS

7.1 Breach and Remedies. Failure of any Party to perform any obligation of this Agreement shall be deemed a breach. Except as otherwise provided for by law or this Agreement, the rights and remedies of the Parties set forth in this Agreement shall not be exclusive and are in addition to any other rights and remedies provided by law or equity, including but not limited to the recovery of actual damages, and the prevailing party's reasonable attorney's fees and costs.

7.2 No Waiver of Defenses. The Parties do not waive and intend to assert available NRS Chapter 41 liability limitations in all cases. Contract liability of any Party shall not be subject to special damages, consequential damages or punitive damages.

7.3 Force Majeure. No Party shall be deemed to be in violation of this Agreement if it is prevented from performing any of its obligations hereunder due to strikes, failure of public transportation, civil or military authority, act of public enemy, accidents, fires, explosions, or acts of God, including without limitations, earthquakes, floods, winds, or storms. In such an event the intervening cause must not be through the fault of the party asserting such an excuse, and the excused Party is obligated to promptly perform in accordance with the terms of the Agreement after the intervening cause ceases.

AMERICAN OVERSIGHT

DocuSign Envelope ID: 6988D8D5-ABD0-4533-BE93-D1B4890A5039

7.4 Indemnity. To the fullest extent of NRS Chapter 41 liability limitations, each party shall indemnify, hold harmless, and defend, not excluding others' right to participate, the other Parties from and against all liability, claims, actions, damages, losses, and expenses, including but not limited to reasonable attorney's fees and costs, arising out of any alleged negligent or willful acts or omissions of the party, its officers, employees, and agents. Such obligation shall not be construed to negate, abridge, or otherwise reduce any other right or obligation of indemnity, which would otherwise exist as to any party or person, described herein. This indemnification obligation is conditioned upon service of written notice to the other Parties within thirty (30) calendar days of the indemnified Party's notice of actual or pending claim or cause of action. The indemnifying Party (or Parties) shall not be liable for reimbursement of any attorney's fees and costs incurred by the indemnified Party due to said Party exercising its right to participate with legal counsel.

7.5 Party Independence. The Parties are associated with each other only for the purposes and to the extent set forth in this Agreement. Each Party is and shall be a public agency separate and distinct from the other Parties and shall have the right to supervise, manage, operate, control, and direct performance of the details incident to its duties under this Agreement. Nothing contained in this Agreement shall be deemed or construed to create a partnership or joint venture, to create relationships of an employer-employee or principal-agent, or to otherwise create any liability for one agency whatsoever with respect to the indebtedness, liabilities, and obligations of the other agency or any other Party.

7.6 No Waiver of Breach. Failure to declare a breach or the actual waiver of any particular breach of the Agreement or its material or nonmaterial terms by any Party shall not operate as a waiver by such Party of any of its rights or remedies as to any other breach, including another breach of the same provision.

7.7 Severability. The illegality or invalidity of any provision or portion of this Agreement shall not affect the validity of the remainder of the Agreement and this Agreement shall be construed as if such provision did not exist. The unenforceability of such provision or provisions shall not be held to render any other provision or provisions of this Agreement unenforceable.

7.8 Assignment. No Party shall assign, transfer, or delegate any rights, obligations, or duties under this Agreement without the prior written consent of the other Parties.

7.9 No Conveyance of Property. Except as otherwise provided by this Agreement, all or any property presently owned by either party shall remain in such ownership upon termination

AMERICAN OVERSIGHT

DocuSign Envelope ID: 6988D8D5-ABD0-4533-BE93-D1B4890A5039

of this Agreement, and there shall be no transfer of property between the parties pursuant to this Agreement.

7.10 Public Records. Pursuant to NRS Chapter 239, information or documents may be open to public inspection and copying. The Parties will have the duty to disclose unless a particular record is confidential by law or a common law balancing of interests.

7.11 Confidentiality. Each party shall keep confidential all information, in whatever form, produced, prepared, observed, or received by that Party to the extent that such information is confidential by law or otherwise required by this Agreement.

7.12 Authority to Bind. The parties hereto represent and warrant that the person executing this Agreement on behalf of each party has full power and authority to enter into this Agreement and that the Parties are authorized by law to perform the services set forth herein.

7.13 Choice of Law. This Agreement and the rights and obligations of the parties hereto shall be governed by, and construed according to, the laws of the State of Nevada. The parties consent to the exclusive jurisdiction of the Nevada state district courts for enforcement of this Agreement.

7.14 Entire Agreement. This Agreement constitutes the entire agreement of the Parties and such is intended as a complete and exclusive statement of the promises, representations, negotiations, discussions, and other agreements that may have been made in connection with the subject matter hereof. Unless an integrated attachment to this Agreement specifically displays a mutual intent to amend a particular part of this Agreement, general conflicts in language between any such attachment and this Agreement shall be construed consistent with the terms of this Agreement. Unless otherwise expressly authorized by the terms of this Agreement, no modification or amendment to this Agreement shall be binding upon the Parties unless the same is in writing and signed by the respective Parties hereto and approved by the Attorney General.

[Signature Page Follows]

AMERICAN OVERSIGHT

DocuSign Envelope ID: 6988D8D5-ABD0-4533-BE93-D1B4890A5039

[*Signature Page Water Rights Management Agreement*]

IN WITNESS WHEREOF, the parties have duly executed this Agreement as of the date written below.

TMWA:

TRUCKEE MEADOWS WATER AUTHORITY

By:_____

Dated: _____

NDOT:

STATE OF NEVADA, DEPARTMENT OF TRANSPORTATION

By: DocuSigned by: _____ C4C7CE5CD584445...

Dated: 06/21/2018

APPROVED AS TO FORM:

By: DocuSigned by: Dennis Gallagher 65EE3F49CACD400...

Deputy Attorney General

TRIGID:

TRI GENERAL IMPROVEMENT DISTRICT

By:_____

Dated: _____

AMERICAN OVERSIGHT

DocuSign Envelope ID: 6988D8D5-ABD0-4533-BE93-D1B4890A5039

Exhibit A

INSERT COPY OF AGREEMENT FOR TREATED EFFLUENT (SEPT. 13, 2017)

AMERICAN OVERSIGHT

DocuSign Envelope ID: 6988D8D5-ABD0-4533-BE93-D1B4890A5039

Exhibit B

Exhibit B

AMERICAN OVERSIGHT

DocuSign Envelope ID: 6988D8D5-ABD0-4533-BE93-D1B4890A5039

WHEN RECORDED MAIL TO:

The undersigned hereby affirms that this document submitted for recording does not contain the social security number of any person or persons.
(Pursuant to NRS 239b.030)

ABOVE SPACE FOR RECORDER'S USE

NOTICE OF PLEDGE

TAKE NOTICE that the water rights listed on the attached Schedule A ("Water Rights") are subject to a Water Rights Management Agreement between the State of Nevada Department of Transportation, the Truckee Meadows Water Authority, and the TRI General Improvement District, pursuant to which the Water Rights are pledged for Return Flow Purposes as set forth in the Water Rights Management Agreement.

State of Nevada Department of Transportation	Truckee Meadows Water Authority
By: DocuSigned by: C4C7CE5CD584445...	By:
Signature	Signature
Rudy Malfabon	
Printed Name	Printed Name
06/21/2018	
Date	Date

AMERICAN OVERSIGHT

DocuSign Envelope ID: 6988D8D5-ABD0-4533-BE93-D1B4890A5039

NOTICE OF PLEDGE: SCHEDULE A
NDOT WATER RIGHTS PLEDGED AS TRUCKEE RIVER IN-STREAM FLOW

WATER RIGHT PERMIT NUMBER	DUTY	APN

AMERICAN OVERSIGHT

Stephanie M. Klapstein

From: Cory Hunt <cory.hunt@diversifynevada.com>
Sent: Friday, April 20, 2018 8:15 AM
To: Andrew Clinger
Cc: Derek Armstrong; Michael J. Willden; Paul Anderson
Subject: Nomination paragraph & attachment
Attachments: ACS_16_5YR_B19113.pdf

Hi Andrew-

Here's a paragraph for inclusion in the Governor's letter, as well as supporting information from the ACS.

Please let us know if you have any questions.

Thanks,
-Cory

# # #

Census Tract 32029970200 meets the qualifications established by H.R. 1 SEC. 1400Z(e) as a census tract contiguous with a low-income community. First, Census tract 32029970200 is contiguous with Census Tract 32019960201, a low-income community that is being submitted for designation as an Opportunity Zone. Second, the attached 2012-2016 American Community Survey demonstrates that the median family income of tract 32029970200 does not exceed 125 percent of the median family income of low-income community tract 32019960201. I nominate census tract 32029970200 as a qualified opportunity zone; my office stands ready to answer any questions or provide additional supporting information upon request. In the event that you do not designate this tract, I reserve my right to provide a substitute tract in its place.

AMERICAN OVERSIGHT

B19113

MEDIAN FAMILY INCOME IN THE PAST 12 MONTHS (IN 2016 INFLATION-ADJUSTED DOLLARS)

Universe: Families

2012-2016 American Community Survey 5-Year Estimates

Note: This is a modified view of the original table.

Supporting documentation on code lists, subject definitions, data accuracy, and statistical testing can be found on the American Community Survey website in the Data and Documentation section.

Sample size and data quality measures (including coverage rates, allocation rates, and response rates) can be found on the American Community Survey website in the Methodology section.

Tell us what you think. Provide feedback to help make American Community Survey data more useful for you.

Although the American Community Survey (ACS) produces population, demographic and housing unit estimates, it is the Census Bureau's Population Estimates Program that produces and disseminates the official estimates of the population for the nation, states, counties, cities and towns and estimates of housing units for states and counties.

	Census Tract 9602.01, Lyon County, Nevada	Census Tract 9702, Storey County, Nevada
	Estimate	Estimate
Median family income in the past 12 months (in 2016 inflation-adjusted dollars)	53,581	66,738

Data are based on a sample and are subject to sampling variability. The degree of uncertainty for an estimate arising from sampling variability is represented through the use of a margin of error. The value shown here is the 90 percent margin of error. The margin of error can be interpreted roughly as providing a 90 percent probability that the interval defined by the estimate minus the margin of error and the estimate plus the margin of error (the lower and upper confidence bounds) contains the true value. In addition to sampling variability, the ACS estimates are subject to nonsampling error (for a discussion of nonsampling variability, see Accuracy of the Data). The effect of nonsampling error is not represented in these tables.

While the 2012-2016 American Community Survey (ACS) data generally reflect the February 2013 Office of Management and Budget (OMB) definitions of metropolitan and micropolitan statistical areas; in certain instances the names, codes, and boundaries of the principal cities shown in ACS tables may differ from the OMB definitions due to differences in the effective dates of the geographic entities.

Estimates of urban and rural population, housing units, and characteristics reflect boundaries of urban areas defined based on Census 2010 data. As a result, data for urban and rural areas from the ACS do not necessarily reflect the results of ongoing urbanization.

Source: U.S. Census Bureau, 2012-2016 American Community Survey 5-Year Estimates

Explanation of Symbols:

1. An '**' entry in the margin of error column indicates that either no sample observations or too few sample observations were available to compute a standard error and thus the margin of error. A statistical test is not appropriate.
2. An '-' entry in the estimate column indicates that either no sample observations or too few sample observations were available to compute an estimate, or a ratio of medians cannot be calculated because one or both of the median estimates falls in the lowest interval or upper interval of an open-ended distribution.
3. An '-' following a median estimate means the median falls in the lowest interval of an open-ended distribution.
4. An '+' following a median estimate means the median falls in the upper interval of an open-ended distribution.
5. An '***' entry in the margin of error column indicates that the median falls in the lowest interval or upper interval of an open-ended distribution. A statistical test is not appropriate.
6. An '*****' entry in the margin of error column indicates that the estimate is controlled. A statistical test for sampling variability is not appropriate.
7. An 'N' entry in the estimate and margin of error columns indicates that data for this geographic area cannot be displayed because

AMERICAN OVERSIGHT

the number of sample cases is too small.

8. An '(X)' means that the estimate is not applicable or not available.

AMERICAN OVERSIGHT

Stephanie M. Klapstein

From: MicrosoftExchange329e71ec88ae4615bbc36ab6ce41109e@nv.onmicrosoft.com on behalf of Cory Hunt <cory.hunt@diversifynevada.com>
Sent: Friday, April 20, 2018 8:15 AM
To: Andrew Clinger
Cc: Derek Armstrong; Michael J. Willden; Paul Anderson
Subject: Nomination paragraph & attachment
Attachments: Nomination paragraph & attachment

Sender: cory.hunt@diversifynevada.com
Subject: Nomination paragraph & attachment
Message-Id: <MWHPR09MB151816FC15F7F63EEC935506EBB40@MWHPR09MB1518.namprd09.prod.outlook.com>
To: aclinger@gov.nv.gov
Cc: darmstrong@diversifynevada.com
Cc: mwillden@gov.nv.gov
Cc: paul.anderson@diversifynevada.com

AMERICAN OVERSIGHT

B19113

MEDIAN FAMILY INCOME IN THE PAST 12 MONTHS (IN 2016 INFLATION-ADJUSTED DOLLARS)

Universe: Families

2012-2016 American Community Survey 5-Year Estimates

Note: This is a modified view of the original table.

Supporting documentation on code lists, subject definitions, data accuracy, and statistical testing can be found on the American Community Survey website in the Data and Documentation section.

Sample size and data quality measures (including coverage rates, allocation rates, and response rates) can be found on the American Community Survey website in the Methodology section.

Tell us what you think. Provide feedback to help make American Community Survey data more useful for you.

Although the American Community Survey (ACS) produces population, demographic and housing unit estimates, it is the Census Bureau's Population Estimates Program that produces and disseminates the official estimates of the population for the nation, states, counties, cities and towns and estimates of housing units for states and counties.

	Census Tract 9602.01, Lyon County, Nevada	Census Tract 9702, Storey County, Nevada
	Estimate	Estimate
Median family income in the past 12 months (in 2016 inflation-adjusted dollars)	53,581	66,738

Data are based on a sample and are subject to sampling variability. The degree of uncertainty for an estimate arising from sampling variability is represented through the use of a margin of error. The value shown here is the 90 percent margin of error. The margin of error can be interpreted roughly as providing a 90 percent probability that the interval defined by the estimate minus the margin of error and the estimate plus the margin of error (the lower and upper confidence bounds) contains the true value. In addition to sampling variability, the ACS estimates are subject to nonsampling error (for a discussion of nonsampling variability, see Accuracy of the Data). The effect of nonsampling error is not represented in these tables.

While the 2012-2016 American Community Survey (ACS) data generally reflect the February 2013 Office of Management and Budget (OMB) definitions of metropolitan and micropolitan statistical areas; in certain instances the names, codes, and boundaries of the principal cities shown in ACS tables may differ from the OMB definitions due to differences in the effective dates of the geographic entities.

Estimates of urban and rural population, housing units, and characteristics reflect boundaries of urban areas defined based on Census 2010 data. As a result, data for urban and rural areas from the ACS do not necessarily reflect the results of ongoing urbanization.

Source: U.S. Census Bureau, 2012-2016 American Community Survey 5-Year Estimates

Explanation of Symbols:

1. An '**' entry in the margin of error column indicates that either no sample observations or too few sample observations were available to compute a standard error and thus the margin of error. A statistical test is not appropriate.
2. An '-' entry in the estimate column indicates that either no sample observations or too few sample observations were available to compute an estimate, or a ratio of medians cannot be calculated because one or both of the median estimates falls in the lowest interval or upper interval of an open-ended distribution.
3. An '-' following a median estimate means the median falls in the lowest interval of an open-ended distribution.
4. An '+' following a median estimate means the median falls in the upper interval of an open-ended distribution.
5. An '***' entry in the margin of error column indicates that the median falls in the lowest interval or upper interval of an open-ended distribution. A statistical test is not appropriate.
6. An '*****' entry in the margin of error column indicates that the estimate is controlled. A statistical test for sampling variability is not appropriate.
7. An 'N' entry in the estimate and margin of error columns indicates that data for this geographic area cannot be displayed because

AMERICAN OVERSIGHT

the number of sample cases is too small.

8. An '(X)' means that the estimate is not applicable or not available.

AMERICAN OVERSIGHT

Stephanie M. Klapstein

From: Route Fifty Today <news@e.routefifty.com>
Sent: Wednesday, June 27, 2018 4:03 AM
To: Mark Hutchison
Subject: 'Now comes the interesting part' with online sales tax collections for states

Problems viewing? View as a web page

Connecting state and local government leaders

Route Fifty Today June 27, 2018

'Now Comes the Interesting Part' With Online Sales Tax Collections

BILL LUCIA | Questions abound about how online retail sales tax policies will play out following a landmark Supreme Court decision.

Opportunity Zone Communities May Require Additional Investments

KATE ELIZABETH QUERAM | Experts said the program could benefit from more structured oversight.

U.S. Supreme Court Finds That California Crisis Pregnancy Law Violates Free Speech

LAURA MAGGI | The decision likely will have broader implications as other jurisdictions have imposed similar requirements on pregnancy centers.

Brought to you by Equifax

Flash Poll: The Threat Within

Insider threats originate from people within an organization who have inside information concerning its security practices, data, and computer systems. Recent years have seen devastating consequences from insider threats in

AMERICAN OVERSIGHT

government. A new poll of federal employees explores the gaps in current insider threat defenses. Download this GBC Flash Poll to learn more! Privacy Policy.

Download Now...

What a 'State of Fiscal Crisis' Will Bring in Harrisburg

MICHAEL GRASS | STATE AND LOCAL ROUNDUP | Spokane eliminates parking minimums in some areas … Florida audit looks at state procurement cards … and Columbus passes new anti-panhandling law.

Civic Tech in a Time of Technopessimism

ALEXIS MADRIGAL | THE ATLANTIC | Since 2016, the technology industry has been looking for answers. Code for America might have one.

Maine Tried a New Way of Voting. Will Other States Follow?

MATT VASILOGAMBROS | THE PEW CHARITABLE TRUSTS | Other states could follow Maine into ranked-choice voting, currently used in 11 cities across the country.

U.S. Cities Ready to Compete for a World Cup Windfall

MITCH HERCKIS | With estimates nearing a half billion in net economic benefit for cities that play host to the games, the 2026 World Cup makes Amazon HQ2 seem very 2018.

Help Us Honor the Best in State and Local Government

MITCH HERCKIS | Nominations for the third annual Route Fifty Navigator Awards are now open!

Brought to you by Equifax

Flash Poll: The Threat Within

Insider threats originate from people within an organization who have inside information concerning its security practices, data, and computer systems. Recent years have seen devastating consequences from insider threats in government. A new poll of federal employees explores the gaps in current insider threat defenses. Download this GBC Flash Poll to learn more! Privacy Policy.

Download Now...

This message was sent from Route Fifty to mhutchison@ltgov.nv.gov. You have been sent Route Fifty Today because you have opted in to receive it. Note: It may take our system up to two business days to process your unsubscribe request and during that time you may receive one or two more newsletters. Thank you for reading Route Fifty Today.

AMERICAN OVERSIGHT

AMERICAN OVERSIGHT

Stephanie M. Klapstein

From: Melissa Glenn <mglenn@nshe.nevada.edu>
Sent: Thursday, March 14, 2019 3:59 PM
To: brody.leiser@lcb.state.nv.us; jennifer.ouellette@lcb.state.nv.us
Cc: Thom Reilly; Andrew Clinger; Crystal Abba; NateMackinnon; Kyle Dalpe; Heidi Haartz; tmgreenameyer@finance.nv.gov; Darlene L. Baughn; 'Cindy.Jones@lcb.state.nv.us'; ahaartz@lcb.state.nv.us; Coffman, Sarah; susanbrown@finance.nv.gov; 'Krmpotic, Mark'
Subject: NSHE Response to Follow Up Questions from Feb 27 Budget Hearing
Attachments: NSHE Response_Follow up Questions from Feb 27 Hearing_FINAL.pdf

Good afternoon Brody and Jennifer,

Attached, please find the response from the Nevada System of Higher Education pertaining to the follow up questions from the NSHE's budget hearing on February 27th.

Thank you,
Melissa

Melissa Glenn
Executive Assistant, Finance
Nevada System of Higher Education/MS 0014
2601 Enterprise Road
Reno, NV 89512
775-784-3404
mglenn@nshe.nevada.edu

PUBLIC RECORDS NOTICE: In accordance with NRS Chapter 239, this email and responses, unless otherwise made confidential by law, may be subject to the Nevada Public Records laws and may be disclosed to the public upon request.

AMERICAN OVERSIGHT

NV-DA-20-0615-A-004595

Nevada System of Higher Education

System Administration
4300 South Maryland Parkway
Las Vegas, NV 89119-7530
Phone: 702-889-8426
Fax: 702-889-8492

System Administration
2601 Enterprise Road
Reno, NV 89512-1666
Phone: 775-784-4901
Fax: 775-784-1127

MEMORANDUM

DATE: March 14, 2019

TO: Brody Leiser, Senior Program Analyst
Jennifer Ouellette, Program Analyst
Fiscal Analysis Division

FROM: Thom
Dr. Thom Reilly, Chancellor
Nevada System of Higher Education

SUBJECT: **NSHE Response to Subcommittee on K-12/Higher Education/CIPs – Follow-up Questions from the February 27, 2019, NSHE Budget Hearing**

Below is the information you requested following the Subcommittee hearing on February 27, 2019. If you need additional information, please contact me or my staff.

University of Nevada, Reno – Rifle Team

1. **Public testimony indicated that a decision had been made to no longer continue funding for support of the UNR Rifle Team, and that the team would be replaced with Men's cross country. Please confirm how much funding was expended in FY 2018, and how much funding is budgeted in FY 2019 for the UNR rifle team. In the response please identify the source of revenue that supports the program, and identify whether or not the funding is budgeted in the UNR Intercollegiate Athletics state-supported operating budget, the self-supported operating budget, or a combination of both.**

   UNR Response:
   The table on the following page summarizes the budget for the UNR Rifle Team for FY 2018 and FY 2019.

AMERICAN OVERSIGHT

	FY 18 Actual	FY 19 Projected	FY 20 Beyond
Self-Supporting Subsidy from Athletics Funds	$302,251	$282,556	$312,718
Donor Funds	$21,391	$40,000	$40,000
Total Revenues	**$323,642**	**$323,556**	**$352,718**
Coaching Salaries	$10,222	$10,406	$10,718
Operations	$23,701	$30,150	$30,000
Facility Rental**	$0	$0	$30,000
Travel	$47,244	$40,000	$40,000
Financial Aid/Scholarships	$153,975	$153,000	$153,000
Overhead/Compliance	$88,500	$89,000	$89,000
Total Expenses	**$323,642**	**$322,556**	**$352,718**

** Rental space must be obtained to house the program going forward as the prior facility on Valley Road has recently been remodeled into academic laboratories for the College of Agriculture, Biotechnology, and Natural Resources.

UNR – Statewide Programs

2. **Regarding the NevadaTeach enhancement, please confirm that NSHE is requesting back language to be added to the 2019 Appropriations Act authorizing expenditure of the recommended $300,000 in General Fund appropriations in either year of the 2019-21 biennium.**

   NSHE Response:
   If the enhancement is approved by the Legislature, NSHE is requesting that language similar to what was included in SB 522 (2017 Session) Sec. 2 be included in the 2019 Appropriations Act, allowing the General Fund appropriations to be used in either year of the 2019-2021 biennium.

University of Nevada, Las Vegas – School of Medicine

3. **During the hearing, UNLV testified that work was being done to plan a 150,000 square foot Medical Education Building that would allow the class to expand to 120 students, and that renderings for the building would be complete in March. Previous communications indicated that all work on the UNLV Medical Education Building had been placed on hold. Please proved a detailed information on the testimony provided during the February 27, 2019, hearing, including:**

   a. **A summary of the factors that have led to UNLV determining that the 150,000 square foot building is the appropriate path to move forward with, and**

AMERICAN OVERSIGHT

whether that final plan has been approved by both the university and the Board of Regents.

UNLV Response:
UNLV has estimated that a 150,000 +/- square foot building would support core classroom, teaching, clinical skills, simulation, study, academic support and directly related functions for a UNLV School of Medicine (SOM) student class size of 120 students per year, resulting in total annual enrollment of 480 students. This facility would support the UNLV SOM in doubling its class size, to support Nevada's needs for physicians. UNLV SOM would also plan to continue to use some existing facilities in operation for faculty/staff, clinical practice and other needs that could not be accommodated in a 150,000 +/- square foot new building.

UNLV is currently developing a conceptual space program for this 150,000 square foot option to determine if it is feasible and worthy of further consideration and pursuit. As this plan is under development, it has neither been approved at this time by the university or the Board of Regents.

Previously, UNLV was proposing a comprehensive 220,000 square foot building that would have included classroom, clinical skills, simulation, student support and administration. It would also have included a learning resource center that could support all of the health sciences programs. This design could have potentially expanded to support a class size of 180 students per year, for total annual enrollment of 720 students.

The 150,000 square foot concept would require that most administrative functions be housed in a separate building, and that the learning center be scaled back to only support the school of medicine students.

b. Please provide a cost estimate through construction (inclusive of FF&E), based on the 150,000 square foot building.

UNLV Response:
As the study of this facility option is underway, a cost estimate through construction, inclusive of FF&E, has not yet been developed. At the conclusion of the conceptual study, UNLV will have a cost estimate. UNLV will work with the State of Nevada Public Works Division (SPWD) to further develop the cost estimate in accordance with SPWD standards.

c. Confirmation of whether the referenced efforts and plans for the building, are being coordinated with the State Public Works Division, and identification of the funding source to complete the referenced renderings (i.e., paid for with CIP funds from 17-C15, or another funding source).

AMERICAN OVERSIGHT

UNLV Response:
UNLV has been coordinating with SPWD on its efforts through direct discussions in December 2018 and January/February 2019, and through UNLV's input into the SPWD's January 23, 2019 SB 553 report to the Interim Finance Committee on Project 17-C15. UNLV advised SPWD that it is evaluating stakeholder needs and interests and assessing space programming and feasibility studies, space and program approaches for the School of Medicine to determine the most suitable and appropriate option going forward.

Direct discussions in January and February 2019 between UNLV and SPWD staff included an update that UNLV was looking at a facility space program option as described in the response to Question 3a of this document.

UNLV used institutional self-supporting resources to fund this conceptual study for this 150,000 +/- square foot building. These funds are not a part of State CIP funds, or funds specified or identified in SB 553.

d. An update on fundraising efforts for this project.

UNLV Response:
The initial lead donors for this project have paused their interest in this project. While other conversations are occurring to identify new lead donors of $25M +, none at this time have committed. It is not prudent for the University to pursue other gift commitments until the lead gifts are secured. Without a very substantial gift, it is not realistic to expect UNLV to raise $100M from private funds prior to commencing construction.

e. Please provide details regarding the alternative funding models that would combine private funds/financing that are being considered for the project, as referenced in the hearing presentation.

UNLV Response:
UNLV is still investigating options related to alternative funding models that would combine private funds and financing including the New Markets Tax Credits (NMTC); potential funding efficiency models such as Opportunity Zone financial participation; lease and lease-purchase project, and other models. While it is uncertain at this time whether any or all of these models would be feasible, UNLV believes these are worthy of consideration.

If any of these alternative funding models are considered further, UNLV would coordinate with SPWD on the requirements related to the state funding assigned to this project and other associated requirements.

AMERICAN OVERSIGHT

f. Given the delay in work on the approved 2017 CIP project, please provide an updated timeline for completion of planning and construction of the new building.

UNLV Response:
UNLV does not have an updated timeline for completion of planning and construction of the new building since an alternative space program, facility focus and funding options/models are still under consideration and determinations have not been made on these items. Once these items are better understood, UNLV will be able to make a more informed assessment, working with the SPWD and their standards and requirements for the project timeline.

UNLV expects to commence construction no later than July 2021 as required by the 9-acre parcel real property transfer agreement with Clark County. Once an updated conceptual space program is determined, UNLV will coordinate with SPWD to update the timeline in compliance with their schedule standards.

g. Does UNLV, or NSHE, anticipate requesting any additional state funding beyond the $25 million approved by the 2017 Legislature (S.B. 553) to support costs for the construction of a Medical Education Building?

UNLV Response:
Although the prior administration believed that the rest of the building construction could be raised privately, this expectation did not come to pass and the large gift that was expected did not materialize. This does raise the question of whether it is realistic to expect a university to raise this large an amount privately or whether this building should have been proposed in the manner of other CIPs wherein half of the funds are State funds and half are private. Although we have no plan to request another $50M, that kind of State support for a building of this importance to the university, the city, county and State would be in line with other CIPs. We understand the frustration with the unfulfilled promise of private funding but would appreciate support for UNLV's current efforts to move past that and get this important building off the ground.

Instructional Formula Budgets

4. Please provide detailed information relating to the Year 7 and Year 8 Performance Pool targets which are referenced on slide 33 of NSHE's presentation, including the specific targets by institution, and a detailed explanation as to how the targets were established.

NSHE Response:
A technical working group made up of institutional representatives was created by the Chancellor for the purpose of recommending point targets. Those point targets where then submitted to the Board for review and approval.

AMERICAN OVERSIGHT

Target Recommendations

The working group recommended extending the Year 6-point targets by applying 2.0 percent to the Year 6 target for Year 7 and applying 2.0 percent to the Year 7 target for Year 8 resulting in the following point targets:

	Year 6 Approved Point Targets	Recommended Point Target (+ 2%)	
		Year 7	Year 8
UNLV	2,414.1	2,462.4	2,511.6
UNR	1,683.1	1,716.8	1,751.1
NSC	309.7	315.9	322.2
CSN	3,639.2	3,712.0	3,786.2
GBC	397.9	405.9	414.0
TMCC	1,315.1	1,341.4	1,368.2
WNC	582.5	594.2	606.0

Rationale for Point Target Recommendations

For the purpose of background, in 2014 when point targets for Year 3 and Year 4 of the Performance Pool were established, the approved point targets were based on actual points in the 2012-13 baseline year. Points are based on weighted outcomes in defined metrics that are included in the attached tables. The Year 3 target was established by applying 2.0 percent increase to actual 2012-13 figure for the universities and community colleges and a 4.0 percent increase for the state college. The Year 4 target applied the 2.0 percent increase to the Year 3 target for the universities and community colleges and a 4.0 percent increase for the state college.

Year 5 and Year 6 targets were established in 2016 by applying a 2.0 percent increase to the Year 4 targets for Year 5 and a 2.0 percent increase to the Year 5 target for Year 6 across all institutions. Thus, the Year 5 and Year 6 targets are an extension of the prior year's targets based on the initial 2012-13 baseline year.

In recommending the point targets for Year 7 and Year 8, it is important to recognize the accumulated target increase since the 2012-13 baseline as depicted in the following table:

	Baseline	Approved Point Targets				% Increase (Yr 6 over Baseline)
	2012-13 Actual	Year 3	Year 4	Year 5	Year 6	
UNLV	2,230.3	2,274.9	2,320.4	2,366.8	2,414.1	8.2%
UNR	1,554.9	1,586.0	1,617.8	1,650.1	1,683.1	8.2%
NSC	275.2	286.2	297.7	303.6	309.7	12.5%
CSN	3,362.1	3,429.3	3,497.9	3,567.8	3,639.2	8.2%
GBC	367.6	375.0	382.5	390.1	397.9	8.2%
TMCC	1,215.0	1,239.3	1,264.0	1,289.3	1,315.1	8.2%
WNC	538.1	548.9	559.9	571.1	582.5	8.2%

Relative to the Year 6 approved point target, the working group recommended a 2 percent increase for Year 7 and Year 8 as noted in the following table:

AMERICAN OVERSIGHT

	Baseline	Approved Point Targets				Recommended		% Increase
	2012-13 Actual	Year 3	Year 4	Year 5	Year 6	Year 7	Year 8	(Yr 8 over Baseline)
UNLV	2,230.3	2,274.9	2,320.4	2,366.8	2,414.1	2,462.4	2,511.6	12.6%
UNR	1,554.9	1,586.0	1,617.8	1,650.1	1,683.1	1,716.8	1,751.1	12.6%
NSC	275.2	286.2	297.7	303.6	309.7	315.9	322.2	17.1%
CSN	3,362.1	3,429.3	3,497.9	3,567.8	3,639.2	3,712.0	3,786.2	12.6%
GBC	367.6	375.0	382.5	390.1	397.9	405.9	414.0	12.6%
TMCC	1,215.0	1,239.3	1,264.0	1,289.3	1,315.1	1,341.4	1,368.2	12.6%
WNC	538.1	548.9	559.9	571.1	582.5	594.2	606.0	12.6%

It should be noted that a 12.6 percent to 17.1 percent growth in outcome metrics is an impressive rate of growth over an 8-year period. Already during the first five years of the program NSHE experienced growth of 2,642 additional undergraduate degrees (Associate or Bachelor's) and 120 additional certificates per year. This growth has been accomplished through a number of institutional and systemwide efforts, including but not limited to the following:

- 15 to Finish enrollment intensity and student achievement campaign;
- Gateway course completion initiative;
- Block scheduling;
- Accelerated degree programs;
- Reverse transfer; and
- Alternative pathways to graduation.

These programs and initiatives are indicative of the type of behavior changing programs the performance pool is intended to incentivize. However, degrees are a lagging outcome, tied in large part to enrollment from earlier years.

The growth in degrees is linked to the consistent enrollment growth in the NSHE institutions from 2007 to 2010 (8,306 additional students). Every NSHE institution saw enrollment growth between 2007 and 2010. However, from 2010 to 2015 enrollment in NSHE institutions declined by 8,685 students. Only UNR and NSC have had steady enrollment growth since 2010. UNLV's enrollment declined, but then began to grow again in 2014 and 2015. Since 2012, CSN, GBC, TMCC, and WNC generally experienced declining enrollment with some fluctuations.

Additionally, both the National Center for Education Statistics and the Western Interstate Commission for Higher Education project total Nevada high school graduates to show little growth until 2022, leading to continued challenges in enrollment growth within the state. This drop in enrollment over the more recent years will make sustaining year over year growth in completions highly unlikely.

Resetting the baseline year of the model would exacerbate the problem as it would reset the institutions at the higher level that was achieved during the periods of greatest enrollment growth, and then require them to sustain continued growth above it. In practical terms resetting the baseline would require a 37 percent growth over 8 years for UNR and a 50 percent growth for NSC.

AMERICAN OVERSIGHT

For these reasons the working group recommended extending the 2 percent growth figures to Year 7 and Year 8 as an appropriately aggressive goal for the institutions to strive towards achieving for the purpose of earning back the 20 percent carveout of funds in each year.

5. **Regarding the Board of Regents' requested funding for Summer School to support STEM and Education programs (which was not included in <u>The Executive Budget</u>), please provide the estimated cost by institution that would be required to support Summer School for <u>all</u> degree programs.**

NSHE Response:
The estimated cost to support Summer School for all degree programs ranges from approximately $32.6 million to approximately $43.9 million, excluding pre-requisite courses for nursing and nursing courses, which are currently GF supported.

The Board of Regents recommendation for Summer school funding was based on WSCH data. The table below includes WSCH earned during the Summer 2017 semester, excluding F grades for non-attendance. The table also projects the cost using the WSCH dollar value for FY 2018 ($156.01), which is the same amount used to calculate the M203 decision unit, caseload growth, for the instruction accounts.

Summer 2017: WSCH earned by Institution		
Institution	Completed WSCH	Estimated GF Cost
UNLV	127,828	$19,94,392
UNR	53,108	$8,285,332
NSC	19,495	$3,041,415
CSN	58,410	$9,112,544
GBC	5,579	$714,370
TMCC	15,697	$2,448,811
WNC	2,139	$333,705
Total	281,255	$43,878,569

According to the Budget to Actual Comparison for Summer School, 2018, report, NSHE institutions earned revenue totaling $33.7 million and incurred expenses totaling $32.6 million. The table below provides this information by institution.

AMERICAN OVERSIGHT

2018 SUMMER SCHOOL *Actuals* SOURCE AND USE OF FUNDS BY APPROPRIATION AREA					
Appropriaiton Area	2018 Opening Account Balance $	2018 Acutal Revenue $	2018 Actual Expenditures $	2018 Ending Account Balance $	Net Increase (Decrease) In Funds $
UNR	398,037	7,985,517	7,653,637	729,917	331,880
UNLV	1,051,280	16,787,324	16,226,852	1,611,752	560,472
CSN	402,934	5,700,595	5,396,961	706,568	303,634
GBC	298,003	365,583	300,352	363,235	65,232
TMCC	115,000	1,435,045	1,550,045	0	-115,000
WNC	129,502	152,550	265,057	16,995	-112,507
NSC	464,916	1,248,492	1,184,831	528,577	63,661
NSHE TOTAL	2,859,672	33,675,106	32,577,735	3,957,044	1,097,372

6. **Regarding the recommendation to utilize FY 2018 as the base year, as compared to prior policy of utilizing the odd numbered year (i.e., FY 2019) for the NSHE budgets, please confirm that the recommendation would apply on a prospective basis, and that if approved, the requested and recommended budgets (including the application of the WSCH calculated value) would continue to be based on the even numbered year in future biennium (2021-23 biennium and beyond).**

   NSHE Response:
   The "base" budget year was shifted from the odd numbered fiscal year (FY 2019) to the even numbered fiscal year (2018) based on requests from NSHE institutions and in concurrence with the Governor's Finance Office. This shift allows NSHE to be aligned with the State Budget Instructions and Executive branch agencies. NSHE will continue to use the first year of each biennium (the even numbered fiscal year) as the base budget year, moving forward.

7. **In regards to the $1.7 million in research augmentation funding that has been included in UNLV's base budget, please address the following:**

   a. **Please provide a brief, but specific summary of what the annual $1.7 million research augmentation in UNLV's research O&M funding supported in the current biennium, and how those funds were used to support an expansion or growth in research activities at UNLV.**

      UNLV Response:
      The $1.7 million in research augmentation funding was crucial to UNLV's efforts to expand research activities and infrastructure. The funds were applied to ongoing research operations and maintenance support, including lab renovations and building infrastructure upgrades.

AMERICAN OVERSIGHT

These investments helped UNLV increase its ability to attract sponsored funding and attain R1 “very high research” activity status in the Carnegie Classification of Institutions of Higher Education. This is the gold standard for university research classifications; less than three percent of higher education institutions nationwide achieve this designation.

b. If the $1.7 million was used as match to obtain additional federal and non-federal research grant funding, please identify the number of additional grants and total grant funding obtained.

UNLV Response:
None of the $1.7 million was used as a match to obtain additional federal or non-federal research grant funding.

c. Please provide a detailed explanation as to how the university intends to expend this recommended funding in the 2019-21 biennium.

UNLV Response:
In the next biennium, UNLV will continue to use the research augmentation funding to expand research activities and infrastructure. The funds will support ongoing research operations and maintenance support, as well as including lab renovations and building infrastructure upgrades.

These ongoing investments are important to UNLV’s goal of maintaining R1 “very high research” activity status in the Carnegie Classification of Institutions of Higher Education.

d. Please provide a summary of how much dedicated research space existed at UNLV in FY 2013, and how that space compares to the identified research space for the upcoming 2019-21 biennium.

UNLV Response:
Table 1 below indicates the assignable square feet of research space at UNLV for FY13 and FY19. In FY13, UNLV had 213,145 assignable square feet (asf) dedicated to research space. This space included any space categorized as a research lab or research lab service, including the School of Dental Medicine and School of Medicine.

As of FY19, we have 228,105 assignable square feet dedicated to research space. However, it is important to note that many of our research labs are also serving as classroom laboratory space due to a high deficit (197,183 asf) of teaching laboratory space. For example, the Colleges of Engineering and Sciences estimate that 40% of their research labs are also being used to support academic courses.

AMERICAN OVERSIGHT

Table 1. Assignable Square Feet of Research Space at UNLV from 2013 - 2018

Fiscal Year	Research Labs / Service
FY13	213,145
FY19	228,105

8. **For both UNR and UNLV, please provide a detailed description of how the universities analyze workload requirements relating to the split of time for faculty in their instructional and research workload splits. If available, please provide what the workload split requirements are for each university, by individual department, and how the workload splits compare to national standards and/or the workload splits for the universities peer R1 institutions.**

   UNLV Response:
   UNLV follows NSHE's policy that the standard instructional load of faculty members involved in research and other creative activities is 9-credit hours per semester, compared to the 12-credit hour load for instructional faculty. The 3-credit hour reduction allows faculty to devote time to research and creative activities. In addition, faculty with large research agendas or who perform other functions seminal to the university's mission (curriculum enhancement, institutional and community service, administrative responsibilities) may have additional portions of their instructional load reassigned to these activities, in accordance with the UNLV Workload Assignment Policy and Guidelines. All workload reassignments are reviewed and approved by department Chairs/Directors and Deans. Each semester, approximately 18% of the total faculty workload is reassigned to research and creative activities.

   Additionally, pursuant to NSHE's policy, UNLV conducts annual evaluations of each faculty member's performance, which takes into consideration their workload in research and instruction, including any workload reassignments. This practice provides the academic unit the flexibility to adjust load as necessary, to meet departmental educational responsibilities, and to align faculty activity with UNLV's instructional and research missions.

   Workload policy at most research universities, including elite R1 institutions and UNLV's aspirational peers, does not typically define a specific credit hour load, but instead relies on annual reviews of faculty to allow the academic unit to adjust workload based upon departmental needs and the standard practices in various academic disciplines. However, the typical practice at R1 universities is that research active faculty teach two 3-credit courses per semester, with lower amounts of teaching for highly research active faculty and for faculty in disciplines with high expectations for grant activity.

AMERICAN OVERSIGHT

UNR Response:
UNR Response: For tenure-track faculty, typical appointments are 40% teaching, 40% research, and 20% service. The actual number and type of classes taught by faculty varies among disciplines and whether the department has a doctoral program. Teaching loads are generally consistent with or slightly higher than disciplines at R1 universities. Full-time lecturers have an expectation of teaching the equivalent of 4 course per semester. Both tenure-track faculty and lecturers are typically on “B” contracts (9 months) and may teach additional classes during the summer session, for which they receive overload compensation.

AMERICAN OVERSIGHT

The table below show comparison of Research-Active Tenure-Track Faculty with peer RI institutions:

College/School	R1 University (Course/Year)	UNR (Course/Year)
Education	5.0	5.0
Journalism**	4.0	4.0
Business	4.0	5.0
Social Work **	4.0	5.0
Science		
Biology	1.6	2.0
Chemistry	2.0	2.0
Geography	3.5	3.0
Geology	2.5	4.0
Mathematics	3.0	4.0
Mining & Metallurgical Engineering	3.0	4.0
Physics	2.0	2.0
Liberal Arts		
Anthropology	4.0	5.0
Art **	4.0	5.0
Communication Studies **	4.0	6.0
Criminal Justice **	4.0	5.0
English	4.0	4.0
History	4.0	4.0
Music **	4.0	5.0
Philosophy **	4.0	6.0
Political Science	4.0	4.0
Psychology	4.0	4.0
Theatre & Dance **	4.0	6.0
World Languages & Literatures **	4.0	6.0
Community Health Science	3.0	4.0
Nursing	unavailable	unavailable
College of Agriculture, Biotechnology, and Natural Resources		
Ag/Nutrition/Vet Science	2.0	2.0
Animal & Rangeland Science	2.0	2.0
Biochemistry	2.0	2.0
Natural Resources and Environmental Science	2.0	2.0
Engineering		
Chemical & Materials	3.0	3.0
Civil & Environmental	3.0	3.0

AMERICAN OVERSIGHT

Note:
1.) R1 university comparison institutions on semester systems are Colorado State University, University of Arizona, University of Hawaii, University of New Mexico, University of Utah, Washington State University, and Montana State University
2.) ** Does not have PhD program
3.) Teaching loads for research-active tenure track faculty

9. For both UNR and UNLV, please provide detailed information on the documented outcomes that the universities have achieved as a direct result of the dedicated funding for the operation and maintenance of research space in the state-supported operating budgets.

UNLV Response:
UNLV's operations and maintenance budget for FY19 is approximately $36 million or 12% of the total formula budget. The dedicated funding for O&M of research space is currently $5.6M, which represents over 15% of the $36 million O&M budget.

The investments in operation and maintenance of research space helped UNLV increase its research expenditures from $39M in fiscal year 2013-14 to $89M in fiscal year 2017-18, which was key to attaining R1 "very high research" activity status in the Carnegie Classification of Institutions of Higher Education.

Research activities incur higher design, operating and maintenance costs, such as climate-controlled and particle-free environments, and specialized plumbing and ventilation systems.

The Center for Business & Economic Research (CBER) conservatively estimates that maintaining Top Tier status will result in more than 2,000 new jobs, more than $800M in additional economic output, and close to an additional $500M in personal income for the State of Nevada annually by 2025.

UNR Response:
As part of the funding formula, the University of Nevada, Reno receives funds as a carve-out for dedicated research space that, while not a direct generator of Weighted Student Credit Hours, nonetheless is crucial to the research mission of the institution. Below is a listing of the buildings that have dedicated research space supported by these funds. While grants are rarely tied to specific facilities, the appended Table 1 shows details of funding in the amount of $300,566,409 that was generated in FY16 - FY18 through research grants and contracts conducted in these buildings on the University of Nevada, Reno Campus:

1. Ansari Business Building
2. Center for Molecular Medicine
3. Chemistry Building
4. Davidson Math and Science Center
5. Edna S. Brigham Clinical Education Building

AMERICAN OVERSIGHT

6. Fleischmann Agriculture
7. Howard Medical Sciences
8. Leifson Physics
9. Mackay Science
10. Nell J. Redfield Building
11. Palmer Engineering
12. Paul Laxalt Mineral Research
13. Sarah H. Fleischmann Building
14. Savitt Medical Science
15. Schrugham Engineering and Mines

Average funding per year during the period FY16 - FY18 was $100,184,897.
Also shown is the total funding generated over a five-year period (FY14 – FY18) – a total of $668,259,258.

Due to the support provided through the research O&M carve-out, the buildings listed above were maintained at a level that allowed such a concentrated level of research activity in those spaces. The outcome of the having such well-maintained space and the research activity has been the achievement of Carnegie R-1 Doctoral University – Very high research activity classification. The R-1 classification reflects the very high levels of research expenditures, number of research personnel, and conferral of doctorate degrees.

RESEARCH AWARDS RECEIVED						
	FY2016	FY2017	FY2018	5-years (2014-2018)	Avg of 2016-201	
RESOURCE ECONOMICS				312.00		Ansari Business Building
Microbiology, Pharmacology, Psyciology & Cell Biology	21,117,380.46	17,221,772.58	27,763,938.00	271,407,579.60	22,034,363.68	Center for Molecular Medicine
CHEMISTRY	747,802.20	2,342,896.00	766,113.00	6,548,036.55	1,285,603.73	Chemistry Building
Dean-College of Science, Mathematics	1,117,666.00	-452,408.17	728,685.00	5,621,532.89	464,647.61	Davidson Math And Science Cntr
FAMILY & COMMUNITY MEDICINE			24,650.00	24,650.00	24,650.00	Edna S. Brigham Clinical Education Building
Ag, Nutrition & Vet Sci, Dean - CABNR, Natural Resourc	2,611,318.00	5,173,142.65	4,305,058.00	24,179,037.30	4,029,839.55	Fleischmann Agriculture
BIOCHEMISTRY	1,761,741.00	2,418,811.50	2,738,221.00	12,034,165.00	2,306,257.83	Howard Medical Sciences
PHYSICS	3,453,204.50	5,135,795.88	1,461,735.00	16,089,793.38	3,350,245.13	Leifson Physics
GEOGRAPHY	166,726.00	58,722.50	2,499,710.00	5,472,618.52	908,386.17	Mackay Science
SPEECH PATHOLOGY AND AUDIOLOGY			4,888.00	4,888.00	4,888.00	Nell J.Redfield Building
MECH ENGR	928,623.75	461,587.50	1,056,864.00	4,507,844.05	815,691.75	Palmer Engineering
Chem Met engr, nctr neotec studies, geological sciences, mining engr, seismology lab	4,360,802.28	4,852,195.20	5,214,035.00	24,392,222.63	4,809,010.83	Paul Laxalt Mineral Research
BIOLOGY	3,507,055.49	3,956,901.24	5,165,403.00	21,370,027.14	4,209,786.58	Sarah H.Fleischmann Building
SURGERY	379,258.00	267,499.00		962,218.69	323,378.50	Savitt Medical Science
Civil & envir eng, computer sci & engr, dean - college of engr, electrical/biomed engr, gbc-geothermal energy, nbmg	11,845,785.37	10,762,440.35	13,770,104.00	63,588,425.60	12,126,109.91	Scrugham Engineering and Mines
FACULTY-OTHER COLLEGES	155,544.00	155,554.00	155,555.00	860,017.78	155,551.00	Numerous Facilities
	93,205,859.16	**89,912,052.84**	**117,436,779.00**	**668,259,258.23**	**100,184,897.00**	
Note:						
Individual departments are listed in uppercase						
Combinations of multiple departments are listed in lower case						

10. During the hearing, Great Basin College indicated that its CTE enrollment in FY 2019 was at its largest levels experienced to date. In that regard, please provide detailed information regarding the number of students enrolled in CTE courses, the credit hours earned (fall semester actual and spring semester estimated),

AMERICAN OVERSIGHT

and the resulting WSCHs (fall semester actual and spring semester estimated) for FY 2019 as compared to FY 2018.

GBC Response:
The table below summarizes the number of actual and projected student credit hour for CTE courses for FY 2018 and FY 2019.

Student Credit Hours				
Trade/Tech Program	FY 2018	FY 2019		
		Fall 2018	Spring 2019 (est)	Total (est)
Diesel Technology (DT)	954.5	604.5	744.0	1,348.5
Electrical System (ELM)	1,735.0	1,102.0	1,626.0	2,728.0
Instrumentation Technology (IT)	955.5	320.0	796.0	1,116.0
Machine Tool Technology (MTT)	-	82.0	53.0	135.0
Technical Arts (TA)	80.0	88.0	-	88.0
Welding Technology (WELD)	965.5	555.0	697.0	1,252.0
Woodworking (WOOD)	-	-	-	-
Tech/Trades Cluster Totals	**4,690.5**	**2,751.5**	**3,916.0**	**6,667.5**
Weighted Student Credit Hours				
Tech/Trades Cluster Totals	**19,020.0**	**10,994.0**	**unknown**	**unknown**

Based on preliminary Spring 2019 figures, it is estimated that the Student Credit Hours for FY 2019 will be approximately 2,000 higher than FY 2018.

The Weighted Student Credit Hours (WSCH) for FY 2019 cannot be calculated until the end of the Spring semester, after grades have been posted. WSCH data is generally available in mid to late June.

11. **During the hearing, the Subcommittee expressed interest in understanding how overall state support for higher education impacts the instructional formula budgets. In particular, the Subcommittee is interested in how state scholarship programs support student registration fees, in which a portion of these fees are deposited in the state-supported operating instructional formula budgets. In that regard, please address the following:**

    a. **Is it possible for NSHE to identify how much registration fee revenue in the state-supported operating instructional formula budgets is attributable to state-supported scholarship programs (e.g., Millennium Scholarship, Silver State Opportunity Grant, Nevada Promise Scholarship)?**

    b. **If the information in 9.a. is available, please provide the amount of registration fee revenue that was booked in the state-supported operating**

AMERICAN OVERSIGHT

instructional formula budgets, by institution, and by scholarship program for FY 2018, and the amounts estimated for FY 2019, if available.

NSHE Response:
NSHE cannot identify how much registration fee revenue in the state-supported operating instructional formula budgets is attributable to state-supported scholarship programs. Many students receive multiple grants and scholarships that may be from a variety of sources including, but not limited to, federal funds (i.e. Pell grants), private funds (i.e. private scholarships), and institutional funds (fee generated). They may also receive funds in the form of student loans. Depending on the timing, a student may also make a payment to their account either before or after financial aid is applied. All such funds are processed through the student's account; therefore, it is not possible to determine which dollars are attributable to which sources when a student's fees are paid.

cc: Mark Krmpotic, Senate Fiscal Analyst, LCB
Cindy Jones, Assembly Fiscal Analyst, LCB
Alex Haartz, Principal Deputy Fiscal Analyst, LCB
Sarah Coffman, Principal Deputy Fiscal Analyst, LCB
Susan Brown, Director, Governor's Finance Office
Tiffany Greenameyer, Executive Branch Budget Officer, Governor's Finance Office
Darlene Baughn, Executive Branch Budget Officer, Governor's Finance Office
Andrew Clinger, Chief Financial Officer, NSHE
Crystal Abba, Vice Chancellor for Academic and Student Affairs, NSHE
Nate Mackinnon, Vice Chancellor for Community Colleges, NSHE
Kyle Dalpe, Interim Executive Director of Legislative Affairs, NSHE

AMERICAN OVERSIGHT

Stephanie M. Klapstein

From: Melissa Glenn <mglenn@nshe.nevada.edu>
Sent: Thursday, March 14, 2019 3:59 PM
To: brody.leiser@lcb.state.nv.us; jennifer.ouellette@lcb.state.nv.us
Cc: Thom Reilly; Andrew Clinger; Crystal Abba; NateMackinnon; Kyle Dalpe; Heidi Haartz; tmgreenameyer@finance.nv.gov; Darlene L. Baughn; 'Cindy.Jones@lcb.state.nv.us'; ahaartz@lcb.state.nv.us; Coffman, Sarah; susanbrown@finance.nv.gov; 'Krmpotic, Mark'
Subject: NSHE Response to Follow Up Questions from Feb 27 Budget Hearing
Attachments: NSHE Response_Follow up Questions from Feb 27 Hearing_FINAL.pdf

Good afternoon Brody and Jennifer,

Attached, please find the response from the Nevada System of Higher Education pertaining to the follow up questions from the NSHE's budget hearing on February 27th.

Thank you,
Melissa

Melissa Glenn
Executive Assistant, Finance
Nevada System of Higher Education/MS 0014
2601 Enterprise Road
Reno, NV 89512
775-784-3404
mglenn@nshe.nevada.edu

PUBLIC RECORDS NOTICE: In accordance with NRS Chapter 239, this email and responses, unless otherwise made confidential by law, may be subject to the Nevada Public Records laws and may be disclosed to the public upon request.

AMERICAN OVERSIGHT

Nevada System of Higher Education

System Administration
4300 South Maryland Parkway
Las Vegas, NV 89119-7530
Phone: 702-889-8426
Fax: 702-889-8492

System Administration
2601 Enterprise Road
Reno, NV 89512-1666
Phone: 775-784-4901
Fax: 775-784-1127

MEMORANDUM

DATE: March 14, 2019

TO: Brody Leiser, Senior Program Analyst
Jennifer Ouellette, Program Analyst
Fiscal Analysis Division

FROM: Thom
Dr. Thom Reilly, Chancellor
Nevada System of Higher Education

SUBJECT: **NSHE Response to Subcommittee on K-12/Higher Education/CIPs – Follow-up Questions from the February 27, 2019, NSHE Budget Hearing**

Below is the information you requested following the Subcommittee hearing on February 27, 2019. If you need additional information, please contact me or my staff.

University of Nevada, Reno – Rifle Team

1. **Public testimony indicated that a decision had been made to no longer continue funding for support of the UNR Rifle Team, and that the team would be replaced with Men's cross country. Please confirm how much funding was expended in FY 2018, and how much funding is budgeted in FY 2019 for the UNR rifle team. In the response please identify the source of revenue that supports the program, and identify whether or not the funding is budgeted in the UNR Intercollegiate Athletics state-supported operating budget, the self-supported operating budget, or a combination of both.**

   UNR Response:
   The table on the following page summarizes the budget for the UNR Rifle Team for FY 2018 and FY 2019.

AMERICAN OVERSIGHT

	FY 18 Actual	FY 19 Projected	FY 20 Beyond
Self-Supporting Subsidy from Athletics Funds	$302,251	$282,556	$312,718
Donor Funds	$21,391	$40,000	$40,000
Total Revenues	**$323,642**	**$323,556**	**$352,718**
Coaching Salaries	$10,222	$10,406	$10,718
Operations	$23,701	$30,150	$30,000
Facility Rental**	$0	$0	$30,000
Travel	$47,244	$40,000	$40,000
Financial Aid/Scholarships	$153,975	$153,000	$153,000
Overhead/Compliance	$88,500	$89,000	$89,000
Total Expenses	**$323,642**	**$322,556**	**$352,718**

** Rental space must be obtained to house the program going forward as the prior facility on Valley Road has recently been remodeled into academic laboratories for the College of Agriculture, Biotechnology, and Natural Resources.

UNR – Statewide Programs

2. **Regarding the NevadaTeach enhancement, please confirm that NSHE is requesting back language to be added to the 2019 Appropriations Act authorizing expenditure of the recommended $300,000 in General Fund appropriations in either year of the 2019-21 biennium.**

   NSHE Response:
   If the enhancement is approved by the Legislature, NSHE is requesting that language similar to what was included in SB 522 (2017 Session) Sec. 2 be included in the 2019 Appropriations Act, allowing the General Fund appropriations to be used in either year of the 2019-2021 biennium.

University of Nevada, Las Vegas – School of Medicine

3. **During the hearing, UNLV testified that work was being done to plan a 150,000 square foot Medical Education Building that would allow the class to expand to 120 students, and that renderings for the building would be complete in March. Previous communications indicated that all work on the UNLV Medical Education Building had been placed on hold. Please proved a detailed information on the testimony provided during the February 27, 2019, hearing, including:**

   a. **A summary of the factors that have led to UNLV determining that the 150,000 square foot building is the appropriate path to move forward with, and**

AMERICAN OVERSIGHT

whether that final plan has been approved by both the university and the Board of Regents.

UNLV Response:
UNLV has estimated that a 150,000 +/- square foot building would support core classroom, teaching, clinical skills, simulation, study, academic support and directly related functions for a UNLV School of Medicine (SOM) student class size of 120 students per year, resulting in total annual enrollment of 480 students. This facility would support the UNLV SOM in doubling its class size, to support Nevada's needs for physicians. UNLV SOM would also plan to continue to use some existing facilities in operation for faculty/staff, clinical practice and other needs that could not be accommodated in a 150,000 +/- square foot new building.

UNLV is currently developing a conceptual space program for this 150,000 square foot option to determine if it is feasible and worthy of further consideration and pursuit. As this plan is under development, it has neither been approved at this time by the university or the Board of Regents.

Previously, UNLV was proposing a comprehensive 220,000 square foot building that would have included classroom, clinical skills, simulation, student support and administration. It would also have included a learning resource center that could support all of the health sciences programs. This design could have potentially expanded to support a class size of 180 students per year, for total annual enrollment of 720 students.

The 150,000 square foot concept would require that most administrative functions be housed in a separate building, and that the learning center be scaled back to only support the school of medicine students.

b. Please provide a cost estimate through construction (inclusive of FF&E), based on the 150,000 square foot building.

UNLV Response:
As the study of this facility option is underway, a cost estimate through construction, inclusive of FF&E, has not yet been developed. At the conclusion of the conceptual study, UNLV will have a cost estimate. UNLV will work with the State of Nevada Public Works Division (SPWD) to further develop the cost estimate in accordance with SPWD standards.

c. Confirmation of whether the referenced efforts and plans for the building, are being coordinated with the State Public Works Division, and identification of the funding source to complete the referenced renderings (i.e., paid for with CIP funds from 17-C15, or another funding source).

AMERICAN OVERSIGHT

UNLV Response:
UNLV has been coordinating with SPWD on its efforts through direct discussions in December 2018 and January/February 2019, and through UNLV's input into the SPWD's January 23, 2019 SB 553 report to the Interim Finance Committee on Project 17-C15. UNLV advised SPWD that it is evaluating stakeholder needs and interests and assessing space programming and feasibility studies, space and program approaches for the School of Medicine to determine the most suitable and appropriate option going forward.

Direct discussions in January and February 2019 between UNLV and SPWD staff included an update that UNLV was looking at a facility space program option as described in the response to Question 3a of this document.

UNLV used institutional self-supporting resources to fund this conceptual study for this 150,000 +/- square foot building. These funds are not a part of State CIP funds, or funds specified or identified in SB 553.

d. An update on fundraising efforts for this project.

UNLV Response:
The initial lead donors for this project have paused their interest in this project. While other conversations are occurring to identify new lead donors of $25M +, none at this time have committed. It is not prudent for the University to pursue other gift commitments until the lead gifts are secured. Without a very substantial gift, it is not realistic to expect UNLV to raise $100M from private funds prior to commencing construction.

e. Please provide details regarding the alternative funding models that would combine private funds/financing that are being considered for the project, as referenced in the hearing presentation.

UNLV Response:
UNLV is still investigating options related to alternative funding models that would combine private funds and financing including the New Markets Tax Credits (NMTC); potential funding efficiency models such as Opportunity Zone financial participation; lease and lease-purchase project, and other models. While it is uncertain at this time whether any or all of these models would be feasible, UNLV believes these are worthy of consideration.

If any of these alternative funding models are considered further, UNLV would coordinate with SPWD on the requirements related to the state funding assigned to this project and other associated requirements.

AMERICAN OVERSIGHT

f. Given the delay in work on the approved 2017 CIP project, please provide an updated timeline for completion of planning and construction of the new building.

UNLV Response:
UNLV does not have an updated timeline for completion of planning and construction of the new building since an alternative space program, facility focus and funding options/models are still under consideration and determinations have not been made on these items. Once these items are better understood, UNLV will be able to make a more informed assessment, working with the SPWD and their standards and requirements for the project timeline.

UNLV expects to commence construction no later than July 2021 as required by the 9-acre parcel real property transfer agreement with Clark County. Once an updated conceptual space program is determined, UNLV will coordinate with SPWD to update the timeline in compliance with their schedule standards.

g. Does UNLV, or NSHE, anticipate requesting any additional state funding beyond the $25 million approved by the 2017 Legislature (S.B. 553) to support costs for the construction of a Medical Education Building?

UNLV Response:
Although the prior administration believed that the rest of the building construction could be raised privately, this expectation did not come to pass and the large gift that was expected did not materialize. This does raise the question of whether it is realistic to expect a university to raise this large an amount privately or whether this building should have been proposed in the manner of other CIPs wherein half of the funds are State funds and half are private. Although we have no plan to request another $50M, that kind of State support for a building of this importance to the university, the city, county and State would be in line with other CIPs. We understand the frustration with the unfulfilled promise of private funding but would appreciate support for UNLV's current efforts to move past that and get this important building off the ground.

Instructional Formula Budgets

4. Please provide detailed information relating to the Year 7 and Year 8 Performance Pool targets which are referenced on slide 33 of NSHE's presentation, including the specific targets by institution, and a detailed explanation as to how the targets were established.

NSHE Response:
A technical working group made up of institutional representatives was created by the Chancellor for the purpose of recommending point targets. Those point targets where then submitted to the Board for review and approval.

AMERICAN OVERSIGHT

Target Recommendations

The working group recommended extending the Year 6-point targets by applying 2.0 percent to the Year 6 target for Year 7 and applying 2.0 percent to the Year 7 target for Year 8 resulting in the following point targets:

	Year 6 Approved Point Targets	Recommended Point Target (+ 2%)	
		Year 7	Year 8
UNLV	2,414.1	2,462.4	2,511.6
UNR	1,683.1	1,716.8	1,751.1
NSC	309.7	315.9	322.2
CSN	3,639.2	3,712.0	3,786.2
GBC	397.9	405.9	414.0
TMCC	1,315.1	1,341.4	1,368.2
WNC	582.5	594.2	606.0

Rationale for Point Target Recommendations

For the purpose of background, in 2014 when point targets for Year 3 and Year 4 of the Performance Pool were established, the approved point targets were based on actual points in the 2012-13 baseline year. Points are based on weighted outcomes in defined metrics that are included in the attached tables. The Year 3 target was established by applying 2.0 percent increase to actual 2012-13 figure for the universities and community colleges and a 4.0 percent increase for the state college. The Year 4 target applied the 2.0 percent increase to the Year 3 target for the universities and community colleges and a 4.0 percent increase for the state college.

Year 5 and Year 6 targets were established in 2016 by applying a 2.0 percent increase to the Year 4 targets for Year 5 and a 2.0 percent increase to the Year 5 target for Year 6 across all institutions. Thus, the Year 5 and Year 6 targets are an extension of the prior year's targets based on the initial 2012-13 baseline year.

In recommending the point targets for Year 7 and Year 8, it is important to recognize the accumulated target increase since the 2012-13 baseline as depicted in the following table:

	Baseline	Approved Point Targets				% Increase (Yr 6 over Baseline)
	2012-13 Actual	Year 3	Year 4	Year 5	Year 6	
UNLV	2,230.3	2,274.9	2,320.4	2,366.8	2,414.1	8.2%
UNR	1,554.9	1,586.0	1,617.8	1,650.1	1,683.1	8.2%
NSC	275.2	286.2	297.7	303.6	309.7	12.5%
CSN	3,362.1	3,429.3	3,497.9	3,567.8	3,639.2	8.2%
GBC	367.6	375.0	382.5	390.1	397.9	8.2%
TMCC	1,215.0	1,239.3	1,264.0	1,289.3	1,315.1	8.2%
WNC	538.1	548.9	559.9	571.1	582.5	8.2%

Relative to the Year 6 approved point target, the working group recommended a 2 percent increase for Year 7 and Year 8 as noted in the following table:

AMERICAN OVERSIGHT

	Baseline	Approved Point Targets				Recommended		% Increase
	2012-13 Actual	Year 3	Year 4	Year 5	Year 6	Year 7	Year 8	(Yr 8 over Baseline)
UNLV	2,230.3	2,274.9	2,320.4	2,366.8	2,414.1	2,462.4	2,511.6	12.6%
UNR	1,554.9	1,586.0	1,617.8	1,650.1	1,683.1	1,716.8	1,751.1	12.6%
NSC	275.2	286.2	297.7	303.6	309.7	315.9	322.2	17.1%
CSN	3,362.1	3,429.3	3,497.9	3,567.8	3,639.2	3,712.0	3,786.2	12.6%
GBC	367.6	375.0	382.5	390.1	397.9	405.9	414.0	12.6%
TMCC	1,215.0	1,239.3	1,264.0	1,289.3	1,315.1	1,341.4	1,368.2	12.6%
WNC	538.1	548.9	559.9	571.1	582.5	594.2	606.0	12.6%

It should be noted that a 12.6 percent to 17.1 percent growth in outcome metrics is an impressive rate of growth over an 8-year period. Already during the first five years of the program NSHE experienced growth of 2,642 additional undergraduate degrees (Associate or Bachelor's) and 120 additional certificates per year. This growth has been accomplished through a number of institutional and systemwide efforts, including but not limited to the following:

- 15 to Finish enrollment intensity and student achievement campaign;
- Gateway course completion initiative;
- Block scheduling;
- Accelerated degree programs;
- Reverse transfer; and
- Alternative pathways to graduation.

These programs and initiatives are indicative of the type of behavior changing programs the performance pool is intended to incentivize. However, degrees are a lagging outcome, tied in large part to enrollment from earlier years.

The growth in degrees is linked to the consistent enrollment growth in the NSHE institutions from 2007 to 2010 (8,306 additional students). Every NSHE institution saw enrollment growth between 2007 and 2010. However, from 2010 to 2015 enrollment in NSHE institutions declined by 8,685 students. Only UNR and NSC have had steady enrollment growth since 2010. UNLV's enrollment declined, but then began to grow again in 2014 and 2015. Since 2012, CSN, GBC, TMCC, and WNC generally experienced declining enrollment with some fluctuations.

Additionally, both the National Center for Education Statistics and the Western Interstate Commission for Higher Education project total Nevada high school graduates to show little growth until 2022, leading to continued challenges in enrollment growth within the state. This drop in enrollment over the more recent years will make sustaining year over year growth in completions highly unlikely.

Resetting the baseline year of the model would exacerbate the problem as it would reset the institutions at the higher level that was achieved during the periods of greatest enrollment growth, and then require them to sustain continued growth above it. In practical terms resetting the baseline would require a 37 percent growth over 8 years for UNR and a 50 percent growth for NSC.

AMERICAN OVERSIGHT

For these reasons the working group recommended extending the 2 percent growth figures to Year 7 and Year 8 as an appropriately aggressive goal for the institutions to strive towards achieving for the purpose of earning back the 20 percent carveout of funds in each year.

5. **Regarding the Board of Regents' requested funding for Summer School to support STEM and Education programs (which was not included in <u>The Executive Budget</u>), please provide the estimated cost by institution that would be required to support Summer School for <u>all</u> degree programs.**

NSHE Response:
The estimated cost to support Summer School for all degree programs ranges from approximately $32.6 million to approximately $43.9 million, excluding pre-requisite courses for nursing and nursing courses, which are currently GF supported.

The Board of Regents recommendation for Summer school funding was based on WSCH data. The table below includes WSCH earned during the Summer 2017 semester, excluding F grades for non-attendance. The table also projects the cost using the WSCH dollar value for FY 2018 ($156.01), which is the same amount used to calculate the M203 decision unit, caseload growth, for the instruction accounts.

Summer 2017: WSCH earned by Institution		
Institution	Completed WSCH	Estimated GF Cost
UNLV	127,828	$19,94,392
UNR	53,108	$8,285,332
NSC	19,495	$3,041,415
CSN	58,410	$9,112,544
GBC	5,579	$714,370
TMCC	15,697	$2,448,811
WNC	2,139	$333,705
Total	281,255	$43,878,569

According to the Budget to Actual Comparison for Summer School, 2018, report, NSHE institutions earned revenue totaling $33.7 million and incurred expenses totaling $32.6 million. The table below provides this information by institution.

AMERICAN OVERSIGHT

2018 SUMMER SCHOOL
Actuals
SOURCE AND USE OF FUNDS BY APPROPRIATION AREA

Appropriaiton Area	2018 Opening Account Balance $	2018 Acutal Revenue $	2018 Actual Expenditures $	2018 Ending Account Balance $	Net Increase (Decrease) In Funds $
UNR	398,037	7,985,517	7,653,637	729,917	331,880
UNLV	1,051,280	16,787,324	16,226,852	1,611,752	560,472
CSN	402,934	5,700,595	5,396,961	706,568	303,634
GBC	298,003	365,583	300,352	363,235	65,232
TMCC	115,000	1,435,045	1,550,045	0	-115,000
WNC	129,502	152,550	265,057	16,995	-112,507
NSC	464,916	1,248,492	1,184,831	528,577	63,661
NSHE TOTAL	2,859,672	33,675,106	32,577,735	3,957,044	1,097,372

6. **Regarding the recommendation to utilize FY 2018 as the base year, as compared to prior policy of utilizing the odd numbered year (i.e., FY 2019) for the NSHE budgets, please confirm that the recommendation would apply on a prospective basis, and that if approved, the requested and recommended budgets (including the application of the WSCH calculated value) would continue to be based on the even numbered year in future biennium (2021-23 biennium and beyond).**

   NSHE Response:
   The "base" budget year was shifted from the odd numbered fiscal year (FY 2019) to the even numbered fiscal year (2018) based on requests from NSHE institutions and in concurrence with the Governor's Finance Office. This shift allows NSHE to be aligned with the State Budget Instructions and Executive branch agencies. NSHE will continue to use the first year of each biennium (the even numbered fiscal year) as the base budget year, moving forward.

7. **In regards to the $1.7 million in research augmentation funding that has been included in UNLV's base budget, please address the following:**

   a. **Please provide a brief, but specific summary of what the annual $1.7 million research augmentation in UNLV's research O&M funding supported in the current biennium, and how those funds were used to support an expansion or growth in research activities at UNLV.**

      UNLV Response:
      The $1.7 million in research augmentation funding was crucial to UNLV's efforts to expand research activities and infrastructure. The funds were applied to ongoing research operations and maintenance support, including lab renovations and building infrastructure upgrades.

AMERICAN OVERSIGHT

These investments helped UNLV increase its ability to attract sponsored funding and attain R1 “very high research” activity status in the Carnegie Classification of Institutions of Higher Education. This is the gold standard for university research classifications; less than three percent of higher education institutions nationwide achieve this designation.

b. If the $1.7 million was used as match to obtain additional federal and non-federal research grant funding, please identify the number of additional grants and total grant funding obtained.

UNLV Response:
None of the $1.7 million was used as a match to obtain additional federal or non-federal research grant funding.

c. Please provide a detailed explanation as to how the university intends to expend this recommended funding in the 2019-21 biennium.

UNLV Response:
In the next biennium, UNLV will continue to use the research augmentation funding to expand research activities and infrastructure. The funds will support ongoing research operations and maintenance support, as well as including lab renovations and building infrastructure upgrades.

These ongoing investments are important to UNLV’s goal of maintaining R1 “very high research” activity status in the Carnegie Classification of Institutions of Higher Education.

d. Please provide a summary of how much dedicated research space existed at UNLV in FY 2013, and how that space compares to the identified research space for the upcoming 2019-21 biennium.

UNLV Response:
Table 1 below indicates the assignable square feet of research space at UNLV for FY13 and FY19. In FY13, UNLV had 213,145 assignable square feet (asf) dedicated to research space. This space included any space categorized as a research lab or research lab service, including the School of Dental Medicine and School of Medicine.

As of FY19, we have 228,105 assignable square feet dedicated to research space. However, it is important to note that many of our research labs are also serving as classroom laboratory space due to a high deficit (197,183 asf) of teaching laboratory space. For example, the Colleges of Engineering and Sciences estimate that 40% of their research labs are also being used to support academic courses.

AMERICAN OVERSIGHT

Table 1. Assignable Square Feet of Research Space at UNLV from 2013 - 2018

Fiscal Year	Research Labs / Service
FY13	213,145
FY19	228,105

8. **For both UNR and UNLV, please provide a detailed description of how the universities analyze workload requirements relating to the split of time for faculty in their instructional and research workload splits. If available, please provide what the workload split requirements are for each university, by individual department, and how the workload splits compare to national standards and/or the workload splits for the universities peer R1 institutions.**

   UNLV Response:
   UNLV follows NSHE's policy that the standard instructional load of faculty members involved in research and other creative activities is 9-credit hours per semester, compared to the 12-credit hour load for instructional faculty. The 3-credit hour reduction allows faculty to devote time to research and creative activities. In addition, faculty with large research agendas or who perform other functions seminal to the university's mission (curriculum enhancement, institutional and community service, administrative responsibilities) may have additional portions of their instructional load reassigned to these activities, in accordance with the UNLV Workload Assignment Policy and Guidelines. All workload reassignments are reviewed and approved by department Chairs/Directors and Deans. Each semester, approximately 18% of the total faculty workload is reassigned to research and creative activities.

   Additionally, pursuant to NSHE's policy, UNLV conducts annual evaluations of each faculty member's performance, which takes into consideration their workload in research and instruction, including any workload reassignments. This practice provides the academic unit the flexibility to adjust load as necessary, to meet departmental educational responsibilities, and to align faculty activity with UNLV's instructional and research missions.

   Workload policy at most research universities, including elite R1 institutions and UNLV's aspirational peers, does not typically define a specific credit hour load, but instead relies on annual reviews of faculty to allow the academic unit to adjust workload based upon departmental needs and the standard practices in various academic disciplines. However, the typical practice at R1 universities is that research active faculty teach two 3-credit courses per semester, with lower amounts of teaching for highly research active faculty and for faculty in disciplines with high expectations for grant activity.

AMERICAN OVERSIGHT

UNR Response:
UNR Response: For tenure-track faculty, typical appointments are 40% teaching, 40% research, and 20% service. The actual number and type of classes taught by faculty varies among disciplines and whether the department has a doctoral program. Teaching loads are generally consistent with or slightly higher than disciplines at R1 universities. Full-time lecturers have an expectation of teaching the equivalent of 4 course per semester. Both tenure-track faculty and lecturers are typically on “B” contracts (9 months) and may teach additional classes during the summer session, for which they receive overload compensation.

AMERICAN OVERSIGHT

The table below show comparison of Research-Active Tenure-Track Faculty with peer RI institutions:

College/School	R1 University (Course/Year)	UNR (Course/Year)
Education	5.0	5.0
Journalism**	4.0	4.0
Business	4.0	5.0
Social Work **	4.0	5.0
Science		
Biology	1.6	2.0
Chemistry	2.0	2.0
Geography	3.5	3.0
Geology	2.5	4.0
Mathematics	3.0	4.0
Mining & Metallurgical Engineering	3.0	4.0
Physics	2.0	2.0
Liberal Arts		
Anthropology	4.0	5.0
Art **	4.0	5.0
Communication Studies **	4.0	6.0
Criminal Justice **	4.0	5.0
English	4.0	4.0
History	4.0	4.0
Music **	4.0	5.0
Philosophy **	4.0	6.0
Political Science	4.0	4.0
Psychology	4.0	4.0
Theatre & Dance **	4.0	6.0
World Languages & Literatures **	4.0	6.0
Community Health Science	3.0	4.0
Nursing	unavailable	unavailable
College of Agriculture, Biotechnology, and Natural Resources		
Ag/Nutrition/Vet Science	2.0	2.0
Animal & Rangeland Science	2.0	2.0
Biochemistry	2.0	2.0
Natural Resources and Environmental Science	2.0	2.0
Engineering		
Chemical & Materials	3.0	3.0
Civil & Environmental	3.0	3.0

AMERICAN OVERSIGHT

Note:
1.) R1 university comparison institutions on semester systems are Colorado State University, University of Arizona, University of Hawaii, University of New Mexico, University of Utah, Washington State University, and Montana State University
2.) ** Does not have PhD program
3.) Teaching loads for research-active tenure track faculty

9. For both UNR and UNLV, please provide detailed information on the documented outcomes that the universities have achieved as a direct result of the dedicated funding for the operation and maintenance of research space in the state-supported operating budgets.

UNLV Response:
UNLV's operations and maintenance budget for FY19 is approximately $36 million or 12% of the total formula budget. The dedicated funding for O&M of research space is currently $5.6M, which represents over 15% of the $36 million O&M budget.

The investments in operation and maintenance of research space helped UNLV increase its research expenditures from $39M in fiscal year 2013-14 to $89M in fiscal year 2017-18, which was key to attaining R1 "very high research" activity status in the Carnegie Classification of Institutions of Higher Education.

Research activities incur higher design, operating and maintenance costs, such as climate-controlled and particle-free environments, and specialized plumbing and ventilation systems.

The Center for Business & Economic Research (CBER) conservatively estimates that maintaining Top Tier status will result in more than 2,000 new jobs, more than $800M in additional economic output, and close to an additional $500M in personal income for the State of Nevada annually by 2025.

UNR Response:
As part of the funding formula, the University of Nevada, Reno receives funds as a carve-out for dedicated research space that, while not a direct generator of Weighted Student Credit Hours, nonetheless is crucial to the research mission of the institution. Below is a listing of the buildings that have dedicated research space supported by these funds. While grants are rarely tied to specific facilities, the appended Table 1 shows details of funding in the amount of $300,566,409 that was generated in FY16 - FY18 through research grants and contracts conducted in these buildings on the University of Nevada, Reno Campus:

1. Ansari Business Building
2. Center for Molecular Medicine
3. Chemistry Building
4. Davidson Math and Science Center
5. Edna S. Brigham Clinical Education Building

AMERICAN OVERSIGHT

6. Fleischmann Agriculture
7. Howard Medical Sciences
8. Leifson Physics
9. Mackay Science
10. Nell J. Redfield Building
11. Palmer Engineering
12. Paul Laxalt Mineral Research
13. Sarah H. Fleischmann Building
14. Savitt Medical Science
15. Schrugham Engineering and Mines

Average funding per year during the period FY16 - FY18 was $100,184,897.
Also shown is the total funding generated over a five-year period (FY14 – FY18) – a total of $668,259,258.

Due to the support provided through the research O&M carve-out, the buildings listed above were maintained at a level that allowed such a concentrated level of research activity in those spaces. The outcome of the having such well-maintained space and the research activity has been the achievement of Carnegie R-1 Doctoral University – Very high research activity classification. The R-1 classification reflects the very high levels of research expenditures, number of research personnel, and conferral of doctorate degrees.

RESEARCH AWARDS RECEIVED						
	FY2016	FY2017	FY2018	5-years (2014-2018)	Avg of 2016-201	
RESOURCE ECONOMICS				312.00		Ansari Business Building
Microbiology, Pharmacology, Psyciology & Cell Biology	21,117,380.46	17,221,772.58	27,763,938.00	271,407,579.60	22,034,363.68	Center for Molecular Medicine
CHEMISTRY	747,802.20	2,342,896.00	766,113.00	6,548,036.55	1,285,603.73	Chemistry Building
Dean-College of Science, Mathematics	1,117,666.00	-452,408.17	728,685.00	5,621,532.89	464,647.61	Davidson Math And Science Cntr
FAMILY & COMMUNITY MEDICINE			24,650.00	24,650.00	24,650.00	Edna S. Brigham Clinical Education Building
Ag, Nutrition & Vet Sci, Dean - CABNR, Natural Resourc	2,611,318.00	5,173,142.65	4,305,058.00	24,179,037.30	4,029,839.55	Fleischmann Agriculture
BIOCHEMISTRY	1,761,741.00	2,418,811.50	2,738,221.00	12,034,165.00	2,306,257.83	Howard Medical Sciences
PHYSICS	3,453,204.50	5,135,795.88	1,461,735.00	16,089,793.38	3,350,245.13	Leifson Physics
GEOGRAPHY	166,726.00	58,722.50	2,499,710.00	5,472,618.52	908,386.17	Mackay Science
SPEECH PATHOLOGY AND AUDIOLOGY			4,888.00	4,888.00	4,888.00	Nell J.Redfield Building
MECH ENGR	928,623.75	461,587.50	1,056,864.00	4,507,844.05	815,691.75	Palmer Engineering
Chem Met engr, nctr neotec studies, geological sciences, mining engr, seismology lab	4,360,802.28	4,852,195.20	5,214,035.00	24,392,222.63	4,809,010.83	Paul Laxalt Mineral Research
BIOLOGY	3,507,055.49	3,956,901.24	5,165,403.00	21,370,027.14	4,209,786.58	Sarah H.Fleischmann Building
SURGERY	379,258.00	267,499.00		962,218.69	323,378.50	Savitt Medical Science
Civil & envir eng, computer sci & engr, dean - college of engr, electrical/biomed engr, gbc-geothermal energy, nbmg	11,845,785.37	10,762,440.35	13,770,104.00	63,588,425.60	12,126,109.91	Scrugham Engineering and Mines
FACULTY-OTHER COLLEGES	155,544.00	155,554.00	155,555.00	860,017.78	155,551.00	Numerous Facilities
	93,205,859.16	**89,912,052.84**	**117,436,779.00**	**668,259,258.23**	**100,184,897.00**	
Note:						
Individual departments are listed in uppercase						
Combinations of multiple departments are listed in lower case						

10. During the hearing, Great Basin College indicated that its CTE enrollment in FY 2019 was at its largest levels experienced to date. In that regard, please provide detailed information regarding the number of students enrolled in CTE courses, the credit hours earned (fall semester actual and spring semester estimated),

AMERICAN OVERSIGHT

and the resulting WSCHs (fall semester actual and spring semester estimated) for FY 2019 as compared to FY 2018.

GBC Response:
The table below summarizes the number of actual and projected student credit hour for CTE courses for FY 2018 and FY 2019.

Student Credit Hours				
Trade/Tech Program	FY 2018	FY 2019		
		Fall 2018	Spring 2019 (est)	Total (est)
Diesel Technology (DT)	954.5	604.5	744.0	1,348.5
Electrical System (ELM)	1,735.0	1,102.0	1,626.0	2,728.0
Instrumentation Technology (IT)	955.5	320.0	796.0	1,116.0
Machine Tool Technology (MTT)	-	82.0	53.0	135.0
Technical Arts (TA)	80.0	88.0	-	88.0
Welding Technology (WELD)	965.5	555.0	697.0	1,252.0
Woodworking (WOOD)	-	-	-	-
Tech/Trades Cluster Totals	**4,690.5**	**2,751.5**	**3,916.0**	**6,667.5**
Weighted Student Credit Hours				
Tech/Trades Cluster Totals	**19,020.0**	**10,994.0**	**unknown**	**unknown**

Based on preliminary Spring 2019 figures, it is estimated that the Student Credit Hours for FY 2019 will be approximately 2,000 higher than FY 2018.

The Weighted Student Credit Hours (WSCH) for FY 2019 cannot be calculated until the end of the Spring semester, after grades have been posted. WSCH data is generally available in mid to late June.

11. **During the hearing, the Subcommittee expressed interest in understanding how overall state support for higher education impacts the instructional formula budgets. In particular, the Subcommittee is interested in how state scholarship programs support student registration fees, in which a portion of these fees are deposited in the state-supported operating instructional formula budgets. In that regard, please address the following:**

    a. **Is it possible for NSHE to identify how much registration fee revenue in the state-supported operating instructional formula budgets is attributable to state-supported scholarship programs (e.g., Millennium Scholarship, Silver State Opportunity Grant, Nevada Promise Scholarship)?**

    b. **If the information in 9.a. is available, please provide the amount of registration fee revenue that was booked in the state-supported operating**

AMERICAN OVERSIGHT

instructional formula budgets, by institution, and by scholarship program for FY 2018, and the amounts estimated for FY 2019, if available.

NSHE Response:
NSHE cannot identify how much registration fee revenue in the state-supported operating instructional formula budgets is attributable to state-supported scholarship programs. Many students receive multiple grants and scholarships that may be from a variety of sources including, but not limited to, federal funds (i.e. Pell grants), private funds (i.e. private scholarships), and institutional funds (fee generated). They may also receive funds in the form of student loans. Depending on the timing, a student may also make a payment to their account either before or after financial aid is applied. All such funds are processed through the student's account; therefore, it is not possible to determine which dollars are attributable to which sources when a student's fees are paid.

cc: Mark Krmpotic, Senate Fiscal Analyst, LCB
Cindy Jones, Assembly Fiscal Analyst, LCB
Alex Haartz, Principal Deputy Fiscal Analyst, LCB
Sarah Coffman, Principal Deputy Fiscal Analyst, LCB
Susan Brown, Director, Governor's Finance Office
Tiffany Greenameyer, Executive Branch Budget Officer, Governor's Finance Office
Darlene Baughn, Executive Branch Budget Officer, Governor's Finance Office
Andrew Clinger, Chief Financial Officer, NSHE
Crystal Abba, Vice Chancellor for Academic and Student Affairs, NSHE
Nate Mackinnon, Vice Chancellor for Community Colleges, NSHE
Kyle Dalpe, Interim Executive Director of Legislative Affairs, NSHE

AMERICAN OVERSIGHT

Stephanie M. Klapstein

From: Melissa Glenn <mglenn@nshe.nevada.edu>
Sent: Thursday, March 14, 2019 3:59 PM
To: brody.leiser@lcb.state.nv.us; jennifer.ouellette@lcb.state.nv.us
Cc: Thom Reilly; Andrew Clinger; Crystal Abba; NateMackinnon; Kyle Dalpe; Heidi Haartz; tmgreenameyer@finance.nv.gov; Darlene L. Baughn; 'Cindy.Jones@lcb.state.nv.us'; ahaartz@lcb.state.nv.us; Coffman, Sarah; susanbrown@finance.nv.gov; 'Krmpotic, Mark'
Subject: NSHE Response to Follow Up Questions from Feb 27 Budget Hearing
Attachments: NSHE Response_Follow up Questions from Feb 27 Hearing_FINAL.pdf

Good afternoon Brody and Jennifer,

Attached, please find the response from the Nevada System of Higher Education pertaining to the follow up questions from the NSHE's budget hearing on February 27th.

Thank you,
Melissa

Melissa Glenn
Executive Assistant, Finance
Nevada System of Higher Education/MS 0014
2601 Enterprise Road
Reno, NV 89512
775-784-3404
mglenn@nshe.nevada.edu

PUBLIC RECORDS NOTICE: In accordance with NRS Chapter 239, this email and responses, unless otherwise made confidential by law, may be subject to the Nevada Public Records laws and may be disclosed to the public upon request.

AMERICAN OVERSIGHT

Nevada System of Higher Education

System Administration
4300 South Maryland Parkway
Las Vegas, NV 89119-7530
Phone: 702-889-8426
Fax: 702-889-8492

System Administration
2601 Enterprise Road
Reno, NV 89512-1666
Phone: 775-784-4901
Fax: 775-784-1127

MEMORANDUM

DATE: March 14, 2019

TO: Brody Leiser, Senior Program Analyst
Jennifer Ouellette, Program Analyst
Fiscal Analysis Division

FROM: Thom
Dr. Thom Reilly, Chancellor
Nevada System of Higher Education

SUBJECT: **NSHE Response to Subcommittee on K-12/Higher Education/CIPs – Follow-up Questions from the February 27, 2019, NSHE Budget Hearing**

Below is the information you requested following the Subcommittee hearing on February 27, 2019. If you need additional information, please contact me or my staff.

University of Nevada, Reno – Rifle Team

1. **Public testimony indicated that a decision had been made to no longer continue funding for support of the UNR Rifle Team, and that the team would be replaced with Men's cross country. Please confirm how much funding was expended in FY 2018, and how much funding is budgeted in FY 2019 for the UNR rifle team. In the response please identify the source of revenue that supports the program, and identify whether or not the funding is budgeted in the UNR Intercollegiate Athletics state-supported operating budget, the self-supported operating budget, or a combination of both.**

   UNR Response:
   The table on the following page summarizes the budget for the UNR Rifle Team for FY 2018 and FY 2019.

AMERICAN OVERSIGHT

	FY 18 Actual	FY 19 Projected	FY 20 Beyond
Self-Supporting Subsidy from Athletics Funds	$302,251	$282,556	$312,718
Donor Funds	$21,391	$40,000	$40,000
Total Revenues	**$323,642**	**$323,556**	**$352,718**
Coaching Salaries	$10,222	$10,406	$10,718
Operations	$23,701	$30,150	$30,000
Facility Rental**	$0	$0	$30,000
Travel	$47,244	$40,000	$40,000
Financial Aid/Scholarships	$153,975	$153,000	$153,000
Overhead/Compliance	$88,500	$89,000	$89,000
Total Expenses	**$323,642**	**$322,556**	**$352,718**

** Rental space must be obtained to house the program going forward as the prior facility on Valley Road has recently been remodeled into academic laboratories for the College of Agriculture, Biotechnology, and Natural Resources.

UNR – Statewide Programs

2. **Regarding the NevadaTeach enhancement, please confirm that NSHE is requesting back language to be added to the 2019 Appropriations Act authorizing expenditure of the recommended $300,000 in General Fund appropriations in either year of the 2019-21 biennium.**

   NSHE Response:
   If the enhancement is approved by the Legislature, NSHE is requesting that language similar to what was included in SB 522 (2017 Session) Sec. 2 be included in the 2019 Appropriations Act, allowing the General Fund appropriations to be used in either year of the 2019-2021 biennium.

University of Nevada, Las Vegas – School of Medicine

3. **During the hearing, UNLV testified that work was being done to plan a 150,000 square foot Medical Education Building that would allow the class to expand to 120 students, and that renderings for the building would be complete in March. Previous communications indicated that all work on the UNLV Medical Education Building had been placed on hold. Please proved a detailed information on the testimony provided during the February 27, 2019, hearing, including:**

   a. **A summary of the factors that have led to UNLV determining that the 150,000 square foot building is the appropriate path to move forward with, and**

AMERICAN OVERSIGHT

whether that final plan has been approved by both the university and the Board of Regents.

UNLV Response:
UNLV has estimated that a 150,000 +/- square foot building would support core classroom, teaching, clinical skills, simulation, study, academic support and directly related functions for a UNLV School of Medicine (SOM) student class size of 120 students per year, resulting in total annual enrollment of 480 students. This facility would support the UNLV SOM in doubling its class size, to support Nevada's needs for physicians. UNLV SOM would also plan to continue to use some existing facilities in operation for faculty/staff, clinical practice and other needs that could not be accommodated in a 150,000 +/- square foot new building.

UNLV is currently developing a conceptual space program for this 150,000 square foot option to determine if it is feasible and worthy of further consideration and pursuit. As this plan is under development, it has neither been approved at this time by the university or the Board of Regents.

Previously, UNLV was proposing a comprehensive 220,000 square foot building that would have included classroom, clinical skills, simulation, student support and administration. It would also have included a learning resource center that could support all of the health sciences programs. This design could have potentially expanded to support a class size of 180 students per year, for total annual enrollment of 720 students.

The 150,000 square foot concept would require that most administrative functions be housed in a separate building, and that the learning center be scaled back to only support the school of medicine students.

b. Please provide a cost estimate through construction (inclusive of FF&E), based on the 150,000 square foot building.

UNLV Response:
As the study of this facility option is underway, a cost estimate through construction, inclusive of FF&E, has not yet been developed. At the conclusion of the conceptual study, UNLV will have a cost estimate. UNLV will work with the State of Nevada Public Works Division (SPWD) to further develop the cost estimate in accordance with SPWD standards.

c. Confirmation of whether the referenced efforts and plans for the building, are being coordinated with the State Public Works Division, and identification of the funding source to complete the referenced renderings (i.e., paid for with CIP funds from 17-C15, or another funding source).

AMERICAN OVERSIGHT

UNLV Response:
UNLV has been coordinating with SPWD on its efforts through direct discussions in December 2018 and January/February 2019, and through UNLV's input into the SPWD's January 23, 2019 SB 553 report to the Interim Finance Committee on Project 17-C15. UNLV advised SPWD that it is evaluating stakeholder needs and interests and assessing space programming and feasibility studies, space and program approaches for the School of Medicine to determine the most suitable and appropriate option going forward.

Direct discussions in January and February 2019 between UNLV and SPWD staff included an update that UNLV was looking at a facility space program option as described in the response to Question 3a of this document.

UNLV used institutional self-supporting resources to fund this conceptual study for this 150,000 +/- square foot building. These funds are not a part of State CIP funds, or funds specified or identified in SB 553.

d. An update on fundraising efforts for this project.

UNLV Response:
The initial lead donors for this project have paused their interest in this project. While other conversations are occurring to identify new lead donors of $25M +, none at this time have committed. It is not prudent for the University to pursue other gift commitments until the lead gifts are secured. Without a very substantial gift, it is not realistic to expect UNLV to raise $100M from private funds prior to commencing construction.

e. Please provide details regarding the alternative funding models that would combine private funds/financing that are being considered for the project, as referenced in the hearing presentation.

UNLV Response:
UNLV is still investigating options related to alternative funding models that would combine private funds and financing including the New Markets Tax Credits (NMTC); potential funding efficiency models such as Opportunity Zone financial participation; lease and lease-purchase project, and other models. While it is uncertain at this time whether any or all of these models would be feasible, UNLV believes these are worthy of consideration.

If any of these alternative funding models are considered further, UNLV would coordinate with SPWD on the requirements related to the state funding assigned to this project and other associated requirements.

AMERICAN OVERSIGHT

f. Given the delay in work on the approved 2017 CIP project, please provide an updated timeline for completion of planning and construction of the new building.

UNLV Response:
UNLV does not have an updated timeline for completion of planning and construction of the new building since an alternative space program, facility focus and funding options/models are still under consideration and determinations have not been made on these items. Once these items are better understood, UNLV will be able to make a more informed assessment, working with the SPWD and their standards and requirements for the project timeline.

UNLV expects to commence construction no later than July 2021 as required by the 9-acre parcel real property transfer agreement with Clark County. Once an updated conceptual space program is determined, UNLV will coordinate with SPWD to update the timeline in compliance with their schedule standards.

g. Does UNLV, or NSHE, anticipate requesting any additional state funding beyond the $25 million approved by the 2017 Legislature (S.B. 553) to support costs for the construction of a Medical Education Building?

UNLV Response:
Although the prior administration believed that the rest of the building construction could be raised privately, this expectation did not come to pass and the large gift that was expected did not materialize. This does raise the question of whether it is realistic to expect a university to raise this large an amount privately or whether this building should have been proposed in the manner of other CIPs wherein half of the funds are State funds and half are private. Although we have no plan to request another $50M, that kind of State support for a building of this importance to the university, the city, county and State would be in line with other CIPs. We understand the frustration with the unfulfilled promise of private funding but would appreciate support for UNLV's current efforts to move past that and get this important building off the ground.

Instructional Formula Budgets

4. Please provide detailed information relating to the Year 7 and Year 8 Performance Pool targets which are referenced on slide 33 of NSHE's presentation, including the specific targets by institution, and a detailed explanation as to how the targets were established.

NSHE Response:
A technical working group made up of institutional representatives was created by the Chancellor for the purpose of recommending point targets. Those point targets where then submitted to the Board for review and approval.

AMERICAN OVERSIGHT

Target Recommendations

The working group recommended extending the Year 6-point targets by applying 2.0 percent to the Year 6 target for Year 7 and applying 2.0 percent to the Year 7 target for Year 8 resulting in the following point targets:

	Year 6 Approved Point Targets	Recommended Point Target (+ 2%)	
		Year 7	Year 8
UNLV	2,414.1	2,462.4	2,511.6
UNR	1,683.1	1,716.8	1,751.1
NSC	309.7	315.9	322.2
CSN	3,639.2	3,712.0	3,786.2
GBC	397.9	405.9	414.0
TMCC	1,315.1	1,341.4	1,368.2
WNC	582.5	594.2	606.0

Rationale for Point Target Recommendations

For the purpose of background, in 2014 when point targets for Year 3 and Year 4 of the Performance Pool were established, the approved point targets were based on actual points in the 2012-13 baseline year. Points are based on weighted outcomes in defined metrics that are included in the attached tables. The Year 3 target was established by applying 2.0 percent increase to actual 2012-13 figure for the universities and community colleges and a 4.0 percent increase for the state college. The Year 4 target applied the 2.0 percent increase to the Year 3 target for the universities and community colleges and a 4.0 percent increase for the state college.

Year 5 and Year 6 targets were established in 2016 by applying a 2.0 percent increase to the Year 4 targets for Year 5 and a 2.0 percent increase to the Year 5 target for Year 6 across all institutions. Thus, the Year 5 and Year 6 targets are an extension of the prior year's targets based on the initial 2012-13 baseline year.

In recommending the point targets for Year 7 and Year 8, it is important to recognize the accumulated target increase since the 2012-13 baseline as depicted in the following table:

	Baseline	Approved Point Targets				% Increase (Yr 6 over Baseline)
	2012-13 Actual	Year 3	Year 4	Year 5	Year 6	
UNLV	2,230.3	2,274.9	2,320.4	2,366.8	2,414.1	8.2%
UNR	1,554.9	1,586.0	1,617.8	1,650.1	1,683.1	8.2%
NSC	275.2	286.2	297.7	303.6	309.7	12.5%
CSN	3,362.1	3,429.3	3,497.9	3,567.8	3,639.2	8.2%
GBC	367.6	375.0	382.5	390.1	397.9	8.2%
TMCC	1,215.0	1,239.3	1,264.0	1,289.3	1,315.1	8.2%
WNC	538.1	548.9	559.9	571.1	582.5	8.2%

Relative to the Year 6 approved point target, the working group recommended a 2 percent increase for Year 7 and Year 8 as noted in the following table:

AMERICAN OVERSIGHT

	Baseline	Approved Point Targets				Recommended		% Increase
	2012-13 Actual	Year 3	Year 4	Year 5	Year 6	Year 7	Year 8	(Yr 8 over Baseline)
UNLV	2,230.3	2,274.9	2,320.4	2,366.8	2,414.1	2,462.4	2,511.6	12.6%
UNR	1,554.9	1,586.0	1,617.8	1,650.1	1,683.1	1,716.8	1,751.1	12.6%
NSC	275.2	286.2	297.7	303.6	309.7	315.9	322.2	17.1%
CSN	3,362.1	3,429.3	3,497.9	3,567.8	3,639.2	3,712.0	3,786.2	12.6%
GBC	367.6	375.0	382.5	390.1	397.9	405.9	414.0	12.6%
TMCC	1,215.0	1,239.3	1,264.0	1,289.3	1,315.1	1,341.4	1,368.2	12.6%
WNC	538.1	548.9	559.9	571.1	582.5	594.2	606.0	12.6%

It should be noted that a 12.6 percent to 17.1 percent growth in outcome metrics is an impressive rate of growth over an 8-year period. Already during the first five years of the program NSHE experienced growth of 2,642 additional undergraduate degrees (Associate or Bachelor's) and 120 additional certificates per year. This growth has been accomplished through a number of institutional and systemwide efforts, including but not limited to the following:

- 15 to Finish enrollment intensity and student achievement campaign;
- Gateway course completion initiative;
- Block scheduling;
- Accelerated degree programs;
- Reverse transfer; and
- Alternative pathways to graduation.

These programs and initiatives are indicative of the type of behavior changing programs the performance pool is intended to incentivize. However, degrees are a lagging outcome, tied in large part to enrollment from earlier years.

The growth in degrees is linked to the consistent enrollment growth in the NSHE institutions from 2007 to 2010 (8,306 additional students). Every NSHE institution saw enrollment growth between 2007 and 2010. However, from 2010 to 2015 enrollment in NSHE institutions declined by 8,685 students. Only UNR and NSC have had steady enrollment growth since 2010. UNLV's enrollment declined, but then began to grow again in 2014 and 2015. Since 2012, CSN, GBC, TMCC, and WNC generally experienced declining enrollment with some fluctuations.

Additionally, both the National Center for Education Statistics and the Western Interstate Commission for Higher Education project total Nevada high school graduates to show little growth until 2022, leading to continued challenges in enrollment growth within the state. This drop in enrollment over the more recent years will make sustaining year over year growth in completions highly unlikely.

Resetting the baseline year of the model would exacerbate the problem as it would reset the institutions at the higher level that was achieved during the periods of greatest enrollment growth, and then require them to sustain continued growth above it. In practical terms resetting the baseline would require a 37 percent growth over 8 years for UNR and a 50 percent growth for NSC.

AMERICAN OVERSIGHT

For these reasons the working group recommended extending the 2 percent growth figures to Year 7 and Year 8 as an appropriately aggressive goal for the institutions to strive towards achieving for the purpose of earning back the 20 percent carveout of funds in each year.

5. **Regarding the Board of Regents' requested funding for Summer School to support STEM and Education programs (which was not included in <u>The Executive Budget</u>), please provide the estimated cost by institution that would be required to support Summer School for <u>all</u> degree programs.**

NSHE Response:
The estimated cost to support Summer School for all degree programs ranges from approximately $32.6 million to approximately $43.9 million, excluding pre-requisite courses for nursing and nursing courses, which are currently GF supported.

The Board of Regents recommendation for Summer school funding was based on WSCH data. The table below includes WSCH earned during the Summer 2017 semester, excluding F grades for non-attendance. The table also projects the cost using the WSCH dollar value for FY 2018 ($156.01), which is the same amount used to calculate the M203 decision unit, caseload growth, for the instruction accounts.

Summer 2017: WSCH earned by Institution		
Institution	Completed WSCH	Estimated GF Cost
UNLV	127,828	$19,94,392
UNR	53,108	$8,285,332
NSC	19,495	$3,041,415
CSN	58,410	$9,112,544
GBC	5,579	$714,370
TMCC	15,697	$2,448,811
WNC	2,139	$333,705
Total	281,255	$43,878,569

According to the Budget to Actual Comparison for Summer School, 2018, report, NSHE institutions earned revenue totaling $33.7 million and incurred expenses totaling $32.6 million. The table below provides this information by institution.

AMERICAN OVERSIGHT

2018 SUMMER SCHOOL *Actuals* SOURCE AND USE OF FUNDS BY APPROPRIATION AREA					
Appropriaiton Area	2018 Opening Account Balance $	2018 Acutal Revenue $	2018 Actual Expenditures $	2018 Ending Account Balance $	Net Increase (Decrease) In Funds $
UNR	398,037	7,985,517	7,653,637	729,917	331,880
UNLV	1,051,280	16,787,324	16,226,852	1,611,752	560,472
CSN	402,934	5,700,595	5,396,961	706,568	303,634
GBC	298,003	365,583	300,352	363,235	65,232
TMCC	115,000	1,435,045	1,550,045	0	-115,000
WNC	129,502	152,550	265,057	16,995	-112,507
NSC	464,916	1,248,492	1,184,831	528,577	63,661
NSHE TOTAL	2,859,672	33,675,106	32,577,735	3,957,044	1,097,372

6. **Regarding the recommendation to utilize FY 2018 as the base year, as compared to prior policy of utilizing the odd numbered year (i.e., FY 2019) for the NSHE budgets, please confirm that the recommendation would apply on a prospective basis, and that if approved, the requested and recommended budgets (including the application of the WSCH calculated value) would continue to be based on the even numbered year in future biennium (2021-23 biennium and beyond).**

   NSHE Response:
   The "base" budget year was shifted from the odd numbered fiscal year (FY 2019) to the even numbered fiscal year (2018) based on requests from NSHE institutions and in concurrence with the Governor's Finance Office. This shift allows NSHE to be aligned with the State Budget Instructions and Executive branch agencies. NSHE will continue to use the first year of each biennium (the even numbered fiscal year) as the base budget year, moving forward.

7. **In regards to the $1.7 million in research augmentation funding that has been included in UNLV's base budget, please address the following:**

   a. **Please provide a brief, but specific summary of what the annual $1.7 million research augmentation in UNLV's research O&M funding supported in the current biennium, and how those funds were used to support an expansion or growth in research activities at UNLV.**

      UNLV Response:
      The $1.7 million in research augmentation funding was crucial to UNLV's efforts to expand research activities and infrastructure. The funds were applied to ongoing research operations and maintenance support, including lab renovations and building infrastructure upgrades.

AMERICAN OVERSIGHT

These investments helped UNLV increase its ability to attract sponsored funding and attain R1 “very high research” activity status in the Carnegie Classification of Institutions of Higher Education. This is the gold standard for university research classifications; less than three percent of higher education institutions nationwide achieve this designation.

b. If the $1.7 million was used as match to obtain additional federal and non-federal research grant funding, please identify the number of additional grants and total grant funding obtained.

UNLV Response:
None of the $1.7 million was used as a match to obtain additional federal or non-federal research grant funding.

c. Please provide a detailed explanation as to how the university intends to expend this recommended funding in the 2019-21 biennium.

UNLV Response:
In the next biennium, UNLV will continue to use the research augmentation funding to expand research activities and infrastructure. The funds will support ongoing research operations and maintenance support, as well as including lab renovations and building infrastructure upgrades.

These ongoing investments are important to UNLV’s goal of maintaining R1 “very high research” activity status in the Carnegie Classification of Institutions of Higher Education.

d. Please provide a summary of how much dedicated research space existed at UNLV in FY 2013, and how that space compares to the identified research space for the upcoming 2019-21 biennium.

UNLV Response:
Table 1 below indicates the assignable square feet of research space at UNLV for FY13 and FY19. In FY13, UNLV had 213,145 assignable square feet (asf) dedicated to research space. This space included any space categorized as a research lab or research lab service, including the School of Dental Medicine and School of Medicine.

As of FY19, we have 228,105 assignable square feet dedicated to research space. However, it is important to note that many of our research labs are also serving as classroom laboratory space due to a high deficit (197,183 asf) of teaching laboratory space. For example, the Colleges of Engineering and Sciences estimate that 40% of their research labs are also being used to support academic courses.

AMERICAN OVERSIGHT

Table 1. Assignable Square Feet of Research Space at UNLV from 2013 - 2018

Fiscal Year	Research Labs / Service
FY13	213,145
FY19	228,105

8. **For both UNR and UNLV, please provide a detailed description of how the universities analyze workload requirements relating to the split of time for faculty in their instructional and research workload splits. If available, please provide what the workload split requirements are for each university, by individual department, and how the workload splits compare to national standards and/or the workload splits for the universities peer R1 institutions.**

   UNLV Response:
   UNLV follows NSHE's policy that the standard instructional load of faculty members involved in research and other creative activities is 9-credit hours per semester, compared to the 12-credit hour load for instructional faculty. The 3-credit hour reduction allows faculty to devote time to research and creative activities. In addition, faculty with large research agendas or who perform other functions seminal to the university's mission (curriculum enhancement, institutional and community service, administrative responsibilities) may have additional portions of their instructional load reassigned to these activities, in accordance with the UNLV Workload Assignment Policy and Guidelines. All workload reassignments are reviewed and approved by department Chairs/Directors and Deans. Each semester, approximately 18% of the total faculty workload is reassigned to research and creative activities.

   Additionally, pursuant to NSHE's policy, UNLV conducts annual evaluations of each faculty member's performance, which takes into consideration their workload in research and instruction, including any workload reassignments. This practice provides the academic unit the flexibility to adjust load as necessary, to meet departmental educational responsibilities, and to align faculty activity with UNLV's instructional and research missions.

   Workload policy at most research universities, including elite R1 institutions and UNLV's aspirational peers, does not typically define a specific credit hour load, but instead relies on annual reviews of faculty to allow the academic unit to adjust workload based upon departmental needs and the standard practices in various academic disciplines. However, the typical practice at R1 universities is that research active faculty teach two 3-credit courses per semester, with lower amounts of teaching for highly research active faculty and for faculty in disciplines with high expectations for grant activity.

AMERICAN OVERSIGHT

UNR Response:
UNR Response: For tenure-track faculty, typical appointments are 40% teaching, 40% research, and 20% service. The actual number and type of classes taught by faculty varies among disciplines and whether the department has a doctoral program. Teaching loads are generally consistent with or slightly higher than disciplines at R1 universities. Full-time lecturers have an expectation of teaching the equivalent of 4 course per semester. Both tenure-track faculty and lecturers are typically on “B” contracts (9 months) and may teach additional classes during the summer session, for which they receive overload compensation.

AMERICAN OVERSIGHT

The table below show comparison of Research-Active Tenure-Track Faculty with peer RI institutions:

College/School	R1 University (Course/Year)	UNR (Course/Year)
Education	5.0	5.0
Journalism**	4.0	4.0
Business	4.0	5.0
Social Work **	4.0	5.0
Science		
Biology	1.6	2.0
Chemistry	2.0	2.0
Geography	3.5	3.0
Geology	2.5	4.0
Mathematics	3.0	4.0
Mining & Metallurgical Engineering	3.0	4.0
Physics	2.0	2.0
Liberal Arts		
Anthropology	4.0	5.0
Art **	4.0	5.0
Communication Studies **	4.0	6.0
Criminal Justice **	4.0	5.0
English	4.0	4.0
History	4.0	4.0
Music **	4.0	5.0
Philosophy **	4.0	6.0
Political Science	4.0	4.0
Psychology	4.0	4.0
Theatre & Dance **	4.0	6.0
World Languages & Literatures **	4.0	6.0
Community Health Science	3.0	4.0
Nursing	unavailable	unavailable
College of Agriculture, Biotechnology, and Natural Resources		
Ag/Nutrition/Vet Science	2.0	2.0
Animal & Rangeland Science	2.0	2.0
Biochemistry	2.0	2.0
Natural Resources and Environmental Science	2.0	2.0
Engineering		
Chemical & Materials	3.0	3.0
Civil & Environmental	3.0	3.0

AMERICAN OVERSIGHT

Note:
1.) R1 university comparison institutions on semester systems are Colorado State University, University of Arizona, University of Hawaii, University of New Mexico, University of Utah, Washington State University, and Montana State University
2.) ** Does not have PhD program
3.) Teaching loads for research-active tenure track faculty

9. For both UNR and UNLV, please provide detailed information on the documented outcomes that the universities have achieved as a direct result of the dedicated funding for the operation and maintenance of research space in the state-supported operating budgets.

UNLV Response:
UNLV's operations and maintenance budget for FY19 is approximately $36 million or 12% of the total formula budget. The dedicated funding for O&M of research space is currently $5.6M, which represents over 15% of the $36 million O&M budget.

The investments in operation and maintenance of research space helped UNLV increase its research expenditures from $39M in fiscal year 2013-14 to $89M in fiscal year 2017-18, which was key to attaining R1 "very high research" activity status in the Carnegie Classification of Institutions of Higher Education.

Research activities incur higher design, operating and maintenance costs, such as climate-controlled and particle-free environments, and specialized plumbing and ventilation systems.

The Center for Business & Economic Research (CBER) conservatively estimates that maintaining Top Tier status will result in more than 2,000 new jobs, more than $800M in additional economic output, and close to an additional $500M in personal income for the State of Nevada annually by 2025.

UNR Response:
As part of the funding formula, the University of Nevada, Reno receives funds as a carve-out for dedicated research space that, while not a direct generator of Weighted Student Credit Hours, nonetheless is crucial to the research mission of the institution. Below is a listing of the buildings that have dedicated research space supported by these funds. While grants are rarely tied to specific facilities, the appended Table 1 shows details of funding in the amount of $300,566,409 that was generated in FY16 - FY18 through research grants and contracts conducted in these buildings on the University of Nevada, Reno Campus:

1. Ansari Business Building
2. Center for Molecular Medicine
3. Chemistry Building
4. Davidson Math and Science Center
5. Edna S. Brigham Clinical Education Building

AMERICAN OVERSIGHT

6. Fleischmann Agriculture
7. Howard Medical Sciences
8. Leifson Physics
9. Mackay Science
10. Nell J. Redfield Building
11. Palmer Engineering
12. Paul Laxalt Mineral Research
13. Sarah H. Fleischmann Building
14. Savitt Medical Science
15. Schrugham Engineering and Mines

Average funding per year during the period FY16 - FY18 was $100,184,897.
Also shown is the total funding generated over a five-year period (FY14 – FY18) – a total of $668,259,258.

Due to the support provided through the research O&M carve-out, the buildings listed above were maintained at a level that allowed such a concentrated level of research activity in those spaces. The outcome of the having such well-maintained space and the research activity has been the achievement of Carnegie R-1 Doctoral University – Very high research activity classification. The R-1 classification reflects the very high levels of research expenditures, number of research personnel, and conferral of doctorate degrees.

RESEARCH AWARDS RECEIVED						
	FY2016	FY2017	FY2018	5-years (2014-2018)	Avg of 2016-201	
RESOURCE ECONOMICS				312.00		Ansari Business Building
Microbiology, Pharmacology, Psyciology & Cell Biology	21,117,380.46	17,221,772.58	27,763,938.00	271,407,579.60	22,034,363.68	Center for Molecular Medicine
CHEMISTRY	747,802.20	2,342,896.00	766,113.00	6,548,036.55	1,285,603.73	Chemistry Building
Dean-College of Science, Mathematics	1,117,666.00	-452,408.17	728,685.00	5,621,532.89	464,647.61	Davidson Math And Science Cntr
FAMILY & COMMUNITY MEDICINE			24,650.00	24,650.00	24,650.00	Edna S. Brigham Clinical Education Building
Ag, Nutrition & Vet Sci, Dean - CABNR, Natural Resourc	2,611,318.00	5,173,142.65	4,305,058.00	24,179,037.30	4,029,839.55	Fleischmann Agriculture
BIOCHEMISTRY	1,761,741.00	2,418,811.50	2,738,221.00	12,034,165.00	2,306,257.83	Howard Medical Sciences
PHYSICS	3,453,204.50	5,135,795.88	1,461,735.00	16,089,793.38	3,350,245.13	Leifson Physics
GEOGRAPHY	166,726.00	58,722.50	2,499,710.00	5,472,618.52	908,386.17	Mackay Science
SPEECH PATHOLOGY AND AUDIOLOGY			4,888.00	4,888.00	4,888.00	Nell J.Redfield Building
MECH ENGR	928,623.75	461,587.50	1,056,864.00	4,507,844.05	815,691.75	Palmer Engineering
Chem Met engr, nctr neotec studies, geological sciences, mining engr, seismology lab	4,360,802.28	4,852,195.20	5,214,035.00	24,392,222.63	4,809,010.83	Paul Laxalt Mineral Research
BIOLOGY	3,507,055.49	3,956,901.24	5,165,403.00	21,370,027.14	4,209,786.58	Sarah H.Fleischmann Building
SURGERY	379,258.00	267,499.00		962,218.69	323,378.50	Savitt Medical Science
Civil & envir eng, computer sci & engr, dean - college of engr, electrical/biomed engr, gbc-geothermal energy, nbmg	11,845,785.37	10,762,440.35	13,770,104.00	63,588,425.60	12,126,109.91	Scrugham Engineering and Mines
FACULTY-OTHER COLLEGES	155,544.00	155,554.00	155,555.00	860,017.78	155,551.00	Numerous Facilities
	93,205,859.16	**89,912,052.84**	**117,436,779.00**	**668,259,258.23**	**100,184,897.00**	
Note:						
Individual departments are listed in uppercase						
Combinations of multiple departments are listed in lower case						

10. During the hearing, Great Basin College indicated that its CTE enrollment in FY 2019 was at its largest levels experienced to date. In that regard, please provide detailed information regarding the number of students enrolled in CTE courses, the credit hours earned (fall semester actual and spring semester estimated),

AMERICAN OVERSIGHT

and the resulting WSCHs (fall semester actual and spring semester estimated) for FY 2019 as compared to FY 2018.

GBC Response:
The table below summarizes the number of actual and projected student credit hour for CTE courses for FY 2018 and FY 2019.

Student Credit Hours				
Trade/Tech Program	FY 2018	FY 2019		
		Fall 2018	Spring 2019 (est)	Total (est)
Diesel Technology (DT)	954.5	604.5	744.0	1,348.5
Electrical System (ELM)	1,735.0	1,102.0	1,626.0	2,728.0
Instrumentation Technology (IT)	955.5	320.0	796.0	1,116.0
Machine Tool Technology (MTT)	-	82.0	53.0	135.0
Technical Arts (TA)	80.0	88.0	-	88.0
Welding Technology (WELD)	965.5	555.0	697.0	1,252.0
Woodworking (WOOD)	-	-	-	-
Tech/Trades Cluster Totals	**4,690.5**	**2,751.5**	**3,916.0**	**6,667.5**
Weighted Student Credit Hours				
Tech/Trades Cluster Totals	**19,020.0**	**10,994.0**	**unknown**	**unknown**

Based on preliminary Spring 2019 figures, it is estimated that the Student Credit Hours for FY 2019 will be approximately 2,000 higher than FY 2018.

The Weighted Student Credit Hours (WSCH) for FY 2019 cannot be calculated until the end of the Spring semester, after grades have been posted. WSCH data is generally available in mid to late June.

11. **During the hearing, the Subcommittee expressed interest in understanding how overall state support for higher education impacts the instructional formula budgets. In particular, the Subcommittee is interested in how state scholarship programs support student registration fees, in which a portion of these fees are deposited in the state-supported operating instructional formula budgets. In that regard, please address the following:**

    a. **Is it possible for NSHE to identify how much registration fee revenue in the state-supported operating instructional formula budgets is attributable to state-supported scholarship programs (e.g., Millennium Scholarship, Silver State Opportunity Grant, Nevada Promise Scholarship)?**

    b. **If the information in 9.a. is available, please provide the amount of registration fee revenue that was booked in the state-supported operating**

AMERICAN OVERSIGHT

instructional formula budgets, by institution, and by scholarship program for FY 2018, and the amounts estimated for FY 2019, if available.

NSHE Response:
NSHE cannot identify how much registration fee revenue in the state-supported operating instructional formula budgets is attributable to state-supported scholarship programs. Many students receive multiple grants and scholarships that may be from a variety of sources including, but not limited to, federal funds (i.e. Pell grants), private funds (i.e. private scholarships), and institutional funds (fee generated). They may also receive funds in the form of student loans. Depending on the timing, a student may also make a payment to their account either before or after financial aid is applied. All such funds are processed through the student's account; therefore, it is not possible to determine which dollars are attributable to which sources when a student's fees are paid.

cc: Mark Krmpotic, Senate Fiscal Analyst, LCB
Cindy Jones, Assembly Fiscal Analyst, LCB
Alex Haartz, Principal Deputy Fiscal Analyst, LCB
Sarah Coffman, Principal Deputy Fiscal Analyst, LCB
Susan Brown, Director, Governor's Finance Office
Tiffany Greenameyer, Executive Branch Budget Officer, Governor's Finance Office
Darlene Baughn, Executive Branch Budget Officer, Governor's Finance Office
Andrew Clinger, Chief Financial Officer, NSHE
Crystal Abba, Vice Chancellor for Academic and Student Affairs, NSHE
Nate Mackinnon, Vice Chancellor for Community Colleges, NSHE
Kyle Dalpe, Interim Executive Director of Legislative Affairs, NSHE

AMERICAN OVERSIGHT

Stephanie M. Klapstein

From: Elizabeth Tafeen <etafeen@klein-financial.com>
Sent: Tuesday, May 08, 2018 11:33 AM
To: Michael Holliday
Cc: Robert Klein; Chip Bowlby; Joel Grace
Subject: NV Energy Pilot Program on Charging Stations

Hi Michael,

I just wanted to follow up on the call you had with Bob today to see if we could get the information on the NV Energy pilot program for charging stations that you mentioned, as Bob is very excited to learn more about that. If there is some documentation, or a good person to reach out to at NV Energy, it would be fantastic if you could pass that along.

Thank you,

Elizabeth Tafeen
Executive Assistant to Bob Klein | Klein Financial Corporation
550 S. California Ave, Suite 330 | Palo Alto, CA 94306
O: (650) 833-0100 | M: (541) 324-9447| etafeen@klein-financial.com

The information contained in this message (and attachments) is confidential and may be legally privileged. The message is intended solely for the addressee(s). If you are not the intended recipient, you are hereby notified that any use, dissemination, or reproduction is strictly prohibited and may be unlawful. If you are not the intended recipient please contact the sender by return e-mail and destroy all copies of the original message and attachments.

AMERICAN OVERSIGHT

Stephanie M. Klapstein

From: Bruce Breslow <breslow@sbcglobal.net>
Sent: Sunday, August 12, 2018 3:31 PM
To: Michon Geary; Phil Zive; RobertHullin; chenderson@dicksonrealty.com; Steve Cerocke; scerocke@iqcorp.com; Terry Reynolds; Barry Breslow; SteveAichroth; cdyer180@gmail.com; Edward Estipona; Mike Squartsoff; Chip Bowlby; Randy Woldberg; Dennis Banks; Dennis Davis; Nancy Roach; pasqualecar69@yahoo.com; Eric Ryan Mann; susanchs257@yahoo.com; cathylguild@gmail.com; jenripley216@gmail.com; franknoland@aol.com; anoland73@aol.com; dennis@daviscompanyinc.com; Sam Shad; Debbie &Wayne Brander; Tom Ainsworth; Jon Killoran
Subject: One week until the Party!

It's one week until the big party! The original invite is below. Reminder to please email Michon with what kind of "side dish" you are bringing. So far we have three people bringing salads, one dessert and one Gazpacho. We have 38 RSVP's so far. Please email Michon the Side you are bringing to Michonmg@yahoo.com. Some of you didn't get the first invite because it went into your spam as a group blind email so I'm copying all of you on this one. The original invite is below:

Michon Geary and Bruce Breslow invite you to join us in a celebration of summer on Saturday, August 18th from 5 to 9pm. It's our First Annual ***Bruce and Michon's Excellent Back Yard Party!*** Guaranteed to be 100% casual and 100% fun. We will be grilling and pouring, playing lawn games and swaying to the music. Adults only but your "inner child" is more than welcome!

Please bring your favorite side dish, salad or dessert. We'll have beer, wine, soda and water to go with chicken and Butcher Boy tri-tip. We expect about 40+ people to attend so your RSVP is very important to us so that we can get the right number of tables & chairs. Please respond to Michon's email address: Michonmg@yahoo.com and let her know what type of dish you're planning on bringing. Or call **M** at 843-6844 or **B** at 813-3000.

Bruce's backyard is nice but Michon's is better! 1850 Shadow Creek Ct., Reno. Come meet old friends and make some new friends too.

AMERICAN OVERSIGHT

Stephanie M. Klapstein

From: Tyler Klimas <tyler@nevadadc.org>
Sent: Tuesday, April 24, 2018 11:23 AM
To: Pam Robinson; Andrew Clinger
Subject: Opp Zones

Pam and Andrew,

A rep from HUD called and let us know that Secretary Carson will be in Nevada tomorrow and that they are looking for some information on our designated opportunity zones. Specifically, they are trying to find any crossover between the designations and state housing needs.

I reached out to Cory to get a better understanding of the lay of the land and he mentioned that HUD is exploring ways to replace CDBG funds with new OZ designations. I think it's best we figure out how to decline to share as to not give away any talking points.

Let me know what your thoughts on this. Thanks.

Tyler Klimas | Deputy Director
State of Nevada, Washington Office
P: (202) 624-5405 | M: (702) 612-4073
E: tyler@nevadadc.org

AMERICAN OVERSIGHT

Stephanie M. Klapstein

From: Tyler Klimas <tyler@nevadadc.org>
Sent: Tuesday, April 24, 2018 11:23 AM
To: Pam Robinson; Andrew Clinger
Subject: Opp Zones

Pam and Andrew,

A rep from HUD called and let us know that Secretary Carson will be in Nevada tomorrow and that they are looking for some information on our designated opportunity zones. Specifically, they are trying to find any crossover between the designations and state housing needs.

I reached out to Cory to get a better understanding of the lay of the land and he mentioned that HUD is exploring ways to replace CDBG funds with new OZ designations. I think it's best we figure out how to decline to share as to not give away any talking points.

Let me know what your thoughts on this. Thanks.

Tyler Klimas | Deputy Director
State of Nevada, Washington Office
P: (202) 624-5405 | M: (702) 612-4073
E: tyler@nevadadc.org

AMERICAN OVERSIGHT

Stephanie M. Klapstein

From: KSchnog@business.nv.gov
Sent: Thursday, April 11, 2019 11:48 AM
To: Olivia.P.Imhoff2@who.eop.gov
Subject: Opportunity Zone Conference

Olivia,

The call was exceptional today, thank you.

I believe we were asked to relay any additional comments or suggestions for the conference through you. So I have a few thoughts I would like to add:

- I would be exceptional after the conference to receive an email of the summary of the key recommendation or findings from the conference.
- It would be even more fabulous to have one of those suggestions be each the state set a designated O-Zone employee or office to facilitate the maximum success of this new program. I know several states have that designated employee or even office and I believe it is considered best practice. Still, smaller states may not have the resources or knowledge to do this. It may help each state to have that clarity.

Thank you!

Karen Schnog
Management Analyst
State of Nevada Department of Business & Industry
Director's Office of Business Finance and Planning
3300 W. Sahara, Suite 425
Las Vegas, NV. 89102
Direct: (702) 486-3755
Email: kschnog@business.nv.gov
Web: www.business.nv.gov



AMERICAN OVERSIGHT

NV-DA-20-0615-A-004653

Stephanie M. Klapstein

From: Chris Melville <cmelville@westwendovercity.com>
Sent: Thursday, April 19, 2018 10:15 AM
To: Pam Robinson
Subject: Opportunity Zone Designation - West Wendover
Attachments: GOED Opportunity Zone Designation 4-19-2018.pdf

Hi Pam,

First, let me thank you for your help in getting a new Welcome to Nevada sign here on Interstate 80 at the Utah/Nevada border. The new sign which went up roughly 6 months or so ago, was overdue and, looks great. Thank you!

Second, have attached a copy for Governor Sandoval a letter that has been sent to GOED concerning the process of selecting Opportunity Zone areas. West Wendover would like due consideration of that designation believing that it could definitely help us in attracting business and other investments.

I appreciate if you could pass the letter on to Governor Sandoval.

And yes... Amtrak is still on our dream board. With the loss of Greyhound service recently, we now have no public transportation access to the national transportation system. Solutions are never easy, especially in our case... :)

Hope all is well with you, please make sure to stop in and say hello if you are in the area, would be nice to see you again.

Chris

--

CHRIS J. MELVILLE

CITY MANAGER

Office: (775) 664-3081

www.westwendovercity.com

PO Box 2825 – 1111 N. Gene L. Jones Way

West Wendover, NV 89883



"An Equal Opportunity Provider"

AMERICAN OVERSIGHT

CITY OF WEST WENDOVER

P.O. Box 2825 • 1111 N. Gene L. Jones Way • West Wendover, NV 89883
Office (775) 664-3081 Fax (775) 664-3720

April 19, 2018

Nevada Governor's Office of Economic Development
808 West Nye Lane
Carson City, NV 89703

Subject: Opportunity Zone Eligibility - West Wendover, Nevada Census Tract 9515.00

Dear GOED Administration/Staff:

The City of West Wendover would like to respond to Governor Sandoval's request for Opportunity Zone eligibility comments by submitting the City of West Wendover, located with Census Tract 9515.00, for your consideration.

Though a vibrant community in its own right, the City of West Wendover does rely heavily on Nevada Tourism and the Nevada Gaming industry for its existence given other larger diversification businesses that are common to Elko County, including agriculture and mining, are largely located well outside the community. As a result of this unique reliance on tourism, West Wendover's development in the past has been subject to boom/bust cycles often associated with a reliance on such a single large industry.

Additionally, with Nevada Gaming comes a reliance on a population demographic that includes a significantly large low-moderate income population given its service basis in the economy. This results in overall lower wages and lower wage growth over time especially when such a demographic is as large as West Wendover's being well over 60% of the population. This exacerbates the ability of West Wendover to effectively promote and create business investments at various levels given this type of demographic results in lower household and median incomes adversely affecting the decisions of those considering making investments in the community; whether that is industrial development, general commercial enterprises and/or housing developments. In all the consequence is generally a negative one.

Though this condition is a certain challenge, West Wendover has been earnest in its efforts through the past several decades to progress above that challenge. With our current business and community partners including NNRDA we have the following projects in the works will would have an expected multi-million dollar investment impact on the community:

- Bomarc Development Residential Projects
  - Apartment Complex Construction, 8 Acres, 40 units, $15-20 million; 1-2 year completion.
  - Residential Housing, 3 in progress, 6-10 planned, $270,000/ unit; 1-2 year completion.

AMERICAN OVERSIGHT

- Bomarc Development Commercial Projects
  - Retail multi-business complex, $7 million total, partially complete $2 million to finish; final completion by end of 2018.
  - Potential purchase and remodel of 4,000 to 5,000 square feet. Facility for commercial retail complex; 1-2 years.

- The Cannon Group and Richard Burella Group Residential Project
  - Single Family homes
  - Town-home projects

- Rusty Palm Renovation and Convenience Store / Truck Stop at Exit 410; $5-6 million; 5 year completion.

- Peppermill Resort & Casino: Interior & exterior renovation, $7.5 million recently completed, $2 million projected within next year, $15 million in further renovations over next 5 years.

- Rainbow Casino and Hotel: Lighting and resurfacing of lot, $1.5 million to be completed by the end of 2018, exterior renovation includes $6.5 million to be completed by the end of 2018. Further interior and exterior renovation, $10-13 million to be completed within next 5 years.

- Montego Bay: Lighting and resurfacing of lot, $1 million to be completed by the end of 2018, further interior and exterior renovation, $1-3 million to be completed within next 5 years.

Finally, though the City has been pro-active with its own public investments in infrastructure in a long term effort to create a solid foundation from which private investments can build upon, the possibility of our community being given an Opportunity Zone designation would potentially enhance the ability to attract desirable business investments for the community. In all honesty, the City of West Wendover could greatly use any assistance that GOED at any level can help provide.

If you have any questions, please feel free to contact me.

Sincerely,



Chris J. Melville, C.P.O.
City Manager

cc: Governor Brian Sandoval

AMERICAN OVERSIGHT

Stephanie M. Klapstein

From: Chris Melville <cmelville@westwendovercity.com>
Sent: Thursday, April 19, 2018 10:15 AM
To: Pam Robinson
Subject: Opportunity Zone Designation - West Wendover
Attachments: GOED Opportunity Zone Designation 4-19-2018.pdf

Hi Pam,

First, let me thank you for your help in getting a new Welcome to Nevada sign here on Interstate 80 at the Utah/Nevada border. The new sign which went up roughly 6 months or so ago, was overdue and, looks great. Thank you!

Second, have attached a copy for Governor Sandoval a letter that has been sent to GOED concerning the process of selecting Opportunity Zone areas. West Wendover would like due consideration of that designation believing that it could definitely help us in attracting business and other investments.

I appreciate if you could pass the letter on to Governor Sandoval.

And yes... Amtrak is still on our dream board. With the loss of Greyhound service recently, we now have no public transportation access to the national transportation system. Solutions are never easy, especially in our case... :)

Hope all is well with you, please make sure to stop in and say hello if you are in the area, would be nice to see you again.

Chris

--

CHRIS J. MELVILLE

CITY MANAGER

Office: (775) 664-3081

www.westwendovercity.com

PO Box 2825 – 1111 N. Gene L. Jones Way

West Wendover, NV 89883

"An Equal Opportunity Provider"

AMERICAN OVERSIGHT

NV-DA-20-0615-A-004657

CITY OF WEST WENDOVER

P.O. Box 2825 • 1111 N. Gene L. Jones Way • West Wendover, NV 89883
Office (775) 664-3081 Fax (775) 664-3720

April 19, 2018

Nevada Governor's Office of Economic Development
808 West Nye Lane
Carson City, NV 89703

Subject: Opportunity Zone Eligibility - West Wendover, Nevada Census Tract 9515.00

Dear GOED Administration/Staff:

The City of West Wendover would like to respond to Governor Sandoval's request for Opportunity Zone eligibility comments by submitting the City of West Wendover, located with Census Tract 9515.00, for your consideration.

Though a vibrant community in its own right, the City of West Wendover does rely heavily on Nevada Tourism and the Nevada Gaming industry for its existence given other larger diversification businesses that are common to Elko County, including agriculture and mining, are largely located well outside the community. As a result of this unique reliance on tourism, West Wendover's development in the past has been subject to boom/bust cycles often associated with a reliance on such a single large industry.

Additionally, with Nevada Gaming comes a reliance on a population demographic that includes a significantly large low-moderate income population given its service basis in the economy. This results in overall lower wages and lower wage growth over time especially when such a demographic is as large as West Wendover's being well over 60% of the population. This exacerbates the ability of West Wendover to effectively promote and create business investments at various levels given this type of demographic results in lower household and median incomes adversely affecting the decisions of those considering making investments in the community; whether that is industrial development, general commercial enterprises and/or housing developments. In all the consequence is generally a negative one.

Though this condition is a certain challenge, West Wendover has been earnest in its efforts through the past several decades to progress above that challenge. With our current business and community partners including NNRDA we have the following projects in the works will would have an expected multi-million dollar investment impact on the community:

- Bomarc Development Residential Projects
  - Apartment Complex Construction, 8 Acres, 40 units, $15-20 million; 1-2 year completion.
  - Residential Housing, 3 in progress, 6-10 planned, $270,000/ unit; 1-2 year completion.

AMERICAN OVERSIGHT

- Bomarc Development Commercial Projects
  - Retail multi-business complex, $7 million total, partially complete $2 million to finish; final completion by end of 2018.
  - Potential purchase and remodel of 4,000 to 5,000 square feet. Facility for commercial retail complex; 1-2 years.

- The Cannon Group and Richard Burella Group Residential Project
  - Single Family homes
  - Town-home projects

- Rusty Palm Renovation and Convenience Store / Truck Stop at Exit 410; $5-6 million; 5 year completion.

- Peppermill Resort & Casino: Interior & exterior renovation, $7.5 million recently completed, $2 million projected within next year, $15 million in further renovations over next 5 years.

- Rainbow Casino and Hotel: Lighting and resurfacing of lot, $1.5 million to be completed by the end of 2018, exterior renovation includes $6.5 million to be completed by the end of 2018. Further interior and exterior renovation, $10-13 million to be completed within next 5 years.

- Montego Bay: Lighting and resurfacing of lot, $1 million to be completed by the end of 2018, further interior and exterior renovation, $1-3 million to be completed within next 5 years.

Finally, though the City has been pro-active with its own public investments in infrastructure in a long term effort to create a solid foundation from which private investments can build upon, the possibility of our community being given an Opportunity Zone designation would potentially enhance the ability to attract desirable business investments for the community. In all honesty, the City of West Wendover could greatly use any assistance that GOED at any level can help provide.

If you have any questions, please feel free to contact me.

Sincerely,

Chris J. Melville, C.P.O.
City Manager

cc: Governor Brian Sandoval

AMERICAN OVERSIGHT

Stephanie M. Klapstein

From: Hoelscher, Douglas L. EOP/WHO <Douglas.L.Hoelscher@who.eop.gov>
Sent: Friday, April 20, 2018 6:37 PM
To: ryan@nevadadc.org; Michael Willden
Cc: Pottebaum, Nicholas D. EOP/WHO
Subject: Opportunity Zone

Hi Ryan and Michael - I understand that NV is the last state or territory that has not submitted an Opportunity Zones submission - are you on track to submit before the 11:59 pm deadline tonight. Are you all on track to submit by deadline?

Sincerely
Doug

Sent from my iPhone

AMERICAN OVERSIGHT

Stephanie M. Klapstein

From: Paul Anderson <paul.anderson@diversifynevada.com>
Sent: Wednesday, May 02, 2018 3:51 AM
To: Christina Davis
Subject: Opportunity Zone Update

Would like to see if the Governor would be available for a 5-10min phone call for a quick opportunity Zone update? I'm booked all day but could step out at his convenience outside of 2-3:30pm today.

Thank you.

Paul Anderson | Executive Director
Governors Office of Economic Development | GOED
paul.anderson@diversifynevada.com

AMERICAN OVERSIGHT

Stephanie M. Klapstein

From: Paul Anderson <paul.anderson@diversifynevada.com>
Sent: Wednesday, May 02, 2018 3:51 AM
To: Christina Davis
Subject: Opportunity Zone Update

Would like to see if the Governor would be available for a 5-10min phone call for a quick opportunity Zone update? I'm booked all day but could step out at his convenience outside of 2-3:30pm today.

Thank you.

Paul Anderson | Executive Director
Governors Office of Economic Development | GOED
paul.anderson@diversifynevada.com

AMERICAN OVERSIGHT

Stephanie M. Klapstein

From: Paul Anderson <paul.anderson@diversifynevada.com>
Sent: Friday, April 27, 2018 3:16 PM
To: Andrew Clinger
Subject: Opportunity Zones

Policy Map uses Nevada (although they can't say it correctly) as example of how to setup opportunity Zones

Jump to 39:38 and listen for just a few. This was CJ was referencing the other day.

https://www.youtube.com/watch?v=QxwwlfNqQfU&feature=youtu.be

Paul Anderson
Executive Director
Nevada Governor's Office of Economic Development
555 E. Washington Suite 5400
Las Vegas, Nevada 89101
paul.anderson@diversifynevada.com
Tel.: 702-486-2700

Nevada Governor's Office of
ECONOMIC DEVELOPMENT
Empowering Success

AMERICAN OVERSIGHT

NV-DA-20-0615-A-004663

Stephanie M. Klapstein

From: Andrew Clinger <aclinger@gov.nv.gov>
Sent: Thursday, April 19, 2018 9:38 AM
To: Cory Hunt
Subject: Opportunity Zones
Attachments: 20180419093450849.pdf; 20180419093508491.pdf; 20180419093528047.pdf

Cory,

I wanted to make sure you had all of these.

Andrew Clinger
Senior Advisor
Office of Governor Brian Sandoval
101 North Carson Street
Carson City, NV 89701
T: 775-684-5670|D: 775-684-5667|F: 775-684-5683|E: aclinger@gov.nv.gov

AMERICAN OVERSIGHT

NV-DA-20-0615-A-004664

RECEIVED Awden
MAR 27 2018
OFFICE OF THE GOVERNOR
CARSON CITY, NV

BRIAN SANDOVAL
Governor

RICHARD WHITLEY, MS
Director

DEPARTMENT OF HEALTH AND HUMAN SERVICES
DIRECTOR'S OFFICE
4126 Technology Way, Ste.100
Carson City, NV, 89706
Telephone (775) 684-4000 • Fax (775) 684-4010
http://dhhs.nv.gov

March 23, 2018

Mike Willden
Chief of Staff
Governor's Office
101 N Carson Street
Carson City, NV 89701

Dear Mr. Willden,

The Department of Health and Human Services (DHHS) is requesting, based on community feedback and interest, that the Northern Nevada Adult Mental Health Services (NNAMHS) campus located at 480 Galletti Way, Sparks, NV 89431 and the Southern Nevada Adult Mental Health Services campus located at 6161 W. Charleston Blvd, Las Vegas, NV 89146 be considered for inclusion in an Opportunity Zone. Please contact Richard Whitley (775-684-4008) or Julie Kotchevar (775-684-5959) for any questions.

Sincerely,

Richard Whitley,
Director

AMERICAN OVERSIGHT

American Nevada
c o m p a n y
A Greenspun Company

RECEIVED
APR 06 2018 AC
OFFICE OF THE GOVERNOR
CARSON CITY, NV

April 5, 2018

Governor Brian Sandoval
Via Federal Express
State Capitol Building
101 N. Carson Street
Carson City, NV 89701
775-684-5670

Via Hand Delivery
Grant Sawyer State Office Building
555 E. Washington Ave.
Ste. #5100
Las Vegas, NV 89101

Re: Opportunity Zone Designation

Dear Mr. Armstrong:

I am writing on behalf of the Greenspun, Fine and Gale families and American Nevada Company, as owners of the property at 5 W. Bonneville Avenue, at the southwest corner of Main Street and Bonneville Avenue in downtown Las Vegas (APN 139-34-302-007).

American Nevada Company (ANC) has been developing properties in southern Nevada for more than 40 years, including approx. 12,000 acres of master-planned communities (Green Valley, Green Valley Ranch, Seven Hills in partnership with Forest City, and Aliante in partnership with Pulte Homes). In addition, ANC has developed approximately 3 million square feet of office, retail, residential, mixed use, recreational/fitness, and hotel/gaming properties. I have attached a copy of our firm bio for your reference.

We have a strong interest in the potential for the City of Las Vegas to secure the benefits of the Opportunity Zone designations. As indicated in the attached City of Las Vegas Opportunity Zone Request map dated March 5, 2018, our property is located in Census Tract #9, currently ineligible, but designated as a Safe Harbor tract that can gain the opportunity zone designation based on its prior eligibility. We want to voice our support for the designation of Tract #9 as an opportunity zone.

We are working in conjunction with the Fine Group that owns the Ice House parcel at 650 S. Main Street to create a joint development on our two sites. We are in discussions with the RTC to acquire the land between our two sites to form a larger, contiguous parcel. We believe our site can accommodate a dense development that may include mixed use commercial spaces, residential units, and structured parking. Most recently, with the Fine Group, we submitted a joint proposal to develop the City's Municipal Courthouse on our two sites. This project was approx. 100,000 square feet.

AMERICAN OVERSIGHT
NV-DA-20-0615-A-004666

I am available at your convenience to discuss this further, if needed.

Sincerely,

Phillip Ralston
President
American Nevada Company, LLC

Attachments
CC: Derek Armstrong
Scott Carter

NV-DA-20-0615-A-004607

AMERICAN OVERSIGHT

RECEIVED
APR 09 2018 AC
OFFICE OF THE GOVERNOR
CARSON CITY, NV

MARK L. FINE
& ASSOCIATES

FINE PROPERTIES

650 South Main Street | Las Vegas, NV 89101 | 702-566-7210

April 5, 2018

Via Federal Express
Governor Brian Sandoval
State Capitol Building
101 N. Carson Street
Carson City, NV 89701
775-684-5670

Via Hand-Delivery
Governor Brian Sandoval
Grant Sawyer State Office Building
555 E. Washington Ave.
Ste. #5100
Las Vegas, NV 89101

Re: Support for the designation of Census Tract #9 in downtown Las Vegas as an Opportunity Zone

Dear Governor Sandoval:

We write to express our support for the inclusion of Census Tract 9 located in downtown Las Vegas in the list of census tracts Nevada submits to the federal government for designation as Qualified Opportunity Zones. We are property owners and business residents of Census Tract 9 and are in the process of acquiring more property in the area. We believe this area has tremendous potential for development in the urban core of Las Vegas and that designation as an Opportunity Zone would provide a significant catalyst for further development.

We have been working closely with American Nevada Company on possible joint development projects within census tract #9 that would bring high-density mixed-use development to the area. A project of the scale being contemplated would, with the appropriate governmental approvals, allow for high density mixed use development supporting a project investment of as much as $120mm. The

AMERICAN OVERSIGHT

significant tax advantages of building a project within a designated Opportunity Zone could mean the difference between being able to finance a project of this size in what has traditionally been an economically challenged area.

Attached please find some additional background on us and our companies.

Sincerely,



Mark L. Fine Jeffrey A. Fine

Attachments

AMERICAN OVERSIGHT

Background of Mark L. Fine & Associates / Fine Properties

Mark L. Fine & Associates serves as one of Southern Nevada's preeminent real estate development companies with a diverse portfolio including residential, commercial and government developments. The company's mastermind helped to envision three of Las Vegas' most successful custom home communities - Quail Ridge Estates, The Fountains, and Grand Legacy - as well as nearly 2 million square feet of office, industrial and retail space and amenities, including Legacy golf course and the former Green Valley Athletic Club.

More recently, Mark L. Fine & Associates developed the Las Vegas Metropolitan Police Headquarters and Mark served as a strategic advisor to Focus Property Group in their development of two master-planned communities: Mountain's Edge, a 3,500-acre master-planned community in the southwest region of the Las Vegas Valley; and Providence, a 1,200-acre community in northwest Las Vegas.

Fine Properties was established in 2005 by Jeffrey Fine. Jeffrey comes from an extraordinary legacy of influential Nevadans. His grandfather, Hank Greenspun, helped shape Las Vegas' real estate and communications industry; Jeffrey's father Mark L. Fine, is one of Southern Nevada's preeminent real estate developers; and his mother Susan, an eternal philanthropist, is an active member of the Anti-Defamation League and sits on the Greenspun Family Foundation Board. Fine Properties was created with a focus on office and retail development. Since its founding Fine Properties has developed several unique, high-end retail projects in Summerlin as well as the Metropolitan Police Department Headquarters located in downtown Las Vegas.

Mark L. Fine & Associates in partnership with Fine Properties developed the Las Vegas Metropolitan Police Department's new headquarters in 2011. The complex consists of three buildings totaling 373,327 square feet on a 13.76 acre site. The new facility, located at Martin Luther King Boulevard and Alta Drive, has provided consolidated operations. Officials first planned the project as a way to centralize much of the department, including detective bureaus, records and fingerprinting. The headquarters has a main building with the sheriff's office and other administrative offices with the remaining two buildings housing other services and bureaus. Before the new complex opened, Las Vegas police operated out of the old Las Vegas City Hall, which the city vacated when the new City Hall opened in 2012. Gillespie said the new location has worked out well in putting different areas of the department in the same complex. The project features a five level secured parking garage with 1,680 spaces as well as 513 surface parking spaces.

AMERICAN OVERSIGHT

Stephanie M. Klapstein

From: Andrew Clinger <aclinger@gov.nv.gov>
Sent: Thursday, June 14, 2018 12:04 PM
To: Paul Anderson; Derek Armstrong
Subject: Opportunity Zones
Attachments: Copy of Nevada Designated QOZs.xlsx; IRS Designation Letter NV.PDF

Nevada's Opportunity Zones have been approved.

Andrew Clinger
Senior Advisor
Office of Governor Brian Sandoval
101 North Carson Street
Carson City, NV 89701
T: 775-684-5670|D: 775-684-5667|F: 775-684-5683|E: aclinger@gov.nv.gov

AMERICAN OVERSIGHT

Department of the Treasury
Internal Revenue Service
Small Business/Self-Employed
c/o Community Development Financial Institutions Fund
1500 Pennsylvania Ave NW
Washington, DC 20220

Date:
06/14/2018
Contact telephone number:
202-653-0406 (CDFI Fund)
Contact hours:
8:00 AM – 4:30 PM Eastern

The Honorable Brian Sandoval
Governor, State of Nevada
Capitol Building
101 North Carson Street
Carson City, NV 89701

Designation of Qualified Opportunity Zones

The Community Development Financial Institutions Fund (CDFI Fund) sent us your nomination of eligible census tracts (tracts) to be designated as Qualified Opportunity Zones.

We certified your nomination and designated such tracts as Qualified Opportunity Zones under Internal Revenue Code (IRC) Section 1400Z-1(b)(1)(B). Attached is a listing of the designated tracts.

The CDFI Fund will notify the public that these tracts have been designated as Qualified Opportunity Zones. You can find this on www.cdfifund.gov by searching for "Opportunity Zones Information Resources."

If you need assistance or you believe you received this letter in error, please call the telephone number listed at the top of this letter.

Keep this letter for your records.

Sincerely,
Mary Beth Murphy
Mary Beth Murphy
Commissioner
Small Business/Self-Employed Division

Enclosures: Listing of designated Qualified Opportunity Zones

AMERICAN OVERSIGHT

NV-DA-20-0615-A-004672

NEVADA

Designated Qualified Opportunity Zones

Census Tract Number	Tract Type	ACS Data Source
32001950500	Low-Income Community	2011-2015
32003000103	Low-Income Community	2011-2015
32003000105	Low-Income Community	2011-2015
32003000106	Low-Income Community	2011-2015
32003000201	Low-Income Community	2011-2015
32003000203	Low-Income Community	2011-2015
32003000301	Low-Income Community	2011-2015
32003000401	Low-Income Community	2011-2015
32003000402	Low-Income Community	2011-2015
32003000403	Low-Income Community	2011-2015
32003000510	Low-Income Community	2011-2015
32003000520	Low-Income Community	2011-2015
32003000521	Low-Income Community	2011-2015
32003000522	Low-Income Community	2011-2015
32003000523	Low-Income Community	2011-2015
32003000600	Low-Income Community	2011-2015
32003000700	Low-Income Community	2011-2015
32003000800	Low-Income Community	2011-2015
32003001100	Low-Income Community	2011-2015
32003001300	Low-Income Community	2011-2015
32003001501	Low-Income Community	2011-2015
32003001607	Low-Income Community	2011-2015
32003001801	Low-Income Community	2011-2015
32003001901	Low-Income Community	2011-2015
32003002201	Low-Income Community	2011-2015
32003002403	Low-Income Community	2011-2015
32003002404	Low-Income Community	2011-2015
32003002405	Low-Income Community	2011-2015
32003002506	Low-Income Community	2011-2015
32003002603	Low-Income Community	2011-2015
32003002847	Low-Income Community	2011-2015
32003002905	Low-Income Community	2011-2015
32003002962	Low-Income Community	2011-2015
32003003006	Low-Income Community	2011-2015
32003003616	Low-Income Community	2011-2015
32003003700	Low-Income Community	2011-2015
32003003800	Low-Income Community	2011-2015
32003004000	Low-Income Community	2011-2015
32003004302	Low-Income Community	2011-2015
32003005005	Low-Income Community	2011-2015
32003005200	Low-Income Community	2011-2015
32003005421	Low-Income Community	2011-2015

AMERICAN OVERSIGHT

NEVADA

Designated Qualified Opportunity Zones

Census Tract Number	Tract Type	ACS Data Source
32003005422	Low-Income Community	2011-2015
32003005438	Low-Income Community	2011-2015
32003006800	Low-Income Community	2011-2015
32003007800	Low-Income Community	2011-2015
32007951500	Low-Income Community	2011-2015
32019960103	Low-Income Community	2011-2015
32019960201	Low-Income Community	2011-2015
32023960401	Low-Income Community	2011-2015
32029970200	Non-LIC Contiguous	2012-2016
32031000101	Low-Income Community	2011-2015
32031000102	Low-Income Community	2011-2015
32031000201	Low-Income Community	2011-2015
32031000202	Low-Income Community	2011-2015
32031000900	Low-Income Community	2011-2015
32031001009	Low-Income Community	2011-2015
32031001502	Low-Income Community	2011-2015
32031003101	Low-Income Community	2011-2015
32031940200	Low-Income Community	2011-2015
32510000600	Low-Income Community	2011-2015

AMERICAN OVERSIGHT

Stephanie M. Klapstein

From: Julie Guerrero <manager-jg@churchillcounty.org>
Sent: Tuesday, April 17, 2018 9:22 AM
To: Christina Davis
Subject: Opportunity Zones - Churchill County

Hello Christina,

A few months ago I read an article about a provision tucked into the new Tax Bill to help communities struggling with economic development. The article said that Governors of each state were being asked to designate "Opportunity Zones" from a pool of low-income, high-poverty census tracts for nomination. One of our Commissioners inquired this morning and asked if I could reach out to the Governor's Office to see if Nevada is participating; if "Opportunity Zones" have already been designated, and who the appropriate contacts are. Any help you are able to provide to point me in the right direction would be much appreciated.

Thank you,

Julie B Guerrero
Executive Assistant
Churchill County Manager
155 N. Taylor St., Ste 153
Fallon, NV 89406
(775) 423-5136

AMERICAN OVERSIGHT

Stephanie M. Klapstein

From: Julie Guerrero <manager-jg@churchillcounty.org>
Sent: Tuesday, April 17, 2018 9:22 AM
To: Christina Davis
Subject: Opportunity Zones - Churchill County

Hello Christina,

A few months ago I read an article about a provision tucked into the new Tax Bill to help communities struggling with economic development. The article said that Governors of each state were being asked to designate "Opportunity Zones" from a pool of low-income, high-poverty census tracts for nomination. One of our Commissioners inquired this morning and asked if I could reach out to the Governor's Office to see if Nevada is participating; if "Opportunity Zones" have already been designated, and who the appropriate contacts are. Any help you are able to provide to point me in the right direction would be much appreciated.

Thank you,

Julie B Guerrero
Executive Assistant
Churchill County Manager
155 N. Taylor St., Ste 153
Fallon, NV 89406
(775) 423-5136

AMERICAN OVERSIGHT

Stephanie M. Klapstein

From: Parkinson, Zach Z. EOP/WHO <Andrew.Z.Parkinson@who.eop.gov>
Sent: Wednesday, December 12, 2018 8:52 AM
To: Parkinson, Zach Z. EOP/WHO
Cc: Hasse, Sarah K. EOP/WHO
Subject: Opportunity Zones - Creating Investment in America's Distressed Communities

THE WHITE HOUSE
Office of Communications

This afternoon, **President Trump will host an event the White House where he will sign an executive order and tout the power of Opportunity Zones to spur investment in distressed communities**.

Opportunity Zones were created by last year's Tax Cuts and Jobs Act, which included legislation from Senator Tim Scott to offer capital gains tax relief to investors who put money into designated economically distressed areas. **By incentivizing an estimated $100 billion into these areas in all 50 states, opportunity zones are a powerful tool for bringing economic growth and job creation to the American communities that need them the most.**

As part of today's event, **the President will sign an executive order creating the White House Opportunity and Revitalization Council.** Led by HUD Secretary Ben Carson, the Council will improve revitalization efforts by streamlining, coordinating, and targeting existing Federal programs to economically distressed areas, including Opportunity Zones.

More information on Opportunity Zones and the executive order below.

Top Talkers:

- Opportunity Zones are designed to spur economic development and job creation by encouraging long-term investments in distressed communities across America.
    - Opportunity Zones are designated by the Governors of every U.S. state and territory.
    - The incentive offers capital gains tax relief to investors for new investment in designated Opportunity Zones.
- 8,761 communities in all 50 states, Washington, D.C., and five U.S. territories have been designated as Opportunity Zones.
    - Nearly 35 million Americans live in communities designated as Opportunity Zones.
- Opportunity Zones are a powerful vehicle for bringing economic growth to the American communities that need it most.
    - Opportunity Zones will lead to new jobs and economic growth that will move these communities forward and create a brighter future.
    - An estimated $100 billion in private capital will be invested in Opportunity Zones.

AMERICAN OVERSIGHT

- By executive order, President Trump is establishing the White House Opportunity and Revitalization Council to improve revitalization efforts.
    - The Council will help streamline, coordinate, and target existing Federal programs to economically distressed areas, including Opportunity Zones.
    - Lack of coordination and targeting has previously led to cumbersome applications, program waste, and ineffective benefits.

Full List of Opportunity Zones: Downloadable Link

- Full list of the of the more than 8,700 Opportunity Zones, including those in your state.

FAQs: Opportunity Zones Frequently Asked Questions

Tweets:



(Click to View)

AMERICAN OVERSIGHT



(Click to View)

President Trump Is Lifting Up American Communities That Have Been Left Behind

"[O]ur tax bill also creates new opportunity zones rewarding those who invest in distressed communities and create more jobs for those who have, too often, simply been left behind."

– President Donald J. Trump

CREATING OPPORTUNITY FOR ALL: President Donald J. Trump is encouraging investment to create opportunity in distressed communities.

- President Trump is signing an Executive Order establishing the White House Opportunity and Revitalization Council.

AMERICAN OVERSIGHT

    - The Council will be chaired by the Secretary of Housing and Urban Development, Ben Carson, and comprised of 13 Federal agencies.
- The Council will engage with all levels of government on ways to better use tax payer dollars to revitalize low-income communities.
- The Council will improve revitalization efforts by streamlining, coordinating, and targeting existing Federal programs to economically distressed areas, including Opportunity Zones.
    - Lack of coordination and targeting has led to cumbersome applications, program waste, and ineffective benefits.
- The Council will consider legislative proposals and undertake regulatory reform to remove barriers to revitalization efforts.
- The Council will present the President with a number of reports identifying and recommending ways to encourage investment in economically distressed communities.

ENCOURAGING INVESTMENT: Opportunity Zones will spur private investment to revitalize hurting communities and unleash their economic potential.

- In 2017, President Trump signed the Tax Cuts and Jobs Act, which established Opportunity Zones to incentivize long-term investments in low-income communities across the country.
- These incentives offer capital gains tax relief to investors for new investment in designated Opportunity Zones.
- Opportunity Zones are anticipated to spur $100 billion in private capital investment.
- Incentivizing investment in low-income communities fosters economic revitalization and job creation and promotes sustainable economic growth across the Nation.

LIFTING UP COMMUNITIES: Opportunity Zones help drive economic growth and lift up communities that have been left behind.

- Opportunity Zones are a powerful vehicle for bringing economic growth and job creation to the American communities that need them the most.
    - On average, the median family income in an Opportunity Zone is 37 percent below the state median.
    - The average poverty rate in an Opportunity Zone is 32 percent, compared to the national rate of 17 percent.
- 8,761 communities in all 50 States, the District of Columbia, and 5 Territories have been designated as Opportunity Zones.
    - Nearly 35 million Americans live in communities designated as Opportunity Zones.

###

Zach Parkinson
Deputy Director of Government Communications
White House Communications
Desk: (202)-456-4689
Andrew.Z.Parkinson@who.eop.gov

AMERICAN OVERSIGHT

NV-DA-20-0615-A-004680

Stephanie M. Klapstein

From: Andrew Clinger <aclinger@gov.nv.gov>
Sent: Thursday, April 19, 2018 9:38 AM
To: Cory Hunt
Subject: Opportunity Zones
Attachments: 20180419093450849.pdf; 20180419093508491.pdf; 20180419093528047.pdf

Cory,

I wanted to make sure you had all of these.

Andrew Clinger
Senior Advisor
Office of Governor Brian Sandoval
101 North Carson Street
Carson City, NV 89701
T: 775-684-5670|D: 775-684-5667|F: 775-684-5683|E: aclinger@gov.nv.gov

AMERICAN OVERSIGHT

NV-DA-20-0615-A-004681

RECEIVED Awden
MAR 27 2018
OFFICE OF THE GOVERNOR
CARSON CITY, NV

BRIAN SANDOVAL
Governor

RICHARD WHITLEY, MS
Director

DEPARTMENT OF HEALTH AND HUMAN SERVICES
DIRECTOR'S OFFICE
4126 Technology Way, Ste.100
Carson City, NV, 89706
Telephone (775) 684-4000 • Fax (775) 684-4010
http://dhhs.nv.gov

March 23, 2018

Mike Willden
Chief of Staff
Governor's Office
101 N Carson Street
Carson City, NV 89701

Dear Mr. Willden,

The Department of Health and Human Services (DHHS) is requesting, based on community feedback and interest, that the Northern Nevada Adult Mental Health Services (NNAMHS) campus located at 480 Galletti Way, Sparks, NV 89431 and the Southern Nevada Adult Mental Health Services campus located at 6161 W. Charleston Blvd, Las Vegas, NV 89146 be considered for inclusion in an Opportunity Zone. Please contact Richard Whitley (775-684-4008) or Julie Kotchevar (775-684-5959) for any questions.

Sincerely,

Richard Whitley,
Director

AMERICAN OVERSIGHT

American Nevada
c o m p a n y
A Greenspun Company

RECEIVED
APR 06 2018 AC
OFFICE OF THE GOVERNOR
CARSON CITY, NV

April 5, 2018

Governor Brian Sandoval
Via Federal Express
State Capitol Building
101 N. Carson Street
Carson City, NV 89701
775-684-5670

Via Hand Delivery
Grant Sawyer State Office Building
555 E. Washington Ave.
Ste. #5100
Las Vegas, NV 89101

Re: Opportunity Zone Designation

Dear Mr. Armstrong:

I am writing on behalf of the Greenspun, Fine and Gale families and American Nevada Company, as owners of the property at 5 W. Bonneville Avenue, at the southwest corner of Main Street and Bonneville Avenue in downtown Las Vegas (APN 139-34-302-007).

American Nevada Company (ANC) has been developing properties in southern Nevada for more than 40 years, including approx. 12,000 acres of master-planned communities (Green Valley, Green Valley Ranch, Seven Hills in partnership with Forest City, and Aliante in partnership with Pulte Homes). In addition, ANC has developed approximately 3 million square feet of office, retail, residential, mixed use, recreational/fitness, and hotel/gaming properties. I have attached a copy of our firm bio for your reference.

We have a strong interest in the potential for the City of Las Vegas to secure the benefits of the Opportunity Zone designations. As indicated in the attached City of Las Vegas Opportunity Zone Request map dated March 5, 2018, our property is located in Census Tract #9, currently ineligible, but designated as a Safe Harbor tract that can gain the opportunity zone designation based on its prior eligibility. We want to voice our support for the designation of Tract #9 as an opportunity zone.

We are working in conjunction with the Fine Group that owns the Ice House parcel at 650 S. Main Street to create a joint development on our two sites. We are in discussions with the RTC to acquire the land between our two sites to form a larger, contiguous parcel. We believe our site can accommodate a dense development that may include mixed use commercial spaces, residential units, and structured parking. Most recently, with the Fine Group, we submitted a joint proposal to develop the City's Municipal Courthouse on our two sites. This project was approx. 100,000 square feet.

American Nevada Company, LLC, a Nevada Limited Liability Company
2360 Corporate Circle, Ste. 330 | Henderson, NV 89074
702.458.8855 | www.AmericanNevada.com

AMERICAN OVERSIGHT
NV-DA-20-0615-A-004683

I am available at your convenience to discuss this further, if needed.

Sincerely,

Phillip Ralston
President
American Nevada Company, LLC

Attachments
CC: Derek Armstrong
Scott Carter

NV-DA-20-0615-A-004684
AMERICAN OVERSIGHT

RECEIVED
APR 09 2018 AC
OFFICE OF THE GOVERNOR
CARSON CITY, NV

MARK L. FINE
& ASSOCIATES

FINE PROPERTIES

650 South Main Street | Las Vegas, NV 89101 | 702-566-7210

April 5, 2018

Via Federal Express
Governor Brian Sandoval
State Capitol Building
101 N. Carson Street
Carson City, NV 89701
775-684-5670

Via Hand-Delivery
Governor Brian Sandoval
Grant Sawyer State Office Building
555 E. Washington Ave.
Ste. #5100
Las Vegas, NV 89101

Re: Support for the designation of Census Tract #9 in downtown Las Vegas as an Opportunity Zone

Dear Governor Sandoval:

We write to express our support for the inclusion of Census Tract 9 located in downtown Las Vegas in the list of census tracts Nevada submits to the federal government for designation as Qualified Opportunity Zones. We are property owners and business residents of Census Tract 9 and are in the process of acquiring more property in the area. We believe this area has tremendous potential for development in the urban core of Las Vegas and that designation as an Opportunity Zone would provide a significant catalyst for further development.

We have been working closely with American Nevada Company on possible joint development projects within census tract #9 that would bring high-density mixed-use development to the area. A project of the scale being contemplated would, with the appropriate governmental approvals, allow for high density mixed use development supporting a project investment of as much as $120mm. The

AMERICAN OVERSIGHT

significant tax advantages of building a project within a designated Opportunity Zone could mean the difference between being able to finance a project of this size in what has traditionally been an economically challenged area.

Attached please find some additional background on us and our companies.

Sincerely,



Mark L. Fine Jeffrey A. Fine

Attachments

AMERICAN OVERSIGHT

Background of Mark L. Fine & Associates / Fine Properties

Mark L. Fine & Associates serves as one of Southern Nevada's preeminent real estate development companies with a diverse portfolio including residential, commercial and government developments. The company's mastermind helped to envision three of Las Vegas' most successful custom home communities - Quail Ridge Estates, The Fountains, and Grand Legacy - as well as nearly 2 million square feet of office, industrial and retail space and amenities, including Legacy golf course and the former Green Valley Athletic Club.

More recently, Mark L. Fine & Associates developed the Las Vegas Metropolitan Police Headquarters and Mark served as a strategic advisor to Focus Property Group in their development of two master-planned communities: Mountain's Edge, a 3,500-acre master-planned community in the southwest region of the Las Vegas Valley; and Providence, a 1,200-acre community in northwest Las Vegas.

Fine Properties was established in 2005 by Jeffrey Fine. Jeffrey comes from an extraordinary legacy of influential Nevadans. His grandfather, Hank Greenspun, helped shape Las Vegas' real estate and communications industry; Jeffrey's father Mark L. Fine, is one of Southern Nevada's preeminent real estate developers; and his mother Susan, an eternal philanthropist, is an active member of the Anti-Defamation League and sits on the Greenspun Family Foundation Board. Fine Properties was created with a focus on office and retail development. Since its founding Fine Properties has developed several unique, high-end retail projects in Summerlin as well as the Metropolitan Police Department Headquarters located in downtown Las Vegas.

Mark L. Fine & Associates in partnership with Fine Properties developed the Las Vegas Metropolitan Police Department's new headquarters in 2011. The complex consists of three buildings totaling 373,327 square feet on a 13.76 acre site. The new facility, located at Martin Luther King Boulevard and Alta Drive, has provided consolidated operations. Officials first planned the project as a way to centralize much of the department, including detective bureaus, records and fingerprinting. The headquarters has a main building with the sheriff's office and other administrative offices with the remaining two buildings housing other services and bureaus. Before the new complex opened, Las Vegas police operated out of the old Las Vegas City Hall, which the city vacated when the new City Hall opened in 2012. Gillespie said the new location has worked out well in putting different areas of the department in the same complex. The project features a five level secured parking garage with 1,680 spaces as well as 513 surface parking spaces.

AMERICAN OVERSIGHT

Stephanie M. Klapstein

From: Andrew Clinger <aclinger@gov.nv.gov>
Sent: Thursday, June 14, 2018 12:04 PM
To: Paul Anderson; Derek Armstrong
Subject: Opportunity Zones
Attachments: Copy of Nevada Designated QOZs.xlsx; IRS Designation Letter NV.PDF

Nevada's Opportunity Zones have been approved.

Andrew Clinger
Senior Advisor
Office of Governor Brian Sandoval
101 North Carson Street
Carson City, NV 89701
T: 775-684-5670|D: 775-684-5667|F: 775-684-5683|E: aclinger@gov.nv.gov

AMERICAN OVERSIGHT

Department of the Treasury
Internal Revenue Service
Small Business/Self-Employed
c/o Community Development Financial Institutions Fund
1500 Pennsylvania Ave NW
Washington, DC 20220

Date:
06/14/2018
Contact telephone number:
202-653-0406 (CDFI Fund)
Contact hours:
8:00 AM – 4:30 PM Eastern

The Honorable Brian Sandoval
Governor, State of Nevada
Capitol Building
101 North Carson Street
Carson City, NV 89701

Designation of Qualified Opportunity Zones

The Community Development Financial Institutions Fund (CDFI Fund) sent us your nomination of eligible census tracts (tracts) to be designated as Qualified Opportunity Zones.

We certified your nomination and designated such tracts as Qualified Opportunity Zones under Internal Revenue Code (IRC) Section 1400Z-1(b)(1)(B). Attached is a listing of the designated tracts.

The CDFI Fund will notify the public that these tracts have been designated as Qualified Opportunity Zones. You can find this on www.cdfifund.gov by searching for "Opportunity Zones Information Resources."

If you need assistance or you believe you received this letter in error, please call the telephone number listed at the top of this letter.

Keep this letter for your records.

Sincerely,
Mary Beth Murphy
Mary Beth Murphy
Commissioner
Small Business/Self-Employed Division

Enclosures: Listing of designated Qualified Opportunity Zones

AMERICAN OVERSIGHT

NEVADA

Designated Qualified Opportunity Zones

Census Tract Number	Tract Type	ACS Data Source
32001950500	Low-Income Community	2011-2015
32003000103	Low-Income Community	2011-2015
32003000105	Low-Income Community	2011-2015
32003000106	Low-Income Community	2011-2015
32003000201	Low-Income Community	2011-2015
32003000203	Low-Income Community	2011-2015
32003000301	Low-Income Community	2011-2015
32003000401	Low-Income Community	2011-2015
32003000402	Low-Income Community	2011-2015
32003000403	Low-Income Community	2011-2015
32003000510	Low-Income Community	2011-2015
32003000520	Low-Income Community	2011-2015
32003000521	Low-Income Community	2011-2015
32003000522	Low-Income Community	2011-2015
32003000523	Low-Income Community	2011-2015
32003000600	Low-Income Community	2011-2015
32003000700	Low-Income Community	2011-2015
32003000800	Low-Income Community	2011-2015
32003001100	Low-Income Community	2011-2015
32003001300	Low-Income Community	2011-2015
32003001501	Low-Income Community	2011-2015
32003001607	Low-Income Community	2011-2015
32003001801	Low-Income Community	2011-2015
32003001901	Low-Income Community	2011-2015
32003002201	Low-Income Community	2011-2015
32003002403	Low-Income Community	2011-2015
32003002404	Low-Income Community	2011-2015
32003002405	Low-Income Community	2011-2015
32003002506	Low-Income Community	2011-2015
32003002603	Low-Income Community	2011-2015
32003002847	Low-Income Community	2011-2015
32003002905	Low-Income Community	2011-2015
32003002962	Low-Income Community	2011-2015
32003003006	Low-Income Community	2011-2015
32003003616	Low-Income Community	2011-2015
32003003700	Low-Income Community	2011-2015
32003003800	Low-Income Community	2011-2015
32003004000	Low-Income Community	2011-2015
32003004302	Low-Income Community	2011-2015
32003005005	Low-Income Community	2011-2015
32003005200	Low-Income Community	2011-2015
32003005421	Low-Income Community	2011-2015

AMERICAN OVERSIGHT

NEVADA

Designated Qualified Opportunity Zones

Census Tract Number	Tract Type	ACS Data Source
32003005422	Low-Income Community	2011-2015
32003005438	Low-Income Community	2011-2015
32003006800	Low-Income Community	2011-2015
32003007800	Low-Income Community	2011-2015
32007951500	Low-Income Community	2011-2015
32019960103	Low-Income Community	2011-2015
32019960201	Low-Income Community	2011-2015
32023960401	Low-Income Community	2011-2015
32029970200	Non-LIC Contiguous	2012-2016
32031000101	Low-Income Community	2011-2015
32031000102	Low-Income Community	2011-2015
32031000201	Low-Income Community	2011-2015
32031000202	Low-Income Community	2011-2015
32031000900	Low-Income Community	2011-2015
32031001009	Low-Income Community	2011-2015
32031001502	Low-Income Community	2011-2015
32031003101	Low-Income Community	2011-2015
32031940200	Low-Income Community	2011-2015
32510000600	Low-Income Community	2011-2015

AMERICAN OVERSIGHT

Stephanie M. Klapstein

From: Imhoff, Olivia P. EOP/WHO <Olivia.P.Imhoff2@who.eop.gov>
Sent: Tuesday, April 09, 2019 12:34 PM
To: darmstrong@diversifynevada.com
Subject: Opportunity Zones Conference - April 17



The White House Office of Intergovernmental Affairs invites you to attend

An Opportunity Zone Conference with State, Local, Tribal, and Community Leaders

April 17, 2019

1:00 p.m. - 5:00 p.m.

Please submit your information in the secure link provided below by **Friday, April 12.** Note that this invitation is non-transferrable.

Event Registration Link: Click Here

A list of frequently asked questions is below. More information, including arrival instructions (i.e., address and times) and the itinerary, will be forthcoming. Pertinent event updates will be sent to the email address that you register with.

Frequently Asked Questions:

What information do I need to submit in order to attend? Clicking on the registration link provided above will outline the information you are required to submit in order to register to attend. Secret Service requires all visitors to submit this information prior to arrival. Please do not fill out this information if you cannot attend. It is essential that all information is submitted accurately. The information you submit must exactly match what is listed on your government issued photo identification that you will be required to present to Secret Service before entry onto White House grounds. The information you submit must exactly match that of your government issued identification (can be a passport, driver's license, etc.) that you will be required to present to Secret Service before entering White House grounds.

AMERICAN OVERSIGHT

NV-DA-20-0615-A-004692

How do I know if I successfully registered? Once you click on the registration link, fill out all required information, and submit it, you will receive a confirmation message to the email address you provided. Please make sure to check your spam/junk email folder if you do not receive this confirmation.

What time should I plan to arrive? While the conference begins at 1:00 p.m., you'll want to plan on arriving by 12:30 p.m. in order to get through security. You'll be allowed to enter the White House grounds in the time window between 12:00 p.m. and 2:00 p.m.

What if the link does not work? If the registration link provided does not work or will not properly load, try using a different browser. If you are still unable to register, please contact White House Office of Intergovernmental Affairs staff or reply to this email.

Is this invitation transferable / can I bring a friend or relative? No, this invitation is non-transferable unless discussed with the White House Office of Intergovernmental Affairs. Any information submitted from an uninvited guest will not be processed.

Who is speaking and what's on the agenda? An agenda will be sent out prior to the conference; you can expect senior Administration officials to speak and participate in this conference.

Where do I go? All events will take place on the White House complex (1600 Pennsylvania Avenue, NW, Washington DC). We will provide further information ahead of the event date.

How do I get around Washington, D.C.? For travel and transportation in Washington, D.C., taxies and ride sharing services are readily available. The metro is also a convenient way to travel. The closest metro stops are Federal Triangle and Farragut West. More information on the metro, including travel times and maps, can be found by clicking here.

AMERICAN OVERSIGHT

NV-DA-20-0615-A-004693

Stephanie M. Klapstein

From: Route Fifty Today <news@e.routefifty.com>
Sent: Monday, June 18, 2018 4:03 AM
To: Mark Hutchison
Subject: Opportunity Zones for new federal tax breaks approved in all 50 states

Problems viewing? View as a web page

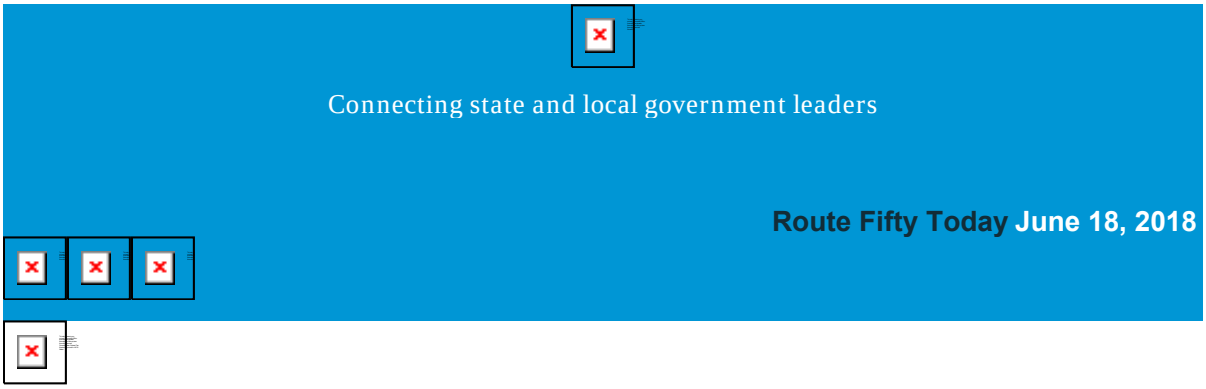

Zones for New Federal Tax Breaks Approved in All 50 States

BILL LUCIA | Guidance for the "Opportunity Zones" program, which will provide tax breaks for investments in low-income areas, is still forthcoming.

Local Advocates Decry Proposed State 'Bribe' to Permit Drilling

DAVE NYCZEPIR | House Republicans are pushing a plan that would financially incentivize states to drill for oil and gas and punish those that don't.

State Budget Forecasts Could Shift in a Big Way

RICHARD F. KEEVEY | SPECIAL TO ROUTE FIFTY | COMMENTARY | Here's why preliminary observations and estimates from the recent 'Fiscal Survey of the States' could significantly change, according to New Jersey's former state budget director and comptroller.

New Special Report: IT Priorities for State Governments in 2018

Only five governors, in their State of the State addresses, mentioned the looming topic of cybersecurity. This special report looks at what's leading the state government IT agenda this year, including recent Route Fifty stories from Georgia and Oregon.

Download Now

AMERICAN OVERSIGHT

Virginia Approves Workforce Training Grant for Beer, Cider, Wine and Liquor-making

KATE ELIZABETH QUERAM | The grant, a collaboration between two community colleges, will be used to enhance existing curriculum and to establish two training facilities—one for wine and cider, the other for beer and liquor.

Sacramento Sees 'Impressive' Results With Its Homeless Triage Shelter

MICHAEL GRASS AND LAURA MAGGI | STATE AND LOCAL ROUNDUP | New concerns over the Bourbon virus in Missouri; S.D. hospital stops sending unregulated medical waste to city landfill … and a progress report for Baltimore's big bus realignment.

Autonomous Vehicles Must Put People First

BRYAN K. BARNETT | SPECIAL TO ROUTE FIFTY | COMMENTARY | The mayor of Rochester Hills, Michigan, on why mayors are looking to shape the future of AVs.

Children With Autism Left Behind by Low Medicaid Rates

MICHAEL OLLOVE | THE PEW CHARITABLE TRUSTS | Lawsuits in South Carolina and California accuse the states of failing to provide "medically necessary" services for children with autism because Medicaid reimbursement rates are so low that no providers will accept them.

Maine Voters Overrule Their Leaders

RUSSELL BERMAN | THE ATLANTIC | With support from Governor Paul LePage, the legislature nullified a statewide referendum approving ranked-choice voting. On Tuesday, the citizens got the final word and enacted it again.

Help Us Honor the Best in State and Local Government

MITCH HERCKIS | Nominations for the third annual Route Fifty Navigator Awards are now open!

New Special Report: IT Priorities for State Governments in 2018

Only five governors, in their State of the State addresses, mentioned the looming topic of cybersecurity. This special report looks at what's leading the state government IT agenda this year, including recent Route Fifty stories from Georgia and Oregon.

Download Now

ROUTE FIFTY // CUSTOMER SERVICE // CONTACT US // PRIVACY POLICY // UNSUBSCRIBE

This message was sent from Route Fifty to mhutchison@ltgov.nv.gov. You have been sent Route Fifty Today because you have opted in to receive it. Note: It may take our system up to two business days to process your unsubscribe request and during that time you may receive one or two more newsletters. Thank you for reading Route Fifty Today.

AMERICAN OVERSIGHT

NV-DA-20-0615-A-004695



AMERICAN OVERSIGHT

Stephanie M. Klapstein

From: Paul Anderson <paul.anderson@diversifynevada.com>
Sent: Friday, April 27, 2018 3:16 PM
To: Andrew Clinger
Subject: Opportunity Zones

Policy Map uses Nevada (although they can't say it correctly) as example of how to setup opportunity Zones

Jump to 39:38 and listen for just a few. This was CJ was referencing the other day.

https://www.youtube.com/watch?v=QxwwlfNqQfU&feature=youtu.be

Paul Anderson
Executive Director
Nevada Governor's Office of Economic Development
555 E. Washington Suite 5400
Las Vegas, Nevada 89101
paul.anderson@diversifynevada.com
Tel.: 702-486-2700

Nevada Governor's Office of
ECONOMIC DEVELOPMENT
Empowering Success

AMERICAN OVERSIGHT

NV-DA-20-0615-A-004697

Stephanie M. Klapstein

From: Kaya Bromley <kaya.bromley@communityventuresre.com>
Sent: Saturday, February 09, 2019 8:22 PM
To: Sarah Johns; Bosma, Mike; Michael Schnabel; Jeff Limpert; Bryan McArdle; matthew.moore@diversifynevada.com; Karen Schnog; Cory Hunt; Randi Reed; Gerrit Hillebrand; Mike Hix; Stephanie Beeby; Karen Nichols; Joel Grace; Tom Ortiz; Blake Smith; ParTolles; Kyle Rea; FrankLepori; Boulware, Jonathan; Ethan Clift; Jacob LaRow; sthomas@edawn.org; tyler@tollesdevelopment.com; carole@rmdnevada.com; Derek Armstrong; carole@rmdnevada.com; khightower@gov.nv.gov; bkieckhefer@mcdonaldcarano.com; MichaelPagni; Doug Thornley; CRMyers@hollandhart.com; aornelas@cityofsparks.us; Kelly Northridge; asilver@thechambernv.org; Devon Reese; dsolaro@washoecounty.us; Alexander Stettinski; kathomas@washoecounty.us; Ashley Young; Bill Thomas; Kazmierski@edawn.org; Chip Bowlby; Don Tatro
Subject: OZ Summit - Agenda, Overview, Sponsorship
Attachments: Sponsorship Opportunities.pdf; Agenda Speakers:Sponsors.pdf; Summit Overview.pdf

Hey everyone - If your Saturday night is as lame as mine because of the snow, take a look at this stuff I prepared for the OZ Summit. All thoughts and ideas welcome. I am not sending this to our entire Task Force until I get some feedback from you..

Attached for the OZ Summit please find:

1. Agenda
2. Sponsorship Opportunities
3. Summit Overview

I have several national and local speakers and sponsors lined up, but we definitely need more. If you have any speaker or sponsor suggestions please send them my way.

Cheers from the land of ice and snow … and hopefully soon a Vodka/Soda,

Kaya

Kaya Bromley, JD/MSW
General Counsel/Partner
Mobile: **248-302-4656**
Email: **kaya.bromley@communityventuresre.com**
Website: **communityventuresre.com**
LinkedIn: **linkedin.com/in/kayabromley**

COMMUNITYVENTURES|RE
Real Estate Advisors

Certified B Corporation PENDING

Please consider the environment before printing this email or attachments.
This email and any attachments may be confidential or proprietary. If you are not the intended recipient of this email or believe that you have received this correspondence in error, please contact Community Ventures|RE through the information provided above and permanently delete this message.

AMERICAN OVERSIGHT

From: Sarah Johns <sjohns@blockchains.com>
Date: Monday, February 4, 2019 at 3:54 PM
To: Kaya Bromley <kaya@kayabromley.com>, Kaya Bromley <kaya.bromley@communityventuresre.com>
Cc: "Bosma, Mike" <Mike.Bosma@claconnect.com>, Michael Schnabel <michael.schnabel@communityventuresre.com>, Jeff Limpert <limpertj@reno.gov>, Bryan McArdle <mcardle@edawn.org>, "matthew.moore@diversifynevada.com" <matthew.moore@diversifynevada.com>, Karen Schnog <KSchnog@business.nv.gov>, Cory Hunt <chunt@appliedanalysis.com>, Randi Reed <randi@hausofreed.com>, Gerrit Hillebrand <gerrit.hillebrand@communityventuresre.com>, Mike Hix <mhix@firstindependentnv.com>
Subject: RE: OZ Summit - Dates - Need Response ASAP

Our General Counsel Lee Weiss is available to speak on a panel then. I have a prior speaking engagement on the 20th from 11:30-1pm – so as long as the tour is complete by 11am, or starts after 1:30pm that works for me. As an aside – you may want to market this to the group I'm speaking to: https://crewnn.org/about.php

Sarah Johns
Director of Public Relations
BLOCKCHAINS
610 Waltham Way, Sparks, NV 89437
Phone: 775.432.0000 | sjohns@blockchains.com
WEBSITE | LINKEDIN | TWITTER | VCARD

The information transmitted, including attachments, is intended only for the person(s) or entity to which it is addressed and may contain confidential and/or privileged material. Any review, retransmission, dissemination or other use of, or taking of any action in reliance upon this information by persons or entities other than the intended recipient is prohibited. If you received this in error please contact the sender and destroy any copies of this information.

From: Kaya Bromley <kaya@kayabromley.com>
Sent: Monday, February 4, 2019 1:24 PM
To: Kaya Bromley <kaya.bromley@communityventuresre.com>
Cc: Bosma, Mike <Mike.Bosma@claconnect.com>; Michael Schnabel <michael.schnabel@communityventuresre.com>; Jeff Limpert <limpertj@reno.gov>; Sarah Johns <sjohns@blockchains.com>; Bryan McArdle <mcardle@edawn.org>; matthew.moore@diversifynevada.com; Karen Schnog <KSchnog@business.nv.gov>; Cory Hunt <chunt@appliedanalysis.com>; Randi Reed <randi@hausofreed.com>; Gerrit Hillebrand <gerrit.hillebrand@communityventuresre.com>; Mike Hix <mhix@firstindependentnv.com>
Subject: OZ Summit - Dates - Need Response ASAP

Hey Guys –

The Summit is moving along nicely, BUT .. we have to change the date again.

The new date is **MARCH 19-20.**

AMERICAN OVERSIGHT

The educational portion will still be the 19th and the tours will be the 20th.

Please let me know ASAP if you know of any conflicts with that date and other events going on in Northern Nevada.

I AM FINALIZING THIS BY THE END OF THE DAY TODAY!

Thank you!!

Kaya

From: Kaya Bromley <kaya.bromley@communityventuresre.com>
Date: Friday, January 18, 2019 at 2:52 PM
To: Kaya Bromley <Kaya@kayabromley.com>
Cc: "Bosma, Mike" <Mike.Bosma@claconnect.com>, Michael Schnabel <michael.schnabel@communityventuresre.com>, Jeff Limpert <limpertj@reno.gov>, "sjohns@blockchains.com" <sjohns@blockchains.com>, Bryan McArdle <mcardle@edawn.org>, "matthew.moore@diversifynevada.com" <matthew.moore@diversifynevada.com>, Karen Schnog <KSchnog@business.nv.gov>, Cory Hunt <chunt@appliedanalysis.com>, Randi Reed <randi@hausofreed.com>, Gerrit Hillebrand <gerrit.hillebrand@communityventuresre.com>
Subject: Re: OZ Summit Subcommittee Meeting

Hello all - My last meeting ran over but I'm driving to Rue now. Will be about 10 minutes late!

Kaya Bromley
(248) 302-4656

On Jan 15, 2019, at 7:01 PM, Kaya Bromley <kaya@kayabromley.com> wrote:

> Hello All – I sent an invite for Friday at 3pm at Rue Bourbon for whoever can make it. Randi and I will be there for sure.
>
> Rue Bourbon is at 1401 S. Virginia Street, 2nd floor. Parking is in the back.
>
> ---
>
> **From:** Kaya Bromley <kaya.bromley@communityventuresre.com>
> **Date:** Tuesday, January 15, 2019 at 9:51 AM
> **To:** "Bosma, Mike" <Mike.Bosma@claconnect.com>, Michael Schnabel <michael.schnabel@communityventuresre.com>, Jeff Limpert <limpertj@reno.gov>, "sjohns@blockchains.com" <sjohns@blockchains.com>, Bryan McArdle <mcardle@edawn.org>, "matthew.moore@diversifynevada.com" <matthew.moore@diversifynevada.com>, Karen Schnog <KSchnog@business.nv.gov>, Cory Hunt <chunt@appliedanalysis.com>, Randi Reed <randi@hausofreed.com>, Gerrit Hillebrand <gerrit.hillebrand@communityventuresre.com>
> **Subject:** Fwd: Convention Hotel
>
> Hi Guys - Here is an update on the summit.

AMERICAN OVERSIGHT

We have engaged Karen with Red Carpet to help plan this. We are getting a contract today from the Row and Randi is still going to get us a quote from GSR because she knows someone over there.

Can you all meet in person this week to work on this?

Thursday at 3pm? If that doesn't work give me some times that will.

Thanks!

Kaya Bromley
(248) 302-4656

Begin forwarded message:

> **From:** Kaya Bromley <kaya@kayabromley.com>
> **Date:** January 15, 2019 at 9:46:49 AM PST
> **To:** Karen Nichols <karen@redcarpetdmc.com>
> **Cc:** "Bosma, Mike" <Mike.Bosma@claconnect.com>
> **Subject: Re: Convention Hotel**
>
> Hi Karen. This sounds good. I look forward to receiving the contract. Thanks!!
>
> Kaya Bromley
> (248) 302-4656

> On Jan 15, 2019, at 9:10 AM, Karen Nichols <karen@redcarpetdmc.com> wrote:
>
> > Good morning! The Row staff has sent over some preliminary numbers for the event, which I think are conducive to a good response for the event- a $50 room rate at both the Eldorado and Silver Legacy, for a single king room, plus the resort fee of $25 and a city fee of $3 for a total of $78 + tax per night. I blocked a total of 250 rooms for 2/25 and 2/26 and 50 rooms for 2/27. Double queen rooms would be subject to an additional $10 fee.
> >
> > Food and beverage minimums would apply, or a venue room fee for the catering space. Once we begin to finalize the arrangements, that information can be decided upon. General session at the Reno Ballroom and the cocktail reception at the Eldorado Ballroom on the evening of 2/26- guests would then be on their own for dinner that night, unless you would like that to be a catered event as well.

AMERICAN OVERSIGHT

They'll be sending over a contract today- I'll send that over to you when I get it.

Let me know if you have any questions about the planning agreement, if at all possible, I'd like to get that finalized today or tomorrow if you would like to move forward with our services.

Warmly,

Karen Nichols
President

323 Freeport Blvd.
Sparks, Nevada 89431
Phone: (775) 355-1501
Fax: (775) 355-1505
www.redcarpeteventsanddesign.com

AMERICAN OVERSIGHT

OPPORTUNITY ZONE SUMMIT
NORTHERN NEVADA

In Partnership with:
RenOzone Advisors, LLC
The Reno-Sparks Opportunity Zone Task Force
The Economic Development Authority of Western Nevada (EDAWN)

The Northern Nevada OZ Summit

EIG estimates that approximately $6 trillion in capital gains could be available for Opportuinty Zone Investment in the US. We are already seeing billions of dollars being invested into areas like New York, Los Angeles, and Puerto Rico. The goal of the Reno-Sparks OZ Task Force and this Summit is to make sure as much of that money as possible comes to Northern Nevada to further our community's goals and improve the lives of our people.

Because of all the growth in Northern Nevada, commercial, retail, and residential development are inevitable. The addition of Opportunity Zones, makes investment into Northern Nevada real estate and business even more attractive.

The purpose of this Summit is to provide OZ education for community memebers, investors, stakeholders, and public officials. We have brought together OZ experts to talk about legal and tax considerations as well as people who are already doing OZ deals and can share best practices from other cities around the country.

"It is the largest community investment program in a generation, creating a new industry of domestic emerging market funds from the $6 trillion in available capital gains."
Steve Glickman, former Obama Economic Advisor, co-founder of the Economic Innovation Group and architect of Opportunity Zones

Background

Opportunity Zones: The Opportunity Zone Program (OZ) is a tax incentive established by Congress in the Tax Cuts and Jobs Act of 2017. Its purpose is to foster investment into low-income and rural communities by allowing those who invest to defer and reduce their capital gains

AMERICAN OVERSIGHT
NV-DA-20-0615-A-004703

liability, and potentially pay **ZERO** tax on earnings from the investment. There are 8,700 designated opportunity zones nationwide, and analysts predict that billions (and potentially trillions) of capital gains dollars will be invested into Opportunity Zones.

Business Friendly Climate: In addition to having desirable Opportunity Zones locations, Northern Nevada is one of the fastest growing areas in the country. People and companies are flocking here because of Northern Nevada's friendly business climate:

- Ideal for shipping and transportation: Northern Nevada is at the center of the western region, with 11 states, 53 million people, and 5 major US ports only one day's drive away.
- Friendly tax environment: No corporate income tax. No personal income tax. No franchise tax on income. No inventory tax. No inheritance or gift tax. No unitary tax. No estate tax.
- Low start-up, regulatory, licensing, and annual fees.
- An abundance of available commerical real estate.
- Able and willing workforce in right-to-work state.
- Close proximity to Lake Tahoe, wine country, and the San Francisco Bay Area.
- Becoming a major technology hub largely due to the Tahoe Reno Industrial Center.
- State incentives to help qualifying busineses do business in the state. For more information: http://www.diversifynevada.com/
- Because of all the growth, there is currently a need for housing, industrial/flex space, office, and commercial development.

Tahoe Reno Industrial Center (TRIC): The Tahoe Reno Industrial Center (TRIC) is a massive 107,000 acre park in Storey County that encompasses a developable 30,000 acre industrial complex. It is located approximately 9 miles east of the Reno-Sparks area on the I-80 freeway. Residents of TRIC include:

- Tesla
- Switch
- Google
- Blockchains
- Wal-Mart
- PetSmart
- Jet.com
- Zulily
- Thrive Market

As part of an economic incentive package granted to Tesla to locate its Gigafactory in Nevada, Tesla committed to invest $5.95 billion and create 6,000 new jobs. To date, Tesla has created over 7,060 jobs and has generated significant regional economic growth in Northern Nevada which has attracted more tech companies and development. Additionally, Tesla committed to use vendors located in Nevada which has prompted additional companies to relocate and many more are coming.

"The need for more infrastructure and housing is constraining Tesla Motors' desire to grow its footprint in Northern Nevada."
Former Tesla CEO Elon Musk.

All of TRIC is an Opportunity Zone!

AMERICAN OVERSIGHT

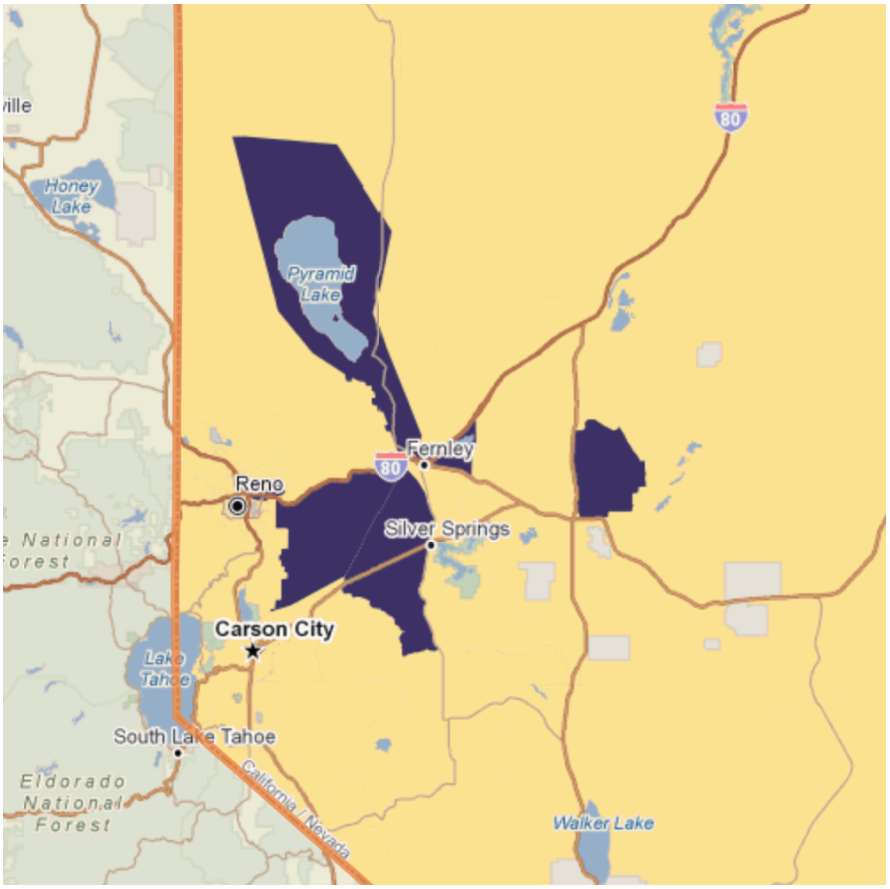

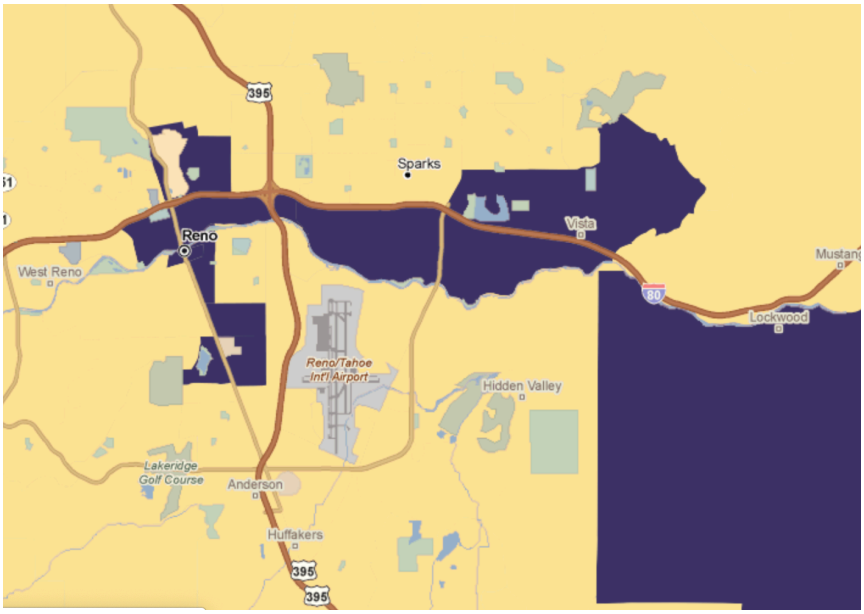

http://www.diversifynevada.com/programs/opportunity-zones/

AMERICAN OVERSIGHT

Northern Nevada Growth: In 2018, twenty-nine companies moved or expanded in Northern Nevada creating over 2,000 new jobs mostly in the areas of technology, manufacturing, and distribution. As a result, there is a massive affordable and workforce housing shortage and a need for workforce development.

The goals of this Summit are to:

1. Ensure that every attendee walks away with a clear understanding of OZ.
2. Share ideas for addressing the needs of Northern Nevada with the help of OZ.
3. Create networking opportunities for stakeholders and investors.
4. End the Summit with clear and actionable next steps for public-private collaboration around OZ.

"The next phase is creating incubators, accelerators, who buy real estate and rehab it into a WeWork-like space, and then [investing] in the businesses that come out of that, like a Y Combinator model. There's already tons of funds thinking about it. Unless of course they make it much harder than it was supposed to be to invest in the businesses. It's all pretty holistic -- these pieces all have to work together."

Steve Glickman, former Obama Economic Advisor, co-founder of the Economic Innovation Group and architect of Opportunity Zones

AMERICAN OVERSIGHT

OPPORTUNITY ZONE SUMMIT
NORTHERN NEVADA

Sponsorship Opportunities:

Diamond / Title Sponsor -$12,000
Platinum Sponsor – $5,000
Gold Sponsor – $2,500
Silver Sponsor – $1,750
Breakfast Sponsor (1) -$5,000 each
Luncheon Sponsor (1) - $5,000 each
Networking Cocktail Party - Cocktails and (heavy) Hors d'oeuvres (2) $5,000 each
Video Sponsor (1) $5,000
Program (1) $2,250

Diamond / Title Sponsor -$12,000

- Opportunity to speak for five minutes introducing program
- 40 complimentary tickets with seats in Diamond VIP section at event
- Full page, full-color back cover ad in Program
- Sponsor's name included below event title in all printed and electronic promotional materials
- Diamond level exhibit space at the event
- Largest PPT logo on marketing materials
- Mention in all event press releases
- Largest logo and link on event website homepage

Platinum Sponsor – $5,000

- 15 complimentary tickets in Platinum VIP section of event
- 1/2 page full-color ad in Program
- Level appropriate exhibit space at the event
- Large logo on event PPT, sponsors' web page and emails
- Podium recognition

Gold Sponsor – $2,500

- 10 complimentary tickets in Gold VIP section of event
- 1/4 page full-color ad in Program
- Level appropriate exhibit space at the event
- Medium logo on event PPT, sponsors' web page and emails

Silver Sponsor - $1,750

- 5 complimentary tickets in Silver VIP section of event tickets
- 1/8 page full-color ad in Program
- Level appropriate exhibit space at the event
- Small logo on event PPT, sponsors' web page and emails

AMERICAN OVERSIGHT

NV-DA-20-0615-A-004707

OPPORTUNITY ZONE SUMMIT
NORTHERN NEVADA

Breakfast Sponsor (1) - $5,000 each

- 10 complimentary tickets to event
- Company logo displayed as a sponsor in all collateral materials
- VIP mailings sent out prior inviting 50 of your guests to attend the conference at a reduced rate of $50
- Distribution of company marketing materials at luncheon
- Company banner displayed at the luncheon

Luncheon Sponsor (1) - $5,000 each

- 10 complimentary tickets to event
- Company logo displayed as a sponsor in all collateral materials
- VIP mailings sent out prior inviting 50 of your guests to attend the conference at a reduced rate of $50
- Distribution of company marketing materials at luncheon
- Company banner displayed at the luncheon

Networking Cocktail Party - Cocktails and (heavy) Hors d'oeuvres (2) - $5,000 each

- 10 complimentary tickets to event
- Company logo displayed as a sponsor in all collateral materials
- VIP mailings sent out prior inviting 50 of your guests to attend the conference at a reduced rate of $50
- Distribution of company marketing materials at luncheon
- Company banner displayed at the Party

Video Sponsor (1) - $5,000

- 10 complimentary tickets to event
- Company logo displayed as a sponsor in all collateral materials
- Company banner displayed on videos

Program (1) - $2,250

- 10 complimentary tickets to event
- Company logo displayed as a sponsor in all collateral materials
- Company banner displayed on Program

AMERICAN OVERSIGHT

OPPORTUNITY ZONE SUMMIT
NORTHERN NEVADA

Northern Nevada OZ Summit

March 19-20th, 2019
Reno Ballroom at Silver Legacy Casino

WEDNESDAY MARCH 19TH:

7-9am **Registration and continental breakfast**

9-9:30am **Introduction and OZ 101** – (Kaya Bromley and Mike Bosma)
- Introduce Reno-Sparks OZ Task Force
- Explain how the day will flow
- Brief high level primer on OZ

9:30-9:40am **Video and Introduction of panelists** (Kaya and Mike).
- ➢ Video: Raw Land OZ Deal

9:40-10:40am **Session 1: Ask the Lawyers and CPAs .. A Deeper Dive into OZ**
- How to structure an OZ deal.
- Understanding the timing requirements.
- IRS Rules and Regs.
- What are the risks?

10:40-10:50am **Networking Break**

10:50-11am **Video and introduction of panelists** (Kaya and Mike).
- ➢ Video: Improving an existing building

11-noon **Session 2: Real Estate Deals v Business Deals**
- Investment requirements for a real estate deal vs. a business deal.
- Understanding the 50% requirement.
- What does "Substantially All" really mean?
- Measuring periods and penalties.
- Restructuring existing deals

Noon – 1pm **Lunch** – Keynote Speaker TBD

1:15-1:25pm **Video and introduction of panelists** (Kaya and Mike).
- ➢ Video: A deal owned prior to 2017 – how to restructure

1:25-2:25pm **Session 3: Using OZ to solve Housing Issues**
- Affordable Housing and OZ
- Making OZ deals pencil

AMERICAN OVERSIGHT
NV-DA-20-0615-A-004709

- Mixed use OZ deals
- How can technology help make deals pencil
- Restructuring Existing Deals

(Panel – someone who has successfully done an affordable housing OZ deal, someone doing affordable or multifamily housing with 3D printing or other technologies that change the pricing issues, Housing experts from state or federal)

2:25-2:35pm **Networking Break**

2:35-2:45pm **Video and introduction of panelists** (Kaya and Mike).

- Video: Purchase of a going business

2:45-3:45pm **Session 4: Sharing State and Local Best Practices**

In this Session, we will hear from city and public officials who are setting the bar high for OZ implementation.

- Cities, counties, and states that are taking advantage of the increased OZ investment dollars to further their community goals.
- How some cities and states are layering incentive programs to support infrastructure projects.
- How municipalities are creating OZ friendly entitlement processes (automated permitting).
- Examples of public-private collaborations.

(Panel – We are inviting people from different cities and public offices who are doing this successfully)

3:45-3:55pm **Networking Break**

3:55-4:05pm **Video and introduction of panelists** (Kaya and Mike).

- Video: Starting a new business in an OZ

4:05-5:05pm **Session 5: What's Happening in Northern Nevada**

- TRIC – Blockchain's Innovation Park, Google, Switch, Tesla, Educational Park
- New and Expanding companies relocating to Northern Nevada (EDAWN)
- Business Improvement District – What is planned for Reno?
- City and County Projects going out for bid
- Why is Nevada one of the fastest growing states in the country and what opportunities are available here?

(Panelists: Blockchains GC, EDAWN, Applied Analysis, Chip Bowlby from Reno Land)

5:15-7pm **Networking Cocktail Party - Cocktails and (heavy) Hors d'oeuvres**

AMERICAN OVERSIGHT

NV-DA-20-0615-A-004710

OPPORTUNITY ZONE SUMMIT
NORTHERN NEVADA

THURSAY MARCH 20TH – TOURS:

1. Innovation Park and the Tahoe Reno Industrial Center (also home to Tesla, Switch, Google) – Sponsored by Blockchains, LLC.
2. Downtown Reno – Sponsored by The Downtown Reno Partnership

(These will be half day tours so people will be able to do both if they choose)

Summit Sponsors:

1. Community Ventures-RE
2. CLA
3. Blockchains, LLC
4. First Independent Bank
5. EDAWN
6. GOED
7. NAIOP
8. Federal Reserve Bank of SF
9. Applied Analysis

Videos: These videos will each be less than 5 minutes long. Each one will highlight a specific kind of OZ Deal or highlight about Northern Nevada. Topics:

1. Raw Land OZ Deals
2. Improving an Existing Business
3. A deal owned prior to 2018 – restructuring an OZ deal
4. Purchasing an existing business
5. Starting a new business in an OZ

AMERICAN OVERSIGHT

Stephanie M. Klapstein

From: Chip Bowlby <cbowlby@renolandinc.com>
Sent: Sunday, June 03, 2018 6:09 PM
To: cjmanthe@housing.nv.gov
Cc: Joel Grace
Subject: O-Zone / Affordable Housing

CJ,

Good to see you the other day. I want to somehow get connected and continue our talks on how we can develop more work force / affordable housing in the O-Zone census tracts.

I don't know what Senator Masto can do but she has always wanted to do something to help from a Federal level. Don't know if that can happen but affordable housing as you know is the HOTTTT button and everyone wants to help but we are just stuck at many levels.

Let's put our heads together and figure this out.

Sent from my iPad

AMERICAN OVERSIGHT

Stephanie M. Klapstein

From: Milken Institute <events@milkeninstitute.org>
Sent: Monday, April 23, 2018 3:48 PM
To: Daniel Schwartz
Cc: sldombrowski@nevadatreasurer.gov
Subject: Parking and Credential Pickup Information - 2018 Milken Institute Global Conference



CREDENTIAL PICK UP & PARKING INFORMATION



We are excited to have you join us for the 21st annual Global Conference. In order to make your experience easier, please read the following instructions for credential pick-up & parking information.

Credential pick-up locations, days and hours can be found online - you may use any location to pick up badges.

LOCAL AREA GUESTS & PARKING

Local area guests and those who are **not** staying at a conference hotel must pick up credentials at one of the Conference hotels off-site. Please do not arrive at the Beverly Hilton without your credential.

There is convenient valet-parking available ($10) and credential pick-up at the InterContinental Los Angeles.

PRICE TO PARK ON-SITE $28 (either self-parking or valet)

PRE-PURCHASE A PARKING PASS HERE

Attendees not staying at the Beverly Hilton must pre-pay for parking in order to access the Hotel.

AMERICAN OVERSIGHT

BEVERLY HILTON GUESTS & PARKING

All guests staying at the **Beverly Hilton**, will be asked to show their Hilton reservation confirmation (printed copy or email) in order to access the premises. When you arrive, please proceed to a credentialing station beginning on Sunday.

Guests with accommodations at the Beverly Hilton do not need to pre-pay for parking.

If you'd prefer not to receive email like this from Milken Institute in the future, please click here.

Your privacy is important to us. Please review the Milken Institute Privacy Policy.



#MIGlobal

MILKEN INSTITUTE
SANTA MONICA | WASHINGTON | LONDON | SINGAPORE

© 2018 Milken Institute. All rights reserved.
1250 Fourth Street | Santa Monica, CA 90401 | +1 310 570 4600



AMERICAN OVERSIGHT

Stephanie M. Klapstein

From: Williams, Timothy <timothy_williams@ios.doi.gov>
Sent: Wednesday, June 27, 2018 5:41 AM
To: Pam Robinson
Subject: PILT
Attachments: 2018 Final Signed PILT Governor Letters_Nevada.pdf

--
Tim Williams
Deputy Director External Affairs
Office of the Secretary
U.S. Department of the Interior
Desk: (202) 208-6015

NOTE: *Every email I send or receive is subject to release under the Freedom of Information Act.*

AMERICAN OVERSIGHT

THE SECRETARY OF THE INTERIOR

WASHINGTON

JUN 26 2018

The Honorable Brian Sandoval
Governor of Nevada
Carson City, Nevada 89701

Dear Governor Sandoval:

I am pleased to notify you that on June 26, 2018, the Department of the Interior (Department) issued payments under the Payments in Lieu of Taxes (PILT) program. The PILT program compensates eligible local jurisdictions for Federal lands administered by Agencies within the Department and on behalf of the U.S. Forest Service and the U.S. Army Corps of Engineers. Local governments may use the PILT payments for any governmental purpose, including emergency response, public schools, and roads. Since local governments cannot tax Federal lands, annual PILT payments help to defray costs associated with maintaining important community services.

The Payments in Lieu of Taxes Act, 31 U.S.C. 6901-6907, as amended, authorized the program. The PILT Act prescribes the formula used to compute the annual payments based on annually adjusted per-acre and population variables. Prior year Federal payments under certain revenue sharing programs, as reported annually by states, are deducted in formulating the payment amounts. A provision in the PILT Act provides temporary compensation for recent additions to the National Park System and National Forest Wilderness Areas.

The President signed the Consolidated Appropriations Act, 2018 (P.L.115-141) on March 23, 2018, providing full funding for the 2018 PILT program. Approximately 1,900 local jurisdictions received a total of $552.8 million in PILT payments this year.

The Department notified local governments within your State directly as to the payments they received. The Department also notified Members of Congress of State PILT payments. The enclosed materials show the PILT payment summary by State and the payment each eligible unit of local government in your State received.

AMERICAN OVERSIGHT

Additional information is available at www.doi.gov/pilt. If you have any questions, please contact the PILT Program Manager, Ms. Dionna Kiernan, at (202) 513-7783.

Sincerely,

Ryan K. Zinke
Secretary of the Interior

Enclosures

AMERICAN OVERSIGHT

ENCLOSURE 1

PAYMENTS IN LIEU OF TAXES
FISCAL YEAR 2018 SUMMARY BY STATE

	FY 2017	FY 2018
State	**Payment**	**Payment**
ALABAMA	$715,833	$1,592,542
ALASKA	$29,695,460	$32,308,994
ARIZONA	$36,023,640	$39,929,266
ARKANSAS	$7,014,950	$7,938,962
CALIFORNIA	$48,261,603	$60,451,685
COLORADO	$36,618,440	$40,144,620
CONNECTICUT	$31,769	$32,428
DELAWARE	$80,265	$80,856
DISTRICT OF COLUMBIA	$22,497	$22,969
FLORIDA	$5,583,600	$6,571,022
GEORGIA	$2,641,630	$3,388,005
GUAM	$2,472	$2,524
HAWAII	$360,118	$368,438
IDAHO	$30,054,704	$36,091,206
ILLINOIS	$1,314,809	$1,342,298
INDIANA	$600,320	$806,351
IOWA	$507,815	$518,365
KANSAS	$1,218,747	$1,244,595
KENTUCKY	$2,549,650	$3,304,066
LOUISIANA	$1,050,340	$1,228,654
MAINE	$328,222	$748,353
MARYLAND	$111,289	$120,065
MASSACHUSETTS	$104,726	$110,915
MICHIGAN	$4,644,847	$5,389,933
MINNESOTA	$1,922,431	$5,156,488
MISSISSIPPI	$2,130,234	$3,452,551
MISSOURI	$4,036,144	$4,885,724
MONTANA	$31,786,271	$40,073,049
NEBRASKA	$1,184,648	$1,311,052

AMERICAN OVERSIGHT

NEVADA	$26,184,790	$26,987,166
NEW HAMPSHIRE	$1,898,963	$2,036,937
NEW JERSEY	$114,446	$117,667
NEW MEXICO	$38,525,087	$42,630,492
NEW YORK	$147,017	$163,655
NORTH CAROLINA	$4,482,979	$4,645,116
NORTH DAKOTA	$1,624,414	$1,788,185
OHIO	$696,303	$540,945
OKLAHOMA	$3,303,313	$3,660,913
OREGON	$19,653,568	$36,915,386
PENNSYLVANIA	$1,132,363	$1,388,322
PUERTO RICO	$9,749	$41,008
RHODE ISLAND	$0	$0
SOUTH CAROLINA	$719,218	$1,134,945
SOUTH DAKOTA	$6,584,778	$7,036,593
TENNESSEE	$2,370,775	$3,266,219
TEXAS	$5,310,455	$6,512,880
UTAH	$39,500,105	$40,715,865
VERMONT	$1,066,058	$1,097,519
VIRGIN ISLANDS	$37,189	$37,967
VIRGINIA	$3,996,099	$5,643,252
WASHINGTON	$21,312,109	$29,037,327
WEST VIRGINIA	$3,206,308	$3,367,942
WISCONSIN	$3,520,577	$3,654,986
WYOMING	$28,605,863	$31,717,661
Grand Total	$464,600,000	$552,754,924

AMERICAN OVERSIGHT

ENCLOSURE 2

DEPARTMENT OF THE INTERIOR
PAYMENTS IN LIEU OF TAXES - FOR FISCAL YEAR 2018

STATE	LOCAL UNIT OF OF GOVERNMENT	TOTAL PD THIS FY	TOTAL ACRES
NEVADA	CARSON CITY	$115,857	42,805
	CHURCHILL COUNTY	$2,298,812	2,158,245
	CLARK COUNTY	$3,634,555	4,818,819
	DOUGLAS COUNTY	$694,254	255,828
	ELKO COUNTY	$3,533,219	7,905,061
	ESMERALDA COUNTY	$144,021	2,253,223
	EUREKA COUNTY	$349,478	2,156,826
	HUMBOLDT COUNTY	$1,802,609	4,978,712
	LANDER COUNTY	$1,024,407	3,333,712
	LINCOLN COUNTY	$911,526	6,409,987
	LYON COUNTY	$2,313,628	859,206
	MINERAL COUNTY	$781,024	1,936,566
	NYE COUNTY	$3,326,751	8,548,402
	PERSHING COUNTY	$1,112,319	2,918,844
	STOREY COUNTY	$39,172	14,474
	WASHOE COUNTY	$3,629,747	2,934,465
	WHITE PINE COUNTY	$1,275,787	5,192,431
	TOTAL	$26,987,166	56,717,607

AMERICAN OVERSIGHT

Stephanie M. Klapstein

From: Route Fifty Today <news@e.routefifty.com>
Sent: Tuesday, July 17, 2018 4:07 AM
To: Mark Hutchison
Subject: Plenty for local leaders to consider as Opportunity Zones ramp up

Problems viewing? View as a web page

Connecting state and local government leaders

Route Fifty Today July 17, 2018

Plenty for Local Leaders to Consider as Opportunity Zones Ramp Up

BILL LUCIA | National Association of Counties members are told now is the time to get involved in attracting investment.

Labor Shortages Necessitate Local Investment in Immigrant Workers

DAVE NYCZEPIR | Typically paid less and working worse hours, the foreign born struggle to "upskill" themselves.

Replenishing a Food Desert, One Store at a Time

KATE ELIZABETH QUERAM | In Dayton, a community-owned and operated grocery store will set up shop in the heart of one of Ohio's largest food deserts.

Brought to you by OpenGov

Governing at the Intersection of People and Technology

Despite the growth of state and local government budgets following a post-recession slump, many agencies still struggle to attract and retain skilled workers. Competition from the private sector and lingering technological

AMERICAN OVERSIGHT

shortcomings are a few of the pressure factors. Still, there is much that can be done even under the constraints faced by public sector organizations. Privacy Policy.

Download Now

Returning Federal Funds Could Leave a Bitter Aftertaste

MICHAEL GRASS | STATE AND LOCAL ROUNDUP | Madison mayor says county is blackmailing his city … Pa. school security secrecy law … and some good news for Colo. firefighters amid bad news elsewhere.

Louisiana No Longer Leads Nation in Imprisonment Rate

ADAM GELB AND ELIZABETH COMPA | THE PEW CHARITABLE TRUSTS | COMMENTARY | New data show impact of 2017 criminal justice reforms.

Census Should Be More Transparent About Cyber Protections, Former Officials Say

JOSEPH MARKS | The Census Bureau will conduct its first largely online decennial census in 2020 but hasn't said how it will secure the process.

When Push Comes to Shove, Here Are Local Leaders' Priorities

MITCH HERCKIS | Route Fifty asked local government officials what is most important to their communities' future. Their answers may surprise you.

Don't Forget: The Nominations Deadline for the Route Fifty Navigator Awards Is July 20

It's one thing to dream up a great idea. It's another thing to figure out how to implement it successfully. Help us honor excellence in state and local government.

Brought to you by OpenGov

Governing at the Intersection of People and Technology

Despite the growth of state and local government budgets following a post-recession slump, many agencies still struggle to attract and retain skilled workers. Competition from the private sector and lingering technological shortcomings are a few of the pressure factors. Still, there is much that can be done even under the constraints faced by public sector organizations. Privacy Policy.

Download Now

AMERICAN OVERSIGHT

NV-DA-20-0615-A-004722

This message was sent from Route Fifty to mhutchison@ltgov.nv.gov. You have been sent Route Fifty Today because you have opted in to receive it. Note: It may take our system up to two business days to process your unsubscribe request and during that time you may receive one or two more newsletters. Thank you for reading Route Fifty Today.



Government Executive Media Group, 600 New Hampshire Avenue NW, Washington, DC 20037

AMERICAN OVERSIGHT

Stephanie M. Klapstein

From: Deere, Judd P. EOP/WHO <Judson.P.Deere@who.eop.gov>
Sent: Monday, April 16, 2018 9:43 AM
To: Deere, Judd P. EOP/WHO
Subject: POTUS in FL and Tax Day
Attachments: Tax Reform - Florida Event Factsheet.pdf

Hello everyone!

Hope you're having a great start to your week! As you're aware Tax Day is tomorrow and right now the President is conducting a Small Business Roundtable where he is highlighting the incredible benefits the American people are seeing as a result of the historic tax reform legislation he signed into law late last year.

You can watch this here. I wanted to make sure you had the attached fact-sheet that we'll release around this event today – and also the below TP's and schedule from the Administration re: Tax Day.

This Tax Day is especially historic – and we would greatly appreciate any assistance in sharing our shared accomplishments in this space and "flooding the zone" with positive statements, tweets, etc. Please don't hesitate to reach out with any questions.

Thanks!

CABINET ACTIVITY

- On Monday, the President will hold a round table with businesses owners in the Miami area, joined by Sec. Mnuchin, Sec. Acosta, and Administrator McMahon.
- On Tuesday, Secretary Mnuchin and Advisor to the President Ivanka Trump will travel to Derry, New Hampshire for a town hall discussion on tax reform, moderated by former Governor John Sununu, focusing on the benefits of the new tax plan for hardworking individuals and families.
- Secretary Perdue will be in Knoxville, Tennessee to meet with Ag retailers and members of Tennessee farm bureau for a tax reform town hall.

TAX DAY MESSAGES

- You can expect to hear everyone in the Administration talk about 5 specific ways the new tax code will be better than the old one.

    - **Lower Tax Rates for Americans**
      Individuals and families across America will be able to keep more of their hard-earned paychecks. A typical family of four earning $75,000 will see a tax cut of more than $2,000.
    - **Nearly Doubling the Standard Deduction**
      The first $12,000 of an individual's income and the first $24,000 of a married couple's is tax free, thanks to the Tax Cuts and Jobs Act
    - **Doubling the Child Tax Credit**
      You can particularly expect Ivanka to deliver this message at her events.
    - **A Simpler Process**
      The new law is designed to enable Americans to file their taxes in a simple and straightforward way.
    - **Relief from Obamacare**
      Families will now have the freedom to buy the health care plan that's right for them.

AMERICAN OVERSIGHT

Judd P. Deere
Director of State Communications
The White House

Office: 202.456.1568 | Mobile: 202.881.8566
judson.p.deere@who.eop.gov | @JuddPDeere45

AMERICAN OVERSIGHT

PRESIDENT DONALD J. TRUMP'S TAX CUTS WILL GENERATE GREATER ECONOMIC OPPORTUNITY FOR ALL

"We're fighting to give every American – all over the country, every single American – a future of dignity and purpose and of pride." – President Donald J. Trump

ENCOURAGING ENTREPRENEURSHIP: Small business owners will be able to grow and thrive under the Tax Cuts and Jobs Act.

- The Tax Cuts and Jobs Act will help more American entrepreneurs gain the financial footing they need to expand and invest in their futures.
    - Small businesses which organize as sole proprietorships, S corporations, and partnerships will be able to deduct 20 percent of their qualified business income.
    - Businesses will be able to fully write off the cost of capital investments for the next 5 years.
- Optimism among small business owners continues to soar following the President's signing of the Tax Cuts and Jobs Act into law.
    - Small business confidence surged to a record high following the passage of tax reform, according to a CNBC/Survey Monkey survey.
    - Optimism among small business owners remains at a historically high level, according to a National Federation of Independent Businesses (NFIB) survey from March 2018.
    - Small business optimism reached an eleven-year high in the first quarter of 2018, according to the Wells Fargo/Gallup Small Business Index.
- President Trump's tax cuts will benefit small businesses, including minority-owned businesses, which are a critical driver of our Nation's economic success.
    - Minority-owned businesses generate more than $1 trillion in economic output annually.
    - The number of minority-owned businesses is growing at a faster rate than non-minority owned businesses.
    - Nearly 8 million Americans are employed by minority-owned businesses.
- A recent survey by the Chamber of Commerce and MetLife shows that minority-owned businesses are looking forward to even more success in 2018.
    - 93 percent of minority-owned businesses expect to have a good year in 2018 according to the MetLife and Chamber of Commerce Small Business Index.
    - 71 percent of minority-owned businesses are expecting an increase in revenue in 2018.

GREATER OPPORTUNITY FOR WORKERS: The Tax Cuts and Jobs Act will help spur more business growth and job creation, benefiting American workers.

- Businesses are ready to expand as a result of the tax cuts and reforms signed into law by President Trump, creating more employment opportunities for those seeking work.
    - Expected employment growth for 2018 has reached an all-time high among American manufacturers, according to a National Association of Manufacturers (NAM) survey.
    - Job creation plans among small businesses remain at a historically high level according to a March 2018 survey by the National Federation of Independent Businesses.

AMERICAN OVERSIGHT

-
- The Tax Cuts and Jobs Act will build upon Administration efforts to revitalize the American economy and increase economic opportunity for all.
    - More than 2.5 million jobs have been created since President Trump took office.
    - The unemployment rate has remained at a 17-year low of 4.1 percent since October of last year.
    - In 2017, Hispanic and African American unemployment rates reached their lowest levels on record.

REVITALIZING COMMUNITIES: The Tax Cuts and Jobs Act signed into law by President Donald J. Trump will expand economic opportunity in underserved communities.

- The Tax Cuts and Jobs Act includes the bipartisan Opportunity Zones Program, which will incentivize investment in economically distressed communities designated as Opportunity Zones.
    - More than 52 million low-income Americans live in communities that may benefit from the Opportunity Zones Program.
- Investments are pooled into Opportunity Funds and deployed into communities where they will help fund new and small businesses, develop blighted properties, finance construction and refurbishment, and more.
- On April 9, 2018, the Treasury Department and the Internal Revenue Service (IRS) announced the first round of Opportunity Zone designations for communities in 18 States.

AMERICAN OVERSIGHT

Stephanie M. Klapstein

From: Imhoff, Olivia P. EOP/WHO <Olivia.P.Imhoff2@who.eop.gov>
Sent: Thursday, April 11, 2019 7:02 AM
To: Undisclosed recipients
Subject: Pre-Conference Listening Session Call - April 17 White House Opportunity Zones Conference



White House Office of Intergovernmental Affairs

Thank you for registering for the upcoming **Opportunity Zones Conference on Wednesday, April 17 at the White House**. We look forward to hosting you for this important discussion. As we get closer to the conference, we will provide you a complete agenda.

In preparation for the conference, the White House Office of Intergovernmental Affairs and Public Liaison invite you to a **pre-conference listening session this Thursday, April 11, at 1:00 p.m. Eastern Time** via conference call. The purpose of the pre-conference listening session is to hear from conference participants what specific obstacles, best practices, and other ideas they have related to Opportunity Zones to ensure the conference meets your needs. Below are some key questions we want you to consider providing feedback on Thursday's pre-conference listening session. If you are unable to joining the pre-conference listening session, feel free to provide feedback via email.

- What is the biggest obstacle to revitalization in your state or locality?
  - Lack of understanding the basics of the Opportunity Zone tax incentive?
  - Lack of educated or skilled workforce?
  - Lack of public infrastructure?
  - Unsafe or unhealthy neighborhoods?
  - Trouble attracting entrepreneurs?
  - Trouble attracting investors?
  - Something else?

Details – Opportunity Zones Pre-Conference Listening Session Call

- **Date:** Thursday, April 11
- **Time:** 1:00 p.m. Eastern Time
- **Call-In Information:** RSVP Here (Participants will receive instructions on accessing the conference after RSVP'ing)

Sincerely,

The White House Office of Intergovernmental Affairs

Olivia Imhoff
White House Office of Intergovernmental Affairs
202-881-7466

AMERICAN OVERSIGHT

AMERICAN OVERSIGHT

Stephanie M. Klapstein

From: Magaletti, Matthew <mmagalet@blm.gov>
Sent: Friday, August 31, 2018 2:28 PM
To: Gaylon Norwood; Dunkelberger, William A -FS; Nelson, Monique L -FS; Gabor, Cheva L -FS; Dave Mendiola; Koziol, Deborah - NRCS, Reno, NV; Jake Tibbitts; J.J. Goicoechea; Jeff Page; Meghan Brown; Richard M.Perry; Bryan Pyle; Bronczyk, Christopher; County Manager; Jeremy Drew; Austin Osborne; Kelly McGowan; Cory Lytle; KeithWestengard; Bradley Crowell; Jim Lawrence; Sheila KayAnderson; Pam Robinson; Daniel Hooge; Rob Stokes; Lorinda Wichman; DagnyStapleton (dstapleton@nvnaco.org); Amanda Evans; Vinson Guthreau; Alan Jenne; Shawn P. Espinosa; Jasmine Kleiber; Connie Simkins; ConnieSimkins; chairman@duckwatertribe.org; Amber Torres; Sean Curtis; Carolyn Swed; Justin Barrett; Ardillo,Anne; Garth Price; neil.mortimer@washoetribe.us; kari.lewis@wildlife.ca.gov; Sandy Hoover; Michelsen, Kelly; Gardner,Scott@Wildlife; Steve Boies; Jerrie Tipton; Miller,Katherine@Wildlife; Sean Rowe; Michael Visher; JohnBaldwin; execsecretary@wrpt.us; Bryce Shields; Skora, Genevieve; Hicks, Christopher; Chris Hegg; cshank@pershingcounty.net; Lara Enders; Jim French; Borden,Buddy
Cc: Raul Morales; Michael Courtney; Marci Todd; Danielle Chi; Jerome Perez; Arlene Kosic; Vacca, J; Carolyn Sherve-Bybee; Brian St George
Subject: Preliminary Draft Sage Grouse Proposed RMPA/FEIS for Cooperator Review
Attachments: Cooperators PreliminaryPreliminary Draft RMPA FEIS COMMENT FORM.docx; 3_NV_GRSG_FEIS_180831.pdf; 4_NV_GRSG_FEIS_180831.pdf; 5_NV_GRSG_FEIS_180831.pdf; 6_NV_GRSG_FEIS_180831.pdf; 7_NV_GRSG_FEIS_Glossary_180831.pdf; Appendix B_Buffers_NVCA_180831.pdf; Appendix C RDFs_NVCA_180831.pdf; Appendix E_Fluid Mineral Stipulations_NVCA_180831.pdf; 0_NV_GRSG-FEIS_ES_180831.pdf; 1_NV_GRSG_FEIS_180831.pdf; 2_NV_GRSG_FEIS_180831.pdf; Appendix D_Adaptive Management_183108.pdf; Figure 2-1b Habitat Management Areas (Alternative B) 2018.pdf; Figure 2-2a BiologicallySignificant Unit and Lek Clusters (Alternative A) 2018.pdf; Figure 2-2b BiologicallySignificant Unit and Lek Clusters (Alternative B) 2018.pdf; Figure 2-1a Habitat Management Areas (Alternative A) 2018.pdf

Good Afternoon,

First, I would like to thank all of the cooperators and government entities that called into or attended in person the cooperating agency meeting we held in Reno on Tuesday afternoon regarding the BLM's sage grouse planning effort. For those of you who were not able attend, I am hopeful this email will bring you up to speed as to where we are in the planning process and what changes we are highlighting in the document to reflect changes between draft and final.

Attached for your review are the preliminary draft documents for the *Nevada and Northeastern California Proposed Plan Amendment and Final EIS*. As mentioned at Tuesday's meeting, all changes from the version you reviewed over the summer have been highlighted in gray text. If possible, please focus your review on the additions in gray text.

There are three components that are not currently incorporated into this document: 1) how BLM is addressing the mitigation issue (in light of the agency's new compensatory mitigation IM 2018-093); 2) the comment analysis report, which is still being developed by a third party contractor for all sage grouse planning efforts; and 3) the quantitative WAFWA Management Zone range-wide cumulative effects analysis. In order to provide you all with ample time to review these documents, we decided to push ahead with this review, as it is still unknown as to when these components will be completed.

In addition to the preliminary draft chapters and appendices and figures (I included only those figures that changed), there is also an attached comment form. If you have comments, please place them on the comment form and email your comments to me no later than September 10, 2018. If you can send them in earlier, that would be very helpful.

AMERICAN OVERSIGHT

NV-DA-20-0615-A-004730

We very much appreciate your feedback and if you have any questions, please do not hesitate to call or email me.

Matt

--

Matthew Magaletti
Nevada Sage Grouse Coordinator
Bureau of Land Management, Nevada State Office
(775) 861-6472

AMERICAN OVERSIGHT

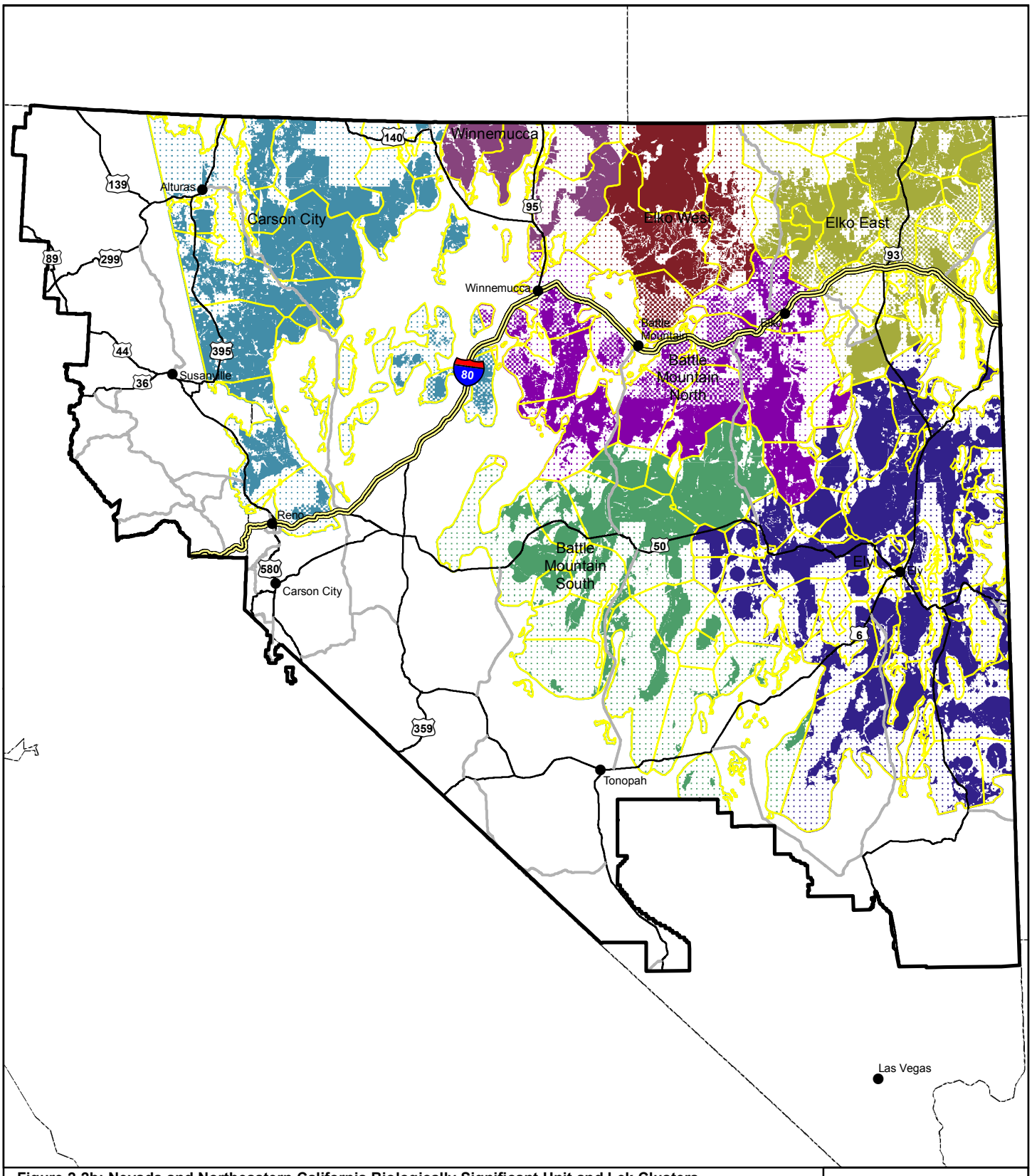

Figure 2-2b: Nevada and Northeastern California Biologically Significant Unit and Lek Clusters (Management Alignment Alternative and Proposed Plan Amendment)

Biologically Significant Unit
- Battle Mountain North
- Battle Mountain South
- Carson City
- Elko East
- Elko West
- Ely
- Winnemucca

HMA Within BSU
- Battle Mountain North
- Battle Mountain South
- Carson City
- Elko East
- Elko West
- Ely
- Winnemucca

- Lek Cluster Boundary
- Planning Area Boundary
- States Boundary

N W E S

0 30 60 Miles

October 2018

Map Area

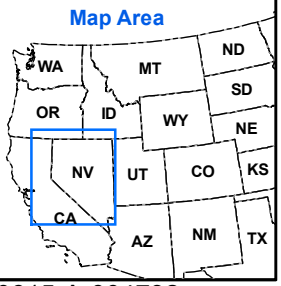

This map was derived from modeling efforts (Coates et al., 2016, as amended by the State of Nevada) and the model will be updated approximately every 3-5 years. No warranty is made by the Bureau of Land Management (BLM). The accuracy, reliability, or completeness of these data for individual use or aggregate use with other data is not guaranteed.

AMERICAN OVERSIGHT

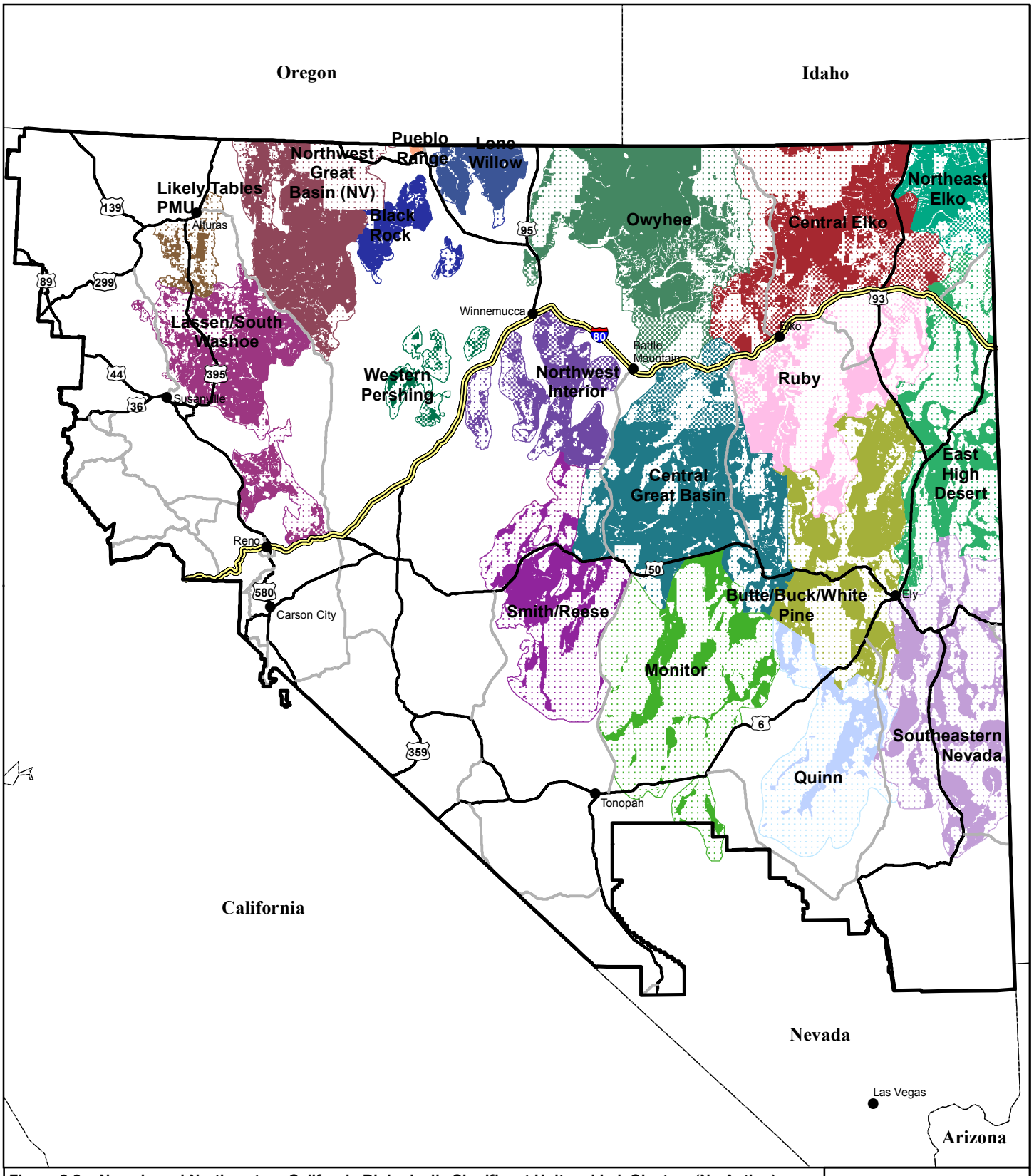

Figure 2-2a: Nevada and Northeastern California Biologically Significant Unit and Lek Clusters (No Action)

Biologically Significant Unit

- Black Rock
- Butte/Buck/White Pine
- Central Elko
- Central Great Basin
- East High Desert
- Lassen/South Washoe
- Likely Tables PMU
- Lone Willow
- Monitor
- Northeast Elko
- Northwest Great Basin (NV)
- Northwest Interior
- Owyhee
- Pueblo Range
- Quinn
- Ruby
- Smith/Reese
- Southeastern Nevada
- Western Pershing

HMA Within BSU

- Black Rock
- Butte/Buck/White Pine
- Central Elko
- Central Great Basin
- East High Desert
- Lassen/South Washoe
- Likely Tables PMU
- Lone Willow
- Monitor
- Northeast Elko
- Northwest Great Basin (NV)
- Northwest Interior
- Owyhee
- Pueblo Range
- Quinn
- Ruby
- Smith/Reese
- Southeastern Nevada
- Western Pershing

Planning Area Boundary
States Boundary

N W E S

0 30 60 Miles

October 2018

Map Area



This map was derived from modeling efforts (Coates et al., 2016, as amended by the State of Nevada) and the model will be updated approximately every 3-5 years.
No warranty is made by the Bureau of Land Management (BLM). The accuracy, reliability, or completeness of these data for individual use or aggregate use with other data is not guaranteed.

AMERICAN OVERSIGHT

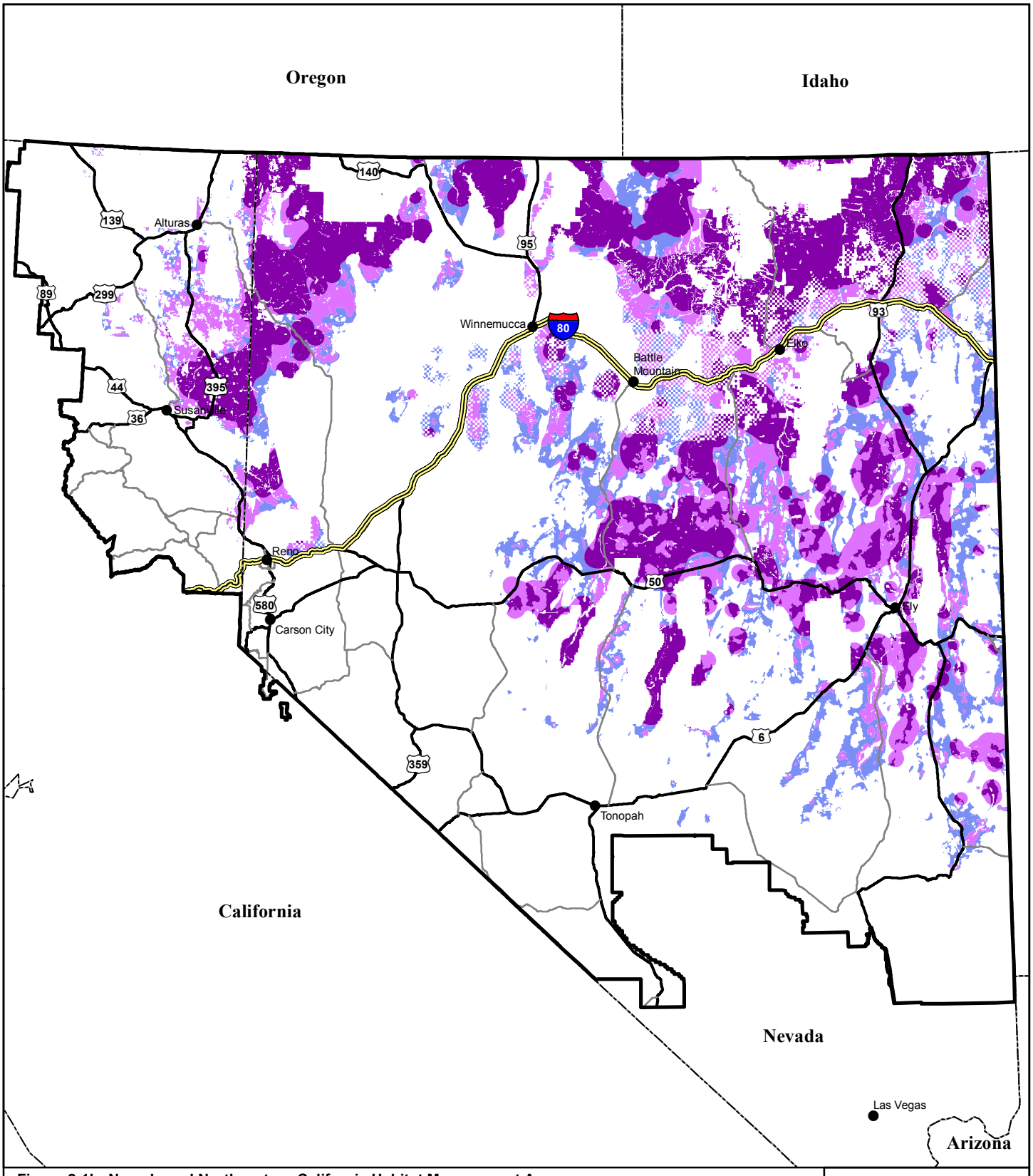

Figure 2-1b: Nevada and Northeastern California Habitat Management Areas on BLM Managed Public Lands (Management Alignment Alternative and Proposed Plan Amendment)

- Priority Habitat Management Areas (PHMAs)
- General Habitat Management Areas (GHMAs)
- Other Habitat Management Areas (OHMAs)
- Planning Area Boundary
- State Boundary

N W E S

0 30 60 Miles

October 2018

Map Area



This map was derived from modeling efforts (Coates et al., 2016, as amended by the State of Nevada) and the model will be updated approximately every 3-5 years. No warranty is made by the Bureau of Land Management (BLM). The accuracy, reliability, or completeness of these data for individual use or aggregate use with other data is not guaranteed.

AMERICAN OVERSIGHT

NV-DA-20-0615-A-004734

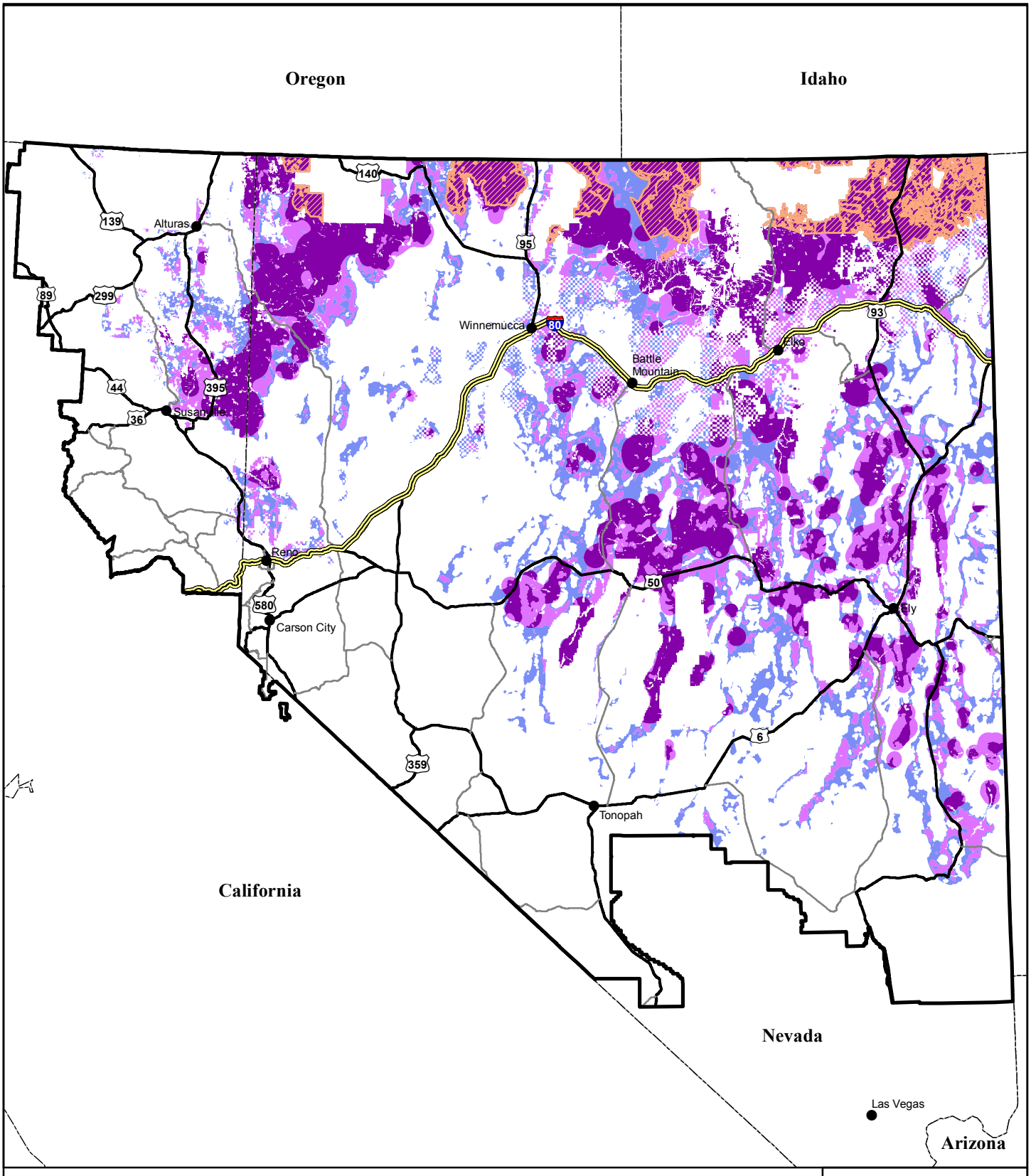

Figure 2-1a: Nevada and Northeastern California Habitat Management Areas on BLM Managed Public Lands (No Action)

- Sagebrush Focal Areas (SFAs)
- Priority Habitat Management Areas (PHMAs)
- General Habitat Management Areas (GHMAs)
- Other Habitat Management Areas (OHMAs)
- Planning Area Boundary
- State Boundary

N W E S

0 30 60 Miles

October 2018

Map Area

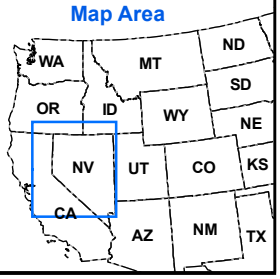

This map was derived from modeling efforts (Coates et al., 2016, as amended by the State of Nevada) and the model will be updated approximately every 3-5 years.
No warranty is made by the Bureau of Land Management (BLM). The accuracy, reliability, or completeness of these data for individual use or aggregate use with other data is not guaranteed.

AMERICAN OVERSIGHT

Appendix E

Fluid Mineral Stipulations, Waivers, Modifications, and Exceptions

AMERICAN OVERSIGHT

AMERICAN OVERSIGHT

NV-DA-20-0615-A-004737

APPENDIX E
FLUID MINERAL STIPULATIONS, WAIVERS, MODIFICATIONS, AND EXCEPTIONS

This appendix lists by alternative surface use stipulations for new fluid mineral (oil and gas and geothermal) leases referred to throughout the 2015 FEIS that would be updated under the Management Alignment Alternative of the 2018 Proposed Plan Amendment. In addition to fluid mineral leases, these surface use stipulations would also apply, where appropriate and practical, to other surface-disturbing activities (and occupancy) associated with land use authorizations, permits, and leases issued on BLM-administered lands. Subject to valid existing rights and applicable law and policy, the stipulations would apply to uses and activities other than fluid mineral leasing. The intent is to manage other activities and uses in the same manner as fluid mineral leasing.

Surface-disturbing activities are those that normally result in more than negligible disturbance to public lands. These activities normally involve disturbance to soils and vegetation to the extent that reclamation is required. They include the following:

- The use of mechanized earth-moving and truck-mounted drilling equipment;
- Certain geophysical exploration activities;
- Off-road vehicle travel in areas designated as limited or closed to OHV use;
- Placement of surface facilities, such as utilities, pipelines, structures, and geothermal and oil and gas wells;
- New road construction; and
- Use of pyrotechnics, explosives, and hazardous chemicals.

Surface-disturbing activities do not include livestock grazing, cross-country hiking, driving on designated routes, and minimum-impact filming.

DESCRIPTION OF SURFACE STIPULATIONS

Table G-1 shows the stipulations that would be carried forward or amended under the Management Alignment Alternative of the 2018 Proposed Plan, including exceptions, modifications, and waivers. All stipulations for other resources, besides GRSG, included in the existing land use plans would still be applicable.

AMERICAN OVERSIGHT
NV-DA-20-0615-A-004738

Areas identified as No Surface Occupancy (NSO) would not allow surface-disturbing activities.

Areas identified as Controlled Surface Use (CSU) would require proposed actions to be authorized in accordance with the controls or constraints specified. The controls would be applicable to all surface-disturbing activities.

Areas identified as Timing Limitation (TL) would not allow surface-disturbing activities during identified timeframes. Timing Limitation (TL) areas would remain open to operations and maintenance, including associated vehicle travel, during the restricted period, unless otherwise specified in the stipulation.

RELIEF FROM STIPULATIONS

With regards to fluid minerals, surface use stipulations could have exceptions, modifications, or waivers applied with approval by the authorized officer (State Director). **Table G-1** specifies the types of habitat where these stipulations would/not apply:

Exception

An exception to this stipulation may be granted by the authorized officer (State Director), in coordination with the appropriate state agency (NDOW and/or CDFW), if one the following conditions are met:

- The location of the proposed authorization is determined to be unsuitable as Greater Sage-Grouse habitat (by a qualified biologist with Greater Sage-Grouse experience using BLM approved methods based on Stiver et al 2015 and compliant with current BLM policy) and would not result in direct, indirect, or cumulative impacts on GRSG and its habitat.
- Impacts from the proposed action could be offset through use of the mitigation hierarchy (avoid, minimize, mitigate) to achieve a net conservation gain and demonstrate that the individual and cumulative impacts of the project would not result in habitat fragmentation or other impacts that would cause Greater Sage-Grouse populations to decline.

Modification

The boundaries of the stipulated area may be modified by the authorized officer (State Director), in coordination with the appropriate state agency (NDOW, and/or CDFW) if the criteria described above apply. The dates for seasonal timing limitations (restrictions) may be modified or waived in coordination with NDOW and/or CDFW based on site-specific information that indicates:

- A project proposal's NEPA analysis and/or project record, and correspondence from NDOW and/or CDFW, demonstrates that any modification (shortening/extending seasonal timeframes or waiving the seasonal timing restrictions all together) is justified on the basis that it serves to better protect or enhance GRSG and its habitat than if the strict application of seasonal timing restrictions are implemented. Under this scenario modifications can occur if:
    - A proposed authorization would have beneficial or negligible impacts to GRSG.
    - There are documented local variations (e.g., higher/lower elevations) and/or annual climatic fluctuations (e.g., early/late spring, long/heavy winter) that indicate

AMERICAN OVERSIGHT

the seasonal life cycle periods are different than presented, or that GRSG are not using the area during a given seasonal life cycle period.

- Modifications are needed to address an immediate public health and safety concern in a timely manner (e.g. maintaining a road impacted by flooding).

Waiver

The stipulation may be waived if the Authorized Officer, in consultation with the appropriate state agency (NDOW, and/or CDFW), determines that the entire leasehold is within unsuitable habitat (see exceptions above) and would not result in direct, indirect, or cumulative impacts to GRSG and/or its habitat.

Inclusion in Environmental Analysis

The environmental analysis document prepared for site-specific proposals such as for fluid minerals (oil and gas and geothermal) development (i.e., operations plans for geothermal drilling permit or master development plans for applications for permit to drill or sundry notices) would need to address proposals to exempt, modify, or waive a surface use stipulation.

In order to exempt, modify, or waive a stipulation on BLM-administered lands, the environmental analysis would have to demonstrate that criteria from above apply; such that: (1) the circumstances or relative resource values in the area had changed following issuance of the lease, (2) less restrictive requirements could be developed to protect the resource of concern, and (3) operations could be conducted without causing direct, indirect, or cumulative impacts.

With respect to granting relief from stipulations on other types of authorizations, such as solid mineral leases and land use authorizations, any changes to the contractual nature of these instruments would require environmental review and coordination with the lessee, permittee, or authorization holder. This would be the case when specific surface-disturbing activities are proposed via an operation plan, permitting action, or similar instrument.

STANDARD TERMS AND CONDITIONS

All surface-disturbing activities are subject to standard terms and conditions. These include the stipulations that are required for proposed actions in order to comply with the Endangered Species Act. Standard terms and conditions for fluid mineral leasing provide for relocating proposed operations up to 200 meters and for prohibiting surface-disturbing operations for a period not to exceed 60 days. The stipulations addressed in **Table G-1** that are within the parameters of 200 meters and 60 days are considered open to fluid mineral leasing, subject to standard terms and conditions.

AMERICAN OVERSIGHT
NV-DA-20-0615-A-004740

Table G-1
Fluid Mineral Stipulations for Greater Sage-Grouse Habitat

Language from land use plan amendment	**Stipulation SG-01-NV-OG-NSO:** This stipulation is herein rescinded because Sagebrush Focal Areas are not included in the Management Alignment Alternative. Sagebrush focal areas (SFA)—Managed as no surface occupancy (NSO), without waiver, exception, or modification, for fluid mineral leasing (oil, gas, and geothermal).
Objective	To protect GRSG habitat within the SFA
Stipulation type	Major constraint
Stipulation	No Surface Occupancy (NSO)
Exception	
Modification	
Waiver	
Language from land use plan amendment	**Stipulation SG-02-NV-OG-NSO:** Priority habitat management areas (PHMA)—Manage oil and gas resources in Nevada as No Surface Occupancy (NSO), with the following exceptions.
Objective	To protect GRSG in PHMA
Stipulation Type	Major constraint
Stipulation	No Surface Occupancy (NSO)
Exception	The Authorized Officer (State Director) may grant an exception to an oil and gas lease NSO stipulation only where one of the following apply: i. The location of the proposed authorization is determined to be unsuitable as Greater Sage-Grouse habitat (by a qualified biologist with Greater Sage-Grouse experience using BLM approved methods based on Stiver et al 2015 and compliant with current BLM policy) and would not result in direct, indirect, or cumulative impacts on GRSG and its habitat. Management direction would not apply to those areas determined to be unsuitable; ii. Impacts from the proposed action could be offset through use of the mitigation hierarchy (avoid, minimize, mitigate) to achieve a net conservation gain and demonstrate that the individual and cumulative impacts of the project would not result in habitat fragmentation or other impacts that would cause Greater Sage-Grouse populations to decline. [Note to cooperators: this exception is currently being evaluated and may change dependent upon Department of the Interior mitigation direction.]
Modification	The dates for seasonal timing limitations (restrictions) may be modified or waived in coordination with NDOW and/or CDFW based on site specific information that indicates:

AMERICAN OVERSIGHT
NV-DA-20-0615-A-004741

	• A project proposal's NEPA analysis and/or project record, and correspondence from NDOW and/or CDFW, demonstrates that any modification (shortening/extending seasonal timeframes or waiving the seasonal timing restrictions all together) is justified on the basis that it serves to better protect or enhance GRSG and its habitat than if the strict application of seasonal timing restrictions are implemented. Under this scenario modifications can occur if: o A proposed authorization would have beneficial or negligible impacts to GRSG. o There are documented local variations (e.g., higher/lower elevations) and/or annual climatic fluctuations (e.g., early/late spring, long/heavy winter) that indicate the seasonal life cycle periods are different than presented, or that GRSG are not using the area during a given seasonal life cycle period. • Modifications are needed to address an immediate public health and safety concern in a timely manner (e.g. maintaining a road impacted by flooding).
Waiver	The stipulation may be waived if the Authorized Officer, in consultation with the appropriate state agency (NDOW, and/or CDFW), determines that the entire leasehold is within unsuitable habitat (see exceptions above) and would not result in direct, indirect, or cumulative impacts to GRSG and/or its habitat.
Language from land use plan amendment	**Stipulation SG-02-CA-NSO:** PHMA—Manage fluid mineral resources (oil, gas, and geothermal) in California as No Surface Occupancy (NSO), with the following exceptions.
Objective	To protect GRSG in PHMA
Stipulation Type	Major constraint
Stipulation	No Surface Occupancy (NSO)
Exception	Same as described above in **Stipulation SG-02-NV-OG-NSO**
Modification	Same as described above in **Stipulation SG-02-NV-OG-NSO**
Waiver	Same as described above in **Stipulation SG-02-NV-OG-NSO**
Language from land use plan amendment	**Stipulation SG-02-NV-GEOT-NSO:** PHMA—Manage Nevada geothermal resources as No Surface Occupancy (NSO), with the following exceptions.
Objective	To protect GRSG habitat in PHMA
Stipulation type	Major constraint
Stipulation	No Surface Occupancy (NSO)
Exception	Same as described above in **Stipulation SG-02-NV-OG-NSO**
Modification	Same as described above in **Stipulation SG-02-NV-OG-NSO**
Waiver	Same as described above in **Stipulation SG-02-NV-OG-NSO**

AMERICAN OVERSIGHT
NV-DA-20-0615-A-004742

Language from land use plan amendment	In PHMA in California only, limit the density of energy and mining facilities during project authorization to an average of one type of energy per mineral facility per 640 acres.
Objective	To protect PHMA and the life history needs of GRSG from habitat loss and GRSG populations from disturbance and limit fragmentation in PHMA. This would be implemented as a lease notice associated with new leases, in addition to the No Surface Occupancy stipulations. This would be applicable only to new oil and gas leases if the exception criteria identified for the NSO stipulation above were granted.
Stipulation type	Lease notice
Stipulation	Lease notice
Exception	Same as described above in **Stipulation SG-02-NV-OG-NSO**
Modification	Same as described above in **Stipulation SG-02-NV-OG-NSO**
Waiver	Same as described above in **Stipulation SG-02-NV-OG-NSO**
Language from land use plan amendment	**Stipulation SG-03-TL:** Seasonal protection within 4.0 miles of active or pending GRSG leks in General Management Habitat Areas (GHMA)—Manage fluid mineral resources with timing limitations.
Objective	To protect GRSG lekking habitat
Stipulation Type	Timing limitation
Stipulation	No Surface Occupancy (NSO) would be allowed within 4.0 miles of active or pending GRSG leks from March 1 through May 15.
Exception	Same as described above in **Stipulation SG-02-NV-OG-NSO**
Modification	Same as described above in **Stipulation SG-02-NV-OG-NSO**
Waiver	Same as described above in **Stipulation SG-02-NV-OG-NSO**
Language from land use plan amendment	**Stipulation SG-04-TL:** Seasonal protection of GRSG winter habitat from November 1 through February 28 in GHMA.
Objective	To protect GRSG winter habitat
Stipulation Type	Timing limitation
Stipulation	No Surface Occupancy (NSO) would be allowed in GRSG winter habitat from November 1 through February 28.
Exception	Same as described above in **Stipulation SG-02-NV-OG-NSO**
Modification	Same as described above in **Stipulation SG-02-NV-OG-NSO**
Waiver	Same as described above in **Stipulation SG-02-NV-OG-NSO**
Language from land use plan amendment	**Stipulation SG-05-TL:** Seasonal protection of GRSG early brood-rearing habitat from May 15 through June 15 in GHMA.
Objective	To protect GRSG early brood rearing habitat
Stipulation type	Timing Limitation
Stipulation	No Surface Occupancy (NSO) would be allowed in GRSG early brood-rearing habitat from May 15 through June15.

AMERICAN OVERSIGHT
NV-DA-20-0615-A-004743

Exception	Same as described above in **Stipulation SG-02-NV-OG-NSO**
Modification	Same as described above in **Stipulation SG-02-NV-OG-NSO**
Waiver	Same as described above in **Stipulation SG-02-NV-OG-NSO**
Language from land use plan amendment	**Stipulation SG-06-TL:** Seasonal protection of GRSG late brood-rearing habitat from June 15 through September 15 in GHMA.
Objective	To protect GRSG late brood-rearing habitat
Stipulation type	Timing Limitation
Stipulation	No Surface Occupancy (NSO) would be allowed in GRSG late brood rearing habitat from June 15 through September 15.
Exception	Same as described above in **Stipulation SG-02-NV-OG-NSO**
Modification	Same as described above in **Stipulation SG-02-NV-OG-NSO**
Waiver	Same as described above in **Stipulation SG-02-NV-OG-NSO**
Language from land use plan amendment	**Stipulation SG-08-CSU:** Authorizations/permits would limit noise from discretionary activities (during construction, operation, or maintenance) to not exceed 10 decibels above ambient sound levels at least 0.25 mile from active and pending leks from 2 hours before to 2 hours after sunrise and sunset during the breeding season from March 1 through May 15.
Objective	To protect GRSG lek sites
Stipulation type	Controlled Surface Use (CSU)
Stipulation	Authorizations/permits would limit noise from discretionary activities (during construction, operation, or maintenance) to not exceed 10 decibels above ambient sound levels at least 0.25 mile from active and pending leks from 2 hours before to 2 hours after sunrise and sunset during the breeding season from March 1 through May 15.
Exception	Same as described above in **Stipulation SG-02-NV-OG-NSO**
Modification	Same as described above in **Stipulation SG-02-NV-OG-NSO**
Waiver	Same as described above in **Stipulation SG-02-NV-OG-NSO**
Language from Land Use Plan Amendment	**Stipulation SG-9-CSU:** In all GRSG habitat, the BLM will apply lek buffer distances, as recommended in the United States Geological Service Report Conservation Buffer Distance estimates for Greater Sage Grouse—A Review Open File- Report 2014-1239 (Manier et al. 2014; see Appendix B).
Objective	To protect GRSG leks
Stipulation type	Controlled Surface Use (CSU)
Stipulation	The BLM, through project specific NEPA analysis, will assess and address impacts from the following activities using the lek buffer-distances as identified in the USGS Report Conservation Buffer Distance Estimates for Greater Sage-Grouse – A Review (Open File Report 2014-1239). Project specific analysis should use the lower end of the interpreted range in the report as the basis for effects

AMERICAN OVERSIGHT
NV-DA-20-0615-A-004744

	determination unless justifiable departures are determined to be appropriate (see below). The lower end of the interpreted range of the lek buffer-distances is as follows: • Linear features (roads) within 3.1 miles of leks • Infrastructure related to energy development within 3.1 miles of leks • Tall structures (e.g., communication or transmission towers and transmission lines) within 2 miles of leks • Low structures (e.g., fences and rangeland structures) within1.2 miles of leks • Surface disturbance (continuing human activities that alter or remove the natural vegetation) within 3.1 miles of leks • Noise and related disruptive activities, including those that do not result in habitat loss (e.g., motorized recreational events) at least 0.25 mile from leks
Exception	Same as described above in **Stipulation SG-02-NV-OG-NSO**
Modification	Same as described above in **Stipulation SG-02-NV-OG-NSO**
Waiver	Same as described above in **Stipulation SG-02-NV-OG-NSO**
Language from land use plan amendment	**Stipulation SG-NV-10-CSU:** Nevada 3% Disturbance Cap Protocol—New development/activity would not exceed the 3% disturbance cap protocol at either the biologically significant unit (BSU) or project scale in PHMA, unless a technical team (described under the exception) determines that new or site-specific information indicates the project could be modified to result in a net conservation gain at the BSU level.
Objective	To create a net conservation gain at the project and BSU level
Stipulation type	Controlled Surface Use (CSU)
Stipulation	New development/activity would not exceed the 3% disturbance cap protocol at either the BSU or project scale, unless a technical team (described under the exception) determines that new or site-specific information indicates the project could be modified to result in a net conservation gain at the BSU level.
Exception	Nevada lands only—Any exceptions to the disturbance cap would be approved by the Authorized Officer only with the concurrence of the State Director. The Authorized Officer may not grant an exception unless the NDOW, the USFWS, and the BLM unanimously find that the proposed action satisfies the conditions stated in the stipulation. Initially, the technical team would make such finding; the team consists of a field biologist or other GRSG expert from each respective agency. In the event the initial finding were not unanimous, the finding may be elevated to the BLM State Director, USFWS State Ecological Services Director, and NDOW Director for final resolution. In the event their recommendation were not unanimous to grant the exception, the exception would not be granted.
Modification	None

AMERICAN OVERSIGHT
NV-DA-20-0615-A-004745

Waiver	None
Language from land use plan amendment	**Stipulation SG-CA-11-CSU:** California 3% Disturbance Cap—New development/activity would not exceed the 3% disturbance cap at either the BSU or project scale in PHMA.
Objective	To create a net conservation gain at the project and BSU level.
Stipulation type	Controlled Surface Use (CSU)
Stipulation	New development/activity would not exceed the 3% disturbance cap at either the BSU or project scale.
Exception	None
Modification	None
Waiver	None

AMERICAN OVERSIGHT
NV-DA-20-0615-A-004746

This page intentionally left blank.

AMERICAN OVERSIGHT

NV-DA-20-0615-A-004747

Appendix D

Adaptive Management Plan

AMERICAN OVERSIGHT

AMERICAN OVERSIGHT

APPENDIX D
ADAPTIVE MANAGEMENT PLAN

INTRODUCTION

Adaptive management is a decision process that promotes flexible resource management decision-making. These decisions can be adjusted in the face of uncertainties as outcomes from management actions and other events become better understood. Carefully monitoring these outcomes both advances scientific understanding and helps with adjusting resource management directions as part of an iterative learning process.

On February 1, 2008, the Department of the Interior published its Adaptive Management Implementation Policy (522 DM 1). The adaptive management strategy presented in this RMPA EIS complies with this policy and direction, as well as the Department of the Interior's Adaptive Management Technical Guide (DOI, 2009).

Adaptive management would help identify if greater sage-grouse (GRSG) conservation measures presented in this RMPA/EIS contain the needed level of certainty for effectiveness. Principles of adaptive management are incorporated into the conservation measures in the RMPA/EIS to lessen threats to GRSG and its habitat, thereby increasing the likelihood that the conservation measures and plan would be effective in reducing threats to them.

The following provides the BLM's adaptive management strategy for the Nevada and Northeastern California Greater Sage-Grouse Sub-region RMPA/EIS.

This adaptive management strategy includes warnings, soft and hard triggers and responses. Triggers are not specific to any particular project, but identify GRSG population and habitat thresholds outside of natural fluctuations or variations (with the exception of wildfires). Triggers are based on the two key metrics that are being monitored; population status and habitat loss. Adaptive management, with specific triggers, provides additional certainty that the management actions included in the RMPA/EIS are robust and able to respond to a variety of conditions and circumstances quickly and effectively to conserve the GRSG and its habitat. Reaching a trigger would initiate a local-state-federal interagency dialogue in collaboration with affected authorized land users to evaluate causal factor(s) and recommend adjustments to

AMERICAN OVERSIGHT
NV-DA-20-0615-A-004750

implementation-level activities to reverse the trend. BLM would strive to use a collaborative process with stakeholders, appropriate state and local agencies, and affected authorized land users when developing and implementing management responses when a trigger has been identified.

A sub-regional (Nevada and northeastern California) technical team, consisting of BLM, Forest Service, USFWS, NDOW, CDFW, SETT, USGS, University of Nevada-Reno, and other appropriate federal, state, and local agencies would coordinate, prioritize, and implement specific habitat restoration efforts targeted at multiple spatial scales. This adaptive management strategy calls for a collaborative effort that would result in individual plans for the recovery of declining GRSG populations. These plans would be focused based on discussion of how threats impact GRSG and its habitat, and the relative importance of various conservation measures. The outcomes would be used to assist local efforts in identifying and prioritizing areas to enable efficiencies and pool resources. This would increase the likelihood that GRSG population and habitat declines can be addressed effectively through collaboration, stewardship, and conservation. The principles of adaptive management would be incorporated into the conservation measures that lessen threats to GRSG and its habitat.

AMERICAN OVERSIGHT
NV-DA-20-0615-A-004751

Figure D-1. Adaptive Management Process

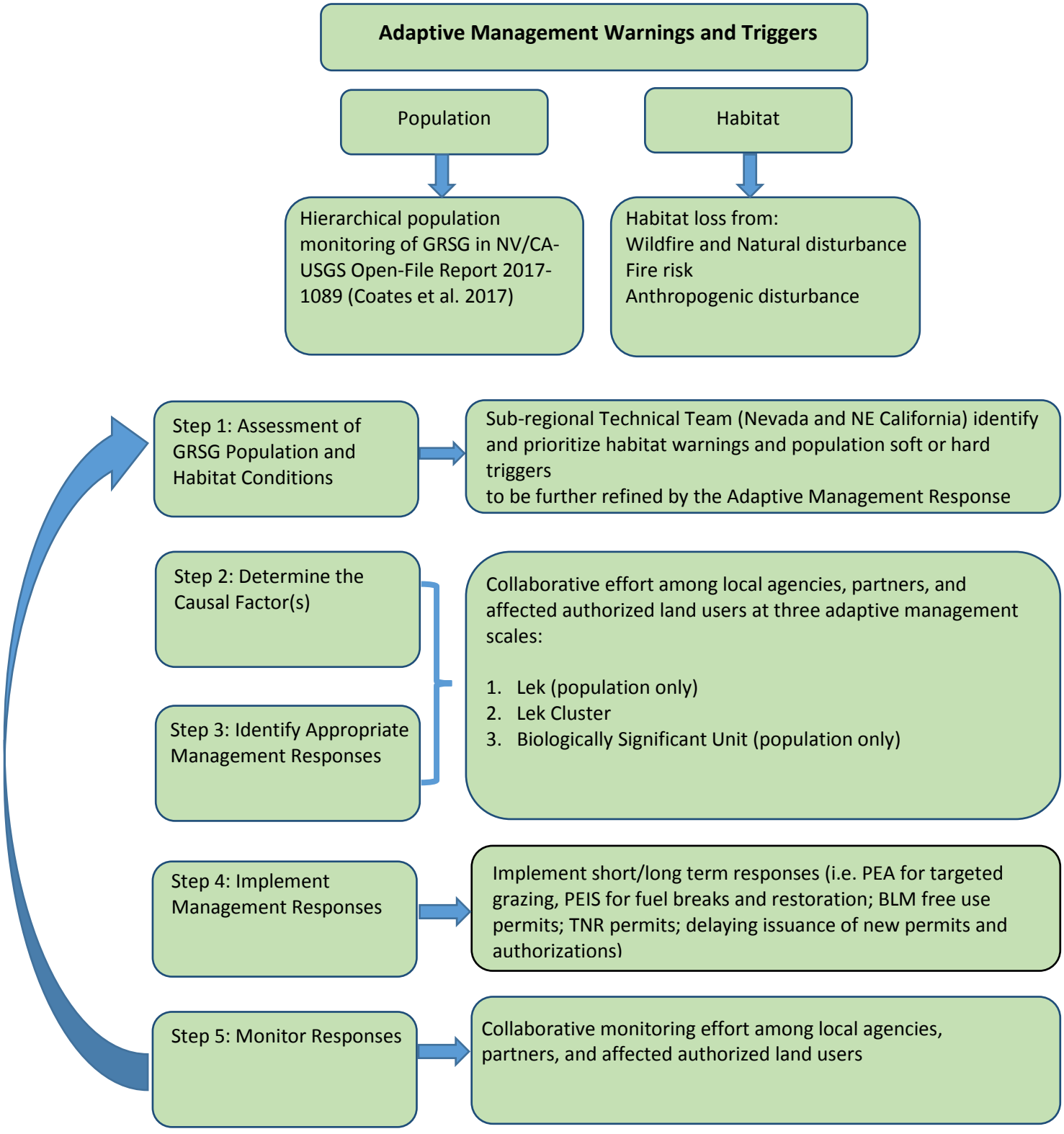

AMERICAN OVERSIGHT
NV-DA-20-0615-A-004752

ADAPTIVE MANAGEMENT ANALYSIS SCALES

The scales used to analyze population triggers and apply management responses are at the individual lek, lek cluster, and biologically significant units (BSU) as defined below (Map J-1). Adaptive management responses would only apply to habitat management areas (HMAs), which includes Priority, General and Other HMAs within these scales. Habitat adaptive management warnings and triggers would be analyzed only at the lek cluster scale. The boundaries of the BSU and lek clusters may be adjusted over time, based on the understanding of local GRSG population interactions, genetic sampling and climate variation. Population and habitat analysis used to identify warnings and triggers may be updated based on new science and advances in technology (e.g., integrated population models).

The hierarchy of GRSG population and habitat scales is as follows:

- Lek—Individual breeding display sites where male and female GRSG congregate, with males performing courtship displays to gain mating opportunities with females.
- Lek cluster—A group of leks in the same vicinity, among which GRSG may interchange over time and representing a group of closely related individuals.
- BSU— represents nested lek clusters with similar climate and vegetation conditions.

AMERICAN OVERSIGHT
NV-DA-20-0615-A-004753

Figure 2-2b. Biological Significant Units and Lek Clusters for GRSG in the Nevada and Northeastern California Sub-region

AMERICAN OVERSIGHT
NV-DA-20-0615-A-004754

DEFINITIONS OF ADAPTIVE MANAGEMENT WARNINGS, SOFT TRIGGERS, AND HARD TRIGGERS

Population

Warnings

Adaptive management population warnings are identified within the GRSG state-space model (Coates et al., 2017) (described below) that could lead to reaching a population soft or hard trigger. Warnings are the result of cumulative factors that negatively affect population growth rate. A warning could be seen when population rate of change (lambda) within any of the three analyzed spatial scales is below an established threshold as defined in Coates et al. (2017).

Soft Triggers

Soft triggers represent a threshold that indicates management actions should be considered at the project or implementation level to address GRSG population declines.

Hard Triggers

Hard triggers represent a threshold that indicates that immediate action needs be considered to address significant deviation from GRSG population declines.

Habitat

Warnings

Adaptive management habitat warnings include fire risk (e.g. annual and perennial fine or woody fuel loads, fire risk models, etc.), the occurrence of wildfire or natural disturbance (e.g., sagebrush die-off) larger than 1,000 acres, or new anthropogenic disturbance that results in direct and indirect effects as determined using the Habitat Quantification Tool (HQT; DCNR 2017) within a lek cluster.

Fire risk would be analyzed using various applicable data sources and support tools including but not limited to current vegetation composition and biomass, precipitation, fire regime condition class, fire risk or predictive models, and other applicable resources to identify areas that have the potential for high fine or woody fuel loads or have a high probability for burning again. The Great Basin Coordination Center and appropriate fuels management specialists would also be consulted to refine areas of high fire potential.

Disturbances of any size could have significant impacts to GRSG habitat. Due to the complexity of identifying the extent and severity of habitat disturbances in a consistent process, this effort would focus on disturbances to sage-grouse habitat as reported by State and Federal agencies (e.g., wildfires > 1,000 acres) that would be considered warnings in order to assess the magnitude of each disturbance (as identified below in Triggers).

AMERICAN OVERSIGHT
NV-DA-20-0615-A-004755

Triggers

Habitat triggers are warnings evaluated by a statewide technical team of specialists (as defined in the Adaptive Management Analysis section) that are determined to warrant significant management responses to address GRSG habitat declines. Generally, a management response would be warranted if an action could be taken that could effectively improve conditions for GRSG.

Management Responses

If a trigger is reached, the appropriate land management agency(s) would evaluate the appropriate management responses to address the known or probable causes of the decline in GRSG habitats or populations, with consideration of local knowledge and conditions in coordination with appropriate federal, state, and local agencies, and affected authorized land users. See Step 3 below for examples of potential management responses.

ADAPTIVE MANAGEMENT POPULATION ANALYSIS

Population Rate of Change Calculation for Triggers

The most current version of the Hierarchical Population Monitoring of Greater Sage-Grouse in Nevada and Northeastern California (USGS Open-File Report 2017-1089; Coates et al., 2017) state-space model would be used to estimate the rate of GRSG population change (lambda) and the number of males at three hierarchically nested spatial scales: individual lek, lek cluster, and BSU. Lek count data provided by NDOW and CDFW would inform the state-space model and be used to determine thresholds for population stability and decoupling from higher-order scales. Some lek clusters may need additional monitoring of leks to gain adequate sampling data in order to be modeled (Coates et al., 2017).

In addition to analyzing annual trend data, the benefit of using the USGS state-space model is that it differentiates whether a population decline is likely due to localized disturbances that may be more manageable, or connected to a larger scale, regional environmental or climactic conditions that are typically less manageable. A trigger is less likely to be reached at smaller spatial scales (e.g., lek, lek cluster) if regional environmental (e.g., BSU) conditions are influencing population decline (Figure 2). The framework also accounts for natural variations in populations, which would allow managers to target populations that can be most affected by adaptive management responses.

Population Soft and Hard Triggers

On an annual basis as lek data are finalized by the state wildlife management agencies, the USGS state-space model would be used to establish population rates of change at the lek, lek cluster, and BSU levels. The rate at which a population trend destabilizes (population decline) and decouples from the trend at the associated higher-order scale would dictate whether or not a soft or hard trigger is reached. Thresholds for stability and decoupling for soft and hard triggers were initially determined from simulation analyses that used 17 years of lek data (2000-

AMERICAN OVERSIGHT
NV-DA-20-0615-A-004756

2016). These simulations estimated the range of values where management actions would have an effect on stabilizing population change or synchronizing decoupled scales. The threshold value for each criteria represents the most likely threshold value (from a range of values), that if crossed, would associate most strongly with continued decline or decoupling if management action is not taken (Coates et al. 2017).

Information on the methods used to determine if a soft or hard trigger for GRSG populations has been reached at the lek, lek cluster or BSU can be found in Coates et al. 2017, *Hierarchical population monitoring of greater sage-grouse (Centrocercus urophasianus) in Nevada and California—Identifying populations for management at the appropriate spatial scale*: U.S. Geological Survey Open-File Report 2017-1089 (as updated by USGS), in the Evaluation Process Section.

AMERICAN OVERSIGHT
NV-DA-20-0615-A-004757

Figure J-2. Scenarios depicting population stability (trend) and decoupling from the higher-order spatial scales (Coates et al. 2017). A population that is destabilized and decoupled is considered a warning at that spatial scale. Multiple annual warnings are required to reach a soft or hard population trigger.

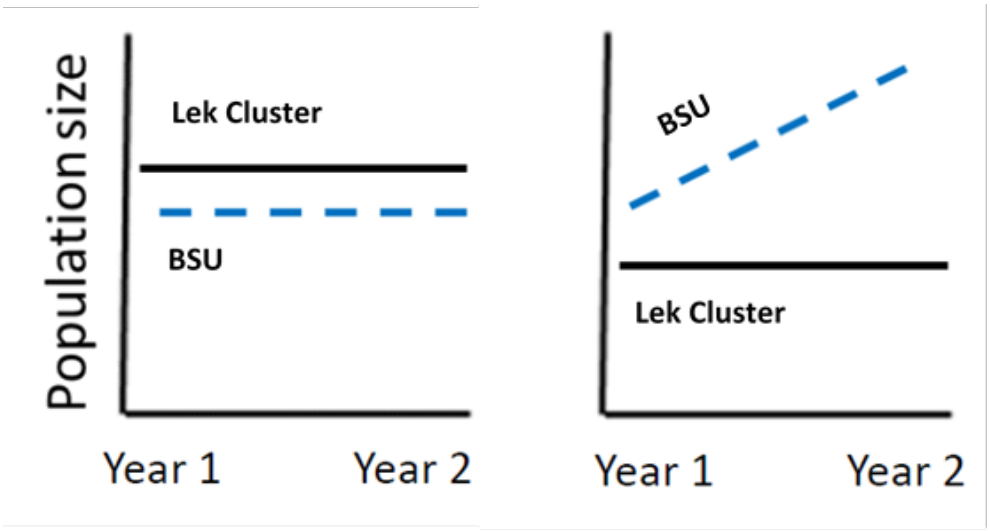

Stable: Yes
Decoupled: No
No Warning

Stable: Yes
Decoupled: Yes
No Warning

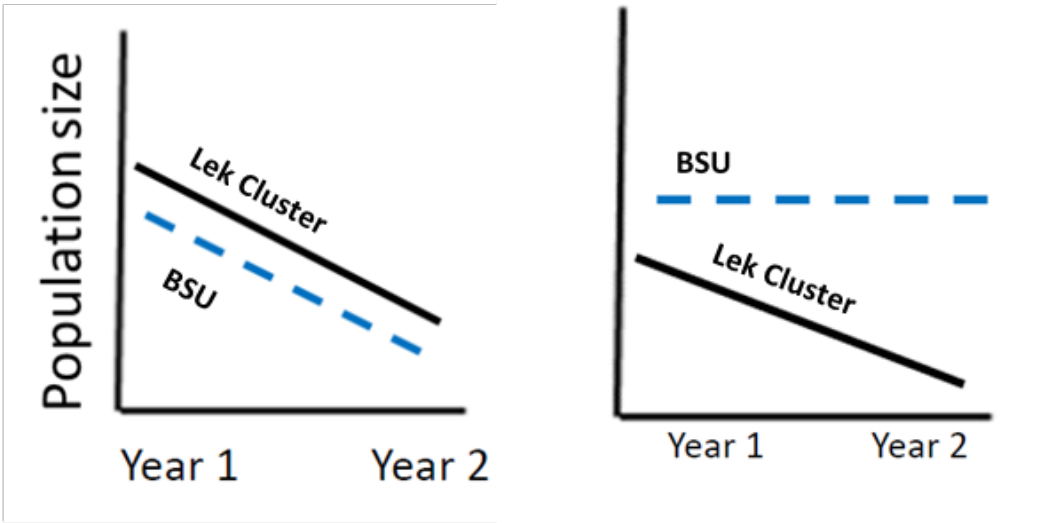

Stable: No
Decoupled: No
No Warning

Stable: No
Decoupled: Yes
Warning

AMERICAN OVERSIGHT
NV-DA-20-0615-A-004758

ADAPTIVE MANAGEMENT HABITAT ANALYSIS

Habitat Trends for Warnings and Triggers

Warnings for habitat would be evaluated at the lek cluster scale based on annual habitat loss within HMAs. Habitat warnings and triggers would be evaluated using the process described below and would not apply to the BSU scale.

Habitat Warnings and Triggers

1. At the lek cluster scale:
   a. Habitat warnings would be evaluated annually by a statewide technical team of specialists (similar to a science work group) from the BLM, Forest Service, NDOW, SETT, USGS, FWS, UNR, and other appropriate local, state or federal partners to determine the ecological impact and magnitude of the habitat warnings. The statewide technical team would determine which habitat warnings warrant a management response or not. Within a lek cluster, habitat warnings that warrant a significant GRSG focused management response can be considered triggers and prioritized based on available science, site-specific conditions (context), and ecological criteria (e.g., ecological site description, current state, resistance and resilience, state and transition models, disturbance response group, cheatgrass dominance, etc.). The statewide technical team would make a recommendation to the appropriate agency's authorizing official responsible for addressing the trigger(s). More information on prioritization is included under Step 2.
   b. Habitat warnings that had insufficient funds and resources available to implement significant GRSG focused projects would remain on the habitat warning list and could be re-prioritized as a trigger if warranted in the next annual evaluation by the sub-regional technical team. The sub-regional technical team would also review the trigger list annually and determine whether a habitat trigger remains on the list or should be removed.
   c. If a population soft trigger is reached within a lek cluster that has a habitat trigger present, this may result in a population hard trigger response for that lek cluster, as determined by the sub-regional technical team.

CAUSAL FACTOR ANALYSIS AND MANAGEMENT RESPONSE PROCESS

Step 1-Assessment of GRSG Population and Habitat Conditions: The sub-regional technical team and other appropriate state and local agency partners would use the processes outlined above to evaluate population and habitat data to identify population and habitat warnings and triggers that have been reached. The sub-regional technical team would meet semi-annually during the spring and late summer or fall of each year to evaluate population data using the results of the USGS GRSG state-space model (Coates et al. 2017), habitat data from the land and resource management agencies (BLM, Forest Service, and other state and local agencies) and data sources to identify the potential for high fine or woody fuel loads that indicate a high probability for burning. The data sources may be adapted as new information becomes

AMERICAN OVERSIGHT
NV-DA-20-0615-A-004759

available from appropriate partners. Some applicable data sources are outlined in the habitat warnings definitions section.

Habitat warnings that warrant a management response would be elevated to the level of a trigger. Following the identification of habitat triggers, a list of criteria and a ranking system that considers available science, site-specific conditions (context), ecological criteria (e.g., ecological site descriptions, current ecological state, resistance and resilience, cheat grass dominance), and available resources would be used to consistently prioritize and rank habitat triggers among lek clusters. This prioritization is only an initial evaluation, as the adaptive management process progresses, local information and expertise would be used to further refine the priority list for habitat triggers. Once the annual population and habitat information has been assessed and hard or soft triggers have been identified, the appropriate land management agency would notify the appropriate local (districts and field) offices.

Step 2-Determine the Causal Factor(s): Within four weeks (or sooner if possible) after Step 1 is completed and population and habitat triggers have been identified, the appropriate land management agency, in coordination with the sub-regional technical team would organize and invite federal, state and local agencies and partners (including but not limited to local area conservation groups, grazing permittees, and other affected authorized land users,) to participate, comment, and provide input during the causal factor analysis. This group would henceforth be referred to as the 'Adaptive Management Response Team' (AMRT). The causal factor analysis should be completed as soon as practicably possible given available resources. The casual factor analyses area at each scale are as follows:

a. Lek (population only): GRSG seasonal habitats associated with the lek. An individual lek boundary is defined as a minimum of a four-mile buffer around a lek;
b. Lek cluster: GRSG seasonal habitats associated with the lek cluster. A lek cluster boundary is defined by minimal GRSG movement between clusters so demographic rates are influenced by birth/death rates rather than immigration/emigration;
c. BSU (population only): GRSG seasonal habitats associated with the BSU. A BSU boundary is defined by similar environmental conditions where GRSG population dynamics are likely more driven by larger scale variations (e.g., climate).

The causal factor(s) for habitat triggers could be wildfire, fir risk, natural causes or anthropogenic disturbances based on the analysis conducted in Step 1. To identify the causal factor(s) of a population trigger, the AMRT would consider all available information and examine potential causal factor(s). Questions to be answered may include, but are not limited to the following:

- Did factors and events outside the triggered scale contribute to population or habitat decline (e.g., previously burned areas within the lek cluster or BSU that have

AMERICAN OVERSIGHT
NV-DA-20-0615-A-004760

recovered)?

- Did the event or outcome arise from the interaction of more than one potential causal factor(s)?
- What natural and human-caused events have occurred within the causal factor analysis area?
- What is the magnitude of the impact to GRSG population or habitat (e.g., what is the current anthropogenic disturbance in the area and how would these changes impact GRSG populations or habitat)?
- Can GRSG populations and/or habitat recover on its own without intervention?
- What is the expected length of the recovery period?
- Can the management actions already included in the plan accelerate recovery or are different actions necessary?

Findings from the causal factor analysis process would be documented in a report, which would be prepared by the AMRT. The AMRT report may also include recommendations for additional analyses or data collection. If the causal factor(s) can't be determined, the AMRT should address threats that were identified and continue to explore opportunities for conservation in areas where impacts have occurred, when warranted.

Step 3-Identify Appropriate Trigger Responses: The AMRT would identify appropriate trigger responses to be applied to the individual lek (population only), lek cluster, and/or BSU (population only) that reached a trigger. Appropriate management responses should be included in the AMRT report.

Management responses would only be applied within HMAs. Both reactive and pro-active management responses may be applied to address existing or anticipated threats in areas where warnings or triggers have been reached. In either case they should be strategically targeted to address the causal factor(s) of the existing disturbance or to address similar threats that led to a warning or trigger within a lek, lek cluster, or BSU. This plan identifies two main response groups to address fine and woody fuel loads that may require different management responses with varying spatial and temporal scales associated with the response:

1) Short term management – Identify areas of high fine fuel loads that would benefit from targeted grazing (e.g. season specific fall grazing, fuel break maintenance, etc.) of annual grasses and other fuels management.
2) Long term management – Identify areas of high woody fuel loads to strategically target areas for appropriate fuel breaks, vegetation and vegetation treatments, to better manage wildfires when they do occur.

Types of short and long term management or implementation actions that the appropriate land management agency(ies) could evaluate or consider applying within an individual lek (population only), lek cluster, or BSU (population only) to address triggers may include, but not be limited to the following:

AMERICAN OVERSIGHT
NV-DA-20-0615-A-004761

- Delaying issuance of new permits and authorizations (e.g., geothermal, solar, wind, oil and gas, etc.);
- Delaying issuance of new or pending ROWs outside of existing designated corridors;
- Use of tools and techniques that are included within the Programmatic Environmental Assessments for targeted grazing;
- Proactively apply targeted grazing to reduce fine fuels (e.g., use of free use permits, TNR permits, etc.)
- Use of, full force and effect decisions when appropriate to address fire risk from fine or woody fuels;
- Requiring new permits and authorizations to include an adaptive management process if additional impacts to GRSG populations or habitats are identified;
- Strategically place fuel breaks depending on landscape/habitat continuity, vegetation composition, fuel loads, accessibility, and use of Programmatic EISs for Fuel Breaks and Restoration Management;
- Use existing or develop new predictive tools to forecast and plan for anticipated plant growth based upon annual and seasonal precipitation in unison with existing (from previous growing season(s)) fine and woody fuels presence;
- Halting or delaying planned prescribed fire;
- Increasing fire prevention patrols;
- Increasing fire prevention inspections of motorized equipment;
- Prohibiting open campfires outside of established fire pits and outside of stoves in designated recreation areas during high fire seasons;
- Increasing inspections to ensure Required Design Features for limiting the spread of invasive plants are being followed;
- Increasing surveys to detect and treat new infestations of invasive plants, especially invasive annual grasses;
- Delaying certain planned vegetation treatments until after the breeding and brood-rearing season;
- Halting, delaying, accelerating, or stimulating planned fuels treatments in GRSG winter habitat, depending on conditions and needs;
- Installing anti-perching devices on tall structures;
- Installing bird flight diverters on guy wires and fences;
- Delaying planned construction of new recreation facilities (e.g., kiosks, toilets, and signs);
- Increasing litter patrols in and around heavily used recreation areas;
- Increasing educational contacts with visitors concerning the role of litter and garbage in attracting GRSG predators;
- Increasing enforcement efforts on travel restrictions;
- Limiting noise and/or light pollution;
- Voluntary written agreements for items outside of BLM jurisdiction (such as activities on adjacent non-BLM land);
- Habitat improvement projects including pinyon and/or juniper removal;
- Developing Allotment Management Plans;

AMERICAN OVERSIGHT
NV-DA-20-0615-A-004762

- Conducting emergency wild horse and burro gathers;
- Targeted and/or strategic grazing;
- Off-site water development by the water rights holder; and/or
- Voluntary establishment of livestock herding/stockmanship.

Some of the actions listed may require further analysis (e.g. NEPA) that would delay immediate implementation and response.

The appropriate land management agency local (district or field) offices would consider whether approval of pending authorizations within the affected adaptive management response area (lek, lek cluster or BSU) would exacerbate the population or habitat decline or would otherwise be inconsistent with the trigger responses. The land management agency would coordinate with appropriate federal, state and local agencies, and affected authorized land users for any action completed under this step.

In addition, the AMRT report would also identify an emergency/contingency plan that would outline immediate management actions that would take place, in the event the trigger is exacerbated. Such a plan should include goals, objectives, management actions and monitoring requirements developed specifically for the appropriate geographic area and/or population being affected (e.g., lek, lek cluster, and/or BSU). j

If a hard trigger is reached, district and/or field offices would implement the site specific actions outlined in the emergency/contingency response plan developed as part of the soft trigger response. If the hard trigger was reached, but not preceded by a soft trigger or the emergency/contingency response was not developed, the BLM (in coordination with Federal, State, and local partners) may implement temporary closures (in accordance with 43 CFR Part 8364.1, and as directed under BLM Instruction Memorandum No. 2013-035) to respond to a causal factor(s) that have resulted in a catastrophic event (i.e., wildfire). In addition, BLM would no longer permit exceptions to allocation decisions in areas (e.g., lek, lek cluster, and/or BSU that have reached a hard trigger and may delay issuance of new permits and authorizations until population and/or habitat levels fall below the trigger threshold and the trigger has been determined to be reversed by the process outlined below (Longevity of Trigger Responses).

Management objectives in response to triggers should be SMART (Specific, Measurable, Achievable/Attainable, Relevant/Realistic, and Trackable/Timely or time specified).

Step 4-Implement Trigger Responses: The AMRT with the appropriate land management agency's local (district and/or field) offices would implement specific management responses at the scale in which the trigger was reached (e.g., lek, lek cluster, and/or BSU), as contained in the report referenced in Steps 2 and 3.

Step 5-Monitor Responses: The AMRT with the appropriate land management agency's local (district and/or field) offices would continue to monitor (e.g., monitoring guidance within the Nevada Rangeland Monitoring Handbook) the lek(s), lek cluster(s) and/or BSU(s) in which a

AMERICAN OVERSIGHT
NV-DA-20-0615-A-004763

trigger response is being applied to determine if the responses are adequately addressing the reason for the population and/or habitat decline. This information would be used in Step 1 above, "Assessment of GRSG Population and Habitat Conditions" the following year.

LONGEVITY OF TRIGGER RESPONSES (REMOVING THE TRIGGER RESPONSE)

The appropriate land management agency would work with the sub-regional technical team to develop criteria that would be used to evaluate whether a lek, lek cluster, and/or BSU that reached a trigger has recovered sufficiently or is trending in a positive direction. Longevity of a trigger response should be appropriate and apply to the type of management action being implemented.

Population and/or habitat triggers that resulted in management responses would be evaluated annually to determine their effectiveness. If implementation activities are successful or are improving population or habitat conditions, these actions should be continued or re-prioritized the AMRT using information from annual evaluation and monitoring.

For population and/or habitat trigger management responses that resulted in an allocation restriction, the federal land management agency would work with the AMRT to determine when a population or habitat trigger has been adequately addressed to remove the trigger response.

The process for evaluating population and habitat trigger responses may include, but are not limited to the following:

- Identification of upward population trends, based on an annual analysis of the GRSG state-spaced model.
- Response of vegetation community and habitat following fire or other disturbance;
- Changes in GRSG Habitat Management Areas based on periodic mapping updates;
- Evaluation of habitat or population responses based on an adaptive management process to determine what management actions are successful, what actions are unlikely to be successful and should be discontinued, what objectives should be modified to better reflect an achievable goal, and what actions should be changed to achieve the desired outcome;
- Evaluation of assessments completed following *the Sage-Grouse Habitat Assessment Framework: A Multiscale Assessment Tool*. Technical Reference 6710-1(Stiver et al., 2015).
- In cases where efforts to improve habitat become infeasible (i.e., the area has passed an ecological threshold), the AMRT may decide to recommend removal of triggers.

AMERICAN OVERSIGHT
NV-DA-20-0615-A-004764

Appendix C

Required Design Features Worksheet

AMERICAN OVERSIGHT

AMERICAN OVERSIGHT

The worksheet below includes a list of design features that would be implemented for all authorized/permitted activities, consistent with applicable law (and consistent with the 2015 BLM Nevada and Northeastern California's Approved Resource Management Plan Amendment, MD SSS 2(C), SSS 3(B), and SSS 4. At the site-specific scale, BLM will document when an RDF is or is not applied to a particular project. If an RDF is not applied, this worksheet provides the BLM an opportunity to consistently document its rationale as to why that RDF if not applicable. This document will be placed in the project record and/or referenced in the project's NEPA analysis.

Project Name: **NEPA #:**

General RDFs		Applied	If RDF not applied, select reason:
RDF Gen 1:	Locate new roads outside of GRSG habitat to the extent practical.	☐ Yes ☐ No	☐ A specific RDF is documented to not be applicable to the site-specific conditions of the project/activity (e.g. due to site limitations or engineering considerations). Economic considerations, such as increased costs, do not necessarily require that an RDF be varied or rendered inapplicable. ☐ An alternative RDF is determined to provide equal or better protection for GRSG or its habitat. Alternative RDF # _____ ☐ A specific RDF will provide no additional protection to GRSG or its habitat.
			Rationale if RDF is not applied:
RDF Gen 2:	Avoid constructing roads within riparian areas and ephemeral drainages. Construct low water crossings at right angles to ephemeral drainages and stream crossings (note that such construction may require permitting under Sections 401 and 404 of the Clean Water Act).	☐ Yes ☐ No	☐ A specific RDF is documented to not be applicable to the site-specific conditions of the project/activity (e.g. due to site limitations or engineering considerations). Economic considerations, such as increased costs, do not necessarily require that an RDF be varied or rendered inapplicable. ☐ An alternative RDF is determined to provide equal or better protection for GRSG or its habitat. Alternative RDF # _____ ☐ A specific RDF will provide no additional protection to GRSG or its habitat.
			Rationale if RDF is not applied:
RDF Gen 3:	Limit construction of new roads where roads are already in existence and could be used or upgraded to meet the needs of the project or operation. Design roads to an appropriate standard, no higher than necessary, to accommodate intended purpose and level of use.	☐ Yes ☐ No	☐ A specific RDF is documented to not be applicable to the site-specific conditions of the project/activity (e.g. due to site limitations or engineering considerations). Economic considerations, such as increased costs, do not necessarily require that an RDF be varied or rendered inapplicable. ☐ An alternative RDF is determined to provide equal or better protection for GRSG or its habitat. Alternative RDF # _____ ☐ A specific RDF will provide no additional protection to GRSG or its habitat.
			Rationale if RDF is not applied:
RDF Gen 4:	Coordinate road construction and use with ROW holders to minimize disturbance to the extent possible.	☐ Yes ☐ No	☐ A specific RDF is documented to not be applicable to the site-specific conditions of the project/activity (e.g. due to site limitations or engineering considerations). Economic considerations, such as increased costs, do not necessarily require that an RDF be varied or rendered inapplicable. ☐ An alternative RDF is determined to provide equal or better protection for GRSG or its habitat. Alternative RDF # _____ ☐ A specific RDF will provide no additional protection to GRSG or its habitat.
			Rationale if RDF is not applied:
RDF Gen 5:	During project construction and operation, establish and post speed limits in GRSG habitat to reduce vehicle/wildlife collisions or design roads to be driven at slower speeds.	☐ Yes ☐ No	☐ A specific RDF is documented to not be applicable to the site-specific conditions of the project/activity (e.g. due to site limitations or engineering considerations). Economic considerations, such as increased costs, do not necessarily require that an RDF be varied or rendered inapplicable. ☐ An alternative RDF is determined to provide equal or better protection for GRSG or its habitat. Alternative RDF # _____

AMERICAN OVERSIGHT

NEPA #:

		☐ A specific RDF will provide no additional protection to GRSG or its habitat.
	Rationale if RDF is not applied:	

Project Name:

RDF Gen 6:	Newly constructed project roads that access valid existing rights would not be managed as public access roads. Proponents will restrict access by employing traffic control devices such as signage, gates, and fencing.	☐ Yes	☐ A specific RDF is documented to not be applicable to the site-specific conditions of the project/activity (e.g. due to site limitations or engineering considerations). Economic considerations, such as increased costs, do not necessarily require that an RDF be varied or rendered inapplicable.
		☐ No	☐ An alternative RDF is determined to provide equal or better protection for GRSG or its habitat. Alternative RDF # _____
			☐ A specific RDF will provide no additional protection to GRSG or its habitat.
		Rationale if RDF is not applied:	
RDF Gen 7:	Require dust abatement practices when authorizing use on roads.	☐ Yes	☐ A specific RDF is documented to not be applicable to the site-specific conditions of the project/activity (e.g. due to site limitations or engineering considerations). Economic considerations, such as increased costs, do not necessarily require that an RDF be varied or rendered inapplicable.
		☐ No	☐ An alternative RDF is determined to provide equal or better protection for GRSG or its habitat. Alternative RDF # _____
			☐ A specific RDF will provide no additional protection to GRSG or its habitat.
		Rationale if RDF is not applied:	
NO RDF 8 Identified			
RDF Gen 9:	Upon project completion, reclaim roads developed for project access on public lands unless, based on site-specific analysis, the route provides specific benefits for public access and does not contribute to resource conflicts.	☐ Yes	☐ A specific RDF is documented to not be applicable to the site-specific conditions of the project/activity (e.g. due to site limitations or engineering considerations). Economic considerations, such as increased costs, do not necessarily require that an RDF be varied or rendered inapplicable.
		☐ No	☐ An alternative RDF is determined to provide equal or better protection for GRSG or its habitat. Alternative RDF # _____
			☐ A specific RDF will provide no additional protection to GRSG or its habitat.
		Rationale if RDF is not applied:	
RDF Gen 10:	Design or site permanent structures that create movement (e.g., pump jack/ windmill) to minimize impacts on GRSG habitat.	☐ Yes	☐ A specific RDF is documented to not be applicable to the site-specific conditions of the project/activity (e.g. due to site limitations or engineering considerations). Economic considerations, such as increased costs, do not necessarily require that an RDF be varied or rendered inapplicable.
		☐ No	☐ An alternative RDF is determined to provide equal or better protection for GRSG or its habitat. Alternative RDF # _____
			☐ A specific RDF will provide no additional protection to GRSG or its habitat.
		Rationale if RDF is not applied:	
RDF Gen 11:	Equip temporary and permanent aboveground facilities with structures or devices that discourage nesting and perching of raptors, corvids, and other predators.	☐ Yes	☐ A specific RDF is documented to not be applicable to the site-specific conditions of the project/activity (e.g. due to site limitations or engineering considerations). Economic considerations, such as increased costs, do not necessarily require that an RDF be varied or rendered inapplicable.
		☐ No	☐ An alternative RDF is determined to provide equal or better protection for GRSG or its habitat. Alternative RDF # _____

AMERICAN OVERSIGHT

NEPA #:

		☐ A specific RDF will provide no additional protection to GRSG or its habitat.
	Rationale if RDF is not applied:	

Project Name:

RDF Gen 12: Control the spread and effects of nonnative, invasive plant species (e.g., by washing vehicles and equipment, minimize unnecessary surface disturbance; Evangelista et al. 2011). All projects would be required to have a noxious weed management plan in place prior to construction and operations.	☐ Yes ☐ No	☐ A specific RDF is documented to not be applicable to the site-specific conditions of the project/activity (e.g. due to site limitations or engineering considerations). Economic considerations, such as increased costs, do not necessarily require that an RDF be varied or rendered inapplicable. ☐ An alternative RDF is determined to provide equal or better protection for GRSG or its habitat. Alternative RDF # _____ ☐ A specific RDF will provide no additional protection to GRSG or its habitat.
	Rationale if RDF is not applied:	
RDF Gen 13: Implement project site-cleaning practices to preclude the accumulation of debris, solid waste, putrescible wastes, and other potential anthropogenic subsidies for predators of GRSG.	☐ Yes ☐ No	☐ A specific RDF is documented to not be applicable to the site-specific conditions of the project/activity (e.g. due to site limitations or engineering considerations). Economic considerations, such as increased costs, do not necessarily require that an RDF be varied or rendered inapplicable. ☐ An alternative RDF is determined to provide equal or better protection for GRSG or its habitat. Alternative RDF # _____ ☐ A specific RDF will provide no additional protection to GRSG or its habitat.
	Rationale if RDF is not applied:	
RDF Gen 14: Locate project related temporary housing sites outside of GRSG habitat.	☐ Yes ☐ No	☐ A specific RDF is documented to not be applicable to the site-specific conditions of the project/activity (e.g. due to site limitations or engineering considerations). Economic considerations, such as increased costs, do not necessarily require that an RDF be varied or rendered inapplicable. ☐ An alternative RDF is determined to provide equal or better protection for GRSG or its habitat. Alternative RDF # _____ ☐ A specific RDF will provide no additional protection to GRSG or its habitat.
	Rationale if RDF is not applied:	
RDF Gen 15: When interim reclamation is required, irrigate site, in accordance with state laws, to establish seedlings more quickly if the site requires it.	☐ Yes ☐ No	☐ A specific RDF is documented to not be applicable to the site-specific conditions of the project/activity (e.g. due to site limitations or engineering considerations). Economic considerations, such as increased costs, do not necessarily require that an RDF be varied or rendered inapplicable. ☐ An alternative RDF is determined to provide equal or better protection for GRSG or its habitat. Alternative RDF # _____ ☐ A specific RDF will provide no additional protection to GRSG or its habitat.
	Rationale if RDF is not applied:	
RDF Gen 16: Utilize mulching or other soil amendment techniques to expedite reclamation and to protect soils if the site requires it.	☐ Yes ☐ No	☐ A specific RDF is documented to not be applicable to the site-specific conditions of the project/activity (e.g. due to site limitations or engineering considerations). Economic considerations, such as increased costs, do not necessarily require that an RDF be varied or rendered inapplicable. ☐ An alternative RDF is determined to provide equal or better protection for GRSG or its habitat. Alternative RDF # _____ ☐ A specific RDF will provide no additional protection to GRSG or its habitat.

AMERICAN OVERSIGHT

NEPA #:

	Rationale if RDF is not applied:

Project Name:

RDF Gen 17:	Restore disturbed areas at final reclamation to the pre-disturbance landforms and desired plant community.	☐ Yes	☐ A specific RDF is documented to not be applicable to the site-specific conditions of the project/activity (e.g. due to site limitations or engineering considerations). Economic considerations, such as increased costs, do not necessarily require that an RDF be varied or rendered inapplicable.
		☐ No	☐ An alternative RDF is determined to provide equal or better protection for GRSG or its habitat. Alternative RDF # _____
			☐ A specific RDF will provide no additional protection to GRSG or its habitat.
		Rationale if RDF is not applied:	
RDF Gen 18:	When authorizing ground-disturbing activities, require the use of vegetation and soil reclamation standards suitable for the site type prior to construction.	☐ Yes	☐ A specific RDF is documented to not be applicable to the site-specific conditions of the project/activity (e.g. due to site limitations or engineering considerations). Economic considerations, such as increased costs, do not necessarily require that an RDF be varied or rendered inapplicable.
		☐ No	☐ An alternative RDF is determined to provide equal or better protection for GRSG or its habitat. Alternative RDF # _____
			☐ A specific RDF will provide no additional protection to GRSG or its habitat.
		Rationale if RDF is not applied:	
RDF Gen 19:	Instruct all construction employees to avoid harassment and disturbance of wildlife, especially during the GRSG breeding (e.g., courtship and nesting) season. In addition, pets shall not be permitted on site during construction (BLM 2005b).	☐ Yes	☐ A specific RDF is documented to not be applicable to the site-specific conditions of the project/activity (e.g. due to site limitations or engineering considerations). Economic considerations, such as increased costs, do not necessarily require that an RDF be varied or rendered inapplicable.
		☐ No	☐ An alternative RDF is determined to provide equal or better protection for GRSG or its habitat. Alternative RDF # _____
			☑ A specific RDF will provide no additional protection to GRSG or its habitat.
		Rationale if RDF is not applied:	
RDF Gen 20:	To reduce predator perching in GRSG habitat, limit the construction of vertical facilities and fences to the minimum number and amount needed and install anti-perch devices where applicable.	☐ Yes	☐ A specific RDF is documented to not be applicable to the site-specific conditions of the project/activity (e.g. due to site limitations or engineering considerations). Economic considerations, such as increased costs, do not necessarily require that an RDF be varied or rendered inapplicable.
		☐ No	☐ An alternative RDF is determined to provide equal or better protection for GRSG or its habitat. Alternative RDF # _____
			☑ A specific RDF will provide no additional protection to GRSG or its habitat.
		Rationale if RDF is not applied:	
RDF Gen 21:	Outfit all reservoirs, pits, tanks, troughs or similar features with appropriate type and number of wildlife escape ramps (BLM 1990; Taylor and Tuttle 2007).	☐ Yes	☐ A specific RDF is documented to not be applicable to the site-specific conditions of the project/activity (e.g. due to site limitations or engineering considerations). Economic considerations, such as increased costs, do not necessarily require that an RDF be varied or rendered inapplicable.
		☐ No	☐ An alternative RDF is determined to provide equal or better protection for GRSG or its habitat. Alternative RDF # _____
			☑ A specific RDF will provide no additional protection to GRSG or its habitat.
		Rationale if RDF is not applied:	

AMERICAN OVERSIGHT

Project Name: **NEPA #:**

RDF Gen 22: Load and unload all equipment on existing roads, pull outs or disturbed areas to minimize disturbance to vegetation and soil.	☐ Yes	☐	A specific RDF is documented to not be applicable to the site-specific conditions of the project/activity (e.g. due to site limitations or engineering considerations). Economic considerations, such as increased costs, do not necessarily require that an RDF be varied or rendered inapplicable.
	☐ No	☐	An alternative RDF is determined to provide equal or better protection for GRSG or its habitat. Alternative RDF # _____
		☑	A specific RDF will provide no additional protection to GRSG or its habitat.
	Rationale if RDF is not applied:		

AMERICAN OVERSIGHT

In addition to the General RDFs, apply Lands and Realty RDFs to PHMA, GHMA, and OHMA as appropriate and consistent with applicable law:

Project Name: **NEPA #:**

Lands and Realty RDFs*		Applied	If RDF not applied, select reason:	
RDF LR-LUA 1:	Where new ROWs associated with valid existing rights are required, co-locate new ROWs within existing ROWs or where it best minimizes impacts in GRSG habitat. Use existing roads or realignments of existing roads to access valid existing rights that are not yet developed.	☐ Yes ☐ No	☐	A specific RDF is documented to not be applicable to the site-specific conditions of the project/activity (e.g. due to site limitations or engineering considerations). Economic considerations, such as increased costs, do not necessarily require that an RDF be varied or rendered inapplicable.
			☐	An alternative RDF is determined to provide equal or better protection for GRSG or its habitat. Alternative RDF # _____
			☑	A specific RDF will provide no additional protection to GRSG or its habitat.
		Rationale if RDF is not applied:		
RDF LR-LUA 2:	Do not issue ROWs to counties on newly constructed energy/mining development roads, unless for a temporary use consistent with all other terms and conditions included in this document.	☐ Yes ☐ No	☐	A specific RDF is documented to not be applicable to the site-specific conditions of the project/activity (e.g. due to site limitations or engineering considerations). Economic considerations, such as increased costs, do not necessarily require that an RDF be varied or rendered inapplicable.
			☐	An alternative RDF is determined to provide equal or better protection for GRSG or its habitat. Alternative RDF # _____
			☐	A specific RDF will provide no additional protection to GRSG or its habitat.
		Rationale if RDF is not applied:		
RDF GEN (LR-LUA) 3:	Where necessary, fit transmission towers with anti-perch devices (Lammers and Collopy 2007) in GRSG habitat.	☐ Yes ☐ No	☐	A specific RDF is documented to not be applicable to the site-specific conditions of the project/activity (e.g. due to site limitations or engineering considerations). Economic considerations, such as increased costs, do not necessarily require that an RDF be varied or rendered inapplicable.
			☐	An alternative RDF is determined to provide equal or better protection for GRSG or its habitat. Alternative RDF # _____
			☐	A specific RDF will provide no additional protection to GRSG or its habitat.
		Rationale if RDF is not applied:		
***These RDFs also apply to other land use authorizations such as leases and permits**				

In addition to the General RDFs, apply Fuels and Fire Management RDFs to PHMA, GHMA, and OHMA as appropriate and consistent with applicable law:

Project Name: **NEPA #:**

Fuels and Fire Management RDFs		Applied	If RDF not applied, select reason:	
RDF WFM 1:	Power-wash all firefighting vehicles, including engines, water tenders, personnel vehicles, and all-terrain vehicles (ATVs), prior to deploying in or near GRSG habitat to minimize the introduction and spread of undesirable and invasive plant species. (This is not applicable to initial attach operations)	☐ Yes ☐ No	☐	A specific RDF is documented to not be applicable to the site-specific conditions of the project/activity (e.g. due to site limitations or engineering considerations). Economic considerations, such as increased costs, do not necessarily require that an RDF be varied or rendered inapplicable.
			☐	An alternative RDF is determined to provide equal or better protection for GRSG or its habitat. Alternative RDF # _____
			☑	A specific RDF will provide no additional protection to GRSG or its habitat.
		Rationale if RDF is not applied:		

AMERICAN OVERSIGHT

RDF WFM 2: Protect wildland areas from wildfire originating on private lands, infrastructure corridors, and recreational areas.	☐ Yes ☐ No	☐	A specific RDF is documented to not be applicable to the site-specific conditions of the project/activity (e.g. due to site limitations or engineering considerations). Economic considerations, such as increased costs, do not necessarily require that an RDF be varied or rendered inapplicable.
		☐	An alternative RDF is determined to provide equal or better protection for GRSG or its habitat. Alternative RDF # _____
		☐	A specific RDF will provide no additional protection to GRSG or its habitat.
	Rationale if RDF is not applied:		
RDF WFM 3: Reduce the risk of vehicle or human-caused wildfires and the spread of invasive species by planting and maintaining perennial vegetation (e.g., greenstrips, brownstrips, etc.) paralleling road rights-of-way.	☐ Yes ☐ No	☐	A specific RDF is documented to not be applicable to the site-specific conditions of the project/activity (e.g. due to site limitations or engineering considerations). Economic considerations, such as increased costs, do not necessarily require that an RDF be varied or rendered inapplicable.
		☐	An alternative RDF is determined to provide equal or better protection for GRSG or its habitat. Alternative RDF # _____
		☑	A specific RDF will provide no additional protection to GRSG or its habitat.
	Rationale if RDF is not applied:		

In addition to the General RDFs, apply Fluid Minerals RDFs to PHMA, GHMA, and OHMA as appropriate and consistent with applicable law:

Project Name: **NEPA #:**

Fluid Minerals RDFs		Applied	If RDF not applied, select reason:
RDF Lease FM 1:	Co-locate power lines, flow lines, and small pipelines under or immediately adjacent to existing roads (Bui et al. 2010) in order to minimize or avoid disturbance.	☐ Yes ☐ No	☐ A specific RDF is documented to not be applicable to the site-specific conditions of the project/activity (e.g. due to site limitations or engineering considerations). Economic considerations, such as increased costs, do not necessarily require that an RDF be varied or rendered inapplicable.
			☐ An alternative RDF is determined to provide equal or better protection for GRSG or its habitat. Alternative RDF # _____
			☐ A specific RDF will provide no additional protection to GRSG or its habitat.
		Rationale if RDF is not applied:	
RDF Lease FM 2:	Cover, create barriers, or implement other effective deterrents (e.g., netting, fencing, birdballs, and sound cannons) for all ponds and tanks containing potentially toxic materials to reduce GRSG mortality.	☐ Yes ☐ No	☐ A specific RDF is documented to not be applicable to the site-specific conditions of the project/activity (e.g. due to site limitations or engineering considerations). Economic considerations, such as increased costs, do not necessarily require that an RDF be varied or rendered inapplicable.
			☐ An alternative RDF is determined to provide equal or better protection for GRSG or its habitat. Alternative RDF # _____
			☐ A specific RDF will provide no additional protection to GRSG or its habitat.
		Rationale if RDF is not applied:	
RDF Lease FM 3:	Require installation of noise shields to comply with noise restrictions (see Action SSS 7) when drilling during the breeding, nesting, brood-rearing, and/or wintering season. Require applicable GRSG seasonal timing restrictions when noise restrictions cannot be met (see Action SSS 6).	☐ Yes ☐ No	☐ A specific RDF is documented to not be applicable to the site-specific conditions of the project/activity (e.g. due to site limitations or engineering considerations). Economic considerations, such as increased costs, do not necessarily require that an RDF be varied or rendered inapplicable.
			☐ An alternative RDF is determined to provide equal or better protection for GRSG or its habitat. Alternative RDF # _____
			☑ A specific RDF will provide no additional protection to GRSG or its habitat.

AMERICAN OVERSIGHT

	Rationale if RDF is not applied:		
RDF Lease FM 4: Ensure habitat restoration meets GRSG habitat objectives (Table 2-2) for reclamation and restoration practices/sites (Pyke 2011).	☐ Yes ☐ No	☐	A specific RDF is documented to not be applicable to the site-specific conditions of the project/activity (e.g. due to site limitations or engineering considerations). Economic considerations, such as increased costs, do not necessarily require that an RDF be varied or rendered inapplicable.
		☐	An alternative RDF is determined to provide equal or better protection for GRSG or its habitat. Alternative RDF # _____
		☑	A specific RDF will provide no additional protection to GRSG or its habitat.
	Rationale if RDF is not applied:		

AMERICAN OVERSIGHT

NEPA #:

Project Name:

RDF Lease FM 5: Maximize the area of interim reclamation on long-term access roads and well pads, including reshaping, topsoil management, and revegetating cut-and-fill slopes.	☐ Yes ☐ No	☐ A specific RDF is documented to not be applicable to the site-specific conditions of the project/activity (e.g. due to site limitations or engineering considerations). Economic considerations, such as increased costs, do not necessarily require that an RDF be varied or rendered inapplicable. ☐ An alternative RDF is determined to provide equal or better protection for GRSG or its habitat. Alternative RDF # _____ ☑ A specific RDF will provide no additional protection to GRSG or its habitat.
	Rationale if RDF is not applied:	
RDF Lease FM 6: Restore disturbed areas at final reclamation to the pre-disturbance landforms and meets the GRSG habitat objectives (Table 2-2).	☐ Yes ☐ No	☐ A specific RDF is documented to not be applicable to the site-specific conditions of the project/activity (e.g. due to site limitations or engineering considerations). Economic considerations, such as increased costs, do not necessarily require that an RDF be varied or rendered inapplicable. ☐ An alternative RDF is determined to provide equal or better protection for GRSG or its habitat. Alternative RDF # _____ ☐ A specific RDF will provide no additional protection to GRSG or its habitat.
	Rationale if RDF is not applied:	
RDF Lease FM 7: Use only closed-loop systems for drilling operations and no reserve pits within GRSG habitat.	☐ Yes ☐ No	☐ A specific RDF is documented to not be applicable to the site-specific conditions of the project/activity (e.g. due to site limitations or engineering considerations). Economic considerations, such as increased costs, do not necessarily require that an RDF be varied or rendered inapplicable. ☐ An alternative RDF is determined to provide equal or better protection for GRSG or its habitat. Alternative RDF # _____ ☐ A specific RDF will provide no additional protection to GRSG or its habitat.
	Rationale if RDF is not applied:	
RDF Lease FM 8: Place liquid gathering facilities outside of GRSG habitat. Have no tanks at well locations within GRSG habitat to minimize vehicle traffic and perching and nesting sites for aerial predators of GRSG.	☐ Yes ☐ No	☐ A specific RDF is documented to not be applicable to the site-specific conditions of the project/activity (e.g. due to site limitations or engineering considerations). Economic considerations, such as increased costs, do not necessarily require that an RDF be varied or rendered inapplicable. ☐ An alternative RDF is determined to provide equal or better protection for GRSG or its habitat. Alternative RDF # _____ ☑ A specific RDF will provide no additional protection to GRSG or its habitat.
	Rationale if RDF is not applied:	
RDF Lease FM 9: In GRSG habitat, use remote monitoring techniques for production facilities and develop a plan to reduce vehicular traffic frequency of vehicle use (Lyon and Anderson 2003).	☐ Yes ☐ No	☐ A specific RDF is documented to not be applicable to the site-specific conditions of the project/activity (e.g. due to site limitations or engineering considerations). Economic considerations, such as increased costs, do not necessarily require that an RDF be varied or rendered inapplicable. ☐ An alternative RDF is determined to provide equal or better protection for GRSG or its habitat. Alternative RDF # _____ ☑ A specific RDF will provide no additional protection to GRSG or its habitat.
	Rationale if RDF is not applied:	

Project Name:

		☐ A specific RDF is documented to not be applicable to the site-specific conditions of

AMERICAN OVERSIGHT

NEPA #:

RDF Lease FM 10: Use dust abatement practices on well pads.	☐ Yes	the project/activity (e.g. due to site limitations or engineering considerations). Economic considerations, such as increased costs, do not necessarily require that an RDF be varied or rendered inapplicable.
	☐ No	☐ An alternative RDF is determined to provide equal or better protection for GRSG or its habitat. Alternative RDF # _____
		☑ A specific RDF will provide no additional protection to GRSG or its habitat.
	Rationale if RDF is not applied:	
RDF Lease FM 11: Cluster disturbances associated with operations and facilities as close as possible, unless site-specific conditions indicate that disturbances to GRSG habitat would be reduced if operations and facilities locations would best fit a unique special arrangement.	☐ Yes	☐ A specific RDF is documented to not be applicable to the site-specific conditions of the project/activity (e.g. due to site limitations or engineering considerations). Economic considerations, such as increased costs, do not necessarily require that an RDF be varied or rendered inapplicable.
	☐ No	☐ An alternative RDF is determined to provide equal or better protection for GRSG or its habitat. Alternative RDF # _____
		☐ A specific RDF will provide no additional protection to GRSG or its habitat.
	Rationale if RDF is not applied:	
RDF Lease FM 12: Apply a phased development approach with concurrent reclamation.	☐ Yes	☐ A specific RDF is documented to not be applicable to the site-specific conditions of the project/activity (e.g. due to site limitations or engineering considerations). Economic considerations, such as increased costs, do not necessarily require that an RDF be varied or rendered inapplicable.
	☐ No	☐ An alternative RDF is determined to provide equal or better protection for GRSG or its habitat. Alternative RDF # _____
		☐ A specific RDF will provide no additional protection to GRSG or its habitat.
	Rationale if RDF is not applied:	
RDF Lease FM 13: Restrict pit and impoundment construction to reduce or eliminate augmenting threats from West Nile virus (Dougherty 2007).	☐ Yes	☐ A specific RDF is documented to not be applicable to the site-specific conditions of the project/activity (e.g. due to site limitations or engineering considerations). Economic considerations, such as increased costs, do not necessarily require that an RDF be varied or rendered inapplicable.
	☐ No	☐ An alternative RDF is determined to provide equal or better protection for GRSG or its habitat. Alternative RDF # _____
		☑ A specific RDF will provide no additional protection to GRSG or its habitat.
	Rationale if RDF is not applied:	

Project Name:

In GRSG habitat, remove or re-inject produced water to reduce habitat for mosquitoes that vector West Nile virus. If surface disposal of produced water continues, use the following steps for reservoir design to limit favorable mosquito habitat (Doherty 2007):	☐ Yes	☐ A specific RDF is documented to not be applicable to the site-specific conditions of the project/activity (e.g. due to site limitations or engineering considerations). Economic considerations, such as increased costs, do not necessarily require that an RDF be varied or rendered inapplicable.
	☐ No	☐ An alternative RDF is determined to provide equal or better protection for GRSG or its habitat. Alternative RDF # _____
		☑ A specific RDF will provide no additional protection to GRSG or its habitat.

AMERICAN OVERSIGHT

NEPA #:

<table>
<tr><td>• Overbuild size of ponds for muddy and non-vegetated shorelines
• Build steep shorelines to decreasevegetation and increase wave actions RDF Lease FM 14:
• Avoid flooding terrestrial vegetation in flatterrain or low lying areas
• Construct dams or impoundments thatrestrict down slope seepage or overflow
• Line the channel where discharge water flows into the pond with crushed rock
• Construct spillway with steep sides and lineit with crushed rock.
• Treat waters with larvicides to reducemosquito production where water occurs on the surface</td><td colspan="2">Rationale if RDF is not applied:</td></tr>
<tr><td rowspan="2">Consider using oak (or other material) mats for drilling activities to reduce vegetation disturbance and for roads between closely
RDF Lease FM 15: spaced wells to reduce soil compaction and maintain soil structure to increase likelihood of vegetation reestablishment following drilling.</td><td>☐ Yes

☐ No</td><td>☐ A specific RDF is documented to not be applicable to the site-specific conditions of the project/activity (e.g. due to site limitations or engineering considerations). Economic considerations, such as increased costs, do not necessarily require that an RDF be varied or rendered inapplicable.

☐ An alternative RDF is determined to provide equal or better protection for GRSG or its habitat. Alternative RDF # _____

☑ A specific RDF will provide no additional protection to GRSG or its habitat.</td></tr>
<tr><td colspan="2">Rationale if RDF is not applied:</td></tr>
</table>

AMERICAN OVERSIGHT

In addition to the General RDFs, apply Locatable Minerals RDFs to PHMA, GHMA, and OHMA as appropriate and consistent with applicable law:

Project Name: **NEPA #:**

Locatable Minerals RDFs		Applied	If RDF not applied, select reason:
RDF LOC 1:	Install noise shields to comply with noise restrictions (see Action SSS 7) when drilling during the breeding, nesting, brood-rearing, and/or wintering season. Apply GRSG seasonal timing restrictions when noise restrictions cannot be met (see Action SSS 6).	☐ Yes ☐ No	☐ A specific RDF is documented to not be applicable to the site-specific conditions of the project/activity (e.g. due to site limitations or engineering considerations). Economic considerations, such as increased costs, do not necessarily require that an RDF be varied or rendered inapplicable. ☐ An alternative RDF is determined to provide equal or better protection for GRSG or its habitat. Alternative RDF # _____ ☐ A specific RDF will provide no additional protection to GRSG or its habitat.
		Rationale if RDF is not applied:	
RDF LOC 2:	Cluster disturbances associated with operations and facilities as close as possible, unless site-specific conditions indicate that disturbances to GRSG habitat would be reduced if operations and facilities locations would best fit a unique special arrangement.	☐ Yes ☐ No	☐ A specific RDF is documented to not be applicable to the site-specific conditions of the project/activity (e.g. due to site limitations or engineering considerations). Economic considerations, such as increased costs, do not necessarily require that an RDF be varied or rendered inapplicable. ☐ An alternative RDF is determined to provide equal or better protection for GRSG or its habitat. Alternative RDF # _____ ☐ A specific RDF will provide no additional protection to GRSG or its habitat.
		Rationale if RDF is not applied:	
RDF LOC 3:	Restrict pit and impoundment construction to reduce or eliminate augmenting threats from West Nile virus (Dougherty 2007).	☐ Yes ☐ No	☐ A specific RDF is documented to not be applicable to the site-specific conditions of the project/activity (e.g. due to site limitations or engineering considerations). Economic considerations, such as increased costs, do not necessarily require that an RDF be varied or rendered inapplicable. ☐ An alternative RDF is determined to provide equal or better protection for GRSG or its habitat. Alternative RDF # _____ ☐ A specific RDF will provide no additional protection to GRSG or its habitat.
		Rationale if RDF is not applied:	

Project Name: **NEPA #:**

RDF LOC 4:	Remove or re-inject produced water to reduce habitat for mosquitoes that vector West Nile virus. If surface disposal of produced water continues, use the following steps for reservoir design to limit favorable mosquito habitat (Doherty 2007): • Overbuild size of ponds for muddy and non-vegetated shorelines	☐ Yes ☐ No	☐ A specific RDF is documented to not be applicable to the site-specific conditions of the project/activity (e.g. due to site limitations or engineering considerations). Economic considerations, such as increased costs, do not necessarily require that an RDF be varied or rendered inapplicable. ☐ An alternative RDF is determined to provide equal or better protection for GRSG or its habitat. Alternative RDF # _____ ☑ A specific RDF will provide no additional protection to GRSG or its habitat.

AMERICAN OVERSIGHT

NV-DA-20-0615-A-004778

	• Build steep shorelines to decreasevegetation and increase wave actions • Avoid flooding terrestrial vegetation in flatterrain or low lying areas • Construct dams or impoundments thatrestrict down slope seepage or overflow • Line the channel where discharge water flows into the pond with crushed rock • Construct spillway with steep sides and lineit with crushed rock. • Treat waters with larvicides to reducemosquito production where water occurs on the surface	**Rationale if RDF is not applied:**	

RDF LOC 5:	Address post reclamation management in reclamation plan such that goals and objectives are to protect and improve sagegrouse habitat needs.	☐ Yes ☐ No	☐	A specific RDF is documented to not be applicable to the site-specific conditions of the project/activity (e.g. due to site limitations or engineering considerations). Economic considerations, such as increased costs, do not necessarily require that an RDF be varied or rendered inapplicable.
			☐	An alternative RDF is determined to provide equal or better protection for GRSG or its habitat. Alternative RDF # _____
			☑	A specific RDF will provide no additional protection to GRSG or its habitat.
		Rationale if RDF is not applied:		
RDF LOC 6:	Maximize the area of interim reclamation on long-term access roads and well pads including reshaping, topsoiling and revegetating cut and fill slopes.	☐ Yes ☐ No	☐	A specific RDF is documented to not be applicable to the site-specific conditions of the project/activity (e.g. due to site limitations or engineering considerations). Economic considerations, such as increased costs, do not necessarily require that an RDF be varied or rendered inapplicable.
			☐	An alternative RDF is determined to provide equal or better protection for GRSG or its habitat. Alternative RDF # _____
			☑	A specific RDF will provide no additional protection to GRSG or its habitat.
		Rationale if RDF is not applied:		
RDF LOC 7:	Cover (e.g., fine mesh netting or use other effective techniques) all pits and tanks regardless of size to reduce sage-grouse mortality.	☐ Yes ☐ No	☐	A specific RDF is documented to not be applicable to the site-specific conditions of the project/activity (e.g. due to site limitations or engineering considerations). Economic considerations, such as increased costs, do not necessarily require that an RDF be varied or rendered inapplicable.
			☐	An alternative RDF is determined to provide equal or better protection for GRSG or its habitat. Alternative RDF # _____
			☐	A specific RDF will provide no additional protection to GRSG or its habitat.
		Rationale if RDF is not applied:		

In addition to the General RDFs, apply Comprehensive Travel and Transportation Management RDFs to PHMA, GHMA, and OHMA as appropriate and consistent with applicable law:

Project Name: **NEPA #:**

Comprehensive Travel and Transportation Management RDFs		**Applied**	**If RDF not applied, select reason:**	
RDF CTTM 1:	Rehabilitate roads, primitive roads, and trails	☐ Yes	☐	A specific RDF is documented to not be applicable to the site-specific conditions of the project/activity (e.g. due to site limitations or engineering considerations). Economic considerations, such as increased costs, do not necessarily require that

AMERICAN OVERSIGHT

	not designated in approved travel management plans.	☐ No	☐	An alternative RDF is determined to provide equal or better protection for GRSG or its habitat. Alternative RDF # _____
			☐	A specific RDF will provide no additional protection to GRSG or its habitat.
			Rationale if RDF is not applied:	
RDF CTTM 2:	Reclaim closed duplicate roads by restoring original landform and establishing desired vegetation in GRSG habitat in accordance with GRSG habitat objectives (Table 2-2) as identified in travel management planning.	☐ Yes ☐ No	☐	A specific RDF is documented to not be applicable to the site-specific conditions of the project/activity (e.g. due to site limitations or engineering considerations). Economic considerations, such as increased costs, do not necessarily require that
			☐	An alternative RDF is determined to provide equal or better protection for GRSG or its habitat. Alternative RDF # _____
			☑	A specific RDF will provide no additional protection to GRSG or its habitat.
			Rationale if RDF is not applied:	

AMERICAN OVERSIGHT

NV-DA-20-0615-A-004780

Appendix B

Lek Buffer-Distances (Evaluating Impacts to Leks)

AMERICAN OVERSIGHT

AMERICAN OVERSIGHT

APPENDIX B
LEK BUFFER-DISTANCES (EVALUATING IMPACTS TO LEKS)

In addition to any other relevant information determined to be appropriate (e.g. state wildlife agency plans, local agency plans, and local information), the BLM, through project specific NEPA analysis, will assess and address impacts from the following activities using the lower end of the interpreted range of lek buffer-distances and guidance identified in the *USGS Report Conservation Buffer Distance Estimates for Greater Sage-Grouse – A Review* (Open File Report 2014-1239). Project specific analysis should use the lower end of the interpreted range in the report as a guideline for effects determination unless justifiable departures are determined to be appropriate (see below). The lower end of the interpreted range of the lek buffer-distances is as follows:

- linear features (roads) within 3.1 miles of leks;
- infrastructure related to energy development within 3.1 miles of leks;
- tall structures (e.g., communication or transmission towers, transmission lines) within 2 miles of leks;
- low structures (e.g., fences, rangeland structures) within 1.2 miles of leks in flat or rolling terrain;
- surface disturbance (continuing human activities that alter or remove the natural vegetation, excluding livestock grazing) within 3.1 miles of leks; and
- noise and related disruptive activities including those that do not result in habitat loss (e.g., motorized recreational events) at least 0.25 miles from leks.

Justifiable departures to decrease or increase from these distances from the lek where impacts are anticipated, based on local information and data, best available science, landscape features (i.e., topography), and other existing protections (e.g., land use allocations, state regulations), or factors reducing visibility and audibility may be appropriate. The USGS report recognized "that because of variation in populations, habitats, development patterns, social context, and other factors, for a particular disturbance type, there is no single distance that is an appropriate buffer for all populations and habitats across the sage-grouse range." The USGS report also states, "various protection measures have been developed and implemented… [which have] the ability (alone or in concert with others) to protect important habitats, sustain populations, and

AMERICAN OVERSIGHT
NV-DA-20-0615-A-004783

support multiple-use demands for public lands." All departures from the lek buffer-distances identified above for impact assessments will require appropriate analysis and disclosure as part of NEPA.

The BLM will use the most recent active or occupied lek data available from the state wildlife agency to assess project specific impacts.

For Actions in GHMA

The BLM, through NEPA analysis, should avoid or minimize actions in GHMA that are within the applicable lek buffer distance identified above. If it is not possible to avoid or minimize impacts by relocating the project outside of the identified lek buffer-distance(s), the BLM may approve the project if:

- Based on best available science, landscape features, and other existing protections, (e.g., land use allocations, state regulations), the BLM determines that a lek buffer-distance other than the applicable distance identified above offers the same or a greater level of protection to GRSG and its habitat, including conservation of seasonal habitat outside of the analyzed buffer area;
- The BLM determines that impacts to GRSG and its habitat are minimized such that the project will cause minor or no new disturbance (e.g. co-location with existing authorizations);
- If range improvements do not impact GRSG, or, range improvements which provide a conservation benefit to GRSG such as fences for protecting important seasonal habitats;
- Mitigation has been developed and implemented which have the ability (alone or in concert with others) to protect the important habitats within the buffer area and any residual impacts within the lek buffer-distances have been addressed.

For Actions in PHMA

The BLM, through NEPA analysis, should avoid actions in PHMA that are within the applicable lek buffer distance identified above. If it is not possible to avoid impacts by relocating the project outside of the identified lek buffer-distance(s), the BLM may approve the project, if in accordance with actions identified above for GHMA, and with input from the state fish and wildlife agency and appropriate local agencies.

The BLM will explain its justification for the analysis of buffer distances in its project decision record.

AMERICAN OVERSIGHT
NV-DA-20-0615-A-004784

This page intentionally left blank.

AMERICAN OVERSIGHT
NV-DA-20-0615-A-004785

Glossary

Adaptive Management. A type of natural resource management in which decisions are made as part of an ongoing science-based process. Adaptive management involves testing, monitoring, and evaluating applied strategies, and incorporating new knowledge into management approaches that are based on scientific findings and the needs of society. Results are used to modify management policy, strategies, and practices.

Amendment. The process for considering or making changes in the terms, conditions, and decisions of approved Resource Management Plans or management framework plans. Usually only one or two issues are considered that involve only a portion of the planning area.

Anthropogenic Disturbance. The direct loss or fragmentation of habitat due to human development and increased human activity causing the displacement of individuals through avoidance behavior (Holloran 2005).

Avoidance/Avoidance Area. These terms usually address mitigation of some activity (i.e., resource use). Paraphrasing the CEQ Regulations (40 CFR 1508.20), avoidance means to circumvent, or bypass, an impact altogether by not taking a certain action, or parts of an action. Therefore, the term "avoidance" does not necessarily prohibit a proposed activity, but it may require the relocation of an action, or the total redesign of an action to eliminate any potential impacts resulting from it. Also see *"right-of-way avoidance area"* definition.

Best Management Practices (BMPs). A suite of techniques that guide or may be applied to management actions to aide in achieving desired outcomes. BMPs are often developed in conjunction with land use plans, but they are not considered a planning decision unless the plans specify that they are mandatory.

Biologically Significant Unit (BSU). A geographical/spatial area within GRSG habitat that contains relevant and important habitats that is used as the basis for comparative calculations to support evaluation of changes to habitat.

Breeding Habitat. Includes habitats utilized by GRSG for leks, pre-laying, nesting and early brood-rearing.

Compensatory Mitigation. Compensating for the residual impact by replacing or providing substitute resources or environments (40 CFR 1508.20).

Connectivity. The degree to which habitats for a species are continuous or interrupted across a spatial extent. Habitats defined as continuous are within a prescribed distance over which a species can successfully conduct key activities (e.g., effective dispersal distances of seeds or juveniles; mean distances moved for foraging, nesting, and brood-rearing). Habitats defined as interrupted are outside the prescribed distance (Wisdom et al. 2003).

AMERICAN OVERSIGHT
NV-DA-20-0615-A-004786

Controlled Surface Used (CSU). CSU areas are open to fluid mineral leasing, but the stipulation allows the BLM to require special operational constraints, or the activity can be shifted more than 200 meters (656 feet) to protect the specified resource or value.

Cooperating Agency. Assists the lead federal agency in developing an environmental assessment or environmental impact statement. These can be any agency with jurisdiction by law or special expertise for proposals covered by NEPA (40 CFR 1501.6). Any tribe or Federal, State, or local government jurisdiction with such qualifications may become a cooperating agency by agreement with the lead agency.

Council on Environmental Quality (CEQ). An advisory council to the President of the US established by the National Environmental Policy Act of 1969. It reviews federal programs to analyze and interpret environmental trends and information.

Cumulative Effects. The direct and indirect effects of a proposed project alternative's incremental impacts when they are added to other past, present, and reasonably foreseeable actions, regardless of who carries out the action.

Decision Area. Public lands and mineral estate managed by the US Department of Interior, Bureau of Land Management that are within the planning area and are encompassed by all designated habitat.

Direct Impacts. Direct impacts are caused by an action or implementation of an alternative and occur at the same time and place.

Disturbance. Any relatively discrete event in time that disrupts ecosystem, community, or population structure, and changes resources, substrate availability, or the physical environment (White and Pickett 1985). *See also Anthropogenic Disturbance.*

Early Brood-Rearing Habitat. Upland sagebrush sites relatively close to nest sites, typically characterized by high species richness with an abundance of forbs and insects, where sage-grouse hens raise young chicks (<21 days old) (Connelly et al. 2000). Optimum early brood-rearing habitat consists of sagebrush stands and an herbaceous understory of grasses and forbs.

Ecological Site (ES). An Ecological Site is a conceptual division of the landscape that is defined as a distinctive kind of land based on recurring soil, landform, geological, and climate characteristics that differs from other kinds of land in its ability to produce distinctive kinds and amounts of vegetation and its ability to respond similarly to management actions and natural disturbances (Caudle et al., 2013)

Ecological Site Descriptions (ESD). The documentation of the characteristics of an ecological site. The documentation includes the data used to define the distinctive properties and characteristics of the ecological site; the biotic and abiotic characteristics that differentiate the site (i.e., climate, physiographic, soil characteristics, plant communities); and the ecological dynamics of the site that describes how changes in disturbance processes and management can affect the site. An ESD also provides interpretations about the land uses and ecosystem services that a particular ecological site can support and management alternatives for achieving land management.

Ecological Site Potential. The plant community that can be supported in an area given its edaphic and climatic potential (Habich 2001).

AMERICAN OVERSIGHT
NV-DA-20-0615-A-004787

Environmental Impact Statement (EIS). A detailed statement prepared by the responsible official in which a major federal action that significantly affects the quality of the human environment is described, alternatives to the proposed action are provided, and effects are analyzed.

Fluid Minerals. Oil, gas, coal bed natural gas, and geothermal resources.

General Habitat Management Area (GHMA). Areas that have been determined to be suitable habitat for GRSG and have moderate use by GRSG compared with PHMA.

Geographic Information System (GIS). A system of computer hardware, software, data, people, and applications that capture, store, edit, analyze, and display a potentially wide array of geospatial information.

Habitat. An area with a combination of resources (such as space, food, cover, and water) and environmental conditions (such as temperature, precipitation, presence or absence of predators and competitors) that promotes occupancy by individuals of a given species and allows those individuals to survive and reproduce (Morrison et al. 1998).

Habitat Management Area (HMA). The spatial extent of GRSG habitat management areas in Nevada and Northeastern California (specific to BLM administered lands) within this RMPA.

Habitat Suitability. The relative appropriateness of a certain ecological area for meeting the life requirements of an organism (i.e., space, food, cover, and water). Categories of habitat suitability include suitable, marginal, potential, unsuitable and Non-habitat. Definitions of categories are included in this glossary.

Impact. The effect, influence, alteration, or imprint caused by an action.

Indirect Impacts. Indirect impacts result from implementing an action or alternative but usually occur later in time or are removed in distance and are reasonably certain to occur.

Landscape: A mosaic of landforms, vegetation, and land uses; a heterogeneous land area that is often hierarchically structured and varies in extent with the organism(s) being studied and the purpose for defining a landscape (Urban et al. 1987; Liu and Taylor 2002).

Late Brood-Rearing Habitat. Habitats characterized with succulent forbs adjacent to or intermixed with sagebrush. Hens typically move their chicks to more mesic conditions, such as higher elevation sagebrush communities, wet meadow complexes or agricultural fields. In general, a sagebrush ecosystem with a good understory of grasses and forbs, and associated wet meadow areas, where succulent grasses and insects are available.

Leasable Minerals. Those minerals or materials designated as leasable under the Mineral Leasing Act of 1920. These include energy-related mineral resources such as oil, natural gas, coal and geothermal, and some non-energy minerals, such as phosphate, sodium, potassium, and sulfur. Geothermal resources are also leasable under the Geothermal Steam Act of 1970.

Lease Stipulation. A modification of the terms and conditions on a standard lease form at the time of the lease sale.

AMERICAN OVERSIGHT
NV-DA-20-0615-A-004788

Lek. A traditional display area where two or more male sage-grouse have attended in two or more of the previous five years. The area is typically located in an open site in or adjacent to sagebrush-dominated habitats (Connelly et al. (2003), Generally, lek sites are traditional, with the same lek sites used year after year (Scott 1942, Batterson and Morse 1948, Wiley 1978, Autenrieth 1981). Taller sagebrush on the outskirts of the leks is necessary as a food source, escape cover, nesting cover for females, and loafing cover during the day (Patterson 1952, Gill 1965, Klebenow 1985). Lek status as defined by NDOW and CDFW are as follows:

Active Lek- 2 or more male observed at least twice in the last 5 years;
Pending Lek- 2 or more males observed only once in the last 5 years;
Inactive- 0-1 males observed during every visit (minimum 2 visits) in the last 5 years;
Historic- 0 or 1 males observed during every visit (minimum 5 visits) in the last 30 years.

Long-term Effect. The effect could occur for an extended period after implementation of the alternative. The effect could last several years or more.

Management Decision. A decision made by the BLM to manage public lands. Management decisions include both land use plan decisions and implementation decisions.

Marginal Habitat. An area that supports the species but has generally lower survival rates and reproductive success by comparison and may or may not have the potential to become suitable in the future (Cooperrider et al. 1986).

Minimization Mitigation. Minimizing impacts by limiting the degree or magnitude of the action and its implementation (40 CFR 1508.20 (b)).

Mitigation. Includes specific means, measures or practices that could reduce, avoid, or eliminate adverse impacts. Mitigation can include avoiding the impact altogether by not taking a certain action or parts of an action, minimizing the impact by limiting the degree of magnitude of the action and its implementation, rectifying the impact by repairing, rehabilitation, or restoring the affected environment, reducing or eliminating the impact over time by preservation and maintenance operations during the life of the action, and compensating for the impact by replacing or providing substitute resources or environments.

Modification. A change to the provisions of a lease stipulation, either temporarily or for the term of the lease. Depending on the specific modification, the stipulation may or may not apply to all sites within the leasehold to which the restrictive criteria are applied.

No Surface Occupancy (NSO). A major constraint where use or occupancy of the land surface for fluid mineral exploration or development and all activities associated with fluid mineral leasing (e.g., truck-mounted drilling and geophysical exploration equipment off designated routes, construction of wells and/or pads) are prohibited to protect identified resource values. Areas identified as NSO are open to fluid mineral leasing, but surface occupancy or surface-disturbing activities associated with fluid mineral leasing cannot be conducted on the surface of the land. Access to fluid mineral deposits would require horizontal drilling from outside the boundaries of the NSO area.

AMERICAN OVERSIGHT
NV-DA-20-0615-A-004789

Non-habitat. An area within the historical distribution of sage-grouse that is unoccupied, does not currently provide habitat, and does not have the potential to provide habitat in the foreseeable future (<100 years).

Other Habitat Management Area (OHMA). Areas that have been determined to contain low habitat suitability for GRSG. This habitat management area represents areas which may have appropriate environmental conditions for GRSG and may serve as corridors, but are less frequented.

Planning Area. The geographical area for which resource management plans are developed and maintained regardless of jurisdiction.

Planning Criteria. The standards, rules, and other factors developed by managers and interdisciplinary teams for their use in forming judgments about decision making, analysis, and data collection during planning. Planning criteria streamlines and simplifies the resource management planning actions.

Planning Issues. Concerns, conflicts, and problems with the existing management of public lands. Frequently, issues are based on how land uses affect resources. Some issues are concerned with how land uses can affect other land uses, or how the protection of resources affects land uses.

Policy. This is a statement of guiding principles, or procedures, designed and intended to influence planning decisions, operating actions, or other affairs of the BLM. Policies are established interpretations of legislation, executive orders, regulations, or other presidential, secretarial, or management directives.

Potential Habitat. An area that is currently unoccupied but has the potential for occupancy in the foreseeable future (<100 years) through succession or restoration.

Priority Habitat Management Areas (PHMA). Areas of high suitable GRSG habitat. This habitat management area includes all suitable habitats that have high certainty of GRSG occupancy.

Resilience. Ability of a species and/or its habitat to recover from stresses and disturbances. Resilient ecosystems regain their fundamental structure, processes, and functioning when altered by stresses like increased CO2 , nitrogen deposition, and drought and to disturbances like land development and fire (Allen et al. 2005; Holling 1973).

Resistance. Capacity of an ecosystem to retain its fundamental structure, processes and functioning (or remain largely unchanged) despite stresses, disturbances, or invasive species (Folke et al. 2004).

Required Design Features (RDFs). Means, measures, or practices intended to reduce or avoid adverse environmental impacts. A suite of features that would establish the minimum specifications for certain activities (i.e., water developments, mineral development, and fire and fuels management) and mitigate adverse impacts. These design features would be required to provide a greater level of regulatory certainty than through implementation of Best Management Practices. In general, the design features are accepted practices that are known to be effective when implemented properly at the project level.

Resource Management Plan (RMP). A land use plan as prescribed by the Federal Land Policy and Management Act that establishes, for a given area of land, land-use allocations, coordination guidelines for multiple-use, objectives, and actions to be achieved.

AMERICAN OVERSIGHT
NV-DA-20-0615-A-004790

Short-term effect. The effect occurs only during or immediately after implementation of the alternative.

State-and-Transition Model. A method to organize and communicate complex information about the relationships between vegetation, soil, animals, hydrology, disturbances (fire, lack of fire, grazing and browsing, drought, unusually wet periods, insects and disease), and management actions on an ecological site (Caudle et al. 2013).

Stipulation (general). A term or condition in an agreement or contract.

Stipulation (oil and gas). A provision that modifies standard oil and gas lease terms and conditions in order to protect other resource values or land uses and is attached to and made a part of the lease. Typical lease stipulations include No Surface Occupancy, Timing Limitations, and Controlled Surface Use. Lease stipulations are developed through the land use planning process.

Suitable Habitat. An area that provides environmental conditions necessary for successful survival and reproduction to sustain stable populations (Cooperrider et al. 1986; Morrison et al. 1998).

Timing Limitation (TL). Areas identified for timing limitations, a moderate constraint, are closed to fluid mineral exploration and development, surface-disturbing activities, and intensive human activity during identified timeframes. This stipulation does not apply to operation and basic maintenance activities, including associated vehicle travel, unless otherwise specified. Construction, drilling, completions, and other operations considered to be intensive are not allowed. Intensive maintenance, such as workover wells, is not permitted. TLs can overlap spatially with no surface occupancy and controlled surface use, as well as with areas that have no other restrictions.

Unsuitable Habitat. An area that does not currently provide one or more of the life requisites and therefore does not provide habitat, but it may provide habitat sometime in the foreseeable future (<100 years) through succession or restoration.

Winter Habitat. Characterized by highly variable sagebrush canopy cover. In general, winter movements are related to severity of winter weather, topography, and vegetative cover. Consists of sagebrush that is at least 10 to 12 inches above snow level in order to provide both food and cover for wintering GRSG.

AMERICAN OVERSIGHT
NV-DA-20-0615-A-004791

Chapter 6. References

BLM (United States Department of the Interior, Bureau of Land Management). 2004. National Sage-Grouse Habitat Conservation Strategy. WO IM 2005-024. Washington, DC.

_____. 2005a. Handbook H-1601-1—Land Use Planning Handbook. Rel. 1-1693. Washington, DC. March 11, 2005.

_____. 2008. Departmental Manual Part 522: Adaptive Management. February 1, 2008.

_____. 2008. National Environmental Policy Act. Handbook H-1790-1. Washington, DC.

_____. 2009. Adaptive Management: The US Department of the Interior Technical Guide. Adaptive Management Working Group, US Department of the Interior, Washington, DC.

_____. 2011. Handbook H-8342-Travel and Transportation Manual Handbook. Washington, DC.

_____. 2013. Instruction Memorandum No. 2013-035. Requirements for Processing and Approving Temporary Public Land Closure and Restriction. Washington, D.C. December 20, 2012.

_____. 2015. Nevada and Northeastern California Greater Sage-Grouse Proposed Land Use Plan Amendments and Final Environmental Impact Statement. June 2015.

_____. 2015. Nevada and Northeastern California Greater Sage-Grouse Approved Resource Management Plan Amendment. Nevada State Office. September 2015.

_____. 2016. BLM Manual 1780-1-Improving and Sustaining BLM-Tribal Relations. Washington, DC. December 15, 2016.

_____. 2016. Sagebrush Focal Areas Withdrawal Draft Environmental Impact Statement (Idaho, Montana, Nevada, Oregon, Utah, and Wyoming). Washington Office, Washington DC. December 30, 2016.

_____. 2018. Potential Amendments to Land Use Plans Regarding Greater Sage-Grouse Conservation-Scoping Report.

BLM, US Forest Service, USDA, and NRCS. 2013. Interagency Ecological Site, Handbook for Rangelands. January 2013.

California State Parks. 2013. Sustainable Preservation: California's Statewide Historic Preservation Plan, 2013–2017.

Carson City. 2006. Carson City Master Plan. Carson City, Nevada. April 6, 2006.

AMERICAN OVERSIGHT
NV-DA-20-0615-A-004792

Carter, S. K., D. J. Manier, R. S. Arkle, A. N. Johnston, S. L. Phillips, S. E. Hanser, and Z. H. Bowen. 2018. Annotated Bibliography of Scientific Research on Greater Sage-Grouse Published Since January 2015: US Geological Survey Open-File Report 2018–1008, 183. Internet website: https://doi.org/10.3133/ofr20181008.

CEQ (Council on Environmental Quality). 1997a. CEQ Environmental Justice: Guidance Under the National Environmental Policy Act. US Council on Environmental Quality. Internet website: http://www.epa.gov/compliance/ej/resources/policy/ej_guidance_nepa _ceq1297.pdf.

Chambers, Jeanne C., David A. Pyke, Jeremy D. Maestas, Mike Pellant, Chad S. Boyd, Steven B. Campbell, Shawn Espinosa, et al. 2014. Using Resistance and Resilience Concepts to Reduce Impacts of Invasive Annual grasses and Altered Fire Regimes on Sagebrush Ecosystem and Greater Sage-Grouse: A Strategic Multi-Scale Approach.

Churchill County. 2007. Water Resource Plan. Fallon, Nevada. October 8, 2003.

_____. 2010. Churchill County Master Plan. Fallon, Nevada. September 2, 2010. Internet website: http://www.churchillcounty.org/DocumentCenter/Home/View/1577.

City of Caliente. 2011. Envision Caliente: City of Caliente, Nevada, Master Plan. Caliente, Nevada.

Coates, P. S., B. G. Prochazka, M. A. Ricca, G. T. Wann, C. L. Aldridge, S. E. Hanser, S.E., K. E. Doherty, et al. 2017. Hierarchical population monitoring of greater sage-grouse (Centrocercus urophasianus) in Nevada and California—Identifying populations for management at the appropriate spatial scale: U.S. Geological Survey Open-File Report 2017-1089. Internet website: https://doi.org/10.3133/ofr20171089.

Coates, P. S., M. L. Casazza, B. E. Brussee, M. A. Ricca, K. B. Gustafson, C. T. Overton, E. Sanchez-Chopitea, et al. 2014. Spatially Explicit Modeling of Greater Sage-Grouse (*Centrocercus urophasianus*) Habitat in Nevada and Northeastern California—A Decision-Support Tool for management: US Geological Survey Open-File Report 2014-1163, 83. Internet website: http://dx.doi.org/10.3133/ofr20141163.

Coates, P. S., M. L. Casazza, B. E. Brussee, M. A. Ricca, K. B. Gustafson, E. Sanchez-Chopitea, et al. 2016. Spatially Explicit Modeling of Annual and Seasonal Habitat for Greater Sage-Grouse (*Centrocercus urophasianus*) in Nevada and Northeastern California—An Updated Decision-Support Tool for Management: US Geological Survey Open-File Report 2016-1080. Internet website: http://dx.doi.org/10.3133/ofr20161080.

Connelly, J. W., E. T. Rinkes, E.T., and C. E. Braun. 2011. "Characteristics of greater sage-grouse habitats—A landscape species at micro and macro scales." in "Greater sage-grouse: Ecology and conservation of a landscape species and its habitats" (S. T. Knick and J. W. Connelly, editors). *Studies in Avian Biology*. 38: 69–83.

Connelly, J. W., K. P. Reese, R. A. Fischer, and W. L. Wakkinen. 2000a. "Response of a sage-grouse breeding population to fire in southeastern Idaho." *Wildlife Society Bulletin* 28(1): 90–96.

AMERICAN OVERSIGHT
NV-DA-20-0615-A-004793

Connelly, J. W., M. A. Schroeder, A. R. Sands, and C. E. Braun. 2000b. "Guidelines to manage sage-grouse populations and their habitats." *Wildlife Society Bulletin* 28(4): 967–985.

Connelly, J. W., S. T. Knick, M. A. Schroeder, J. S. Stiver, and Western Association of Fish and Wildlife Agencies. Conservation Assessment of Greater Sage-grouse and Sagebrush Habitats. 2004. Paper 73.

Douglas County. 2007. Open Space Plan. Minden, Nevada. July 1, 2007.

_____. 2012. Comprehensive Master Plan. Minden, Nevada. March 2012.

Elko County. 2003. Elko County, Nevada, General Open Space Plan. Elko, Nevada. September 2003.

_____. 2007. Water Resource Management Plan. Elko, Nevada. September 2007.

_____. 2008. Public Lands Policy Plan. Elko, Nevada.

_____. 2010. Elko County Public Land Use and Natural Resources Management Plan. Elko, Nevada.

_____. 2012. Nevada Greater Sage Grouse Management and Conservation Strategy Plan. September 19, 2012. Internet website: http://www.elkocountynv.net/Grouse/Elko_County Sage_ Grouse Managementand_Conservation_Strategy_Plan_Final_Signatures_Sept_19_2012.pdf.

Esmeralda County. 2011. Master Plan. Goldfield, Nevada. December 7, 2011.

_____. 2013. Public Lands Policy Plan. Goldfield, Nevada.

Eureka County. 2010. Master Plan. Eureka, Nevada. April 6, 2010. Internet website: http://www.co.eureka.nv.us/PDF/Master_Plan_Final_2010.pdf.

Fire and Invasive Assessment Team (FIAT). 2014. Greater Sage-Grouse Wildfire, Invasive Annual Grasses and Conifer Expansion Assessment (Fire and Invasives Assessment Tool [FIAT]). June 2014.

Garton, E. O., J. W. Connelly, J. S. Horne, C. A. Hagen, A. Moser, and M. Schroeder. 2011. "Greater sage-grouse population dynamics and probability of persistence." *In:* Greater Sage-Grouse: Ecology of a Landscape Species and Its Habitats (S. T. Knick and J. W. Connelly, editors). Cooper Ornithological Union, University of California Press, Berkeley. Pp. 293-381.Greater Sage-Grouse Habitat Data for Wildland Fire Management Decision Making and Reporting of Acres Burned; Information Bulletin No. FA IB-2017-009; Bureau of Land Management.

Hagen, C. A., J. W. Connelly, and M. A. Schroeder. 2007. "A meta-analysis of greater sage-grouse *Centrocercus urophasianus* nesting and brood-rearing habitats." *Wildlife Biology* 13: 42–50.

Hanser, S. E., P. A. Deibert, J. C. Tull, N. B. Carr, C. L. Aldridge, T. C. Bargsten, T. J. Christiansen, et al. 2018. Greater Sage-Grouse Science (2015–17)—Synthesis and Potential Management Implications: US Geological Survey Open-File Report 2018–1017. Internet website: https://doi.org/10.3133/ofr20181017.

AMERICAN OVERSIGHT
NV-DA-20-0615-A-004794

98 Holloran, M. J., B. J. Heath, A. G. Lyon, S. J. Slater, J. L. Kuipers, and S. H. Anderson. 2005. "Greater
99 sage-grouse nesting habitat selection and success in Wyoming." *Journal of Wildlife Management*
100 69(2): 638–649.

101 Humboldt County. 2002. Humboldt County Master Plan. Nevada.

102 _____. 2003. Humboldt County Master Plan Open Space Element Amendment. Nevada.

103 Kaczor, N. W., K. C. Jensen, R. W. Klaver, M. A. Rumble, K. M. Herman-Brunson, and C. C. Swanson.
104 2011. "Nesting success and resource selection of greater sage-grouse." *In:* "Ecology,
105 conservation, and management of grouse" (B. K. Sandercock, K. Martin, and G. Segelbacher,
106 editors). *Studies in Avian Biology* 39: 107–118.

107 Kolada, E. J., J. S. Sedinger, and M. L. Casazza. 2009. "Nest site selection by greater sage-grouse in Mono
108 County, California." *Journal of Wildlife Management* 73(8): 1333–1340.

109 Lander County. 2005. Lander County 2005 Policy Plan for Federally Administered Lands. Prepared by
110 the Lander County Public Land Use Advisory Planning Commission. July 25, 2005.

111 _____. 2010. Master Plan. Battle Mountain, Nevada. October 28, 2010. Internet website: http://lander
112 countynv.org/images/stories/general_files/Planning_and_Zoning/LanderMasterPlanfin alall.pdf.

113 _____. 2011. Water Resources Plan. Battle Mountain, Nevada. March 24, 2011.

114 Lassen County. 1999. General Plan. September 21, 1999. Internet website: http://www.co.lassen.ca.us
115 /govt/dept/planning_building/planning_division/general_area_plans.asp.

116 _____. 2012. Lassen County Fire Safe Plan.

117 Lincoln County, Nevada. 2007. Master Plan. September 4, 2007. Internet website: http://www.lincoln
118 countynv.org/planning/Master_Plan_09-07.pdf.

119 _____. 2010. Public Lands Policy Plan.

120 _____. 2011. Open Space and Community Lands Plan. September 2011.

121 Lyon County, Nevada. 2010. Comprehensive Master Plan. December 23, 2010.

122 Modoc County. 1988. Modoc County General Plan. Alturas, California.

123 Nevada Department of Conservation and Natural Resources. 1985. Nevada Summary Policy Plan for
124 Public Lands. Division of State Lands. Carson City, Nevada.

125 _____. 1993. State of Nevada Drought Plan. Department of Conservation and Natural Resources,
126 Division of Water Planning. Carson City, Nevada.

127 _____. 1999. Lands Identified for Public Acquisition. Division of State Lands. Carson City, Nevada.

AMERICAN OVERSIGHT
NV-DA-20-0615-A-004795

_____. 2016. Nevada's 2016-2020 Statewide Comprehensive Outdoor Recreation Plan—Assessment and Policy Plan. Division of State Parks and Department of Conservation and Natural Resources. Carson City, Nevada. Internet website: http://parks.nv.gov/forms/Nevada_Comprehensive_Outdoor_Recreation_Plan_2016-2021.pdf.

_____. 2017. Nevada Habitat Quantification Tool Scientific Methods Document v1.3. Prepared by Environmental Incentives, LLC, and EcoMetrix Solutions Group, LLC, South Lake Tahoe, California.

Nevada Natural Heritage Program and the Sagebrush Ecosystem Technical Team. 2014a. Nevada Conservation Credit System Manual v0.98. Prepared by Environmental Incentives, LLC. South Lake Tahoe, California.

_____. 2014b. Nevada Habitat Quantification Tool Scientific Methods Document v0.98. Prepared by Environmental Incentives, LLC, and EcoMetrix Solutions Group, LLC. South Lake Tahoe, California.

Nevada State Historic Preservation Office. 2003. Nevada Comprehensive Preservation Plan. Carson City, Nevada.

Nevada Weed Action Committee. 2000. Nevada's Coordinated Invasive Weed Strategy. Carson City, Nevada.

Nevada Department of Wildlife. 2004. Greater Sage-Grouse Conservation Plan for Nevada and Eastern California. Nevada Governor's Sage-Grouse Conservation Team. Internet website: http://www.ndow.org/wild/conservation/sg/plan.

Nye County, Nevada. 1996. Tri-Party Framework for Interactions to Address Public Lands Issues in Nye County. August 14, 1997.

_____. 2009. Title 7 of the Nye County Code (Comprehensive Land Use and Management Plan for Federal and State Lands within Nye County). August 24, 2009.

_____. 2011. Comprehensive Master Plan. June 7, 2011. Internet website: http://www.nyecounty.net/DocumentCenter/Home/View/14049.

Patterson, R. L. 1952. *The Sage Grouse in Wyoming*. Sage Books, Inc., Denver, Colorado.

Pershing County. 2002. Master Plan. April 5, 2002. Internet website: http://pershingcounty.net/images/stories/pc_files/planning/Pershing_County_Master_Plan_2002.pdf.

_____. 2010. Natural Resources Management Plan: Natural Resources and Federal or State Land Use. October 22, 2010.

Shasta County. 2004. General Plan. September 2004.

Siskiyou County. 2010. Siskiyou County General Plan. Yreka, California.

AMERICAN OVERSIGHT
NV-DA-20-0615-A-004796

State of Nevada. 2001. Nevada Sage-Grouse Conservation Strategy. Carson City. October 2001.

_____. 2004. State of Nevada Sage Grouse Conservation Team. Greater Sage-Grouse Conservation. Plan for Nevada and Eastern California. 1st edition. Carson City.

_____. 2012. State of Nevada Strategic Plan for Conservation of Greater Sage-Grouse. Governor's Sage-Grouse Advisory Committee. Carson City. July 31, 2012.

_____. 2014. Nevada Greater Sage-Grouse Conservation Plan. Sagebrush Ecosystem Program. Carson City. October 1, 2014.

State of Nevada. Department of Conservation and Natural Resources. Sagebrush Ecosystem Program. 2017. Nevada Conservation Credit System Manual v1.3. Prepared by Environmental Incentives, LLC. South Lake Tahoe, California.

Stiver, S. J., A. D. Apa, J. R. Bohne, S. D. Bunnell, P. A. Deibert, S. C. Gardner, M. A. Hilliard, et al. 2006. Greater Sage-Grouse Comprehensive Conservation Strategy. Western Association of Fish and Wildlife Agencies. Unpublished report. Cheyenne, Wyoming.

Stiver, S. J., E. T. Rinkes, D. E. Naugle, P. D. Makela, D. A. Nance, and J. W. Karl (editors). 2015. Sage-Grouse Habitat Assessment Framework: A Multiscale Assessment Tool. Technical Reference 6710-1. Bureau of Land Management and Western Association of Fish and Wildlife Agencies. Nevada Conservation Credit System and the Barrick Nevada Sage-Grouse Bank Enabling Agreement (March 2015). Denver, Colorado.

Storey County, Nevada. 1994. Master Plan. April 21, 1994.

Sveum, C. M., J. A. Crawford, and W. D. Edge. 1998a. "Use and selection of brood-rearing habitat by sage-grouse in south central Washington." *Great Basin Naturalist* 58(4): 344–351.

Sveum, C. M., W. D. Edge, and J. A. Crawford. 1998b. "Nesting habitat selection by sage-grouse in southcentral Washington." *Journal of Range Management* 51(3): 265–269.

TMRPA (Truckee Meadows Regional Planning Agency). 2007. Regional Plan. Reno, Nevada. July 19, 2007.

United States Department of the Interior, Secretary of the Interior. 2017. Secretarial Order (SO) 3349. American Energy Dependence. Washington, DC. March 29, 2017.

_____. 2017. Secretarial Order (SO) 3353. Greater Sage-Grouse Conservation and Cooperation with Western States. Washington, DC. June 7, 2017.

USFWS (United States Fish and Wildlife Service). 2013. Greater Sage-Grouse (*Centrocercus urophasianus*) Conservation Objectives: Final Report. US Fish and Wildlife Service, Conservation Objectives Team, Denver, Colorado. February 2013.

USFWS and Barrick Gold North America. 2010. Endangered and Threatened Wildlife and Plants; 12-Month Findings for Petitions to List the Greater Sage-Grouse (*Centrocercus urophasianus*) as Threatened or Endangered. 75 *Federal Register* 13910. Washington, DC. March 23, 2010.

AMERICAN OVERSIGHT
NV-DA-20-0615-A-004797

196 _____. 2015. Barrick Nevada Sage-Grouse Bank Enabling Agreement. March 25, 2015.

197 Washoe County, Nevada. 2005a. Comprehensive Plan. June 21, 2005.

198 _____. 2005b. Water Resources Management Plan, Nevada. January 18, 2005.

199 _____. 2008. Open Space and Natural Resource Management Plan. January 2008.

200 White Pine County. 2006. Water Resources Plan. August 2006.

201 _____. 2007. Public Lands Policy Plan. May 2007.

202 _____. 2009. Comprehensive Master Plan. January 2009.

203

AMERICAN OVERSIGHT
NV-DA-20-0615-A-004798

204 This page intentionally left blank.

AMERICAN OVERSIGHT

NV-DA-20-0615-A-004799

Chapter 5. Consultation and Coordination

This chapter describes the efforts undertaken by the BLM throughout the process of developing the RMPA/EIS to ensure the process remained open and inclusive to the extent possible. This chapter also describes efforts taken to comply with legal requirements to consult and coordinate with various government agencies. These efforts include public scoping; identifying and designating cooperating agencies; consulting with applicable federal, state, and tribal governments; and identifying "any known inconsistencies with State or local plans, policies or programs" (43 CFR 1610.3-2(e)).

5.1 Public Involvement

5.1.1 Public Scoping

The scoping period began with the publication of the NOI in the *Federal Register* on October 11, 2017. The NOI was titled Notice of Intent to Amend Land Use Plans Regarding Greater Sage-Grouse Conservation and Prepare Associated Environmental Impact Statements or Environmental Assessments. During the scoping period, the BLM sought public comments on whether all, some, or none of the 2015 Greater Sage-Grouse plans should be amended, what issues should be considered, and whether the BLM should pursue a state-by-state amendment process or structure its planning effort differently, for example by completing a national programmatic process. Representatives of the BLM engaged with the Western Governors' Association Sage Grouse Task Force in October of 2017 and January of 2018 to discuss the progress of scoping efforts. In addition, the DOI Deputy Secretary has emphasized that input from state governors would weigh heavily when considering what changes should be made and ensuring consistency with the BLM's multiple use mission.

Information about scoping meetings, comments received, comment analysis, and issue development can be found in the scoping report available online here: https://goo.gl/FopNgW.

5.1.2 Public Comment on the Draft RMPA/EIS

Public Meetings

A Notice of Availability (NOA) for the Draft RMPA/EIS was published in the Federal Register on May 4, 2018. The NOA initiated a 90-day public comment period, which ended on August 2, 2018. The BLM notified the public of open house meetings via the project website and a news releases to media sites, including newspapers, radio, and television.

The BLM held four public comment open houses for the Draft RMPA/EIS from June 26–June 29, 2018:

- Reno, Nevada – June 26, 2018
- Ely, Nevada – June 27, 2018
- Elko, Nevada – June 28, 2018
- Alturas, California – June 29, 2018

All meetings were held from 5:00 to 7:00 pm. The goal of the open houses was to inform the public about the Draft RMPA/EIS and to obtain further public input on the alternatives that were developed and analyzed. At the open houses, displays introduced the various planning issues and presented the alternatives for addressing these issues. Other displays explained the NEPA process and the methods for submitting comments. Public comments were solicited at the open houses.

AMERICAN OVERSIGHT
NV-DA-20-0615-A-004800

Public Comments

A total of 34,650 unique comment letters, forms, and emails were received during the 90-day public comment period. These documents resulted in 595 substantive comment submissions. For a detailed description of the comment analysis methodology and the response to comments, refer to Appendix G.

5.1.3 Future Public Involvement

Public participation efforts will be ongoing throughout the remainder of the RMPA/EIS process. An NOA will be published in the Federal Register to notify the public of the availability of the Proposed Plan Amendment/Final EIS. The NOA will also outline protest procedures during the 30-calendar-day protest period. Concurrent with the first 30 days of the protest period, a 60-day joint governor's consistency review (one for California and one for Nevada) will be implemented. The Proposed Plan Amendment/Final EIS will be available for downloading from the project website at: https://goo.gl/kcsF4w. The Proposed Plan Amendment/Final EIS will also be available for review at the BLM Nevada and California State Offices. Press releases will be issued to notify the public of the Proposed Plan Amendment/Final EIS availability.

5.2 Cooperating Agencies

Federal regulation directs the BLM to invite eligible federal agencies, state and local governments, and federally recognized Indian tribes to participate as cooperating agencies when amending RMPs Notice of Intent to Amend Land Use Plans Regarding Greater Sage-Grouse Conservation and Prepare Associated Environmental Impact Statements or Environmental Assessments (43 CFR 1610.3-1(b)). A cooperating agency is any such agency or tribe that enters into a formal agreement with the lead federal agency to help develop an environmental analysis. More specifically, cooperating agencies "work with the BLM, sharing knowledge and resources, to achieve desired outcomes for public lands and communities within statutory and regulatory frameworks" (BLM Land Use Planning Handbook H-1601-1). These agencies are invited to participate because they have jurisdiction by law or can offer special expertise. Cooperating agency status provides a formal framework for these government units to engage in active collaboration with a lead federal agency in the planning process.

In November 2017, BLM Nevada and California mailed invitations to the 64 agencies and tribes identified in **Table 5-1**, inviting them to participate as a cooperating agency in this RMPA/EIS effort. Of these 64 agencies and tribes, 29 accepted the BLM's invitation to become a cooperating agency.

Table 5-1
Cooperating Agencies

Agencies and Tribes Invited to be Cooperators	Agencies that Accepted	Agencies that Signed Memoranda of Understanding
Army Corps of Engineers		
Alturas Rancheria		
California Department of Wildlife	X	
California State Historic Preservation Office		
Carson City		
Cedarville Rancheria		
Churchill County	X	X
Douglas County		

AMERICAN OVERSIGHT
NV-DA-20-0615-A-004801

Table 5-1
Cooperating Agencies

Agencies and Tribes Invited to be Cooperators	Agencies that Accepted	Agencies that Signed Memoranda of Understanding
Duckwater Shoshone Tribe of the Duckwater Reservation, Nevada	X	
Elko County	X	X
Ely Shoshone Tribe of Nevada		
Environmental Protection Agency, Region 9	X	
Esmeralda County		
Eureka County	X	X
Fallon Naval Air Station		
Federal Highway Administration		
Fish and Wildlife Service, Reno Fish and Wildlife Office	X	X
Fort Bidwell Reservation		
Fort McDermitt Paiute and Shoshone Tribes of the Fort McDermitt Indian Reservation, Nevada and Oregon		
Greenville Rancheria		
Honey Lake Maidu Tribe		
Humboldt County	X	
Humboldt-Toiyabe National Forest	X	X
Klamath Tribes		
Lander County	X	
Las Vegas Tribe of Paiute Indians of the Las Vegas Indian Colony, Nevada		
Lassen County	X	X
Lassen National Forest		
Lincoln County	X	
Lovelock Paiute Tribe of the Lovelock Indian Colony, Nevada		
Lyon County	X	
Mineral County	X	
Moapa Band of Paiute Indians of the Moapa River Indian Reservation, Nevada		
Modoc County	X	X
Modoc National Forest		
N-4 State Grazing Board	X	X
Natural Resources Conservation Service, Nevada	X	
Nellis Air Force Base		
Nevada Association of Counties (representing various Nevada Counties)	X	
Nevada Department of Agriculture	X	X
Nevada Department of Conservation and Natural Resources	X	X

AMERICAN OVERSIGHT
NV-DA-20-0615-A-004802

Table 5-1
Cooperating Agencies

Agencies and Tribes Invited to be Cooperators	Agencies that Accepted	Agencies that Signed Memoranda of Understanding
Nevada Department of Transportation		
Nevada Department of Wildlife	X	X
Nevada Division of Minerals	X	X
Nye County	X	
Pahrump Paiute Tribe		
Paiute-Shoshone Tribe of the Fallon Reservation and Colony, Nevada		
Pershing County	X	
Plumas County		
Pit River Tribe of California		
Pyramid Lake Paiute Tribe of the Pyramid Lake Reservation, Nevada		
Reno-Sparks Indian Colony		
Shoshone-Paiute Tribes of the Duck Valley Reservation, Nevada		
Sierra County		
Storey County	X	
Summit Lake Paiute Tribe		
Susanville Indian Rancheria		
Te-Moak Tribe of Western Shoshone Indians of Nevada		
US Geological Survey		
Walker River Paiute Tribe of the Walker River Reservation, Nevada	X	X
Washoe County	X	
Washoe Tribe of Nevada and California	X	
White Pine County	X	X
Winnemucca Indian Colony of Nevada		
Yerington Paiute Tribe of the Yerington Colony and Campbell Ranch, Nevada		
Yomba Shoshone Tribe of the Yomba Reservation, Nevada		

The BLM worked closely with the State of Nevada and CDFW to develop an alternative that would address the states' issues while keeping the pieces of the existing 2015 Plan that were not problematic for the states. The BLM and the states met with all cooperators as a group on March 21, 2018, and also four times with portions of the cooperators to discuss issues within their areas of expertise.

5.3 American Indian Tribal Consultation

Various federal laws require the BLM to consult with American Indian tribes during the planning/NEPA decision-making process. This section documents the specific consultation and coordination efforts undertaken throughout the process of developing the RMPA/EIS.

AMERICAN OVERSIGHT
NV-DA-20-0615-A-004803

In the fall of 2017, the BLM mailed letters to the tribes identified in **Table 5-1**, inviting them to participate as a cooperating agency for this RMPA/EIS effort. The Duckwater Shoshone Tribe of the Duckwater Reservation, Walker River Paiute Tribe of the Walker River Reservation, and the Washoe Tribe of Nevada and California formally accepted the BLM's invitation to be cooperating agencies. The Washoe Tribe of Nevada and California also attended and participated in the cooperating agency meeting held on March 21, 2018. On March 28, 2018, BLM Nevada and California followed up (via email) with those tribes that did not respond to the fall invitation to become cooperators.

5.4 List of Preparers

This Proposed Plan Amendment/Final EIS was prepared by an interdisciplinary team of staff from the BLM, in collaboration with Environmental Management and Planning Solutions, Inc. (**Table 5-2**).

Table 5-2
List of Preparers

BLM-Nevada	
Michael C. Courtney	Acting Nevada State Director
Raul Morales	Deputy State Director for Resources, Lands, and Planning
Matthew Magaletti	Nevada Sage-Grouse Lead
J. A. Vacca	Mitigation Specialist
Carolyn Sherve	Planning & Environmental Specialist
Jamie Lange	GIS Analyst – Geospatial Sprint Team – Contractor GISinc
Chris Rose	Public Affairs
Julie Suhr Pierce	Great Basin Socioeconomic Specialist
Kimberly Allison	Reno Regional NEPA Support Team – Rangeland Management Specialist
Nancy Army	Reno Regional NEPA Support Team – Planning & Environmental Coordinator
Sandy Gregory	Reno Regional NEPA Support Team – Fuels/Vegetation
Kelly Michelsen	Reno Regional NEPA Support Team – Wildlife Biologist
Nicholas Pay	Reno Regional NEPA Support Team – Archaeologist
David Repass	Reno Regional NEPA Support Team – Lead
Alex Jensen	Geologist – Fluid Minerals & Geothermal Program Lead
Perry Wickham	Lands and Realty Specialist
Kirk Rentmeister	Geologist – Locatable Minerals Program Lead
Kathryn Dyer	Livestock Grazing Program Lead
Sandra Brewer	Fish and Wildlife Program Lead
BLM-California	
Jerome E. Perez	California State Director
Danielle Chi	Deputy State Director for Resources, Planning, and Fire
Arlene Kosic	California Sage-Grouse Lead
Megan Oyarzun	GIS Specialist
Jeff Fontana	Public Affairs Officer
EMPSi: Environmental Management and Planning Solutions, Inc.	
Kate Krebs	Project Support Manager

AMERICAN OVERSIGHT

NV-DA-20-0615-A-004804

5.5 RMPA/EIS Distribution

A notification of the availability of this Proposed Plan Amendment/Final EIS is published in the *Federal Register*. Copies of the Proposed Plan Amendment/Final EIS are available at the BLM Nevada State Office and can also be viewed at the following website: https://goo.gl/kcsF4w.

AMERICAN OVERSIGHT
NV-DA-20-0615-A-004805

97 This page intentionally left blank.

AMERICAN OVERSIGHT

NV-DA-20-0615-A-004806

Chapter 4. Environmental Consequences

4.1 Introduction

This chapter presents the anticipated direct and indirect impacts on the human and natural environment from implementing the alternatives in **Chapter 2**. The purpose of this chapter is to describe to the decision-maker and the public how the environment could change if the alternatives, including the Proposed Plan Amendment were implemented. It is meant to aid in the decision between continuing current management (No-Action Alternative), as directed in the 2015 Final EIS, or adopting the Management Alignment Alternative or Proposed Plan Amendment to incorporate the best available science, better balance multiple use, and improve compatibility between federal management plans and state conservation plans and strategies.

This chapter is organized by topic, based on the affected resources identified in **Chapters 1** and **3**. Only those issues listed in **Table 1-2** were carried forward for analysis.

Impact analysis is a cause-and-effect process. The detailed impact analyses and conclusions are based on the following:

- The BLM planning team's knowledge of resources and the project area
- Literature reviews
- Information provided by experts in the BLM, other agencies, cooperating agencies, interest groups, and concerned citizens

The baseline used for the impact analysis is the current condition or situation, as described in **Chapter 3**. Impacts on resources and resource uses are analyzed and discussed, commensurate with resource issues and concerns identified through the NEPA process. At times, impacts are described in qualitative terms or using ranges of potential impacts.

4.2 Analytical Assumptions

Several overarching assumptions have been made in order to facilitate the analysis of the potential impacts. These assumptions set guidelines and provide reasonably foreseeable projected levels of development that would occur in the planning area during the planning period. These assumptions should not be interpreted as constraining or redefining the management objectives and actions proposed for each alternative, as described in **Chapter 2**.

The following general assumptions apply to all resource categories; any specific resource assumptions are provided in the methods of analysis section for that resource:

- Sufficient funding and personnel would be available for implementing the final decision.
- Implementation-level actions necessary to execute the RMP-level decisions in this RMPA/EIS would be subject to further environmental review, including that under NEPA.
- Direct impacts of implementing the RMPA would primarily occur on public lands administered by the BLM in the planning area. Indirect impacts of implementing the RMPA could occur on either BLM-administered lands, or adjacent lands, regardless of ownership/administration. The discussion

AMERICAN OVERSIGHT
NV-DA-20-0615-A-004807

of impacts is based on best available data. Knowledge of the planning area, decision area, and professional judgment, based on observation and analysis of conditions and responses in similar areas, are used for environmental impacts where data are limited.

- Restrictions (such as siting, design, and mitigation measures) would apply, where appropriate, to surface-disturbing activities associated with land use authorizations and permits issued on BLM-administered lands and federal mineral estate.
- GIS data have been used in developing acreage calculations and to generate the figures in **Appendix A**. Calculations depend on the quality and availability of data. Acreage figures and other numbers are approximate projections for comparison and analysis only; readers should not infer that they reflect exact measurements or precise calculations. In the absence of quantitative data, best professional judgment was used. Impacts were sometimes described using ranges of potential impacts, or they were described qualitatively, when appropriate.

4.3 General Method for Analyzing Impacts

Potential impacts are described in terms of type, context, duration, and intensity, which are generally defined below.

Type of impact—Impacts are characterized using the indicators described in the 2015 Final EIS (where applicable). The presentation of impacts for key planning issues is intended to provide the BLM decision-maker and reader with an understanding of the multiple use trade-offs associated with each alternative.

Context—This describes the area or site-specific, local, planning area-wide, or regional location where the impact would occur. Site-specific impacts would occur at the location of the action; local impacts would occur in the general vicinity of the action area; planning area-wide impacts would affect a greater portion of decision area lands in Nevada and northeast California; and regional impacts would extend beyond the planning area boundaries.

Duration—This describes the associated time period of an impact, either short term or long term. Unless otherwise noted, short term is defined as anticipated to begin and end within the first 5 years after the action is implemented; long term is defined as lasting beyond 5 years to the end of or beyond the life of this RMPA/EIS.

Intensity—Rather than categorize impacts with qualitative statements (e.g., major, moderate, or minor), this analysis discusses impacts using quantitative data wherever possible.

Direct and indirect impacts—Direct impacts are caused by an action or implementation of an alternative and occur at the same time and place; indirect impacts result from implementing an action or alternative but usually occur later in time or are removed in distance and are reasonably certain to occur.

For ease of reading, the impacts of the management actions for a particular alternative on a specific resource are generally compared with the status quo or baseline for that resource; however, in order to properly and meaningfully evaluate the impacts under each alternative, its expected impacts should be measured against those projected to occur under the No-Action Alternative. This alternative is the baseline for comparing the alternatives to one another. This is because it represents what is anticipated to occur should the RMPA not take place.

AMERICAN OVERSIGHT
NV-DA-20-0615-A-004808

Irreversible and irretrievable commitment of resources is discussed in **Section 4.12**, below. Irreversible commitments of resources result from actions in which resources are considered permanently changed; irretrievable commitments of resources result from actions in which resources are considered permanently lost.

4.3.1 Impacts from No-Action Alternative

The impacts of the No-Action Alternative, or current management, of this RMPA/EIS were analyzed as the Proposed Plan in the 2015 Final EIS, and within the various alternatives analyzed in the Sagebrush Focal Areas Withdrawal Draft EIS (BLM 2016). The BLM has reviewed new information to verify that the analysis in the 2015 Final EIS remains sound; therefore, impacts from implementing the No-Action Alternative are substantially the same as those analyzed in the 2015 Final EIS.

Table 4-1, below, shows where information on the impacts of the No-Action Alternative can be found.

Table 4-1
Environmental Consequences for the No-Action Alternative Incorporated by Reference

Issue	Resource / Resource Use	Location of Impact Analysis from the 2015 Final EIS
Habitat Management Area Boundaries	Greater Sage-Grouse	The impacts on Greater Sage-Grouse and its habitat through the management of established habitat management areas are discussed in Section 4.4.10 of the 2015 Final EIS beginning on page 4-51.
	Vegetation	The impacts on Vegetation through the management of the established habitat management areas are discussed in Section 4.5.10 of the 2015 Final EIS beginning on page 4-91.
	Land Use and Realty	The impacts on Land Use and Realty through the management of the established habitat management areas are discussed in Section 4.13.10 of the 2015 Final EIS beginning on page 4-269.
	Renewable Energy	The impacts on Renewable Energy through the management of the established habitat management areas are discussed in Section 4.14.10 of the 2015 Final EIS beginning on page 4-284.
	Minerals and Energy	The impacts on Minerals and Energy through the management of the established habitat management areas are discussed in Section 4.15 of the 2015 Final EIS beginning on page 4-286.
	Socioeconomics	The impacts on Socioeconomics through the management of the established habitat management areas are discussed in Section 4.21 of the 2015 Final EIS beginning on page 4-402.
	Livestock Grazing	The impacts on Livestock Grazing through the management of the established habitat management areas are discussed in Section 4.10.10 of the 2015 Final EIS beginning on page 4-232.
	Comprehensive Travel Management	The impacts on Comprehensive Travel Management through the management of the established habitat management areas are discussed in Section 4.12.10 of the 2015 Final EIS beginning on page 4-252.
Sagebrush Focal Areas (SFA)	Greater Sage-Grouse	The impacts on Greater Sage-Grouse from withdrawing sagebrush focal areas from the Mining Law of 1872 are discussed in the 2016 SFA Withdrawal EIS, Section 4.5 of the 2015 Final EIS beginning on page 4-82.
	Vegetation	The impacts on Vegetation from withdrawing sagebrush focal areas from the Mining Law of 1872 are discussed in Section 4.5.10 of the 2015 Final EIS beginning on page 4-91 and the 2016 SFA Withdrawal EIS, Section 4.4 Vegetation, including Special Status Plants, beginning on page 4-68.

AMERICAN OVERSIGHT
NV-DA-20-0615-A-004809

Table 4-1
Environmental Consequences for the No-Action Alternative Incorporated by Reference

Issue	Resource / Resource Use	Location of Impact Analysis from the 2015 Final EIS
	Land Use and Realty	The impacts of establishing sagebrush focal areas on Land Use and Realty are discussed in Section 4.13.10 of the 2015 Final EIS beginning on page 4-269.
	Renewable Energy	The impacts of establishing sagebrush focal areas on Renewable Energy are discussed in Section 4.14.10 of the 2015 Final EIS beginning on page 4-284.
	Minerals and Energy	The impacts of establishing sagebrush focal areas on Minerals and Energy are discussed in Section 4.15 of the 2015 Final EIS beginning on page 4-286 and the 2016 SFA Withdrawal EIS, Section 4.2 Geology and Mineral Resources, beginning on page 4-7.
	Socioeconomics	The impacts of establishing sagebrush focal areas on Socioeconomics are discussed in Section 4.21 of the 2015 Final EIS beginning on page 4-402 and the 2016 SFA Withdrawal EIS, Section 4.3 Social and Economic, beginning on page 4-20.
	Livestock Grazing	The impacts of establishing sagebrush focal areas on Livestock Grazing are discussed in Section 4.10.10 of the 2015 Final EIS beginning on page 4-232.
	Comprehensive Travel Management	The impacts of establishing sagebrush focal areas on Comprehensive Travel Management are discussed in Section 4.12.10 of the 2015 Final EIS beginning on page 4-252.
Adaptive Management	Greater Sage-Grouse	The adaptive management plan analyzed in 2015 can be found in Section 2.7.1 of the 2015 Final EIS. The impacts on Greater Sage-Grouse through the application of the established Adaptive Management Plan are discussed in Section 4.4.10 of the 2015 Final EIS beginning on page 4-51.
	Vegetation	The adaptive management plan analyzed in 2015 can be found in Section 2.7.1 of the 2015 Final EIS. The impacts on Vegetation through the application of the established Adaptive Management Plan are discussed in Section 4.5.10 of the 2015 Final EIS beginning on page 4-91.
	Land Use and Realty	The adaptive management plan analyzed in 2015 can be found in Section 2.7.1 of the 2015 Final EIS. The impacts on Land Use and Realty through the application of the established Adaptive Management Plan are discussed in Section 4.13.10 of the 2015 Final EIS beginning on page 4-269.
	Renewable Energy	The adaptive management plan analyzed in 2015 can be found in Section 2.7.1 of the 2015 Final EIS. The impacts on Renewable Energy through the application of the established Adaptive Management Plan are discussed in Section 4.14.10 of the 2015 Final EIS beginning on page 4-284.
	Minerals and Energy	The adaptive management plan analyzed in 2015 can be found in Section 2.7.1 of the 2015 Final EIS. The impacts on Minerals and Energy through the application of the established Adaptive Management Plan are discussed in Section 4.15 of the 2015 Final EIS beginning on page 4-286.
	Socioeconomics	The adaptive management plan analyzed in 2015 can be found in Section 2.7.1 of the 2015 Final EIS. The impacts on Socioeconomics through the application of the established Adaptive Management Plan are discussed in Section 4.21 of the 2015 Final EIS beginning on page 4-

AMERICAN OVERSIGHT
NV-DA-20-0615-A-004810

Table 4-1
Environmental Consequences for the No-Action Alternative Incorporated by Reference

Issue	Resource / Resource Use	Location of Impact Analysis from the 2015 Final EIS
		402.
	Livestock Grazing	The adaptive management plan analyzed in 2015 can be found in Section 2.7.1 of the 2015 Final EIS. The impacts on Livestock Grazing through the application of the established Adaptive Management Plan are discussed in Section 4.10.10 of the 2015 Final EIS beginning on page 4-232.
	Comprehensive Travel Management	The adaptive management plan analyzed in 2015 can be found in Section 2.7.1 of the 2015 Final EIS. The impacts on Comprehensive Travel Management through the application of the established Adaptive Management Plan are discussed in Section 4.12.10 of the 2015 Final EIS beginning on page 4-252.
Allocation Exception Process	Greater Sage-Grouse	A number of exceptions were outlined in the 2015 Final EIS according to specific resource uses or conditions. These are summarized in Section 2.5 of this document under the heading Issue: Allocation Exception Process, under the No-Action Alternative. The impacts on Greater Sage-Grouse through the management of the established Allocation Exception Process are discussed in Section 4.4.10 of the 2015 Final EIS beginning on page 4-51.
	Vegetation	A number of exceptions were outlined in the 2015 Final EIS according to specific resource uses or conditions. These are summarized in Section 2.5 of this document under the heading Issue: Allocation Exception Process, under the No-Action Alternative. The impacts on Vegetation through the management of the established Allocation Exception Process are discussed in Section 4.5.10 of the 2015 Final EIS beginning on page 4-91.
	Land Use and Realty	A number of exceptions were outlined in the 2015 Final EIS according to specific resource uses or conditions. These are summarized in Section 2.5 of this document under the heading Issue: Allocation Exception Process, under the No-Action Alternative. The impacts on Land Use and Realty through the management of the established Allocation Exception Process are discussed in Section 4.13.10 of the 2015 Final EIS beginning on page 4-269.
	Renewable Energy	A number of exceptions were outlined in the 2015 Final EIS according to specific resource uses or conditions. These are summarized in Section 2.5 of this document under the heading Issue: Allocation Exception Process, under the No-Action Alternative. The impacts on Renewable Energy through the management of the established Allocation Exception Process are discussed in Section 4.14.10 of the 2015 Final EIS beginning on page 4-284.
	Minerals and Energy	A number of exceptions were outlined in the 2015 Final EIS according to specific resource uses or conditions. These are summarized in Section 2.5 of this document under the heading Issue: Allocation Exception Process, under the No-Action Alternative. The impacts on Minerals and Energy through the management of the established Allocation Exception Process are discussed in Section 4.15 of the 2015 Final EIS beginning on page 4-286.
	Socioeconomics	A number of exceptions were outlined in the 2015 Final EIS according to specific resource uses or conditions. These are summarized in Section 2.5 of this document under the heading Issue: Allocation

AMERICAN OVERSIGHT
NV-DA-20-0615-A-004811

Table 4-1
Environmental Consequences for the No-Action Alternative Incorporated by Reference

Issue	Resource / Resource Use	Location of Impact Analysis from the 2015 Final EIS
		Exception Process, under the No-Action Alternative. The impacts on Socioeconomics through the management of the established Allocation Exception Process are discussed in Section 4.21 of the 2015 Final EIS beginning on page 4-402.
	Livestock Grazing	A number of exceptions were outlined in the 2015 Final EIS according to specific resource uses or conditions. These are summarized in Section 2.5 of this document under the heading Issue: Allocation Exception Process, under the No-Action Alternative. The impacts on Livestock Grazing through the management of the established Allocation Exception Process are discussed in Section 4.10.10 of the 2015 Final EIS beginning on page 4-232.
	Comprehensive Travel Management	A number of exceptions were outlined in the 2015 Final EIS according to specific resource uses or conditions. These are summarized in Section 2.5 of this document under the heading Issue: Allocation Exception Process, under the No-Action Alternative. The impacts on Comprehensive Travel Management through the management of the established Allocation Exception Process are discussed in Section 4.12.10 of the 2015 Final EIS beginning on page 4-252.
Mitigation	Greater Sage-Grouse	The mitigation strategy that constitutes the action under this alternative is described in Section 2.7.3 of the 2015 Final EIS beginning on page 2-88. The impacts on Greater Sage-Grouse through the management of the established mitigation are discussed in Section 4.4.10 of the 2015 Final EIS beginning on page 4-51. The Regional Mitigation Strategy is explained in Appendix I of the 2015 Final EIS.
	Vegetation	The mitigation strategy that constitutes the action under this alternative is described in Section 2.7.3 of the 2015 Final EIS beginning on page 2-88. The impacts on Vegetation through the management of the established mitigation are discussed in Section 4.5.10 of the 2015 Final EIS beginning on page 4-91.
	Land Use and Realty	The mitigation strategy that constitutes the action under this alternative is described in Section 2.7.3 of the 2015 Final EIS beginning on page 2-88. The impacts on Land Use and Realty through the management of the established mitigation are discussed in Section 4.13.10 of the 2015 Final EIS beginning on page 4-269.
	Renewable Energy	The mitigation strategy that constitutes the action under this alternative is described in Section 2.7.3 of the 2015 Final EIS beginning on page 2-88. The impacts on Renewable Energy through the management of the established mitigation are discussed in Section 4.14.10 of the 2015 Final EIS beginning on page 4-284.
	Minerals and Energy	The mitigation strategy that constitutes the action under this alternative is described in Section 2.7.3 of the 2015 Final EIS beginning on page 2-88. The impacts on Minerals and Energy through the management of the established mitigation are discussed in Section 4.15 of the 2015 Final EIS beginning on page 4-286.
	Socioeconomics	The mitigation strategy that constitutes the action under this alternative is described in Section 2.7.3 of the 2015 Final EIS beginning on page 2-88. The impacts on Socioeconomics through the management of the established mitigation are discussed in Section 4.21 of the 2015 Final EIS beginning on page 4-402.

AMERICAN OVERSIGHT
NV-DA-20-0615-A-004812

Table 4-1
Environmental Consequences for the No-Action Alternative Incorporated by Reference

Issue	Resource / Resource Use	Location of Impact Analysis from the 2015 Final EIS
	Livestock Grazing	The mitigation strategy that constitutes the action under this alternative is described in Section 2.7.3 of the 2015 Final EIS beginning on page 2-88. The impacts on Livestock Grazing through the management of the established mitigation are discussed in Section 4.10.10 of the 2015 Final EIS beginning on page 4-232.
	Comprehensive Travel Management	The mitigation strategy that constitutes the action under this alternative is described in Section 2.7.3 of the 2015 Final EIS beginning on page 2-88. The impacts on Comprehensive Travel Management through the management of the established mitigation are discussed in section 4.12.10 of the 2015 Final EIS beginning on page 4-252.
Seasonal Timing Restrictions	Greater Sage-Grouse	The seasonal timing restrictions are tied to specific seasonal habitat needs for Greater Sage-Grouse. The discussion related to these restrictions is found in Management Action SSS-2 of the 2015 Final EIS beginning on page 2-20. The discussion specific to seasonal timing restrictions begins on page 2-23. The impacts on Greater Sage-Grouse through the management of the established seasonal timing restrictions are discussed in Section 4.4.10 of the 2015 Final EIS beginning on page 4-51.
	Vegetation	The seasonal timing restrictions are tied to specific seasonal habitat needs for Greater Sage-Grouse. The discussion related to these restrictions is found in Management Action SSS-2 of the 2015 Final EIS beginning on page 2-20. The discussion specific to seasonal timing restrictions begins on page 2-23. The impacts on Vegetation through the management of the established seasonal timing restrictions are discussed in Section 4.5.10 of the 2015 Final EIS beginning on page 4-91.
	Land Use and Realty	The seasonal timing restrictions are tied to specific seasonal habitat needs for Greater Sage-Grouse. The discussion related to these restrictions is found in Management Action SSS-2 of the 2015 Final EIS beginning on page 2-20. The discussion specific to seasonal timing restrictions begins on page 2-23. The impacts on Land Use and Realty through the management of the established seasonal timing restrictions are discussed in Section 4.13.10 of the 2015 Final EIS beginning on page 4-269.
	Renewable Energy	The seasonal timing restrictions are tied to specific seasonal habitat needs for Greater Sage-Grouse. The discussion related to these restrictions is found in Management Action SSS-2 of the 2015 Final EIS beginning on page 2-20. The discussion specific to seasonal timing restrictions begins on page 2-23. The impacts on Renewable Energy through the management of the established seasonal timing restrictions are discussed in Section 4.14.10 of the 2015 Final EIS beginning on page 4-284.
	Minerals and Energy	The seasonal timing restrictions are tied to specific seasonal habitat needs for Greater Sage-Grouse. The discussion related to these restrictions is found in Management Action SSS-2 of the 2015 Final EIS beginning on page 2-20. The discussion specific to seasonal timing restrictions begins on page 2-23. The impacts on Minerals and Energy through the management of the established seasonal timing restrictions are discussed in Section 4.15 of the 2015 Final EIS beginning on page 4-286.

AMERICAN OVERSIGHT
NV-DA-20-0615-A-004813

Table 4-1
Environmental Consequences for the No-Action Alternative Incorporated by Reference

Issue	Resource / Resource Use	Location of Impact Analysis from the 2015 Final EIS
	Socioeconomics	The seasonal timing restrictions are tied to specific seasonal habitat needs for Greater Sage-Grouse. The discussion related to these restrictions is found in Management Action SSS-2 of the 2015 Final EIS beginning on page 2-20. The discussion specific to seasonal timing restrictions begins on page 2-23. The impacts on Socioeconomics through the management of the established seasonal timing restrictions are discussed in Section 4.21 of the 2015 Final EIS beginning on page 4-402.
	Livestock Grazing	The seasonal timing restrictions are tied to specific seasonal habitat needs for Greater Sage-Grouse. The discussion related to these restrictions is found in Management Action SSS-2 of the 2015 Final EIS beginning on page 2-20. The discussion specific to seasonal timing restrictions begins on page 2-23. The impacts on Livestock Grazing through the management of the established seasonal timing restrictions are discussed in Section 4.10.10 of the 2015 Final EIS beginning on page 4-232.
	Comprehensive Travel Management	The seasonal timing restrictions are tied to specific seasonal habitat needs for Greater Sage-Grouse. The discussion related to these restrictions is found in Management Action SSS-2 of the 2015 Final EIS beginning on page 2-20. The discussion specific to seasonal timing restrictions begins on page 2-23. The impacts on Comprehensive Travel Management through the management of the established seasonal timing restrictions are discussed in Section 4.12.10 of the 2015 Final EIS beginning on page 4-252.
Habitat Objectives	Greater Sage-Grouse	The habitat objectives are discussed in Section 2.6.2 under Objective SSS-1 and the Habitat Objectives table in the 2015 Final EIS beginning on page 2-17. The impacts on Greater Sage-Grouse through the management of the established Habitat Objectives are discussed in Section 4.4.10 of the 2015 Final EIS beginning on page 4-51.
	Vegetation	The habitat objectives are discussed in Section 2.6.2 under Objective SSS-1 and the Habitat Objectives table in the 2015 Final EIS beginning on page 2-17. The impacts on Vegetation through the management of the established Habitat Objectives are discussed in Section 4.5.10 of the 2015 Final EIS beginning on page 4-91.
	Land Use and Realty	The habitat objectives are discussed in Section 2.6.2 under Objective SSS-1 and the Habitat Objectives table in the 2015 Final EIS beginning on page 2-17. The impacts on Land Use and Realty through the management of the established Habitat Objectives are discussed in Section 4.13.10 of the 2015 Final EIS beginning on page 4-269.
	Renewable Energy	The habitat objectives are discussed in Section 2.6.2 under Objective SSS-1 and the Habitat Objectives table in the 2015 Final EIS beginning on page 2-17. The impacts on Renewable Energy through the management of the established Habitat Objectives are discussed in Section 4.14.10 of the 2015 Final EIS beginning on page 4-284.
	Minerals and Energy	The habitat objectives are discussed in Section 2.6.2 under Objective SSS-1 and the Habitat Objectives table in the 2015 Final EIS beginning on page 2-17. The impacts on Minerals and Energy through the management of the established Habitat Objectives are discussed in Section 4.15 of the 2015 Final EIS beginning on page 4-286.

AMERICAN OVERSIGHT
NV-DA-20-0615-A-004814

Table 4-1
Environmental Consequences for the No-Action Alternative Incorporated by Reference

Issue	Resource / Resource Use	Location of Impact Analysis from the 2015 Final EIS
	Socioeconomics	The habitat objectives are discussed in Section 2.6.2 under Objective SSS-1 and the Habitat Objectives table in the 2015 Final EIS beginning on page 2-17. The impacts on Socioeconomics through the management of the established Habitat Objectives are discussed in Section 4.21 of the 2015 Final EIS beginning on page 4-402.
	Livestock Grazing	The habitat objectives are discussed in Section 2.6.2 under Objective SSS-1 and the Habitat Objectives table in the 2015 Final EIS beginning on page 2-17. The impacts on Livestock Grazing through the management of the established Habitat Objectives are discussed in Section 4.10.10 of the 2015 Final EIS beginning on page 4-232.
	Comprehensive Travel Management	The habitat objectives are discussed in Section 2.6.2 under Objective SSS-1 and the Habitat Objectives table in the 2015 Final EIS beginning on page 2-17. The impacts on Comprehensive Travel Management through the management of the established Habitat Objectives are discussed in Section 4.12.10 of the 2015 Final EIS beginning on page 4-252.

4.3.2 Impacts from Management Alignment Alternative

Table 4-2, below, summarizes if and how decisions in the Management Alignment Alternative were considered in the 2015 Final EIS. Issues needing further analysis are analyzed under the resource/resource use headings in this chapter.

Table 4-2
Impacts from Management Alignment Alternative

Plan Alignment Issue	Considered in 2015 Final EIS
Modifying Habitat Management Area Boundaries	As part of the proposed action for Alternative E in the 2015 Final EIS, as defined in Action E-SSS-AM 9 found on page 2-197: "Greater Sage-Grouse management categories must be evaluated every 3-5 years, based on new or improved spatial data through a scientifically based, peer-reviewed process. Adjustments of the mapped management categories within the population management zone would be made without further analysis." The impacts on resources associated with Alternative E are contained in Chapter 4 of the 2015 Final EIS. Note: If the most current Greater Sage-Grouse habitat management area boundaries are adopted, the following changes would occur: PHMA 44,000-acre decrease GHMA 27,300-acre increase OHMA 1,007,600-acre decrease
Removing Sagebrush Focal Areas	Alternatives B through F in the 2015 Final EIS did not include SFAs as a management area. The impacts on resources associated with Alternatives B through F are contained in Chapter 4 of the 2015 Final EIS.
Adaptive Management	Adaptive Management was analyzed as part of the 2015 Final EIS; see Section 2.7.1 on page 2-75.
Allocation Exception Process	Exceptions were outlined in the 2015 Final EIS according to specific resource uses or conditions. These are summarized in Section 2.5 of this document (No-Action Alternative) under the heading Issue: Allocation Exception Process.

AMERICAN OVERSIGHT
NV-DA-20-0615-A-004815

Table 4-2
Impacts from Management Alignment Alternative

Plan Alignment Issue	Considered in 2015 Final EIS
	Although specific exceptions, modifications, and waivers were only analyzed for certain land uses, the 2015 Final EIS analyzed a range of alternatives that took into account the various impacts from different types of management actions associated with these land use allocations. Note: The No-Action Alternative of the 2015 Final EIS allowed for the disposal of lands within Greater Sage-Grouse habitat management areas.
Mitigation	The mitigation standard (net conservation gain) was analyzed in Alternative E of the 2015 Final EIS, including the use of the Nevada Conservation Credit System. See Sections 4.4.8, page 4-42; Section 4.5.8, page 4-85; Section 4.6.8, page 4-126; Section 4.9.7, page 4-186; Section 4.13.8, page 4-265; and Section 4.15, page 4-286.
Seasonal Timing Restrictions	Applying limited seasonal timing restrictions was analyzed in Alternative C of the 2015 Final EIS. See Sections 4.4.6; 4.5.6; 4.6.6; 4.9.5; 4.10.6; 4.13.6; 4.14.6; and 4.18.6.
Modifying Habitat Objectives	The Habitat Objectives for Greater Sage-Grouse were analyzed in the 2015 Final EIS. See Section 2.6.2, page 2-17 for additional information and Sections 4.4.7; 4.4.8; 4.4.10; and 4.5.9 for the analysis of Habitat Objectives under the Proposed Plan and Alternatives A, B, D, E, and F of the 2015 Final EIS.

4.3.3 Impacts from the Proposed Plan Amendment

Table 4-2, above, summarizes if and how decisions in the Management Alignment Alternative were considered in the 2015 Final EIS. While there have been minor changes between the Proposed Plan Amendment and draft Management Alignment Alternative, the analysis completed in 2015, and hence, table 4-2 remain applicable to both the Draft Management Alignment Alternative and the Proposed Plan Amendment.

4.4 Incomplete or Unavailable Information

CEQ established implementing regulations for NEPA, requiring that a federal agency identify relevant information that may be incomplete or unavailable for evaluating reasonably foreseeable significant adverse impacts in an EIS (40 CFR 1502.22). If the information is essential to a reasoned choice among alternatives, it must be included or addressed in an EIS, unless the cost of obtaining such information is exorbitant. Knowledge and information is, and would always be, incomplete, particularly with infinitely complex ecosystems considered at various scales.

The best available information pertinent to the decisions to be made was used in developing the 2015 Final EIS as well as this RMPA/EIS. The BLM made a considerable effort to acquire and convert resource data into digital format from the BLM and outside sources (e.g., NDOW, USGS, etc.).

Under the FLPMA, the inventory of public land resources is ongoing and continuously updated; however, certain information was unavailable for use in developing the RMPA. This was because inventories either had not been conducted or were incomplete.

Some of the major types of data that are incomplete or unavailable are the following:

- Comprehensive planning area-wide inventory of wildlife and special status species occurrence and condition

AMERICAN OVERSIGHT
NV-DA-20-0615-A-004816

- GIS data used for disturbance calculations on private lands
- Site-specific surveys of cultural and paleontological resources
- Lack of quantifiable social or economic effects specific to counties, from the Statewide Socioeconomic Baseline Data collection for Nevada that is currently being developed by the University of Nevada, Reno.

For these resources, estimates were made concerning their number, type, and significance, based on previous surveys and existing knowledge.

In addition, some impacts could not be quantified, given the proposed management actions. Where there was this gap, impacts were projected in qualitative terms or, in some instances, were described as unknown. Subsequent site-specific, project-level analyses would provide the opportunity to collect and examine site-specific inventory data to determine appropriate application of RMP-level guidance. In addition, the BLM and other agencies in the planning area continue to update and refine information used to implement this plan.

4.5 Impacts on Greater Sage-Grouse and Greater Sage-Grouse Habitat

4.5.1 Impacts of the No-Action Alternative with the Inclusion of SFAs (No-Action Alternative)

Under this alternative, 2,767,552 acres of Greater Sage-Grouse habitat management areas would be designated as SFAs and would be recommended for withdrawal from the Mining Law of 1872 for 20 years, subject to valid existing rights. The potential for future mining operations that would affect Greater Sage-Grouse and its habitat would be reduced because additional protections from habitat disturbance and fragmentation associated with mining would be placed on some of the most important landscapes for Greater Sage-Grouse conservation (as identified by the USFWS; BLM 2016).

Based on the reasonably foreseeable development (RFD) scenario, estimates for the number and size of future mines and exploration projects in the planning area over the proposed 20-year withdrawal would not be substantially different (see **Table 4-3** below). The difference, therefore, between the nature and type of effects on Greater Sage-Grouse described in Section 4.4.10 of the Final EIS (BLM 2015) would be negligible. A mineral withdrawal within the SFA could have beneficial impacts on Greater Sage-Grouse by potentially reducing mining activities that may cause disturbance to Greater Sage-Grouse and its habitat within and adjacent to the withdrawal areas.

Table 4-3
Estimated Number of Mines and Exploration Projects

State	Inclusion of SFAs		No SFAs	
	Mines	Exploration	Mines	Exploration
Nevada	1	32	3	78
California	N/A	N/A	N/A	N/A

Source: BLM 2016

AMERICAN OVERSIGHT
NV-DA-20-0615-A-004817

4.5.2 Impacts of Management Alignment Alternative

Adopting the changes proposed in the Management Alignment Alternative would be consistent with both Nevada and California's overall objective to provide for the long-term conservation of Greater Sage-Grouse by protecting the habitat upon which the species depends. Despite minor differences between the actions described in this alternative and those analyzed in the 2015 Final EIS, the difference between the nature and type of impacts described would be negligible. These impacts are discussed in Section 4.4 of the 2015 Final EIS (BLM 2015). Alignment with the states' conservation and management strategies will improve coordination and opportunities for enhanced management.

The Management Alignment Alternative proposes to update the habitat management area boundaries for PHMA, GHMA, and OHMA to reflect the best available science, and outlines a process for periodically revising these boundaries in the future, as new data becomes available. This would ensure that current and future renditions of habitat management area boundaries accurately reflect Greater Sage-Grouse habitat on the ground and guide management actions appropriately. As the boundaries are updated, the land use plan allocations associated with each habitat management area (see **Table 2-1**) would be adjusted to match the newest habitat management area boundaries (Coates et al. 2016). This would help to conserve the species by ensuring allocations and any of their associated restrictions are applied in the appropriate areas, while allowing infrastructure and economic development to occur in areas that would not affect the species.

The allocation exception process would be updated and standardized, to allow for the consideration of projects within priority and general habitat management areas, provided they meet the prescribed criteria, as described in **Table 2-2**. Because these criteria ensure that projects are either in unsuitable Greater Sage-Grouse habitat; do not result in direct, indirect, or cumulative impacts on Greater Sage-Grouse; or can be offset, with the exception of those needed for public health and safety, no new impacts on Greater Sage-Grouse and its habitat are anticipated above those analyzed in the 2015 Final EIS.

Adaptive management hard and soft triggers would be updated as summarized and described in **Table 2-2** and **Appendix D**. This update would ensure that the BLM is utilizing the best available data and decision support tools to guide management at the appropriate spatial scale. Impacts on Greater Sage-Grouse and its habitat would be beneficial as a result of this update to adaptive management triggers, providing the ability to detect declining populations and/or habitat and change management on the ground.

The State of Nevada adopted a mitigation standard of net benefit (net conservation gain). Consistent with the State approach, this standard would be retained in the Management Alignment Alternative (and the No-Action Alternative), with additional clarification regarding implementation provided in **Appendix F**. While this update would not change the mitigation standard, the improved coordination among state and federal partners, along with using consistent metrics for tracking changes in habitat quality and quantity over time, is anticipated to benefit the species through enhanced knowledge of baseline conditions and restoration/reclamation/mitigation effectiveness.

Beneficial impacts were identified for addressing seasonal timing restrictions and modifying indicators and their values in the Habitat Objectives table in the 2015 Final EIS, in coordination with the USGS, NDOW, CDFW, USFWS, and others as described in **Table 2-2**. The criteria established for modifying or removing seasonal timing restrictions ensure that these protections are still applied where applicable and allow for beneficial Greater Sage-Grouse projects (i.e., juniper and/or pinyon removal, riparian restoration projects,

AMERICAN OVERSIGHT
NV-DA-20-0615-A-004818

reseeding, etc.) to be implemented in an expedited manner. Modifying the Habitat Objectives would improve the efficiency of Greater Sage-Grouse habitat management by using the most current best available science to inform Greater Sage-Grouse habitat requirements.

SFAs would not be designated under this alternative and therefore not recommended for withdrawal from the Mining Law of 1872; however, they would still be managed according to their underlying Greater Sage-Grouse habitat management area and associated allocations and management decisions (e.g., PHMA). Impacts on Greater Sage-Grouse would be consistent with those described in 2015 because SFAs presented no additional conservation and management restrictions above PHMA with the exception of the mineral withdrawal recommendation discussed above. Given the subsequent information obtained through the 2016 Sagebrush Focal Area Withdrawal EIS's associated Mineral Potential Report and Socioeconomic Impacts Analysis (BLM 2016), the October 4, 2017, *Notice of Cancellation of Withdrawal Application and Withdrawal Proposal* explained that "the BLM determined the proposal to withdraw 10 million acres was unreasonable in light of the data that showed that mining affected less than 0.1 percent of Greater Sage-Grouse-occupied range."

4.5.3 Impacts of the Proposed Plan Amendment

Adopting the changes in the Proposed Plan Amendment would result in similar impacts and outcomes as described in section 4.5.2 for the Management Alignment Alternative. The Proposed Plan Amendment would remain consistent with both Nevada and California's overall objective to provide for the long-term conservation of Greater Sage-Grouse by protecting the habitat upon which the species depends. Despite minor differences between the actions described in the Proposed Plan Amendment and those analyzed in the 2015 Final EIS, the difference between the nature and type of impacts described would be negligible. These impacts are discussed in Section 4.4 of the 2015 Final EIS (BLM 2015). Alignment with the states' conservation and management strategies will improve coordination and opportunities for enhanced management.

Under the Proposed Plan Amendment, the adaptive management strategy would be slightly revised as summarized and described in **Table 2-2** and **Appendix D**. The adaptive management strategy presented in the Proposed Plan Amendment would be modified to align with the strategy approved by the State of Nevada's Sagebrush Ecosystem Council on July 17, 2018 and August 30, 2018. Habitat triggers have been replaced with a system of adaptive management warnings related to wildland fire, fire risk, anthropogenic and natural disturbances. If these warnings justify a response, this would be considered an adaptive management habitat trigger. Impacts on Greater Sage-Grouse and its habitat from this change to the adaptive management strategy would be beneficial, providing the ability to detect declining populations and/or habitat and change management on the ground with other Federal, state, and local partners. These new warnings will also allow BLM to assess the threats that are present and widespread across the Nevada and Northeastern California Sub-region, which are fire and the rapid spread of invasives.

[Mitigation analysis pending Department of the Interior direction]

The criteria established for modifying or removing seasonal timing restrictions has been slightly revised in the Proposed Plan Amendment through the addition of an exception to modify or waive seasonal timing restrictions to allow for priority routine administrative functions (consistent with the exceptions proposed for allocations). Prior to permitting this exception, BLM would still be required to coordinate with

AMERICAN OVERSIGHT
NV-DA-20-0615-A-004819

NDOW and CDFW to ensure the seasonal lifecycle periods that are necessary for the GRSG are protected, while still allowing these types of functions to occur in a timely manner. Due to the fact that it would be speculative to anticipate at the land use planning level how often and when this exception would be pursued on a project-by-project basis, impacts would be more appropriate at the project scale.

4.6 Impacts on Vegetation and Soils

4.6.1 Impacts of the No-Action Alternative with the Inclusion of SFAs (No-Action Alternative)

Under this alternative, 2,767,552 acres of Greater Sage-Grouse habitat management areas would be designated as SFAs, and would be recommended for withdrawal from the Mining Law of 1872 for 20 years, subject to valid existing rights. Under this alternative, less mining activity would be authorized (see **Table 4-3**, above), thus reducing the overall potential for disturbance associated with mining activities.

The reduction in overall disturbance would provide a positive benefit to vegetation and soils; however, because localized disturbance from mining activities requires reclamation and is only one factor affecting the extent and condition of vegetation and soils, the designation of SFAs is unlikely to result in a substantially different outcome for vegetation and soils as those described in Section 4.5.10 of the 2015 Final EIS.

4.6.2 Impacts of Management Alignment Alternative

Adopting the changes proposed in the Management Alignment Alternative would not substantially alter vegetation and soil resources because they would continue to be managed according to their underlying habitat management area and associated allocations and management decisions (e.g., PHMA). Despite minor differences between the actions described in this alternative and those analyzed in the 2015 Final EIS, the difference between the nature and type of impacts described would be negligible. These impacts are discussed in Section 4.5 of the 2015 Final EIS (BLM 2015).

The Management Alignment Alternative proposes to update the habitat management area boundaries for PHMA, GHMA, and OHMA to reflect the best available science, and outlines a process for periodically revising these boundaries in the future, as new data becomes available. The allocations associated with each habitat management area (**Table 2-2**) would be adjusted to match the newest habitat management area boundaries (Coates et al. 2016). The allocation exception process would be updated and standardized, as described in **Table 2-2**, to allow for the consideration of projects within habitat management areas, provided they meet prescribed criteria.

Adaptive management hard and soft triggers would be updated as summarized and described in **Table 2-2** and **Appendix D**. The mitigation standard (net conservation gain) would be retained in the Management Alignment Alternative (and the No-Action Alternative), with additional clarification regarding implementation provided in **Appendix F**. Seasonal timing restrictions and modifying habitat objectives would be addressed in coordination with the USGS, NDOW, CDFW, USFWS, and others as described in **Table 2-2**. SFAs would not be designated under this alternative and therefore not recommended for withdrawal from the Mining Law of 1872; however, they would still be managed according to their underlying habitat management area and associated allocations and management decisions (e.g., PHMA).

AMERICAN OVERSIGHT
NV-DA-20-0615-A-004820

4.6.3 Impacts of the Proposed Plan Amendment

Adopting the changes in the Proposed Plan Amendment would result in similar impacts to vegetation and soil resources as described in section 4.6.2 for the Management Alignment Alternative, except that under the Proposed Plan Amendment, the adaptive management strategy would be slightly revised as summarized and described in **Table 2-2** and **Appendix D**. Impacts on vegetation and soil resources from the slight modifications identified in **Appendix D** would be beneficial, providing the ability to address fire risk in a collaborative and expeditious manner, which will beneficially impact vegetation and soil resources. The proposed adaptive management warning system would allow BLM to assess the threats that are present and widespread across the Nevada and Northeastern California Sub-region, which are fire and the rapid spread of invasives.

[Mitigation analysis pending Department of the Interior direction]

The criteria established for modifying or removing seasonal timing restrictions has been slightly revised in the Proposed Plan Amendment through the addition of an exception to modify or waive seasonal timing restrictions to allow for priority routine administrative functions (consistent with the exceptions proposed for allocations). Due to the fact that it would be speculative to anticipate at the land use planning level how often and when this exception would be pursued on a project-by-project basis, impacts would be more appropriate at the project scale.

4.7 Impacts on Land Use and Realty

4.7.1 Impacts of the No-Action Alternative with the Inclusion of SFAs (No-Action Alternative)

The designation of SFAs would be specific to recommending lands for withdrawal from the Mining Law of 1872. Because this would not alter the underlying allocations for land use and realty associated with Greater Sage-Grouse habitat management areas, the nature and type of effects on land use and realty described in Section 4.13.10 of the Final EIS (BLM 2015) would be the same as under this alternative.

4.7.2 Impacts of Management Alignment Alternative

Adopting the changes proposed in the Management Alignment Alternative would result in slight boundary adjustments for where land use and realty allocations are applied. Given the relatively minor shift in PHMA (-0.5 percent) and GHMA (+0.5 percent), these changes would not result in discernible differences from the No-Action Alternative. The decrease in OHMA (-17 percent) would have negligible impacts on land use and realty, as no allocation decisions are tied to OHMA; therefore, the difference between the nature and type of impacts described would be negligible. These impacts are discussed in Section 4.13 of the 2015 Final EIS (BLM 2015).

The Management Alignment Alternative proposes to update the habitat management area boundaries for PHMA, GHMA, and OHMA to reflect the best available science, and outlines a process for periodically revising these boundaries in the future, as new data becomes available. The land use plan allocations associated with each habitat management area (**Table 2-2**) would be adjusted to match the newest habitat management area boundaries (Coates et al. 2016). The allocation exception process would be updated and standardized, as described in **Table 2-2**, to allow for the consideration of projects within habitat management areas, provided they meet the prescribed criteria.

AMERICAN OVERSIGHT
NV-DA-20-0615-A-004821

Adaptive management hard and soft triggers would be updated as summarized and described in **Table 2-2** and **Appendix D**. The mitigation standard (net conservation gain) would be retained in the Management Alignment Alternative (and the No-Action Alternative), with additional clarification regarding implementation provided in **Appendix F**. Seasonal timing restrictions and modifying habitat objectives would be addressed in coordination with the USGS, NDOW, CDFW, USFWS, and others as described in **Table 2-2**. SFAs would not be designated under this alternative and therefore not recommended for withdrawal from the Mining Law of 1872; however, they would still be managed according to their underlying habitat management area designation and associated allocations and management decisions (e.g., PHMA).

4.7.3 Impacts of the Proposed Plan Amendment

Adopting the changes in the Proposed Plan Amendment would result in similar impacts to land use and realty resources as described in section 4.7.2 for the Management Alignment Alternative. The slight adjustments made between the Management Alignment Alternative and the Proposed Plan Amendment regarding adaptive management and seasonal timing restrictions would have no measurable effects to the land use and realty program.

[Mitigation analysis pending Department of the Interior direction]

4.8 Impacts on Renewable Energy Resources

4.8.1 Impacts of the No-Action Alternative with the Inclusion of SFAs (No-Action Alternative)

The designation of SFAs would be specific to recommending lands for withdrawal from the Mining Law of 1872. Because this would not alter the underlying allocations for renewable energy resources associated with Greater Sage-Grouse habitat management areas, the nature and type of effects on renewable energy resources described in Section 4.14.10 of the Final EIS (BLM 2015) would be the same as under this alternative.

4.8.2 Impacts of Management Alignment Alternative

Adopting the changes proposed in the Management Alignment Alternative would result in slight boundary adjustments for where renewable energy allocations are applied. Given the relatively minor shift in PHMA (-0.5 percent) and GHMA (+0.5 percent), these changes would not result in discernible differences from the No-Action Alternative. The decrease in OHMA (-17 percent) would make additional areas available for solar development, but this is not expected to result in increased development proposals based on the reasonably foreseeable development scenarios discussed in the 2015 Final EIS.

Therefore, the difference between the nature and type of impacts described would not be discernable without specific, new applications or project proposals, regarding development in those areas. These impacts are discussed in Section 4.14 of the 2015 Final EIS (BLM 2015).

The Management Alignment Alternative proposes to update the habitat management area boundaries for PHMA, GHMA, and OHMA to reflect the best available science, and outlines a process for periodically revising these boundaries in the future, as new data becomes available. The land use plan allocations associated with each habitat management area (**Table 2-2**) would be adjusted to match the newest habitat management area boundaries (Coates et al. 2016). The allocation exception process would be updated

AMERICAN OVERSIGHT
NV-DA-20-0615-A-004822

and standardized, as described in **Table 2-2**, to allow for the consideration of projects within designated habitat management areas, provided they meet prescribed criteria.

Adaptive management hard and soft triggers would be updated as summarized and described in **Table 2-2** and **Appendix D**. The mitigation standard (net conservation gain) would be retained in the Management Alignment Alternative (and the No-Action Alternative), with additional clarification regarding implementation provided in **Appendix F**. Seasonal timing restrictions and modifying habitat objectives would be addressed in coordination with the USGS, NDOW, CDFW, USFWS, and others as described in **Table 2-2**. SFAs would not be designated under this alternative and therefore not recommended for withdrawal from the Mining Law of 1872; however, they would still be managed according to their underlying habitat management area designation and associated allocations and management decisions (e.g., PHMA).

4.8.3 Impacts of the Proposed Plan Amendment

Adopting the changes in the Proposed Plan Amendment would result in similar impacts to renewable energy resources as described in section 4.8.2 for the Management Alignment Alternative. The slight adjustments made between the Management Alignment Alternative and the Proposed Plan Amendment regarding adaptive management and seasonal timing restrictions would have no measurable effects to renewable energy resources.

[Mitigation analysis pending Department of the Interior direction]

4.9 Impacts on Minerals and Energy

4.9.1 Impacts of the No-Action Alternative with the Inclusion of SFAs (No-Action Alternative)

The nature and type of effects on leasable minerals (geothermal and oil and gas), salable minerals, and solid (nonenergy) leasable minerals as described in Section 4.15.10 of the Final EIS (BLM 2015) would be the same. The inclusion of SFAs would be specific to recommending lands for withdrawal from the Mining Law of 1872, which would not affect the land use allocations associated with leasable minerals.

The withdrawal of 2,767,552 acres of BLM-administered lands in Nevada from the Mining Law of 1872 for a period of 20 years would reduce the estimated number of future mines and exploration projects in the state (BLM 2016). Because this withdrawal would not apply to valid existing rights, the designation of SFAs is only expected to reduce the number of new mines from three down to one during the initial 20-year withdrawal. As identified in Table 4-7 of the Sagebrush Focal Areas Withdrawal Draft Environmental Impact Statement (BLM 2016), exploration projects would see a sharper decline with the inclusion of SFAs, dropping from an estimated 78 new projects down to 32 during the initial 20-year withdrawal.

When compared with the Management Alignment Alternative, which does not include SFAs, the withdrawal of 2,767, 552 acres to locatable minerals would reduce access and availability of geology and mineral resources in Nevada because the number of new mines would be reduced by 33 percent and the number of exploration projects would be reduced by 41 percent (BLM 2016). The reduction in mining activity would also result in socioeconomic impacts, which are discussed below in **Section 4.10.1**.

AMERICAN OVERSIGHT
NV-DA-20-0615-A-004823

4.9.2 Impacts of Management Alignment Alternative

Adopting the changes proposed in the Management Alignment Alternative would result in slight boundary adjustments for where minerals and energy allocations are applied. Given the relatively minor shift in PHMA (-0.5 percent) and GHMA (+0.5 percent), these changes would not result in discernible differences from the No-Action Alternative. The decrease in OHMA (-17 percent) would be negligible, as no allocation decisions are tied to OHMA; therefore, the difference between the nature and type of impacts described would be negligible. These impacts are discussed in Section 4.15 of the 2015 Final EIS (BLM 2015).

The Management Alignment Alternative proposes to update the Greater Sage-Grouse habitat management area boundaries for PHMA, GHMA, and OHMA to reflect the best available science, and outlines a process for periodically revising these boundaries in the future, as new data becomes available. The land use plan allocations associated with each habitat management area (**Table 2-2**) would be adjusted to match the newest habitat management area boundaries (Coates et al. 2016). The allocation exception process would be updated and standardized, as described in **Table 2-2**, to allow for the consideration of projects within Greater Sage-Grouse habitat management areas, provided they meet prescribed criteria.

Adaptive management hard and soft triggers would be updated as summarized and described in **Table 2-2** and **Appendix D**. The mitigation standard (net conservation gain) would be retained in the Management Alignment Alternative (and the No-Action Alternative), with additional clarification regarding implementation provided in **Appendix F**.

Seasonal timing restrictions and modifying habitat objectives would be addressed in coordination with the USGS, NDOW, CDFW, USFWS, and others as described in **Table 2-2**. SFAs would not be designated under this alternative and therefore not recommended for withdrawal from the Mining Law of 1872; however, they would still be managed according to their underlying habitat management area designation and associated allocations and management decisions (e.g., PHMA).

4.9.3 Impacts of the Proposed Plan Amendment

Adopting the changes in the Proposed Plan Amendment would result in similar impacts to minerals and energy resources as described in section 4.9.2 for the Management Alignment Alternative. The slight adjustments made between the Management Alignment Alternative and the Proposed Plan Amendment regarding adaptive management and seasonal timing restrictions would have no measurable effects to the minerals and energy program.

[Mitigation analysis pending Department of the Interior direction]

4.10 Impacts on Socioeconomics

4.10.1 Impacts of the No-Action Alternative with the Inclusion of SFAs (No-Action Alternative)

The withdrawal of 2,767,552 acres of BLM-administered lands in Nevada from the Mining Law of 1872 for a period of 20 years would have additional socioeconomic impacts beyond those described in Section 4.21 and 4.22 of the Final EIS (BLM 2015). Based on the RFD scenario presented in the 2016 Sagebrush Focal Area DEIS, withdrawal would lead to broad economic impacts on the national and international mining

AMERICAN OVERSIGHT
NV-DA-20-0615-A-004824

industry (BLM 2016). While extensive areas of BLM-administered lands in Nevada would remain open to mining, the mining industry could be adversely affected from having less potential locations to explore and develop.

The economic impacts in Nevada would differ considerably depending on whether the one new mine that was developed was a large gold/silver mine or a smaller barite mine. The best estimate is that future mines would support $133 million in annual output, 267 to 388 jobs, and between $20.5 and $35.7 million in annual labor income. Relative to the Management Alignment Alternative, which does not include SFAs, withdrawal would support between 414 to 739 fewer jobs in Nevada (primarily Elko, Humboldt, and Washoe Counties), and between $25.8 and $56.5 million less in annual labor income (BLM 2016).

SFA designation would also reduce the number of exploration projects from 78 to 32 based on RFD scenarios for Nevada. As a result, exploration expenditures would be expected to fall by approximately 41 percent (approximately $3.8 million, as opposed to $9.1 million; BLM 2016). The reduction in future mining operations could have tangible social impacts in Elko and Humboldt Counties. In particular, the potential reduction in future employment opportunities in the mining sector could lead to an increase in future unemployment and/or potential future out migration of some of the workers in that sector. Intangible social impacts from the SFA designation could be larger than the tangible social impacts, particularly outside of Elko and Humboldt Counties.

4.10.2 Impacts of Management Alignment Alternative

Adopting the changes proposed in the Management Alignment Alternative, and not recommending SFAs for withdrawal, could lead to a corresponding increase in populations and employment for the counties that would see new mine development. Within the analysis area, the projected economic impacts from operation of future mines would result in 801 jobs, a labor income of $62 million, and approximately $12 million in state/local tax revenue. With the exception of not including SFAs, the difference between the nature and type of impacts described would be negligible given the similarity of the proposed management actions. These impacts are discussed in Section 4.21 of the 2015 Final EIS (BLM 2015) and 4.3.6 of the 2016 SFA DEIS (BLM 2016).

The Management Alignment Alternative proposes to update the habitat management area boundaries for PHMA, GHMA, and OHMA to reflect the best available science, and outlines a process for periodically revising these boundaries in the future, as new data becomes available. The land use plan allocations associated with each habitat management area (**Table 2-2**) would be adjusted to match the newest habitat management area boundaries (Coates et al. 2016). The allocation exception process would be updated and standardized, as described in **Table 2-2**, to allow for the consideration of projects within Greater Sage-Grouse habitat management areas, provided they meet prescribed criteria.

Adaptive management hard and soft triggers would be updated as summarized and described in **Table 2-2** and **Appendix D**. The mitigation standard (net conservation gain) would be retained in the Management Alignment Alternative (and the No-Action Alternative), with additional clarification regarding implementation provided in **Appendix D** (Adaptive Management).

Seasonal timing restrictions and modifying habitat objectives would be addressed in coordination with the USGS, NDOW, CDFW, USFWS, and others as described in **Table 2-2**. SFAs would not be designated under this alternative and therefore not recommended for withdrawal from the Mining Law of 1872;

AMERICAN OVERSIGHT
NV-DA-20-0615-A-004825

however, they would still be managed according to their underlying habitat management area designation and associated allocations and management decisions (e.g., PHMA).

4.10.3 Impacts of the Proposed Plan Amendment

Adopting the changes in the Proposed Plan Amendment would result in similar impacts to socioeconomics across the sub-region as described in section 4.10.2 for the Management Alignment Alternative. The slight adjustments made between the Management Alignment Alternative and the Proposed Plan Amendment regarding adaptive management and seasonal timing restrictions would be beneficial to state and local economies, as state and local administrative functions (in consultation with NDOW and/or CDFW) may be permitted to move forward with shortened and/or waived seasonal timing restrictions, thus allowing these projects to occur in a more expeditious manner. In addition, threats to sage grouse habitat would be addressed in a more collaborative and expeditious manner based on the refinements outlined in the adaptive management strategy (Appendix D), which would benefit local economies that are impacted by threats such as fire and invasives.

[Mitigation analysis pending Department of the Interior direction]

4.11 Impacts on Livestock Grazing

4.11.1 Impacts of the No-Action Alternative with the Inclusion of SFAs (No-Action Alternative)

The designation of SFAs would be specific to recommending lands for withdrawal from the Mining Law of 1872. Because this would not alter the underlying allocations for livestock grazing associated with Greater Sage-Grouse habitat management areas, the nature and type of effects on livestock grazing described in Section 4.10.10 of the Final EIS (BLM 2015) would be the same as under this alternative.

4.11.2 Impacts of Management Alignment Alternative

Despite minor differences between the actions described in the Management Alignment Alternative and those analyzed in the 2015 Final EIS, the difference between the nature and type of impacts described would be negligible. These impacts are discussed in Section 4.10 of the 2015 Final EIS (BLM 2015).

The Management Alignment Alternative proposes to update the habitat management area boundaries for PHMA, GHMA, and OHMA to reflect the best available science, and outlines a process for periodically revising these boundaries in the future, as new data becomes available. The land use plan allocations associated with each habitat management area (**Table 2-2**) would be adjusted to match the newest habitat management area boundaries (Coates et al. 2016). The allocation exception process would be updated and standardized, as described in **Table 2-2**, to allow for the consideration of projects within designated habitat management areas, provided they meet prescribed criteria.

Adaptive management hard and soft triggers would be updated as summarized and described in **Table 2-2** and **Appendix D**. The mitigation standard (net conservation gain) would be retained in the Management Alignment Alternative (and the No-Action Alternative), with additional clarification regarding implementation provided in **Appendix F**.

Seasonal timing restrictions and modifying habitat objectives would be addressed in coordination with the USGS, NDOW, CDFW, USFWS, and others as described in **Table 2-2**. SFAs would not be designated

AMERICAN OVERSIGHT
NV-DA-20-0615-A-004826

under this alternative and therefore not recommended for withdrawal from the Mining Law of 1872; however, they would still be managed according to their underlying habitat management area designation and associated allocations and management decisions (e.g., PHMA).

4.11.3 Impacts of the Proposed Plan Amendment

Adopting the changes in the Proposed Plan Amendment would result in similar impacts to livestock grazing as described in section 4.11.2 for the Management Alignment Alternative. The slight adjustments made between the Management Alignment Alternative and the Proposed Plan Amendment regarding adaptive management and seasonal timing restrictions would have no measurable effects to the livestock grazing program.

[Mitigation analysis pending Department of the Interior direction]

4.12 Impacts on Comprehensive Travel Management

4.12.1 Impacts of the No-Action Alternative with the Inclusion of SFAs (No-Action Alternative)

The designation of SFAs would be specific to recommending lands for withdrawal from the Mining Law of 1872. Because this would not alter the underlying allocations for travel and transportation management associated with Greater Sage-Grouse habitat management areas, the nature and type of effects on travel and transportation management described in Section 4.12.10 of the Final EIS (BLM 2015) would be the same as under this alternative.

4.12.2 Impacts of Management Alignment Alternative

Adopting the changes proposed in the Management Alignment Alternative would result in slight boundary adjustments for where travel and transportation allocations are applied. Given the relatively minor shift in PHMA (-0.5 percent) and GHMA (+0.5 percent), these changes would not result in discernible differences from the No-Action Alternative. The decrease in OHMA (-17 percent) would have negligible impacts on Comprehensive Travel Management, as no allocation decisions are tied to OHMA; therefore, the difference between the nature and type of impacts described would be negligible. These impacts are discussed in Section 4.12 of the 2015 Final EIS (BLM 2015).

The Management Alignment Alternative proposes to update the habitat management area boundaries for PHMA, GHMA, and OHMA to reflect the best available science, and outlines a process for periodically revising these boundaries in the future, as new data becomes available. The land use plan allocations associated with each habitat management area (**Table 2-2**) would be adjusted to match the newest habitat management area boundaries (Coates et al. 2016). The allocation exception process would be updated and standardized, as described in **Table 2-2**, to allow for the consideration of projects within habitat management areas, provided they meet the prescribed criteria.

Adaptive management hard and soft triggers would be updated as summarized and described in **Table 2-2** and **Appendix D**. The mitigation standard (net conservation gain) would be retained in the Management Alignment Alternative (and the No-Action Alternative), with additional clarification regarding implementation provided in **Appendix F**. Seasonal timing restrictions and modifying habitat objectives would be addressed in coordination with the USGS, NDOW, CDFW, USFWS, and others as described in **Table 2-2**. SFAs would not be designated under this alternative and therefore not recommended for

AMERICAN OVERSIGHT
NV-DA-20-0615-A-004827

withdrawal from the Mining Law of 1872; however, they would still be managed according to their underlying habitat management area designation and associated allocations and management decisions (e.g., PHMA).

4.12.3 Impacts of the Proposed Plan Amendment

Adopting the changes in the Proposed Plan Amendment would result in similar impacts to comprehensive travel management as described in section 4.12.2 for the Management Alignment Alternative. The slight adjustments made between the Management Alignment Alternative and the Proposed Plan Amendment regarding adaptive management and seasonal timing restrictions would have no measurable effects to the comprehensive travel management program.

[Mitigation analysis pending Department of the Interior direction]

4.13 Cumulative Effects Analysis

This section presents the anticipated cumulative impacts on the environment that could occur from implementing the alternatives presented in **Chapter 2**. A cumulative impact is the impact on the environment that results from the incremental impact of the action, when added to other past, present, and reasonably foreseeable future actions, regardless of what agency (federal or nonfederal) or person undertakes such actions.

Cumulative impacts can result from individually minor, but collectively significant actions taking place over time. The cumulative impacts resulting from the implementation of the alternatives in this RMPA/EIS may be influenced by other actions, as well as activities and conditions on other public and private lands, including those beyond the planning area boundary. These include the concurrent Forest Service planning effort to amend land management plans for National Forests in Idaho, Montana, Nevada, Utah, Colorado, and Wyoming, which were previously amended in September 2015 to incorporate conservation measures to support the continued existence of the Greater Sage-Grouse. As a result, the sum of the effects of these incremental impacts involves determinations that often are complex, limited by the availability of information, and, to some degree, subjective.

This RMPA/EIS incorporates by reference the analysis in the 2015 Final EIS and the 2016 SFA Withdrawal Draft EIS, which comprehensively analyzed the cumulative impacts associated with these planning decisions under consideration in that process. The 2015 and 2016 EISs evaluated the cumulative impacts associated with the No-Action Alternative in this RMPA/EIS. The Management Alignment Alternative's effects are within the range of effects analyzed by the 2015 and 2016 EISs. The 2015 Final EIS is quite recent, and conditions in the Nevada and California Sub-region have not changed significantly based on, in part, the USGS science review (see **Chapter 3**), as well the BLM's review of additional past, present, and reasonably foreseeable actions in 2018. Conditions on public land have changed little since the 2015 Final EIS, and the projections that were made regarding reasonably foreseeable future actions remain reasonable. Additionally, changes that have occurred on a smaller level, like local wildfires, received prompt responses. Since the nature and context of the cumulative effects scenario has not appreciably changed since 2015, and the 2015 analysis covered the entire range of the Greater Sage-Grouse, the cumulative effects analysis in the 2015 Final EIS applies to this planning effort and provides a foundation for the BLM to identify any additional cumulative impacts.

AMERICAN OVERSIGHT
NV-DA-20-0615-A-004828

582 **Table 4-4** shows the resource and location of applicable cumulative effects analysis from 2015 Final EIS.
583 Unless otherwise addressed in this chapter, the cumulative effects of the alternatives analyzed in this Draft
584 RMPA/EIS are covered by the 2015 Final EIS and the 2016 SFA Withdrawal Draft EIS. This includes the
585 incremental impacts across the range of BLM- and Forest Service-administered lands being amended in
586 concurrent plan amendment efforts. See the 2015 Final EIS for additional information.

Table 4-4
Cumulative Effects Analysis Incorporated by Reference

Resource Topic	Location of Cumulative Effects Analysis and Updated Impacts Analysis
Greater Sage-Grouse	Chapter 5, Section 5.1 of the 2015 Final EIS and Chapter 4 of the 2016 SFA Withdrawal DEIS, Section 4.5.9. Additional information regarding Greater Sage-Grouse is included in Chapter 4, Section 4.5 of this RMPA/EIS.
Vegetation and Soils	Chapter 5, Section 5.4 of the 2015 Final EIS and Chapter 4 of the 2016 SFA Withdrawal DEIS, Section 4.4.9. Additional information regarding Vegetation and Soils is included in Chapter 4, Section 4.6 of this RMPA/EIS.
Land Use and Realty	Chapter 5, Section 5.12 of the 2015 Final EIS. Additional information regarding Land Use and Realty is included in Chapter 4, Section 4.7 of this RMPA/EIS.
Renewable Energy	Chapter 5, Section 5.13 of the 2015 Final EIS. Additional information regarding Renewable Energy is included in Chapter 4, Section 4.8 of this RMPA/EIS.
Minerals and Energy	Chapter 5, Section 5.14 of the 2015 Final EIS and Chapter 4 of the 2016 SFA Withdrawal DEIS, Section 4.2.9. Additional information regarding Minerals and Energy is included in Chapter 4, Section 4.9 of this RMPA/EIS.
Socioeconomics	Chapter 5, Section 5.19 of the 2015 Final EIS and Chapter 4 of the 2016 SFA Withdrawal DEIS, Section 4.3.13. Additional information regarding Socioeconomics is included in Chapter 4, Section 4.10 of this RMPA/EIS.
Livestock Grazing	Chapter 5, Section 5.9 of the 2015 Final EIS. Additional information regarding Livestock Grazing is included in Chapter 4, Section 4.11 of this RMPA/EIS.
Comprehensive Travel Management	Chapter 5, Section 5.11 of the 2015 Final EIS. Additional information regarding Comprehensive Travel Management is included in Chapter 4, Section 4.12 of this RMPA/EIS.

587

588 At the regional scale, WAFWA Greater Sage-Grouse management zones and responsible BLM offices
589 include I (Great Plains: BLM Montana and Wyoming), II (Wyoming Basins: BLM Wyoming, Colorado, and
590 Utah), III (Southern Great Basin: BLM Nevada, Northeastern California, and Utah), IV (Snake River Plain:
591 BLM Idaho, Oregon, Nevada, Colorado, Utah, and Montana), V (Northern Great Basin: BLM Oregon,
592 Northeastern California, and Nevada), VI (Columbia Basin: BLM Oregon), and VII (Colorado Plateau:
593 BLM Northwest Colorado and Utah). These zones are an important resource for Greater Sage-Grouse
594 management; and at a regional scale, the following projects are past, present, and reasonably foreseeable
595 that cumulatively effect one or more of the WAWFA management zones. For Nevada and northeastern
596 California, those actions in WAFWA Zones III, IV, and V, which overlap Utah, Idaho, Oregon, and
597 Colorado, would have the greatest potential to contribute to cumulative effects. Note that not all of the
598 projects listed for Utah, Idaho, Oregon, and Colorado are in WAFWA Zones III, IV, and V, and so may
599 not contribute to cumulative effects.

600 Further, the entire sum of past, present, and reasonably foreseeable actions listed below represent
601 cumulative effects across the range of Greater Sage-Grouse habitat and management areas. These
602 effects are important to consider for future management of the species as a whole and are not solely

AMERICAN OVERSIGHT
NV-DA-20-0615-A-004829

being analyzed at the local or state level. That is why all ongoing BLM RMPAs/EISs refer to every past, present, and reasonably foreseeable action across all states undergoing a plan amendment.

Wildland fire and invasive species remain the greatest threat to Greater Sage-Grouse in the Great Basin. Between 2008 and 2017, wildfires burned an average of 900,000 acres per year in Greater Sage-Grouse habitat management areas range-wide[1]; this is within the range of projected wildland fire analyzed in the 2015 Final EIS. The BLM has committed resources to habitat restoration and has treated 1.4 million acres of Greater Sage-Grouse habitat range-wide over the past 5 years.

The increased flexibility in these proposed amendments can allow for responsible development of other uses in Greater Sage-Grouse habitat and may reduce costs to proponents but is not expected to result in a large increase in development proposals on public land. Similarly, the increased protections from the 2015 Final EIS have not resulted in a large decrease in ROW applications or an increase in rejected applications; therefore, the changes proposed under the Management Alignment Alternative and Proposed Plan Amendment are not expected to result in large changes to the rate of development in Nevada and northeastern California or in its economy.

Some 350 species of plants and wildlife rely on sagebrush steppe ecosystems and coexist with Greater Sage-Grouse and may be similarly affected by development or disturbance; however, nothing in the considered alternatives would lessen the BLM's authority or responsibility to provide for the needs of special status species, as described in BLM Land Use Plans, Policies, and Laws, including Manual 6840, the Endangered Species Act, and FLPMA. Increased flexibility for other uses within Greater Sage-Grouse habitat does not necessarily increase potential impacts on other wildlife or plant species. Site-specific NEPA analysis including an evaluation of impacts on special status species is required for on-the-ground projects within the planning area.

In addition to the analysis in the 2015 Final EIS in **Table 4-5**, other anticipated incremental impacts are discussed below in association with planning issues being analyzed in this RMPA/EIS.

Under the Management Alignment Alternative and Proposed Plan Amendment, habitat management area boundaries would be adopted or revised to incorporate the best available science (Coates et al. 2016). Because the underlying HMA allocations put in place to conserve Greater Sage-Grouse would not change, and these updates reflect the most recent knowledge concerning Greater Sage-Grouse habitat use and distribution, there would be no appreciable additive impact from the implementation of this aspect on Greater Sage-Grouse or the resources/uses analyzed herein.

Similarly, no appreciable additive impacts are anticipated from updating the adaptive management process as described in the Management Alignment Alternative and Proposed Plan Amendment. This update would ensure that the BLM is utilizing the best available science and decision support tools to guide management at the appropriate spatial scale, thus improving the BLM's assessment and response to ever-changing conditions that could affect Greater Sage-Grouse populations and/or habitat. Because any specific response to tripping a hard or soft trigger would be based on the causal factors responsible,

[1]Removing 2012 and 2017, which were above-average wildland fire years, the 8-year average is approximately 500,000 acres burned per year.

AMERICAN OVERSIGHT
NV-DA-20-0615-A-004830

presuming a specific response to unknown future conditions would be speculative at best and not reasonably foreseeable.

Under the Management Alignment Alternative and Proposed Plan Amendment, the allocation exception process would be updated to simplify the various exemptions contained in the 2015 Final EIS. While the availability of exceptions to land use plan allocations attached to PHMA and GHMA could increase the possibility of leasing, permitting, or ground-disturbing activities within a given HMA, the established criteria would ensure that projects are either in unsuitable Greater Sage-Grouse habitat; do not result in direct, indirect, or cumulative impacts on Greater Sage-Grouse; or can be offset, with the exception of those needed for public health and safety. Therefore, there would be no appreciable additive impact from the implementation of this action on Greater Sage-Grouse or the resources/uses analyzed herein, as compared with the No-Action Alternative.

Under the Management Alignment Alternative and Proposed Plan Amendment, the recommendation to withdraw SFAs from location and entry under the Mining Law of 1872 would be removed, as the EIS process considering the withdrawal was cancelled on October 11, 2017. In its 2016 SFA Withdrawal EIS, the BLM quantified the possible adverse effects from locatable mineral exploration and mining on the approximately 10 million acres of SFAs proposed for withdrawal, finding that they would be limited to approximately 9,000 acres of surface disturbance over 20 years, with approximately 0.58 percent of Greater Sage-Grouse male birds affected per year. The other action alternatives evaluated in the 2016 SFA Withdrawal EIS similarly demonstrated minimal benefit of the proposed withdrawal to Greater Sage-Grouse and its habitat.[2] The cumulative effects of implementing the Management Alignment Alternative are as described in the 2016 SFA Withdrawal EIS, under the No-Action Alternative, in which SFAs are not carried forward.

Under the Management Alignment Alternative and Proposed Plan Amendment, language would be added to clarify how implementation-level decisions would be guided regarding mitigation, seasonal timing restrictions, and modifying habitat objectives to better align with state conservation plans and management strategies. As these updates did not result in any new identifiable direct or indirect impacts, there would be no appreciable additive impact from the implementation of this aspect on Greater Sage-Grouse or the resources/uses analyzed herein, as compared with the No-Action Alternative.

[Note to cooperators: Table 4-5 *Range-Wide Impacts from Past, Present, and Reasonably Foreseeable Actions* did not include any proposed changes between draft and final and will be placed into an appendix in the FEIS. Also, once the Range-Wide WAFWA Management Zone Cumulative Effects Analysis is completed it will be inserted here with referenced appendices for more information.]

[2]Importantly, mining operations that do occur are subject to regulation under the BLM's surface management regulations at 43 CFR Part 3809. These regulations ensure that operators comply with environmental standards in conducting exploration, mining, and reclamation. For example, the BLM must approve a plan of operations for locatable mining operations on public lands, which includes compliance with the National Environmental Policy Act, National Historic Preservation Act, and Endangered Species Act. Plans of operation must also include those measures to meet specific performance standards and to prevent unnecessary or undue degradation of the lands (43 CFR 3809.411).

AMERICAN OVERSIGHT
NV-DA-20-0615-A-004831

4.14 Irreversible and Irretrievable Commitment of Resources

Section 102(2)(C) of NEPA requires a discussion of any irreversible or irretrievable commitments of resources from an alternative, should it be implemented. An irreversible commitment of a resource is one that cannot be reversed, such as the extinction of a species or loss of a cultural resource site without proper documentation. An irretrievable commitment of a resource is one in which the resource or its use is lost for a period of time, such as extraction of oil and gas.

Should oil and gas deposits underlying Greater Sage-Grouse habitat be extracted, that oil and gas resource would be lost.

4.15 Unavoidable Adverse Impacts

Section 102(C) of the NEPA requires disclosure of any adverse environmental impacts that could not be avoided should the proposal be implemented. Unavoidable adverse impacts are those that remain following the implementation of mitigation measures, or impacts for which there are no mitigation measures. Some unavoidable adverse impacts happen from implementing the RMPA/EIS; others are a result of public use of BLM-administered lands in the planning area.

This section summarizes major unavoidable impacts discussions of the impacts of each management action (in the discussion of alternatives) and provides greater information on specific unavoidable impacts.

Surface-disturbing activities would result in unavoidable adverse impacts. Although these impacts would be mitigated to the extent possible, unavoidable damage would be inevitable under both the No-Action Alternative and the Management Alignment Alternative.

Impacts from permanent conversion of areas to other uses, such as transportation and mineral and energy development or OHV use, would be greater under the Management Alignment Alternative, but overall minimal for both alternatives. Both the No-Action Alternative and the Management Alignment Alternative would place restrictions on many types of development, which would most likely result in fewer visual intrusions and fewer instances of unavoidable wildlife habitat loss.

Wildlife, livestock, wild horses and burros, and other herbivores consume vegetation and affect soils through hoof action and possible compaction. When these impacts are kept at appropriate levels, natural processes such as plant growth and recovery, freeze-thaw periods, and microbial activity in the soil surface result in recovery from these impacts and maintain site stability and health. Vegetation treatments promoting recovery of Greater Sage-Grouse habitats would result in the destruction of the target species, be it annual grass, noxious weed, or encroachment of juniper. Some level of competition for forage between wildlife, livestock, and wild horses would occur. Instances of displacement, harassment, and injury to these species could also occur. Both the No-Action Alternative and the Management Alignment Alternative would place restrictions on development and surface-disturbing activities, which would minimize the likelihood of displacement, harassment, and/or injury.

Development of mineral resources and general use of the decision area would introduce additional ignition sources into the planning area, which would increase the probability of wildland fire and the need for its suppression. These activities, combined with continued fire suppression, would also affect the overall composition and structure of vegetation communities; this could increase the potential for high-intensity wildland fires. Restrictions on development under both alternatives would be expected to decrease the

AMERICAN OVERSIGHT
NV-DA-20-0615-A-004832

potential for ignitions in the decision area; however, impacts would be greater under the No-Action Alternative.

Numerous land use restrictions imposed throughout the decision area to protect Greater Sage-Grouse habitat and other important values, by their nature, affect the ability of operators, individuals, and groups who use the public lands to do so without limitations. Although attempts would be made to minimize these impacts, unavoidable adverse impacts could occur under the No-Action Alternative or the Management Alignment Alternative.

4.16 Relationship Between Local Short-Term Uses and Long-Term Productivity

Section 102(C) of NEPA requires a discussion of the relationship between local, short-term uses of human environment and the maintenance and enhancement of long-term productivity of resources. As described in the introduction to this chapter, short term is defined as anticipated to occur within the first 5 years of implementation of the activity and long term as lasting beyond 5 years to the end of or beyond the life of this RMPA/EIS.

Surface-disturbing activities, including transportation and utility corridor construction, and mineral resource development would result in the greatest potential for impacts on long-term productivity. Management prescriptions and required design features (RDFs) are intended to minimize the effect of short-term commitments and to reverse change over the long term. These prescriptions and the associated reduction of impacts would be greater under the No-Action Alternative for resources such as vegetation and wildlife habitat; however, some impacts on long-term productivity might occur, despite the prescriptions intended to reduce impacts on Greater Sage-Grouse and its habitat.

Rights of ways (ROWs) and short-term use of an area to foster energy and mineral development would result in long-term loss of soil productivity and vegetation diversity. Impacts would persist as long as surface disturbance and vegetation loss continue. In general, the loss of soil productivity would be directly at the point of disturbance; even so, long-term vegetation diversity and habitat value could be reduced due to fragmentation and the increased potential for invasive species to spread from the developments or disturbances. Both the No-Action Alternative and the Management Alignment Alternative would provide for long-term productivity through restrictive allocations that limit development in many areas and through the application of other restrictions on development, such as disturbance caps, RDFs, and other management prescriptions.

ROWs and the short-term use of Greater Sage-Grouse habitat for energy and mineral development could impair the long-term productivity of Greater Sage-Grouse and its habitat and that of other species. This would occur by displacing species from primary habitats and removing components of these habitats that might not be restored for 20 years or longer. These short-term uses could also affect the long-term sustainability of some special status species. The potential for these impacts, however, would be minimal under both the No-Action Alternative and the Management Alignment Alternative. The short-term resource uses associated with mineral development (oil and gas seismic exploration, natural gas test well drilling, and the noise associated with these activities) would have adverse impacts on the long-term productivity of Greater Sage-Grouse and its habitat. This would be the case if these resource uses were to infringe on Greater Sage-Grouse seasonal habitats such as nesting, brood-rearing, and winter habitats.

AMERICAN OVERSIGHT
NV-DA-20-0615-A-004833

751 These activities, though short-term individually, could have collective long-term impacts on Greater Sage-
752 Grouse and its habitat if they were to increase in the long term.

AMERICAN OVERSIGHT
NV-DA-20-0615-A-004834

Chapter 3. Affected Environment

3.1 Introduction

The purpose of this chapter is to describe the existing biological, physical, and socioeconomic characteristics of the planning area, including human uses that could be affected by implementing the alternatives described in **Chapter 2**. The affected environment provides the context for assessing potential impacts described in **Chapter 4**. The resource topics included in this chapter reflect those in **Table 1-2** as corresponding to an issue carried forward for detailed analysis in the 2015 Final EIS.

The geographic extent of this environmental analysis is the same as that in the 2015 Final EIS. The BLM acknowledges that there have been changes to the landscape since 2015; however, due to the scale of this analysis covering 45,359,000 acres of BLM-administered lands, data collected consistently across the range indicate that the extent of these changes to the landscape are relatively minimal. For example, BLM monitoring data collected and analyzed annually at the biologically significant unit (BSU) scale, as outlined in the Greater Sage-Grouse Monitoring Framework (Appendix D of the 2015 ROD/ARMPA), indicates that there has been a minimal overall increase in estimated disturbance of less than one percent from 2015 through 2017 of PHMA within BSUs. It is also important to note that consistent with the 2015 ARMPA, any discretionary actions contributing to anthropogenic disturbance were required to comply with the mitigation hierarchy of avoid, minimize, and compensate to achieve a net conservation gain.

Estimates of habitat management areas burned for 2016 and 2017 indicate a sharp increase in potential habitat availability loss during 2017, compared with previous fire seasons (**Sections 3.1.1** and **3.4**, below).

Actions since the 2015 Final EIS were authorized consistent with that document. The BLM would continue to implement the decisions in the 2015 Final EIS, unless those decisions are amended.

Acreage figures and other numbers were approximated using geographic information systems (GIS) technology; they do not reflect exact measurements or precise calculations.

3.1.1 Greater Sage-Grouse Literature, 2015–2018

As part of the consideration of whether to amend some, all, or none of the 2015 Greater Sage-Grouse land use plans, the BLM requested the USGS to inform the effort through the development of an annotated bibliography of Greater Sage-Grouse science published since January 2015 (Carter et al. 2018)[1] and a report that synthesized and outlined the potential management implications of this new science (Hanser et al. 2018).[2]

Following the 2015 plans, the scientific community has continued to improve the knowledge available to inform implementation of management actions and an overall understanding of Greater Sage-Grouse populations, their habitat requirements, and their response to human activity. The report discussed the science related to six major topics identified by USGS and BLM (summarized below), as follows:

- Multiscale habitat suitability (habitat objectives) and mapping tools

[1] Available online: https://doi.org/10.3133/ofr20181008
[2] Available online: https://doi.org/10.3133/ofr20181017

AMERICAN OVERSIGHT
NV-DA-20-0615-A-004835

- Discrete human activities
- Diffuse activities
- Fire and invasive species
- Restoration effectiveness
- Population estimation and genetics

Multiscale Habitat Suitability (Habitat Objectives) and Mapping Tools

Since the 1950s, biologists have worked to develop a set of site-scale vegetation indicators to inform habitat management, including the collection and analysis of Greater Sage-Grouse habitat use, nest success, and population trends relative to vegetation condition (Patterson 1952; Sveum et al. 1998a, 1998b; Connelly et al. 2000b; Holloran et al. 2005; Hagen et al. 2007; Kolada et al. 2009; Kaczor et al. 2011).

The existing state of knowledge for Greater Sage-Grouse habitat use at the site scale has been described and synthesized (Connelly et al. 2000, 2011; Hagen et al. 2007; Stiver et al. 2015). This information was included in the Habitat Objectives table in the 2015 Final EIS (BLM 2015). The science developed since 2015 largely corroborates the knowledge prior to 2015 regarding Greater Sage-Grouse habitat selection.

Improvements at the site scale facilitate a better understanding that indicates the potential need for a reevaluation of the existing habitat objective indicators and associated values (Hanser et al. 2018, p. 2). The BLM has completed a plan maintenance action whereby the agency has clarified its ability to modify the habitat objective indicator values based upon the best available local science.

Some of the science that was developed since 2015 that may require reevaluation and incorporation in the Habitat Objectives for Greater Sage-Grouse is the following:

The importance of mesic habitats for Greater Sage-Grouse brood-rearing identified in western Nevada, eastern California, and southeastern Oregon (Donnelly et al. 2016).

- Big and other sagebrush were important for Greater Sage-Grouse, but the species of sagebrush shrub usually varied across life stages within Nevada and northeastern California (Coates et al. 2016c). Additionally, this study found selection for upland mesic sites during the brood-rearing season and general avoidance of landscapes dominated by nonnative annual grass across all seasons (Coates et al. 2016c).
- Nesting and late brood-rearing microhabitat selection and linkages to survival were quantified in xeric and mesic regions of the Great Basin (primarily Nevada; Coates et al. 2017a). All vegetation measurements were phenologically corrected (Gibson et al. 2016a), and the authors found strong selection and positive survival for high horizontal cover and total shrub cover during nesting and late brood-rearing across all sites. Indicator values for grass height need to be examined to ensure they have not been derived from studies using vegetation data collected at different times for successful and unsuccessful nests without applying correction factors and are geographically appropriate. Results from this study also provide more targeted guidelines for Greater Sage-Grouse microhabitat in Nevada and California, compared with broader range-wide guidelines published previously (Connelly et al. 2000).

AMERICAN OVERSIGHT
NV-DA-20-0615-A-004836

- Adult females in areas impacted by wildfire 10 years prior tended to use other shrubs for nesting cover, suggesting that other shrub species might need to be considered in evaluations of fire-affected environments (Lockyer et al, 2015; Coates et al. 2017a).
- Hens and broods avoided pinyon-juniper by at least 68 meters in Nevada and California (Coates et al. 2016a).
- A model concluded hens and broods avoided edges with trees (conifers or willows) in late brood-rearing habitats (Westover et al. 2016).

The BLM has completed a plan maintenance action, whereby the agency has clarified its ability to modify the habitat objective indicator values based upon local, site-specific information.

Mapping Tools

Advances in modeling and mapping techniques at the range-wide scale can help inform broad-scale habitat assessment, allocations, and targeting of land management resources to benefit Greater Sage-Grouse conservation. The 2015 Final EIS included the 2014 version of the "Spatially explicit modeling of Greater Sage-Grouse (*Centrocercus urophasianus*) habitat in Nevada and northeastern California—A decision-support tool for management" (USGS Open-File Report 2014-1163) to delineate Greater Sage-Grouse habitat management areas within the planning area.

In 2016, the USGS updated the 2014 decision support tool, as follows:

- Adding radio and GPS telemetry locations from Greater Sage-Grouse monitored at multiple sites during 2014 to the original location dataset beginning in 1998;
- Integrating high resolution maps of sagebrush and pinyon and/or juniper cover;
- Modifying the spatial extent of the analyses to match newly available vegetation layers;
- Accounting for differences in habitat availability between mesic sagebrush steppe communities in the northern part of the study area and drier Great Basin sagebrush in southerly regions;
- Deriving updated land management categories and an updated index of Greater Sage-Grouse abundance and space-use;
- Masking urban footprints and major roadways out of the final map products.

Based on continued efforts to refine and improve Greater Sage-Grouse habitat mapping and incorporate the best available science, the BLM is considering adopting the updated 2016 spatially explicit model (USGS Open-File Report 2016-1080), which was adopted by the State of Nevada and recommended for adoption by the State of California. This was done to update delineations for Greater Sage-Grouse habitat management areas: PHMA, GHMA, and OHMA.

Discrete Anthropogenic Activities

The science developed since 2015 corroborates the knowledge prior to 2015 regarding the impact of discrete human activities on Greater Sage-Grouse. New science suggests that strategies to limit surface disturbance may be successful at limiting range-wide population declines, but they are not expected to reverse the declines, particularly where active oil and gas operations are present (Hanser et al. 2018, p. 2). This information may have relevance when considering the impact of changes to management actions designed to limit discrete disturbances.

AMERICAN OVERSIGHT
NV-DA-20-0615-A-004837

Diffuse Activities

The science developed since 2015 does not appreciably change the knowledge prior to 2015 regarding diffuse activities (e.g., livestock grazing, predation, hunting, wild horses and burros, fences, recreation); however, some study authors questioned current assumptions, provided refinements, or corroborated existing understanding. This information was considered when determining the scoping issues addressed in **Chapter 1**, **Section 1.5**.

Studies have shown that the effects of livestock grazing will vary with grazing intensity and season. Predation can be limiting to Greater Sage-Grouse populations in areas with overabundant predator numbers or degraded habitats. Application of predator control has potential short-term benefits in small, declining populations; however, reducing human subsidies may be necessary to generate long-term changes in raven numbers. This is because raven control has produced only short-term declines in local raven populations.

Refinements to the current hunting seasons used by state wildlife agencies may minimize potential effects on Greater Sage-Grouse populations, but none of the studies implicated current application of hunting seasons and timings as a plausible cause for Greater Sage-Grouse declines. Finally, no new insights into the effects of wild horses and burros, fence collision, or recreational activity on Greater Sage-Grouse have been developed (Hanser et al. 2018, p. 2).

Fire and Invasive Species

Science since 2015 indicates that wildfire will continue to threaten Greater Sage-Grouse through loss of available habitat, reductions in multiple vital rates, and declining population trends, especially in the western part of its range. The concepts of resilience after wildfire and resistance to invasion by nonnative annual grasses have been mapped across the sagebrush ecosystem using links to soil temperature and moisture regimes. These concepts inform restoration and management strategies and help prioritize application of Greater Sage-Grouse management resources (Hanser et al. 2018, p. 2).

Restoration Effectiveness

Since 2015, tools have been developed to help managers strategically place and design restoration treatments where they will have the greatest benefit for Greater Sage-Grouse. Conifer removal benefited Greater Sage-Grouse through increased female survival and nest and brood success.

Treatment methods and site potential can affect post-treatment vegetation characteristics. Sagebrush manipulation treatments seem to benefit Greater Sage-Grouse populations and brood-rearing habitat availability, but benefits may be limited to areas with high sagebrush cover at higher elevations and in mountain big sagebrush (*Artemisia tridentata vaseyana*) communities. Studies indicate that Greater Sage-Grouse populations did not benefit from, or were negatively affected by, prescribed fire and mechanical sagebrush removal treatments (Hanser et. al. 2018, p. 3). Restoration activities occur mainly at the implementation level, and the BLM maintains the flexibility to incorporate new tools in the agency's project planning for restoration actions.

Population Estimation and Genetics

The accuracy of estimating Greater Sage-Grouse populations has increased because of improved sampling procedures used to complete count surveys at leks and the development of correction factors for potential bias in lek count data. In addition, techniques to map Greater Sage-Grouse genetic structure at

AMERICAN OVERSIGHT
NV-DA-20-0615-A-004838

multiple spatial scales has also improved. This genetic data is used in statistical models to increase understanding of how landscape features and configuration affect gene flow. This understanding emphasizes the importance of maintaining connectivity between populations to ensure genetic diversity and distribution (Hanser et al. 2018, p. 3). New information continues to affirm the BLM's understanding that Greater Sage-Grouse is a species that selects for large, intact landscapes and habitat patches.

3.2 Resources Affected

Per **Chapter 1** (see **Section 1.5**), the following resources may have potentially significant effects based on the actions considered in **Chapter 2**. **Table 3-1**, below, provides the location of baseline information in the 2015 Final EIS, and, where applicable, additional information contained in the Sagebrush Focal Area Withdrawal EIS (BLM 2016).

Table 3-1
Affected Environment Incorporated by Reference

Resource Topic	Location of Baseline Information
Greater Sage-Grouse and its Habitat	Chapter 3, Section 3.2 (Greater Sage-Grouse and Greater Sage-Grouse Habitat), pages 3-3 to 3-41 (BLM 2015) Chapter 3, Section 3.7 (Wildlife and Special Status Animals, including Greater Sage-Grouse), pages 3-139 to 3-180 (BLM 2016)
Vegetation (Including Invasive and Exotic Species and Noxious Weeds)	Chapter 3, Section 3.3 (Vegetation (Including Invasive and Exotic Species and Noxious Weeds)), page 3-41 to 3-57 (BLM 2015) Chapter 3, Section 3.6 (Vegetation, Including Special Status Plants), page 3-128 to 3-138 (BLM 2016)
Livestock Grazing	Chapter 3, Section 3.8, page 3-93 to 3-101 Livestock Grazing (BLM 2015)
Land Use and Realty	Chapter 3, Section 3.11 (Land Use and Realty), page 3-110 to 3-121 (BLM 2015)
Renewable Energy	Chapter 3, Section 3.12 (Renewable Energy Resources), page 3-121 to 3-124 (BLM 2015)
Mineral Resources	Chapter 3, Section 3.13 (Mineral Resources), page 3-124 to 3-143 (BLM 2015) Chapter 3, Section 3.4 (Geology and Mineral Resources), page 3-2 to 3-8 (BLM 2016)
Socioeconomics	Chapter 3, Section 3.23 (Socioeconomics and Environmental Justice), page 3-193 to 3-231 (BLM 2015) Chapter 3, Section 3.5 (Social and Economic Conditions), page 3-9 to 3-127 (BLM 2016)
Comprehensive Travel Management	Chapter 3, section 3.10 (Comprehensive Travel and Transportation Management), page 3-104 to 3-110 (BLM 2015)

3.2.1 Resources Not Carried Forward for Analysis

The following resources and resource uses analyzed in the 2015 Final EIS were reviewed to determine if they could have potentially significant effects based on the actions considered in **Chapter 2**. Aligning BLM management with the State of Nevada's Conservation Plan and with the State of California's conservation strategies and incorporating new best available science and better balancing of multiple uses in regard to habitat management area mapping, adaptive management, mitigation, and seasonal timing restrictions would not substantially alter management direction or result in different outcomes. Because of this, no additional analysis was completed for the resources shown in **Table 3-2**, below; therefore, no new information on affected environment is provided.

AMERICAN OVERSIGHT
NV-DA-20-0615-A-004839

Table 3-2
Resources and Resource Uses Not Carried Forward for Analysis

Riparian Areas and Wetlands	Recreation
Fish, Wildlife, and Special Status Species	Visual Resources
Wild Horses and Burros	Special Designations
Water Resources	Soils
Lands with Wilderness Characteristics	Air Quality
Climate Change	

3.3 GREATER SAGE-GROUSE AND ITS HABITAT

The existing condition of Greater Sage-Grouse in the planning area is described in the 2015 Final EIS in Section 3.2; therefore, except as otherwise expressly indicated by new or updated information contained in this section, the affected environment for Greater Sage-Grouse described in the 2015 Final EIS is hereby incorporated by reference.

Since 2015, the BLM and Forest Service have been implementing the Greater Sage-Grouse conservation measures outlined in the 2015 Final EIS. In addition to working with partners, such as NDOW, CDFW, and USGS, to monitor the status of Greater Sage-Grouse populations in the planning area, the BLM has also been tracking human disturbance, wildland fire, and reclamation/restoration efforts in Greater Sage-Grouse habitat management areas.

3.3.1 Greater Sage-Grouse Population Status

Management Zones

The Nevada and Northeastern California sub-regional planning area includes Greater Sage-Grouse habitat and populations in three management zones (MZs), as delineated by Western Association of Fish and Wildlife Agencies (WAFWA). The boundaries of these MZs were delineated based on their ecological and biological attributes, rather than on arbitrary political boundaries (Stiver et al. 2006). Vegetation found in each management zone is similar, and Greater Sage-Grouse and its habitat in these areas are likely to respond similarly to environmental factors and management actions.

MZs in the Nevada and Northeastern California sub-region are as follows:

- MZ III—Southern Great Basin (includes Utah, Nevada, and California)
- MZ IV—Snake River Plain (includes Idaho, Utah, Nevada, and Oregon)
- MZ V—Northern Great Basin (includes Oregon, California, and Nevada)

These MZs and their aggregate populations and subpopulations in the Nevada and Northeastern California sub-region are described in Table 3-5 and Figure 3-3 of the 2015 Nevada and Northeastern California Land Use Plan Amendments and Final EIS (BLM 2015).

As of 2017, there were 717 leks classified as active and 341 leks classified as inactive, as shown in **Table 3-3**, below.

AMERICAN OVERSIGHT
NV-DA-20-0615-A-004840

Table 3-3
Leks in Population/Subpopulations

Population/ Subpopulation	Active	Inactive	Total
Management Zone III			
Central Nevada	185	83	269
Northwestern Interior Nevada	0	8	8
Quinn Canyon Range Nevada	N/A	N/A	N/A
Southeastern Nevada	132	22	154
Management Zone IV			
North-central Nevada	60	40	100
Northeastern Nevada	195	82	277
Management Zone V			
Klamath-Oregon/California	1	0	1
Lake Area Oregon-NE California/NW Nevada	99	84	183
South-central Oregon/North-central Nevada	39	22	61
Warm Springs Valley Nevada	6	0	6

Sources: NDOW, CDFW and WAFWA 2017

In a recent publication by USGS (Coates et al. 2017), data from monitored GSRG lek sites across Nevada and Northeastern California from 2000 to 2016 were used to estimate annual rates of change in Greater Sage-Grouse populations. As of 2016, populations across Nevada and Northeastern California have declined at an average rate of 3.86 percent annually over the last 17 years. This estimated rate of population decline corresponds to other estimates documented for Greater Sage-Grouse in the Great Basin (Garton et al. 2011; Coates et al. 2016).

Overall results indicate that localized fluctuations in lek attendance have occurred, but overall numbers of active and inactive leks have been relatively stable. Of all the MZs within the sub-region, MZ III had the most number of leks in decline.

3.4 Wildland Fire and Habitat Treatment

The wildland fire threat was discussed in the 2015 Final EIS (Section 3.2.3). From 2015 to 2017 there have been additional large-scale wildfires within the decision area (**Table 3-4**, below). These wildfires burned over 1.3 million acres HMAs. Approximately 358,000 acres in PHMA, 400,500 in GHMA and 373,000 in OHMA (. During that same time, approximately 175,546 acres in Greater Sage-Grouse habitat management areas have been treated to improve habitat for the species (see **Table 3-5** and **Table 3-6**).

Since the 2015 plan, more habitat in Greater Sage-Grouse habitat management areas has been lost to wildfire than has been gained through treatment; however, the BLM intends to implement more habitat improvements, per decisions in the 2015 Final EIS. Projects such as the Great Basin Ecosystem Strategy will further enhance the tools and priorities for implementing these activities. Under these projects, two programmatic EISs are being prepared for fuel breaks, fuels reduction, and rangeland restoration. See Wildland Fires, Section 3.7, from 2015 Final EIS for acres burned by decade.

AMERICAN OVERSIGHT
NV-DA-20-0615-A-004841

Table 3-4
Wildland Fire Statistics—Greater Sage-Grouse Habitat Acres Burned

State	2015	2016	2017
Nevada	12,233	215,073	967,324
California	16,176	5,145	88,551
Total	**28,409**	**220,218**	**1,055,875**

Source: Greater Sage-Grouse Habitat Data for Wildland Fire Management Decision Making and Reporting of Acres Burned; Information Bulletin No. FA IB-2017-009; Bureau of Land Management

221

Table 3-5
Acres of Greater Sage-Grouse Conservation Actions in Nevada

Year	Conifer Removal	Fuel breaks	Invasive Species Removal	Habitat Protection	Habitat Restoration	Total
2015	12,883	3,809	7,311	351	17,957	42,311
2016	19,785	6,655	10,956	644	14,753	52,793
2017[1]	40,386	4,455	2,265	12,561	1,378	61,045
Total	**73,054**	**14,919**	**20,532**	**13,556**	**34,088**	**156,149**

Source: National Fuels Reporting Operations Reporting System (NFPORS)

222

Table 3-6
Acres of Greater Sage-Grouse Conservation Actions in California

Year	Conifer Removal	Fuel breaks	Invasive Species Removal	Habitat Protection	Habitat Restoration	Total
2015	5,403	217	2,545	1,360	0	9,525
2016	2,735	0	1,643	1,653	0	6,031
2017[1]	5,769	0	1,802	2,260	0	9,831
Total	**13,907**	**217**	**5,990**	**5,273**	**0**	**25,387**

Source: NFPORS 2017

223

224 ## 3.5 HUMAN DISTURBANCE

225 Human disturbance was discussed in the 2015 Final EIS (Section 3.2.4, Regional Context [Infrastructure]).
226 The BLM tracked human disturbance in PHMA from 2015 to 2017, in accordance with the Nevada and
227 Northeastern California Greater Sage-Grouse Approved Resource Management Plan Amendment Record
228 of Decision, Management Decision, Special Status Species 2 (BLM 2015, pgs. 2-6 to 2-8).

229 Human disturbance has incrementally increased over the Nevada and Northeastern California sub-region,
230 with the greatest percentage increase of 0.12 and an average across all of the BSUs of 0.01 percent. The
231 level of human disturbance in the Butte/Buck/White Pine BSU decreased by 62 acres (0.01 percent) during
232 this time. It is also important to note that consistent with the 2015 ARMPA, any discretionary actions
233 contributing to anthropogenic disturbance were required to comply with the mitigation hierarchy of avoid,
234 minimize, and compensate to achieve a net conservation gain.

AMERICAN OVERSIGHT
NV-DA-20-0615-A-004842

3.6 SOCIOECONOMICS

Since 2015, socioeconomic conditions in Nevada have changed to some degree. Income from non-service industries has fallen slightly, while service industry jobs and income have increased at a steady rate.

Many industry sectors remained mostly steady from 2014 to 2016, the most recent year for which verified data are available. For example, earnings from the mining industry, including fossil fuels, grew by slightly more than 1 percent during that period. In contrast, earnings from government (which includes federal, military, state, and local government employment, as well as government enterprise) grew by 6.1 percent; earnings from the medical and social assistance industries grew by 11.5 percent, and earnings from the construction industry increased by more than 26 percent from 2014 to 2016. Construction has been in recovery, after falling by more than 63 percent from 2006 to 2013.

AMERICAN OVERSIGHT
NV-DA-20-0615-A-004843

246 This page intentionally left blank.

AMERICAN OVERSIGHT
NV-DA-20-0615-A-004844

Chapter 2. Proposed Plan Amendment and Alternatives

2.1 Introduction

This chapter describes the alternatives evaluated as a part of this RMPA/EIS. This RMPA/EIS analyzes in detail the No-Action Alternative, the Management Alignment Alternative (which was identified as the preferred alternative in the Draft RMPA/EIS), and the Proposed Plan Amendment**,** which represents the agencies' proposed management approach and reflects the best combination of decisions to achieve BLM goals and policies, meets the purpose and need, and addresses the key planning issues.

Components of Alternatives

Goals are broad statements of desired outcomes and are not quantifiable or measurable. Objectives are specific measurable desired conditions or outcomes intended to meet goals. Goals and objectives can vary across alternatives, resulting in different allowable uses and management actions for some resources and resource uses.

Management actions and allowable uses are designed to achieve goals and objectives. Management actions are measures that guide day-to-day and future activities. Allowable uses delineate uses that are permitted, restricted, or prohibited, and may include stipulations or restrictions. Allowable uses also identify lands where specific uses are excluded to protect resource values, or where certain lands are open or closed in response to legislative, regulatory, or policy requirements. Implementation decisions are site-specific actions and are typically not addressed in RMPs.

2.2 Alternatives Considered but Not Analyzed in Detail

2.2.1 Varying Constraints on Land Uses and Development Activities

During scoping, some commenters asked the BLM to consider additional constraints on land uses and ground-disturbing development activities to protect Greater Sage-Grouse habitat. These constraints are beyond those in the current management plan.[1] Other commenters, in contrast, asked the BLM to consider eliminating or reducing constraints on land uses, or incorporating other flexibilities into the BLM's implementation of RMPs, in addition to those issues that are already evaluated in the Management Alignment Alternative. The BLM considered every scoping comment and, where appropriate, incorporated these issues into the Management Alignment Alternative, following coordination with the States. Because the purpose and need for the BLM's action, building off of the 2015 ROD/ARMPA, is to enhance cooperation with the States by seeking to better align the BLM's RMPs with individual state plans and/or conservation measures, the BLM gave great weight to the States' identification of issues that warrant consideration in this planning effort.

[1]For example, this 2018 planning process, built upon the 2015 planning process, will continue to ensure that the BLM complies with its special status species policy, including the commitment to "implement measures to conserve [special status] species and their habitats…and promote their conservation and reduce the likelihood and need for such species to be listed pursuant to the ESA." (BLM Manual 6840, Special Status Species Management)

AMERICAN OVERSIGHT
NV-DA-20-0615-A-004845

This planning process does not revisit every issue that the BLM evaluated in 2015. Instead, the BLM now addresses refinements to the 2015 ROD/ARMPA decisions, consistent with the BLM's purpose and need for action. Accordingly, this RMPA/EIS has its foundation in the comprehensive 2015 Final EIS and ROD/ARMPA and incorporates those documents by reference—including the entire range of alternatives evaluated through the 2015 planning process:

- Alternative A would have retained the management goals, objectives, and direction specified in the BLM RMPs and the Forest Service land and resource management plans effective prior to the 2015 ROD/ARMPA.
- Alternative B was based on the conservation measures developed by the National Technical Team planning effort in Washington Office Instruction Memorandum (IM) 2012-044. As directed in the IM, the conservation measures developed by the National Technical Team must be considered and analyzed, as appropriate, through the land use planning process and NEPA by all BLM state and field offices that contain occupied Greater Sage-Grouse habitat. Most management actions included in Alternative B would have been applied to PHMA.
- Alternative C was based on a citizen groups' recommended alternative. This alternative emphasized improvement and protection of habitat for Greater Sage-Grouse and was applied to all occupied Greater Sage-Grouse habitat. Alternative C would have limited commodity development in areas of occupied GRSG habitat and would have closed or designated portions of the planning area to some land uses.
- Alternative D, which was identified as the Preferred Alternative, balanced opportunities to use and develop the planning area and protects Greater Sage-Grouse habitat based on scoping comments and input from cooperating agencies involved in the alternatives development process. Protective measures would have been applied to Greater Sage-Grouse habitat.
- Alternative E was the alternative provided by the State or Governor's offices for inclusion and analysis in the EISs. It incorporated guidance from specific state conservation strategies and emphasized management of Greater Sage-Grouse seasonal habitats and maintaining habitat connectivity to support population objectives.
- Alternative F was also based on a citizen group-recommended alternative. This alternative emphasized improvement and protection of habitat for Greater Sage-Grouse and defined different restrictions for PHMA and GHMA. Alternative F would have limited commodity development in areas of occupied Greater Sage-Grouse habitat and would have closed or designated portions of the planning area to some land uses.
- The Proposed LUPA incorporated guidance from specific State Conservation strategies, as well as additional management based on the National Technical Team recommendations. This alternative emphasized management of Greater Sage-Grouse seasonal habitats and maintaining habitat connectivity to support population objectives.

The BLM considered the entire range of alternatives from the 2015 Final EIS to identify issues meriting reconsideration, given the BLM's goal of enhancing alignment with state plans. In this manner, the BLM will continue to appropriately manage Greater Sage-Grouse and its habitat through this planning effort in tandem with the 2015 ROD/ARMPA.

Further, additional constraints on land uses or development without a documented need would not meet the purpose of SO 3353. The BLM did not discover new information that would indicate that it

AMERICAN OVERSIGHT
NV-DA-20-0615-A-004846

should increase the level of conservation, management, and protection to achieve its land use plan objective. As part of the consideration of whether to amend the 2015 Greater Sage-Grouse RMPs, the BLM requested the USGS to develop an annotated bibliography of Greater Sage-Grouse science published since January 2015 (Carter et al. 2018; see **Section 3.1**). In addition, SO 3353 directs the BLM to promote habitat conservation, while contributing to economic growth and energy independence. As analyzed in the 2015 Nevada and Northeastern California Proposed Land Use Plan Amendment and Final EIS, all of the previously analyzed alternatives, including one proposing constraints stricter than the current management plan, were predicted to result in a loss of development opportunities on public lands.

2.3 Description of Draft RMPA/EIS Alternatives

2.3.1 No-Action Alternative

Under the No-Action Alternative, the BLM would not amend the current RMPs amended by the Nevada and Northeastern California Greater Sage-Grouse Approved Resource Management Plan Amendment. Greater Sage-Grouse habitat would continue to be managed under current management direction. Goals and objectives for BLM-administered lands and federal mineral estate would not change. Allowable uses and restrictions would also remain the same, as they pertain to such activities as mineral leasing and development, recreation, lands and realty, and livestock grazing. This alternative also includes the designation of SFAs, which is analyzed in **Chapter 4**.

2.3.2 Management Alignment Alternative

This alternative was identified as the Preferred Alternative in the Draft RMPA/EIS and makes modifications to the No-Action Alternative to better align BLM management direction with the State of Nevada's Conservation Plan[2] and conservation strategies with the CDFW to reach a "combination of balanced and diverse resource uses," as required by FLPMA. This alternative was also developed in a collaborative process with cooperating agencies to support conservation outcomes for Greater Sage-Grouse.

The BLM continues to build upon the 2015 planning effort as envisioned in SO 3353 by collaborating with states and stakeholders to improve compatibility between federal management plans and other plans and programs at the state level, while ensuring consistency with the BLM's multiple use mission and protection of Greater Sage-Grouse habitat. This enhanced cooperation between the BLM and the States would lead to improved management and coordination with states across the range of Greater Sage-Grouse. These modifications include updating and making adjustments to habitat management area boundaries and including language that would allow the BLM to update, through plan maintenance, when appropriate, based on the most updated best available science and habitat data; removing SFA designations; incorporating new science into the adaptive management strategy and replacing predetermined hard trigger responses with a clear causal factor analysis process to determine the appropriate management responses and to address the decline in Greater Sage-Grouse populations and/or habitat; revising and simplifying an allocation exception process to allow for the consideration of projects within designated habitat management areas (see Table 2-1 Allocation Exceptions for more

[2] The process involved in developing the State of Nevada's Greater Sage-grouse Conservation Plan (as amended) is described in pages 5 through 7 of the State plan. The State Plan is part of the State of Nevada's Sagebrush Ecosystem Program and has been approved and amended through the State of Nevada's Sagebrush Ecosystem Council, which includes ex-officio members from the BLM, U.S. Forest Service, NRCS, and the USFWS.

AMERICAN OVERSIGHT
NV-DA-20-0615-A-004847

detail); solidifying the BLM's commitment to use the most current version of the State of Nevada's Habitat Quantification Tool to quantify impacts to GRSG and their habitat; and identifying that seasonal timing restrictions and modifying habitat objectives would be addressed in coordination with the Nevada Division of Wildlife (NDOW) and CDFW.

[Cooperators: discussion regarding mitigation will be placed here after direction from the Department of the Interior is provided to BLM Nevada regarding alignment with IM 2018-093: Compensatory Mitigation.]

Consistent with the Notice of Cancellation of the BLM's application to withdraw SFAs from locatable mineral entry (82 *Federal Register* 195, October 11, 2017, p. 47248), this alternative would also remove the recommendation for withdrawal. The effects of such action are included in **Chapter 4**.

2.4 Comparative Summary of Alternatives

Table 2-1 below provides a comparison between acres designated as PHMA, GHMA, and OHMA (managed by the BLM) between the No-Action Alternative and Management Alignment Alternative. The change in acres between these two alternatives is based on the BLM's consideration in the Management Alignment Alternative of new PHMA, GHMA, and OHMA boundaries, from the composite management categories contained within the USGS's Spatially Explicit Modeling of Annual and Seasonal Habitat for Greater Sage-Grouse (*Centrocercus urophasianus*) in Nevada and Northeastern California—an updated decision-support tool for management (Coates et al. 2016) and as adopted and modified by the State of Nevada on December 11, 2015.

Between the two alternatives, no allocation decisions, with the exception of the recommendation for withdrawal in SFAs, would change. Acres of PHMA, GHMA, and OHMA vary between alternatives.

Table 2-1
Comparative Summary of Alternatives

		No-Action Alternative	Management Alignment Alternative	Proposed Plan Amendment
Comparative Summary of Habitat Management Areas (Acres)				
PHMA (see Figures 2-1a and 2-1b [**Appendix A**])		9,309,800 acres (2,797,400 portion of PHMA that is designated as SFA)	9,265,800 acres	9,265,800 acres
GHMA (see Figures 2-1a and 2-1b)		5,720,700 acres	5,748,000 acres	5,748,000 acres
OHMA (see Figures 2-1a and 2-1b)		5,876,500 acres	4,868,900 acres	4,868,900 acres
Comparative Summary of Allocations				
Land Tenure (see Figures 2-12a and 2-12b)	Retain	PHMA, GHMA, OHMA	PHMA, GHMA, OHMA	PHMA, GHMA, OHMA
	Dispose	OHMA	OHMA	OHMA
Solar (see Figures 2-9a and 2-9b)	Open	—	—	—
	Avoidance	—	—	—
	Exclusion	PHMA, GHMA, OHMA	PHMA, GHMA, OHMA	PHMA, GHMA, OHMA
Wind (see Figures 2-8a and 2-8b)	Open	OHMA	OHMA	OHMA
	Avoidance	GHMA	GHMA	GHMA
	Exclusion	PHMA	PHMA	PHMA
	Open	OHMA, GHMA	OHMA, GHMA	OHMA, GHMA

AMERICAN OVERSIGHT
NV-DA-20-0615-A-004848

Table 2-1
Comparative Summary of Alternatives

		No-Action Alternative	Management Alignment Alternative	Proposed Plan Amendment
Minor ROWs (see Figures 2-11a and 2-11b)	Avoidance	PHMA	PHMA	PHMA
	Exclusion	—	—	—
Major ROWs (see Figures 2-10a and 2-10b)	Open	OHMA	OHMA	OHMA
	Avoidance	PHMA, GHMA	PHMA, GHMA	PHMA, GHMA
	Exclusion	—	—	—
Fluid Minerals (Oil, Gas, and Geothermal) (see Figures 2-4a and 2-4b)	Open with Standard Stipulations	OHMA	OHMA	OHMA
	Open with Minor Stipulations	GHMA	GHMA	GHMA
	Open with Major Stipulations	PHMA	PHMA	PHMA
Locatable Minerals (see Figures 2-5a and 2-5b)	Open	PHMA, GHMA, OHMA	PHMA, GHMA, OHMA	PHMA, GHMA, OHMA
	Recommended for Withdrawal	Portion of PHMA that is SFA is Recommend for Withdrawal	—	—
Salable Minerals (see Figures 2-6a and 2-6b)	Open	GHMA, OHMA	GHMA, OHMA	GHMA, OHMA
	Closed	PHMA	PHMA	PHMA
Non-Energy Leasable Minerals (see Figures 2-7a and 2-7b)	Open	GHMA, OHMA	GHMA, OHMA	GHMA, OHMA
	Closed	PHMA	PHMA	PHMA
Comprehensive Travel Management (see Figures 2-13a and 2-13b)	Open	OHMA	OHMA	OHMA
	Limited	PHMA, GHMA	PHMA, GHMA	PHMA, GHMA
	Closed	—	—	—
Livestock Grazing (see Figure 2-3a and 2-3b)	Available	PHMA, GHMA, OHMA	PHMA, GHMA, OHMA	PHMA, GHMA, OHMA
	Not Available	—	—	—

*Under the Management Alignment Alternative, site specific projects would not need to conform to these allocation decisions if they meet one of the criteria outlined under the "Allocation Exception Process" management direction.

AMERICAN OVERSIGHT
NV-DA-20-0615-A-004849

2.5 COMPARISON OF ALTERNATIVES

Table 2-2
Comparison of Alternatives

Topic	2015 ARMPA Decision Number	No-Action Alternative	Management Alignment Alternative	Proposed Plan Amendment
Issue: Modifying Habitat Management Area Designations • Need for adjusting habitat management areas so that they reflect the best available science based on continually evolving updates to habitat and use modeling (Coates et al. 2016) and are consistent with habitat management areas identified by the State of Nevada and recommended by CDFW. This would provide consistency in management across jurisdictions and to third parties operating on public and state or private lands in Nevada and Northeastern California. • Integration of flexibility into the plans to be able to adjust habitat management area designations (and their associated allocations) without the need for a plan amendment, based on the best available science. • Maintaining all habitat areas as identified in the ARMPA, including SFAs, which should be provided with the most protections.				
Update Management Areas to Incorporate Best Available Science which are the Management Categories Identified by the States	Appendix A (Maps)	PHMA, GHMA, and OHMA boundaries are based on the 2015 Approved Resource Management Plan Amendment HMA maps (See Appendix A: Maps). These boundaries were derived from USGS' *Spatially Explicit Modeling of Greater Sage-Grouse Habitat in Nevada and Northeastern California* (Coates et al. 2014) • Manage 9,309,800 acres as PHMA o Including 2,797,400 acres of PHMA as SFA • Manage 5,720,700 acres as GHMA • Manage 5,876,500 acres as OHMA	PHMA, GHMA, and OHMA boundaries are based on composite management categories contained within USGS's *Spatially Explicit Modeling of Annual and Seasonal Habitat for Greater Sage-Grouse (Centrocercus urophasianus)* in Nevada and Northeastern California—an updated decision-support tool for management (Coates et al. 2016), as adopted and modified by the State of Nevada on December 11, 2015 (see Appendix A: Maps). • Manage 9,265,800 acres as PHMA • Manage 5,748,000 acres as GHMA • Manage 4,868,900 acres as OHMA BLM recognizes that landscape level mapping may not accurately reflect on-the-ground conditions. Therefore, the habitat management area designations (**Figure 2-1b**) do not constitute a land use plan decision but rather a landscape	PHMA, GHMA, and OHMA boundaries are based on composite management categories contained within USGS's *Spatially Explicit Modeling of Annual and Seasonal Habitat for Greater Sage-Grouse (Centrocercus urophasianus)* in Nevada and Northeastern California—an updated decision-support tool for management (Coates et al. 2016), as adopted and modified by the State of Nevada on December 11, 2015 (see Appendix A: Maps). • Manage 9,265,800 acres as PHMA • Manage 5,748,000 acres as GHMA • Manage 4,868,900 acres as OHMA BLM recognizes that landscape level mapping may not accurately reflect on-the-ground conditions. Therefore, the habitat management area designations (**Figure 2-1b**) do not constitute a land use plan decision but rather a landscape

AMERICAN OVERSIGHT

NV-DA-20-0615-A-004850

Table 2-2
Comparison of Alternatives

Topic	2015 ARMPA Decision Number	No-Action Alternative	Management Alignment Alternative	Proposed Plan Amendment
			level reference of relative habitat suitability. When a proposed project is thought to be in an area that is unsuitable for Greater Sage-Grouse within PHMA, GHMA, and/or OHMA, habitat assessments of the project site and its surrounding areas would be conducted by a qualified biologist with Greater Sage-Grouse experience using BLM-approved methods based on Stiver et al. 2015 and compliant with current BLM Policy, to identify suitable, marginal, or unsuitable Greater Sage-Grouse habitats at multiple scales. This habitat assessment process would then inform criteria (i) under *Issue: Allocation Exception Process, Management Alignment Alternative*. The BLM would track all on-the-ground assessments and would share this information with USGS and the States of Nevada and California to consider when they begin refining the habitat management maps in the future.	level reference of relative habitat suitability. When a proposed project is thought to be in an area that is unsuitable for Greater Sage-Grouse within PHMA, GHMA, and/or OHMA, habitat assessments of the project site and its surrounding areas would be conducted by a qualified biologist with Greater Sage-Grouse experience using BLM-approved methods such as Stiver et al. 2015 and compliant with current BLM Policy, to identify suitable, marginal, or unsuitable Greater Sage-Grouse habitats at multiple scales. This habitat assessment process would then inform criteria (i) under *Issue: Allocation Exception Process, Management Alignment Alternative and Proposed Plan Amendment*. The BLM would track all on-the-ground assessments and would share this information with USGS and the States of Nevada and California to consider when they begin refining the habitat management maps in the future.
Habitat management area designations flexibility	MD SSS 17	As site-specific Greater Sage-Grouse data (habitat assessments, lek counts, telemetry, etc.) is collected, the information will be included into future modeling efforts using the "Spatially Explicit Modeling of Greater Sage-	Consistent with the State of Nevada's Greater Sage-Grouse Conservation Plan (2014, as amended) and CDFW's management recommendations, the habitat management mapping process would be reviewed and refined every 3	Consistent with the State of Nevada's Greater Sage-Grouse Conservation Plan (2014, as amended) and CDFW's management recommendations, the habitat management mapping process would be reviewed and refined every 3

AMERICAN OVERSIGHT

Table 2-2
Comparison of Alternatives

Topic	2015 ARMPA Decision Number	No-Action Alternative	Management Alignment Alternative	Proposed Plan Amendment
		Grouse Habitat in Nevada and Northeastern California" (Coates et al. 2014) to reflect the most up-to-date spatial representation of Greater Sage-Grouse habitat categories. Through plan maintenance or plan amendment/revision, as appropriate, and in consultation with the Nevada Department of Wildlife and USFWS, based on the best scientific information, the updated modeling efforts may be adopted and appropriate allocation decisions and management actions will be applied to PHMA, GHMA, and OHMA. Future modeling efforts to incorporate site-specific Greater Sage-Grouse data will utilize the same modeling methods (as described under Methods and Results in Coates et al. 2014) used to develop the current Nevada and Northeastern California Subregions' Greater Sage-Grouse habitat management categories. The addition of site-specific Greater Sage-Grouse data will allow for the refinement of the spatial representation	to 5 years, or when new data are incorporated in the model. New or improved spatial data (e.g., additional Greater Sage-Grouse telemetry data, updated or improved vegetation community data) would be incorporated during the refinement process. The review and refinement process would be scientifically based and would include review and input from the Sagebrush Ecosystem Technical Team (SETT), NDOW, BLM, USFS, and USFWS. For refinements in California, this process would also include CDFW. Other stakeholders would be encouraged to participate in the process by submitting relevant information to the listed agencies. The USGS habitat suitability modeling processes (Coates et al. 2016) would be the basis for future refinements. As these habitat management categories are adjusted and approved by the States of Nevada and California, adjustments to PHMA, GHMA, and/or OHMA boundaries (along with the existing allocation decisions and management actions tied to these areas) would be	to 5 years, or when new data are incorporated in the model. New or improved spatial data (e.g., additional Greater Sage-Grouse telemetry data, updated or improved vegetation community data) would be incorporated during the refinement process. The review and refinement process would be scientifically based and would include review and input from the Sagebrush Ecosystem Technical Team (SETT), NDOW, BLM, USFS, USFWS, and local agencies as appropriate. For refinements in California, this process would also include CDFW. Other stakeholders would be encouraged to participate in the process by submitting relevant information to the listed agencies. The USGS habitat suitability modeling processes (Coates et al. 2016) would be the basis for future refinements, which may include results of BLM habitat suitability determinations shared with USGS for their consideration. As these habitat management categories are adjusted and approved by the States of Nevada[3] and California, adjustments to

[3] The State of Nevada's Greater Sage-Grouse Conservation Plan (2014, as amended) refers to Sage-grouse Management Areas (SGMA) as the spatial extent of sage grouse management in Nevada. For the State of Nevada, the purpose of the SGMA is to only trigger consultation with the SETT in regards to the use of the State's Conservation Credit System. BLM Nevada's Habitat Management Areas are not equivalent to the SGMAs, but rather, are equivalent to the State of Nevada's "Management Categories," which are displayed on Figure 4 of the State Plan. For the State of Nevada, the approval of new iterations of their

AMERICAN OVERSIGHT

NV-DA-20-0615-A-004852

Table 2-2
Comparison of Alternatives

Topic	2015 ARMPA Decision Number	No-Action Alternative	Management Alignment Alternative	Proposed Plan Amendment
		of the Greater Sage-Grouse habitat management categories.	made by the BLM through plan maintenance.	BLM's PHMA, GHMA, and/or OHMA boundaries (along with the existing allocation decisions and management actions tied to these areas) would be made by the BLM through plan maintenance or amendment, as appropriate.
Issue: Removing Sagebrush Focal Area Designations • Ensure it is clear the SFA mineral withdrawal has been cancelled and the justified reasoning for this cancellation. Is SFA designation relevant in absence of a mineral withdrawal? o Analyze the inclusion and removal of SFAs, in response to the March 31, 2017, United States District Court for the District of Nevada court order. • Is this habitat designation needed to adequately maintain conservation of Greater Sage-Grouse habitat?				
SFA	MD SSS 5 Objective Veg 1 MD Fire 2 Objective Fire 2-4 MD Fire 11-12 MD LG 2 MD LG 3 MD LG 4 MD LG 11 MD WHB 3 through 7 MD MR 3 MD MR 4a	Designate 2,797,400 acres as SFA. SFA will be managed as PHMAs, with the following additional management: • Recommended for withdrawal from the General Mining Act of 1872, subject to valid existing rights • Managed as NSO, without waiver, exception, or modification, for fluid mineral leasing • Prioritized for vegetation management and conservation actions in these areas, including, but not limited to land health assessments, wild horse and burro management actions,	No similar action (no areas would be managed as SFA). Lands previously identified as SFA would be managed according to their underlying habitat management area designation (PHMA, GHMA, or OHMA, as identified under this alternative).	Same as Management Alignment Alternative.

management categories are approved through the State's Sagebrush Ecosystem Council (SEC). SEC meetings are open to the public and are subject to the State of Nevada's open meeting laws.

NV-DA-20-0615-A-004853
AMERICAN OVERSIGHT

Table 2-2
Comparison of Alternatives

Topic	2015 ARMPA Decision Number	No-Action Alternative	Management Alignment Alternative	Proposed Plan Amendment
	MD MR 16 MD LR 24 MD MIT 2	review of livestock grazing permits/leases, and habitat restoration.		
Issue: Adaptive Management • Ensure federal, state, and local partners are part of the causal factor analysis process. • Lack of flexibility with implementing and removing hard trigger adaptive management responses. • Better alignment with Department of Interior guidance on implementation of the Adaptive Management Process. • Incorporate best available science including local data and information into the adaptive management strategy. • Utilize collaborative processes with stakeholders, appropriate state and local agencies, and authorized land users when developing and implementing management responses to any trigger met or surpassed.				
Adaptive Management	MD SSS 18 MD SSS 19 MD SSS 20 MD SSS 21 MD SSS 24 Appendix J	A biologically significant unit (see Appendix A; Figure 2-2) that has hit a soft trigger due to vegetation disturbance will be a priority for restoration treatments consistent with Fire and Invasives Assessment Tool (FIAT) (Appendix J). If a soft trigger is reached, the BLM will identify the causal factor and apply additional project-level adaptive management and/or mitigation measures contained in the authorization (and for future similar authorizations), to alleviate the specific or presumptive causes in the decline of Greater Sage-Grouse populations or its habitats and include the following: The adjustment in management would be based on the causal factor and would affect only the area being impacted in the lek cluster or other appropriate scale (e.g., BSU)	The revised soft and hard population triggers (signals) and new BSU and lek cluster boundaries were derived from USGS's *Hierarchical Population Monitoring of Greater Sage-Grouse (*Centrocercus urophasianus*) in Nevada and California—Identifying Populations for Management at the Appropriate Spatial Scale: U.S. Geological Survey Open-File Report 2017–1089*. These triggers (signals), BSU boundaries, and lek cluster boundaries can be found in Appendix D. The State of Nevada is currently in the process of incorporating the adaptive management strategy within the State of Nevada's Conservation Plan. BLM would consider alignment with the State's strategy when it is completed. Implement the Adaptive Management Strategy (Appendix D). Soft and hard trigger responses would be removed when the criteria for recovery have been	The revised soft and hard population triggers (signals) and new BSU and lek cluster boundaries were derived from USGS's *Hierarchical Population Monitoring of Greater Sage-Grouse (*Centrocercus urophasianus*) in Nevada and California—Identifying Populations for Management at the Appropriate Spatial Scale: U.S. Geological Survey Open-File Report 2017–1089*. These triggers (signals), BSU boundaries, and lek cluster boundaries can be found in Appendix D. Implement the Adaptive Management Strategy (Appendix D). Soft and hard trigger responses would be removed when the criteria for recovery have been met (see Appendix D - Longevity of Responses). Removal of the soft and hard trigger responses returns management direction in the affected lek cluster and/or BSU to the management directions that are in force within those

NV-DA-20-0615-A-004854
AMERICAN OVERSIGHT

Table 2-2
Comparison of Alternatives

Topic	2015 ARMPA Decision Number	No-Action Alternative	Management Alignment Alternative	Proposed Plan Amendment
		• Greater Sage-Grouse populations and habitat would continue to be monitored annually. • If the causal factor were not readily discernable, then an interdisciplinary team, including the BLM, Forest Service (as applicable), and state wildlife agency representatives, would identify the appropriate mitigation or adjusted management actions in a timely manner Once a hard trigger has been reached, all responses in Table J-1 and Table J-2 in Appendix J will be implemented. This includes where soft triggers have been reached for both population and habitat. When a hard trigger is hit in a Priority Area for Conservation (PAC) that has multiple BSUs, including those that cross state lines, the WAFWA Management Zone Greater Sage-Grouse Conservation Team will convene to determine the cause, will put project level responses in place, as appropriate, and will discuss further appropriate actions to be applied. The team will also investigate the status of the hard triggers in other BSUs in the PAC and will invoke the appropriate plan response. Adopting any further	met (see Appendix D - Longevity of Responses). Removal of the soft and hard trigger responses returns management direction in the affected lek cluster and/or BSU to the management directions that are in force within those lek clusters and/or BSUs that have not tripped a trigger.	lek clusters and/or BSUs that have not tripped a trigger.

AMERICAN OVERSIGHT

NV-DA-20-0615-A-004855

Table 2-2
Comparison of Alternatives

Topic	2015 ARMPA Decision Number	No-Action Alternative	Management Alignment Alternative	Proposed Plan Amendment
		actions at the plan level may require initiating a plan amendment process. The hard and soft trigger data will be analyzed as soon as it becomes available after the signing of the ROD and then at a minimum, analyzed annually thereafter.		
Issue: Mitigation • Alignment with the State of Nevada's mitigation strategy to the greatest extent possible. • Provide consistency in application of mitigation, quantification and tracking of mitigation actions.				
Mitigation	MD MIT 1 MD MIT 2 Appendix F Appendix N	In PHMA, in undertaking BLM management actions, and consistent with valid existing rights and applicable law, in authorizing third-party actions that result in habitat loss and degradation, the BLM will require and ensure mitigation that provides a net conservation gain to the species, including accounting for any uncertainty associated with the effectiveness of such mitigation. The project/activity with associated mitigation (such as the use of the State of Nevada Conservation Credit System) will result in an overall net conservation gain to Greater Sage-Grouse (see **Appendix F**). In GHMAs, in undertaking BLM management actions, and consistent with valid existing rights and applicable law, in authorizing third-party actions	Same as the No-Action Alternative, except Appendix F, Mitigation Strategy, would be updated to include the following clarifying language and concepts: When authorizing third-party actions, the BLM would apply the mitigation hierarchy as described in the CEQ regulations at 40 CFR 1508.20 and in the State of Nevada's Greater Sage-Grouse Conservation Plan, Section 3.1.2 (2014), which is to "avoid, minimize, and compensate," for impacts on Greater Sage-Grouse and its habitat. BLM would consult with the SETT and other state agencies when implementing the avoid, minimize, and mitigate process. The State of Nevada adopted a mitigation standard of net benefit (net conservation gain). Consistent with the State approach, this standard would be	[Cooperators: proposed management action regarding mitigation will be placed here after direction from the Department of the Interior is provided to BLM Nevada regarding alignment with IM 2018-093: Compensatory Mitigation.]

AMERICAN OVERSIGHT

Table 2-2
Comparison of Alternatives

Topic	2015 ARMPA Decision Number	No-Action Alternative	Management Alignment Alternative	Proposed Plan Amendment
		that result in habitat loss and degradation, the BLM will require and ensure mitigation that provides a net conservation gain to the species, including accounting for any uncertainty associated with the effectiveness of such mitigation. The project/activity with associated mitigation (such as the use of the State of Nevada Conservation Credit System) in GHMAs will result in an overall net conservation gain to Greater Sage-Grouse (see Appendix F, Regional Mitigation Strategy). In Nevada only, the BLM will consult with the SETT for application of the "avoid, minimize, and compensate" mitigation strategy and the Conservation Credit System developed by the Nevada Department of Conservation and Natural Resources (2014a, 2014b) or other applicable mitigation system such as outlined in Appendix I. This will be to ensure that a net conservation gain of Greater Sage-Grouse habitat is achieved in mitigating human disturbances in PHMAs and GHMAs (see Appendix F) on all agency-authorized activities. The specifics of the coordination will be identified in an Memorandum of Understanding between the agencies.	retained in the Management Alignment Alternative. In Nevada only, when authorizing third-party actions that would result in direct, indirect, or cumulative impacts on Greater Sage-Grouse or their habitat, the BLM would require those impacts to be quantified using the State of Nevada's Habitat Quantification Tool (HQT) to ensure consistency in tracking/reporting changes to habitat quality and quantity. When adverse impacts on Greater Sage-Grouse and its habitat remain after avoidance and minimization, mitigation would be considered subject to the federal regulations governing the authorization and valid existing rights. When it is determined that an activity requires compensatory mitigation, or a proponent voluntarily offers to conduct compensatory mitigation, the BLM would coordinate with the SETT regarding use of the Conservation Credit System and/or evaluation of other proponent-developed mitigation options. Evaluation of mitigation options would be assessed using the HQT to ensure net benefit (net conservation gain) and that impacts calculated using the HQT would be mitigated with the equivalent number of functional acres regardless of mitigation method.	

AMERICAN OVERSIGHT

Table 2-2
Comparison of Alternatives

Topic	2015 ARMPA Decision Number	No-Action Alternative	Management Alignment Alternative	Proposed Plan Amendment
		Subject to valid existing rights and applicable law, authorize locatable mineral development activity, by approving plans of operation and apply mitigation and best management practices that minimize the loss of PHMAs and GHMAs or that enhance Greater Sage-Grouse habitat by applying the "avoid, minimize and compensatory mitigation" process through an applicable mitigation system, such as the Nevada Conservation Credit System and the Barrick Nevada Sage-Grouse Bank Enabling Agreement (March 2015). In Nevada, coordinate with the SETT on the application of a compensatory mitigation program, such as the Nevada Conservation Credit System (Appendix N) for mitigating activities that result in habitat loss and degradation of Greater Sage-Grouse habitat in Nevada, where the application of compensatory mitigation will occur on or the credit will be applied to disturbance on BLM-administered lands. Identify compensatory mitigation areas in PHMAs and GHMAs with the potential to achieve Greater Sage-Grouse habitat objectives (Habitat Objectives table in the 2015 Final EIS), in accordance with FIAT, the SFA		

AMERICAN OVERSIGHT

NV-DA-20-0615-A-004858

Table 2-2
Comparison of Alternatives

Topic	2015 ARMPA Decision Number	No-Action Alternative	Management Alignment Alternative	Proposed Plan Amendment
		prioritization, and the State of Nevada Strategic Action Plan.		
Issue: Allocation Exception Process • Clarify and make consistent the various exception allocation processes. • Verify use of landscape-scale mapping of PHMA, GHMA, and OHMA in regards to the application of allocations and stipulations. • Address restrictions on actions related to public health and safety, existing infrastructure, and administrative functions that serve a public purpose. • Address inconsistencies with existing federal legislation and Approved Resource Management Plans that include land tenure adjustments, including, but not limited to: disposals, exchanges, transfers and Recreation and Public Purpose actions.				
Allocation Exception Process	MD MR 4a MD MR 3 MD MR 21 MD RE 4 MD LR 21 MD REC 3 Appendix G	(Geothermal) For BLM land in the State of Nevada only, in the portions of the PHMAs outside of SFA, geothermal projects may be considered for authorization if all of the following conditions are met: • A team comprised of BLM, USFWS, and NDOW specialists advises the BLM State Director on appropriate mitigation measures for the project and its ancillary facilities, including lek buffer distances using the best available science; • Mitigation actions are consistent with this Plan's mitigation strategy such as the Nevada Conservation Credit System, and • The footprint of the project is consistent with the disturbance management protocols identified in this plan (see MD SSS 2 and Appendix E)	In PHMA and GHMA, the State Director may grant an exception to the land use plan allocations and stipulations described in Section 2-5 if one of the following applies (in coordination with NDOW, SETT, and/or CDFW): i. The location of the proposed authorization is determined to be unsuitable (by a qualified biologist with Greater Sage-Grouse experience using methods based on Stiver et al 2015); lacks the ecological potential to become marginal or suitable habitat; and would not result in direct, indirect, or cumulative impacts on GRSG and its habitat. Management allocation decisions would not apply to those areas determined to be unsuitable because the area lacks the ecological	In PHMA, GHMA, and OHMA, the State Director may grant an exception to the allocations and stipulations described in **Table 2-1**: Comparative Summary of Alternatives if one of the following applies (in coordination with NDOW, SETT, and/or CDFW): i. The location of the proposed authorization is determined to be unsuitable (by a qualified biologist with Greater Sage-Grouse experience using methods such as Stiver et al 2015); lacks the ecological potential to become marginal or suitable habitat; and would not result in direct, indirect, or cumulative impacts on Greater Sage-Grouse and its habitat. Management allocation decisions would not apply to those areas determined to be unsuitable because the area lacks the

AMERICAN OVERSIGHT

NV-DA-20-0615-A-004859

Table 2-2
Comparison of Alternatives

Topic	2015 ARMPA Decision Number	No-Action Alternative	Management Alignment Alternative	Proposed Plan Amendment
		(Salable Minerals) PHMAs are closed to new mineral material sales (see Appendix A; Figure 2-6). However, these areas remain open to free use permits and the expansion of existing active pits, if requirements in MD MR 20 can be met [Objective SSS 4 and apply MDs SSS 1 through SSS 4]. (Oil and Gas) In PHMAs outside of SFA, no waivers or modifications to an oil and gas lease no-surface-occupancy stipulation will be granted. In PHMAs, the Authorized Officer may grant an exception to an oil and gas lease no-surface-occupancy stipulation only where the proposed action: i. Will not have direct, indirect, or cumulative effects on Greater Sage-Grouse or its habitat; or, ii. Is proposed to be undertaken as an alternative to a similar action occurring on a nearby parcel, and will provide a clear conservation gain to Greater Sage-Grouse. Exceptions based on conservation gain (ii) may only be considered in (a) PHMAs of mixed ownership where federal minerals underlie less than fifty percent of the total surface, or (b) Areas of the public lands where the	potential to become marginal or suitable habitat; ii. Impacts from the proposed action could be offset through use of the mitigation hierarchy (avoid, minimize, mitigate) to achieve a net conservation gain and demonstrate that the individual and cumulative impacts of the project would not result in habitat fragmentation or other impacts that would cause Greater Sage-Grouse populations to decline. iii. The proposed action would be authorized to address public health and safety concerns, specifically as they relate to local, state, and national priorities. iv. Renewals or re-authorizations of existing infrastructure in previously disturbed sites or expansions of existing infrastructure that have *de minimis* impacts or do not result in direct, indirect, or cumulative impacts on GRSG and its habitat. v. The proposed action would be determined a routine administrative function conducted by State or local	ecological potential to become marginal or suitable habitat; ii. [Cooperators: modified criteria regarding the use of compensatory mitigation will be placed here after direction from the Department of the Interior is provided to BLM Nevada regarding alignment with IM 2018-093: Compensatory Mitigation.] iii. The proposed action would be authorized to address public health and safety concerns, specifically as they relate to local, state, and national priorities. iv. Renewals or re-authorizations of existing infrastructure in previously disturbed sites or expansions of existing infrastructure that have *de minimis* impacts or do not result in direct, indirect, or cumulative impacts on Greater Sage-Grouse and its habitat. v. The proposed action would be determined a routine administrative function conducted by State or local governments, including prior existing uses, authorized uses, valid existing rights and existing

AMERICAN OVERSIGHT

NV-DA-20-0615-A-004860

Table 2-2
Comparison of Alternatives

Topic	2015 ARMPA Decision Number	No-Action Alternative	Management Alignment Alternative	Proposed Plan Amendment
		proposed exception is an alternative to an action occurring on a nearby parcel subject to a valid federal oil and gas lease existing as of the date of this RMP amendment. Exceptions based on conservation gain must also include measures, such as enforceable institutional controls and buffers, sufficient to allow the BLM to conclude that such benefits will endure for the duration of the proposed action's impacts (see Appendix G). Any exceptions to this lease stipulation may be approved by the Authorized Officer only with the concurrence of the State Director. The Authorized Officer may not grant an exception unless the applicable state wildlife agency, the USFWS, and the BLM unanimously find that the proposed action satisfies (i) or (ii). Such finding shall initially be made by a team of one field biologist or other Greater Sage-Grouse expert from each respective agency. In the event the initial finding is not unanimous, the finding may be elevated to the appropriate BLM State Director, USFWS State Ecological Services Director, and state wildlife agency head for final resolution. In the event their finding is not unanimous, the exception will not be granted.	governments, including prior existing uses, authorized uses, valid existing rights and existing infrastructure (i.e. rights-of-way for roads) that serve such a public purpose. vi. Exceptions to lands that are identified for retention in **Figure 2-12b** would be considered for disposal or exchange if they were identified for disposal through previous planning efforts, either as part of the due process of carrying out Congressional Acts (e.g., the respective Lincoln and White Pine County Conservation, Recreation, and Development Acts) and the agency can demonstrate that the disposal, including land exchanges, would have no direct or indirect adverse impact on conservation of the GRSG or can achieve a net conservation gain through the use of compensatory mitigation.	infrastructure (i.e., rights-of-way for roads) that serve such a public purpose. vi. Exceptions to lands that are identified for retention in **Figure 2-12b** would be considered for disposal or exchange if they were identified for disposal through previous planning efforts, either as part of the due process of carrying out Congressional Acts (e.g., the respective Lincoln and White Pine County Conservation, Recreation, and Development Acts) and the agency can demonstrate that the disposal, including land exchanges, would have no direct or indirect adverse impact on conservation of the Greater Sage-Grouse.

AMERICAN OVERSIGHT

NV-DA-20-0615-A-004861

Table 2-2
Comparison of Alternatives

Topic	2015 ARMPA Decision Number	No-Action Alternative	Management Alignment Alternative	Proposed Plan Amendment
		Approved exceptions will be made publicly available at least quarterly. (Wind Energy) Within PHMAs, wind facilities associated with existing industrial infrastructure (e.g., a mine site) to provide on-site power generation could be considered for approval, subject to a net conservation gain. (Land Tenure) Lands classified as PHMAs and GHMAs for Greater Sage-Grouse will be retained in federal management, unless: (1) the agency can demonstrate that disposal of the lands, including land exchanges, will provide a net conservation gain to Greater Sage-Grouse or (2) the agency can demonstrate that the disposal, including land exchanges, of the lands will have no direct or indirect adverse impact on conservation of the Greater Sage-Grouse (see Appendix A; Figure 2-12). (Recreation) In PHMA, do not construct new recreation facilities (e.g., campgrounds, trails, trailheads, staging areas) unless the development will have a net conservation gain to Greater Sage-Grouse and its habitat (such as concentrating recreation, diverting use away from critical areas, etc.), or unless the development is required for visitor		

AMERICAN OVERSIGHT

NV-DA-20-0615-A-004862

Table 2-2
Comparison of Alternatives

Topic	2015 ARMPA Decision Number	No-Action Alternative	Management Alignment Alternative	Proposed Plan Amendment
		health and safety or resource protection.		
Issue: Seasonal Timing Restrictions • Alignment with State of Nevada's conservation plan and management strategies with the State of California, to the greatest extent possible. • Consider exceptions and/or modifications to seasonal timing restrictions to allow for beneficial or neutral projects to occur in a timely manner. • Seasonal timing restrictions need to be adjusted to allow for public health and safety concerns and time sensitive administrative functions that serve a public purpose to be addressed without delay.				
Seasonal Timing Restrictions	MD SSS 2E MD SSS 3D Appendix G	Seasonal restrictions will be applied during the periods specified below to manage discretionary surface-disturbing activities and uses on public lands (i.e., anthropogenic disturbances) that are disruptive to Greater Sage-Grouse, to prevent disturbances to Greater Sage-Grouse during seasonal life-cycle periods. 1. In breeding habitat within 4 miles of active and pending Greater Sage-Grouse leks from March 1 through June 30: a. Lek—March 1 to May 15 b. Lek hourly restrictions—6 p.m. to 9 a.m. c. Nesting—April 1 to June 30 2. Brood-rearing habitat from May 15 to September 15 a. Early—May 15 to June 15 b. Late—June 15 to September 15 3. Winter habitat from November 1 to February 28	Same as the No Action Alternative, except: The seasonal dates could be modified or waived (in coordination with NDOW and/or CDFW) based on site-specific information that indicates: i. A project proposal's NEPA document and/or project record, and correspondence from NDOW and/or CDFW, demonstrates that any modification (shortening/extending seasonal timeframes or waiving the seasonal timing restrictions all together) is justified on the basis that it serves to better protect or enhance GRSG and its habitat than if the strict application of seasonal timing restrictions are implemented. Under this scenario modifications can occur if:	Same as the No-Action Alternative, except: The seasonal dates could be modified or waived (in coordination with NDOW and/or CDFW) based on site-specific information that indicates: i. A project proposal's NEPA document and/or project record, and correspondence from NDOW and/or CDFW, demonstrates that any modification (shortening/extending seasonal timeframes or waiving the seasonal timing restrictions all together) is justified on the basis that it serves to better protect or enhance Greater Sage-Grouse and its habitat than if the strict application of seasonal timing restrictions are implemented. Under this scenario modifications can occur if:

AMERICAN OVERSIGHT

NV-DA-20-0615-A-004863

Table 2-2
Comparison of Alternatives

Topic	2015 ARMPA Decision Number	No-Action Alternative	Management Alignment Alternative	Proposed Plan Amendment
		The seasonal dates may be modified due to documented local variations (e.g., higher/lower elevations) or annual climatic fluctuations (e.g., early/late spring, long/heavy winter), in coordination with NDOW and California Department of Fish and Wildlife (CDFW), in order to better protect Greater Sage-Grouse and its habitat. Footnote: The conditions would not be applicable to vegetation treatments being conducted to enhance Greater Sage-Grouse habitat, with exceptions for seasonal restrictions and noise.	a) A proposed authorization would have beneficial or neutral impacts to GRSG. b) There are documented local variations (e.g., higher/lower elevations) and/or annual climatic fluctuations (e.g., early/late spring, long/heavy winter) that indicate the seasonal life cycle periods are different than presented, or that GRSG are not using the area during a given seasonal life cycle period. ii. Modifications are needed to address an immediate public health and safety concern in a timely manner (e.g. maintaining a road impacted by flooding).	a) A proposed authorization would have beneficial or neutral impacts on Greater Sage-Grouse. b) There are documented local variations (e.g., higher/lower elevations) and/or annual climatic fluctuations (e.g., early/late spring, long/heavy winter) that indicate the seasonal life cycle periods are different than presented, or that Greater Sage-Grouse are not using the area during a given seasonal life cycle period. ii. Modifications are needed to address an immediate public health and safety concern in a timely manner (e.g., maintaining a road impacted by flooding). iii. The proposed action would be determined a routine administrative function conducted by State or local governments, including prior existing uses, authorized uses, valid existing rights and existing infrastructure (i.e. rights-of-way for roads) that serve such a public purpose.
ISSUE: Modifying Habitat Objectives				

AMERICAN OVERSIGHT

NV-DA-20-0615-A-004864

Table 2-2
Comparison of Alternatives

Topic	2015 ARMPA Decision Number	No-Action Alternative	Management Alignment Alternative	Proposed Plan Amendment
• Consideration of site potential based on Ecological Site Descriptions and their associated State and Transition Models • Consistency with State of Nevada's Desired Habitat Conditions • Incorporation of recent science supporting modifications. • Clarify that Habitat Objectives are actually desired outcomes expressed as goals consistent with BLM Planning Handbook (H-1601-1).				
Modifying Habitat Objectives	No similar action.	No similar action.	The Habitat Objectives table in the 2015 Final EIS would be revised to incorporate best available science in coordination with representatives from the SETT, USFWS, NDOW, CDFW, USFS, USGS, and BLM. The team would review and incorporate the best available science and would recommend adjustments based on regionally and locally derived data. As these habitat objectives are updated, adjustments would be made by the BLM through plan maintenance. The Habitat Objectives table in the 2015 Final EIS would be implemented following this guidance: The Habitat Objectives table in the 2015 Final EIS are desired habitat conditions that are broad goals based on habitat selection that may not be achievable in all areas. Objectives should be based on sources such as ecological site descriptions, associated state-and-transition models.	The Habitat Objectives table in the 2015 Final EIS would be revised to incorporate best available science in coordination with representatives from the SETT, USFWS, NDOW, CDFW, USFS, USGS, University of Nevada, Reno (UNR), University of California, and appropriate local agencies, and BLM. The team would review and incorporate the best available science and would recommend adjustments based on regionally and locally derived data. As these habitat objectives are updated, adjustments would be made by the BLM through plan maintenance or amendment, as appropriate. The Habitat Objectives table in the 2015 Final EIS would be implemented following this guidance: The Habitat Objectives table in the 2015 Final EIS are desired habitat conditions that are broad goals based on habitat selection that may not be achievable in all areas. Objectives should be based on sources such as ecological site descriptions, associated state-and-transition models.

AMERICAN OVERSIGHT

NV-DA-20-0615-A-004865

2.6 Development of the Proposed Plan Amendment

The Proposed Plan Amendment represents the BLM's proposed approach for meeting the purpose and need consistent with the agencies' legal and policy mandates. The Draft RMPA/EIS was issued for a 90-day public review and comment in May 2018. The BLM assessed and considered public comments, received both individually and collectively, during the public review period of the Draft RMPA/EIS. The BLM has crafted the Proposed Plan Amendment, largely based on the Preferred Alternative (Management Alignment Alternative), which was identified in the May 2018 Draft RMPA/EIS, with modifications based on review of public comments received on the Draft RMPA/EIS. In addition, special expertise input and comments received from cooperating agencies helped shape the Proposed Plan Amendment. Changes in BLM regulations, policy, and guidance were another factor taken into consideration in its development. Key policy and guidance changes center on compensatory mitigation and adaptive management. BLM responded to all substantive comments received on the DRMPA/DEIS (Appendix G). In preparing responses to comments, the BLM referenced responses based on similar comments. The BLM also included a "Comment Noted" applicable to some comments. This response is intended to inform the commenter that the comment was taken into consideration in the development of the Proposed Plan Amendment.

2.7 Plan Evaluation, Monitoring, and Adaptive Management

Plan evaluation is the process by which the plan and monitoring data are reviewed to determine if management objectives are being met and progress is being made toward meeting management goals and if management direction is sound. RMP evaluations determine if decisions are being implemented, if mitigation measures are satisfactory, if there are significant changes in the related plans of other entities, if there are new data of significance to the plan, and if decisions should be amended or revised.

Monitoring data gathered over time are examined and used to draw conclusions on whether management actions are meeting stated objectives, and if not, why not. Conclusions are then used to make recommendations on whether to continue current management or to identify what changes need to be made in management practices to meet objectives. The BLM would use RMP evaluations to determine if the decisions in the RMPA, supported by the accompanying NEPA analysis, are still valid in light of new information and monitoring data.

Evaluations would follow the protocols established by the BLM Land Use Planning Handbook (H-1601-1), DOI Adaptive Management Guidance (including Williams et. al 2009, Adaptive Management: The U.S. Department of the Interior Guide and Adamcik et al. 2004, Writing Refuge Management Goals and Objectives: A Handbook. US Fish and Wildlife Service) and, other appropriate guidance in effect at the time the evaluation is initiated.

This RMPA/EIS also includes an adaptive management strategy that can be found in Appendix D.

AMERICAN OVERSIGHT
NV-DA-20-0615-A-004866

This page intentionally left blank.

AMERICAN OVERSIGHT

NV-DA-20-0615-A-004867

Chapter 1. Purpose and Need for Action

1.1 Introduction

Greater Sage-Grouse (*Centrocercus urophasianus*) is a state-managed species dependent on sagebrush steppe ecosystems that are managed in partnership across its range by federal, state, local, and private authorities. State agencies responsible for fish and wildlife management possess broad powers for the protection and management of fish, wildlife, and plants within their borders, except where preempted by federal law. Similarly, DOI has broad responsibilities to manage federal lands and resources for the public's benefit. The BLM and US Forest Service (Forest Service) manage approximately half of the Greater Sage-Grouse habitat range-wide across 11 states; approximately 20.5 million acres of this is within the Nevada and Northeastern California Sub-regional planning area.

State and local agencies are at the forefront of efforts to maintain healthy fish and wildlife populations and to conserve at-risk species. State-led efforts to conserve Greater Sage-Grouse and its habitat date back to the 1950s. For the past two decades, state wildlife agencies, local agencies, federal agencies, and many others in the range of the species have been collaborating to conserve Greater Sage-Grouse and its habitats.

In response to a 2010 determination by the USFWS that the listing of the Greater Sage-Grouse under the Endangered Species Act was "warranted, but precluded by higher priority listing actions," the BLM in coordination with the DOI and the US Department of Agriculture developed a management strategy that included targeted Greater Sage-Grouse management actions. In 2015, the agencies adopted amendments and revisions to 98 BLM and Forest Service land use plans across 10 western states. These LUPs addressed, in part, threats to the Greater Sage-Grouse and its habitat. The amended LUPs govern the management of 67 million acres of Greater Sage-Grouse habitat on federal lands.

In September 2015, the USFWS determined that the Greater Sage-Grouse did not warrant listing under the Endangered Species Act of 1973. The USFWS attributed its 2010 "warranted, but precluded" determination primarily to "inadequate regulatory mechanisms." In concluding "not warranted" in 2015, the USFWS based its decision in part on regulatory certainty from the conservation commitments and management actions in the federal land use plan amendments (LUPAs) and revisions, as well as on other private, state, and federal conservation efforts.

The BLM is currently implementing the 2015 Greater Sage-Grouse plans. The plans recommended that SFAs be proposed for withdrawal; however, this proposed withdrawal was cancelled on October 11, 2017. The BLM determined the proposal to withdraw 10 million acres was unreasonable in light of the data that showed that mining affected less than 0.1 percent of Greater Sage-Grouse-occupied range.

On March 29, 2017, the Secretary of the Interior (Secretary) issued SO 3349 ordering agencies to reexamine practices "to better balance conservation strategies and policies with the equally legitimate need of creating jobs for hard-working American families." On June 7, 2017, the Secretary issued SO 3353 with a purpose of enhancing cooperation among 11 western states and the BLM in managing and conserving Greater Sage-Grouse. Secretarial Order 3353 directed an Interior Review Team, consisting of the BLM, USFWS, and US Geological Survey (USGS), to coordinate with the Sage-Grouse Task Force

AMERICAN OVERSIGHT
NV-DA-20-0615-A-004868

and review the 2015 Greater Sage-Grouse plans and associated policies to identify provisions that may require modification to make the plans more consistent with the individual state plans and better balance the BLM's multiple-use mission as directed by SO 3349 "American Energy Independence." On August 4, 2017, the Interior Review Team submitted its "Report in Response to Secretarial Order 3353." This report made recommendations for modifying the Sage-Grouse plans and associated policies to better align with the individual state plans. On August 4, 2017, the Secretary issued a memo to the Deputy Secretary directing the BLM to implement the recommendations found in the report.

Consistent with the report, the BLM published a Notice of Intent titled "Notice of Intent to Amend Land Use Plans Regarding Greater Sage-Grouse Conservation and Prepare Associated Environment Impact Statements or Environmental Assessments" in the *Federal Register* on October 11, 2017. During this public scoping period, the BLM sought public comments on a list of specific issues on whether all, some, or none of the 2015 Greater Sage-Grouse plans should be amended, what additional issues should be considered, and if plans should be completed at the state level rather than at the national level. In addition, the BLM recognizes that Greater Sage-Grouse is a state-managed species dependent on sagebrush steppe habitats managed in partnership between federal, state, and local authorities and that input from state governors would be given significant weight when considering what management changes should be made and in ensuring consistency with the BLM's multiple-use mission during a land-use plan amendment process.

On March 31, 2017, the United States District Court for the District of Nevada held that the BLM violated the National Environmental Policy Act (NEPA) by failing to prepare a supplemental EIS for the designation of SFA in the Nevada and Northeastern California Greater Sage-Grouse Resource Management Plan Amendment in Nevada. This RMPA/EIS responds to the Court's order by evaluating the SFA designation and providing the public with an opportunity to review and comment on that evaluation. The BLM will also provide the public with an opportunity to review and comment on the designation of habitat management areas (i.e., priority, general, and other), which provide a landscape-level reference of relative Greater Sage-Grouse habitat as determined by landscape characteristics and the likelihood of Greater Sage-Grouse occurrence (Coates et al. 2016).

This RMPA/EIS is tiered to the 2015 Nevada and Northeastern California Greater Sage-Grouse Proposed RMP Amendment and Final EIS in accordance with the Council on Environmental Quality (CEQ) regulations, 40 CFR 1502.2, and incorporates by reference all the descriptions of the affected environment and impacts analyzed in the 2015 Proposed RMPA and Final EIS and subsequent Approved Nevada and Northeastern California Greater Sage-Grouse Land Use Plan Amendment and Record of Decision. This RMPA/EIS also incorporates by reference the 2016 Draft Sagebrush Focal Area Withdrawal EIS. This RMPA/EIS has been prepared to analyze the impacts associated with aligning the 2015 Nevada and Northeastern California Greater Sage-Grouse RMP/EIS with the State of Nevada and State of California's Greater Sage-Grouse management strategies.

Incorporation by reference and tiering provide opportunities to reduce paperwork and redundant analysis in the NEPA process. When incorporating by reference, the author refers to other available documents that cover similar issues, effects, and/or resources considered in the NEPA analysis that is being prepared. Incorporation by reference allows brief summarizations of relevant portions of other documents rather than repeating them.

AMERICAN OVERSIGHT
NV-DA-20-0615-A-004869

1.2 Purpose of and Need for Action

In FLPMA, Congress provided the BLM with discretion and authority to manage public lands for multiple use and sustained yield, and declared it the policy of the United States to coordinate the land use planning process with other federal and state plans. Further, FLPMA specifically provides that it neither enlarges nor diminishes the authority of the states in managing fish and wildlife. As the sovereign entity with the lead role in managing game species, including Greater Sage-Grouse, states play a critical role in conserving and managing the Greater Sage-Grouse and its habitat.

The purpose of this RMPA/EIS is to enhance cooperation with the states by modifying the approach to Greater Sage-Grouse management in existing land use plans to better align with individual state plans and conservation measures and with DOI and BLM policy.

1.3 Planning Area and Current Management

The planning area boundary includes all lands regardless of jurisdiction in Nevada and northeastern California (see **Figure 1-1**). **Table 1-1**, Land Management in the Planning Area, outlines the number of surface acres that are administered by specific federal agencies, states, and local governments and lands that are privately owned in the planning area. It includes other BLM-administered lands that are not allocated as habitat management areas and do not contain habitat for Greater Sage-Grouse. The planning area includes the BLM Nevada District Offices of Battle Mountain, Carson City, Elko, Ely, and Winnemucca and the BLM California Field Offices of Applegate (Alturas and Surprise) and Eagle Lake. The 2015 ARMPA did not establish any additional management for lands that are not identified as Greater Sage-Grouse habitat, which will continue to be managed according to the existing, underlying land use plan for the areas. BLM-administered lands in habitat management areas (priority, general, and other) within the planning area are where management direction described in this document will be applied (the decision areas; see **Figures 2-1a** and **2-1b** [**Appendix A**]). **Figures 1-2a** and **1-2b** (**Appendix A**) display where habitat management areas reside across the planning area for all lands regardless of jurisdiction.

Table 1-1
Land Management in the Planning Area

Surface Land Management	Total Surface Land Management Acres
BLM	45,424,700
Forest Service	9,787,300
Private	12,111,700
Indian reservation	942,600
USFWS	806,700
Department of Energy	2,600
State	232,500
National Park Service	115,000
Bureau of Reclamation	431,000
Local government	17,800
Department of Defense	402,400
Total acres	**70,274,300**

Source: BLM GIS 2015

AMERICAN OVERSIGHT
NV-DA-20-0615-A-004870

106

Figure 1-1
Planning Area

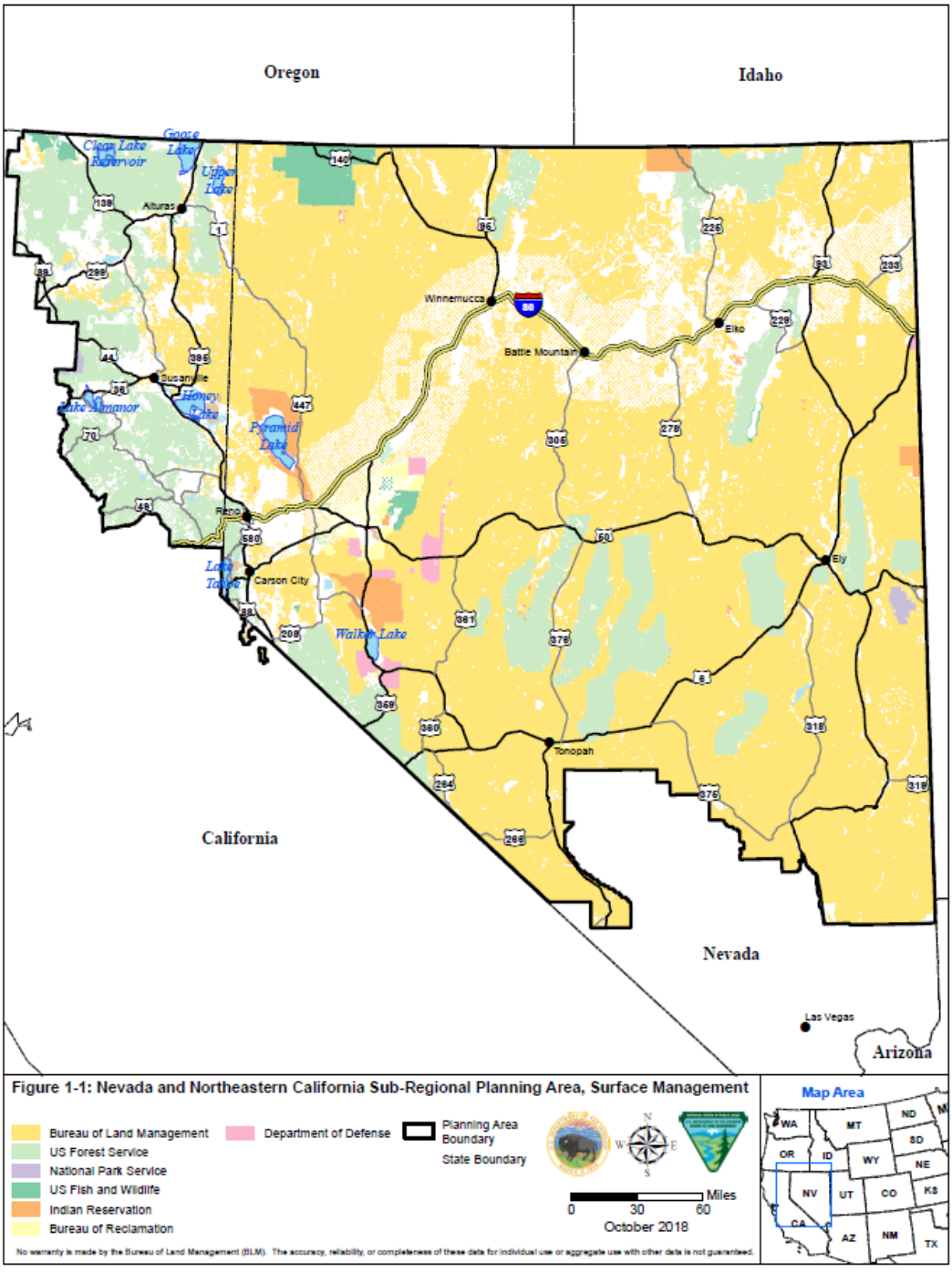

107

AMERICAN OVERSIGHT

PHMA are areas that meet some stage of the Greater Sage-Grouse life-cycle requirements, based on best available science. These broad habitat maps are necessary at the resource management plan-scale of planning in order to include a variety of important seasonal habitats and movement corridors that are spread across geographically diverse and naturally fragmented landscapes. Greater Sage-Grouse use multiple areas to meet seasonal habitat needs throughout the year and the resulting mosaic of habitats (e.g., winter, breeding, nesting, early brood-rearing, late brood-rearing, transitional, and movement corridor habitats) can encompass large areas. Broad habitat maps increase the likelihood that all seasonal habitats (including transition and movement corridors) are included. While areas of non-habitat, in and of themselves, may not provide direct habitat value for Greater Sage-Grouse (e.g., canyons, water bodies, and human disturbances), these areas may be crossed by birds when moving between seasonal habitats. Therefore, these habitat management areas are not strictly about managing habitat but are about providing those large landscapes that are necessary to meet the life-stage requirements for Greater Sage-Grouse. These areas will include areas that do not meet the habitat requirements described in the Seasonal Habitat Objectives table in the 2015 Final EIS. These areas meet Greater Sage-Grouse habitat needs by maintaining large, contiguous expanses of relatively intact sagebrush vegetation community.

1.4 Planning Criteria

Planning criteria establish constraints, guidelines, and standards for the planning process and help the BLM define the scope of the planning effort and estimate the extent of data collection and analysis. The following criteria are based on standards prescribed by applicable laws and regulations; agency guidance; results of consultation and coordination with the public and other federal, state, and local agencies; analysis pertinent to the planning area; and professional judgment.

The BLM has identified these planning criteria:

- The BLM will comply with all laws, regulations, policies, and guidance related to public lands management and implementing FLPMA and NEPA on BLM-administered lands.
- Greater Sage-Grouse is a state-managed species dependent on sagebrush steppe habitats managed in partnership by federal, state, and local authorities, including private landowners. Appropriate state agencies' Greater Sage-Grouse data and expertise will be used to the fullest extent practicable by the BLM in making management determinations on BLM-administered lands.
- Lands addressed in the RMPA/EIS will be BLM-administered land in Greater Sage-Grouse habitats, including surface and split-estate lands with federal subsurface mineral rights. Any decisions in the RMPA/EIS will apply only to BLM-administered lands.
- This RMPA/EIS will comply with Secretarial Orders, including 3353 (Greater Sage-Grouse Conservation and Cooperation with Western States), which strives for compatibility with state conservation plans.
- This RMPA/EIS will incorporate, as appropriate, information in a USGS report that identified and annotated Greater Sage-Grouse science published since January 2015 (Carter et al. 2018) and a report that synthesized and outlined the potential management implications of this new science (Hanser et al. 2018), and other science not referenced in Hanser et al. 2018.
- This RMPA/EIS's adaptive management actions will be consistent with the Department of the Interior's Adaptive Management Technical Guide (DOI 2009).

AMERICAN OVERSIGHT
NV-DA-20-0615-A-004872

- This RMPA/EIS will comply with BLM Manual 6840, Special Status Species Management.
- This RMPA/EIS will recognize valid existing rights.
- All activities and uses within Greater Sage-Grouse habitats will be managed to achieve Greater Sage-Grouse objectives (set forth in the 2015 ARMPA FEIS) and land health standards (43 CFR 4180).
- Where more restrictive land use allocations or decisions are in effect for other resources (e.g., wilderness study areas, areas of critical environmental concern, cultural resources, and riparian areas) under existing RMPs, those more restrictive land use allocations or decisions will not be amended by this RMPA/EIS.
- This RMPA/EIS will respond to the March 31, 2017, United States District Court for the District of Nevada court order.

1.5 Issues and Related Resource Topics Identified Through Scoping

When deciding which issues to address related to the purpose and need, BLM considers points of disagreement, debate, or dispute regarding an anticipated outcome from a proposed action. Issues are based on anticipated environmental effects; as such, issues can help shape the proposal and alternatives.

The BLM used internal, agency, and public scoping to identify issues to consider in the environmental analysis. A summary of the scoping process is presented in a report titled "Potential Amendments to Land Use Plans Regarding Greater Sage-Grouse Conservation Scoping Report" (https://goo.gl/FopNgW).

When determining whether to retain an issue for more detailed analysis in this RMPA/EIS, the interdisciplinary team considered, among other things, the following:

- The environmental impacts associated with the issue, and the threats to species and habitat associated with the issue, are central to or of critical importance to development of a Greater Sage-Grouse management plan.
- A detailed analysis of environmental impacts related to the issue is necessary to make a reasoned choice between alternatives.
- The environmental impacts associated with the issue are a significant point of contention among the public or other agencies.
- There are potentially significant impacts on resources associated with the issue.

Ultimately, it is important for decision-makers and the public to understand the impacts that each of the alternatives would have on specific resources; therefore, the BLM uses resource topics as a heading to indicate which resources would be affected by a potential management change. Importantly, resource topics will help organize the discussions of the affected environment (**Chapter 3**) and environmental consequences (**Chapter 4**).

The sections below lay out how issues raised during scoping, as well as related resource topics, are considered in this RMPA/EIS. Generally, they fall into the following categories:

- Issues and related resource topics retained for further consideration in this RMPA/EIS. These were issues raised during scoping that are retained in this RMPA/EIS and for which alternatives were developed to address the issues. In some cases, the resolution in the alternatives were

AMERICAN OVERSIGHT
NV-DA-20-0615-A-004873

previously analyzed in the 2015 Final EIS. In other cases, additional analysis is needed in this RMPA/EIS. Because the issues are analyzed under resource topics in 2015, the resource topics corresponding with those retained for further analysis are also considered in this RMPA/EIS. Just like issues, resource topics may have been analyzed in the 2015 Final EIS for those decisions being included in this RMPA/EIS.

- Clarification of decisions in the 2015 ARMPA. These are decisions or frameworks in the 2015 ARMPA that require clarification as to their application or implementation. No new analysis is required, as the intentions behind the decisions were analyzed in the 2015 Final EIS.
- Issues and resource topics not carried forward for additional consideration or analysis. These are issues brought up during scoping that are not carried forward in this RMPA/EIS. While some of these issues are considered in this RMPA/EIS, they do not require additional analysis because they were analyzed in the 2015 Final EIS. Others are not carried forward in this RMPA/EIS because they do not further the purpose of aligning with the state's conservation plan or management strategies. Similar to issues, there are resource topics that are not retained for further analysis in this RMPA/EIS. This is because either they are not affected by the changes proposed in **Chapter 2** or because the effect was analyzed in the 2015 Final EIS.

1.5.1 Issues and Related Resource Topics Retained for Further Consideration in this RMPA/EIS

Table 1-2 summarizes those issues identified through scoping and that have been retained for consideration and additional discussion in **Chapters 3** and **4**.

Based on the issues identified in **Table 1-2** that have not been previously analyzed, the resource topics that have the potential to be impacted are: Greater Sage-Grouse, vegetation (including weeds and special status vegetation), land use and realty, renewable energy, minerals and energy, socioeconomics, livestock grazing, and comprehensive travel management. These resource topics, therefore, are carried forward for detailed analysis.

Table 1-2 identifies the corresponding resource topics to which the issues relate. The level of detail in the description of each resource topic and the effects from implementing any of the alternatives also are described in **Chapters 3** and **4**.

Table 1-2
Issues and Related Resource Topics

Issues	Resource Topics Related to the Issues
Modifying Habitat Management Area Designations • Need for adjusting HMAs so that they reflect the best available science based on continually evolving updates to habitat and use modeling (Coates et al. 2016) and are consistent with habitat management areas identified by the State of Nevada and recommended by CDFW. This would provide consistency in management across jurisdictions and to third parties operating on public and state or private lands in Nevada and Northeastern California. • Integration of flexibility into the plans to be able to adjust habitat management area designations (and their associated land use plan allocations) without the need for a plan amendment, based on the best available science.	• Greater Sage-Grouse • Vegetation • Land Use and Realty • Renewable Energy • Minerals and Energy • Socioeconomics • Livestock Grazing • Comprehensive Travel Management

AMERICAN OVERSIGHT
NV-DA-20-0615-A-004874

Table 1-2
Issues and Related Resource Topics

Issues	Resource Topics Related to the Issues
• Maintaining all habitat areas as identified in the ARMPA, including SFAs, which should be provided with the most protections.	
Removing Sagebrush Focal Area Designations • Ensure it is clear the SFA mineral withdrawal has been cancelled and the justified reasoning for this cancellation. Is SFA designation relevant in absence of a mineral withdrawal? o Analyze the inclusion and removal of SFAs, in response to the March 31, 2017, United States District Court for the District of Nevada court order. • Is this habitat designation needed to adequately maintain conservation of Greater Sage-Grouse habitat?	• Greater Sage-Grouse • Vegetation • Land Use and Realty • Renewable Energy • Minerals and Energy • Socioeconomics • Livestock Grazing • Comprehensive Travel Management
Adaptive Management • Ensure federal, state, and local partners are part of the causal factor analysis process • Lack of flexibility with implementing and removing hard trigger adaptive management responses • Better alignment with DOI guidance on implementation of the adaptive management process • Incorporate best available science including local data and information into the adaptive management strategy • Utilize collaborative processes with stakeholders, appropriate state and local agencies, and authorized land uses when developing and implementing management responses to any trigger met or surpassed.	• Greater Sage-Grouse • Vegetation • Land Use and Realty • Renewable Energy • Minerals and Energy • Socioeconomics • Livestock Grazing • Comprehensive Travel Management
Allocation Exception Process • Clarify and make consistent the various exception allocation processes • Verify through ground-truthing (suitability analysis) use of landscape-scale mapping of priority habitat area (PHMA), general habitat management area (GHMA), and other habitat management areas (OHMA) in regards to the application of land use plan allocations and stipulations • Address restrictions on actions related to public health and safety, existing infrastructure, and administrative functions that serve a public purpose • Address inconsistencies with existing federal legislation and the 2015 ROD/ARMPA that include land tenure adjustments, including, but not limited to, disposals, exchanges, transfers, and Recreation and Public Purpose actions	• Greater Sage-Grouse • Vegetation • Land Use and Realty • Renewable Energy • Minerals and Energy • Socioeconomics • Livestock Grazing • Comprehensive Travel Management
Mitigation • Alignment with the State of Nevada's mitigation strategy to the greatest extent possible • Provide consistency in application of mitigation, quantification and tracking of mitigation actions. • [Cooperators: issue statement regarding mitigation will be placed here after direction from the Department of the Interior is provided to BLM Nevada regarding alignment with IM 2018-093: Compensatory Mitigation.]	• Greater Sage-Grouse • Vegetation • Land Use and Realty • Renewable Energy • Minerals and Energy • Socioeconomics • Livestock Grazing • Comprehensive Travel Management
Seasonal Timing Restrictions • Alignment with State of Nevada's conservation plan and management strategies with the State of California, to the greatest extent possible • Consider exceptions and/or modifications to seasonal timing restrictions to allow for beneficial or neutral projects to occur in a timely manner	• Greater Sage-Grouse • Vegetation • Land Use and Realty • Renewable Energy • Minerals and Energy

AMERICAN OVERSIGHT
NV-DA-20-0615-A-004875

Table 1-2
Issues and Related Resource Topics

Issues	Resource Topics Related to the Issues
• Seasonal timing restrictions need to be adjusted to allow for public health and safety concerns and time sensitive administrative functions that serve a public purpose to be addressed without delay.	• Socioeconomics • Livestock Grazing • Comprehensive Travel Management
Modifying Habitat Objectives • Consideration of site potential based on ecological site descriptions and their associated state and transition models • Consistency with State of Nevada's desired habitat conditions • Incorporation of recent science supporting modifications • Clarify that Habitat Objectives are actually desired outcomes expressed as goals consistent with BLM Planning Handbook (H-1601-1).	• Greater Sage-Grouse • Vegetation • Land Use and Realty • Renewable Energy • Minerals and Energy • Socioeconomics • Livestock Grazing • Comprehensive Travel Management

1.5.2 Clarification of Planning Decisions in the 2015 ARMPA

The following issues identified in existing planning decisions in **Table 1-3** were raised during scoping. These issues require clarification to language in the ARMPA but do not require new analysis. The clarifying language for these planning decisions is displayed in this planning document to communicate how these issues are being addressed through plan maintenance, policy, or implementation.

Table 1-3
Clarification Issues

Clarification Issue	Clarifications Addressed through Plan Maintenance, Policy, or Implementation
Modifying Lek Buffers • Clarification regarding the application of lek buffer-distances.	*Plan Maintenance* - Management Decisions SSS 2(D) and SSS 3(C) from the ARMPA have been clarified to resolve conflicting statements regarding how the BLM will "apply" lek buffers contained in the USGS Report *Conservation Buffer Distance Estimates for Greater Sage-Grouse – A Review* (Open File Report 2014-1239). Management Decisions SSS 2(D) and SSS 3(C) have been revised to read as follows: *In undertaking BLM management actions [in PHMA and GHMA], and consistent with valid and existing rights and applicable law in authorizing third-party actions, the BLM will utilize the lower end of the interpreted range of lek buffer-distances and guidance identified in the USGS' Open File Report 2014-1239 to establish the evaluation area around leks that will be used to analyze impacts during project-specific NEPA, including scientifically justifiable departures based on local data, topography, and other factors, in accordance with Appendix B.* Appendix B has also been revised to reflect this clarified decision language.
Changing Requirements for Required Design Features	*Plan Maintenance* - Appendix C includes a required design features (RDFs) worksheet that BLM Nevada and Northeastern California will complete for all

AMERICAN OVERSIGHT
NV-DA-20-0615-A-004876

Table 1-3
Clarification Issues

Clarification Issue	Clarifications Addressed through Plan Maintenance, Policy, or Implementation
• Clarify the application of required design features and opportunities to deviate from them.	proposed activities authorized in PHMA, GHMA, and OHMA. This worksheet clearly defines the rationale for dismissing certain RDFs when they are not appropriate for specific proposed activities.
Fire and Invasives • Provide the necessary prioritization of all three aspects of fire management: pre-suppression, suppression, and rehabilitation and find ways to expedite on-the-ground treatments to address this present and widespread threat in the Nevada and Northeastern California Sub-region.	*Policy* - If the Great-Basin-Wide Programmatic Environmental Impact Statements (PEISs) to Reduce the Threat of Wildfire and Support Rangeland Productivity are completed, BLM Nevada and California will issue statewide policies that will instruct BLM field and district offices to incorporate by reference the analysis contained in the PEISs for on-the-ground environmental analysis, in an effort to expedite on-the-ground activities that will address the present and widespread threat of fire and invasives in the Nevada and Northeastern California sub-region. The Draft PEISs are tentatively scheduled for publication in December 2018, with Final PEISs tentatively scheduled for publication in June/July 2019. The PEISs will not modify any proposed land use plan decisions (including HMA designations) specified in this RMPA.
Increase Opportunities for Outcome-Based Grazing • Identify and complete a number of authorizations to support the development of rigorous and defensible outcome-based grazing.	*Implementation* - BLM Nevada and California will continue to pursue outcome-based grazing initiatives that will exhibit a new management paradigm that BLM managers and livestock operators can use to establish management practices that can achieve specific management objectives that respond to changing, on-the-ground conditions such as wildfires, high moisture years, or drought. This will better ensure healthy rangelands, high-quality wildlife habitat, and economically sustainable ranching operations.
Land Health Assessments and Habitat Objectives • Management Decisions LG 5 (and references of these decisions in Management Decisions LG 6 and LG 10) within the existing ARMPA are inconsistent with 43 CFR 4160.1.	*Plan Maintenance* - Management Decision LG 5 (page 2-25 through 2-26, ARMPA), as written, is not consistent with existing BLM grazing regulations (43 CFR 4160.1) or recent policies (WO Instruction Memorandum 2018-023), as it provides direction to implement interim management strategies until appropriate modifications are incorporated through the permit renewal process (if results from a land health assessment indicate that Greater Sage-Grouse habitat objectives are not met and grazing is a causal factor). This management decision, however, does not identify that these interim management strategies need to be within the existing terms and conditions of a grazing permit in order to implement them immediately. Under 43 CFR 4160.1 (existing BLM grazing regulations), the BLM must issue a proposed/final decision on any affected applicant, permittee or lessee, and interested public when modifying a grazing permit. If the interim management strategies are within the existing terms and conditions of a grazing permit, they can be

AMERICAN OVERSIGHT
NV-DA-20-0615-A-004877

Table 1-3
Clarification Issues

Clarification Issue	Clarifications Addressed through Plan Maintenance, Policy, or Implementation
	implemented immediately; however, if the selected interim management strategies are outside of the existing terms and conditions, the BLM will need to comply with NEPA and the decision processes provided in 43 CFR 4160. For this reason, Management Decision LG 5 will be removed, as well as references to Management Decision LG 5 in Management Decisions LG 6 and LG 10.

1.5.3 Issues and Resource Topics Not Carried Forward for Additional Analysis (Scoping Issues Outside the Scope and Scoping Issues Previously Analyzed)

Issues and Related Resource Topics Not Carried Forward for Additional Analysis

The following issues were raised during scoping and are not carried forward for a variety of reasons. For example, population-based management is not carried forward for detailed analysis because the BLM does not manage species populations; that authority falls under the jurisdiction of the States of Nevada and California.

Because the following issues were raised during scoping and were already analyzed in the 2015 Final EIS, and no significant new information has emerged, they do not require additional analysis in this RMPA/EIS. These issues were analyzed under most resource topics in the 2015 Final EIS, and these types of impacts on these resources are described in the range of alternatives in the 2015 Final EIS. The impacts of implementing the alternatives in this RMPA/EIS are within the range of alternatives previously analyzed.

- Effects of NSO stipulations on Greater Sage-Grouse habitat on non-BLM-administered
- Mitigation for oil and gas development
- Prioritization of fluid mineral leases outside of PHMA and GHMA
- Numerical noise limitations within PHMA
- Contribution of disturbance caps toward Greater Sage-Grouse conservation objectives
- Wildfire response to vegetation treatments
- Habitat assessment framework
- Mitigation standard

Other issues were evaluated as part of the 2015 Final EIS. For the same reasons they were dismissed in the 2015 Final EIS, they are not carried forward for detailed analysis in this RMPA/EIS:

- Hunting Greater Sage-Grouse
- Predator control

AMERICAN OVERSIGHT
NV-DA-20-0615-A-004878

- Aircraft overflights in PHMA/GHMA[1]

Resource Topics Not Carried Forward for Additional Analysis

The resource topics below are dismissed from detailed analysis. While these resource topics may have impacts related to Greater Sage-Grouse conservation that were analyzed in the 2015 Final EIS, they are dismissed from detailed analysis because they have no potentially significant impacts from actions proposed in this RMPA/EIS:

- Geology
- Indian trust resources
- Noise
- Air quality and visibility
- Special designations (e.g., areas of critical environmental concern, research natural areas, wilderness, wilderness study areas, wild and scenic rivers, and national scenic and historic trails)
- Environmental justice
- Wildland fire and fire management
- Wild horses and burros
- Recreation
- Visual resources
- Water resources
- Cultural and heritage resources
- Lands with wilderness characteristics

1.6 Relationship to Other Policies, Plans, and Programs

The BLM recognizes the importance of state and local plans. The BLM will work to be consistent with or complementary to the management actions in these plans when possible to the extent consistent with the laws governing the administration of the public lands.

1.6.1 State Plans

State plans considered during this planning effort are the following:

- Nevada's 2016-2021 Statewide Comprehensive Outdoor Recreation Plan (SCORP)—Assessment and Policy Plan (Nevada Division of State Parks and Department of Conservation and Natural Resources 2016-2020)
- Nevada Comprehensive Preservation Plan (Nevada State Historic Preservation Office 2012–2020)
- Sustainable Preservation: California's Statewide Historic Preservation Plan, 2013–2017 (California State Parks 2013)
- Nevada Department of Wildlife-Wildlife Action Plan (2013)

[1] Military aircraft operations are outside the scope of the Proposed RMPA/Final EIS. This proposed plan amendment does not apply to aircraft activities that are under the jurisdiction of the Federal Aviation Administration or the Department of Defense.

AMERICAN OVERSIGHT
NV-DA-20-0615-A-004879

- Greater Sage-Grouse Conservation Plan for Nevada and Eastern California (NDOW 2004)
- Nevada Sage-Grouse Conservation Strategy (State of Nevada 2001, 2004, 2012)
- Nevada Sage-Grouse Conservation Plan (State of Nevada 2014, as amended)
- Nevada's Coordinated Invasive Weed Strategy (Nevada Weed Action Committee 2000)
- Nevada Division of State Lands, Lands Identified for Public Acquisition (Nevada Department of Conservation & Natural Resources 1999)
- State of Nevada Drought Plan (Nevada Department of Conservation and Natural Resources 2012)
- Nevada Division of State Lands, Nevada Statewide Policy Plan for Public Lands (Nevada Department of Conservation & Natural Resources 1985)

1.6.2 Local Plans

Local land use plans considered during this planning effort are the following:

- Carson City Comprehensive Master Plan, Nevada (Carson City 2006)
- Churchill County Master Plan, Nevada (Churchill County 2015)
- Churchill County Water Resource Plan, Nevada (Churchill County 2007)
- City of Caliente Master Plan, Nevada (City of Caliente 2011)
- Douglas County Comprehensive Master Plan, Nevada (Douglas County 2012)
- Douglas County Open Space Plan, Nevada (Douglas County 2007)
- Elko County, Nevada Greater Sage-Grouse Management and Conservation Strategy Plan (September 2012)
- Elko County General Open Space Plan, Nevada (Elko County 2003)
- Elko County Public Lands Policy Plan, Nevada (Elko County 2008)
- Elko County Water Resource Management Plan, Nevada (Elko County 2007)
- Esmeralda County Master Plan, Nevada (Esmeralda County 2011)
- Esmeralda County Public Lands Policy Plan, Nevada (Esmeralda County 2013)
- Eureka County Master Plan, Nevada (Eureka County 2010)
- Humboldt County Master Plan, Nevada (Humboldt County 2002)
- Humboldt County Master Plan Open Space Element Amendment, Nevada (Humboldt County 2003)
- Lander County Master Plan, Nevada (Lander County 2010)
- Lander County Policy Plan for Federally Administered Lands, Nevada (Lander County 2005)
- Lander County Water Resources Plan, Nevada (Lander County 2011)
- Lassen County Fire Safe Plan, California (Lassen County 2012)
- Lassen County General Plan, California (Lassen County 1999)
- Lincoln County Master Plan, Nevada (Lincoln County 2007)
- Lincoln County Open Space and Community Lands Plan, Nevada (Lincoln County 2011)
- Lincoln County Public Lands Policy Plan, Nevada (Lincoln County 2015)
- Lyon County Comprehensive Master Plan, Nevada (Lyon County 2010)

AMERICAN OVERSIGHT
NV-DA-20-0615-A-004880

- Modoc County General Plan, California (Modoc County 1988)
- Nye County Comprehensive Master Plan, Nevada (Nye County 2011)
- Pershing County Master Plan, Nevada (Pershing County 2002)
- Pershing County Natural Resources Management Plan: Natural Resources and Federal or State Land Use, Nevada (Pershing County 2010)
- Shasta County General Plan, California (Shasta County 2004)
- Siskiyou County General Plan, California (Siskiyou County 2010)
- Storey County Master Plan, Nevada (Storey County 1994)
- Title 7 of the Nye County Code (Comprehensive Land Use and Management Plan for Federal and State Lands within Nye County), Nevada (Nye County 2009)
- Tri-Party Framework for Interactions to Address Public Lands Issues in Nye County, Nevada (includes Nye County, the BLM, and Forest Service), Nevada (Nye County1996)
- Truckee Meadows Regional Plan (Washoe County Only), Nevada (TMRPA 2007)
- Washoe County Comprehensive Plan, Nevada (Washoe County 2005a)
- Washoe County Open Space & Natural Resource Management Plan, Nevada (Washoe County 2008)
- Washoe County Water Resources Management Plan, Nevada (Washoe County 2005b)
- Washoe County Master Plan with Elements and Area Plans, Nevada (Washoe County, 2010, as amended)
- Washoe County Regional Open Space & Natural Resource Management Plan, Nevada (Washoe County, 2008)
- White Pine County Public Lands Policy Plan, Nevada (White Pine County 2007)
- White Pine County Water Resources Plan, Nevada (White Pine County 2006)

1.8 Changes between Draft RMPA/EIS and Proposed Plan Amendment/Final EIS

As a result of public comment, cooperating agency feedback, and internal BLM review, the BLM's Preferred Alternative, identified as the Management Alignment Alternative as presented in the May 2018 Draft RMPA/EIS has been modified and is now considered the Proposed Plan Amendment for managing BLM-administered public lands within the RMPA's decision area. The Proposed Plan Amendment is a refinement of the Management Alignment Alternative from the Draft RMPA/EIS, with consideration given to public comments, corrections, and rewording for clarification of purpose and intent. The Draft RMPA/EIS was available for a 90-day comment period, ending on August 2, 2018. Please note that all changes between the Draft RMPA/EIS and Proposed Plan Amendment/Final EIS are highlighted in gray throughout the document for reference.

Summary of Changes in this Proposed Plan Amendment/Final EIS from the Draft RMPA/EIS generally include the following:

- Revisions or adjustments to the Management Alignment Alternative to develop the Proposed Plan Amendment, which include:

AMERICAN OVERSIGHT
NV-DA-20-0615-A-004881

- [Cooperators: discussion regarding mitigation will be placed here after direction from the Department of the Interior is provided to BLM Nevada regarding alignment with IM 2018-093: Compensatory Mitigation.]
- Modifications to the Adaptive Management Strategy (Appendix D) to align with the newly adopted Adaptive Management Strategy adopted by the State of Nevada's Sagebrush Ecosystem Council;

- Clarifications to better explain the purpose and intent of management proposed in the Draft RMPA/EIS and the planning issues being addressed;
- Additions, corrections, and clarifications to Chapter 3 Affected Environment;
- Revisions to Chapter 4, Environmental Consequences, to make corrections and reflect changes in management direction (Proposed Plan Amendment) and subsequent impact analysis;
- Additions to Chapter 5, Consultation and Coordination, to describe the public comment process on the Draft RMPA/EIS;
- Inclusion of a Comment Analysis Report (Appendix G) to reflect BLM's responses to comments received during the 90-day public comment period on the Draft RMPA/EIS; [Cooperators: BLM's third party contractor is still formulating this document.]
- Additions to Chapter 6, References, to include additional references cited in the document;
- Additions to glossary terms that were erroneously omitted in the Draft RMPA/EIS;
- Minor corrections, such as typographical errors; and
- Incorporation of quantitative cumulative effects analysis to Greater Sage-Grouse at the WAFWA Management Zone level.

AMERICAN OVERSIGHT
NV-DA-20-0615-A-004882

Executive Summary

Note to readers: For ease of reading, additions, changes, and modifications made between the Draft RMPA/EIS and the Proposed Plan Amendment/Final EIS have been highlighted in gray.

ES.1 Introduction

Greater Sage-Grouse is a state-managed species that is dependent on sagebrush steppe ecosystems. These ecosystems are managed in partnership across the range of the Greater Sage-Grouse by federal, state, and local authorities. Efforts to conserve the species and its habitat date back to the 1950s. Over the past two decades, state wildlife agencies, federal agencies, local partners (county governments, local area work groups, conservation districts, NGOs, etc.), and many others in the range of the species have been collaborating to conserve Greater Sage-Grouse and its habitats. The United States Department of the Interior (DOI) and the Bureau of Land Management (BLM) have broad responsibilities to manage federal lands and resources for the public benefit. Nearly half of Greater Sage-Grouse habitat is managed by the BLM.

In September 2015, the US Fish and Wildlife Service (USFWS) determined that the Greater Sage-Grouse did not warrant listing under the Endangered Species Act of 1973. In its "not warranted" determination, the USFWS based its decision in part on regulatory certainty from the conservation commitments and management actions in the BLM and US Forest Service (Forest Service) Greater Sage-Grouse land use plan amendments (LUPAs) and revisions, as well as on other private, state, and federal conservation efforts. Since 2015 the BLM, in discussion with partners, recognized that several refinements and policy updates would help strengthen conservation efforts, while providing increased economic opportunity to local communities. BLM's multiple use mandate is essential to the success of local customs and culture throughout the Great Basin.

The BLM continues to build upon its commitment to on-the-ground management to promote conservation through close collaboration with State governments, local communities, private landowners, and other stakeholders. **Table ES-1** shows the acres of on-the-ground treatment activity between 2015 and 2017 and planned for 2018, based upon annual budgets allocated by Congress. BLM's accomplishments reflect contributions from programs other than Greater Sage-Grouse, including fuels, riparian, and range management.

Table ES-1
Acres of On-The-Ground Treatment Activity for Fiscal Years 2015 to 2017 and Planned for 2018

Fiscal Year	Conifer Removal	Fuelbreaks	Invasive Species Removal	Habitat Protection	Habitat Restoration	Total
2015	98,876	15,000	63,612	41,003	75,952	294,443
2016	165,963	14,614	66,621	42,305	95,748	385,251
2017	185,032	65,455	124,582	10,428	93,474	479,000
2018[1]	118,384	65,442	68,512	9,240	54,509	316,087

AMERICAN OVERSIGHT

Fiscal Year	Conifer Removal	Fuelbreaks	Invasive Species Removal	Habitat Protection	Habitat Restoration	Total

[1]Planned. These acres do not include treatment activities completed or planned on other federally administered lands, state lands, or private lands.

The BLM is now engaged in a planning effort to further enhance its continued cooperation with western states by ensuring greater consistency between individual state plans and the BLM's multiple-use mission. This executive summary highlights the major components of this planning document and outlines the potential impacts from the proposed management changes. The BLM's efforts seek to improve management alignment in ways that will increase management flexibility, maintain access to public resources, and secure and promote positive Greater Sage-Grouse conservation outcomes and incorporate additional and new information that is considered best available current science.

ES.2 Purpose of and Need for Action

The BLM's purpose and need for this planning action helps define the scope of proposed alternative actions and issues the agency must analyze. In the Federal Land Policy and Management Act (FLPMA), Congress provided the BLM with discretion and authority to manage public lands for multiple use and sustained yield, and declared it the policy of the United States to coordinate the land use planning process with other federal and state plans. Further, FLPMA specifically provides that it neither enlarges nor diminishes the authority of the states in managing fish and wildlife. As the sovereign with the lead role in managing game species, including Greater Sage-Grouse, states play a critical role in conserving and restoring the Greater Sage-Grouse and its habitat. The purpose of this resource management plan amendment/environmental impact statement (RMPA/EIS) is to enhance cooperation with the states by modifying the approach to Greater Sage-Grouse management in existing RMPs to better align with individual state plans and conservation measures and with DOI and BLM policy.

ES.3 Issues and Related Resource Topics Identified Through Scoping

When deciding which issues to address related to the purpose and need, BLM considers points of disagreement, debate, or dispute regarding an anticipated outcome from a proposed action. Issues are based on anticipated environmental impacts; as such, they can help shape the proposal and alternatives.

The BLM used internal, agency, and public scoping to identify issues to consider in the environmental analysis. A summary of the scoping process is presented in Potential Amendments to Land Use Plans Regarding Greater Sage-Grouse Conservation Scoping Report (https://goo.gl/FopNgW).

The sections below lay out how issues raised during scoping, as well as related resource topics, are considered in this RMPA/EIS. Generally, they fall into the following categories:

- Issues and related resource topics retained for further consideration in this RMPA/EIS—These were issues raised during scoping for which alternatives were developed to address the issues.

AMERICAN OVERSIGHT

- Clarification of decisions in the 2015 ARMPA—These are decisions or frameworks in the 2015 ARMPA that require clarification as to their application or implementation. No new analysis is required, as the intentions behind the decisions were analyzed in the 2015 Final EIS.
- Issues and resource topics not carried forward for additional consideration or analysis—These are issues brought up during scoping that are not carried forward in this RMPA/EIS. While some of these issues are considered in this RMPA/EIS, they do not require additional analysis because they were analyzed in the 2015 Final EIS. Others are not carried forward in this RMPA/EIS because they do not further the purpose of aligning with the state's conservation plan or management strategies. Similar to issues, there are resource topics that are not retained for further analysis in this RMPA/EIS. This is because either they are not affected by the changes proposed in **Chapter 2** or because the effect was analyzed in the 2015 Final EIS.

ES.3.1 Issues and Related Resource Topics Retained for Further Consideration in this RMPA/EIS

The issues identified in **Table ES-2**, below, were previously analyzed in the 2015 Final EIS; however, based on the proposed changes, the resource topics and potential impacts that may require additional analysis are as follows: Greater Sage-Grouse, vegetation (including weeds and special status vegetation), land use and realty, renewable energy, minerals and energy, socioeconomics, livestock grazing, and comprehensive travel management; therefore, these resource topics are carried forward for analysis.

Table ES-2 identifies the corresponding resource topics to which the issues relate. The level of detail in the description of each resource topic and the impacts from implementing any of the alternatives also are described in **Chapters 3** and **4**.

Table ES-2
Issues and Related Resource Topics

Issues	Resource Topics Related to the Issues
Modifying Habitat Management Area Designations • Need for adjusting habitat management areas (HMAs) so that they reflect the best available science based on continually evolving updates to habitat and use modeling (Coates et al. 2016) and are consistent with habitat management areas identified by the State of Nevada and recommended by California Department of Fish and Wildlife (CDFW). This would provide consistency in management across jurisdictions and to third parties operating on public and state or private lands in Nevada and Northeastern California. • Integration of flexibility into the plans to be able to adjust habitat management area designations (and their associated allocations) without the need for a plan amendment, based on the best available science. • Maintaining all habitat areas as identified in the ARMPA, including sagebrush focal areas (SFAs), which should be provided with the most protections.	• Greater Sage-Grouse • Vegetation • Land Use and Realty • Renewable Energy • Minerals and Energy • Socioeconomics • Livestock Grazing • Comprehensive Travel Management
Removing Sagebrush Focal Area Designations • Ensure it is clear the SFA mineral withdrawal has been cancelled and the justified reasoning for this cancellation. Is SFA designation relevant in absence of a mineral withdrawal? o Analyze the inclusion and removal of SFAs, in response to the March 31, 2017, United States District Court for the District of Nevada court order.	• Greater Sage-Grouse • Vegetation • Land Use and Realty • Renewable Energy • Minerals and Energy • Socioeconomics

AMERICAN OVERSIGHT
NV-DA-20-0615-A-004885

Table ES-2
Issues and Related Resource Topics

Issues	Resource Topics Related to the Issues
• Is this habitat designation needed to adequately maintain conservation of Greater Sage-Grouse habitat?	• Livestock Grazing • Comprehensive Travel Management
Adaptive Management • Ensure federal, state, and local partners are part of the causal factor analysis process • Lack of flexibility with implementing and removing hard trigger adaptive management responses • Better alignment with DOI guidance on implementation of the adaptive management process • Incorporate best available science, including local data and information, into the adaptive management strategy • Utilize collaborative processes with stakeholders, appropriate state and local agencies, and authorized land users when developing and implementing management responses to any trigger met or surpassed.	• Greater Sage-Grouse • Vegetation • Land Use and Realty • Renewable Energy • Minerals and Energy • Socioeconomics • Livestock Grazing • Comprehensive Travel Management
Allocation Exception Process • Clarify and make consistent the various exception allocation processes • Verify use of landscape-scale mapping of priority habitat area (PHMA), general habitat management area (GHMA), and other habitat management areas (OHMA) in regards to the application of allocations and stipulations • Address restrictions on actions related to public health and safety, existing infrastructure, and administrative functions that serve a public purpose • Address inconsistencies with existing federal legislation and the 2015 Record of Decision (ROD)/ARMPA that include land tenure adjustments, including, but not limited to, disposals, exchanges, transfers, and Recreation and Public Purpose actions	• Greater Sage-Grouse • Vegetation • Land Use and Realty • Renewable Energy • Minerals and Energy • Socioeconomics • Livestock Grazing • Comprehensive Travel Management
Mitigation • Alignment with the State of Nevada's mitigation strategy to the greatest extent possible • Provide consistency in application of mitigation, quantification and tracking of mitigation actions. • [Cooperators: issue statement regarding mitigation will be placed here after direction from the Department of the Interior is provided to BLM Nevada regarding alignment with IM 2018-093: Compensatory Mitigation.]	• Greater Sage-Grouse • Vegetation • Land Use and Realty • Renewable Energy • Minerals and Energy • Socioeconomics • Livestock Grazing • Comprehensive Travel Management
Seasonal Timing Restrictions • Alignment with State of Nevada's conservation plan and management strategies with the State of California, to the greatest extent possible • Consider exceptions and/or modifications to seasonal timing restrictions to allow for beneficial or neutral projects to occur in a timely manner • Seasonal timing restrictions need to be adjusted to allow for public health and safety concerns and time sensitive administrative functions that serve a public purpose to be addressed without delay	• Greater Sage-Grouse • Vegetation • Land Use and Realty • Renewable Energy • Minerals and Energy • Socioeconomics • Livestock Grazing • Comprehensive Travel Management
Modifying Habitat Objectives • Consideration of site potential based on ecological site descriptions and their associated state and transition models • Consistency with State of Nevada's desired habitat conditions	• Greater Sage-Grouse • Vegetation • Land Use and Realty • Renewable Energy

AMERICAN OVERSIGHT
NV-DA-20-0615-A-004886

Table ES-2
Issues and Related Resource Topics

Issues	Resource Topics Related to the Issues
• Incorporation of recent science supporting modifications • Clarify that Habitat Objectives are actually desired outcomes expressed as goals consistent with BLM Planning Handbook (H-1601-1).	• Minerals and Energy • Socioeconomics • Livestock Grazing • Comprehensive Travel Management

ES.3.2 Clarification of Planning Decisions in the 2015 ARMPA

The following issues identified in existing planning decisions in **Table ES-3** were raised during scoping. These issues require clarification to language in the 2015 ROD/ARMPA but do not require new analysis. The clarifying language for these planning decisions is displayed in this planning document to communicate how these issues are being addressed through plan maintenance, policy, or implementation.

Table ES-3
Clarification Issues

Clarification Issue	Clarifications Addressed through Plan Maintenance, Policy, or Implementation
Modifying Lek Buffers • Clarification regarding the application of lek buffer-distances	*Plan Maintenance* - Management Decisions SSS 2(D) and SSS 3(C) from the ARMPA have been clarified to resolve conflicting statements regarding how the BLM will "apply" lek buffers contained in the USGS Report *Conservation Buffer Distance Estimates for Greater Sage-Grouse – A Review* (Open File Report 2014-1239). Management Decisions SSS 2(D) and SSS 3(C) have been revised to read as follows: *In undertaking BLM management actions [in PHMA and GHMA], and consistent with valid and existing rights and applicable law in authorizing third-party actions, the BLM will utilize the lower end of the interpreted range of lek buffer-distances and guidance identified in the USGS' Open File Report 2014-1239 to establish the evaluation area around leks that will be used to analyze impacts during project-specific NEPA, including scientifically justifiable departures based on local data, topography, and other factors, in accordance with Appendix B.* Appendix B has also been revised to reflect this clarified decision language.
Changing Requirements for Required Design Features • Clarify the application of required design features and opportunities to deviate from them	*Plan Maintenance* - Appendix C includes a required design features (RDFs) worksheet that BLM Nevada and Northeastern California will complete for all proposed activities authorized in PHMA, GHMA, and OHMA. This worksheet clearly defines the rationale for dismissing certain RDFs when they are not appropriate for specific proposed activities.
Fire and Invasives • Provide the necessary prioritization of all three aspects of fire management: pre-suppression,	*Policy* - If the Great-Basin-Wide Programmatic Environmental Impact Statements (PEISs) to Reduce the Threat of Wildfire and Support Rangeland Productivity

AMERICAN OVERSIGHT
NV-DA-20-0615-A-004887

Table ES-3
Clarification Issues

Clarification Issue	Clarifications Addressed through Plan Maintenance, Policy, or Implementation
suppression, and rehabilitation and find ways to expedite on-the-ground treatments to address this present and widespread threat in the Nevada and Northeastern California Sub-region	are completed, BLM Nevada and California will issue statewide policies that will instruct BLM field and district offices to incorporate by reference the analysis contained in the PEISs for on-the-ground environmental analysis, in an effort to expedite on-the-ground activities that will address the present and widespread threat of fire and invasives in the Nevada and Northeastern California sub-region. The Draft PEISs are tentatively scheduled for publication in December 2018, with Final PEISs tentatively scheduled for publication in June/July 2019. The PEISs will not modify any proposed land use plan decisions (including HMA designations) specified in this RMPA.
Increase Opportunities for Outcome-Based Grazing • Identify and complete a number of authorizations to support the development of rigorous and defensible outcome-based grazing	*Implementation* - BLM Nevada and California will continue to pursue outcome-based grazing initiatives that will exhibit a new management paradigm that BLM managers and livestock operators can use to establish management practices that can achieve specific management objectives that respond to changing, on-the-ground conditions such as wildfires, high moisture years, or drought. This will better ensure healthy rangelands, high-quality wildlife habitat, and economically sustainable ranching operations.

AMERICAN OVERSIGHT
NV-DA-20-0615-A-004888

Table ES-3
Clarification Issues

Clarification Issue	Clarifications Addressed through Plan Maintenance, Policy, or Implementation
Land Health Assessments and Habitat Objectives • Management Decisions LG 5 (and references of these decisions in Management Decisions LG 6 and LG 10) within the existing ARMPA are inconsistent with 43 CFR 4160.1	*Plan Maintenance* - Management Decision LG 5 (page 2-25 through 2-26, ARMPA), as written, is not consistent with existing BLM grazing regulations (43 CFR 4160.1) or recent policies (WO Instruction Memorandum 2018-023), as it provides direction to implement interim management strategies until appropriate modifications are incorporated through the permit renewal process (if results from a land health assessment indicate that Greater Sage-Grouse habitat objectives are not met and grazing is a causal factor). This management decision, however, does not identify that these interim management strategies need to be within the existing terms and conditions of a grazing permit in order to implement them immediately. Under 43 CFR 4160.1 (existing BLM grazing regulations), the BLM must issue a proposed/final decision on any affected applicant, permittee or lessee, and interested public when modifying a grazing permit. If the interim management strategies are within the existing terms and conditions of a grazing permit, they can be implemented immediately; however, if the selected interim management strategies are outside of the existing terms and conditions, the BLM will need to comply with NEPA and the decision processes provided in 43 CFR 4160. For this reason, Management Decision LG 5 will be removed, as well as references to Management Decision LG 5 in Management Decisions LG 6 and LG 10.

ES.3.3 Issues and Resource Topics Not Carried Forward for Additional Analysis (Scoping Issues Outside the Scope and Scoping Issues Previously Analyzed)

The following issues were raised during scoping and are not carried forward for a variety of reasons. For example, population-based management is not carried forward for detailed analysis because the BLM does not manage species populations; that authority falls under the jurisdiction of the States of Nevada and California.

Other issues were analyzed in the 2015 Final EIS, and no significant new information related to these issues has emerged since that time. Therefore, the following issues do not require additional analysis in this RMPA/EIS:

- Effects of NSO stipulations on Greater Sage-Grouse habitat on non-BLM-administered
- Mitigation for oil and gas development
- Prioritization of fluid mineral leases outside of PHMA and GHMA
- Numerical noise limitations within PHMA
- Contribution of disturbance caps toward Greater Sage-Grouse conservation objectives
- Wildfire response to vegetation treatments

AMERICAN OVERSIGHT
NV-DA-20-0615-A-004889

- Habitat assessment framework
- Mitigation standard

Other issues were evaluated as part of the 2015 Final EIS. For the same reasons they were dismissed in the 2015 Final EIS, they are not carried forward for detailed analysis in this RMPA/EIS:

- Hunting Greater Sage-Grouse
- Predator control[1]
- Aircraft overflights in PHMA/GHMA[2]

The resource topics below are dismissed from detailed analysis because they have no potentially significant impacts from actions proposed in this RMPA/EIS:

- Geology
- Indian trust resources
- Noise
- Air quality and visibility
- Special designations (e.g., areas of critical environmental concern, research natural areas, wilderness, wilderness study areas, wild and scenic rivers, and national scenic and historic trails)
- Environmental justice
- Wildland fire and fire management
- Wild horses and burros
- Recreation
- Visual resources
- Water resources
- Cultural and heritage resources
- Lands with wilderness characteristics

ES.4 Alternatives Considered

Alternatives development and analysis is the heart of an EIS. The alternatives considered in this document address all the issues brought forward by the public and considered by BLM. The comparative analysis between alternatives establishes a framework for decision makers to understand important trade-offs and identify the most effective way to meet the purpose and need and BLM's multiple use mission. The alternatives analysis can support the BLM in adapting its management when information and circumstances change.

[1] While BLM does not have the authority to carry out certain predator control actions (such as permitting take permits), BLM is committed to working with partners who do, particularly in degraded habitat (recovering burned areas, areas of pinyon and juniper encroachment, etc.) where predators are having a disproportionate impact on local populations.

[2] Military aircraft operations are outside the scope of the Proposed RMPA/Final EIS. This proposed plan amendment does not apply to aircraft activities that are under the jurisdiction of the Federal Aviation Administration or the Department of Defense.

AMERICAN OVERSIGHT

NV-DA-20-0615-A-004890

ES.4.1 No-Action Alternative

Under the No-Action Alternative, the BLM would not amend the current RMPs amended by the Nevada and Northeastern California Greater Sage-Grouse Approved Resource Management Plan Amendment. Greater Sage-Grouse habitat would continue to be managed under current management direction. Goals and objectives for BLM-administered lands and federal mineral estate would not change. Allowable uses and restrictions would also remain the same, as they pertain to such activities as mineral leasing and development, recreation, lands and realty, and livestock grazing. This alternative also includes the designation of SFAs, which is analyzed in **Chapter 4**.

ES.4.2 Management Alignment Alternative

This alternative was identified as the Preferred Alternatives in the Draft RMPA/EIS. This alternative makes modifications to the No-Action Alternative to better align BLM management direction with the State of Nevada's Conservation Plan and conservation strategies with the CDFW to reach a "combination of balanced and diverse resource uses," as required by FLPMA. This alternative was also developed in a collaborative process with cooperating agencies to support conservation outcomes for Greater Sage-Grouse.

The BLM continues to build upon the 2015 planning effort as envisioned in SO 3353 by collaborating with states and stakeholders to improve compatibility between federal management plans and other plans and programs at the state level, while ensuring consistency with the BLM's multiple use mission and protection of Greater Sage-Grouse habitat. This enhanced cooperation between the BLM and the states would lead to improved management and coordination with states across the range of Greater Sage-Grouse. These modifications include updating and making adjustments to habitat management areas and including language that would allow the BLM to update them through plan maintenance, when appropriate, based on the most updated best available science and habitat data; removing SFA designations; incorporating new science into the adaptive management strategy and replacing predetermined hard trigger responses with a clear causal factor analysis process to determine the appropriate management responses and to address the decline in Greater Sage-Grouse populations and/or habitat; revising and simplifying an allocation exception process to allow for the consideration of projects within designated habitat management areas (provided they meet prescribed criteria); solidifying the BLM's commitment to use the most current version of the State of Nevada's Habitat Quantification Tool to quantify impacts to GRSG and their habitat; and identifying that seasonal timing restrictions and modifying habitat objectives would be addressed in coordination with the Nevada Division of Wildlife (NDOW) and CDFW.

[Cooperators: discussion regarding mitigation will be placed here after direction from the Department of the Interior is provided to BLM Nevada regarding alignment with IM 2018-093: Compensatory Mitigation.]

Consistent with the Notice of Cancellation of the BLM's application to withdraw SFAs from locatable mineral entry (82 *Federal Register* 195, October 11, 2017, p. 47248), this alternative would also remove the recommendation for withdrawal. The effects of such action are included in **Chapter 4**.

ES.5 Development of the Proposed Plan Amendment

The Proposed Plan Amendment represents the BLM's proposed approach for meeting the purpose and need consistent with the agencies' legal and policy mandates. The Draft RMPA/EIS was issued for a 90-

AMERICAN OVERSIGHT
NV-DA-20-0615-A-004891

day public review and comment in May 2018. The BLM assessed and considered public comments, received both individually and collectively, during the public review period of the Draft RMPA/EIS. The BLM has crafted the Proposed Plan Amendment, largely based on the Preferred Alternative (Management Alignment Alternative), which was identified in the May 2018 Draft RMPA/EIS, with modifications based on review of public comments received on the Draft RMPA/EIS. In addition, special expertise input and comments received from cooperating agencies helped shape the Proposed Plan Amendment. Changes in BLM regulations, policy, and guidance were another factor taken into consideration in its development. Key policy and guidance changes center on compensatory mitigation and adaptive management. BLM responded to all substantive comments received on the DRMPA/DEIS (Appendix G). In preparing responses to comments, the BLM referenced responses based on similar comments. The BLM also included a "Comment Noted" applicable to some comments. This response is intended to inform the commenter that the comment was taken into consideration in the development of the Proposed Plan Amendment.

ES.6 Summary of Environmental Consequences

This section includes a summary comparison of environmental consequences from implementing the No-Action Alternative, the Management Alignment Alternative, and the Proposed Plan Amendment. A detailed description of environmental consequences is included in **Chapter 4**.

Table ES-4
Comparison of Environmental Consequences

No-Action Alternative	Management Alignment Alternative	Proposed Plan Amendment
Greater Sage-Grouse		
Under the No-Action Alternative, the designation of 2,767,552 acres as SFAs and recommendation for withdrawal would have beneficial impacts on Greater Sage-Grouse by reducing mining activities that may cause disturbance to Greater Sage-Grouse and its habitat. The nature and type of effects on Greater Sage-Grouse and its habitat is described in Section 4.4.10 of the Final EIS (BLM 2015) and the 2016 SFA Withdrawal EIS, Section 4.5.	The Management Alignment Alternative would ensure that current and future renditions of habitat management area boundaries reflect Greater Sage-Grouse habitat on the ground and guide management actions appropriately. As habitat use and modeling is updated (such as updates contained in the latest iteration from Coates et al. 2016), the states will consider adopting these results to depict HMA and BSUs boundaries within the states' plans and strategies, and then BLM will consider adopting the HMA and BSU boundaries, along with the allocations associated with each Habitat Management Area (**Table 2-1** in Chapter 2). This would help to conserve the species by ensuring allocations and any of their associated restrictions are applied in the appropriate areas, while allowing infrastructure and economic development to occur in areas that would not impact the species. Updating the allocation exception process would not have impacts on Greater Sage-Grouse and its habitat. Adaptive management hard and soft triggers updates would ensure that the BLM is utilizing the best available science (such Coates et al. 2017 for	Same as Management Alignment Alternative.

AMERICAN OVERSIGHT

Table ES-4
Comparison of Environmental Consequences

No-Action Alternative	Management Alignment Alternative	Proposed Plan Amendment
	population triggers) to adjust management. Impacts on Greater Sage-Grouse and its habitat would be beneficial. The mitigation standard (net conservation gain) would be retained in the Management Alignment Alternative. Improving coordination among state and federal partners, along with using consistent metrics for tracking changes in habitat quality and quantity over time, is anticipated to benefit the species through enhanced knowledge of baseline conditions and restoration/reclamation/mitigation effectiveness. Beneficial impacts were identified for addressing seasonal timing restrictions and modifying indicators and their values in the Habitat Objectives table in the 2015 Final EIS). Modifying or removing seasonal timing restrictions allows beneficial Greater Sage-Grouse projects (i.e., juniper and/or pinyon removal) to be implemented in an expedited manner and modifying the habitat objectives would improve the efficiency of Greater Sage-Grouse habitat management by using the best available science to inform Greater Sage-Grouse habitat requirements. SFAs would not be designated under this alternative and therefore would not be recommended for withdrawal from the Mining Law of 1872; however, they would still be managed according to their underlying Greater Sage-Grouse Habitat Management Area designation (e.g., PHMA). Impacts on Greater Sage-Grouse would be consistent with those described in the 2015 Final EIS (BLM 2015).	
Vegetation and Soils		
Under the No-Action Alternative, 2,767,552 acres of Greater Sage-Grouse HMA would be designated as SFAs and recommended for withdrawal. This alternative would reduce disturbance to Greater Sage-Grouse and its habitat from associated mining activities and would have beneficial impacts on vegetation and soils; of the effects of SFAs on vegetation and soils are described in Section 4.5.10 of the 2015 Final EIS.	The Management Alignment Alternative would not substantially alter vegetation and soil resources because they would continue to be managed as underlying Greater Sage-Grouse HMAs (i.e., PHMA, GHMA, and OHMA). The difference between the nature and type of impacts described would be negligible. These impacts are discussed in Section 4.5 of the 2015 Final EIS (BLM 2015).	Same as Management Alignment Alternative.

AMERICAN OVERSIGHT
NV-DA-20-0615-A-004893

Table ES-4
Comparison of Environmental Consequences

No-Action Alternative	Management Alignment Alternative	Proposed Plan Amendment
Land Use and Realty		
Under the No-Action Alternative, the designation of SFAs would be specific to recommending lands for withdrawal from the Mining Law of 1872. Because this would not alter the underlying allocations for land use and realty associated with Greater Sage-Grouse HMA, the nature and type of effects on land use and realty described in Section 4.13.10 of the Final EIS (BLM 2015) would be the same as under this alternative.	Adopting the changes proposed in the Management Alignment Alternative would result in slight boundary adjustments for where land use and realty allocations are applied. Given the relatively minor shift in PHMA (-0.5%) and GHMA (+0.5%), these changes would not result in discernible differences from the No-Action Alternative. The decrease in OHMA (-17%) would have negligible impacts on land use and realty because no allocation decisions are tied to OHMA; therefore, the difference between the nature and type of impacts described would be negligible. These impacts are discussed in Section 4.13 of the 2015 Final EIS (BLM 2015).	Same as Management Alignment Alternative.
Renewable Energy Resources		
Under the No-Action Alternative, 2,767,552 acres of Greater Sage-Grouse HMA would be designated as SFAs and recommended for withdrawal. Because this would not alter the underlying allocations for renewable energy resources associated with Greater Sage-Grouse HMA, the nature and type of effects on renewable energy resources described in Section 4.14.10 of the Final EIS (BLM 2015) would be the same as under this alternative.	Adopting the changes proposed in the Management Alignment Alternative would result in slight boundary adjustments for where renewable energy allocations are applied. Given the relatively minor shift in PHMA (-0.5%) and GHMA (+0.5%), these changes would not result in discernible differences from the No-Action Alternative. The decrease in OHMA (-17%) would make additional areas available for solar development, but this is not expected to result in increased development proposals, based on the reasonably foreseeable development scenarios discussed in the 2015 Final EIS.	Same as Management Alignment Alternative.
Minerals and Energy		
Under the No Action Alternative, 2,767,552 acres of Greater Sage-Grouse HMA would be designated as SFAs and recommended for withdrawal. The withdrawal would reduce the availability of geology and mineral resources in Nevada only. New mines would be reduced by 33 percent and the number of exploration projects would be reduced by 41 percent (BLM 2016). The reduction in mining activity would also result in socioeconomic impacts, which are discussed in Section 4.10.1. The nature and type	Adopting the changes proposed in the Management Alignment Alternative would result in slight boundary adjustments for where minerals and energy allocations are applied. Given the relatively minor shift in PHMA (-0.5%) and GHMA (+0.5%), these changes would not result in discernible differences from the No-Action Alternative. The decrease in OHMA (-17%) would be negligible because no allocation decisions are tied to OHMA; therefore, the difference between the nature and type of impacts described would be negligible. These impacts are discussed in Section 4.15 of the 2015 Final EIS (BLM 2015).	Same as Management Alignment Alternative.

AMERICAN OVERSIGHT
NV-DA-20-0615-A-004894

Table ES-4
Comparison of Environmental Consequences

No-Action Alternative	Management Alignment Alternative	Proposed Plan Amendment
of effects on minerals and energy as described in Section 4.15.10 of the Final EIS (BLM 2015) would be the same.		
Socioeconomics		
Under the No-Action Alternative the mining industry could be adversely affected from having fewer potential locations to develop and explore. The economic impacts in Nevada would differ considerably, depending on whether the one new mine that was developed was a large gold/silver mine or a smaller barite mine. Withdrawal would support approximately 414 to 739 fewer jobs in Nevada, and between $25.8 and $56.5 million less in annual labor income (BLM 2016). SFA designation would also reduce the number of exploration projects from 78 to 32 in Nevada. Exploration would be expected to fall by approximately 41 percent (approximately $3.8 million) (BLM 2016).	Adopting the changes proposed in the Management Alignment Alternative and not recommending SFAs for withdrawal could lead to a corresponding increase in populations and employment for the counties that would see new mine development. Within the analysis area, the projected economic impacts from operation of future mines would result in 801 jobs, a labor income of $62 million, and approximately $12 million in state/local tax revenue. With the exception of not including SFAs, the difference between the nature and type of impacts described would be negligible, given the similarity of the proposed management actions. These impacts are discussed in Section 4.21 of the 2015 Final EIS (BLM 2015) and Section 4.3.6 of the 2016 SFA DEIS (BLM 2016).	Same as Management Alignment Alternative.
Livestock Grazing		
Under the No-Action Alternative, the designation of SFAs would be specific to recommending lands for withdrawal from the Mining Law of 1872. Because this would not alter the underlying allocations for livestock grazing associated with Greater Sage-Grouse HMA, the nature and type of effects on livestock grazing described in Section 4.10.10 of the Final EIS (BLM 2015) would be the same as under this alternative.	Despite minor differences between the actions described in the Management Alignment Alternative and those analyzed in the 2015 Final EIS, the difference between the nature and type of impacts described would be negligible. These impacts are discussed in Section 4.10 of the 2015 Final EIS (BLM 2015).	Same as Management Alignment Alternative.
Comprehensive Travel Management		
Under the No-Action Alternative, the designation of SFAs would be specific to recommending lands for withdrawal from the Mining Law of 1872. Because this would not alter the underlying allocations for travel and transportation management	Adopting the changes proposed in the Management Alignment Alternative would result in slight boundary adjustments for where travel and transportation allocations are applied. Given the relatively minor shift in PHMA (-0.5%) and GHMA (+0.5%), these changes would not result in discernible	Same as Management Alignment Alternative.

AMERICAN OVERSIGHT
NV-DA-20-0615-A-004895

Table ES-4
Comparison of Environmental Consequences

No-Action Alternative	Management Alignment Alternative	Proposed Plan Amendment
associated with Greater Sage-Grouse Habitat Management Areas, the nature and type of effects on travel and transportation management described in Section 4.12.10 of the Final EIS (BLM 2015) would be the same as under this alternative.	differences from the No Action Alternative. The decrease in OHMA (-17%), would have negligible impacts on comprehensive travel management because no allocation decisions are tied to OHMA; therefore, the difference between the nature and type of impacts described would be negligible. These impacts are discussed in Section 4.12 of the 2015 Final EIS (BLM 2015).	

198

199

AMERICAN OVERSIGHT

NV-DA-20-0615-A-004896

200 This page intentionally left blank.

AMERICAN OVERSIGHT

NV-DA-20-0615-A-004897

Comment Form

Document Title	Nevada and Northeastern California Greater Sage-Grouse Preliminary Draft Proposed Resource Management Plan Amendment and Final Environmental Impact Statement
Date (mm/dd/yy)	
Name	
Agency/Organization	
Telephone No.	
E-Mail Address	

Chapter	Page	Line	Comment

AMERICAN OVERSIGHT

Stephanie M. Klapstein

From: Horning, Daniel M. EOP/WHO <Daniel.M.Horning@who.eop.gov>
Sent: Wednesday, October 31, 2018 7:41 PM
To: Horning, Daniel M. EOP/WHO
Cc: Pottebaum, Nic D. EOP/WHO; Hoelscher, Douglas L. EOP/WHO
Subject: President Trump Continues to Support the American Worker
Attachments: Private Sector Workforce Pledges.pdf; Press Call on Our Pledge to America's Workers.pdf; Remarks by President Trump at Our Pledge to America's WorkersEvent.pdf

State Leaders and Staff,

Today, President Donald J. Trump reiterated his commitment to workforce development and highlighted how the Administration's Pledge to America's Workers is generating new training opportunities for millions of Americans. Businesses, trade associations, and other private organizations are responding to President Trump's call and have now pledged to educate and train more than six million workers. Additionally, a bipartisan group of 41 governors have signed the pledge (complete list can be found below).

Attached is a readout from this morning's press briefing call, transcript of today's meeting at the White House, and a list of the pledges from the private sector.

Governor's Pledge to America's Workers:

AMERICAN OVERSIGHT

NV-DA-20-0615-A-004899





AMERICAN OVERSIGHT



PRESIDENT DONALD J. TRUMP'S COMMITMENT TO WORKFORCE DEVELOPMENT GENERATES TRAINING OPPORTUNITIES FOR MILLIONS OF AMERICANS

"We're asking businesses and organizations across the country to sign our new pledge to America's workers." – President Donald J. Trump

ANSWERING THE PLEDGE: Companies and associations are responding to President Donald J. Trump's call and pledging to educate and train more than 6 million workers.

- Companies and associations continue to sign the Pledge to America's Workers and have now committed to provide more than 6 million educational and training opportunities.
    - With these new opportunities, millions of American workers will have the skills and training to advance their careers and earn bigger paychecks.
    - These opportunities were secured through private sector pledges, not taxpayer dollars.
    - Further, a bipartisan group of 41 governors have signed a pledge to America's workers.
- President Trump launched the pledge in late July, prompting more than 20 companies and associations to pledge more than 3.8 million training opportunities over the next five years.
    - Walmart pledged 1,000,000 new opportunities.
    - IBM pledged 100,000 new opportunities.
    - FedEx pledged more than 500,000 new opportunities.
    - Other companies included Apple, Boeing, and Lockheed Martin, and more.
- Since then, more than 100 new companies and associations have joined these efforts to bring the total to more than 6 million new opportunities.
    - IPC, the Association Connecting Electronics Industries, is pledging 1 million new opportunities.
    - AT&T is pledging 200,000 new opportunities.
    - The National Association of Landscape Professionals is pledging 150,000 opportunities.

DEVELOPING OUR WORKFORCE: President Trump has prioritized workforce development to better train and equip American workers.

- Reflecting his commitment to preparing our Nation's workforce, President Trump signed an Executive Order creating the National Council for the American Worker in July 2018.
- The Council, comprised of senior Federal officials, is creating a national strategy to ensure our students and workers have the education and training needed to compete in today's economy.
- The President also established an Advisory Board comprised of business, non-profit, and education leaders to provide recommendations to the Council.

AMERICAN OVERSIGHT

NV-DA-20-0615-A-004901

MEETING JOB MARKET DEMANDS: The American economy is roaring back to life and offering workers more and more opportunities that require new skills and training.

- As a result of President Donald Trump's policies, the economy is booming and providing workers with an unpreceded number of job opportunities.
    - The unemployment rate has reached a 49 year low.
    - There are a record 7.1 million job openings in the United States.
    - The record number of job openings is bringing workers back off the sidelines who had been pushed out of the workforce.
- Workers are in high demand as employers report challenges in locating individuals with the skills and training to fill open positions.
    - The rapidly changing modern economy will require new skill sets for our future workforce as new technology and automation grows.



Click above for video from today's event.

Please let us know if you have any questions.

Sincerely,
The White House Office of Intergovernmental Affairs

Dan Horning
Associate Director
White House Office of Intergovernmental Affairs
C: 202.881.7721 (no text) | E: Daniel.M.Horning@who.eop.gov

AMERICAN OVERSIGHT

NV-DA-20-0615-A-004902

Office of the Press Secretary
FOR IMMEDIATE RELEASE
October 31, 2018

REMARKS BY PRESIDENT TRUMP ADVISOR TO THE PRESIDENT IVANKA TRUMP AND DIRECTOR OF THE NATIONAL ECONOMIC COUNCIL LARRY KUDLOW AT OUR PLEDGE TO AMERICA'S WORKERS EVENT

State Room

2:35 P.M. EDT

MR. KUDLOW: Welcome, everybody. I'm Larry Kudlow. I hope I'm hooked up with the mic. I believe I am. We are -- we're here to celebrate, actually. That's what we're going to call this. To celebrate the new American workforce, is what I'm calling it. The new American workforce in the middle of an economic boom.

And one person has gone around the country championing, crusading, so that every worker can be -- listen to this word, it's one of my favorite words -- "reskilling." Reskilling. We've all got -- later on, I'm going to ask her about reskilling old broadcasters and NEC directors. (Laughter.) And maybe more.

Anyway, the headline here is you have a new announcement now. This is private sector, okay? Private companies. No government. No government money. But dealing with the American workforce so it can fit in the missing links between job openings and folks who want to work.

Ivanka Trump, tell us about it.

MS. TRUMP: Thank you, Larry. And thank you for -- for this opportunity. So we're sitting in a room today surrounded by companies who have committed to investing in their workforces and workers who have benefitted, and students, from those programs.

The reality is that we have an incredible economy, a robust economy. And that's because of deregulation, because of tax reform. And for the first time in history, we have more vacant jobs than we have unemployed workers to fill them.

And so this represents an enormous opportunity for us to think about making sure that every American worker is equipped with the skills they need, whether they're in high school and

AMERICAN OVERSIGHT

they're looking to graduate and have a job ready for them upon graduation, or whether they're a mid- to late-career worker who's looking for an opportunity to learn a new skill or learn a new trade.

So we've been doing that. The President, back in July, announced a call to action where he wanted the private sector to step up and start to take responsibility and take a commitment for investing in their own workforce. They did that.

Back at the end of July, we announced over 3.5 million jobs created by companies such as Apple and FedEx, Microsoft and Walmart, and so many others.

Since that period of time, more than 120 additional companies have signed our Pledge to America's Workers. And as Larry noted, no federal funds are involved in this at all. And they're committing to retraining, creating new jobs, creating enhanced careers opportunities, apprenticeship, learn-while-you-earn opportunities. So several of those employers are here with us today.

We've got the CEO from Textron, who is -- has committed to 22,000 opportunities to train workers in the aviation sector. So thank you very much for that commitment. Ford Motor Company is committed to providing 55,000 new jobs and opportunities in the automotive sector. AT&T has committed to [offer] 200,000 ~~new jobs~~ [employees] ~~and~~ [reskilling] opportunities. And IPC -- John, the CEO, thank you so much -- this association that represents electronic assembly industry whose members have committed a total of 1 million new jobs and training opportunities. So just incredible.

THE PRESIDENT: Stand up, please.

MS. TRUMP: Please, yes. (Applause.)

MR. KUDLOW: And so the headline is, you're up to --

MS. TRUMP: We're up to 6.3 million new jobs.

MR. KUDLOW: Which is incredible. (Applause.) Incredible.

MS. TRUMP: And if you think about that in context, that represents 5 percent of the current workforce. So it's really -- it's really remarkable. And really, this is that call to action to the private sector to invest in the current and the future workforce. And we're going to continue to have the private sector sign our pledge and agree to making this type of investment.

With that, while the last event and the last time we were here announcing the launch of the pledge, today we really wanted to focus on the workers that benefit from it. So in my travels -- and I've been to job training programs in now 14 states across the country, and really seen the best-in-class things that are happening on a state level -- thank you, Governor Bevin, for all that

AMERICAN OVERSIGHT

you're doing -- and on a private sector level.

But I've met some remarkable people, many of whom are in this room. I'd like to briefly introduce Eric, who I was just in eastern Kentucky with, who went from a job in the coalmining industry to now a CNC machining instructor. He was so good that they wanted to keep him to train their other workers. So maybe, Eric, if you wouldn't mind standing and telling us a little bit about your story.

MR. OWENS: Like he said, I was a laid-off coalminer. I worked in the coalmines for 30 years. I worked my way through it all. I was an electrician when I was laid off. I found myself without anything to, you know, support my family with. What am I going to do? Unemployment is not going to do it. I'm not old enough to be retired yet. So I got to work every day of my life. Yep. So I got the opportunity through Paintsville CAP office to give me the knowledge of the CNC machine school that had just opened up there in Paintsville. I was in the first class. Went through the 16-week course. Took to it; understood it, become a part of it. They decided to keep me there and I help with other students. We're on our third class now. We have people working in Louisville, Winchester, all around the surrounding area.

But those guys, you know, they want to come home too and then work right there in their areas. So we're hoping that with the school and the jobs that we're creating, we'll bring industry in and we'll all flourish. Just bring it on. (Laughter and applause.) Thank you.

MS. TRUMP: I saw firsthand -- I saw firsthand just how amazing Eric is and the work that he does and the instruction he's given to so many in that facility. So, really amazing.

And, Stacia, I met you in Houston. And Stacia is currently training to be an apprentice and is valedictorian of her class, graduating I believe just in a couple months. And is looking forward to a career as a pipefitter.

I should also mention that you're a Marine Corps veteran. So would you share your story with us, Stacia?

MS. BRIGHTMON: As she said, my name is Stacia Brightmon. I'm from Houston, Texas. I'm the proud mother of two boys and I'm a Marine Corps veteran. I currently -- my oldest son is also a Marine as well, stationed at MCA Cherry Point.

Following my career in the Marine Corps, I found myself unemployed working a bunch of dead-end jobs. And I was looking for something more than just a job; I wanted a career. So I was approached by S&B for their women's apprentice program, which is an earn-while-you-learn program.

At that time, I was kind of discouraged because the oil and gas industry is not an industry that has a lot of respect for women and has a lot of respect for females. So I went and I spoke with my pastor, and my pastor gave me some words of advice. She told me that, "Be the change that I

AMERICAN OVERSIGHT

want to see. Be the woman that can go out there and make that difference, that can earn the women respect." So I agreed to the women's apprenticeship program from S&B. It's an 11 -- it's a 16-week course and we're on our 11th week. And as Ms. Ivanka said, yes, I am the valedictorian of our class.

I appreciate S&B for the opportunity that it has given me. Not only do I have a job, now I have a career. And I have a career that I can lean on and that I can look forward to and that will take me further. (Applause.)

MS. IVANKA: Amazing. Amazing. Congratulations.

And lastly, I'd like to introduce, Anna. Anna, I met in Pittsburgh, in August, in Robotics Row. And Anna -- and I see serval of her classmates are part of the FIRST Robotics Team. And, hi, ladies. They are doing just incredible things in the field of STEM, and they're competing both in Pennsylvania and internationally, and are really our next generation of entrepreneurs, engineers, innovators, and really inspiring.

So, Anna, will you share with us some of your goals and your story?

MS. NESBITT: Yeah, my name is Anna Nesbitt. I'm a sophomore in high school. I am -- as Ms. Trump said, I am a part of a FIRST Robotics Team called "Girls of Steel Robotics." You can see three of the other girls on our team right over there.

Every year, our robotics team of around 50 girls from the greater Pittsburgh area meets at Carnegie Mellon University, and we build a 120-pound robot in six weeks. Once we build the robot, then we go to international competitions and we compete with it through a game that FIRST designs.

But these teams are so much more than just about robotics. We -- each girl on our team is part of a business sub -team and a technical sub-team which allows girls to be able to spend one day a week writing a business plan and the next day of a week welding.

And it's really teaching girls on our team, and on all FIRST programs similar to ours, real-world skills that you could not get from sitting behind a desk in a classroom. So the things that I've learned through Girls of Steel, and been empowered to try through Girls of Steel, I know are going to shape my future.

And yeah, I'm really thankful for the opportunities that we've had through these after-school programs in STEM. (Applause.)

MS. TRUMP: Well, thank you. Thank you for sharing your story. And I thought that would set a nice tone for a broader discussion about the economic opportunity that's been -- being created by President Trump and this administration.

AMERICAN OVERSIGHT

So, Larry, I'll kick it over it over to you now.

MR. KUDLOW: Thank you. Thank you, Ivanka.

By the way, young lady, robot building -- a lot of people are worried about the future with robots. But somebody has got -- somebody has to build them. Somebody has got to service them. Somebody has to keep them going. There's a lot of jobs there. You've got one. I think you illustrate an important point.

MS. NESBITT: Yeah, definitely. (Laughter.) Yeah -- well, yes. Girls of Steel really, and all FIRST Robotics programs, there's tons of scholarships through them. And you come out of the meetings feeling like you know more than you went into. And so that really does empower you to join that STEM workforce.

I know Tina, who's sitting over there, she's interested in going into robotics. And whenever she started Girls of Steel, she wanted to go into history. So it really -- it does empower you to try new things, go out of your comfort zone, which is things that girls need.

MR. KUDLOW: Thank you. Terrific stuff. So, Mr. President, nobody wants to talk about the economy anymore. So let's talk about the economy. (Laughter.) All right?

THE PRESIDENT: I like that.

MR. KUDLOW: You beat your critics. You beat your naysayers. We're growing at 3 percent-plus. We just had a record -- let's see, 18-year high in consumer confidence, I think yesterday or the day before. How did you do it? What's the message here?

THE PRESIDENT: Well, we did it with a lot of good thought, and we did it with a lot of great people, like we have here today. And some are going into different fields. By the way, the coalmining field is doing very well right now, but some people will go out of that and some people will go into that, because frankly, it is really, as you know -- you see what's happening -- it's doing great.

We have the Governor of Kentucky with us and he has been -- Matt, please -- stand up, Matt Bevin, please. (Applause.) What a job he's done. And he's a -- he can tell you how well it's doing, but we have a lot of other industries that are doing well. You really have your choice. You didn't have a choice just a few years ago, and now you have a choice because our markets are so strong.

The job market at 3.7 percent is the lowest in 50 years. It's the best unemployment numbers we have in 50 years. And that's wonderful, but we actually need workers now. That's a good thing to be saying because that hasn't been said for many, many decades.

And we want people to come in. You've all been reading about the immigration situation

AMERICAN OVERSIGHT

with the caravans and all, but the fact is, we want people coming into the country. We want them to come in legally. They want to come through a system that we have set up and that we're really setting up well.

And they want to come in, and we want them to come in through merit so that they can help these companies. Because we have -- just in Japan alone, we have six major car companies going to open up new plants and coming in -- they're coming into Michigan and they're coming to Ohio, they're coming to a lot of different places. We have a lot of car companies coming. We have a lot of companies, period. Foxconn, in Wisconsin, as an example.

And all of this has just led to optimism. I mean, we're cheerleaders. That's a big part of it. And we're cheerleaders for our country, for our system. We're getting rid of a lot of the bureaucratic blocks and a lot of the regulations, Larry, which you know are very important.

In fact, before we did the tax cuts -- and the tax cuts are a big factor -- but before we did these really massive tax cuts, the biggest that we've ever done, we did regulation cuts -- and quite a bit before. And the economy was really going very well. And then you added to that the tax cuts and other things that we have within the reform bill.

And the end result is we have an economy that's the hottest economy right now in the world. And I guess the stock market is up to -- getting close to 50 percent, if you think about it -- that's incredible -- since the election.

And it's -- in fact, I hear today it's doing very well, Larry. It's up another 400 points. It was up 450-or-so points yesterday. And it's just doing well.

I will say this: They're waiting for the results of the midterms. And if the midterms for some reason don't do so well for Republicans, I think you're all going to lose a lot of money. I hate to say that. I think you're going to lose a lot of money. People are waiting on your 401(k)s and everything else. They're waiting to see what happens with the midterms.

And if it comes out good, like we think it probably will, because there's a good feeling in the air. There are a lot of people voting. Go out and vote. But if it comes out good, I think the market is going to continue to go through a period like we've never seen before.

MR. KUDLOW: Yes, sir. It's a healthy economy.

You know, the gentleman over there said "bring it on." I love that. I say the American men and women in business and the workforce are crushing it. We're the hottest economy in the world right now. Trillions of dollars are coming our way.

Let me ask you this -- very unusual: When you look at the statistics, God forbid we should use a factoid, we are experiencing record blue-collar employment increases, the likes of which we haven't seen since the middle eighties, okay? When I was a Cub Scout for Reagan.

AMERICAN OVERSIGHT

We are looking at blue-collar wage increases are rising faster than white collars. Now, I'm not against white collars, but I'm just saying, this is the blue-collar, middle-class Trump economy. How do you account for that?

THE PRESIDENT: Well, if you remember, the previous administration said there won't be any more manufacturing jobs; you're going to need a magic wand and all of that. Well, we had the magic wand, because we have almost 600,000 manufacturing jobs since the election, and it's going to go much, much higher than that. And these are among our best jobs. I mean, if you look at jobs, those are great jobs. They're high-paying jobs. They're skilled jobs. People are being trained for those jobs.

And I think -- look, I think that companies coming in, you have some of the great companies. And I really appreciate your top people coming from these great companies. And I just feel that they can train people far better than the government can train people. And they go specifically to that company. But I don't think there's ever been a way that we can go, as a government, and train people like you can train them for your great companies.

And I also know that what happens oftentimes is people that didn't know too much, and they go in, they get trained, they get a job -- they do phenomenally well within the company. They go up in rank. They go up right like a rocket ship. And they go up in salary and pay, and even ownership, in many cases, where they have stock ownerships and options, and everything else.

So I just want to appreciate. These are great companies that are with us today, and you have done a fantastic job.

So thank you all. Thank you all very much. Appreciate it. (Applause.)

MR. KUDLOW: During the campaign, you made it very clear --

THE PRESIDENT: Which one? Which campaign? (Laughter.) There have been a lot of campaigns.

MR. KUDLOW: 2016. During that campaign, I thought you made it very clear -- you were speaking to people all across the country: the workforce, the entrepreneurs, the business owners. I thought you made it clear that the war against business is over; the war against energy is over; the war against success is over; if you succeed, you can keep more of what you earn.

Almost from the day after you won, a falling consumer confidence index started to rise and rise and rise. The day before yesterday, I think, 18-year high. The thing hasn't stopped rising. The same is true for small businesses. Have you changed the attitudes? Have you changed the psychology, how you said to folks, "Go out there and take a rip at the ball?"

THE PRESIDENT: Well, look, I'm a believer in this country. I'm a believer in the

AMERICAN OVERSIGHT

system. This is the greatest system on Earth. But -- and I also -- I said it before, we are cheerleaders. If you look at what's going on in certain states, and if you look at what's going on in certain areas of the world, for the most part, the ones that are doing well are the ones that are really in favor. Nobody is hot like we are, though. There's no other country on this planet that's hot like the United States. And a lot of people said this can't happen because we're big -- we're a big country.

If you look at comparing us to, as an example, China, we're going way up, and China has been hurt over the last number of months. And they're having a hard time, and they'll be fine. And let's see what happens. But we have a chance to make a fair deal, because China has been hurting us and trade deals have been hurting us. And we're changing them. We changed with Mexico. We changed it with Canada, South Korea. We have a new deal.

We're now negotiating with the European Union, which has been -- I mean, just absolutely hurting the United States. They don't take our product. They don't take your product. They don't take our product. They don't do a lot of things. They charge tremendous tariffs, and we don't. And it's been very difficult dealing with the European Union. But we are now negotiating with them from a position of total strength. Because if they don't treat us fairly, we're not going to treat them fairly. And the same goes for many other countries around the world, including China.

But people come in, prime ministers come in, and presidents come in, and kings and queens, and everybody comes in, and the first thing they always say is, "Congratulations on what you've done with the economy." We are literally the hottest country in the world, economically, and it's a great thing to see. And I think we have a long way to go. I really believe that. I think, Larry, we have a tremendously long way to go.

MR. KUDLOW: So, Ivanka, you've got, if I understand it, roughly 7 million job openings in the hottest economy in the world.

MS. TRUMP: Yeah.

MR. KUDLOW: So your reskilling comes at exactly the right moment.

MS. TRUMP: It's critical that we make sure there's alignment between the jobs in demand in the modern economy and the skills being taught in our classrooms, our technical schools. And that's what this administration is completely committed to. But it's also really important that we work with industry and also with governors.

So as part of this pledge, we had governors sign a pledge saying that they would prioritize this in their states, because they do reskilling, they know the needs of their local marketplaces far better than the federal government does.

So this President, after this legislation languishing for almost a decade, signed Perkins Career

AMERICAN OVERSIGHT

and Technical Education into law, modernized it. This is money that goes to the states that enables the governors to invest and fuel the growth of jobs and training programs that are actually working.

Governor Bevin, who is here with us today, is working very hard to attract businesses because they're -- the skilled workforce is there.

So you really do need this whole pairing of the industry, the skilled labor, and -- and, of course, the government's commitment to --

MR. KUDLOW: Some initiatives.

MS. TRUMP: -- to champion it.

MR. KUDLOW: Some initiative. Some hard work.

MS. TRUMP: A lot of -- well, we do that well in this country.

MR. KUDLOW: You bet you do.

MS. TRUMP: So this room is absolutely a testament to the fact that our greatest resource is the American workforce and --

THE PRESIDENT: So -- but, Larry, you do need what Ivanka said last. You need some help from the government to get it started in the right direction.

And one of the things I'm very proud of is the steel industry. The steel industry was dead. It was as dead as a doornail. We weren't going to have a steel industry in two years. You look at what happened. It used to be our great industry. United States Steel was our biggest company many years ago, and there was nothing even like it. It was a juggernaut. It was a powerful, powerful company. And you look at what's happened to our industry, and it's gone down -- really gone down the tubes.

We literally -- and you need steel. You know, there are certain industries we can actually do without, and we can buy, but you have to have steel and aluminum. And I put a very substantial penalty on what was happening because other countries were destroying our steel industry.

And in addition to collecting a lot of money, which we're collecting on the tariffs where we put tariffs on the dumping of steel and aluminum -- 25 percent on steel, 10 percent on aluminum -- we are -- I mean, these industries, it's incredible what's going on. U.S. Steel is building many plants and expanding many plants.

Nucor is building -- and these are new plants, in many cases. These are big, beautiful plants. We're going to be using the iron ore from Minnesota and other places. And Minnesota is

AMERICAN OVERSIGHT

booming because of it, whereas the previous administration shut it down for environmental reasons, they said. But nobody quite got it. And they just shut it down. And it was just collapsing. But we were not going to have a steel industry.

Now, if you just look at it from the standpoint of defense, if you don't have steel, you don't have defense. You're not going to be buying your steel from a foreign country in case you have a problem, which hopefully we won't, ever. But you have to have a steel industry, you have to have a very strong aluminum industry.

And you take a look at what's happened to those industries. But steel is the talk of the world because they're saying the steel industry is -- Wilbur knows, because he used to be in that business -- the steel industries are coming back. Industry like almost -- I can say this: It will be at a level that people won't believe in a very short period of time. And this happened over the last seven or eight months.

You look at what the plans are for U.S. Steel and for Nucor and so many others, where they're building plants, and eventually those prices are going to end up being low because everything is going to be made here. We're taking the iron ore from here, we're taking everything right from our mines. And that's great for our miners, by the way. But we're all doing it here. We don't need outside for that. Nor should we.

The other thing is the quality of the steel is much better, because we were having garbage dumped on our shores. It was sand, it was -- it was all sorts of rock in it. It was bad steel. It wasn't structurally good. And we are now having -- we're creating a fine quality steel, which to me is a very important thing.

So what we've done with the steel industry in a very short period of time -- I would really say over the last year -- is being talked about all over the world. We have a steel industry again, and it's really roaring.

MS. TRUMP: Plus, tax cuts have enabled this to really transpire as well. So all of the companies here -- the cutting of the corporate rate; the cutting of the individual rates; repatriation of money back from overseas, back to our shores; 100 percent capital expensing -- has been just a tremendous boon for the economy.

But one of the elements that we've talked about a lot in this room that's very exciting and that Treasury -- Secretary Mnuchin just put out guidance on -- in tax reform, there was also opportunity zones, and that was passed. And that's going to uplift. And the governors have designated over 3,900 opportunity zones to stressed, urban, and rural communities. And it incentivizes private sector investment into those communities, which is exactly what we want. So the private sector to go and be incentivized, to invest where otherwise they would have avoided.

So in addition to tax cuts, that's another element that will really help uplift the American

AMERICAN OVERSIGHT

economy and fuel the boom we've been experiencing.

MR. KUDLOW: I was just going to say, sir, well-done trade reform can be very pro-growth. That's what you're saying.

THE PRESIDENT: So we were losing a tremendous amount of money, and unfortunately, it's a number that nobody can even believe -- close to $800 billion a year. When you hear that number, folks, you can't be too proud of our representatives from the past. But we're redoing our trade deals; we're making them fair and equitable. And for the other countries, too.

But they've taken advantage of us on trade. They've taken our money. They've taken our jobs. And we're stopping that. And we have to take care -- I have the expression, "America first." And the fact is, we have to start taking care of our own country, because we were taking care of other countries and we were letting our country go to hell in trade and in so many other ways. We can't do that. We can't do it. With immigration, with the borders, with trade -- so many different ways. And we're changing that, and we're making great trade deals from horrible trade deals. And if they don't want to do business with us, that's okay.

But they can't come in and take the wealth from our country. It's a great transfer of wealth. They can't -- we had had -- we have had one of the greatest transfers of wealth in the history of the world. It's been taken from our country and it's been brought to other countries. And it was only because we had people that were not watching or they didn't know, or they didn't care.

And it's incredible. When I see some of these deals that were made, I say, "How could anybody have agreed to it?" It's basic. It's like -- I mean, it's literally first-grade business. It's so simple.

And the end result is it's tougher to get out because they've been so used to making so much money off our country, and we can't let them do that anymore. We're going to start paying down debt. We have a lot of debt. We going to start paying down debt. We have such potential in this country. When I tell you about deals that were made that were so grossly incompetent, they should have never been allowed to be made. And they never changed them. And everybody knew they were bad, and they never changed them. So we're changing them, and we're changing them very rapidly. Our countries, whether they're allies or not, have to treat us fairly, and they haven't been.

MR. KUDLOW: Last one, sir. Appreciate it. More of a personal question. Ivanka was talking about initiative and leadership and hard work, along with reskilling. So you've had an unbelievable career. You were in construction. You were in real estate. You were a very famous television host. And now you happen to be President. Did you go through -- did you go through reskilling along the way? (Laughter.)

THE PRESIDENT: I never thought of it that way, but I guess I did. Right? (Laughter.) I

AMERICAN OVERSIGHT

suspect I did. Look, I've been in a lot of different jobs. I love building. I love the real estate industry. It's been very good to me. I think I've been good for it. I always pride myself on building on time, on budget -- ideally, ahead of time and ahead of budget.

And we really -- we really have -- I've learned a lot. You know, when you build a building, it's almost like every trade: You're involved with the unions, in many cases. You're involved with labor. You're involved with finance. You're involved with design. You're involved with so many different things. In many cases, you're involved with international concepts and deals. So you learn a lot.

And then, I did "The Apprentice," which became a great show -- a very, very successful show. Tremendously successful. I did it for 14 seasons, 12 years. It was so successful they put it on twice sometimes. And as soon as I left, that show went down the tubes. So, you know, just one of those things. Right? I don't know if I feel happy about that or sad; I've never figured that out. (Laughter.)

But I don't know if I'd want to leave, Betsy. And they -- the show became even more successful. Almost couldn't have been more successful. It was a tremendous success. And I learned a lot from that, too.

And I've certainly learned a lot. We're here almost two years, and we've learned a lot from doing this. And I think we've put a lot of talent to work. We have great people that we work with. And when they're not so good, we make changes. And we have to do them maybe faster than other people would. But I sort of can figure it out pretty well.

And we're doing fantastically well as a country, and a lot of great things are ahead. Our best years are ahead of us. I really believe that. Our best years are truly ahead of us.

MR. KUDLOW: Yes. Yes. I love that. I want to end on that. You're the quintessential optimist. The best years of America have yet to come.

President Trump, thank you so much. (Applause.)

END 3:15 P.M. EDT

AMERICAN OVERSIGHT

Today's Pledges	
Company/Organization	**Target # of Individuals Over 5 Years**
Altec	1000
Amazon	50,000
Associated Equipment Distributors	10,000
AT&T	200,000
Cognizant	40,000
Extreme Dodge Jeep Ram	10
FCA International	42,000
Ford	55,000
Glichrist Automotive	75
IPC (Association Connecting Electronics Industries)	1,000,000
Leidos	2,125
MMC Materials	3,000
National Association of Landscape Professionals	150,000
Nephron Pharmaceuticals	490
Sheet Metal & Air Conditioning Contractors National Association	15,000
Textron	22,240
The Association of Union Constructors	250,000
U.S. Concrete	2,000
	Total: 1,842,940
Total Pledges to Date	
Company/Organization	**Target # of Individuals Over 5 Years**
A 2 Z Hospice Sterilization Corp	25
A.Y. McDonald Mfg. Co	275
ACCI	125
Accu-Mold LLC	55
AECOM	40,000
Aerospace Industries Association	48,000
Airbus OneWeb Satellites LLC	250

AMERICAN OVERSIGHT

Altec, Inc	1,000
Amazon	50,000
American Hotel and Lodging Association	130,000
American Trucking Associations	50,000
America's Workforce Solution, LLC	100
AmSkills- American Manufacturing Skills Initiative	5,000
Apple	10,000
Associated Builders and Contractors	500,000
Associated Builders and Contractors of Florida	5,000
Associated Equipment Distributors	10,000
Associated General Contractors of America	172,500
Association of Union Constructors	250,000
AT&T	200,000
ATMOS 360 Air Systems Solutions	10
Automatic Data Procession (ADP), LLC	2,000
Bayou Concrete	750
Blue Halo Med Spa	25
Boeing	100,000
BSWANKY, LLC	25
Can You Escape?	50
Capital Concrete	100
Carew Concrete and Supply Co., Inc	400
Casey Jackson Ford	250
Cemstone Products	8
City Machine Technologies	50
Cognizant	40,000
Concrete Supply Co.	1,200
Cope Plastics	50
Cornerstone Engineering, Inc.	125
Crow Practice LLC	50
CRST	200
Custom Traffic Solutions	100
Decker Precision Machining, Inc.	8

AMERICAN OVERSIGHT

Dickinson Ready Mix Company	30
DXC Technology	2,000
Dyersville Die Cast	40
Earp Enterprises Inc	1,000
Eastern Shipbuilding	1,600
Extreme Dodge Jeep Ram	10
EZ Foods, Inc	50
FCA International	42,000
FedEX	512,000
Firehouse of America, LLC	8
Flexsteel Industries, Inc.	1,100
Ford	55,000
Four Star Freightliner	175
Foxconn	13,000
Geiger Ready Mix Co. Inc.	125
Giese Manufacturing Co.	10
Gilbert Home Comfort	20
Gilchrist Automotive	75
GM	10,975
Harper and Associates Real Estate	350
Harris Corporation	1,000
Hill International Trucks	50
Home Depot	50,000
Honeywell	20,400
HP	6,700
Hunter Truck	100
Hyundai of Slidell	20
Hy-Vee	15,000
IBM	100,000
InterContinental Hotel Groups	250,000
Internet Association	30,000
Iowa Association of Business and Industry (ABI)	14
Iowa Business Council	30,000

AMERICAN OVERSIGHT

IPC	1,000,000
Jade Strings	4
Johnson & Johnson	10,000
Katpro Technologies Inc	20
Kelly Cadillac	25
Kent Corporation	3,000
Kenworth of Louisiana	25
King Contracting, Inc.	610
KPMG	35,000
Latham Marine, Inc.	5
Leidos	2,125
Leonardo DRS	1,000
Lesher Mack Sales & Services Inc.	20
Lisle Corporation and EZ Way, Inc.	50
Lockheed Martin	8,000
Maritime Construction Inc.	5
Maschmeyer Concrete Company	400
Mastercard	75,000
McKensie Contracting	25
MDI	12
Mega Social Enterprise Inc.	5,000
Microsoft	10,000
Midstate Auto Group of Vermont LLC	3
Miller Electric	250
Mi-T-M Corporation	150
MMC Materials Inc.	3,000
Monarch Point Consulting Group	3
National Association of Homebuilders	50,000
National Association of Landscape Professionals	150,000
National Electrical Contractors Association	60,000
National Restaurant Association	369,975
National Retail Federation	250,000
Nature’s Way Natural Pest Control, Inc.	4

AMERICAN OVERSIGHT

Nava Pets Inc.	25
Nephron Pharmaceuticals	490
North America's Building Trades Unions (NABTU)	250,000
Northrop Grumman	7,500
Oscarware, Inc.	10
Palarum	20
Pasco Hernando State College	40
Phillips 66	6,000
Pobjecky & Pobjecky, LLP	15
Premier Tooling & Manufacturing, Inc	12
Products of Purpose	30
Quality Certification Services	30
Raytheon	39,000
Reeds Metals	50
Rose International	250
Rosie Paulsen Enterprises	3
SAP	15,000
Sayler’s Suncoast Water	5
Seep, LLC	5
Semper Tek Inc.	50
ServiceOne	60
Sheet Metal & Air Conditioning Contractors National Association	15,000
SHRM: Society for Human Resource Management	127,000
Silvi Group Companies	50
Sky Nurses LLC	10
Smith Broomfield & Howard Construction and Restoration LLC	10
Smith South Plains Ford Lincoln	15
Smokey Point Concrete	50
Snively Insurance Agency Inc	5
Southern Manufacturing Technologies	100
Standard Golf Company	10
Sukup Manufacturing	20
Summit Agricultural Group	70

AMERICAN OVERSIGHT

Surefire Innovations	5
SWACCA: Signatory Wall and Ceiling Contractors Alliance	50,000
Tampa Tank	250
Textron	22,240
The Monarch Cement Company and Subsiidiaries	519
The Spicy Olive	2
Theisen's (Theisen's Home-Farm-Auto and Theisen Supply Inc.)	30
Thomas Concrete	9,500
Townsend Honda	12
Truck Centers	100
TSYS	3,000
Turner Contruction	5,000
U.S. Concrete	2,000
Uelner Precision Tools & Dies, Inc.	20
United Airlines	15,875
United Materials, LLC	145
UPS	51,750
USA Environmental, Inc.	10
Venergy Group, LLC	150
Visa Inc.	14,500
VoltAir Inc	125
W.S. Badcock Corporation	400
Walmart	1,000,000
Wegman Company	15
Wesley Chapel Nissan and Motor Trend Certified Vehicles	1,400
West Volusia Regional Chamber of Commerce	6
	Total: 6,432,283

AMERICAN OVERSIGHT

Office of the Press Secretary
FOR IMMEDIATE RELEASE
October 31, 2018

PRESS CALL
ON OUR PLEDGE TO AMERICA'S WORKERS EVENT

Via Telephone

9:05 A.M. EDT

MS. WALTERS: Good morning. Thank you, everyone, for joining us today on a call about our Pledge to the American Workers, the event the President will be hosting here at the White House this afternoon.

I'm joined today by Ivanka Trump and Kevin Hassett. The ground rules for this call are that it is embargoed until the completion of this conference call. The opening remarks will be on the record, attributable to the individual speaker. I will have both Ivanka and Kevin state their names before starting. But question and answer will be on background. Question and answer will be attributable to a senior White House official.

And with that, I will turn the call over to Ivanka.

MS. TRUMP: Thank you so much, Lindsay.

Today marks the achievement of a major milestone reached with our Pledge to America's Workers campaign. Thanks to the Trump administration's pro-growth policies, the U.S. economy is booming. Unprecedented deregulation and tax cuts, which brought historic tax relief to American families and businesses are major factors for the success.

The growth in GDP last year surpassed expectations. The unemployment rate currently sits at 3.7 percent. And 4.2 million jobs have been added since the election in November of 2016.

We are in the midst of the longest positive job-growth streak on record. Real median household income rose by 1.8 percent in 2017 to $61,372, reaching a new post-recession high. America's economic future is bright. Hispanic and African American unemployment are at record lows. Women's unemployment is at a 65-year low. Last month alone, 150,000 additional Americans entered or reentered the workforce.

AMERICAN OVERSIGHT

People who have been discouraged and sitting on the sidelines are now reengaging and starting to once again look for a job. Unemployment claims recently achieved their lowest level in nearly half a century. Of those unemployed, almost 32 percent were individuals who had previously left the workforce and stopped looking for jobs. (Inaudible) now have returned to the job market. That's the highest rate since before the Great Recession.

Our strong economy has brought a longstanding critical issue to the forefront: Employers are having trouble finding enough workers with the right skills. When asked about their single-most important problem, 22 percent of small-business owners now list a lack of qualified workers -- the highest level since 2000.

Job openings are currently exceeding the number of unemployed people in our country for the first time ever recorded, indicating a robust labor market. American workers requires new skills to obtain and retain these in-demand jobs.

Current public investment in education and skills have frontloaded before the age of 25, not reflecting an evolving economy in which workers must continually update their skills in response to the changing employer needs and an increasingly digital economy.

While employers invest substantially in training college-educated workers, they invest only half of that in workers with a high school degree. This brings us back to today. This administration is laser-focused on ensuring all Americans have pathways to good-paying careers.

In July, the President signed an executive order establishing the National Council for the American Worker, and the American Workforce Policy Advisory Board. Recognizing that the American workforce is our country's greatest national asset, President Trump called upon the private and industry leaders to sign our Pledge to American Workers to do their part and invest in the advancement of our current and future workforce.

At the launch in late July, more than 20 leaders joined the President and signed our Pledge to American Workers, including Walmart, Home Depot, Apple, FedEx.

Today we are announcing that, since that launch, over 100 companies large and small have committed to creating over 6 million new jobs and enhanced career opportunities, apprenticeships, on-the-job training, and providing Americans, from high school to those nearing retirement, with skills that will enable them to contribute to our economy and provide for themselves and our families.

That's 6 million pledges representing close to 5 percent of America's workforce.

Companies such as Textron are providing more than 22,000 new opportunities to train workers in the aviation space. Ford Motor Company, who is providing 55,000 opportunities

AMERICAN OVERSIGHT

for those in the automotive sector. AT&T, who is committed to providing 200,000 new opportunities in the telecommunications sector. And IPC, the association representing electronic assembly industries, whose member companies combined are providing 1 million opportunities to American students and workers. These are new pledges, new opportunities.

We also called on governors to sign a similar pledge. And since late July, a bipartisan group of over 40 governors have signed, committing to expanding programs that educate, train, and reskill their workers, ensuring that Americans are well prepared for the jobs of today and tomorrow.

This summer, POTUS signed into law a new Perkins Career and Technical Education Act, which has been flailing in Congress for over 10 years. Perkins will now drive more decision-making power and innovation to vocational education to the states, and in so doing, benefit over 11 million students and workers nationwide.

State and local governments are critical partners in scaling workforce development programs. Over the past month, I have visited programs in 14 states across the country that are taking innovative approaches to train and reskill Americans of all ages.

I visited a P-Tech school in Connecticut where IBM is investing in five-year degree programs for high school students, ensuring they're ready to enter the workforce upon completion.

I traveled to Robotics Row in Pennsylvania where I met the "Girls of Steel," an amazing team of high school girls who are passionate about STEM education, and through the FIRST Program, builds robotics and robots, and compete globally.

Just last week, I was in eastern Kentucky with Governor Bevin and we met with mid- to late-career workers, as well as students who are completing skills-training programs in advanced manufacturing and coding, and taking on new opportunities in these high-demand fields.

Later today, the President, Larry Kudlow, Director of the National Economic Council, and I will join more than students and workers who have benefitted from these skills-training programs, as well as over 20 companies who have signed our Pledge to America's Workers and committed to putting America's workers first.

In closing, we thank you all for being here to cover this important issue. There is no better time to be seeking a fulfilling career and job security in America. Together we can make a difference in millions of lives and remain the most competitive workforce in the world.

Kevin, over to you.

CHAIRMAN HASSETT: Yes, thanks a lot, Ivanka. Thanks to your leadership on this issue and thanks to all of you for calling in.

AMERICAN OVERSIGHT

You know, I think that Ivanka emphasized exactly the right thing: that we, precisely at this moment, have a historic opportunity to make a huge difference in so many lives around the country, because the labor market is so tight, that it's a time when people can reconnect to society in a way that maybe a lot of economists thought was going to be impossible.

I would point to some people on the call to 2012, an article that I wrote with my friend Dean Baker in the New York Times, where we talked about the long-term unemployment that the economy was experiencing at that point, and just emphasized the horrible impact on family lives of not having a job.

We looked at, you know, death rates -- that they were about 50 percent higher for people without a job. Suicide rates were higher. Illness, you had a 25 percent higher chance if you had lost your job or dying of cancer. Divorce rates are about 18 percent higher.

And so if you think about the Great Recession -- and this is not a political point -- (inaudible) when we think about the Great Recession and how many people, especially people over 50, who lost their job and then got separated from society and then started to just live in a life of almost of despair, that, you know, in 2012, looking at the literature, Dean and I were very skeptical about what could happen after the big policy changes.

But what's happened is that the economy has gradually gotten better and now it's really accelerated, and we're drawing people back into the economy in droves.

And so we think that there's really a couple of administration policy challenges ahead for us. One is -- and this is something that you could all help us with -- is that we got to get the message out that, sure, you might be discouraged that you tried to get a job two years ago and you worked all year, and you did a million interviews and people kept telling you to take a hike. But you should -- I know it's hard to apply for a job and not get it, but you should get up and you should get off the mat, and you should give it another shot because people are getting jobs now, really, in unprecedented numbers coming from the labor force.

But the second thing is that we have to look at government policy carefully. And this is, as Ivanka said, the highest priority for us. And we have to help people who want to get back in, or people who maybe lose their job because the economy is tanking -- help them get the skills they need so that they can come back in or move to another job because their job is obsolete.

And so, at CEA -- and this is a follow-up to the meetings that we had, I guess it was about a month ago, Ivanka -- you know, we've begun a study of all the training programs that the government has. And our job is to try to identify which ones work, which ones don't work, and which ones can't even be evaluated because they don't collect the data you need to do so.

And so, I think that the first part about getting the message out is something that we can do

AMERICAN OVERSIGHT

right now. But the next step is getting the private sector involved. And Ivanka mentioned that we're up to 6 million people that the private sector has promised to retrain or to train. And we now actually think that the next step after that is to reform our policies, which is right at the top of our agenda for next year, so that when people look for training so that they can get a new job, that they can find the government training program that they need if there is not a private alternative.

And with that, I'll hand it back for questions.

MS. WALTERS: Thank you, Kevin and Ivanka. For those of you who joined late, just a reminder, the opening remarks were on the record, attributable to the individual speakers. The question-and-answer portion, which we are about to go into, will be on background, attributable to a senior White House official.

Again, this call is on the President's event today, the Pledge to the American Workers. We ask that questions remain on topic and that all other questions will be directed to the Press Office. Again, we ask that questions remain on topic and any other questions we will direct to the Press Office.

With that, we will take your questions.

Q Hi, thanks for doing this call. I just wanted to clarify. So for the Pledge to American Workers and the 100 companies that have committed, have they committed to creating 6 million jobs, or is it 6 million opportunities, i.e. they've committed to creating, like, apprenticeships or other opportunities? Or are you actually talking about, like, paid employment?

And then also, do you have any evidence that what these companies are committing to is beyond what they would have done just, kind of, naturally? Like, are they going above and beyond what they were just planning to do anyway?

SENIOR ADMINISTRATION OFFICIAL: So thank you -- thank you for the question. These are all new opportunities, and that was important to us. They are not all new "jobs," because a job is defined in a very narrow way.

So, for example, we wanted to account for, and we wanted to create a rallying cry, for example, for a company to look at their workforce and say, "We're investing in this technology which is going to render this portion of our workforce as obsolete. And we're going to start the process now of reskilling those people into vacant jobs."

Now, that is a reskilling opportunity, but it's not in economist terms defined as a "new job." But we think those are some of the most vulnerable workers.

So part of this is they're all new -- they're all paying opportunities. But we wanted to

AMERICAN OVERSIGHT

encourage companies, whether it's bringing on younger workers in learn-while-you-earn apprenticeship-type roles so they can learn a skill and go right from high school or right from technical school into the workforce. Or create new job opportunities, or create new opportunities within a company by acquiring a skill that enables them career longevity.

So it's broader than just a new job for that reason, because we think those are some of the most vulnerable. And the reality is that it's really industry who has to help us, in advance, plan for and reskill those workers.

We will not be able to do it alone. They know what changes they're making in their businesses, so we can't possibly predict in the same way they can.

In terms of whether they're new pledges or they would have done it already, many of these companies -- for example, AT&T, has done a lot in this space. So these are all pledges over and above already aggressive milestones that they've set for themselves.

But we also have companies who have signed the pledge that have two and four workers who are committed to reskilling three more small businesses across the country. And we want to encourage that as well. Sometimes those investments are more challenging for a business to make than Walmart, who has signed our pledge to reskill or provide enhanced career opportunities for a million workers.

So these are all new pledges, but the definition is broad enough to account for those workers who are mid-to-late career or those workers still in school. But they're all paid opportunities.

SENIOR ADMINISTRATION OFFICIAL: Yeah, I just wanted to add that the response to this has surprised us at CEA quite a bit that we're all the way up to 6 million and maybe on a path even to get up to (inaudible) 10 million or something, if they keep rolling in, which would be a massive share of the workforce.

And it was -- it goes back to -- the economics of it is kind of intriguing in the sense that employers kind of have a problem that if they train somebody, then they eat the cost of training them, but then their competitors can try to steal that worker and not have to pay the training costs.

And so we think that there's then kind of a sorting of what economists call the "Nash equilibrium." We've moved the equilibrium to a point where the employers are all training because they know the other guys are training too, and they don't have to worry about losing the people that they invest in.

And so I think we've seen that the effect is so big that we've seen some kind of new equilibrium where this sort of weight to the other guy that trains people, that that equilibrium is now (inaudible).

AMERICAN OVERSIGHT

SENIOR ADMINISTRATION OFFICIAL: And our hope -- we've talked about this a lot internally -- but most company CEOs can tell you how much they spend on healthcare benefits per employee. Very few companies can tell you how much they spend on education and skilling, despite the fact that consistently it's now being cited as the number-one challenge that they have: hiring skilled workforce.

So a part of this campaign is to raise awareness within the private sector that this is in their interest to do, but something that they need to be considering as part of their obligation to their workers, current and future.

Q Yeah, thank you for holding this call. So you're talking about these record number of job openings. Can you give us your expectations as to how these openings will affect wages, and how they will affect wages relative to the cost of living?

SENIOR ADMINISTRATION OFFICIAL: You know, we have to -- I apologize, but I would be happy to circle back with you in a little bit, but we're actually in lockdown discussing any specific things about wages because there's wage data that came up at 8:30, which we can't comment on until 9:30. And so right now, we're just unable to discuss the specific questions like that about wages because we're at a lockdown period until 9:30.

But if the call goes that long, then I can return to the wage question at that point.

MS. WALTERS: Deborah, this is Lindsay. I can connect you with my colleague on [senior administration official]'s team following the call so that you can have that conversation after the time gap is up.

Q Hi all. Thanks for having this call. I just wanted to, first of all, clarify -- there was a pledge for, I believe it was, 3.8 million new training opportunities in July. Is this 6 million an expansion to 6 million of that 3.8 million? Or are these 6 million new opportunities?

And on top of that, I'm wondering if you can comment on the process for implementing some of those pledges since July and where those companies are.

SENIOR ADMINISTRATION OFFICIAL: This is 6 million total. So we've grown the number of pledges since the launch in late July. And we are -- obviously, you know, it's only been -- it's only been several months. So some of the companies have started right away; others haven't.

You know, this is for -- the private sector ultimately will be holding themselves accountable. The public will be holding them accountable because these are all public pledges.

And we have actually posted -- I believe it hasn't -- it was going to be updated after the

AMERICAN OVERSIGHT

event. But I think since we're having this call now, we can probably go ahead and update it. We have on the WhiteHouse.gov/workforce website -- that lists all of the companies that have signed the pledge -- the number that they have committed to.

So these are very public commitments by the private sector. And as they implement, they'll continue to share our stories.

And I will say, one of the things that makes this event very exciting is today we're going to hear from workers from across the country who have benefitted from these programs. I've met with many of them. I've been in over 14 states and counting, visiting some of these best-in-class programs.

I was with Governor Bevin in eastern Kentucky. I visited three different programs this past Friday. And Eric Owens, one of the gentlemen I met whose story was so impactful, will be joining us today. He went from having lost his job as a coalminer -- multigenerational coalmining family -- to taking a course in CNC machinery. Now he's an instructor with that same advanced manufacturing institute from which he graduated, and he's training other people in eastern Kentucky with the skills.

And this is one of these great examples where the private sector gets involved. In this case, it was Hoff Industries said they needed these specific skills, and connected with a technical school that started training workers with the skills that they needed to hire them on the other end.

So, very inspiring stories just like that. So whether it's a 56-year-old former coalminer to a 17-year-old high school student who wants to learn the technical skills to go straight into the workforce, there are a lot of incredible stories that we'll make available to you if you're -- I believe the team has them collected.

But really, just so impactful, and hopefully inspiring to so many -- certainly to us here at the White House.

Q Hey. Thanks for doing this. I want to return to the question that the first reporter asked, which is about how you prove and show and convince us that this 6 million number represents something real. Did you ask these companies to make sure -- did you ask them, each one that made these commitments, that they would not be otherwise doing this? And if not, again, like what's the proof? Like how can we be sure that this number is not just a company trying to get some good PR?

SENIOR ADMINISTRATION OFFICIAL: So each company, when they've committed to do this, we've put really strict standards from what would count, what would not count. We do vetting calls with each company when they agree to do a pledge.

So they go through an entire process. They get a piece of paper -- I mean, since we started

AMERICAN OVERSIGHT

this in July, they have to fill out all the information that, and we then sit and do a call with them and talk through what they are proposing to count, and what they are -- a lot of times, I'm going to be honest, we told the companies, "I'm sorry, that's not going to count because this is about X, Y, and Z."

We put dates around when it's going to start. So it has to be starting on the day that they sign the pledge, moving forward. So we've held them to accountability standards. And then we've actually done a lot of follow-up calls with companies that have already signed to see where they are in the process, what they're doing.

You've seen Ivanka traveling to visit some of the programs that have committed and signed the pledge. And she's going to be traveling in the coming weeks and months to companies that have already signed the pledge and want to actually highlight what they've done.

So we have been putting accountability measures around this, and we've reviewed very closely with each company what they are saying they're counting. And we walked through that, depending on what it is.

MS. WALTERS: Well, thank you everyone for joining. That seems to be the last question we have. Again, the embargo is lifted. The opening remarks were on the record, attributable to the individual speaker, and the question-and-answer is on background, attributable to a senior White House official.

Thank you and have a happy Halloween.

END 9:28 A.M. EDT

AMERICAN OVERSIGHT

Stephanie M. Klapstein

From: Pottebaum, Nic D. EOP/WHO <Nicholas.D.Pottebaum@who.eop.gov>
Sent: Wednesday, December 12, 2018 3:21 PM
Cc: Hoelscher, Douglas L. EOP/WHO
Subject: President Trump Signs Order Creating the White House Opportunity and Revitalization Council

White House Office of Intergovernmental Affairs

State Leaders and Staff,

Today, President Donald Trump hosted local elected leaders and other stakeholders at the White House for an event where he signed an executive order creating the **White House Opportunity and Revitalization Council**. Led by HUD Secretary Ben Carson, the Council will improve revitalization efforts by streamlining, coordinating, and targeting existing Federal programs to economically distressed areas, including Opportunity Zones. More information is below (President Donald J. Trump Is Lifting Up American Communities That Have Been Left Behind). As always, we value your comments and feedback so please do not hesitate to reach out. In addition, we welcome any public statements of support.

Executive Order Information

- **Executive Order:** Executive Order on Establishing the White House Opportunity and Revitalization Council (click here)
- **Event Video**: President Donald Trump Participates in Signing Event for an Executive Order (click here)
- **Event Remarks**: Remarks by President Trump at Signing of an Executive Order Establishing the White House Opportunity and Revitalization Council (click here)
- **News Article**: NYT: Trump To Steer More Money To Opportunity Zones (click here)

Opportunity Zones Background

Opportunity Zones, created by the 2017 Tax Cuts and Jobs Act, were designed to spur investment in distressed communities throughout the country through tax benefits. Under a nomination process completed in June, 8,761 communities in all 50 states, the District of Columbia and five U.S. territories were designated as qualified Opportunity Zones. Opportunity Zones retain their designation for 10 years. Investors may defer tax on almost any capital gain up to Dec. 31, 2026 by making an appropriate investment in a zone, making an election after December 21, 2017, and meeting other requirements. In October, the U.S. Department of the Treasury and the IRS released proposed regulations on Opportunity Zones designed to incentivize investment in American communities. The Treasury Department plans on issuing additional guidance before the end of the year after notice and comment.

Additional Resources

- **Proposed Implementation Regulations** (click here)
- **List of Qualified Opportunity Zones** (click here)
- **Frequently Asked Questions** (click here)

AMERICAN OVERSIGHT

NV-DA-20-0615-A-004930

PRESIDENT DONALD J. TRUMP IS LIFTING UP AMERICAN COMMUNITIES THAT HAVE BEEN LEFT BEHIND

"[O]ur tax bill also creates new opportunity zones rewarding those who invest in distressed communities and create more jobs for those who have, too often, simply been left behind." – President Donald J. Trump

CREATING OPPORTUNITY FOR ALL: President Donald J. Trump is encouraging investment to create opportunity in distressed communities.

- President Trump is signing an Executive Order establishing the White House Opportunity and Revitalization Council. The Council will be chaired by the Secretary of Housing and Urban Development, Ben Carson, and comprised of 13 Federal agencies.
- The Council will engage with all levels of government on ways to better use taxpayer dollars to revitalize low-income communities.
- The Council will improve revitalization efforts by streamlining, coordinating, and targeting existing Federal programs to economically distressed areas, including Opportunity Zones.
    - Lack of coordination and targeting has led to cumbersome applications, program waste, and ineffective benefits.
- The Council will consider legislative proposals and undertake regulatory reform to remove barriers to revitalization efforts.
- The Council will present the President with a number of reports identifying and recommending ways to encourage investment in economically distressed communities.

ENCOURAGING INVESTMENT: Opportunity Zones will spur private investment to revitalize hurting communities and unleash their economic potential

- In 2017, President Trump signed the Tax Cuts and Jobs Act, which established Opportunity Zones to incentivize long-term investments in low-income communities across the country.
- These incentives offer capital gains tax relief to investors for new investment in designated Opportunity Zones.
- Opportunity Zones are anticipated to spur $100 billion in private capital investment.
    - *See* Treasury Released Proposed Regulations on Opportunity Zones Designed to Incentivize Investment in American Communities
- Incentivizing investment in low-income communities fosters economic revitalization and job creation, and promotes sustainable economic growth across the Nation.

LIFTING UP COMMUNITIES: Opportunity Zones help drive economic growth and lift up communities that have been left behind.

- Opportunity Zones are a powerful vehicle for bringing economic growth and job creation to the American communities that need them the most.
    - On average, the median family income in an Opportunity Zone is 37 percent below the state median.
    - The average poverty rate in an Opportunity Zone is 32 percent, compared with the national rate of 17 percent.
- 8,761 communities in all 50 States, the District of Columbia, and 5 Territories have been designated as Opportunity Zones.
    - Nearly 35 million Americans live in communities designated as Opportunity Zones.

Thanks,
Nic

--
Nicholas D. Pottebaum
Special Assistant to the President and Deputy Director
White House Office of Intergovernmental Affairs

AMERICAN OVERSIGHT

O: 202-456-2132 | C: 202-881-7803| E: Nicholas.D.Pottebaum@who.eop.gov

AMERICAN OVERSIGHT

Stephanie M. Klapstein

From: Route Fifty Today <news@e.routefifty.com>
Sent: Friday, October 12, 2018 4:03 AM
To: Mark Hutchison
Subject: Program pairing governments and startups launches latest round

Problems viewing? View as a web page

Connecting state and local government leaders

Route Fifty Today October 12, 2018

Program Pairing Governments and Startups Launches Latest Round

BILL LUCIA | Participants in the Startup in Residence program are seeking solutions for about 80 "civic challenges."

San José and Airbnb Partner to Provide Emergency Temporary Housing

DAVE NYCZEPIR | After severe flooding last year, the city hopes to have shelter lined up ahead of time for the next disaster.

Los Angeles to Expand Cyber Lab with Federal Grant

KATE ELIZABETH QUERAM | The lab, established last summer, is a public-private partnership aimed at protecting the city from hacker attacks.

Brought to you by Tenable

Cyber Defender Strategies: What Your Vulnerability Assessment Practices Reveal

We discovered four common vulnerability assessment strategies in use today. These strategies tell us how mature an organization's vulnerability discovery process is – and help us identify ways to improve. Learn what the four vulnerability assessment styles tell us about cyber risk maturity, compare your vulnerability assessment strategy to

AMERICAN OVERSIGHT

these four common scanning styles, and find out what steps you can take today to improve your vulnerability assessment strategy. Privacy Policy.

Download Now

Taking Stock of Hurricane Michael's Widespread Devastation

MICHAEL GRASS | STATE AND LOCAL ROUNDUP | Mass. mayor arrested … testing out a mass vaccination plan in Minnesota … and N.Y. comptroller's dismal report on MTA finances.

Washington Supreme Court Strikes Down Death Penalty

LAURA MAGGI | The justices found racial bias in the imposition of capital punishment by juries.

'Opportunity Zones' on Agenda for Trump, Kanye West Meeting

BILL LUCIA | The new economic development program is of interest to state and local leaders.

This State Could Outlaw Ballot Collection Efforts

MATT VASILOGAMBROS | THE PEW CHARITABLE TRUSTS | In Montana, many voters, including Native Americans, rely on volunteers to collect and deliver their absentee ballots. But a referendum next month would end the practice.

As Climate Change Worsens, Mental Health Probably Will Too

ZOË SCHLANGER | QUARTZ | Researchers in one survey found that, on average, every additional 1 degree Celsius of warming over five years was linked to an increase of mental health issues in those areas by 2%.

Read About Our 50 Navigator Award Finalists

We're still a few weeks from naming our 10 winners. In the meantime, look through the profiles on the finalists by category.

Brought to you by Tenable

Cyber Defender Strategies: What Your Vulnerability Assessment Practices Reveal

We discovered four common vulnerability assessment strategies in use today. These strategies tell us how mature an organization's vulnerability discovery process is – and help us identify ways to improve. Learn what the four vulnerability assessment styles tell us about cyber risk maturity, compare your vulnerability assessment strategy to these four common scanning styles, and find out what steps you can take today to improve your vulnerability assessment strategy. Privacy Policy.

Download Now

AMERICAN OVERSIGHT

NV-DA-20-0615-A-004934

ROUTE FIFTY // CUSTOMER SERVICE // CONTACT US // PRIVACY POLICY // UNSUBSCRIBE

This message was sent from Route Fifty to mhutchison@ltgov.nv.gov. You have been sent Route Fifty Today because you have opted in to receive it. Note: It may take our system up to two business days to process your unsubscribe request and during that time you may receive one or two more newsletters. Thank you for reading Route Fifty Today.



Government Executive Media Group, 600 New Hampshire Avenue NW, Washington, DC 20037

AMERICAN OVERSIGHT

Stephanie M. Klapstein

From: Committee for a Responsible Federal Budget <bounce@bounce.myngp.com> on behalf of Committee for a Responsible Federal Budget <info@crfb.org>
Sent: Tuesday, March 27, 2018 6:17 AM
To: Mike Willden
Subject: Pro-Growth Infrastructure Needs Concrete Pay-Fors

Pro-Growth Infrastructure Needs Concrete Pay-Fors

March 27, 2018

Read the paper.

Policymakers in Washington have turned their attention to infrastructure, with members of both parties putting forward thei proposals to boost federal funding for roads, bridges, waterways, and other public works by $200 billion to over $1 trillion o

Several analysts have raised concerns over the state of the nation's infrastructure, and efforts to repair and modernize def and communication assets could have a meaningful impact on economic growth.

However, infrastructure should not be the latest addition to the growing list of unpaid-for legislation. Ramping up infrastruc paying for it would not only worsen our already grim budget outlook, it would also undermine the pro-growth effects these

Failure to insist on offsets will also likely reduce the quality of any infrastructure package because lower priority spending i when it appears costless and tradeoffs need not be considered.

Fortunately, there are numerous options for lawmakers to pay for new infrastructure funding, including several that have re support and that could help ensure that public infrastructure assets are used in an efficient manner.

In this explainer, we describe:

- The competing infrastructure plans proposed by President Trump and Senate Democrats,
- Why any new infrastructure funding must be fully paid for if it is to have a meaningful positive impact on economic
- Potential options for financing new infrastructure initiatives.

Ultimately, increased public infrastructure can be an important element of an overall economic growth strategy. But if the o is to increase the country's already massive levels of debt, it will likely do more harm than good. That is why any infrastruc for in a responsible manner.

The President's Infrastructure Plan

President Trump has outlined a proposal to increase federal infrastructure funding by $200 billion over ten years, which th will leverage another $1.3 trillion in additional investment from state and local governments and the private sector. The init

AMERICAN OVERSIGHT

largely of grants and tax incentives to support projects that are likely to eventually generate revenue, such as toll roads or improvements.

Specifically, the proposal would include:

- **$100 billion** in competitive grants awarded to states and localities with promising infrastructure projects that are lik revenue. Grants could not exceed 20 percent of the cost of the project, and no single state could receive more tha grant funds.
- **$50 billion** in rural infrastructure grants for states to address various infrastructure needs in rural areas, including infrastructure such as broadband internet service. Of the total amount, $40 billion would be provided to states via b by a formula. The remaining $10 billion would be used for additional performance grants for states that met particu benchmarks in using their formula funds.
- **$20 billion** in competitive grants to help cover the demonstration, planning, and construction costs of transformati be commercially viable but are too risky for private sector investors.
- **$14 billion** for expanding federal credit programs that help state and local governments finance large-scale infrast
- **$10 billion** to establish a federal capital revolving fund to finance the purchase, construction, or renovation of fede property for federal agencies. Agencies would gradually repay the fund over time out of their appropriated budgets large one-time increase in their appropriations or resorting to leasing the property.
- **$6 billion** to expand private activity bonds and broaden their eligibility to include a wider range of infrastructure pro

The initiative also includes some smaller changes, such as creating a new fund to support public lands infrastructure, as w expedite the sale of certain federal property and streamline permitting decisions.

The Administration has not identified a specific funding source for the plan, but the President's budget includes a number could potentially offset the cost of the proposal (including several reductions to existing infrastructure programs).

Senate Democrats' Infrastructure Plan

Democrats in the Senate have released their own plan calling for over $1 trillion in federal infrastructure funding over the n President's plan, the Democrats' proposal would largely increase infrastructure spending by expanding existing federal pro incentives, though it would create several new programs.

The proposal includes:

- **$315 billion** to repair and improve ground transportation infrastructure, including $140 billion of grants and direct s and bridges, $115 billion for public transit system maintenance, $50 billion to improve Amtrak and other rail infrastr for the Transportation Investment Generating Economic Recovery (TIGER) program.
- **$140 billion** for the Highway Trust Fund to ensure its solvency through at least 2027.
- **$115 billion** to modernize water and sewer systems through Environmental Protection Agency and Department of programs.
- **$80 billion** to support energy grid improvements and research. The plan would also consolidate most existing ren incentives into three new credits.

- **$70 billion** in spending on air and water transportation infrastructure, with $40 billion allocated for additional Feder Administration funding and competitive airport improvement grants and $30 billion going towards water, harbor, ar
- **$70 billion** to support large-scale transformative projects ($40 billion) and performance incentives as well as vario projects such as bicycle facilities, pedestrian routes, and fueling stations for alternative fuel vehicles ($30 billion).
- **$62 billion** in additional federal support for affordable housing and lead remediation initiatives through a combinat and enhanced tax incentives, such as expanding the Low-Income Housing Tax Credit.
- **$50 billion** to assist states, school districts, and community colleges in school construction and modernization pro
- **$40 billion** to provide universal high-speed internet through a Universal Internet Grant Program and other efforts.
- **$25 billion** to help communities better prepare for disasters through new grants and loan programs.
- **$20 billion** for expanding federal infrastructure financing programs and creating a new infrastructure bank to prom infrastructure.
- **$35 billion** in additional infrastructure spending, including $15 billion to address public land infrastructure backlogs construction and improvements, and $10 billion to improve tribal infrastructure.

The Senate Democrats' infrastructure plan also identifies specific offsets that it states would fully pay for its costs, largely b provisions of the Tax Cuts and Jobs Act (TCJA). Specifically, it proposes raising the top income tax rate to 39.6 percent ($ the Alternative Minimum Tax ($429 billion) and estate tax ($83 billion) to their 2017 parameters, raising the corporate inco ($359 billion), and closing the carried interest loophole ($12 billion).



Any New Infrastructure Spending Must Be Paid For

While it is unclear the United States needs an additional $1 trillion or $1.5 trillion of new infrastructure spending, a well-des infrastructure spending can improve public welfare, increase the nation's capital stock, and thus enhance economic output

If financed with additional federal borrowing, however, the positive economic effects of infrastructure will shrink or disappe growth-impeding effects of higher debt. The benefits of increased public investment will be offset over the long run by redu

In June 2016, the Congressional Budget Office (CBO) analyzed the impact of a $500 billion increase in federal investment unpaid for. We wrote about that analysis here and here.

Applying CBO's finding to a generic $1 trillion infrastructure package, we find such a package might increase Gross Dome 0.12 percent after two decades, if offset with growth-neutral pay-fors (some offsets themselves may be pro- or anti-growth same trillion-dollar infrastructure package were debt financed, it would *shrink* GDP by 0.08 percent. Similarly, a $200 billio might increase GDP by more than 0.02 percent while an unoffset plan would shrink it by nearly 0.02 percent.

A deficit-financed infrastructure plan would also ultimately add more to the debt than its direct cost, as it would produce hig lower GDP, thus increasing federal spending and reducing tax revenues. Based on CBO's estimates, a $1 trillion increase outlays over a decade would ultimately add roughly $1.2 trillion to the debt when interest and economic feedback are inclu



Importantly, these numbers are based on a generic package of investments – in reality, some infrastructure investments a and some may even produce more in investment than they cost the federal government. However, the Penn Wharton Bud reached a similar conclusion in its analysis of the White House's infrastructure plan (PWBM has not yet analyzed the Sena

PWBM finds that if fully financed with efficient user fees, the President's infrastructure plan could increase GDP by 0.0 to 0 was paid for with higher debt, however, PWBM finds the impact on GDP would range from virtually nothing to a 0.1 percen years.



PWBM explains that part of the reason for these low or negative returns is that federal infrastructure grants actually tend to state and local infrastructure spending; the more the federal government spends or offers states to spend on infrastructure spend of their own money. In its central estimate, PWBM projects that the President's proposed $200 billion increase in fe spending would increase total public infrastructure spending by $125 billion (their estimates range from $20 billion to $230

AMERICAN OVERSIGHT

Importantly, the White House has disputed these findings and argued their plan would actually produce more in investmen PWBM has responded to this critique. Neither the White House nor the PWBM analysis look at the *specific* infrastructure i be made under the President's proposal and what return they might produce.

Still, PWBM's finding that increased federal infrastructure spending reduces state and local spending is consistent with CB third of federal investment will be offset by reductions at the state and local level and is backed up by a considerable body

Options for Paying for Infrastructure

If greater federal infrastructure spending is to have any chance of meaningfully increasing output, then it needs to be paid different options for doing so.

As noted earlier, the Senate Democrats' plan proposes reversing many of the TCJA's tax cuts and closing the carried inte scaling back the TCJA is a legitimate option for offsetting the infrastructure plan's costs under pay-as-you-go (PAYGO) rul reallocate rather than reverse the law's fiscal damage and still ensure the return of trillion-dollar deficits next year. It would to use these savings to reverse the tax law's increase in the deficit.

Alternatively, policymakers could raise or levy new infrastructure-specific taxes. For example, the President has floated the federal gas tax by 25 cents, which could raise around $250 billion. That would be enough to fund his $200 billion infrastruc about one-third of the Highway Trust Fund shortfall. A higher gas tax is one of many options that abides by the "user pays those who receive the greatest benefits from new infrastructure investment to pay for it – even if indirectly.

New infrastructure initiatives could also be paid for by reducing spending, including existing infrastructure programs judge lower priority (though some of these options would conflict with elements of either the President's or Senate Democrats' p

The table below includes a select set of infrastructure offsets. Most are scaleable – for example, if a $1-per-barrel oil tax ra per-barrel oil tax would likely raise almost $300 billion. All estimates are rough. Additional transportation related savings o our website.

AMERICAN OVERSIGHT



Finally, lawmakers could offset infrastructure spending with savings elsewhere in the budget. The President's latest budge
proposals to reduce non-infrastructure spending that could potentially be used as offsets.



AMERICAN OVERSIGHT

Conclusion

Both parties have come forward with distinct proposals to significantly increase infrastructure funding, but neither would ha
impact on sustained economic growth unless appropriately offset with savings elsewhere in the budget.

Importantly, even if new infrastructure spending were fully paid for, the federal budget would still be on an unsustainable fi
trillion-dollar deficits set to return permanently next year. The best strategy for growth would be to pair any increase in pub
comprehensive plan to boost labor force participation, encourage innovation, promote investment, and – perhaps most im
unsustainable growth of our national debt under control.

Read the paper.

###

For more information contact Patrick Newton, Press Secretary, at newton@crfb.org.



Committee for a Responsible Federal Budget
1900 M Street, NW
Suite 850
Washington DC 20036 United States
If you believe you received this message in error or wish to no longer receive email from us, please unsubscribe.



AMERICAN OVERSIGHT
NV-DA-20-0615-A-004942

Stephanie M. Klapstein

From: Chaunsey Chau-Duong <Chaunsey.Chau-Duong@lvvwd.com>
Sent: Sunday, April 15, 2018 8:17 PM
To: Pam Robinson
Subject: Property tax cap question
Attachments: TaxPayerAssn.pdf; AB9_EN.pdf

Hi Pam,
Hope all is well! It was good seeing you on Friday. Guess you like trains too! I know you had a question on whether the Conservation Bond Bill passed back in 2001 (Assembly Bill 9, 17th Legislative Special Session) exempted any property tax increase outside of the property tax cap of $3.64. After doing some research and talking to Lori Chatwood at the Treasurer's office, we believe that the bill did exempt any property tax increase outside of the cap. I've attached a couple documents for your review to show you how we came to that conclusion.

- The first document is from the Nevada Taxpayer Association. Please see the highlighted text on Page 1 of the document.
- The second document is Assembly Bill 9. Please see highlighted text on Page 5, stating the bill is exempt from subsection 1 of NRS 361.453 which caps property tax at $3.64.
  Link to NRS 361.453 https://www.leg.state.nv.us/NRS/NRS-361.html#NRS361Sec453

Let me know if you have any questions or need more information. Thanks!

-Chaunsey

Chaunsey Chau-Duong
Public Affairs | Las Vegas Valley Water District
1001 S. Valley View Blvd.
Mail Stop #760
Las Vegas, Nevada 89153
Office Line: 702-822-8395
Cell: 702-728-0857

AMERICAN OVERSIGHT

NV-DA-20-0615-A-004943

TAXTOPICS

A Publication of the Nevada Taxpayers Association serving the citizens of Nevada since 1922

ISSUE 3-02 **OCTOBER 2002**

THE BALLOT QUESTIONS - STATE AND LOCAL

In addition to electing candidates for federal, state and local offices, voters will be asked to vote on state and local ballot questions. The statewide questions begin below and the local questions, which are identified by county, begin on Page 5. Sample ballots will be sent to all Nevada voters prior to the start of early voting on October 19th and will provide the questions as they appear on the ballot as well as an explanation, the arguments for and against a question, and any pertinent fiscal information.

Any "Recommendation" which follows a statewide ballot question is based on a survey conducted of NTA's Board of Directors. (Note . . . a response of at least 60% is required from the Board and then predicated on the rate of return, a minimum of 55% of the replies must agree for a position to be taken on a question). If there is no recommendation, the ballot question is not within NTA's purview.

QUESTION NO. 1

Shall the State of Nevada be authorized to issue general obligation bonds in an amount not to exceed $200 million in order to preserve water quality; protect open space, lakes, rivers, wetlands, and wildlife habitat; and restore and improve parks, recreational areas, and historic and cultural resources?

REFERENCE: Assembly Bill No. 9 of the 17th Special Session

FISCAL IMPACT: This legislation is written so that any property tax levied would be outside of the property tax cap of $3.64 per $100 of assessed valuation. For the counties and local governments at the cap, their property tax would be $3.6666 per $100 of assessed valuation. Based on the 2003 valuation, the amount required to retire the bonds would be approximately 2.6 cents per $100 of assessed valuation. A 2.6-cent tax rate on a $200,000 home is $18.20 annually. This tax rate would decline over time as total state assessed value increases. If the bonds are not all sold immediately, but on an "as needed" basis, the required tax rate would be less than 2.6 cents per $100 of assessed value.

RECOMMENDATION: No consensus.

AT A GLANCE

QUESTION NO. 1- No consensus. (The 55% requirement to establish a position was not reached.)

QUESTION NO. 2- Not within the purview of NTA.

QUESTION NO. 3- **OPPOSE**

QUESTION NO. 4- **OPPOSE**

QUESTION NO. 5- Not within the purview of NTA.

QUESTION NO. 6- Not within the purview of NTA.

QUESTION NO. 7- **SUPPORT**

QUESTION NO. 8- **SUPPORT**

QUESTION NO. 9- Not within the purview of NTA.

AMERICAN OVERSIGHT

NV-DA-20-0615-A-004944

QUESTION NO. 2

Shall the Nevada Constitution be amended to provide that: "Only a marriage between a male and female person shall be recognized and given effect in this state?"

REFERENCE: Initiative to amend the Constitution.

ADDITIONAL INFORMATION: This appeared as Question No. 2 on the 2000 General Election ballot and was approved by the voters. As required by Nevada's Constitution, an initiative must be approved by the voters twice for the amendment to be made part of the Constitution.

FISCAL IMPACT: None

QUESTION NO. 3

Shall the Sales and Use Tax Act of 1955 be amended to provide an exemption from the taxes imposed by that act on the gross receipts from the sale and the storage, use or other consumption of farm machinery and equipment employed for the agricultural use of real property?

REFERENCE: Assembly Bill No.243 of the 71st Session

ADDITIONAL INFORMATION: The legislature has already provided this exemption for the other components of the sales tax.

FISCAL IMPACT: The financial impact cannot be determined.

RECOMMENDATION: **OPPOSE.** At a time when the State is experiencing a shortfall in revenue, any further erosion of the sales tax base just adds to the potential shortfall.

QUESTION NO. 4

Shall the Sales and Use Tax Act of 1955 be amended to provide an exemption from the taxes imposed by that act on engines and chassis, including replacement parts and components for the engines and chassis, of professional racing vehicles and for certain motor vehicles used by professional racing teams or sanctioning bodies to transport certain items and facilities?

REFERENCE: Assembly Bill No. 657 of the 71st Session

ADDITIONAL INFORMATION: The legislature has already provided this exemption for the other components of the sales tax.

FISCAL IMPACT: The financial impact cannot be determined.

RECOMMENDATION: **OPPOSE.** At a time when the State is experiencing a shortfall in revenue, any further erosion of the sales tax base just adds to the potential shortfall.

QUESTION NO. 5

Shall the Nevada Constitution be amended to repeal the constitutional rule against perpetuities?

REFERENCE: AJR No. 4 of the 70th Session

FISCAL IMPACT: None

QUESTION NO. 6

Shall the Nevada Constitution be amended to revise the term of office of a Supreme Court justice or district court judge who is appointed to fill a vacancy?

REFERENCE: AJR No. 13 of the 70th Session

FISCAL IMPACT: None

QUESTION NO. 7

Shall the Nevada Constitution be amended to allow an exemption from the state debt limit for state contracts necessary for the improvement, acquisition or construction of public elementary and secondary schools?

REFERENCE: AJR No. 26 of the 70th Session

ADDITIONAL INFORMATION: If this question is approved by the voters, enabling legislation is required to establish the conditions under which this provision would be used. Testimony provided during the hearing on this legislation identified the primary purpose of the proposed change was to provide school districts with poor credit ratings the ability to take advantage of the State's AA credit

AMERICAN OVERSIGHT

rating. It was further indicated that the enabling legislation would not circumvent voter approval of school district facilities when bonds were proposed to be sold.

FISCAL IMPACT: The financial impact cannot be determined until the enabling legislation is passed.

RECOMMENDATION: **SUPPORT.** Those school districts which are not frequent issuers of debt and have low credit ratings would be afforded the ability to utilize the State's credit rating, thereby saving taxpayers' dollars because of lower interest rates.

QUESTION NO. 8

Shall the Nevada Constitution be amended to authorize the Legislature to provide by law for a reduction in the property taxes on a single-family residence occupied by the owner to avoid a severe economic hardship to that owner?

REFERENCE: SJR No. 11 of the 70th Session

ADDITIONAL INFORMATION: If this question is approved by the voters, enabling legislation is required to establish the conditions under which this provision would be used.

FISCAL IMPACT: The financial impact cannot be determined until the enabling legislation is passed.

RECOMMENDATION: **SUPPORT.** If increases in property tax rates or assessed values impacted a homeowner to the point of making life sustaining choices because of increases in his property tax bill, this provision would allow the Legislature to provide a relief mechanism for the homeowner.

QUESTION NO. 9

Shall the Nevada Constitution be amended to allow the use and possession of three ounces or less of marijuana by persons aged 21 years or older, to require the Legislature to provide or maintain penalties for using, distributing, selling or possessing marijuana under certain circumstances, and to provide a system of regulation for cultivation, taxation, sale and distribution of marijuana?

REFERENCE: Initiative to amend the Nevada Constitution.

ADDITIONAL INFORMATION: The Nevada Constitution requires initiatives to be approved twice by the voters. If Question No. 9 is approved by the voters this year, it will appear again on the November 2004 general election ballot.

FISCAL IMPACT: None

Your Vote DOES Count!

In 1645 –	ONE VOTE gave Oliver Cromwell control of England.
In 1649 –	ONE VOTE caused Charles I of England to be executed.
In 1776 –	ONE VOTE gave America the English language instead of German.
In 1839 –	ONE VOTE elected Marcus Morton Governor of Massachusetts.
In 1845 –	ONE VOTE brought Texas into the Union.
In 1868 –	ONE VOTE saved President Andrew Johnson from impeachment.
In 1876 –	ONE VOTE gave Rutherford Hayes the Presidency of the United States.
In 1876 –	ONE VOTE changed France from a Monarchy to a Republic.
In 1923 –	ONE VOTE gave Adolph Hitler leadership of the Nazi Party.

AMERICAN OVERSIGHT

LOCAL BALLOT QUESTIONS

In addition to the statewide questions, voters in 9 of the 17 counties will be asked to vote on various local ballot questions. These questions which begin on Page 5 appear in *italics*. They have been taken from the resolutions provided to NTA by the various County Clerks and Registrars of Voters. The wording of the questions taken from resolutions may have minor changes which will be reflected in the sample ballots sent to the voters. Financial information, where provided, has been taken from the information received and is not based on calculations done by NTA. The counties that have no ballot questions are: Churchill, Esmeralda, Eureka, Humboldt, Lander, Mineral, Pershing and Storey.

Positions have been taken on three of the local ballot questions. In addition, a "caution" appears in the comment section of those advisory questions which have a fiscal impact but do not have the same fiscal disclosures that would be required if they were regular ballot questions. A curious happening in this election is the appearance of 15 advisory questions. That is one more than has been on a November general election ballot for the prior three general election cycles. The content of many of the questions appears to be more appropriate for polling purposes than a ballot question.

Questions with fiscal implications that are usually left unanswered in advisory questions but that should be asked include: How long will the tax be levied? Is the levy for operating or facilities? Will facilities be built or remodeled? Will it be done with bonds and what is the duration of the bonds? How much of the revenue received from the tax rate will be spent on maintenance? How will the expenditures be accounted for?

Types of Local Ballot Questions

ADVISORY - No legal requirement is placed on the elected officials or any other official to enact the provisions of an advisory ballot question, including the imposition of a tax, if the question is approved. Additionally, advisory questions do not require the full disclosure of fiscal information. How much fiscal information is provided is left to local discretion.

APPROVAL OF DEBT - These questions ask for the approval to finance debt by issuing general obligation bonds in which case a property tax rate will be identified. The debt may also be financed through the issuance of revenue bonds which will be repaid from a revenue source other than property tax – generally sales tax.

For any question seeking approval to issue general obligation bonds, the sample ballot will contain the purpose of the issue, a disclosure of the property tax rate anticipated and the dollar amount of interest, and an explanation of how the operating and maintenance costs of the facility will be paid.

The actual tax rate necessary to pay the bonds may be higher or lower than the estimate depending on: the interest rates at the time the bonds are sold; maturity schedule and term of bonds as actually issued; and actual assessed value of property in the district at the time bonds are sold.

TAX OVERRIDE - Allows a property tax rate to be set for operational expenses, such as additional public safety personnel. Tax overrides may not be levied for longer than 30 years and may be discontinued sooner by the governing body that has imposed the override.

PAY AS YOU GO - Used generally by school districts to provide for a property tax rate to fund the building refurbishing of school facilities as funds are accrued. The rate cannot be imposed for longer than 20 years.

TAX ROLLOVER - A mechanism to allow school districts to ask voters to approve a continuation of the existing debt rate to build facilities. Until 2008, which is when the current provision expires, a school district which has received voter approval for the "rollover" may issue debt against any property tax rate which becomes available because of prior debt being retired.

AMERICAN OVERSIGHT

NV-DA-20-0615-A-004947

CARSON CITY

QUESTION NO. CC 1 - ADVISORY - RETAINING FUJI PARK

Should Carson City make available for commercial development city property known as the Carson Fairgrounds while retaining and improving the area known as Fuji Park?

ADDITIONAL INFORMATION: If approved, there is an expectation of revenue being received from property tax by allowing commercial development as well as additional expenditures to improve Fuji Park.

NTA COMMENT: **CAUTION.** Voters should acquaint themselves with the fiscal implications of this advisory question.

QUESTION NO. CC 2 - PROPERTY TAX FOR SCHOOLS

Shall the Carson City School District be authorized to issue up to $3,750,000 of general obligation bonds for the purposes of mitigating the impact of toxic mold and creating safer and more efficient schools by replacing, improving, acquiring, constructing and equipping school facilities? The Bonds are expected to require a property tax levy for 20 years. Due to the retirement of outstanding bonds and projected assessed value growth, passage of this question is not expected to result in an increase in the existing property tax rate levied to pay the School District's bonds.

ADDITIONAL INFORMATION: The current school district debt rate is 47 cents. The anticipated interest rate is 5.50% with a total anticipated cost of $6,274,646.

CLARK COUNTY

QUESTION NO. 10 - ADVISORY - 2002 FAIR SHARE TRANSPORTATION FUNDING PROGRAM

Shall the Nevada State Legislature authorize the Board of Clark County Commissioners to implement the Regional Transportation Commission of Southern Nevada 2002 Fair Share Funding Program, which will generate approximately $2.7 billion over 25 years from taxes on developers, aviation fuel, and retail sales to fund improvements in local transportation, including additional street and highway projects, new and expanded transit, added transit services for senior citizens, and air quality improvements and make southern Nevada eligible to receive up to an additional $3 billion in state and federal funding for transportation and air quality?

ADDITIONAL INFORMATION: Developer fees of $500 per new residential unit would be increased by $150 the first year with incremental increases each five years thereafter. Fees on commercial development would increase by 15 cents per square foot with incremental increases each five years thereafter. One-cent per gallon tax on jet aviation fuel would be added and the sales tax would be increased by an additional 1/4 of 1%. Half of the 1/4 of 1% would terminate once $1.7 billion was raised or June 30,2028, whichever occurs first, unless extended by a vote of the people.

NTA COMMENT: **Qualified SUPPORT.** A "caution" has been indicated on a number of advisory questions. However, this advisory question provides adequate fiscal information for the voters to make an informed decision. Additionally, both the expenditures and funding associated with this question were subjected to deliberations by a citizens' committee at meetings open to the public over the last year. Detailed information about the question is available from the Clark County RTC.

QUESTION NO. 11 - ADVISORY - HOMELESS SERVICES AND AFFORDABLE HOUSING TRUST FUND

Shall the Board of County Commissioners urge the 2003 Nevada Legislature to enact legislation establishing a Homeless Services and Affordable Housing Trust Fund and authorize the Board of County Commissioners to impose an annual property tax of $0.01 per $100 of assessed valuation to provide monies into that Trust Fund for operating services and housing for the homeless and low income individuals and households?

ADDITIONAL INFORMATION: The tax is estimated to generate $4 million per year.

NTA COMMENT: **CAUTION.** Voters should acquaint themselves with the fiscal implications of this advisory question. If this question had been posed as a regular property tax override, the wording of the question would have had to identify the cost to the homeowner. Additionally, as a tax override question, the length of time the property tax levy would be imposed would have been identified. *Clark County continued on Page 6*

AMERICAN OVERSIGHT

Clark County continued from Page 5

QUESTION NO. 12 - ADVISORY - LOCAL CONTROL OF TOBACCO USE

Should the Clark County Board of Health be able to adopt regulations that are stronger than state law in order to protect people from secondhand smoke? (This does not include businesses that exclude persons under the age of 21.)

QUESTION NO. 13 - ADVISORY - PROHIBITING TOBACCO USE IN CERTAIN PUBLIC PLACES

Should secondhand smoke be completely prohibited by state law in places frequented by children such as schools, grocery stores, restaurants, and government buildings?

QUESTION NO. 14 - ADVISORY - AUTHORITY FOR A LOCALLY CONTROLLED NOT FOR PROFIT PUBLIC ELECTRICAL UTILITY

Should the Nevada Legislature take appropriate action to enable the electrical energy provider for Southern Nevada to be a locally controlled, not for profit public utility?

ADDITIONAL INFORMATION: While not identified in the question or explanation, this question does not address how $75 million in tax revenue which would be lost to other governments would be made up; how incurring over $3 billion in debt in addition to other debt to provide ongoing infrastructure requirements will allow electric rates to be reduced for any prolonged length of time; or how ratepayer funds from electric service would be segregated from other funds.

NTA POSITION: **OPPOSE.** This question is a perfect example of an advisory question with serious fiscal implications providing insufficient information for voters to make an informed decision.

CITY OF HENDERSON

LIBRARY SPECIAL ELECTIVE TAX QUESTION NO. 1

Shall the Board of Trustees of the Henderson District Public Libraries be authorized to levy an additional property tax rate for library purposes (including, without limitation, acquiring, constructing, equipping and improving library facilities, the repayment of debt issued therefor, and operating and maintaining library facilities) of 4 cents per $100 assessed valuation for a period of 30 years commencing July 1, 2003? The cost for the owner of a new $100,000 home is estimated to be $14 per year.

BOULDER CITY

BOULDER CITY ADVISORY QUESTION NO. 1

Should the City of Boulder City enter a recreational land lease in the Eldorado Valley recreation area with Club MX for purpose of developing 50 acres as a Motocross Park?

NTA COMMENT: **CAUTION.** Voters should acquaint themselves with the fiscal implications of this advisory question.

CITY OF MESQUITE

CITY OF MESQUITE QUESTION NO. 1 - SALE OF PUBLIC LANDS AMENDMENT

Shall the Mesquite Municipal Code be amended to read: "All public land sales by the City of Mesquite must be conducted through a properly noticed public auction or open to the public sealed bid process. The City must set a minimum acceptable bid in the notice for the sale."?

CITY OF MESQUITE QUESTION NO. 2 - AN ORDINANCE AMENDING THE MESQUITE MUNICIPAL CODE 1-6-1

Shall the Mesquite Municipal Code 1-6-1 be amended to require City Council members to be elected by district?

CITY OF MESQUITE QUESTION NO. 3 - AN ORDINANCE AMENDING MESQUITE MUNICIPAL CODE 1-6-2

Shall an ordinance be passed to set additional candidacy filing regulations for any City Officer or City employee receiving compensation?

TOWN OF MOAPA

MOAPA E-911 ADVISORY QUESTION NO. 1

Shall the annual property tax rate by increased by $0.005 per $100 of assessed valuation to fund the capital and operation and maintenance costs of an E-911 Emergency Telephone Number System to provide a single number and call identification system for police, fire, and paramedic services?

NTA COMMENT: **CAUTION.** Voters should acquaint themselves with the fiscal implications of this advisory question.

AMERICAN OVERSIGHT

DOUGLAS COUNTY

DOUGLAS COUNTY QUESTION ONE

Should the county increase the excise tax on motor vehicle fuel by five cents (5¢) per gallon and use these tax revenues to construct, maintain and repair roads as well as issue bonds for these road projects?

DOUGLAS COUNTY QUESTION TWO

Should the county impose a tax on the privilege of constructing new non-residential buildings with the proceeds of the tax to be used for road projects, road bonds or both projects and bonds? This privilege tax cannot exceed fifty cents (50¢) per square foot of new non-residential construction.

DOUGLAS COUNTY QUESTION THREE

Should the county increase the sales tax rate by one-quarter of one percent (.0025) with the revenue from the tax to be used for the construction and repair of roads as well as issue bonds for these road projects?

DOUGLAS COUNTY QUESTION NO. 4

NOTE TO VOTERS: Douglas County Question No. 4 is the subject of litigation currently pending before the Nevada Supreme Court.

Shall Douglas County adopt an ordinance amending its development code to provide that no more than 280 new dwelling units shall be built annually in Douglas County, exclusive of the area regulated by the Tahoe Regional Planning Agency (TRPA), except in a disaster emergency declared by the Board of County Commissioners?

ADDITIONAL INFORMATION: This question was placed on the ballot by initiative petition. It was challenged in District Court and the judge ruled that the question should be taken off the ballot. Proponents took the case to the Supreme Court which issued a "stay" until the Supreme Court can hear arguments. Therefore the question is on the ballot, but, if the Supreme Court rules on or before November 5, the Douglas County Clerk is prepared to either count the votes on the question or ignore them.

NTA POSITION: **Qualified OPPOSITION.** Just like advisory questions, this initiative petition question has serious fiscal ramifications which are not explained. "Restricting growth" may be an appealing sound bite but voters should have more information concerning the potential impacts to the availability of affordable housing and how their property tax rates and property tax assessments may be impacted in the future.

ELKO COUNTY

QUESTION NO. 1 - PROCEEDS FROM SALE OF ELKO GENERAL HOSPITAL (ADVISORY)

Should the Board of Elko County Commissioners maintain the $20 million dollars received from the sale of Elko General Hospital and use the investment income only for operating costs, capital projects and economic development?

NTA COMMENT: **CAUTION.** Voters should acquaint themselves with the fiscal implications of this advisory question.

QUESTION NO. 2 - GAS TAX INCREASE (ADVISORY)

Should the Board of Elko County Commissioners act to increase the County optional gas tax levied pursuant to NRS 373.030(1)(b) from the current 4 cents per gallon to the statutory maximum of 9 cents per gallon at the rate of 1 cent per year for five (5) years?

NTA COMMENT: **CAUTION.** Voters should acquaint themselves with the fiscal implications of this advisory question.

CITY OF WEST WENDOVER

ADVISORY QUESTION NO. 1

Should the Cities of West Wendover, Nevada and Wendover, Utah proceed with the necessary process to combine the City of West Wendover, Nevada and the City of Wendover, Utah into a single incorporated city within the State of Nevada?

NTA COMMENT: **CAUTION:** Voters should acquaint themselves with the fiscal implications of this advisory question.

Elko County continued on Page 8

AMERICAN OVERSIGHT

Elko County continued from Page 7

QUESTION NO. I - ESTABLISHMENT OF METROPOLIS IRRIGATION DISTRICT

Should an irrigation district be established pursuant to Chapter 539 of the Nevada Revised Statutes which district shall include the following described land:
Portions of Townships 39N R61E and 39N R62E (described in detail in the ballot question). *In addition, should the district be divided into 3 divisions containing the following described lands with the first directors being as shown: Division One: All lands within Sec 28, 29, 32, T39N, R62E - James Bradish Dalton: Division Two: All lands within Sec 13, 24, 25, T39N, R61E and Sec 18, 19, 30, 31, T39N, R62E - Carl Uhlig: Division Three: All lands within Sec 14, 15, 22, 23, T39N, R61E - Carl O. Peavey? Any elector may cast their vote for all three divisions.*

ADDITIONAL INFORMATION: Future costs cannot be determined until available grant funds are used to determine the extent of required repairs associated with the repair/reconstruction of the Bishop Creek Dam.

LINCOLN COUNTY

LINCOLN COUNTY SCHOOL DISTRICT BOND QUESTION

Shall Lincoln County School District be authorized to issue up to $3,000,000 of general obligation bonds for the purpose of acquiring, constructing, improving and equipping school facilities? The Bonds are expected to require a property tax levy for 30 years. ***Due to the retirement of outstanding bonds and projected assessed value growth, passage of this question is not expected to result in an increase in the existing property tax rate levied to pay the District's bonds.***

LYON COUNTY

LYON COUNTY QUESTION NO. 10

Should the county increase the sales tax rate by one-half of one percent (.005) with the revenue from the tax to be used for the construction, maintenance and repair of public roads?

MASON VALLEY FIRE PROTECTION DISTRICT QUESTION

Shall the Mason Valley Fire Protection District be allowed to impose but not to exceed a 10 cent tax levy on the per one hundred dollars of assessed valuation in ad valorem tax not to exceed thirty (30) years? The increase is due to the very low growth in assessed value in the Mason Valley Fire Protection District and increased cost of capital acquisition and operation.

NTA COMMENT: As required by statute, this ballot question should have the cost to the owner of a $100,000 home contained in the question.

NYE COUNTY

BALLOT QUESTION - ELECTION OF THE BOARD OF COMMISSIONERS

1. Shall the five commissioner districts in the County of Nye be abolished?
2. If the commissioner districts are NOT abolished, then shall the five commissioners be elected: At large____ or By District_____.

WASHOE COUNTY

WC-1 - FLUORIDATION (ADVISORY QUESTION)

Shall the public water systems in the geographic area of Washoe County be allowed to adjust the naturally-occurring fluoride concentration in the drinking water to an optimum level recommended by public health authorities in order to reduce the occurrence of tooth decay?

NTA COMMENT: **CAUTION.** Voters should acquaint themselves with the fiscal implications of this advisory questions.

WC-2 - TRANSPORTATION FUNDING (ADVISORY QUESTION)

Shall the Washoe County Board of Commissioners seek state legislation for the Regional Transportation Commission (RTC) to obtain necessary additional funding for transportation projects that will reduce traffic congestion, improve air quality, repair and maintain roads, and increase public transportation in the Truckee Meadows?

AMERICAN OVERSIGHT

ADDITIONAL INFORMATION: The explanation of the advisory question contains the funding mechanisms which the RTC will propose to the legislature. These mechanisms are: (1) indexing the Regional Road Impact Fee on developers for inflation; (2) indexing the fuel tax for inflation; and (3) increasing the sales tax by 1/8%.

NTA COMMENT: **Qualified SUPPORT.** While this is an advisory question, a citizens' committee studied the need and funding options for the last year at public meetings. The question is the result of the findings of the committee. Detailed information on this question is available from the Washoe County RTC. Please note: If this question is approved by the voters, NTA will request that the indexing provisions contained in the question be capped.

WC-3 - ANIMAL SHELTER

Shall Washoe County be authorized to issue up the $10,750,000 of general obligation bonds to provide an animal shelter project and to levy an additional property tax rate for the purpose of operating and maintaining the animal shelter project and performing related animal control functions of up to 3 cents per $100 of assessed valuation for a period of up to 30 years? The bonds are expected to require a property tax levy for 30 years. The bonds are estimated to result in an increase in the property taxes that the owner of a new $100,000 home will pay which will average $1.98 per year. In addition, the cost of the 3 cents animal shelter operating property tax levy for the owner of a new $100,000 home is estimated to be $10.50 per year. However, an Interlocal Agreement between Reno, Sparks, and Washoe County, requires the 3 cents operating property tax rate increase to be fully offset by property tax reductions in the Cities of Reno and Sparks of 3 cents and partially offset by a property tax reduction of 1 cent in the unincorporated areas of the County.

WC-4 - SOI AND MUNICIPAL SERVICES TAX (ADVISORY QUESTION) UNINCORPORATED COUNTY VOTERS SPHERE OF INFLUENCE AND UNINCORPORATED MUNICIPAL SERVICES TAX QUESTION

Would you support moving the Spheres of Influence of Reno and Sparks back to their pre-May 9, 2002 locations, if a property tax were imposed in the unincorporated area of Washoe County to cover the cost of the provision of municipal services in the unincorporated area?

NTA COMMENT: **CAUTION.** Voters should acquaint themselves with the fiscal implications of this advisory question.

WC-5 - UNINCORPORATED TOWN

Shall Washoe County be authorized to form an unincorporated town within the boundaries of the unincorporated area of Washoe County for the purpose of providing funding support for the following governmental services: Sheriff patrol and detectives, land use planning and zoning, business licensing, community parks and recreational services, engineering and road maintenance, misdemeanant prosecution, animal control, and fire suppression? A "yes" vote carries with it the assent to be taxed for such services. Imposition of any such tax would require the approvals of the Board of County Commissioners and the Nevada Department of Taxation.

ADDITIONAL INFORMATION: The estimated first-year property tax rate is 3.88 cents per $100 of assessed value or $13.58 per year for the owner of a new $100,000 home.

WC-6 - SOI AND MUNICIPAL SERVICES TAX (ADVISORY QUESTION) CITY VOTERS SPHERE OF INFLUENCE AND UNINCORPORATED MUNICIPAL SERVICES TAX QUESTION

Would you support moving the Spheres of Influence of Reno and Sparks back to their pre-May 9, 2002 locations, if a property tax were imposed in the unincorporated area of Washoe County to cover the cost of the provision of municipal services in the unincorporated area?

NTA COMMENT: **CAUTION.** Voters should acquaint themselves with the fiscal implications of this advisory question.

WC-7 - TRAIN TRENCH (ADVISORY QUESTION)

Shall the Board of Commissioners of Washoe County adopt a resolution urging the City Council of the City of Reno to continue implementation of the railroad (RETRAC) trench project?

NTA COMMENT: **CAUTION.** Voters should acquaint themselves with the fiscal implications of this advisory question.

Washoe County continued on Page 10

AMERICAN OVERSIGHT

NV-DA-20-0615-A-004952

Washoe County continued from Page 9

WC-8 - TOBACCO USE (ADVISORY QUESTION)

Shall the Washoe County District Board of Health be able to adopt regulations that are stronger than state law in order to protect people from secondhand smoke? This does not include businesses that exclude persons under the age of 21.

WC-9 - SECONDHAND SMOKE (ADVISORY QUESTION)

Shall secondhand smoke be completely prohibited by state law in places frequented by children such as schools, grocery stores, restaurants and government buildings?

SCHOOL DISTRICT BOND QUESTION (ADVISORY QUESTION)

Shall the Washoe County School District be authorized to issue general obligation school bonds to finance the acquisition, construction, improvement and equipping of school facilities? ***District projections at the time the bonds are issued must indicate that issuance of the bonds will not result in an increase of the existing school bond property tax rate of 38.85 cents ($0.3885) per $100 of assessed value****. If approved, this authorization will expire November 5, 2012.*

NTA COMMENT: **CAUTION.** Voters should acquaint themselves with the fiscal implications of the advisory question. It should also be noted that it is very unusual to see a school facilities question as an advisory question, particularly one that is considered a "rollover" and does not require an increase in the property tax rate.

CITY OF RENO

R-1 - ARTS, AQUATICS AND RECREATION PROJECTS BOND QUESTION

Shall the City of Reno be authorized to issue up to $40,000,000 of general obligation bonds for the purpose of acquiring, constructing, equipping and improving arts, aquatics and recreation projects including real property, structures, fixtures, furnishings and equipment therefor? The Bonds are expected to require a property tax levy for 30 years. The Bonds are estimated to result in an increase in the property taxes that the owner of a new $100,000 home will pay which will average $17.50 per year.

R-2 - WASHOE COUNTY/RENO CONSOLIDATION

Shall the separate governments of Washoe County and the City of Reno be consolidated provided consolidation reduces taxes and/or improves services as an alternative to the current system of separate governments for Washoe County and the City of Reno with the current fiscal inequity?

R-3 - REMOVE RENO FROM WASHOE COUNTY

Shall the City of Reno be removed from Washoe County and a County of Reno be created provided it reduces taxes and/or improves services as an alternative to the current system of separate governments for Washoe County and the City of Reno with the current fiscal inequity

WHITE PINE COUNTY

QUESTION NO. 1 (ADVISORY)

Shall White Pine County request the Legislature authorize the County to fund the operation and maintenance of a County swimming pool facility through an increase in the sales tax rate of one-quarter of one percent (.0025)?

ADDITIONAL INFORMATION: The County Commissioners would propose an increase in the room tax to fund the building of the swimming pool if the question is passed.

NTA COMMENT: **CAUTION.** Voters should acquaint themselves with the fiscal implications of this advisory question.

REMEMBER TO VOTE

TUESDAY

NOVEMBER 5, 2002

AMERICAN OVERSIGHT

AN OPEN LETTER TO NTA MEMBERS

Nominations for the sixth annual *Cashman Good Government Award* are now being accepted. The Award was established in 1997 to acknowledge those employees at all levels of Nevada's governments who make positive contributions to the citizens of Nevada by providing effective and timely service in a cost effective manner.

Many of you are well acquainted with various government entities and their practices whether through business or personal interests. You, therefore, perhaps know of a government employee, a department, or an agency at the state, city, or county level whose work efforts are worthy of recognition. Maybe the person you communicate with is promoting a user-friendly government or you believe a particular department is making substantial contributions through fiscally sound operations. No matter whether it's an individual or a "team" who is working to provide efficient and cost-effective service to the taxpayers – we want to know.

Nomination forms and rules for this year's award are available at both NTA's Carson City and Las Vegas offices. Please call 775/882-2697 (Carson City) or 702/457-8442 (Las Vegas) or e-mail us at info@nevadataxpayers.org.

Why not take the opportunity now to let us know who you feel is worth of recognition and consideration for the *Cashman Good Government Award.* Please keep in mind that the deadline for nominations is **5:00 p.m., November 15, 2002.**

SELECTION PROCESS

A Selection Committee comprised of members of the Nevada Taxpayers Association will review all nomination forms submitted. The entries are numerically scored. Based on the scores, at least one finalist will be selected from: counties, cities and towns with a population of over 100,000; counties, cities and towns with a population of under 100,000; a school district; and state government.

AWARD ANNOUNCEMENT

Entrants will be notified of the chosen finalists prior to the Association's annual dinner in Carson City in early 2003. The finalists are invited to attend the dinner and be recognized for their achievements.

The winner will be announced from among the finalists and presented with the Cashman Good Government Award trophy.

AMERICAN OVERSIGHT

Assembly Bill No. 9–Joint Rules Committee

CHAPTER.....

AN ACT relating to natural resources; directing the submission to a vote of the people of a proposal to issue state general obligation bonds to protect, preserve and obtain the benefits of the property and natural resources of this state; providing for the use of the proceeds if the issue is approved; creating the fund to protect natural resources; and providing other matters properly relating thereto.

THE PEOPLE OF THE STATE OF NEVADA, REPRESENTED IN SENATE AND ASSEMBLY, DO ENACT AS FOLLOWS:

Section 1. At the general election to be held on November 5, 2002, there must be submitted to the voters of this state, in the manner prescribed by chapter 349 of NRS, a proposal to issue general obligation bonds of the state to protect, preserve and obtain the benefits of the property and natural resources of this state in an amount not to exceed $200,000,000. If the proposal is carried, the bonds may be issued at one time or from time to time, and the Legislature shall levy such tax as may be necessary to pay the principal of and interest on the bonds. The proceeds of such tax together with any other amounts appropriated to pay the principal of and interest on the bonds when due must be deposited in the consolidated bond interest and redemption fund.

Sec. 2. Except as otherwise provided in subsection 9 of section 3 of this act, of the total bond issue, if approved pursuant to section 1 of this act:

1. An amount of $27,000,000 must be allocated to the Division of State Parks of the State Department of Conservation and Natural Resources to protect and preserve the property or natural resources of this state or to obtain the benefits thereof for the following purposes:

(a) For the acquisition of real or personal property or interests in real or personal property for purposes related to parks and recreation; or

(b) To support extraordinary capital improvements and renovations of facilities in state parks.

2. An amount of $27,500,000 must be allocated to the Division of Wildlife of the State Department of Conservation and Natural Resources for the following purposes:

(a) For the acquisition of real or personal property or interests in real or personal property to enhance, protect, and manage wildlife and wildlife habitat or enhance recreational opportunities related to wildlife, or both; or

(b) For the development and renovation of facilities or the improvement of existing habitats for fish and other wildlife.

3. An amount of $25,000,000 must be allocated to the Las Vegas Springs Preserve in Clark County for the following purposes:

(a) Planning, development and design of the preserve;

(b) Providing wildlife habitat;

(c) Constructing buildings and other facilities for the preserve; or

(d) Providing other infrastructure for the preserve.

The Las Vegas Springs Preserve shall match the allocation made pursuant to this subsection with an amount of money or value of services, material or equipment that is equal to 50 percent of the cost of each project that is completed pursuant to this subsection.

AMERICAN OVERSIGHT

4. An amount of $10,000,000 must be allocated to Clark County to develop a county regional wetlands park at the Las Vegas Wash. The money allocated pursuant to this paragraph must be used to:

(a) Divert water, control erosion and make improvements to restore the existing wetlands, and to create new wetlands;

(b) Acquire and develop land and water rights;

(c) Provide recreational facilities; and

(d) Provide parking for and access to the park.

Clark County shall match the allocation made pursuant to this subsection with an amount of money or value of services, material or equipment that is equal to 50 percent of the cost of each project that is completed pursuant to this subsection.

5. An amount of $35,000,000 must be allocated to the Department of Cultural Affairs to establish at the Las Vegas Springs Preserve a museum to provide exhibits and education regarding the natural resources, history and cultural heritage of this state. The money allocated pursuant to this subsection must be used for:

(a) The planning and design of the museum;

(b) Construction of the museum;

(c) Moving exhibits from other locations to the museum; or

(d) Creating new exhibits.

6. An amount of $10,000,000 must be allocated to Washoe County to enhance and restore the Truckee River corridor. The money allocated pursuant to this subsection must be used to:

(a) Acquire and develop land and water rights;

(b) Provide recreational facilities;

(c) Provide parking for and access to and along the river; or

(d) Restore the Truckee River corridor.

Washoe County shall match the allocation made pursuant to this subsection with an amount of money or value of services, material or equipment that is equal to 50 percent of the cost of each project that is completed pursuant to this subsection.

7. An amount of $65,500,000 must be allocated to the State Department of Conservation and Natural Resources to be administered by the Division of State Lands to carry out the purposes set forth in this subsection. The money allocated pursuant to this subsection must be used for the following purposes:

(a) To make grants in the following amounts:

(1) An amount of $7,250,000 to state agencies, counties, municipalities or private nonprofit organizations that qualify for grants pursuant to the regulations adopted by the Administrator of the Division of State Lands pursuant to this subsection, as appropriate, for the construction of recreational trails, including, without limitation, hiking, equestrian and bicycle trails. The award of grants pursuant to this subparagraph must be coordinated with the Division of State Parks.

(2) An amount of $5,000,000 to state agencies, counties, municipalities or private nonprofit organizations that qualify for grants pursuant to the regulations adopted by the Administrator of the Division of State Lands pursuant to this subsection, as appropriate, for the acquisition of land and water or interests in land and water for urban parks and

AMERICAN OVERSIGHT

greenbelts. Programs and projects paid for by grants made pursuant to this subparagraph must be for the protection and preservation of the property and natural resources of this state, or for the purposes of obtaining the benefits thereof. The award of grants pursuant to this subparagraph must be coordinated with the Division of State Parks.

(3) An amount of $3,000,000 to state agencies, counties whose population is less than 100,000 or municipalities located within those counties, as appropriate, for the development of habitat conservation plans. The making of grants pursuant to this subparagraph must be coordinated with the Division of Wildlife and the Nevada Natural Heritage Program.

(4) An amount of $250,000 to counties whose population is less than 100,000 and municipalities located within those counties for the development and adoption of plans for open spaces.

(5) An amount of $20,000,000 to counties and municipalities for the acquisition of land and water or interests in land and water to protect and enhance wildlife habitat, sensitive or unique vegetation, historic or cultural resources, riparian corridors, wetlands and other environmental resources pursuant to an adopted plan for open spaces. Grants made pursuant to this subparagraph must require:

(I) In a county whose population is 100,000 or more, that the county or municipality which receives the grant matches the grant with an amount of money or value of services, material or equipment that is equal to 50 percent of the cost of the acquisition.

(II) In a county whose population is less than 100,000, that the county or municipality which receives the grant matches the grant with an amount of money or value of services, material or equipment that is equal to 25 percent of the amount of the grant.

(6) An amount of $10,000,000 for grants to Churchill County, Douglas County, Lyon County or Carson City and municipalities located within those counties to enhance and restore the Carson River corridor. Grants made pursuant to this subparagraph must require that the county or municipality which receives the grant match the grant with an amount of money or value of services, material or equipment that is equal to 50 percent of the cost of the project for which the grant is awarded. Money awarded for grants pursuant to this subparagraph must be used to:

(I) Acquire and develop land and water rights;

(II) Provide recreational facilities;

(III) Provide parking for and access to and along the river; or

(IV) Restore the Carson River corridor.

(7) An amount of $5,000,000 for grants to Douglas County, Washoe County or Carson City and municipalities located within those counties to enhance and develop the Lake Tahoe Path System. Grants made pursuant to this subparagraph must require that the county or municipality which receives the grant match the grant with an amount of money or value of services, material or equipment that is equal to 50 percent of the cost of the project for which the grant is awarded. Money awarded for grants pursuant to this subparagraph must be used to:

(I) Acquire land for the path system; or

(II) Develop the path system.

AMERICAN OVERSIGHT

(b) An amount of $15,000,000 to carry out contracts or agreements under which nonprofit conservation organizations may acquire land and water or interests in land and water for the public benefit, to protect and enhance wildlife habitat, sensitive or unique vegetation, historic or cultural resources, riparian corridors, floodplains and wetlands and other environmental resources. Any money provided by the Division of State Lands pursuant to this paragraph must be matched by an amount of money or value of services, material or equipment that is equal to 50 percent of the cost of the acquisition. The investment of this state in any property acquired pursuant to this paragraph must be secured by an interest in the property.

The Administrator of the Division of State Lands may adopt such regulations as the Administrator determines are necessary to carry out the programs and projects and make the grants described in this subsection. The regulations adopted by the Administrator must state whether and to what degree applicants for grants must match any money awarded.

Sec. 3. 1. The fund to protect natural resources is hereby created in the state general fund. The Director of the Department of Conservation and Natural Resources shall administer the fund and prescribe the method pursuant to which the governmental entities which administer the programs and projects described in section 2 of this act may request money from the fund in accordance with the allocations made pursuant to that section.

2. The proceeds of any bonds issued pursuant to section 1 of this act, after deducting any applicable charges, must be deposited in the fund.

3. Any interest or income earned on the money in the fund must be credited to the fund. Any money remaining in the fund at the end of the fiscal year does not revert to the general fund but remains in the fund for authorized expenditure.

4. All claims against the fund must be paid as other claims against the state are paid.

5. The State Department of Conservation and Natural Resources may use the proceeds from the bonds issued pursuant to section 1 of this act and the interest income thereon to defray the costs of administering the provisions of this act and may request an appropriation to defray the costs of administering this act if the money in the fund is not sufficient. The money in the fund must be used only for the purposes set forth in this act and must not be used to replace or supplant funding available from other sources.

6. Any interests in land or water acquired by the state pursuant to this act:

(a) Must be acquired and held by the Division of State Lands pursuant to chapter 321 of NRS.

(b) Must not be acquired by condemnation or the power of eminent domain.

The acquisition of any water rights pursuant to this act must not have a negative impact on the distribution of water to other persons who hold valid water rights.

7. Any property acquired pursuant to the provisions of this act may include easements and other interests in land. Before acquiring any interest in land pursuant to this act, recipients of money pursuant to this act must

AMERICAN OVERSIGHT

consider such alternatives to the acquisition of fee simple title as may be available, including, without limitation, the acquisition of easements and remainders after life estates.

8. If any interests in land or water acquired by the state pursuant to this act, or portions thereof, are later determined not to be necessary to carry out the purposes of the act, those interests may be sold or leased by the Division of State Lands pursuant to chapter 321 of NRS and the proceeds deposited in the fund to protect natural resources. The proceeds received from such transactions must be expended to carry out the purposes of this act.

9. Money may be reallocated among the purposes set forth in each subsection of section 2 of this act with the advance approval of the Interim Finance Committee.

10. The Interim Finance Committee must approve the issuance of any bonds issued pursuant to this act if the proceeds of which will be used for the purposes set forth in paragraph (a) of subsection 7 of section 2 of this act.

Sec. 4. The Legislature finds and declares that the issuance of bonds pursuant to this act, except the use of the proceeds of those bonds pursuant to subsections 3 and 5 of section 2 of this act and subparagraph (5) of paragraph (a) of subsection 7 of section 2 of this act and paragraph (b) of subsection 7 of section 2 of this act:

1. Is necessary for the protection and preservation of the property and natural resources of this state and for the purpose of obtaining the benefits thereof; and

2. Constitutes an exercise of the authority conferred by the second paragraph of section 3 of article 9 of the Constitution of the State of Nevada.

Sec. 5. To the extent not inconsistent with the provisions of this act, the provisions of the State Securities Law, contained in chapter 349 of NRS, apply to the bonds issued pursuant to this act.

Sec. 6. Notwithstanding the provisions of NRS 361.453 to the contrary, any levy imposed by the legislature for the repayment of bonded indebtedness issued pursuant to the provisions of this act must not be included in calculating the limitation set forth in subsection 1 of NRS 361.453 on the total ad valorem tax levied for all public purposes.

Sec. 7. If any provision of this act, or application thereof to any person, thing or circumstance, is held invalid, the invalidity shall not affect the provisions or application of this act which can be given effect without the invalid provision or application, and to this end the provisions of this act are declared to be severable.

AMERICAN OVERSIGHT

Stephanie M. Klapstein

From: FN-WHO-State Government <IGA.state@who.eop.gov>
Sent: Friday, October 19, 2018 10:42 AM
Cc: Crozer, William F. EOP/WHO; Carter,Britt S. EOP/WHO; Michael, Zachery T.EOP/WHO
Subject: Proposed Regulations on Opportunity Zones Designed to Incentivize Investment in American Communities

Local Elected Officials,

Today, the U.S. Department of the Treasury and the IRS released proposed regulations on Opportunity Zones designed to incentivize investment in American communities. The Treasury Department plans on issuing additional guidance before the end of the year after notice and comment.

Below you will find additional information in addition to:

- **Proposed Implementation Regulations** (click here)
- **List of Qualified Opportunity Zones** (click here)
- **Frequently Asked Questions** (click here)

Please do not hesitate to reach out with any questions. Thank you.

The White House Office of Intergovernmental Affairs

William F. Crozer
Special Assistant to the President and Deputy Director
White House Office of Intergovernmental Affairs

Britt S. Carter
Associate Director

Zachery T. Michael
Associate Director

Treasury Press Release: Treasury Releases Proposed Regulations on Opportunity Zones Designed to Incentivize Investment in American Communities

Washington – The Treasury Department today issued proposed guidance related to the new Opportunity Zone tax incentive. The tax benefit, created by the 2017 Tax Cuts and Jobs Act, is designed to spur economic development and job creation by encouraging long-term investments in economically distressed communities nationwide.

"We want all Americans to experience the dynamic opportunities being generated by President Trump's economic policies. We anticipate that $100 billion in private capital will be dedicated towards creating jobs and economic development in Opportunity Zones," said Secretary Steven T. Mnuchin. "This incentive will foster economic revitalization and promote sustainable economic growth, which was a major goal of the Tax Cuts and Jobs Act."

The proposed regulations released today clarify what gains qualify for deferral, which taxpayers and investments are eligible, the parameters for Opportunity Funds, and other guidance. The proposed regulations should provide investors and fund sponsors the information they need to confidently enter into new business

AMERICAN OVERSIGHT

NV-DA-20-0615-A-004960

arrangements in designated Opportunity Zones. The Treasury Department plans on issuing additional guidance before the end of the year.

The Opportunity Zone incentive offers capital gains tax relief to investors for new investment in designated areas. Investment benefits include deferral of tax on prior gains as late as 2026 if the amount of the gain is invested in an Opportunity Fund. The benefits also include tax forgiveness on gains on that investment if the investor holds the investment for at least 10 years. Opportunity Zones retain their designation for 10 years, but under the proposed regulations, investors can hold onto their investments in Qualified Opportunity Funds through 2047 without losing tax benefits.

Working with our partners in State and local governments, earlier this year, Treasury certified 8,761 communities in all 50 states, the District of Columbia and five U.S. territories. Nearly 35 million Americans live in areas designated as Opportunity Zones. These communities present both the need for investment and significant investment opportunities.

Based on data from the 2011-2015 American Community Survey, the designated regions had an average poverty rate of over 32 percent, compared with the 17 percent national average.

Additionally, the median family income of the designated tracts were on average 37 percent below the area or state median, and had an unemployment rate of nearly 1.6 times higher than the national average.

IRS Press Release: **Treasury, IRS issue proposed regulations on new Opportunity Zone tax incentive**

IR-2018-206, October 19, 2018

WASHINGTON —The Treasury Department and the Internal Revenue Service today issued proposed regulations and other published guidance for the new Opportunity Zone tax incentive.

Opportunity Zones, created by the 2017 Tax Cuts and Jobs Act, were designed to spur investment in distressed communities throughout the country through tax benefits. Under a nomination process completed in June, 8,761 communities in all 50 states, the District of Columbia and five U.S. territories were designated as qualified Opportunity Zones. Opportunity Zones retain their designation for 10 years. Investors may defer tax on almost any capital gain up to Dec. 31, 2026 by making an appropriate investment in a zone, making an election after December 21, 2017, and meeting other requirements.

The proposed regulations clarify that almost all capital gains qualify for deferral. In the case of a capital gain experienced by a partnership, the rules allow either a partnership or its partners to elect deferral. Similar rules apply to other pass-through entities, such as S corporations and their shareholders, and estates and trusts and their beneficiaries.

Generally, to qualify for deferral, the amount of a capital gain to be deferred must be invested in a Qualified Opportunity Fund (QOF), which must be an entity treated as a partnership or corporation for Federal tax purposes and organized in any of the 50 states, D.C. or five U.S. territories for the purpose of investing in qualified opportunity zone property.

The QOF must hold at least 90 percent of its assets in qualified Opportunity Zone property (investment standard). Investors who hold their QOF investment for at least 10 years may qualify to increase their basis to the fair market value of the investment on the date it is sold.

The proposed regulations also provide that if at least 70 percent of the tangible business property owned or

AMERICAN OVERSIGHT

leased by a trade or business is qualified opportunity zone business property, the requirement that "substantially all" of such tangible business property is qualified opportunity zone business property can be satisfied if other requirements are met. If the tangible property is a building, the proposed regulations provide that "substantial improvement" is measured based only on the basis of the building (not of the underlying land).

In addition to the proposed regulations, Treasury and the IRS issued an additional piece of guidance to aid taxpayers in participating in the qualified Opportunity Zone incentive. Rev. Rul. 2018-29 provides guidance for taxpayers on the "original use" requirement for land purchased after 2017 in qualified opportunity zones. They also released Form 8996, which investment vehicles will use to self-certify as QOFs.

More information on Opportunity Zones, including answers to frequently-asked questions, is on the Tax Reform page of IRS.gov. The Tax Reform page will also feature updates on the implementation of this and other TCJA provisions.

Click here for complete list of Opportunity Zones.

AMERICAN OVERSIGHT

Stephanie M. Klapstein

From: Imhoff, Olivia P. EOP/WHO <Olivia.P.Imhoff2@who.eop.gov>
Sent: Tuesday, April 02, 2019 11:50 AM
Cc: Horning, Daniel M. EOP/WHO; Pottebaum,Nic D. EOP/WHO
Subject: RE: April 17, 2019 INVITE - An Opportunity Zone Conference with State, Local, Tribal, and Community Leaders

Good afternoon,
The White House Office of Intergovernmental Affairs in coordination with other Executive Office of the President components will be hosting **An Opportunity Zone Conference with State, Local, Tribal, and Community Leaders** on April 17, 2019 at the White House.

We extend an invitation to your association to have one representative from your team at this conference. This could be the association's policy staff member or another position that you deem appropriate for the event. Due to space limitations, we only have space for one (1) representative from the association's team.

Please communicate the one individual from your state association to Olivia Imhoff (Olivia.P.Imhoff2@who.eop.gov) no later than Friday, April 5, 2019. Include their name, email address, and phone number. The White House will then extend an official invite to that individual.

Thanks,
Olivia

THE WHITE HOUSE

The White House Office of Intergovernmental Affairs invites you to attend

An Opportunity Zone Conference with State, Local, Tribal, and Community Leaders

April 17, 2019
1:00 p.m. - 4:00 p.m.

Please communicate the **one (1) individual from your state government attending this conference to Olivia Imhoff (Olivia.P.Imhoff2@who.eop.gov) no later than Friday, April 5, 2019**. Include their name, email address, and phone number. The White House will then extend an official invite to that individual along with a registration link.

AMERICAN OVERSIGHT

A list of frequently asked questions is below. More information, including arrival instructions (i.e., address and times) and the itinerary, will be forthcoming. Pertinent event updates will be sent to the email address that you register with.

Sincerely,

White House Office of Intergovernmental Affairs

Frequently Asked Questions:

What information do I need to submit in order to attend? Clicking on the registration link provided above will outline the information you are required to submit in order to register to attend. Secret Service requires all visitors to submit this information prior to arrival. Please do not fill out this information if you cannot attend. It is essential that all information is submitted accurately. The information you submit must exactly match what is listed on your government issued photo identification that you will be required to present to Secret Service before entry onto White House grounds. The information you submit must exactly match that of your government issued identification (can be a passport, driver's license, etc.) that you will be required to present to Secret Service before entering White House grounds.

How do I know if I successfully registered? Once you click on the registration link, fill out all required information, and submit it, you will receive a confirmation message to the email address you provided. Please make sure to check your spam/junk email folder if you do not receive this confirmation.

What time should I plan to arrive? While the conference begins at 1:00 p.m., you'll want to plan on arriving by 12:30 p.m. in order to get through security. You'll be allowed to enter the White House grounds in the time window between 12:00 p.m. and 2:00 p.m.

What if the link does not work? If the registration link provided does not work or will not properly load, try using a different browser. If you are still unable to register, please contact White House Office of Intergovernmental Affairs staff or reply to this email.

Is this invitation transferable / can I bring a friend or relative? No, this invitation is non-transferable unless discussed with the White House Office of Intergovernmental Affairs. Any information submitted from an uninvited guest will not be processed.

Who is speaking and what's on the agenda? An agenda will be sent out prior to the conference; you can expect senior Administration officials to speak and participate in this conference.

Where do I go? All events will take place on the White House complex (1600 Pennsylvania Avenue, NW, Washington DC). We will provide further information ahead of the event date.

How do I get around Washington, D.C.? For travel and transportation in Washington, D.C., taxies and ride sharing services are readily available. The metro is also a convenient way to travel. The closest metro stops are Metro Center and Farragut West. More information on the metro, including travel times and maps, can be found by clicking here.

For all other questions: Please reach out to Olivia Imhoff at (202) 881-7466 or Olivia.P.Imhoff2@who.eop.gov.

AMERICAN OVERSIGHT

NV-DA-20-0615-A-004964

Stephanie M. Klapstein

From: Ryan McGinness <ryan@nevadadc.org>
Sent: Monday, May 07, 2018 2:14 PM
To: Patricia.Griffin@treasury.gov
Cc: Christina Davis
Subject: Re: Call Request with Secretary Mnuchin

Pat – sorry for the delay, thanks for your patience. The Governor can make this work. I'm copying his scheduler, Christina Davis, to make sure she has the right call logistics for tomorrow.

Ryan McGinness | Nevada Washington Office

From: "Patricia.Griffin@treasury.gov" <Patricia.Griffin@treasury.gov>
Date: Monday, May 7, 2018 at 4:37 PM
To: Ryan McGinness <ryan@nevadadc.org>
Subject: RE: Call Request with Secretary Mnuchin

Hi Ryan

Is there any update on the Governor's timing for the phone call with Secretary Mnuchin?

Thanks, Pat

From: Griffin, Pat
Sent: Monday, May 07, 2018 12:17 PM
To: 'Ryan McGinness' <ryan@nevadadc.org>
Subject: RE: Call Request with Secretary Mnuchin

Ryan

Thank you for your response. We can try and squeeze in 15-20 mins on Tuesday, May 8 at 5:30pm DC time. Please let me know if that works.

Thank you, Pat

From: Ryan McGinness [mailto:ryan@nevadadc.org]
Sent: Monday, May 07, 2018 12:13 PM
To: Griffin, Pat <Patricia.Griffin@treasury.gov>
Subject: Re: Call Request with Secretary Mnuchin

Pat – thanks for your reply. This is a little time sensitive, and relates to an issue pending before Treasury, so I'm wondering if the Secretary has any times available earlier in the week? Thanks for your help.

Ryan McGinness | Nevada Washington Office

AMERICAN OVERSIGHT

From: "Patricia.Griffin@treasury.gov" <Patricia.Griffin@treasury.gov>
Date: Monday, May 7, 2018 at 11:45 AM
To: Ryan McGinness <ryan@nevadadc.org>
Subject: Call Request with Secretary Mnuchin

Dear Ryan,

I am following up on the below email to arrange a phone call for Secretary Mnuchin to speak with Governor Sandoval. The Secretary would be happy to take a call on Friday, May 11th between the following times below. Please let me know what works for Governor Sandoval.

Friday, May 11th
12:30-1:30pm
3:00-4:30pm

Thanks, Pat

Pat Griffin
U.S. Department of the Treasury
Office: 202-622-1100
patricia.griffin@treasury.gov

From: Ryan McGinness <ryan@nevadadc.org>
Date: May 4, 2018 at 2:57:43 PM EDT
To: Bailey, Bradley <Bradley.Bailey@treasury.gov>
Subject: Call Request with Secretary Mnuchin

Brad – thanks for chatting with me just now. Governor Sandoval would like to request a call with Secretary Mnuchin as his earliest convenience and can make himself available on Monday for the call. Topic is opportunity zone designations. I am happy to help with logistics, and will be with the Governor today and tomorrow to coordinate anything as needed.

Thanks, appreciate your help in getting this on the calendar.

Ryan McGinness | Director
State of Nevada, Washington Office
D: (202) 624-5426 | M: (202) 297-8934
E: ryan@nevadadc.org

AMERICAN OVERSIGHT

Stephanie M. Klapstein

From: Paul Anderson <paul.anderson@diversifynevada.com>
Sent: Friday, March 23, 2018 10:49 AM
To: Andrew Clinger
Subject: Re: Constituent Mail - Opportunity Zones - Brandin

Thanks.

Paul Anderson | Executive Director
Governors Office of Economic Development | GOED
paul.anderson@diversifynevada.com

On Mar 23, 2018, at 10:32 AM, Andrew Clinger <aclinger@gov.nv.gov> wrote:

FYI

Andrew Clinger
Senior Advisor
Office of Governor Brian Sandoval
101 North Carson Street
Carson City, NV 89701
T: 775-684-5670|D: 775-684-5667|F: 775-684-5683|E: aclinger@gov.nv.gov

---

From: Shannon Litz
Sent: Thursday, March 22, 2018 10:33 AM
To: Andrew Clinger <aclinger@gov.nv.gov>
Subject: Constituent Mail - Opportunity Zones - Brandin

Prefix: Ms.
First Name: Rita
Last Name: Brandin
Email: rbrandin@newlandco.com
Phone: 858-875-8219
Street: 4790 Eastgate Mall, Suite 150
Zip: 92121
City: San Diego
State: California

Topic:
Other
Subject:
Opportunity Zones
Message:
VIA EMAIL AND OVERNIGHT MAIL

AMERICAN OVERSIGHT

March 16, 2018

The Honorable Brian Sandoval
Governor of Nevada
555 E. Washington Ave #5100
Downtown, NV 89101

Attn: Mr. Mike Willden, Chief of Staff
governor@govmail.state.nv.us

Re: Opportunity Zones Program

Dear Governor Sandoval:

As you know, the recently-passed federal tax reform legislation created the Opportunity Zones Program that allows the governor of each state to designate up to 25% of low-income census tracts in their state as Opportunity Zones.

The purpose of this letter is to request the designation of Census Tract #32003000301 as an Opportunity Zone. We own approximately 3.28 acres of property in this area. The designation of this Census Tract as an Opportunity Zone would create enormous potential for economic development in Clark County and attract much-needed investment in key local infrastructure projects to this area.

Please designate Census Tract 32003000301 as an Opportunity Zone.

Sincerely,

S.P. Capital Investors, LLC
a California limited liability company

By:Rita Brandin
Its: President

Submitted: March 16, 2018 18:44

AMERICAN OVERSIGHT

Stephanie M. Klapstein

From: Paul Anderson <paul.anderson@diversifynevada.com>
Sent: Friday, March 23, 2018 10:50 AM
To: Andrew Clinger
Subject: Re: Constituent Mail - Opportunity Zones - Fertitta

Thanks.

Paul Anderson | Executive Director
Governors Office of Economic Development | GOED
paul.anderson@diversifynevada.com

On Mar 23, 2018, at 10:32 AM, Andrew Clinger <aclinger@gov.nv.gov> wrote:

> FYI
>
> Andrew Clinger
> Senior Advisor
> Office of Governor Brian Sandoval
> 101 North Carson Street
> Carson City, NV 89701
> T: 775-684-5670|D: 775-684-5667|F: 775-684-5683|E: aclinger@gov.nv.gov
>
> ---
>
> **From:** Shannon Litz
> **Sent:** Thursday, March 22, 2018 10:34 AM
> **To:** Andrew Clinger <aclinger@gov.nv.gov>
> **Subject:** Constituent Mail - Opportunity Zones - Fertitta
>
> Prefix: Mr.
> First Name: Tilman
> Last Name: Fertitta
> Email: sscheinthal@ldry.com
> Phone: 7133867014
> Street: 1510 West Loop South
> Zip: 77027
> City: Houston
> State: Texas
>
> Topic:
> Taxation
> Subject:
> Opportunity Zones By FedEx as well
> Message:
> Dear Governor Sandoval:

AMERICAN OVERSIGHT

I respectfully request that you designate the following census tracts as Opportunity Zones in order to facilitate investment and development in these low-income areas:

Census Tract: 32003000700
Census Tract: 32003000401

As you know, the federal legislation referred to as the Tax Cuts and Jobs Act of 2017 created the Opportunity Zones Program that allows the governor of each state to designate a certain number of low-income and eligible contiguous census tracts as Opportunity Zones. This would allow investors in these areas to defer taxes on gains made on investments in Qualified Opportunity Funds that directly benefit these zones for many years or even permanently, depending on how long investments are held.

Please designate the qualified tracts listed above as Opportunity Zones in order to drive long-term capital to these areas.

Very truly yours, Tilman J. Fertitta
Chairman, President & CEO

Submitted: March 16, 2018 16:30

AMERICAN OVERSIGHT

NV-DA-20-0615-A-004970

Stephanie M. Klapstein

From: Andrew Clinger <aclinger@gov.nv.gov>
Sent: Monday, April 30, 2018 11:55 AM
To: Cory Hunt; Paul Anderson
Subject: RE: Cont. 3708 Temporary Signals on USA Parkway

Thanks Cory.

Andrew Clinger
Senior Advisor
Office of Governor Brian Sandoval
101 North Carson Street
Carson City, NV 89701
T: 775-684-5670|D: 775-684-5667|F: 775-684-5683|E: aclinger@gov.nv.gov

---

From: Cory Hunt [mailto:cory.hunt@diversifynevada.com]
Sent: Monday, April 30, 2018 11:52 AM
To: Andrew Clinger <aclinger@gov.nv.gov>; Paul Anderson <paul.anderson@diversifynevada.com>
Subject: Fw: Cont. 3708 Temporary Signals on USA Parkway

FYI - Temporary signals and detours are in to help with the problems at Electric Ave. Still making progress towards permanent installation of the new signal in the June/July timeframe.

From: Lompa, Samuel A <SLompa@dot.nv.gov>
Sent: Monday, April 30, 2018 11:48 AM
To: Rodriguez, Pedro; Cory Hunt; Chris Reilly; Jeff Van Heel; Mortensen, Cole C; Hoffman, William H; Dyson, Thor A; Pullen, Jae E; Smith, Jay M; Sandhu, Bhupinder S; Roberts, Jeremy J; Bosch, Richard C; Schilling, Rodney D; Inda, Denise M; Kaiser, Reid G; Malfabon, Rodolfo; Sandhu, Bhupinder S; Read, Joel C; Atkinson, Leah F; Bertolino, Jason M
Subject: Cont. 3708 Temporary Signals on USA Parkway

Good morning,

The temporary signals at Waltham Way, lane closures at Electric Ave. and Britain Dr, and the temporary signal at NB SR439 and the WB I80 offramp are all installed and operational. We will monitor over the next few days and provide an update.

Thank you,

Sam A. Lompa, P.E., C.P.M.
Resident Engineer, C905
Nevada Department of Transportation
Office (775) 888-3040 | Cell (775) 443-7062
slompa@dot.nv.gov | www.nevadadot.com

AMERICAN OVERSIGHT



This communication, including any attachments, may contain confidential information and is intended only for the individual or entity to whom it is addressed. Any review, dissemination or copying of this communication by anyone other than the intended recipient is strictly prohibited. If you are not the intended recipient, please contact the sender by reply e-mail and delete all copies of the original message.

AMERICAN OVERSIGHT

Stephanie M. Klapstein

From: Derek Armstrong <darmstrong@diversifynevada.com>
Sent: Friday, June 22, 2018 11:09 AM
To: Michele Vietti; 'mike.gemme@harcourtsnv.com'
Cc: Andrew Clinger
Subject: RE: Economic Opportunity Zones/QUESTION??

Mr. Gemme,

Andrew is out of the office this week, so I'm going to answer your questions.

1. There is not an enrollment process. From my understanding you have to create an entity, partnership or corporation, and self-certify with the IRS. However, the IRS expects to put out that form sometime during the summer. Here is a link to the IRS's FAQs. https://www.irs.gov/newsroom/opportunity-zones-frequently-asked-questions
2. The purpose of the program is to spur new investment in low-income census tracts, so you would need the help of a CPA or Tax Attorney to figure out if there is a way to qualify your current property.
3. The benefit after ten years is any appreciation on the investment becomes tax free. So whatever you ultimately sell for minus your adjusted basis.
4. I don't think this applies.
5. 550 S. Wells, Reno, NV 89502 is not located in an Opportunity Zone



AMERICAN OVERSIGHT

6. Law may change but you're right that investments can be made until 2026, and you're right about the second piece that the appreciation benefit occurs at time of sale sometime after ten years.

Please let me know if you have any additional questions. Also, here is a link to the treasury's resource page. It may help answer questions as well. https://www.cdfifund.gov/pages/opportunity-zones.aspx

Respectfully,

Derek Armstrong
Deputy Director
Nevada Governor's Office of Economic Development
555 E. Washington Ave., Suite 5400, Las Vegas, NV 89101
Main: (702) 486-2700
Office: (702) 486-2709
Cell: (702) 769-2836
darmstrong@diversifynevada.com
www.diversifynevada.com

Nevada Governor's Office of
ECONOMIC DEVELOPMENT
Empowering Success

From: Mike Gemme
Sent: Monday, June 18, 2018 4:51 PM
To: aclinger@gov.nv.gov
Subject: Economic Opportunity Zones/QUESTION??

Dear Andrew;

I have come buy your office and left several messages. I have spoken with quite a few people in the City, County, Economic Development Dept/NV,

Monica Cochran and Derrick Armstrong....oh yes, and your assistant Michelle. Guess all I'm trying to say is, "Your my Final Frontier".... I'm just trying

desperately to get some information on the functioning application for the program known as**: Economic Opportunity Zones.**

My questions are as follows:

1) Do you have to apply to be enrolled in the program? How , where, and when do we apply?
2) If we have owned the property for some years already, when does the 10 year clock start - when we purchased in 2013 or when we enroll in the near future?

AMERICAN OVERSIGHT

3) How is the capital gain that is tax free after 10 years calculated? - is starting value that which we purchased for at $700k in 2013 even if we have to hold for another 10 years starting upon enrollment or is starting value at some appraised amount upon enrollment?
4) If it is an appraisal situation, who would do that official appraisal?
5) Is **550 south Wells** in the zone or not, definitively answered so that we can be certain since Wells is on the border allegedly.
6) If the program ends in 2026, then I assume that one can apply up til 2026 and then the last people in the program would receive full benefits all the way out to 2036 and beyond until they sold - thus the 10 years of no cap gain benefit sticks with you until you sell, regardless of when that sale happens?

It would be so helpful to know the answers to these questions. Please get back to me... or please, have someone contact me with the answers to the above questions.

Warmest Regards,



Mike Gemme
REALTOR
C **775-240-6990** O **775-826-6810**
mike.gemme@harcourtsnv.com
www.harcourtsnv.com

Harcourts NV1
6770 S. McCarran Blvd
Reno NV 89509

Harcourts

AMERICAN OVERSIGHT

Stephanie M. Klapstein

From: Derek Armstrong <darmstrong@diversifynevada.com>
Sent: Friday, June 22, 2018 11:09 AM
To: Michele Vietti; 'mike.gemme@harcourtsnv.com'
Cc: Andrew Clinger
Subject: RE: Economic Opportunity Zones/QUESTION??

Mr. Gemme,

Andrew is out of the office this week, so I'm going to answer your questions.

1. There is not an enrollment process. From my understanding you have to create an entity, partnership or corporation, and self-certify with the IRS. However, the IRS expects to put out that form sometime during the summer. Here is a link to the IRS's FAQs. https://www.irs.gov/newsroom/opportunity-zones-frequently-asked-questions
2. The purpose of the program is to spur new investment in low-income census tracts, so you would need the help of a CPA or Tax Attorney to figure out if there is a way to qualify your current property.
3. The benefit after ten years is any appreciation on the investment becomes tax free. So whatever you ultimately sell for minus your adjusted basis.
4. I don't think this applies.
5. 550 S. Wells, Reno, NV 89502 is not located in an Opportunity Zone



AMERICAN OVERSIGHT

6. Law may change but you're right that investments can be made until 2026, and you're right about the second piece that the appreciation benefit occurs at time of sale sometime after ten years.

Please let me know if you have any additional questions. Also, here is a link to the treasury's resource page. It may help answer questions as well. https://www.cdfifund.gov/pages/opportunity-zones.aspx

Respectfully,

Derek Armstrong
Deputy Director
Nevada Governor's Office of Economic Development
555 E. Washington Ave., Suite 5400, Las Vegas, NV 89101
Main: (702) 486-2700
Office: (702) 486-2709
Cell: (702) 769-2836
darmstrong@diversifynevada.com
www.diversifynevada.com

Nevada Governor's Office of
ECONOMIC DEVELOPMENT
Empowering Success

From: Mike Gemme
Sent: Monday, June 18, 2018 4:51 PM
To: aclinger@gov.nv.gov
Subject: Economic Opportunity Zones/QUESTION??

Dear Andrew;

I have come buy your office and left several messages. I have spoken with quite a few people in the City, County, Economic Development Dept/NV,

Monica Cochran and Derrick Armstrong....oh yes, and your assistant Michelle. Guess all I'm trying to say is, "Your my Final Frontier".... I'm just trying

desperately to get some information on the functioning application for the program known as**: Economic Opportunity Zones.**

My questions are as follows:

1) Do you have to apply to be enrolled in the program? How , where, and when do we apply?
2) If we have owned the property for some years already, when does the 10 year clock start - when we purchased in 2013 or when we enroll in the near future?

AMERICAN OVERSIGHT

3) How is the capital gain that is tax free after 10 years calculated? - is starting value that which we purchased for at $700k in 2013 even if we have to hold for another 10 years starting upon enrollment or is starting value at some appraised amount upon enrollment?
4) If it is an appraisal situation, who would do that official appraisal?
5) Is **550 south Wells** in the zone or not, definitively answered so that we can be certain since Wells is on the border allegedly.
6) If the program ends in 2026, then I assume that one can apply up til 2026 and then the last people in the program would receive full benefits all the way out to 2036 and beyond until they sold - thus the 10 years of no cap gain benefit sticks with you until you sell, regardless of when that sale happens?

It would be so helpful to know the answers to these questions. Please get back to me... or please, have someone contact me with the answers to the above questions.

Warmest Regards,



Mike Gemme
REALTOR
C **775-240-6990** O **775-826-6810**
mike.gemme@harcourtsnv.com
www.harcourtsnv.com

Harcourts NV1
6770 S. McCarran Blvd
Reno NV 89509

Harcourts

AMERICAN OVERSIGHT

Stephanie M. Klapstein

From: Sierra Davies <sierra@kps3.com>
Sent: Friday, May 25, 2018 2:49 PM
To: Brian Baluta
Subject: Re: Edits
Attachments: kps3.jpg; 18GOED007 - June Newsletter - 04.pdf

My mistake! Here it is.

Sierra Davies
c. 530.306.4307 | e. sierra@kps3.com

KPS3
500 Ryland St. #300
Reno, NV 89502

On Fri, May 25, 2018 at 2:37 PM Brian Baluta <bbaluta@diversifynevada.com> wrote:

> Sierra, The attachment didn't make it.
>
> Have a great weekend, too!
>
> Sent from my iPhone
>
> On May 25, 2018, at 2:31 PM, Sierra Davies <sierra@kps3.com> wrote:
>
> > Thanks for clearing that up! Here is the updated version for you. If all is good, then we will move forward with printing and emailing as usual while we come up with a plan to propose regarding the new email system idea.
> >
> > Have a nice three-day weekend!
> >
> > **Sierra Davies**
> > c. 530.306.4307 | e. sierra@kps3.com
> >
> > **KPS3**
> > 500 Ryland St. #300
> > Reno, NV 89502
> >
> > On Fri, May 25, 2018 at 11:37 AM Brian Baluta <bbaluta@diversifynevada.com> wrote:
> >
> > > Page 1 is correct!

AMERICAN OVERSIGHT

Page 2 should say “it becomes a catalyst to entrepreneurial economic development”

The STET was to ignore the edit on becomes. Thanks!

From: Sierra Davies [mailto:sierra@kps3.com]
Sent: Friday, May 25, 2018 11:35 AM
To: Brian Baluta <bbaluta@diversifynevada.com>
Subject: Re: Edits

Thanks, Brian! I just have two clarifying questions on the markup:

Page 1: Should say “Lyft and Aptiv launch autonomous rideshare in Las Vegas”
Page 2: Should say “it became a catalyst to entrepreneurial economic development” (Not sure that the “STET” comment means)

Please confirm if I'm understanding these right and we'll get going on the edits!

Sierra Davies

c. 530.306.4307 | e. sierra@kps3.com

KPS3

500 Ryland St. #300

Reno, NV 89502

On Fri, May 25, 2018 at 9:37 AM Brian Baluta <bbaluta@diversifynevada.com> wrote:

AMERICAN OVERSIGHT

Sierra, Attached are Paul's edits, as well as a lighter version of a photo on page four. Many thanks and have a great holiday weekend!

BB

From: Brian Baluta [mailto:brianbaluta@gmail.com]
Sent: Friday, May 25, 2018 9:12 AM
To: Brian Baluta <bbaluta@diversifynevada.com>
Subject: Eureka

Sent from my iPhone

AMERICAN OVERSIGHT

Nevada Governor's Office of
ECONOMIC DEVELOPMENT
Empowering Success



The ECONOMIC PULSE JUNE. 2018

Lyft and Aptiv launch autonomous ride share in Las Vegas

This May, a global technology leader in mobility, incentivized by GOED, launched a fleet of 30 autonomous vehicles in Las Vegas on the Lyft network. Aptiv PLC operates the vehicles on its fully-integrated autonomous driving platform, which are made available to the public in partnership with Lyft. On an opt-in basis, passengers have the ability to hail self-driving vehicles equipped with Aptiv technology to and from high-demand locations.

> *"With Aptiv's autonomous driving technology deployed throughout Las Vegas and broadly accessible through the Lyft app, a wide range of consumers will be able to share the experience of autonomous vehicles in a complex urban environment," said Kevin Clark, Aptiv president and chief executive officer. "More importantly, the resulting knowledge and data will allow us to* **further refine our autonomous driving capabilities and strengthen our portfolio of industry-leading active safety solutions.**"



AMERICAN OVERSIGHT

Story continued on next page »

NV-DA-20-0615-A-004982

The combination of Aptiv's autonomous driving technology and Lyft's ride-hailing app is the expansion of a successful partnership that launched in Las Vegas during CES 2018. That initial pilot provided more than 400 self-driving rides to the public and earned an average customer rating of 4.99 out of five stars. Like the CES program, vehicles will be operated by highly-trained safety drivers.



In March, the GOED board voted to approve Aptiv's application for tax abatements and two months later the company has already surpassed its projected number of jobs created and currently lists openings in Las Vegas for IT, engineering, and office administration positions.

GOED Executive Director Paul Anderson said Aptiv is exactly the sort of operation Nevada hoped to attract when the state legislature passed and Governor Brian Sandoval signed into law some of the most forward-looking autonomous vehicle regulations in the country.

"The holy grail for economic development is research and development," said Anderson. "And because of what it does — **attract some of the smartest people in the world and bring in talent** *— it becomes a catalyst to entrepreneurial economic development."*



NV-DA-20-0615-A-004983

LifeWorks initiative aims to prepare Nevada students for in-demand jobs

Taking an innovative approach to workforce development, state agencies from across Nevada, private industries, and higher education are gathering together to strengthen career pathways for in-demand jobs in the New Nevada.

The Nevada Department of Education received the New Skills for Youth Grant funded by JP Morgan Chase in fall of 2017 and since then has aligned workforce development with economic diversification efforts, developed the public-facing brand LifeWorks, created legislative change in the state to support workforce development, and established ongoing systems for communication.

LifeWorks aims to achieve success through six key objectives:

- Employer engagement
- Quality and rigor in career pathways
- Career-focused accountability systems
- Scaled pathways that culminate in credentials of value
- Integrated funding streams/joint resource planning
- Ensuring cross-institutional alignment.

To achieve this, partners of LifeWorks, including GOED, Nevada Department of Education, the Governor's Office of Workforce Innovation (OWINN), and others will focus on expanding pathways to lucrative long-term careers for graduating high school students by empowering them with the skills, education and meaningful connections to local business necessary to thrive in Nevada's growing economy.

Specific programs include the expansion of Career & Technical Education programs, offering a new Career & College Ready Diploma, adopting the ACT National Career Readiness Certificate, expanding dual credit opportunities with institutions of higher education, strengthening and expanding apprenticeship and pre-apprenticeship programs, developing new work-based learning programs, and establishing the Learn & Earn Advanced-career Pathways (LEAP) framework.







GOED listening tour covers 1,000 miles

In April, GOED's Executive Director Paul Anderson, Director of Rural Economic and Community Development Matthew Moore, and Communications Director Brian Baluta undertook a three-day, 1,000-mile listening tour to connect with the Regional Development Authority partners and stakeholders across the vast Silver State.

All told, the trip featured stops in Pahrump, Fallon, Carson City, Eureka, Ely, Panaca and Caliente, for sessions with Nye County Regional Economic Development Authority (NCREDA), HWY 95 Rural Development Authority (HWY95), Northern Nevada Development Authority (NNDA), Northeastern Nevada Regional Development Authority (NNRDA), and Lincoln County Regional Development Authority (LCRDA).

The tour underscored:

1. **Nevada's rural communities share many assets and challenges, including issues with federal land management, affordable housing, workforce development, and infrastructure.**
2. **There are many engaged and motivated individuals on the ground working diligently to face these challenges and build on opportunities.**
3. **GOED and the rural RDAs will continue to work closely to help ensure all of Nevada shares in growth and prosperity.**

AMERICAN OVERSIGHT

NV-DA-20-0615-A-004985

Governor Sandoval nominates 61 Opportunity Zones

In April, Governor Brian Sandoval nominated 61 opportunity zones, pursuant to the Tax Cuts and Jobs Act of 2017, which established an Opportunity Zone tax incentive, designed to encourage long-term private investment in low-income communities.

> *"During my time as Governor, we have invested significant resources in Nevada," Governor Sandoval said. "While we have seen substantial returns, there are still parts of our state that need additional assistance.* **It is my hope that by nominating these 61 low-income opportunity zones, private investors will choose to fund projects in these areas that benefit the Nevadans who need it most.** *What's more, we believe that communities surrounding the 61 opportunity zones will also benefit from investment in the zones."*

PolicyMap's Jeremy Nowak praised Nevada's approach to the nominations.

> *"The Governor's office did a great job of taking a data driven approach...***Hats off to Nevada.***"*

61 opportunity zone nominations directly impact more than **230,000** Nevadans in some of Nevada's most disadvantaged communities.

Average family income is approximately **$37,000** — just **60%** of median statewide family income of approximately **$62,500**.

Average unemployment rate from **2011-2015** was **16%** — nearly **2x** greater than the national unemployment rate.





Nevada is number one again!

For the first quarter of 2018, State Policy Reports' Index of State Economic Momentum – which ranks states based on personal income growth, employment growth, and population growth – **ranked Nevada No. 1** .

Between the fourth quarter of 2016 and the same period in 2017, Nevada had the **strongest year-over-year growth in personal income**, and held the distinction of being the only state to record growth greater than 6%.

Federal data released in May showed Nevada's **gross domestic product (GDP) grew 3.5% in 2017** after increasing 2.1% in 2016, **good for No. 3 in the nation.**

The Bureau of Economic Analysis data depict expansion across the state's economy, with real GDP increasing for nearly every major industry. Real estate served as the largest contributor to overall GDP, followed by durable goods manufacturing.

Nevada's GDP numbers also reflect steady in-migration to the state. According to Census estimates, its **population climbed 2 percent last year**, the largest national increase behind only Idaho.

According to the Nevada Department of Employment, Training & Rehabilitation (DETR) March 2018 economic report, Nevada added 3,500 jobs bringing employment in the state of Nevada to a **record high of 1,373,700 jobs**. Unemployment in March remained constant at 4.9%.

DETR's report also notes that in the fourth quarter of 2017, **personal income in Nevada reached $136 billion**, up 6.4% from a year ago. This increase has been ongoing in 30 of the past 31 quarters.

Additionally, Nevada's average personal income growth has exceeded that of the U.S. 14 of the past 16 quarters, with income gains in the state averaging 5.1%, compared to 3.5% in the U.S.

NV-DA-20-0615-A-004987

"Although we are seeing some slight changes in employment and unemployment measures in March, state employment remains strong," said David Schmidt, Chief Economist for DETR. "Estimates show Nevada's labor force has averaged 1.49 million in the first quarter of 2018, up from 1.45 million during the same period in 2017. **This translates into an increase of 40,160 more Nevadans in the labor force, either working or actively seeking employment."**

No. 1	**in economic momentum, Q1 2018.**
No. 1	**in personal income growth, 2017.**
No. 3	**in GDP growth, 2017.**
No. 2	**in population growth, 2017.**

Record high 1,373,700 Nevadans employed, March 2018.

AMERICAN OVERSIGHT

News

"Clark County expects the new NFL stadium will be a notable new draw for consumers and visitors," Moody's Patrick Liberatore wrote, adding that the stadium and upcoming expansion of the Las Vegas Convention Center should allow the city to host larger events and diversify visitor draws.

» *Read more:* **https://www.reviewjournal.com/business/stadium/las-vegas-stadium-to-boost-nevadas-economy-says-moodys/**

Upcoming Events

2018 GOED BOARD MEETINGS	TIME	NORTHERN LOCATION	SOUTHERN LOCATION
July 17 September 20 November 15	**1pm**	The Capitol Assembly Chambers Nevada Capitol Building, Carson City	Governor's Conference Room Grant Sawyer Building, Las Vegas

Board Members

Governor Brian Sandoval,
Chairman

Lieutenant Governor Mark Hutchison

Secretary of State Barbara Cegavske

Mr. James Barrett,
President, the JABarrett Company

Dr. Dana Bennett,
President, Nevada Mining Association

Mr. Dan Klaich,
Voting member at-large

Mr. Adam Kramer,
Executive Vice President of Strategy, Switch

Dr. Weldon (Don) Havins, MD, JD,
Professor and Director of Medical Jurisprudence and Ophthalmology, Touro University Nevada

Dr. Thom Reilly,
Chancellor, Nevada System of Higher Education

Mr. Don Soderberg,
Director, Department of Employment, Training and Rehabilitation

Mr. Raymond Specht,
Founder & CEO, Specht Leadership Consulting

1.800.336.1600

808 West Nye Lane, Carson City, NV 89703
555 E. Washington Avenue, Suite 5400, Las Vegas, NV 89101

Nevada Governor's Office of
ECONOMIC DEVELOPMENT
Empowering Success

www.diversifynevada.com | 702.486.2700

AMERICAN OVERSIGHT

NV-DA-20-0615-A-004989

Stephanie M. Klapstein

From: Ryan McGinness <ryan@nevadadc.org>
Sent: Tuesday, May 08, 2018 4:17 PM
To: Andrew Clinger
Cc: Michael J. Willden
Subject: Re: Extended Opportunity Zone Nomination Modification Opportunity

Done

Ryan McGinness | Sent Wirelessly

On May 8, 2018, at 7:15 PM, Andrew Clinger <aclinger@gov.nv.gov> wrote:

> Ryan,
>
> Please forward this to your contacts in the Secretary of Treasury's Office. The Governor talked to the Secretary on the phone today and promised to have this delivered within 20 minutes of their call. This has also been submitted through the official channels at CDFI.
>
> Thanks,
>
> Andrew Clinger
> Senior Advisor
> Office of Governor Brian Sandoval
> 101 North Carson Street
> Carson City, NV 89701
> T: 775-684-5670|D: 775-684-5667|F: 775-684-5683|E: aclinger@gov.nv.gov
>
> Begin forwarded message:
>
> > **From:** Andrew Clinger <aclinger@gov.nv.gov>
> > **Date:** May 8, 2018 at 3:31:03 PM PDT
> > **To:** Opportunity Zone <zoneo@cdfi.treas.gov>
> > **Cc:** "Michael J. Willden" <mwillden@gov.nv.gov>
> > **Subject: Re: Extended Opportunity Zone Nomination Modification Opportunity**
> >
> > Jeff,
> >
> > The State of Nevada will be submitting the attached modification.
> >
> > Regards,
> >
> > Andrew Clinger
> > Senior Advisor
> > Office of Governor Brian Sandoval
> > 101 North Carson Street
> > Carson City, NV 89701
> > T: 775-684-5670|D: 775-684-5667|F: 775-684-5683|E: aclinger@gov.nv.gov

AMERICAN OVERSIGHT

On Mon, May 7, 2018 at 2:41 PM -0700, "Opportunity Zone" <ZoneO@cdfi.treas.gov> wrote:

> In response to additional State requests, a determination has been made to extend the opportunity for States to modify their Opportunity Zone nominations and to allow the substitution of any **eligible** tract in place of a previously nominated tract. As a courtesy and out of fairness, I am informing all States with outstanding Nominations of this extended opportunity with this email.
>
> For any State wishing to do so, **a modified Opportunity Zone nomination to the Department of Treasury may be submitted *through the consideration period of the State's nomination, or prior to the date that that State's current nominations are formally designated, whichever comes first*.**
>
> As a reminder, the consideration period for Treasury to review a State's nomination is 30 days, beginning on the date the State's nomination was received, unless the State requested an additional 30-day extension of the consideration period.
>
> Please note that **once the designations are made, there will be no additional opportunities to revise a State's Qualified Opportunity Zones** without an act of Congress. Because Treasury's designation of a State's Opportunity Zone nominations may precede the expiration of the consideration period, I strongly encourage you to **alert me as soon as possible if the State intends to request a modification** so that we may pause our review and delay any formal designation until after we receive the request. If I do not hear otherwise, we will proceed with our review of the State's current nomination.
>
> **Instructions on how a State may request a modification to its Opportunity Zone nomination may be found below.** Thanks, and please feel free to let me know if you have any questions.
>
> Jeff Merkowitz
> Senior Advisor
> Community Development Financial Institutions Fund
> U.S. Department of the Treasury
> 202-653-0329
> www.cdfifund.gov

<image001.jpg>

> **Opportunity Zone Nomination Modification Instructions**
>
> In order to request a modified Opportunity Zone nomination, a State must submit a modification letter from the Governor or State CEO on official letterhead formally indicating the Stateâ€™s intention to modify the original nomination and, if such an extension has not already been requested, requesting an extension under section 1400Z-1(b)(2) of the Internal Revenue Code of the consideration period as needed to facilitate the modification.
>
> The State must also submit a revised Opportunity Zone Nomination using the Nomination Tool that reflects the census tracts being nominated for certification as QOZs. Instructions for completing the Opportunity Zone Nomination Tool can be found

AMERICAN OVERSIGHT

in Section 4.1 of the Opportunity Zone Nomination Instructions on the Opportunity Zone State Resource page, here: https://www.cdfifund.gov/Pages/ozonestateresource.aspx.

States must submit the modification letter and revised Nomination Tool as attachments to ***a new Service Request in AMIS*** in accordance with the procedure in Section 6.2 of the Opportunity Zone Nomination Instructions. ***The modification letter must be submitted before the date that the Secretary of the Treasury designates the original nominations submitted by the State and no later than the end of the current consideration period of the Stateâ€™s nomination.*** Template language for the required letter is provided below. States should not modify their original nomination Service Request or attachments in AMIS.

TEMPLATE: COMBINED SUBMISSION OF MODIFICATION LETTER AND CONSIDERATION PERIOD EXTENSION REQUEST

[Title]
[State CEO]
[Address]

The Honorable Steven T. Mnuchin
Secretary
U.S. Department of the Treasury
1500 Pennsylvania Avenue, NW
Washington, DC 20220

Dear Mr. Secretary:

This letter serves as a notification that the [State/Commonwealth/District/Territory] of [Name of State/Commonwealth/District/Territory] intends to modify the nomination of census tracts for designation as Qualified Opportunity Zones under section 1400Z-1(b)(1) of the Internal Revenue Code, which was submitted on [date original nomination submitted]. The [State/Commonwealth/District/Territory] of [Name of State/Commonwealth/District/Territory] formally nominates the tracts identified in the accompanying revised Opportunity Zone Nomination Tool for designation as Qualified Opportunity Zones under section 1400Z-1(b)(1) of the Internal Revenue Code.

In addition, the [State/Commonwealth/District/Territory] of [Name of State/Commonwealth/District/Territory] formally requests under section 1400Z-1(b)(2) of the Internal Revenue Code that the Secretary extend the consideration period for the Secretary to certify the nomination and designate the nominated census tract as Qualified Opportunity Zones by up to 30 days as needed to facilitate the [State/Commonwealth/District/Territory]â€™s request to modify its original nomination.

<OzoneModPackage.pdf>

AMERICAN OVERSIGHT

Stephanie M. Klapstein

From: Hoelscher, Douglas L. EOP/WHO <Douglas.L.Hoelscher@who.eop.gov>
Sent: Friday, April 20, 2018 6:56 PM
To: Ryan McGinness
Cc: Mike Willden; Pottebaum, Nicholas D. EOP/WHO
Subject: Re: [EXTERNAL] Fwd: Governor Sandoval Nominates 61 Opportunity Zones

Poker face

Sent from my iPhone

On Apr 20, 2018, at 9:52 PM, Ryan McGinness <ryan@nevadadc.org> wrote:

> We like to leave our federal partners in suspense. :)
>
> Ryan McGinness | Sent Wirelessly
>
> On Apr 20, 2018, at 6:49 PM, Hoelscher, Douglas L. EOP/WHO <Douglas.L.Hoelscher@who.eop.gov> wrote:
>
> > Good news - last one in!
> >
> > Sent from my iPhone
> >
> > On Apr 20, 2018, at 9:47 PM, Ryan McGinness <ryan@nevadadc.org> wrote:
> >
> > Ryan McGinness | Sent Wirelessly
> >
> > Begin forwarded message:
> >
> > **From:** Mary-Sarah Kinner <mkinner@gov.nv.gov>
> > **Date:** April 20, 2018 at 6:14:12 PM PDT
> > **To:** Mary-Sarah Kinner <mkinner@gov.nv.gov>
> > **Subject: Governor Sandoval Nominates 61 Opportunity Zones**
> >
> > <FC2D13B1-3544-4544-95F1-B3E96A9E9E3E.png>

AMERICAN OVERSIGHT

For Immediate Release: ***Contact:***
April 20, 2018
Mary-Sarah Kinner
mkinner@gov.nv.gov

GOVERNOR SANDOVAL NOMINATES 61 OPPORTUNITY ZONES

CARSON CITY, NV – Governor Brian Sandoval today nominated 61 opportunity zones, pursuant to the Tax Cuts and Jobs Act of 2017, which established an Opportunity Zone tax incentive, designed to encourage long-term private investment in low-income communities.

"During my time as Governor, we have invested significant resources in Nevada," Governor Brian Sandoval said. "While we have seen substantial returns, there are still parts of our state that need additional assistance. It is my hope that by nominating these 61 low-income opportunity zones, private investors will choose to fund projects in these areas that benefit the Nevadans who need it most. What's more, we believe that communities surrounding the 61 opportunity zones will also benefit from investment in the zones."

The 61 opportunity zone nominations directly impact more than 230,000 Nevadans in some of Nevada's most disadvantaged communities.

In the 61 tracts:
- Average family income is approximately $37,000
  - (Just 60% of median statewide family income of approximately $62,500)
- Average unemployment rate from 2011-2015 is16%
  - Nearly 2x greater than the national unemployment rate

The Opportunity Zone program runs on essentially two tracks – first, Governors in each state nominate opportunity zones, which are low-income community census tracts that could benefit from significant private investment. Second, once the zones are certified by the U.S. Treasury Department, interested private investors must invest in opportunity funds, specialized vehicles that can then be utilized to invest in the certified opportunity zones.

# # #

AMERICAN OVERSIGHT

Mary-Sarah Kinner
Communications Director
Governor Brian Sandoval
mkinner@gov.nv.gov

AMERICAN OVERSIGHT

Stephanie M. Klapstein

From: mwillden@gov.nv.gov
Sent: Friday, April 20, 2018 7:58 PM
To: ryan@nevadadc.org; Douglas.L.Hoelscher@who.eop.gov
Cc: Nicholas.D.Pottebaum@who.eop.gov
Subject: RE: [EXTERNAL] Fwd: Governor Sandoval Nominates 61 Opportunity Zones

We uploaded at 4.45 Nevada time. Needed to wait for gov to return from NGA event in California. We like suspense.

Sent from my Verizon Wireless 4G LTE smartphone

-------- Original message --------
From: Ryan McGinness <ryan@nevadadc.org>
Date: 04/20/2018 6:52 PM (GMT-08:00)
To: "Hoelscher, Douglas L. EOP/WHO" <Douglas.L.Hoelscher@who.eop.gov>
Cc: "Michael J. Willden" <mwillden@gov.nv.gov>, "Pottebaum, Nicholas D. EOP/WHO" <Nicholas.D.Pottebaum@who.eop.gov>
Subject: Re: [EXTERNAL] Fwd: Governor Sandoval Nominates 61 Opportunity Zones

We like to leave our federal partners in suspense. :)

Ryan McGinness | Sent Wirelessly

On Apr 20, 2018, at 6:49 PM, Hoelscher, Douglas L. EOP/WHO <Douglas.L.Hoelscher@who.eop.gov> wrote:

> Good news - last one in!
>
> Sent from my iPhone
>
> On Apr 20, 2018, at 9:47 PM, Ryan McGinness <ryan@nevadadc.org> wrote:
>
> > Ryan McGinness | Sent Wirelessly
> >
> > Begin forwarded message:
> >
> > **From:** Mary-Sarah Kinner <mkinner@gov.nv.gov>
> > **Date:** April 20, 2018 at 6:14:12 PM PDT
> > **To:** Mary-Sarah Kinner <mkinner@gov.nv.gov>
> > **Subject: Governor Sandoval Nominates 61 Opportunity Zones**
> >
> > <FC2D13B1-3544-4544-95F1-B3E96A9E9E3E.png>

AMERICAN OVERSIGHT

For Immediate Release: ***Contact:***
April 20, 2018 *Mary-Sarah Kinner*

mkinner@gov.nv.gov

GOVERNOR SANDOVAL NOMINATES 61 OPPORTUNITY ZONES

CARSON CITY, NV – Governor Brian Sandoval today nominated 61 opportunity zones, pursuant to the Tax Cuts and Jobs Act of 2017, which established an Opportunity Zone tax incentive, designed to encourage long-term private investment in low-income communities.

"During my time as Governor, we have invested significant resources in Nevada," Governor Brian Sandoval said. "While we have seen substantial returns, there are still parts of our state that need additional assistance. It is my hope that by nominating these 61 low-income opportunity zones, private investors will choose to fund projects in these areas that benefit the Nevadans who need it most. What's more, we believe that communities surrounding the 61 opportunity zones will also benefit from investment in the zones."

The 61 opportunity zone nominations directly impact more than 230,000 Nevadans in some of Nevada's most disadvantaged communities.

In the 61 tracts:

- Average family income is approximately $37,000
  - (Just 60% of median statewide family income of approximately $62,500)
- Average unemployment rate from 2011-2015 is16%
  - Nearly 2x greater than the national unemployment rate

The Opportunity Zone program runs on essentially two tracks – first, Governors in each state nominate opportunity zones, which are low-income community census tracts that could benefit from significant private investment. Second, once the zones are certified by the U.S. Treasury Department, interested private investors must invest in opportunity funds, specialized vehicles that can then be utilized to invest in the certified opportunity zones.

# # #

AMERICAN OVERSIGHT

Mary-Sarah Kinner
Communications Director
Governor Brian Sandoval
mkinner@gov.nv.gov

AMERICAN OVERSIGHT

Stephanie M. Klapstein

From: Merkowitz, Jeff <MerkowitzJ@cdfi.treas.gov>
Sent: Wednesday, June 06, 2018 9:14 AM
To: 'Andrew Clinger'
Subject: RE: [EXTERNAL]Nevada Opportunity Zones

Hi, Andrew – as you are probably aware (or may have guessed), the State's nomination of the non-LIC contiguous tract based on 2012-2016 ACS data has created some challenges on this end. With the extension of the consideration period, we have until June 18 to act. I will give you a heads up before any action. Hope this helps.

Jeff

From: Andrew Clinger [mailto:aclinger@gov.nv.gov]
Sent: Tuesday, June 05, 2018 7:00 PM
To: Merkowitz, Jeff <MerkowitzJ@cdfi.treas.gov>
Subject: [EXTERNAL]Nevada Opportunity Zones

Hi, Jeff – wanted to check if you knew what the timeline is for approval of Nevada's nominations.

Thanks in advance.

Andrew Clinger
Senior Advisor
Office of Governor Brian Sandoval
101 North Carson Street
Carson City, NV 89701
T: 775-684-5670|D: 775-684-5667|F: 775-684-5683|E: aclinger@gov.nv.gov

AMERICAN OVERSIGHT

Stephanie M. Klapstein

From: Ryan McGinness <ryan@nevadadc.org>
Sent: Wednesday, June 13, 2018 2:08 PM
To: Pam Robinson
Subject: Re: [EXTERNAL]Nevada Opportunity Zones

Did not. Great!!!

Ryan McGinness | Sent Wirelessly

On Jun 13, 2018, at 5:01 PM, Pam Robinson <probinson@gov.nv.gov> wrote:

> I'm assuming you got this too?
>
> Sent from my Sprint Samsung Galaxy S® 6 edge.
>
> -------- Original message --------
> From: Andrew Clinger <aclinger@gov.nv.gov>
> Date: 6/13/18 1:55 PM (GMT-08:00)
> To: NV GUV 30 <NVGUV30@gov.nv.gov>, "Michael J. Willden" <mwillden@gov.nv.gov>, Pam Robinson <probinson@gov.nv.gov>, "Kathryn E. Reynolds" <kreynolds@gov.nv.gov>, Mary-Sarah Kinner <mkinner@gov.nv.gov>
> Subject: Fwd: [EXTERNAL]Nevada Opportunity Zones
>
> Good news!
>
> Andrew Clinger
> Senior Advisor
> Office of Governor Brian Sandoval
> 101 North Carson Street
> Carson City, NV 89701
> T: 775-684-5670|D: 775-684-5667|F: 775-684-5683|E: aclinger@gov.nv.gov
>
> ---
>
> **From:** Merkowitz, Jeff <merkowitzj@cdfi.treas.gov>
> **Sent:** Wednesday, June 13, 2018 1:28 PM
> **To:** Andrew Clinger
> **Subject:** RE: [EXTERNAL]Nevada Opportunity Zones
>
> That's correct. We just received the confirmation and I was about to let you know myself. Look for an email in the afternoon from me letting you know the designations have been made and that you will be able to find the official documentation in AMIS.
>
> Jeff
>
> ---
>
> **From:** Andrew Clinger [mailto:aclinger@gov.nv.gov]
> **Sent:** Wednesday, June 13, 2018 4:25 PM

AMERICAN OVERSIGHT

To: Merkowitz, Jeff <MerkowitzJ@cdfi.treas.gov>
Subject: [EXTERNAL]Nevada Opportunity Zones

Hi Jeff – our Communications Director just received a call from Treasury letting us know our Opportunity Zone nominations would be approved and announced tomorrow. Just wanted to verify with you.

Thanks.

Andrew Clinger
Senior Advisor
Office of Governor Brian Sandoval
101 North Carson Street
Carson City, NV 89701
T: 775-684-5670|D: 775-684-5667|F: 775-684-5683|E: aclinger@gov.nv.gov

AMERICAN OVERSIGHT

Stephanie M. Klapstein

From: Merkowitz, Jeff <MerkowitzJ@cdfi.treas.gov>
Sent: Wednesday, June 13, 2018 1:29 PM
To: 'Andrew Clinger'
Subject: RE: [EXTERNAL]Nevada Opportunity Zones

That's correct. We just received the confirmation and I was about to let you know myself. Look for an email in the afternoon from me letting you know the designations have been made and that you will be able to find the official documentation in AMIS.

Jeff

From: Andrew Clinger [mailto:aclinger@gov.nv.gov]
Sent: Wednesday, June 13, 2018 4:25 PM
To: Merkowitz, Jeff <MerkowitzJ@cdfi.treas.gov>
Subject: [EXTERNAL]Nevada Opportunity Zones

Hi Jeff – our Communications Director just received a call from Treasury letting us know our Opportunity Zone nominations would be approved and announced tomorrow. Just wanted to verify with you.

Thanks.

Andrew Clinger
Senior Advisor
Office of Governor Brian Sandoval
101 North Carson Street
Carson City, NV 89701
T: 775-684-5670|D: 775-684-5667|F: 775-684-5683|E: aclinger@gov.nv.gov

AMERICAN OVERSIGHT

Stephanie M. Klapstein

From: Merkowitz, Jeff <MerkowitzJ@cdfi.treas.gov>
Sent: Thursday, May 10, 2018 2:20 PM
To: 'Andrew Clinger'
Subject: RE: [EXTERNAL]State of Nevada Modified Ozone Submission

Got it. Thanks.

Jeff

From: Andrew Clinger [mailto:aclinger@gov.nv.gov]
Sent: Thursday, May 10, 2018 5:00 PM
To: Merkowitz, Jeff <MerkowitzJ@cdfi.treas.gov>
Subject: RE: [EXTERNAL]State of Nevada Modified Ozone Submission

Jeff,

The attached letter has been added to the new service request.

Thank you!

Andrew Clinger
Senior Advisor
Office of Governor Brian Sandoval
101 North Carson Street
Carson City, NV 89701
T: 775-684-5670|D: 775-684-5667|F: 775-684-5683|E: aclinger@gov.nv.gov

---

From: Merkowitz, Jeff [mailto:MerkowitzJ@cdfi.treas.gov]
Sent: Wednesday, May 9, 2018 10:08 AM
To: Andrew Clinger <aclinger@gov.nv.gov>
Subject: RE: [EXTERNAL]State of Nevada Modified Ozone Submission

Hi, Andrew – we did receive the modified nomination. As you know, the newly nominated tract is not one that meets the criteria laid out in our Nomination Instructions, but we are reviewing it and discussing with IRS Counsel on how they want us to proceed.

In the meantime, I note that the governor's letter did not include the required request for an extension of the consideration period. Please add to the new service request such a letter, on official letterhead and signed by the governor, using the template language provided below:

The Honorable Steven T. Mnuchin
Secretary
U.S. Department of the Treasury
1500 Pennsylvania Avenue, NW
Washington, DC 20220

Dear Mr. Secretary:

AMERICAN OVERSIGHT

The [State/Commonwealth/District/Territory] of [State] formally requests under section 1400Z-1(b)(2) of the Internal Revenue Code that the Secretary extend for an additional 30 days the consideration period to nominate a population census tract for designation as a qualified opportunity zone.

Thanks.

Jeff Merkowitz
Senior Advisor
Community Development Financial Institutions Fund
U.S. Department of the Treasury
202-653-0329
www.cdfifund.gov

From: Andrew Clinger [mailto:aclinger@gov.nv.gov]
Sent: Wednesday, May 09, 2018 11:52 AM
To: Merkowitz, Jeff <MerkowitzJ@cdfi.treas.gov>
Subject: [EXTERNAL]State of Nevada Modified Ozone Submission

Jeff,

Wanted to check if you received our modified Opportunity Zone nominations yesterday and if you know when and how the approved designations will be made.

Thanks,

Andrew Clinger
Senior Advisor
Office of Governor Brian Sandoval
101 North Carson Street
Carson City, NV 89701
T: 775-684-5670|D: 775-684-5667|F: 775-684-5683|E: aclinger@gov.nv.gov

AMERICAN OVERSIGHT

Stephanie M. Klapstein

From: Merkowitz, Jeff <MerkowitzJ@cdfi.treas.gov>
Sent: Wednesday, May 09, 2018 10:08 AM
To: 'Andrew Clinger'
Subject: RE: [EXTERNAL]State of Nevada Modified Ozone Submission

Hi, Andrew – we did receive the modified nomination. As you know, the newly nominated tract is not one that meets the criteria laid out in our Nomination Instructions, but we are reviewing it and discussing with IRS Counsel on how they want us to proceed.

In the meantime, I note that the governor's letter did not include the required request for an extension of the consideration period. Please add to the new service request such a letter, on official letterhead and signed by the governor, using the template language provided below:

> The Honorable Steven T. Mnuchin
> Secretary
> U.S. Department of the Treasury
> 1500 Pennsylvania Avenue, NW
> Washington, DC 20220
>
> Dear Mr. Secretary:
>
> The [State/Commonwealth/District/Territory] of [State] formally requests under section 1400Z-1(b)(2) of the Internal Revenue Code that the Secretary extend for an additional 30 days the consideration period to nominate a population census tract for designation as a qualified opportunity zone.

Thanks.

Jeff Merkowitz
Senior Advisor
Community Development Financial Institutions Fund
U.S. Department of the Treasury
202-653-0329
www.cdfifund.gov

From: Andrew Clinger [mailto:aclinger@gov.nv.gov]
Sent: Wednesday, May 09, 2018 11:52 AM
To: Merkowitz, Jeff <MerkowitzJ@cdfi.treas.gov>
Subject: [EXTERNAL]State of Nevada Modified Ozone Submission

Jeff,

Wanted to check if you received our modified Opportunity Zone nominations yesterday and if you know when and how the approved designations will be made.

AMERICAN OVERSIGHT

Thanks,

Andrew Clinger
Senior Advisor
Office of Governor Brian Sandoval
101 North Carson Street
Carson City, NV 89701
T: 775-684-5670|D: 775-684-5667|F: 775-684-5683|E: aclinger@gov.nv.gov

AMERICAN OVERSIGHT

Stephanie M. Klapstein

From: Merkowitz, Jeff <MerkowitzJ@cdfi.treas.gov>
Sent: Friday, April 20, 2018 11:04 AM
To: 'Andrew Clinger'
Cc: Derek Armstrong; Cory Hunt; Opportunity Zone
Subject: RE: [EXTERNAL]Nevada Opportunity Zone submittal

Yes, local times apply, so PDT for Nevada.

Jeff

From: Andrew Clinger [mailto:aclinger@gov.nv.gov]
Sent: Friday, April 20, 2018 1:45 PM
To: Merkowitz, Jeff <MerkowitzJ@cdfi.treas.gov>
Cc: Derek Armstrong <darmstrong@diversifynevada.com>; Cory Hunt <cory.hunt@diversifynevada.com>; Opportunity Zone <ZoneO@cdfi.treas.gov>
Subject: RE: [EXTERNAL]Nevada Opportunity Zone submittal

Thanks, Jeff. I definitely don't want to be working that late. Not that I want to push it that close, but I'm assuming that's 11:59 p.m. Pacific Daylight Time?

Andrew Clinger
Senior Advisor
Office of Governor Brian Sandoval
101 North Carson Street
Carson City, NV 89701
T: 775-684-5670|D: 775-684-5667|F: 775-684-5683|E: aclinger@gov.nv.gov

---

From: Merkowitz, Jeff [mailto:MerkowitzJ@cdfi.treas.gov]
Sent: Friday, April 20, 2018 10:15 AM
To: Andrew Clinger <aclinger@gov.nv.gov>
Cc: Derek Armstrong <darmstrong@diversifynevada.com>; Cory Hunt <cory.hunt@diversifynevada.com>; Opportunity Zone <ZoneO@cdfi.treas.gov>
Subject: RE: [EXTERNAL]Nevada Opportunity Zone submittal

Hi, Andrew – any nomination submitted by or prior to 11:59 p.m., April 20, 2018, will be considered to have met the statutory deadline. Of course, we don't recommend waiting until then to submit in case you encounter any technical difficulties. (Plus you probably don't want to be working that late ☺.)

Jeff Merkowitz
Senior Advisor
Community Development Financial Institutions Fund
U.S. Department of the Treasury
202-653-0329
www.cdfifund.gov

AMERICAN OVERSIGHT



From: Andrew Clinger [mailto:aclinger@gov.nv.gov]
Sent: Friday, April 20, 2018 1:11 PM
To: Merkowitz, Jeff <MerkowitzJ@cdfi.treas.gov>
Cc: Derek Armstrong <darmstrong@diversifynevada.com>; Cory Hunt <cory.hunt@diversifynevada.com>
Subject: [EXTERNAL]Nevada Opportunity Zone submittal

Jeff,

I've been working with Derek and Cory in our office of economic development on our Opportunity Zone submittal. I wanted to check with you if there was a time cut off for the Opportunity Zone submittal. The Governor is traveling today and will not be in until late in the afternoon.

Regards,

Andrew Clinger
Senior Advisor
Office of Governor Brian Sandoval
101 North Carson Street
Carson City, NV 89701
T: 775-684-5670|D: 775-684-5667|F: 775-684-5683|E: aclinger@gov.nv.gov

AMERICAN OVERSIGHT

Stephanie M. Klapstein

From: Merkowitz, Jeff <MerkowitzJ@cdfi.treas.gov>
Sent: Friday, April 20, 2018 11:04 AM
To: 'Andrew Clinger'
Cc: Derek Armstrong; Cory Hunt; Opportunity Zone
Subject: RE: [EXTERNAL]Nevada Opportunity Zone submittal

Yes, local times apply, so PDT for Nevada.

Jeff

From: Andrew Clinger [mailto:aclinger@gov.nv.gov]
Sent: Friday, April 20, 2018 1:45 PM
To: Merkowitz, Jeff <MerkowitzJ@cdfi.treas.gov>
Cc: Derek Armstrong <darmstrong@diversifynevada.com>; Cory Hunt <cory.hunt@diversifynevada.com>; Opportunity Zone <ZoneO@cdfi.treas.gov>
Subject: RE: [EXTERNAL]Nevada Opportunity Zone submittal

Thanks, Jeff. I definitely don't want to be working that late. Not that I want to push it that close, but I'm assuming that's 11:59 p.m. Pacific Daylight Time?

Andrew Clinger
Senior Advisor
Office of Governor Brian Sandoval
101 North Carson Street
Carson City, NV 89701
T: 775-684-5670|D: 775-684-5667|F: 775-684-5683|E: aclinger@gov.nv.gov

---

From: Merkowitz, Jeff [mailto:MerkowitzJ@cdfi.treas.gov]
Sent: Friday, April 20, 2018 10:15 AM
To: Andrew Clinger <aclinger@gov.nv.gov>
Cc: Derek Armstrong <darmstrong@diversifynevada.com>; Cory Hunt <cory.hunt@diversifynevada.com>; Opportunity Zone <ZoneO@cdfi.treas.gov>
Subject: RE: [EXTERNAL]Nevada Opportunity Zone submittal

Hi, Andrew – any nomination submitted by or prior to 11:59 p.m., April 20, 2018, will be considered to have met the statutory deadline. Of course, we don't recommend waiting until then to submit in case you encounter any technical difficulties. (Plus you probably don't want to be working that late ☺.)

Jeff Merkowitz
Senior Advisor
Community Development Financial Institutions Fund
U.S. Department of the Treasury
202-653-0329
www.cdfifund.gov

AMERICAN OVERSIGHT



From: Andrew Clinger [mailto:aclinger@gov.nv.gov]
Sent: Friday, April 20, 2018 1:11 PM
To: Merkowitz, Jeff <MerkowitzJ@cdfi.treas.gov>
Cc: Derek Armstrong <darmstrong@diversifynevada.com>; Cory Hunt <cory.hunt@diversifynevada.com>
Subject: [EXTERNAL]Nevada Opportunity Zone submittal

Jeff,

I've been working with Derek and Cory in our office of economic development on our Opportunity Zone submittal. I wanted to check with you if there was a time cut off for the Opportunity Zone submittal. The Governor is traveling today and will not be in until late in the afternoon.

Regards,

Andrew Clinger
Senior Advisor
Office of Governor Brian Sandoval
101 North Carson Street
Carson City, NV 89701
T: 775-684-5670|D: 775-684-5667|F: 775-684-5683|E: aclinger@gov.nv.gov

AMERICAN OVERSIGHT

Stephanie M. Klapstein

From: Pottebaum, Nic D. EOP/WHO <Nicholas.D.Pottebaum@who.eop.gov>
Sent: Monday, October 22, 2018 8:01 AM
Cc: Hoelscher, Douglas L. EOP/WHO
Subject: RE: Follow-Up - Proposed Regulations on Opportunity Zones Designed to Incentivize Investment in American Communities

State Leaders and Staff,

Several people have asked about the draft IRS tax form referenced on Friday's call. The draft form is now posted at the link below.

Instructions for Form 8996, Qualified Opportunity Fund: https://www.irs.gov/pub/irs-dft/i8996--dft.pdf.

Thanks,
Nic

From: Pottebaum, Nic D. EOP/WHO
Subject: Follow-Up - Proposed Regulations on Opportunity Zones Designed to Incentivize Investment in American Communities

State Leaders and Staff,

Thank you for joining today's briefing call with state and local leaders on Opportunity Zone regulations. Today, Treasury and IRS released proposed regulations on Opportunity Zones designed to incentivize investment in American communities. Below you will find additional information.

Treasury Press Release: Treasury Releases Proposed Regulations on Opportunity Zones Designed to Incentivize Investment in American Communities

Washington – The Treasury Department today issued proposed guidance related to the new Opportunity Zone tax incentive. The tax benefit, created by the 2017 Tax Cuts and Jobs Act, is designed to spur economic development and job creation by encouraging long-term investments in economically distressed communities nationwide.

"We want all Americans to experience the dynamic opportunities being generated by President Trump's economic policies. We anticipate that $100 billion in private capital will be dedicated towards creating jobs and economic development in Opportunity Zones," said Secretary Steven T. Mnuchin. "This incentive will foster economic revitalization and promote sustainable economic growth, which was a major goal of the Tax Cuts and Jobs Act."

The proposed regulations released today clarify what gains qualify for deferral, which taxpayers and investments are eligible, the parameters for Opportunity Funds, and other guidance. The proposed regulations should provide investors and fund sponsors the information they need to confidently enter into new business arrangements in designated Opportunity Zones. The Treasury Department plans on issuing additional guidance before the end of the year.

The Opportunity Zone incentive offers capital gains tax relief to investors for new investment in designated areas. Investment benefits include deferral of tax on prior gains as late as 2026 if the amount of the gain is invested in an Opportunity Fund. The benefits also include tax forgiveness on gains on that investment if the investor holds the

AMERICAN OVERSIGHT

investment for at least 10 years. Opportunity Zones retain their designation for 10 years, but under the proposed regulations, investors can hold onto their investments in Qualified Opportunity Funds through 2047 without losing tax benefits.

Working with our partners in State and local governments, earlier this year, Treasury certified 8,761 communities in all 50 states, the District of Columbia and five U.S. territories. Nearly 35 million Americans live in areas designated as Opportunity Zones. These communities present both the need for investment and significant investment opportunities.

Based on data from the 2011-2015 American Community Survey, the designated regions had an average poverty rate of over 32 percent, compared with the 17 percent national average.

Additionally, the median family income of the designated tracts were on average 37 percent below the area or state median, and had an unemployment rate of nearly 1.6 times higher than the national average.

View the guidance.

IRS Press Release: Treasury, IRS issue proposed regulations on new Opportunity Zone tax incentive

IR-2018-206, October 19, 2018

WASHINGTON —The Treasury Department and the Internal Revenue Service today issued proposed regulations and other published guidance for the new Opportunity Zone tax incentive.

Opportunity Zones, created by the 2017 Tax Cuts and Jobs Act, were designed to spur investment in distressed communities throughout the country through tax benefits. Under a nomination process completed in June, 8,761 communities in all 50 states, the District of Columbia and five U.S. territories were designated as qualified Opportunity Zones. Opportunity Zones retain their designation for 10 years. Investors may defer tax on almost any capital gain up to Dec. 31, 2026 by making an appropriate investment in a zone, making an election after December 21, 2017, and meeting other requirements.

The proposed regulations clarify that almost all capital gains qualify for deferral. In the case of a capital gain experienced by a partnership, the rules allow either a partnership or its partners to elect deferral. Similar rules apply to other pass-through entities, such as S corporations and their shareholders, and estates and trusts and their beneficiaries.

Generally, to qualify for deferral, the amount of a capital gain to be deferred must be invested in a Qualified Opportunity Fund (QOF), which must be an entity treated as a partnership or corporation for Federal tax purposes and organized in any of the 50 states, D.C. or five U.S. territories for the purpose of investing in qualified opportunity zone property.

The QOF must hold at least 90 percent of its assets in qualified Opportunity Zone property (investment standard). Investors who hold their QOF investment for at least 10 years may qualify to increase their basis to the fair market value of the investment on the date it is sold.

The proposed regulations also provide that if at least 70 percent of the tangible business property owned or leased by a trade or business is qualified opportunity zone business property, the requirement that “substantially all” of such tangible business property is qualified opportunity zone business property can be satisfied if other requirements are met. If the tangible property is a building, the proposed regulations provide that “substantial improvement” is measured based only on the basis of the building (not of the underlying land).

In addition to the proposed regulations, Treasury and the IRS issued an additional piece of guidance to aid taxpayers in participating in the qualified Opportunity Zone incentive. Rev. Rul. 2018-29 provides guidance for taxpayers on the

AMERICAN OVERSIGHT

“original use” requirement for land purchased after 2017 in qualified opportunity zones. They also released Form 8996, which investment vehicles will use to self-certify as QOFs.

More information on Opportunity Zones, including answers to frequently-asked questions, is on the Tax Reform page of IRS.gov. The Tax Reform page will also feature updates on the implementation of this and other TCJA provisions.

Click here for complete list of Opportunity Zones.

Please let us know if you have any questions.

Thanks,
Nic

--
Nicholas D. Pottebaum
Special Assistant to the President and Deputy Director
White House Office of Intergovernmental Affairs
O: 202-456-2132 | C: 202-881-7803| E: Nicholas.D.Pottebaum@who.eop.gov

AMERICAN OVERSIGHT

NV-DA-20-0615-A-005013

Stephanie M. Klapstein

From: Little, Douglas <Douglas.Little@hq.doe.gov>
Sent: Monday, February 25, 2019 2:26 PM
To: Michelle White; Hoelscher, Douglas L. EOP/WHO; Pottebaum, Nic D. EOP/WHO
Cc: Tyler Klimas
Subject: RE: Following Up: NV Gov Steve Sisolak

Michelle,

Let's speak tomorrow as a member of my team that I would like to have on the call with me has already left for the day.

What's a good time for you? If you like, we can start a new thread so as not to clutter the email inbox of the others…

Best regards,

Doug

From: Michelle White [mailto:michellewhite@gov.nv.gov]
Sent: Monday, February 25, 2019 4:25 PM
To: Hoelscher, Douglas L. EOP/WHO <Douglas.L.Hoelscher@who.eop.gov>; Pottebaum, Nic D. EOP/WHO <Nicholas.D.Pottebaum@who.eop.gov>
Cc: Tyler Klimas <tyler@nevadadc.org>; Little, Douglas <Douglas.Little@hq.doe.gov>
Subject: [EXTERNAL] Re: Following Up: NV Gov Steve Sisolak

Hey Doug,

Thanks for getting back to me. I'll start a separate email chain with our scheduler so we can get an intro call setup between the both of us for this week.

Mr. Little- nice to e-meet you. Are you available to hop on the phone today or tomorrow about scheduling a meeting between the Secretary and Governor? We can start another chain if that works better.

Thanks.

Michelle White
Chief of Staff to Governor Sisolak
State of Nevada

From: Hoelscher, Douglas L. EOP/WHO <Douglas.L.Hoelscher@who.eop.gov>
Sent: Saturday, February 23, 2019 8:35:31 AM
To: Michelle White; Pottebaum, Nic D. EOP/WHO
Cc: Tyler Klimas; Little, Douglas
Subject: RE: Following Up: NV Gov Steve Sisolak

Hi Michelle,

AMERICAN OVERSIGHT

Thanks for your email. First, I'm looping in Doug Little with the U.S. Department of Energy team into this email. My understanding is that nobody from your team asked for a meeting with Secretary Perry this weekend and a request on the Saturday morning of the trip will likely be hard to meet. Nonetheless, Doug L. can work with you to figure out appropriate next steps.

I understand from my team that many of our communications to your team have gone unanswered over the last few months – for example, my team asked for a quick introductory call with you and me that we never got a response on. Hopefully we can work together to improve communications. Per our standing policy, can you please send me a separate email documenting that you have contracted with an outside lobbyist (Tyler Klimas) to serve as your Washington DC director? That will then allow us to communicate with him on matters important to you since he is not a state employee.

It is unfortunate that the Governor will once again miss opportunities to discuss infrastructure, workforce development, reducing drug pricing, prison reform, opportunity zones, combatting opioids, etc. this weekend. I used to work for Governor Branstad of Iowa who always utilized the NGA weekend to seek bipartisan opportunities to advance shared priorities and we found ways to work together with the Obama Administration on some things, but I recognize some governors take a more partisan approach. I also know that former Governor Sandoval found ways to work in a bipartisan way with the Obama Administration – I'm sure the people of Nevada expected and appreciated that.

Sincerely,
Doug

From: Michelle White <michellewhite@gov.nv.gov>
Sent: Saturday, February 23, 2019 7:29 AM
To: Hoelscher, Douglas L. EOP/WHO <Douglas.L.Hoelscher@who.eop.gov>; Pottebaum, Nic D. EOP/WHO <Nicholas.D.Pottebaum@who.eop.gov>
Cc: Tyler Klimas <tyler@nevadadc.org>
Subject: Following Up: NV Gov Steve Sisolak

Good morning,

Yesterday, we saw that the White House Dep. Press Secretary responded to Governor Sisolak's statement that he wouldn't be attending the NGA events at the White House this weekend due to his disappointment over the shipment of weapons-grade plutonium waste to the state of Nevada.

After not receiving a response to the letter sent on February 6th to the DOE, the Governor is hopeful that last night's statement means that the Trump Administration is open to meeting one-on-one to discuss this critical issue. He is open and available to meet one-on-one anytime this weekend while he is in Washington D.C., or will make himself himself available anytime in the near future at a later agreed-upon date.

My number is 702-701-6554 if you'd like to reach out and schedule. Thank you.

Michelle White
Chief of Staff to Governor Sisolak
State of Nevada

AMERICAN OVERSIGHT

Stephanie M. Klapstein

From: Hoelscher, Douglas L. EOP/WHO <Douglas.L.Hoelscher@who.eop.gov>
Sent: Saturday, February 23, 2019 8:36 AM
To: Michelle White; Pottebaum, Nic D. EOP/WHO
Cc: Tyler Klimas; Little, Douglas
Subject: RE: Following Up: NV Gov Steve Sisolak

Hi Michelle,

Thanks for your email. First, I'm looping in Doug Little with the U.S. Department of Energy team into this email. My understanding is that nobody from your team asked for a meeting with Secretary Perry this weekend and a request on the Saturday morning of the trip will likely be hard to meet. Nonetheless, Doug L. can work with you to figure out appropriate next steps.

I understand from my team that many of our communications to your team have gone unanswered over the last few months – for example, my team asked for a quick introductory call with you and me that we never got a response on. Hopefully we can work together to improve communications. Per our standing policy, can you please send me a separate email documenting that you have contracted with an outside lobbyist (Tyler Klimas) to serve as your Washington DC director? That will then allow us to communicate with him on matters important to you since he is not a state employee.

It is unfortunate that the Governor will once again miss opportunities to discuss infrastructure, workforce development, reducing drug pricing, prison reform, opportunity zones, combatting opioids, etc. this weekend. I used to work for Governor Branstad of Iowa who always utilized the NGA weekend to seek bipartisan opportunities to advance shared priorities and we found ways to work together with the Obama Administration on some things, but I recognize some governors take a more partisan approach. I also know that former Governor Sandoval found ways to work in a bipartisan way with the Obama Administration – I'm sure the people of Nevada expected and appreciated that.

Sincerely,
Doug

From: Michelle White <michellewhite@gov.nv.gov>
Sent: Saturday, February 23, 2019 7:29 AM
To: Hoelscher, Douglas L. EOP/WHO <Douglas.L.Hoelscher@who.eop.gov>; Pottebaum, Nic D. EOP/WHO <Nicholas.D.Pottebaum@who.eop.gov>
Cc: Tyler Klimas <tyler@nevadadc.org>
Subject: Following Up: NV Gov Steve Sisolak

Good morning,

Yesterday, we saw that the White House Dep. Press Secretary responded to Governor Sisolak's statement that he wouldn't be attending the NGA events at the White House this weekend due to his disappointment over the shipment of weapons-grade plutonium waste to the state of Nevada.

After not receiving a response to the letter sent on February 6th to the DOE, the Governor is hopeful that last night's statement means that the Trump Administration is open to meeting one-on-one to discuss this critical issue. He is open and available to meet one-on-one anytime this weekend while he is in Washington D.C., or will make himself himself available anytime in the near future at a later agreed-upon date.

AMERICAN OVERSIGHT

My number is 702-701-6554 if you'd like to reach out and schedule. Thank you.

Michelle White
Chief of Staff to Governor Sisolak
State of Nevada

AMERICAN OVERSIGHT

Stephanie M. Klapstein

From: Sierra Davies <sierra@kps3.com>
Sent: Thursday, May 24, 2018 8:44 AM
To: Brian Baluta
Subject: Re: FW: June Newsletter to Review
Attachments: kps3.jpg; 18GOED007 - June Newsletter - 03.pdf

Hi Brian,

Here are those edits for you to send off.

Sierra Davies
c. 530.306.4307 | e. sierra@kps3.com

KPS3
500 Ryland St. #300
Reno, NV 89502

On Wed, May 23, 2018 at 10:42 AM Brian Baluta <bbaluta@diversifynevada.com> wrote:

> Thank you!
>
> **From:** Sierra Davies [mailto:sierra@kps3.com]
> **Sent:** Wednesday, May 23, 2018 10:41 AM
> **To:** Brian Baluta <bbaluta@diversifynevada.com>
> **Subject:** Re: FW: June Newsletter to Review
>
> I did, thanks! We should have the edits to you later today or tomorrow. I've been in meetings all morning and need to see how our design team looks on availability.
>
> **Sierra Davies**
>
> c. 530.306.4307 | e. sierra@kps3.com
>
> **KPS3**

AMERICAN OVERSIGHT

500 Ryland St. #300

Reno, NV 89502

On Wed, May 23, 2018 at 10:34 AM Brian Baluta <bbaluta@diversifynevada.com> wrote:

Hey Sierra, Just wanted to confirm you received these. Thanks.

From: Brian Baluta
Sent: Tuesday, May 22, 2018 12:35 PM
To: 'Sierra Davies' <sierra@kps3.com>
Subject: RE: June Newsletter to Review

Please make the attached edits and then I can get the revised file to Paul for final approval.

From: Sierra Davies [mailto:sierra@kps3.com]
Sent: Tuesday, May 22, 2018 10:35 AM
To: Brian Baluta <bbaluta@diversifynevada.com>
Subject: Re: June Newsletter to Review

Hi Brian,

These edits are ready for you to review.

Sierra Davies

c. 530.306.4307 | e. sierra@kps3.com

AMERICAN OVERSIGHT

KPS3

500 Ryland St. #300

Reno, NV 89502

On Mon, May 21, 2018 at 4:53 PM Sierra Davies <sierra@kps3.com> wrote:

> Great, thanks! We'll get these edits and this story addition into the pipeline.
>
> **Sierra Davies**
>
> c. 530.306.4307 | e. sierra@kps3.com
>
> **KPS3**
>
> 500 Ryland St. #300
>
> Reno, NV 89502
>
> On Mon, May 21, 2018 at 3:01 PM Brian Baluta <bbaluta@diversifynevada.com> wrote:
>
> > Here is the content and attached is the logo.
> >
> > **LifeWorks initiative aims to prepare Nevada students for in-demand jobs**

AMERICAN OVERSIGHT

Taking an innovative approach to workforce development, state agencies from across Nevada, private industries, and higher education are gathering together to strengthen career pathways for in-demand jobs in the New Nevada.

The Nevada Department of Education received the New Skills for Youth Grant funded by JP Morgan Chase in fall of 2017 and since then has aligned workforce development with economic diversification efforts, developed the public-facing brand: LifeWorks, created legislative change in the state to support workforce development, and established ongoing systems for communication.

LifeWorks aims to achieve success through six key objectives; employer engagement, quality and rigor in career pathways, career-focused accountability systems, scaled pathways that culminate in credentials of value, integrated funding streams/joint resource planning, and ensuring cross-institutional alignment.

To achieve this, partners of LifeWorks, including GOED, Nevada Department of Education, the Governor's Office of Workforce Innovation (OWINN), and others will focus on expanding pathways to lucrative long-term careers for graduating high school students by empowering them with the skills, education and meaningful connections to local business necessary to thrive in Nevada's growing economy.

Specific programs include the expansion of Career & Technical Education programs, offering a new Career & College Ready Diploma, adopting the ACT National Career Readiness Certificate, expanding dual credit opportunities with institutions of higher education, strengthening and expanding apprenticeship and pre-apprenticeship programs, developing new work-based learning programs, establishing the Learn & Earn Advanced-career Pathways (LEAP) framework, among other measures.

From: Sierra Davies [mailto:sierra@kps3.com]
Sent: Monday, May 21, 2018 12:52 PM
To: Brian Baluta <bbaluta@diversifynevada.com>
Subject: Re: June Newsletter to Review

Got it, thanks.

We'll likely wait until we have that last story to do these edits.

Sierra Davies

AMERICAN OVERSIGHT

c. 530.306.4307 | e. sierra@kps3.com

KPS3

500 Ryland St. #300

Reno, NV 89502

On Mon, May 21, 2018 at 10:57 AM Brian Baluta <bbaluta@diversifynevada.com> wrote:

> Yes, we have permission from Travel Nevada.
>
> On page four I want three pics. Eliminate the one of Paul looking at the machinery. And swap the others so they look like the attached photo.
>
> Page 7 that quote does not go with that story and needs to be deleted. Thanks.
>
> Sent from my iPhone
>
> On May 21, 2018, at 10:53 AM, Sierra Davies <sierra@kps3.com> wrote:
>
> > Great, and yes, we can use those photos. Do you have permission to?
> >
> > I have a couple questions about your markup before I send this back to a designer to work on. On page 4, do you want to swap the top photos for the bottom photos? And on page 7, are we getting rid of that quote at the bottom entirely?
> >
> > **Sierra Davies**
> >
> > c. 530.306.4307 | e. sierra@kps3.com
> >
> > **KPS3**

AMERICAN OVERSIGHT

500 Ryland St. #300

Reno, NV 89502

On Mon, May 21, 2018 at 10:25 AM Brian Baluta <bbaluta@diversifynevada.com> wrote:

> Edits attached. And can you please use these images side by side for page 6?
>
> https://travelnevada.photoshelter.com/galleries/C0000pyNyjvkSdsg/G0000_Gp41DQ9GA0/I0000xGUpFq3v4fg/Las-Vegas-Container-Park
>
> https://travelnevada.photoshelter.com/galleries/C0000pyNyjvkSdsg/G0000_Gp41DQ9GA0/I0000auIsiGb2XDE/Great-Reno-Balloon-Race
>
> **From:** Sierra Davies [mailto:sierra@kps3.com]
> **Sent:** Monday, May 21, 2018 9:50 AM
> **To:** Brian Baluta <bbaluta@diversifynevada.com>
> **Subject:** June Newsletter to Review
>
> Hi Brian,
>
> I have attached the newsletter PDF for you to review. As a reminder, we are still waiting on the story for page 3 – right now, the page is being filled with generic filler text. Also, for the story on the last spread, even with the graphic, it's not quite large enough to fill the space, so we're thinking we'd throw a generic Nevada stock photo in there unless you have something that works that you can send over.

Sierra Davies

c. 530.306.4307 | e. sierra@kps3.com

AMERICAN OVERSIGHT

KPS3

500 Ryland St. #300

Reno, NV 89502

AMERICAN OVERSIGHT

Nevada Governor's Office of
ECONOMIC DEVELOPMENT
Empowering Success



The ECONOMIC PULSE

JUNE. 2018

Driverless ride share launches in Las Vegas

This May, a global technology leader in mobility, incentivized by GOED, launched a fleet of 30 autonomous vehicles in Las Vegas on the Lyft network. Aptiv PLC operates the vehicles on its fully-integrated autonomous driving platform, which are made available to the public in partnership with Lyft. On an opt-in basis, passengers have the ability to hail self-driving vehicles equipped with Aptiv technology to and from high-demand locations.

> *"With Aptiv's autonomous driving technology deployed throughout Las Vegas and broadly accessible through the Lyft app, a wide range of consumers will be able to share the experience of autonomous vehicles in a complex urban environment," said Kevin Clark, Aptiv president and chief executive officer. "More importantly, the resulting knowledge and data will allow us to* **further refine our autonomous driving capabilities and strengthen our portfolio of industry-leading active safety solutions.**"



Story continued on next page »

AMERICAN OVERSIGHT
NV-DA-20-0615-A-005025

The combination of Aptiv's autonomous driving technology and Lyft's ride-hailing app is the expansion of a successful partnership that launched in Las Vegas during CES 2018. That initial pilot provided more than 400 self-driving rides to the public and earned an average customer rating of 4.99 out of five stars. Like the CES program, vehicles will be operated by highly-trained safety drivers.



In March, the GOED board voted to approve Aptiv's application for tax abatements and two months later the company has already surpassed its projected number of jobs created and currently lists openings in Las Vegas for IT, engineering, and office administration positions.

GOED Executive Director Paul Anderson said Aptiv is exactly the sort of operation Nevada hoped to attract when the state legislature passed and Governor Brian Sandoval signed into law some of the most forward-looking autonomous vehicle regulations in the country.

"The holy grail for economic development is research and development," said Anderson. "And because of what it does — **attract some of the smartest people in the world and bring in talent** *— it becomes an entrepreneurial model to economic development."*



LifeWorks initiative aims to prepare Nevada students for in-demand jobs

Taking an innovative approach to workforce development, state agencies from across Nevada, private industries, and higher education are gathering together to strengthen career pathways for in-demand jobs in the New Nevada.

The Nevada Department of Education received the New Skills for Youth Grant funded by JP Morgan Chase in fall of 2017 and since then has aligned workforce development with economic diversification efforts, developed the public-facing brand LifeWorks, created legislative change in the state to support workforce development, and established ongoing systems for communication.

LifeWorks aims to achieve success through six key objectives: employer engagement, quality and rigor in career pathways, career-focused accountability systems, scaled pathways that culminate in credentials of value, integrated funding streams/ joint resource planning, and ensuring cross-institutional alignment.



To achieve this, partners of LifeWorks, including GOED, Nevada Department of Education, the Governor's Office of Workforce Innovation (OWINN), and others will focus on expanding pathways to lucrative long-term careers for graduating high school students by empowering them with the skills, education and meaningful connections to local business necessary to thrive in Nevada's growing economy.

Specific programs include the expansion of Career & Technical Education programs, offering a new Career & College Ready Diploma, adopting the ACT National Career Readiness Certificate, expanding dual credit opportunities with institutions of higher education, strengthening and expanding apprenticeship and pre-apprenticeship programs, developing new work-based learning programs, and establishing the Learn & Earn Advanced-career Pathways (LEAP) framework.

AMERICAN OVERSIGHT







GOED listening tour covers 1,000 miles

In April, GOED's Executive Director Paul Anderson, Director of Rural Economic and Community Development Matthew Moore, and Communications Director Brian Baluta undertook a three-day, 1,000-mile listening tour to connect with the Regional Development Authority partners and stakeholders across the vast Silver State.

All told, the trip featured stops in Pahrump, Fallon, Carson City, Eureka, Ely, Panaca and Caliente, for sessions with Nye County Regional Economic Development Authority (NCREDA), HWY 95 Rural Development Authority (HWY95), Northern Nevada Development Authority (NNDA), Northeastern Nevada Regional Development Authority (NNRDA), and Lincoln County Regional Development Authority (LCRDA).

The tour underscored:

1. **Nevada's rural communities share many assets and challenges, including issues with federal land management, affordable housing, workforce development, and infrastructure.**
2. **There are many engaged and motivated individuals on the ground working diligently to face these challenges and build on opportunities.**
3. **GOED and the rural RDAs will continue to work closely to help ensure all of Nevada shares in growth and prosperity.**

AMERICAN OVERSIGHT

NV-DA-20-0615-A-005028

Governor Sandoval nominates 61 Opportunity Zones

In April, Governor Brian Sandoval nominated 61 opportunity zones, pursuant to the Tax Cuts and Jobs Act of 2017, which established an Opportunity Zone tax incentive, designed to encourage long-term private investment in low-income communities.

> *"During my time as Governor, we have invested significant resources in Nevada," Governor Sandoval said. "While we have seen substantial returns, there are still parts of our state that need additional assistance.* **It is my hope that by nominating these 61 low-income opportunity zones, private investors will choose to fund projects in these areas that benefit the Nevadans who need it most.** *What's more, we believe that communities surrounding the 61 opportunity zones will also benefit from investment in the zones."*

61 opportunity zone nominations directly impact more than **230,000** Nevadans in some of Nevada's most disadvantaged communities.

Average family income is approximately **$37,000** — just **60%** of median statewide family income of approximately **$62,500**.

Average unemployment rate from **2011-2015** was **16%** — nearly **2x** greater than the national unemployment rate.

PolicyMap's Jeremy Nowak praised Nevada's approach to the nominations.

> *"The Governor's office did a great job of taking a data driven approach...***Hats off to Nevada.***"*





Good Nevada news, by the numbers

For the first quarter of 2018, State Policy Reports' Index of State Economic Momentum – which ranks states based on personal income growth, employment growth, and population growth – **ranked Nevada No. 1** .

Between the fourth quarter of 2016 and the same period in 2017, Nevada had the **strongest year-over-year growth in personal income**, and held the distinction of being the only state to record growth greater than 6%.

Federal data released in May showed Nevada's **gross domestic product (GDP) grew 3.5% in 2017** after increasing 2.1% in 2016, **good for No. 3 in the nation.**

The Bureau of Economic Analysis data depict expansion across the state's economy, with real GDP increasing for nearly every major industry. Real estate served as the largest contributor to overall GDP, followed by durable goods manufacturing.

Nevada's GDP numbers also reflect steady in-migration to the state. According to Census estimates, its **population climbed 2 percent last year**, the largest national increase behind only Idaho.

According to the Nevada Department of Employment, Training & Rehabilitation (DETR) March 2018 economic report, Nevada added 3,500 jobs bringing employment in the state of Nevada to a **record high of 1,373,700 jobs**. Unemployment in March remained constant at 4.9%.

DETR's report also notes that in the fourth quarter of 2017, **personal income in Nevada reached $136 billion**, up 6.4% from a year ago. This increase has been ongoing in 30 of the past 31 quarters.

Additionally, Nevada's average personal income growth has exceeded that of the U.S. 14 of the past 16 quarters, with income gains in the state averaging 5.1%, compared to 3.5% in the U.S.

NV-DA-20-0615-A-005030

"Although we are seeing some slight changes in employment and unemployment measures in March, state employment remains strong," said David Schmidt, Chief Economist for DETR. "Estimates show Nevada's labor force has averaged 1.49 million in the first quarter of 2018, up from 1.45 million during the same period in 2017. **This translates into an increase of 40,160 more Nevadans in the labor force, either working or actively seeking employment."**

No. 1	**in economic momentum, Q1 2018.**
No. 1	**in personal income growth, 2017.**
No. 3	**in GDP growth, 2017.**
No. 2	**in population growth, 2017.**

Record high 1,373,700 Nevadans employed, March 2018.

AMERICAN OVERSIGHT

News

"Clark County expects the new NFL stadium will be a notable new draw for consumers and visitors," Moody's Patrick Liberatore wrote, adding that the stadium and upcoming expansion of the Las Vegas Convention Center should allow the city to host larger events and diversify visitor draws.

» *Read more:* **https://www.reviewjournal.com/business/stadium/las-vegas-stadium-to-boost-nevadas-economy-says-moodys/**

Upcoming Events

2018 GOED BOARD MEETINGS	TIME	NORTHERN LOCATION	SOUTHERN LOCATION
July 17 September 20 November 15	**1pm**	The Capitol Assembly Chambers Nevada Capitol Building, Carson City	Governor's Conference Room Grant Sawyer Building, Las Vegas

Board Members

Governor Brian Sandoval,
Chairman

Lieutenant Governor Mark Hutchison

Secretary of State Barbara Cegavske

Mr. James Barrett,
President, the JABarrett Company

Dr. Dana Bennett,
President, Nevada Mining Association

Mr. Dan Klaich,
Voting member at-large

Mr. Adam Kramer,
Executive Vice President of Strategy, Switch

Dr. Weldon (Don) Havins, MD, JD,
Professor and Director of Medical Jurisprudence and Ophthalmology, Touro University Nevada

Dr. Thom Reilly,
Chancellor, Nevada System of Higher Education

Mr. Don Soderberg,
Director, Department of Employment, Training and Rehabilitation

Mr. Raymond Specht,
Founder & CEO, Specht Leadership Consulting

1.800.336.1600

808 West Nye Lane, Carson City, NV 89703
555 E. Washington Avenue, Suite 5400, Las Vegas, NV 89101

Nevada Governor's Office of
ECONOMIC DEVELOPMENT
Empowering Success

www.diversifynevada.com | 702.486.2700

AMERICAN OVERSIGHT

NV-DA-20-0615-A-005032

Stephanie M. Klapstein

From: jaime@alwaysontime.biz
Sent: Tuesday, August 14, 2018 9:43 AM
To: 'Melanie Sheldon'
Subject: RE: GOED Minutes
Attachments: GOED Board Meeting - 7-11-18 Transcript.doc; GOED Board Mtg 7.11.18 - MINUTES.docx

Hi Melanie,

I'm going back through everything and making sure you got these… I've had some email issues so I'm trying to backtrack through everything sent this month.

Please confirm receipt so I know you got it!

Thanks,

Jaime Caris
Always On Time
www.AlwaysOnTime.biz

Toll Free: 800-921-3259
Las Vegas: 702-434-8368

From: Melanie Sheldon <msheldon@diversifynevada.com>
Sent: Wednesday, July 18, 2018 8:36 AM
To: jaime@alwaysontime.biz
Cc: Mariah Heriman <mheriman@diversifynevada.com>
Subject: RE: GOED Minutes

Thanks so much Jaime,

My apologies, I am still trying to locate the sign-in sheet for LV. I'll send as soon as I find it. I also include the link to the Board Meeting materials in the event this is helpful.

http://www.diversifynevada.com/meetings/goed-board-meeting-july-11#agendas

Have a great week.

Kind regards,

Melanie Sheldon
Program Manager
Nevada Governor's Office of Economic Development
555 E. Washington Ave., Suite 5400, Las Vegas, NV 89101
Main: (702) 486-2700
Office: (702) 486-2702
Cell: (702) 526-0772
msheldon@diversifynevada.com
www.diversifynevada.com

AMERICAN OVERSIGHT

Nevada Governor's Office of
ECONOMIC DEVELOPMENT
Empowering Success

Follow us:

From: jaime@alwaysontime.biz [mailto:jaime@alwaysontime.biz]
Sent: Wednesday, July 18, 2018 7:47 AM
To: Melanie Sheldon <msheldon@diversifynevada.com>
Subject: GOED Minutes

Hi Melanie,

Just wanted to let you know I got the files and we'll get on this!

Thanks!

Jaime Caris
Always On Time
www.AlwaysOnTime.biz

Toll Free: 800-921-3259
Las Vegas: 702-434-8368

AMERICAN OVERSIGHT

STATE OF NEVADA

GOVERNERS OFFICE OF ECONOMIC DEVELOPMENT

BOARD MEETING

Wednesday, July 11, 2018

SANDOVAL: All right, good afternoon, ladies and gentlemen. I will call the Governor's Office of Economic Development Board Meeting to order. I believe we have a quorum present. I understand that Mr. Klaich is participating telephonically. Mr. Klaich, can you hear us loud and clear?

KLAICH: I can hear you, Governor.

SANDOVAL: All right, is there anyone else who's participating telephonically?

BENNETT: Governor, this is Dana Bennett, and I'm on the phone until I arrive in Carson City.

SANDOVAL: Love technology. All right. Okay. Thank you, Dr. Bennett. We'll move to Agenda Item No. 2, Public Comment. Is there any member of the public present in Carson City that would like to provide public comment to the Board? I hear and see no one. Is there anyone present in Las Vegas that would like to provide public comment to the Board?

SPEAKER: Good morning -- or good afternoon, Governor. There is nobody that's come forward, but we do have a full room.

AMERICAN OVERSIGHT

SANDOVAL: Yes, I like seeing that. All right, we'll move to Agenda Item No. 3, which are my comments, and I'll be very brief. I'm very excited about the Agenda today. We have some great diversity, and I'm particularly excited about -- you know, I guess we'll wait to hear from the presentations, but I think it's another sample of things that are going on in this state unlike anything else that's going on in the country also, and perhaps the Director was going to talk a little bit about this, but we just completed a trade mission to the Basque Country in Spain. It was incredibly productive. There were a lot of highlights, one of which for me was to visit the actual company that is manufacturing the pumps for the third straw for the Southern Nevada Water Authority, and they were biblical, I mean, to think about what has to happen with those. We also visited another company that manufactures door locks that are controlled by your cell phone, and other issues that we're dealing with, I've appointed a School Safety Committee, and I saw direct application with regard to school safety and the ability for staff and teachers, in the event of a -- you know, some type of an emergency, to really have a different way to, hopefully, control the situation in a safe way. But we also had some great educational visits where we're going to have some opportunities for exchanges between some of the universities there. We also signed some memorandums of understandings, which are going to

AMERICAN OVERSIGHT

create some opportunities for both Nevada companies as well as Basque companies.

We had a forum where we had 30 to 40 Basque companies that attended. We have -- and perhaps the Director will talk a little bit about this in his report, but the new global program, Nevada Global program, which I just visited -- boy, how this week flies by. I believe it was yesterday, Monday, with the marshal from Lubelskie in Poland, and he had brought an inbound trade mission here with several companies that are going to be landing in northern -- Polish companies that are going to be landing in northern and southern Nevada as well. So, there are a lot of exciting things that are happening, I guess the point being that now that we have this template with Poland, this Basque Country is going to follow close behind, and I was incredibly pleased to see how many opportunities there were for both the Nevada companies as well as the Basque companies. So, that's all I have for comments. We'll move on to Agenda Item No. 4, which is the Approval of the May 17, 2018 Board Meeting Minutes. Have the Members had an opportunity to review the minutes, and are there any changes? If there are none, the Chair will accept a motion for approval.

CEGAVSKE: Move for approval.

SANDOVAL: Secretary has moved for approval. Is there a second?

SPEAKER: Second.

AMERICAN OVERSIGHT

SPEAKER: Second.

SANDOVAL: Dr. Havins, was that you?

HAVINS: I think it was Mr. Barrett.

SANDOVAL: Oh, Mr. Barrett, okay. Excuse me.

BARRETT: I'll use my microphone next time.

SANDOVAL: Now I recognize your voice. Mr. Barrett has the second. Any questions on the motion? Hearing none, all those in favor please say aye [ayes around]. Any opposed? That motion passes unanimously. Let's move on to the main event, which are the abatement applications for Board approval. The first item is 5A, Bently Heritage, LLC, and good afternoon, gentlemen.

HASKIN: Good afternoon, Governor Sandoval, and Board Members. For the record, I'm Andrew Haskin, Director of Business Development for Northern Nevada Development Authority. I'm here today to present Bently Heritage for the purpose of seeking state expansion incentives. The company is applying for the sales and use tax abatement, the personal property tax abatement, and the modified business tax abatement. Bently Heritage will produce high-quality distilled spirits from locally sourced grains and other raw materials. The distillery will operate in several historic buildings in the heart of downtown Minden. A significant part of the development budget has been allocated towards restoring and repurposing buildings that have been vacant for many years. The recent public interest and craft

AMERICAN OVERSIGHT

distilling and historical tourism is anticipated to create a hub of activity in downtown Minden. This hub is expected to draw visitors from the Tahoe Basin and beyond, which will bring additional revenues to local retailers, lodging, and dining establishments. Bently Heritage will hire an additional six employees at an average wage of $21.95 per hour with benefits. The company also plans to invest an additional $4.2 million in new equipment. NNDA fully supports Bently Heritage's incentive application and respectfully requests approval of this application. I'm joined today by Carlo Luri and Brian Davis with Bently Heritage.

SANDOVAL: Good afternoon, gentlemen. Did you have a presentation you'd like to make?

LURI: Good afternoon. I'll just make some brief comments. My name is Carlo Luri. I'm the Director of Government Affairs, and thank you, Governor Sandoval and Board, for the privilege of appearing before you today. I think some of you probably recognize the Bently name. The Bently family has been in Nevada for over 50 years and has started several successful companies. Today, we're focused on two things, the Bently Ranch with their grass-fed Nevada-grown beef program, and Bently Heritage Estate Distillery. When we started the project in 2014, I don't think any of us realized the scope and size and magnitude of the project. It was the idea of our owner, Chris Bently, to repurpose two beautiful historic buildings in downtown Minden

AMERICAN OVERSIGHT

that are the legacy of the Danberg family in the Carson Valley, the Bently -- sorry, the Minden Mill, the flour milling company, and the Minden Butter Company. Those are two historic buildings that were owned by the Bently family, and as Andrew said, had been left vacant for many years, and Chris Bently had the idea of turning those into the focus of downtown Minden, which would be our new estate distillery. So, using grains grown right in the Carson Valley, we can take those agricultural products and turn them into high value distilled spirits, which we hope to sell not just in Nevada, but outside of the state and all over the world eventually.

So, we're very excited about the project. We'll be -- we're actually going to be in production later this summer and hoping for a public opening in the fall. With the craft distilling law on the books in the state, we can now invite people to our tasting room and have some limited retail sales on-site, so we're excited about that, too. We're actually here for an expansion application. The first time we were here two years ago, we brought forth an ambitious program, and we've completed that program and are looking forward -- of course you always realize that you're missing things in the beginning, and we realize that we're going to be putting in two new buildings called rickhouses where the whiskey is stored, and the whiskey needs to age for several years before we can put that on the market. And we're also putting in a bottling line and hiring

AMERICAN OVERSIGHT

several people in sales and marketing to staff the tasting room and the facility once it opens. So, we have some additional hires and some additional capital investment, and so we're here, again, to ask for an expansion and additional credit on the taxes. So, thank you.

SANDOVAL: Thank you, Mr. Luri, and exciting project, and for somebody who's been driving by that building since he was a little boy, it's exciting to see it be developed and turned into really a showcase project. And I know that there's been a substantial amount of investment that has gone into that, and if you would remind me, being someone who loves Nevada history, when those buildings were first constructed. Do you recall?

LURI: I believe the flour mill was built in 1906, and the butter companies in the -- a little bit later, yeah, a few years later.

SANDOVAL: And then you mentioned that you're going to be in production this summer. So, we're in July now. Does that mean within the next few weeks?

LURI: Essentially, the interior construction is finished. All of the process equipment has been installed, and we're waiting on a few permits to actually flip the switch and start fermenting and distilling product.

SANDOVAL: And, you know, this isn't my expertise, but how long will it take to go from -- you know, from scratch to your first product that you'll be able to sell?

AMERICAN OVERSIGHT

LURI: Yeah, the whole process, I don't think, takes more than a few days for fermenting and distilling, and of course, we'll start with unaged spirits, things like gin. We have some exciting Nevada gin products made with some local botanicals, probably one of the first products we offer, and maybe Brian can add some --

DAVIS: The vodka is about eight days from beginning of harvest to getting in the malting facility and getting that grain over that's on the ranch and then having that delivered over and then between the fermenting and then finally getting into the bottle. And then we'll have a sherry resid which will actually sit in some sherry barrels that we're receiving from Spain. Those will come over, and those will rest in those barrels for about eight days before we turn those into -- moving those into the bottles. The gins will be about seven to eight days as well.

SANDOVAL: I learned something today. I didn't know it was that fast, and then what's particularly great about this is you're sourcing all of your materials locally. So, is that exclusively from the Carson Valley or do you have to get some of those from outside, but within Nevada?

DAVIS: I believe it's really just some of the botanicals for the gins are going to be the ones that we bring in, but we are currently under construction of building some greenhouses on the ranch property so we can start growing some of

AMERICAN OVERSIGHT

those ourselves. So, that takes a little bit of extra time to make sure they are the right botanicals that we want and that they work in the product themselves to still produce the spirit that we're looking for. So, it will be a little bit of trial and error from the beginning, but we will start growing the botanicals that we can on the ranch.

SANDOVAL: And then you said some type of a ribbon cutting this fall? Is that -- what are you looking at? Selfishly, I've only got five-and-a-half months here.

DAVIS: Ironic you bring that up, because I was in touch yesterday checking on your schedule.

SANDOVAL: Okay.

DAVIS: So, we're looking at about the second week of November, trying to coordinate a couple things with Christopher as well with his travel schedule. So, with a -- crossing our fingers for a soft opening of the tasting room and the facility in October and then with a formalized grand opening about the second week of November.

SANDOVAL: Great, thank you. And I just remembered that Mr. Klaich has limited time. Mr. Klaich, did you have any questions you'd like to ask?

KLAICH: Sorry, Governor, I was on mute. I do not. You have asked all the questions that I had in my mind, very exciting, and very exciting for downtown Minden.

AMERICAN OVERSIGHT

SANDOVAL: All right. Thank you, Mr. Klaich. Dr. Bennett, do you have any questions?

BENNETT: Thank you, Governor. It is an exciting project, and I agree with Mr. Klaich. I think you've covered everything, and I'm looking forward to see it come to fruition. Thank you.

SANDOVAL: All right. Questions from Northern Nevada. Questions from Southern Nevada.

CEGAVSKE: Governor, if I could just make a statement. There isn't anybody else that wanted to say anything, but I wanted to thank you for your questions, but I had the pleasure of going to the Bently Bank in downtown Minden that you redid, and it was beautiful. It was a great, very exciting time for Minden. You did a beautiful job, and when I heard you were going to do the flour mill and the butter mill, I was really excited, and I had been watching as everything has been developing. So, I can't wait for this tour and for the open house to see everything. I'm really excited with everything that you've done. I am absolutely going to support this. I was thrilled to see that you are paying 96% of the health insurance coverage. Everything that I looked at on here, you're just a stellar group, and I want to thank you for not only what you do for the employees in Nevada, but the fact that you're using your farm and the farmland to use the ingredients for what you're making, so rock on. I did not know, and I learned as the Governor did, vodka in eight days. That's

AMERICAN OVERSIGHT

pretty amazing. Is that how they did it in the days in the backwoods, that it didn't take very long? I thought theirs was just a day. So, I'm just asking, but anyway, thank you so much for everything that you're doing. Andrew, thank you for bringing this forward to us, and I am just really excited of what you're doing for Minden, Nevada. And if people haven't been up there and you haven't seen it, you've got to go. It's an amazing little town in itself, but what the Bentlys have done and are doing, thank you very much.

SANDOVAL: Thank you, Madam Secretary. Mr. Luri, any concluding remarks you'd like to make?

LURI: No, just thank you all again for the opportunity to come in front of you today.

SANDOVAL: And just as another side, it's an exciting day for the state. This morning, I had the privilege of being a part of a blessing ceremony at the Stewart Indian School, which was constructed in 1890 and was closed in 1980, and the state, and with the support of the legislature, has committed several million dollars to restart the restoration and complete the restoration of a cultural center and museum. And so it's really important that we -- the point being that that's happening there. Your project is happening in Minden, and it just assures that the generations to come are going to be able to see, appreciate, and enjoy these historical buildings. So, thank you for your commitment to history.

AMERICAN OVERSIGHT

LURI: Thank you.

SANDOVAL: All right, Board Members, if there are no further questions or comments, the Chair will accept a motion to approve the abatement application of Bently Heritage, LLC for a sales tax abatement, modified tax abatement, and personal property tax abatement as presented in Agenda Item 5A.

CEGAVSKE: I would be very happy to make the motion, Governor, for 5A to be approved.

KLAICH: I'll second.

SANDOVAL: Okay. I'll give that --

SPEAKER: We're all excited about the distillery.

SANDOVAL: Yes, it's a race for the motion or to get to the distillery. I don't know which, but the Secretary of State has moved for approval. Mr. Klaich has seconded the motion. Any questions or discussion on the motion? I hear none. All those in favor say aye [ayes around]. Those opposed say no. Okay, that motion passes unanimously. Congratulations, good luck. We look forward to seeing you in a few months. Thank you. Next Agenda item is 5B, Bigelow Aerospace.

ROWE: Good afternoon, Governor Sandoval, Secretary of State Cegavske, Director Anderson, and Members of the Board. Hi, I'm Kylie Rowe [phonetic] for the record, Vice President of Economic Development at the Las Vegas Global Economic Alliance here today in support for the application submitted by Bigelow Aerospace. Bigelow Aerospace was founded in

AMERICAN OVERSIGHT

1999, and their global headquarters is in North Las Vegas. They're a space technology company that manufactures and develops expandable space station modules. The approval of this application helps our state efforts to attract other like-minded aerospace companies, including supply chain companies that would support our growing aerospace industry. Bigelow Aerospace plans to develop the only autonomous spacecraft of its kind in the world.

In this first year, the expansion will create five new jobs and at least one hundred jobs in the next ten years. These new positions start at an average hourly wage of $25, and the capital investment will be approximately $51 million over the next 20 years. Based on the job creation and capital investments, Bigelow Aerospace qualifies to pursue the aviation tax abatement. As this application meets requirements set forth by the Governor's Office of Economic Development, it has the full support of the Las Vegas Global Economic Alliance. With me today from Bigelow Aerospace is Ms. Blair Bigelow, Vice President of Cooperate Strategy, who will provide further insight to the Bigelow Aerospace planned expansion efforts. Ms. Bigelow.

BIGELOW: Thank you, and good afternoon, Governor Sandoval and Board Members. I'm going to keep this very short. Bigelow Aerospace has been headquartered in north Las Vegas, Nevada, for just over 18 years. We have been entirely privately funded by Robert Bigelow, who has invested hundreds of millions

AMERICAN OVERSIGHT

of dollars in developing expandable habitat technology and expandable space stations, and we have a lot of interesting things in the pipeline right now, so we are anticipating growth over the next few years to say the least. And if we are successful in the incredible endeavors that we are trying to take on, we hope that we can be a symbol to Nevada for entrepreneurship, innovation, and technology advancement, and I have to say that we are an incredibly small outfit that is trying to accomplish pretty extraordinary things. So, we hope we have your support today. Thank you.

SANDOVAL: Thank you, Ms. Bigelow, and I had the privilege to tour the Bigelow Aerospace facility not long ago, and for anyone who hasn't been there, you should go. I mean, it really is something that -- you know, I have profound respect for Mr. Bigelow and what he has done and the amount of investment that he has made to make a dream a reality and to really take not only the state, but the country and the world to this next frontier, and he's really going to be playing an important role in just some really big things that could be happening in the history of mankind. So, it's -- and it's right here in our backyard, so I appreciate that. Just a couple things to call out on the application, because this doesn't happen very often, but with the magnitude of what's happening there at Bigelow Aerospace with regard to this application, and Ms. Rowe, you mentioned that the equipment -- the estimated equipment investment is going to

AMERICAN OVERSIGHT

be $51,261,000. The next piece is the aviation part investment, which added another three digits, but it's $6,515,000,000 of investment in the aviation parts. There's an economic impact estimate of $2,098,834,589 and a new tax revenue estimate of almost $100 million over the next 20 years. So, that is fabulous, fabulous outcome, and again, to have something -- you know, a resource and a company like this in north Las Vegas is really, you know, great for the state and part of what I talk about when I mention the New Nevada. So, I'm very excited about this application, and it will be given my -- it will be given my full support. I guess I'm just making a lot of comments. I really don't have any further questions. So, I'll start with Southern Nevada. Any questions from Southern Nevada?

CEGAVSKE: No, Governor. I would just like to state that Bigelow's name -- I've been here 44 years, and we know the Bigelow name in southern Nevada as well, and I want to thank you for everything that you and your family have done. I just want to thank you for being here today to bring this to us, and congratulations. I'm going to support this. As the Governor has said, just very impressive, and thank you for everything that you're doing.

BIGELOW: Thank you very much. I really appreciate that.

SANDOVAL: And then I'll go to Dr. Bennett or Mr. Klaich. Do you have any questions or comments?

AMERICAN OVERSIGHT

KLAICH: I do not have any questions and echo the comments of you and the secretary, Governor.

SANDOVAL: Questions from Northern Nevada? Actually, I did think of a question, first a comment, that another great benefit of the company is the scientists that it brings to our state. I mean, you're the most cutting edge aeronautical engineers that we could know and mechanical engineers, et cetera, are employed there at Bigelow, but I guess for Ms. Rowe or Ms. Bigelow, do you have a relationship with UNLV and the engineering programs there?

BIGELOW: We sure do, and we communicate with them somewhat often. I think where we struggle with is -- where we need help the most is in the mid to senior level engineering groups. So, we -- but we sure do -- we love UNLV. We know the folks they have in their engineering departments, and we hope to partner with them to the extent that we can.

SANDOVAL: And then with regard to the jobs, what would be the skillset that you would be seeking for those jobs?

BIGELOW: Sure. So, we have needs in specialized avionics, structural, electrical, mechanical engineering. We could pretty much fill positions in, in all of those areas, so the very specialized skillsets that are required for space activities. If you can think of one, we probably have a need for it.

AMERICAN OVERSIGHT

SANDOVAL: I guess I'm out, but no, and I think, you know, it's -- the Chancellor is on the phone, but certainly, if the Chancellor were present at this meeting, you know, I would encourage you to sit down with the dean of the engineering school at UNLV as well as UNR. I had a meeting Monday -- or Tuesday. The Board of Examiners were in -- we just approved $80 million for the construction of the new engineering school at UNR, and so they're going to be incredibly aggressive, and this would be an opportunity perhaps for you to have a conversation with them to get on the ground floor for the development of some curriculums that could help fill your needs.

ROWE: Governor, Kylie Rowe. I will just add our organization does have an excellent relationship with UNLV. We meet with them regularly, and we connect with their office of economic development, and then furthermore, just the expansion of this company really does attract like-minded aerospace companies, and they're interested in coming here and have transferrable skillsets. So, we're excited to support this expansion.

SANDOVAL: All right, thank you very much. If there are no further questions or comments, the Chair will accept a motion to approve the abatement application of Bigelow Aerospace for an aviation sales and use tax abatement, aviation personal property tax abatement as presented in Agenda Item 5B.

CEGAVSKE: Move for approval.

AMERICAN OVERSIGHT

SANDOVAL: Secretary has moved for approval. Is there a second?

KRAMER: Second.

SANDOVAL: Seconded by Mr. Kramer. Any questions or discussion on the motion?

CEGAVSKE: Just I want to make a comment that I'm batting a thousand. The first two have business licenses in Nevada, so I'm really excited.

SANDOVAL: I think they've all learned their lesson, Madam Secretary.

CEGAVSKE: Yes.

SANDOVAL: All right, if there are no further questions or comments, all those in favor please say aye [ayes around]. Those opposed say no. That motion passes unanimously. Congratulations, best of luck.

BIGELOW: Thank you very much.

SANDOVAL: Thank you. All right, our next Agenda items, we'll take C and D together, and I want to make sure I pronounce this -- is it Cyanco? All right, Cyanco Company, LLC.

MUDD: Thank you, Governor Sandoval, Madam Secretary Cegavske, Director Anderson, and Members of the Board. For the record, I'm Sheldon Mudd, Executive Director of the Northeastern Nevada Regional Development Authority, and from what I understand, this is our first time before this Board, and we're excited to be here. I'm here today to show support for the

AMERICAN OVERSIGHT

application submitted by Cyanco Company, LLC. For nearly 30 years, Cyanco has been manufacturing liquid sodium cyanide at their facility in Winnemucca. This product is essential to the Nevada mining industry, as it allows for effective extraction of microscopic gold particles found at nearly every gold deposit within the state. Aside from their crucial role in the industry, they have within that 30 years provided steady employment with competitive wages. Further, Cyanco has always taken a proactive approach to safety in order to ensure safe handling and use of their product by providing safety training to not only their staff, but to their clients and to local law enforcement and first responders. As a result, we love cyanide in northeastern Nevada.

Cyanco is proposing a brand-new manufacturing facility near their existing operation that will produce sodium cyanide in a briquette form to allow for easier transport. The capital investment of this project is expected to reach $42.5 million and yield 20 new high-paying, full-time permanent jobs, which is a notable number for rural Nevada. One aspect of this project that'll be very unique to our region is that Cyanco expects to export a hundred percent of this product outside of the continental US. We are optimistic that this project will be a catalyst for other manufacturers considering expansion into our region, allowing us to meet some of our overall economic

AMERICAN OVERSIGHT

objectives as they pertain to diversification and participation in global markets.

Overall, the city of Winnemucca, Humboldt County, who's represented by Dave Mendiola here today, and NNRDA are excited that Cyanco is considering our region for this project, and we look forward to the state of Nevada joining us in welcoming this branch of Cyanco to our region. With that, I would like to introduce you to the -- introduce the Board to Cyanco's President and General Manager International all the way from Houston, Texas, Mr. Paul Rostek, who will describe the project in a little bit more detail.

ROSTEK: Thank you, Sheldon. He's stolen most of my thunder quite honestly, done such a good introduction, but as Sheldon says, we've been a proud part of the Winnemucca and Humboldt County communities for more than 25 years, and it is an excellent working relationship we have with the city and the county that drives our ownership and our management to want to continue to invest in our facility at Winnemucca. Sodium cyanide is a critical part of the mining industry. It's really the only chemical that can liberate gold and silver from the [inaudible], economically and [inaudible]. When we first started production in 1990, the plot was 28 million pounds capacity. We've made significant investments over the years. It's now over 200 million pounds of capacity, but globally, the product is used in a solid briquette form.

AMERICAN OVERSIGHT

Here in Nevada, the mines would prefer to take the product in liquid form. It's easier to handle, it's safer, and it just is a much better product in liquid form if you can economically deliver it, and we can out of our Winnemucca facility to the high concentration Nevada mines. What we're looking to do is put in a solids capacity so that we can expand our ability to market the product out of the Winnemucca beyond Nevada and the US and overseas, Mexico, Canada, and beyond. The evidence that we are a safe company and we take sustainable operations very seriously, it's been more than four years since we've had our last OSHA recordable, six years since we've had our last lost time injury, and over the history of our company in Nevada, we've delivered more than two billion pounds of product safely without incident.

We put on annual training exercises for mines, for the first responders, and as I say, having a safe operation is license to operate in our opinion. The $42.5 million capital investment we spend over the next two years, look to start up operations in early 2020, and as I say, generate 20 full-time jobs, 16 of them qualified operators. The others will be engineers and professionals, and then during the construction phase, it will also provide a significant amount of temporary employment, and beyond that, local employment in the supply chain side of our operations. So, with that, I'd just like to say on behalf of Cyanco, its current and its future Winnemucca personnel, your thanks in continuing to support our company in

AMERICAN OVERSIGHT

Nevada, and we look forward to continuing our reinvestment in Winnemucca in Nevada.

SANDOVAL: Thank you, Mr. Rostek, and they said -- Mr. Mudd said you're from Texas? That Texas accent that you've got there.

ROSTEK: I think I should get extra credit, because England's playing the World Cup [laughter].

SANDOVAL: Yes. What's the score? Do you know?

ROSTEK: It was one-all when I left.

SANDOVAL: Oh, boy. You must be dying. I'll make this go fast [laughter]. In any event -- no, this is -- and I'll echo Mr. Mudd's comments, that this is an exciting opportunity for Winnemucca and for Humboldt County. This is a really big deal, and to have 20 high-quality jobs at $44 an hour that are sustainable, it will be long-term and something that they can build on. You know, it's not often that we get the letters that we have here in the file for local support, so I know there's a lot of momentum and support locally to get this done. So, I'm not going to ask questions with regard to any of the numbers that are in the application because they're so strong. I mean, the job creation is 233% over the statutory requirement. The average wage 103% over, equipment cap X, 306% over, but I guess the question is this, and you perhaps anticipated, is I know that Nevada and Winnemucca is competing with Texas with regard to this. So, assuming favorable consideration of this application

AMERICAN OVERSIGHT

by the Board, when would you make that decision as to whether to locate in Texas or in Winnemucca?

ROSTEK: We anticipate making the decision very quickly. We are seeking some additional incentives here in Nevada, which would be very helpful to us, and we're still waiting the outcome of those discussions. But as I say, we have been in Nevada for 25 years. We own that facility and the property. Our Texas facility, we are a manufacturing facility on someone else's site, and we've been in that property for about seven years. So, our hearts are here, and we would like to make this happen.

SANDOVAL: All right, thank you very much. Mr. Klaich, are you still on the phone? I think I heard a disconnect.

KLAICH: I am on the phone, Governor, and I appreciate the opportunity. I wish I was there personally to say hello to my good friend, Mr. Mendiola, but it will have to do over the phone. I know that our Board has been -- I'm going to say admonished from time to time to not forget rural Nevada. So, when two of our first three opportunities here deal with communities of Minden and Winnemucca, it's very exciting to be able to participate in these votes, and I fully intend to support this extremely strong application, Governor.

SANDOVAL: Thank you, Mr. Klaich. Questions from Southern Nevada.

AMERICAN OVERSIGHT

CEGAVSKE: There is no one down here that has any comments. Thank you, Governor, and just want to thank you for bringing this forward to us, and I agree, Winnemucca is a great little town, and I know they'll really appreciate your business being there additional and having more job opportunities. And I saw the information from the school district also. They sent glowing comments. So, I see the communities all supportive of this. Thank you, Governor.

SANDOVAL: Thank you. Questions or comments from Northern Nevada. Mr. Kramer.

KRAMER: I want to thank you for this application, and my question is just see how we can build upon such success and to -- you know, you're exporting 100% of what's being produced there, which I think is phenomenal. To be able to be an exporter is a great thing for the state. You could have chosen anywhere. Why continue to choose to grow in Winnemucca and to grow in the community?

ROSTEK: Yes, we've enjoyed 25 years of very successful business within the Nevada mining industry, and our existing capacity is, in a sense, landlocked unless we build this solids plant. By having this solids production, it will mean that we can always run the plant at full capacity and ship out whatever isn't needed in Nevada to global markets. It also provides the underbidding of a possible further expansion down the road. Currently, we have two solution trains. By putting in

AMERICAN OVERSIGHT

this solids plant, if the Nevada mining requirements increase, we can put in a third train and convert any excess into solids and ship it globally. So, it has a much broader strategic importance company than just the initial solids plant. It can be the launching pad for further expansions in Winnemucca.

KRAMER: And one more question that's a bit technical. So, how does the solids work when it ships? It's solids that ships out to a site, and then they put it into a solution to convert back to a liquid? Is that simply --

ROSTEK: That's exactly right. The solution product is 70% water, and so you're shipping to places like Siberia, to Africa. Shipping that amount of water is very expensive, and so we make the briquettes. They look a lot like charcoal briquettes, just whiter. So, we can put them in all sorts of packaging and move it overseas much more economically without shipping the water. When it gets there, they just dissolve it, use it in the liquid form.

KRAMER: Thank you.

SANDOVAL: Thank you, and you prompt another question by me again. It's just more of a technical question, but you said that the Nevada mines use the liquid form. Is that manufactured in Winnemucca or is that manufactured somewhere else?

ROSTEK: 100% of the Winnemucca mines are using solution out of Winnemucca, and as I say, the reason we can do

AMERICAN OVERSIGHT

that is because we can put it into tankers, and it's a relatively short and economic transportation cost. So, we were the first company that really located its manufacturing close to the mines rather than what most people do, and we did in Texas is we put our solids plant in Texas close to the raw materials, and then we ship it out to the mines, but that means you have to do it in solid form. But it's much easier for the mines if they just have a truck turn up when they need it, offload it into their tanks, and they don't have to handle it or deal with it. They just apply it to the ore.

SANDOVAL: Thank you, and we happen to have somebody that knows a little bit about mines on this Board, so I was going to refer to Dr. Bennett.

BENNETT: Thank you, Governor, and thank you, too, for your patience as I was driving over here. You're right, technology is amazing that I can vote going 75 miles an hour -- 70 miles an hour on my way to the meeting. That was wonderful. Cyanco has been a tremendous community partner in northern Nevada in the town of Winnemucca and certainly engaged here in Nevada and a vital partner in the Nevada mining industry. I'm very excited about this application, but I am going to be abstaining on the vote. Cyanco is a member of my governing board of directors, and so because of that, I think it's best that I abstain, but it's a tremendous project and a great application. Thank you.

AMERICAN OVERSIGHT

SANDOVAL: Thank you, Dr. Bennett. Any further questions or comments on this application? If there are none, the Chair -- well, why don't we talk about the -- so, we've done C. The D, the Catalyst Fund, Director Anderson, did you have any comments with regard to that?

ANDERSON: Nothing specific other than it's certainly part of the package, and I will acknowledge that we're trying to work with the county on some other options as far as what the county can offer versus what our bandwidth is. This is an application from the county for Catalyst Funds, and so I'm certainly happy to weigh in with my approval, although I'm a non-voting member at this juncture. But I think it's entirely appropriate given the wages for the jobs and the quality of jobs, and again, the longevity and history that Cyanco has here in Nevada. So, we welcome you back I guess. I'm not sure if back is the right word, but we welcome the expansion for sure. Thank you.

SANDOVAL: Thank you. So, I will take two separate motions. The first motion would be a motion to approve the abatement application of Cyanco Company, LLC for a sales tax abatement, modified business tax abatement, and personal property tax abatement as presented in Agenda Item 5C.

CEGAVSKE: Move for approval on 5C, Governor.

SANDOVAL: Madam Secretary has moved for approval. Is there a second?

AMERICAN OVERSIGHT

SPEAKER: Second.

KLAICH: I would second that motion, Governor.

SANDOVAL: All right. Second by Mr. Klaich. Any questions or discussion on the motion. I hear none. All in favor say aye [ayes around]. Those opposed say no. That motion passes unanimously, and if the record would reflect that Dr. Bennett has abstained. We'll move on to Agenda Item 5D, which is a Catalyst Fund application in the amount of $100,000 for Cyanco Company, LLC. Is there a motion for approval?

CEGAVSKE: Move for 5D.

SANDOVAL: Secretary of State has moved for approval of a Catalyst Fund application of Cyanco Company, LLC as presented in Agenda Item 5D. Is there a second?

KLAICH: I would second that as well, Governor.

SANDOVAL: All right, Mr. Klaich has seconded the motion. Any questions or discussion? I hear none. All in favor say aye [ayes around]. Those opposed say no. That motion passes unanimously, and again, if the record would reflect that Dr. Bennett has abstained on the vote. Gentlemen, congratulations, good luck, and we look forward to hearing some good news in the very near future. Thank you. Go England, right? Yeah. Oh, they lost? Oops. Hopefully, that doesn't affect our application. All right, thank you. We'll move on to Agenda Item 5E, G4 Works, LLC.

AMERICAN OVERSIGHT

WALSH: Good afternoon, Governor Sandoval, Secretary of State Cegavske, Executive Director Anderson, and Board. For the record, Michael Walsh with the Las Vegas Global Economic Alliance. I'm here today to introduce you to G4 Works, LLC. Present with me today is Scott Sheldon, EVP and CFO, Jonathan Jackson, Government Affairs Specialist, and also have Eric Fletcher, Director of Government Affairs, as well as Heidi Grey [phonetic], Director of Corporate Communications. G4 works is requesting the aviation sales and use tax abatement and the aviation personal property tax abatement. They will hire seven new employees within the first 12 months of operation with an average wage of $20.52.

Their 20-year estimated capital equipment investment expenditure on equipment and aviation parts will exceed $99,500,000. This application has the full support of the Las Vegas Global Economic Alliance. G4 Works, LLC operates as a subsidiary of Allegiant Airlines founded in 1998 and now is one of America's premiere ultra-low-cost carriers. Today, the company employs over 1,400 full-time employees within Nevada and supports over 3,800 jobs across the state. Allegiant is proud of its commitment to support local communities and has been part of the Make a Wish family nationally for more than five years, having provided more than 1,000 flights to wish destinations, raising funds through on-flight sales and supporting Walk for Wishes events across the country. Through the expansion effort

AMERICAN OVERSIGHT

and new facility, G4 Works, LLC will help to continue growth of Allegiant's business and community footprint in southern Nevada. I'd now like to turn it over to Mr. Scott Sheldon and Jonathan Jackson to answer any questions that you may have and to explain the project in further detail. Thank you.

SPEAKER: Thank you, and good afternoon, Governor Sandoval, Madam Secretary Cegavske, and Mr. Anderson. As Michael mentioned, we're the premiere low-cost carrier in the United States. We've had the privilege of calling southern Nevada, and specifically, Las Vegas home since late 2003. Our headquarters are out in Summerland. We occupy roughly 230,000 square feet. It's really an exciting time for our business. For those of you that are familiar with the brand, historically, we've been an all MD-80 operator. We're nearing the tail end of a complete fleet transition from an MD-80 operator to an all airbus operator, and with that comes a lot of network configuration changes. What that is going to entail is we're going to use Las Vegas a launching ground and support base for basically all of our western destinations, and so it's a good time to look at how structured the business -- historically, we've used Arizona as both the teardown facility for our own MD-80 fleet in addition to our parts support. It's an opportunity for us to really look at, you know, continuing to partner with and enhancing what we do here in southern Nevada.

AMERICAN OVERSIGHT

As you can imagine, we are very much involved with the community. We partner with local colleges, UNLV in particular, offer internships. Eric, who's one of my colleagues, is a former UNLV alumni. We very much support the strategic initiatives such as the Silver State Works and the workforce connections that allow us to tap into a highly qualified talent pool here in southern Nevada. You know, and with that, if you have any other questions specifically for me, I'd be happy to answer them.

SANDOVAL: Thank you very much, and the first question would be what's the skillset of those new jobs that'll be created as a result of this application?

SPEAKER: It's going to be a combination from anything from parts clerks, but also to technical purchasing skillsets. So, some of these are previously engineers. If you look at the components on an aircraft, anything from power plant engineers, avionics engineers, structural design engineers, we're currently in negotiations with our mechanics that are represented by the teamsters and their application, and technically, they're employees of a legionnaire. So, that's more or less a discussion about scope, but a lot of the technical expertise that you would expect and how you procure parts and determine work scopes could be exploited through G4 Works.

SANDOVAL: And I'm pretty sure I understood what you said, but in essence, if this were approved, you would be doing the maintenance on your new western fleet in Las Vegas?

AMERICAN OVERSIGHT

SPEAKER: All the parts and tooling support would be through Las Vegas, all of our spare aircraft that we've used to support recovery efforts throughout the western hemisphere. We currently serve 21 destinations. Basically, half of our flying is on the western part of the United States. So, the parts and tooling support would be housed out of Las Vegas.

SANDOVAL: All right, thank you. I have no further questions. Questions from Southern Nevada.

CEGAVSKE: There's no questions from anybody here.

SANDOVAL: Mr. Klaich, any questions? Are you still with us, Dan? I think we lost him. Questions from Northern Nevada. Mr. Kramer.

KRAMER: I do just want to take a moment and commend you, Governor, and Director Anderson, when he was the legislator for actually passing the legislation for the aviation. This is, I think, exactly what the intent was, is to have a company like Allegiant bringing more of their operations and more of their jobs back here to Nevada and continuing to grow, and I am very proud and looking forward to supporting this application. I did want to call that out as an important piece.

SANDOVAL: Mr. Kramer, thank you, because that was going to be my concluding remark, which is fine, but that was exactly the essence of the legislation that we signed, is we were missing on a big part of business, and respectfully, to Arizona. And with this legislation, not only G4, but we've had the

AMERICAN OVERSIGHT

opportunity to bring and expand several other companies in our state, and so it really has driven economic development exactly as what was intended. We're very proud and pleased that Allegiant has chosen Las Vegas and Nevada for its headquarters. It is a big source of pride for our state, and this is an important project that continues that legacy. So, again, that was a very, very important bill, and Nevada was missing out on a big piece of business in terms of not being competitive with our neighboring states. So, thank you. If there are any -- if there aren't any further questions or comments, the Chair will accept a motion for approval of the abatement application of G4 Works, LLC for an aviation sales tax abatement and aviation personal property tax abatement as presented in Agenda Item 5E.

BENNETT: So moved.

HAVINS: So moved, Governor.

SANDOVAL: Dr. Bennett has moved for approval.

HAVINS: Okay, I'll second, Havins.

SANDOVAL: That was Dr. Havins on the second. Any questions or discussion on the motion? I hear none. All those in favor please say aye [ayes around]. Those opposed say no. And I just want to confirm, Mr. Klaich, you're no longer -- are you on the phone? And just for the purpose of the record, there was no response. So, it's a unanimous motion, but not including Mr. Klaich. Yeah, okay. All right, then, congratulations, and best of luck.

AMERICAN OVERSIGHT

WALSH: Thank you.

SANDOVAL: Thank you. Move on to Agenda Item No. 6, which are Abatement Applications for Director Approval. Our first is 6A, Figure Technologies, Inc.

SPEAKER: Good afternoon, Governor and our Madam Secretary and Director Anderson and fellow Board Members. Again, another quality company that we're bringing before you today. EDAWN supports this application. The company is Figure Technologies. They're applying for the sales and tax use abatements, modified business tax abatement, personal property tax abatements. We'll later come back for the Catalyst and the WINN training dollars. Figure Technologies is a financial technology company that leverages block chain artificial intelligence and advanced analytics for consumer products, consumer credit products. They're bringing in about a quarter of a million dollars in capital equipment. They'll start with 65 employees with an average wage over $30. At the end of five years, there will be 240 plus employees. EDAWN fully supports this application, and we -- I'd like to introduce their COO, June Oh, who is going to tell a little about Figure Technologies.

OH: Thank you very much, Governor, Madam Secretary of State, for listening to us. Figure Technologies is a new company. We started an incorporated in January. We are a financial technology company. We are a block chain company, not to be confused with the speculative Bitcoin, Ethereum, Ripple.

AMERICAN OVERSIGHT

Block chain is a phenomenal technology if you have the right use case. So, we are building -- and what block chain really is, is a technology that will cut out third party economic grant seekers and makes processes more efficient. So, our application of this is for loan securitization, whole loan sales, and loan warehousing, and to that end, there's many companies that you'll hear about who are working on block chain technologies.

What we found is that everyone will want a prototype for five to ten years, and so what we decided is that we would build a lending company to originate loans to put on the block chain, kind of prove the concept, and then we would push it out. So, what we are building is this block chain, and then on the other side, we're building a lending company, and we've done this in the past, and were relatively successful. And what we look for is gainful opportunity, which we see in the equity release products out there. So, our first product is the modified HELOC, and then we'll work on a sell-and-stay type product for retired people who are underfunded for retirement, but they have a ton of equity in their home. And so the company itself is really a company that we like to think of as innovative and cutting edge.

We push the envelope in terms of what we want to do, and we push people to think that way. We are a company that treats our employees well. We have 100% health insurance for them and their families, and we continue to add benefits for employees. Right now, we have 80, and we haven't -- we've had many conversations

AMERICAN OVERSIGHT

about the fact that we haven't yet quite launched and we don't have revenues. We got to kind of slow that down a little bit, but we are planning to launch at the end of July, which is very quick. I mean, we really built it in about four months from a technology perspective. So, we had to make sure it works.

So, the need to move into another state are a few things. California is very expensive, and we are looking to streamline the process for our customers. So, one of those things in the mortgage world that's very difficult are the notaries, right? A lot of times you have to sit in front of somebody and sign a document in front of somebody and they take a thumb print. So, what's happened is the electronic notary has come about, and Nevada as a state has -- on the cutting edge, which we love -- has passed a statute that allows for remote notary for all states, and you're one of three states that allows this, Virginia, Texas, and you guys. And we like Nevada for its proximity, and when we came to visit Reno, EDAWN was phenomenal in their sales pitch of Reno.

I was very impressed with what Reno has done, and in general, I'm very impressed with the local and state government in terms of their commitment to the residents of this state. I think that's refreshing. I think that's awesome. I don't hear much of that in California. They just like to keep taxing us. So, I think that, you know, the transformation of where Reno has come and the commitment to their residents is a place that we'd

AMERICAN OVERSIGHT

like to be, and incentives are excellent and really important to us, because we are a new company, and while we're well-funded, we're pushing the envelope on many different fronts. We also were talking to Washoe County on our property title project which we want to put on block chain. So, I think that's all the points that I need to make.

SANDOVAL: No, thank you, and excellent, and you've been sitting in the room with the other applications, but what are the skillsets that you will be seeking for your job applicants, and how many of those positions will be relocations?

OH: Yeah, I apologize, because I did hear you ask that question, and I meant to address that. So, we are open -- as we make all these explorations and as we apply for the incentives that you guys have available is we are open to moving our headquarters here. You are an incredibly friendly state in a lot of ways. It's beautiful. So, before we make that big decision, because there's a lot of executives in San Francisco, we would have customer service reps who I would -- there's a variety of people who go into customer service, and there's a lot of UNR grads, for example, who are looking for opportunity and love what we're doing, and they're in as customer service. And so what I've told them -- and I actually had a conversation with a number of them this morning -- is we would love to provide lots of different paths for you, and we are building wealth management. We're going to have an asset management arm. So,

AMERICAN OVERSIGHT

there's a lot of opportunity for a lot of different ways they can go. What I see in front of them is potentially certified financial planning certifications or registered investment advisors so they can actually give advice in our wealth platform because they want to be on the phone with customers.

We are looking to hire marketing people here. We are looking to hire -- I did -- Stan did a great job in introducing us to the UNR engineering people who I'm talking to about the growth that they can have for engineers because of the new building, because there's always a shortage of engineers. So, we are open to hiring all parts of our company here and grow it and be completely committed.

SANDOVAL: Thank you, and, you know, that's an exciting development, and it's good to hear that you've already had that outreach with the university. I'd encourage you to reach out to UNLV as well just like I had encouraged the other company to reach out -- Bigelow to reach out to UNR, because they're really -- it's interesting, because there are a lot of Reno students that are at UNLV and a lot of Las Vegas students that are in Reno. So, there's a real opportunity there, and they're actually constructing -- in the beginnings of constructing a new engineering school -- building I should say, not school, but building at UNLV as well. So, it really creates a lot of opportunities for young men and women across the state.

AMERICAN OVERSIGHT

You are up and running or when would you be up and running assuming favorable consideration of this application?

OH: Right. So, we actually have jumped the gun, because that's what we do, and we have about 13 people that we have hired in Reno. There is one little thing that is right at the finish line and right about -- after this hearing is we just need a little bit of a tweak to the notary statute, because what we are all about is we are about customer, employee, and investor, and so we like to make our process as simple as possible for our customers and employees. You know, we never say the customer is always right. If a customer calls in and starts screaming at our employee, that's not okay. So, what we're asking for is really just something that will help make the process really simple and not aggravating for the customer. So, that's a point that we are working on.

SANDOVAL: And then just finally, not a question, but just a compliment for the benefits that you provide your employees. That's extraordinary and really helps with the quality of life, and I appreciate your kind comments about the state as well as the region, because that's something that we've really endeavored to foster through the years. And to have a company of your caliber, and frankly, breakthrough company to see Reno and see Nevada as a place where you think you can grow and thrive is a great outcome, so thank you.

AMERICAN OVERSIGHT

OH: And we'd also -- I mean, wherever we are, except for maybe San Francisco, we like to get involved in the community, and I do have engineers in Montana, and they go back to the university, and they teach a class. And so we do get involved in the community, especially in the smaller population states, because there's a lot of opportunity for us to help. So, we are very interested in that as well.

SANDOVAL: All right, I'll start in Northern Nevada. Any questions or comments from Northern Nevada? Mr. Kramer.

KRAMER: This is a fantastic application, and thrilled to see growing in Reno. A couple, I guess, comment, question, one of the things I'd say is that northern Nevada, I think, is quickly developing, and the state as a whole, a reputation on innovation with block chain technology, and I hope that you have a chance to connect with a company called Filament. It's one of the startups that's doing some incredible hardware work on block chain technology that's about as innovative as anything you'll see in the world happening right downtown at the post office in Reno, and make sure you can connect with them. Just a question on the underlying technology. Is this more like creating smart contracts utilizing the block chain or is it securitization of assets with block chain technology? I'm trying to kind of get a little more clarity on what exactly you're doing, just curiosity.

AMERICAN OVERSIGHT

OH: Okay, so, we could talk for a long time about this, and Stan said he would kick me at some point when I take too much time. So, the thing about block chain is it's about encryption, right, and it's about immutability. So, what you want to put on the block chain itself is something that's not going to change, and you need chain of custody, right? So, that's why property title is a great use case for this, because they already do chain of title -- I mean, chain of -- yeah, chain of custody. So, in our case, the loans going onto the block chain, you have, like, a genesis loan packet that you put on there of everything that happened in the application, and then from that point on, you add on -- it's always an append. You never update. So, you append the funding. The funding actually happened, and there's proof that it happened. So, you don't listen to a lender that says they funded the loan when maybe they didn't. So, it sort of cuts out the malfeasance and the fraud, and then every time the borrower pays, that gets appended to this record. And so if you wanted to, as a borrower, you could see the entire record of what happened to this loan, and that gives the buyers and the rating agencies a lot of transparency that they don't have today.

Like, today, if they wanted to see performance of loans, they'd have to go and ask the servicer, and it might take a week to get them that report, and so this gives them a way to -- for loans that they own, they can -- they can go in and check the

AMERICAN OVERSIGHT

report or they can check the loans anytime they want. So, securitization really is a process where you have an underwriter, an auditor, a custodian, a trustee, a lawyer. So, you have all these people that take economic rent, and this technology takes it away, because you don't have to re-underwrite the loan, because you can see the loan that was underwritten in whatever credit box that we were told by the originator, and you can see that that happened.

A lot of times the originator makes mistakes. Everybody makes mistakes, and so we might re-underwrite the loan before it comes onto the block chain and see that it was underwritten outside of that credit box. So, we're not going to stop it from going on the block chain, but what will happen is the buyer will see that it's not under the credit box, but it's still a performing loan, so they'll bid a lower price for it, right? And they'll still buy it because it's performing, but they can get it cheap because it was a mistake. Does that make sense?

KRAMER: A hundred percent, actually. This is a lot of my life. So, no, it was just fascinating to hear and look forward to welcoming you here in northern Nevada.

OH: Thank you.

SANDOVAL: Questions from Southern Nevada.

BARRETT: Yes, Governor, thank you.

SANDOVAL: Yeah, Mr. Barrett.

AMERICAN OVERSIGHT

BARRETT: First of all, I appreciate the compliments about Nevada, wonderful, and do we have a de facto endorsement from you that we could use in an advertisement? I appreciate that. It's really resounding to hear that over and over, and I think with the recent tax law changes, it's even more in demand for us to come here. So, thank you for that. In regards to the company, is the company involved in lending? Is it a bank, is it a lender, or is it a servicing company, technology serving company?

OH: We are a lender, so we will be originating loans. Right now, we are doing near-term servicing, which means that we are taking payments, and we will ultimately build out an entire servicing system and bring servicing in-house, because servicing has also had a really bad reputation in terms of treating the customers poorly, so we want to do a better job with that. So, we would like to take over the entire chain of it. So, that's one part of the business. That's Figure Lending, and then you have Figure Technologies as the holding and then the block chain pieces, and then you have asset management and wealth, and we don't really do small.

BARRETT: Small meaning dollar amount?

OH: Small company. We don't do small.

BARRETT: Small company, and so in the future, lending is another company, and that's your capital lending source, Figure Lending?

AMERICAN OVERSIGHT

OH: Figure Lending is our lending arm, and we will -- there will be a lot of revenue generated from the lending arm. Asset management and wealth are other parts of the business that will be under Figure Technologies holding company, but will be a different part of the company, different entity.

BARRETT: So, I hope that we'll see you back in front of us with Figure Lending.

OH: Well, I don't know if I need to be in front of you for Figure Lending. What I do know, since you brought it up, is that we --

BARRETT: No, my comment is for you to be moving your people here.

OH: Yeah, so, we are not a -- we are not a bank charter. We do not have a bank charter. We are state-by-state lending, a non-bank lender, if you will. So, what we do is we apply to all the states that we need to for lending licenses. So, with Nevada, not to put anybody on the spot, we did put our application in. We haven't received the license yet. So, when we launch --

BARRETT: So, my final comment is that I think it's a great compliment to us, again, as a state that you see the resource of people here to work with you, and only one last question. In your application, you indicated that you're looking at other locations. You mentioned that you jumpstarted in Reno. So, you have your foot in operations, but you also showed that a

AMERICAN OVERSIGHT

competing location with Las Vegas, and I just would like to make a plug for don't forget to come down here. We'd love to see you. Thank you, Governor.

OH: I think that it would be very interesting.

SANDOVAL: We are one state [laughter].

BARRETT: Thank you.

SANDOVAL: No, thank you, and so I would -- how long has your application been in just out of curiosity? You said you're waiting for a decision on that.

OH: I think we put all the applications in -- not sure, probably May or June.

SANDOVAL: Yeah, Ms. Manthy [phonetic] is not in the room. Director Manthy was in here before. She's actually the Director of Business and Industry, and she was in the room a few minutes ago. So, in any event, we'll follow up with that. I'm sure they'll handle it in the most expeditious manner they can, but I'll check.

OH: Thank you.

SANDOVAL: All right, any -- no, actually, I did have one more question. So, with regard to marketing, to whom would you be more marketing to in terms of future customers?

OH: Oh, this is our consumer marketing arm. So, we have a business development that will bring on the members of the block chain meeting. We'll have other originators on and buyers and sellers and rating agencies on the other side. So,

AMERICAN OVERSIGHT

when I say marketing right now, that's consumer marketing. So, we need brand people. We need digital marketers. We need people who understand how to market. It's not my thing.

SANDOVAL: Understood. All right, if there are no -- are there any further questions or comments? I'll turn it over to the Director.

ANDERSON: Thank you, Governor. I will put on the record as well that we are working on the -- the County is working on the Catalyst Fund application. We expect that to circle back for the September meeting. I think just logistics-wise, we didn't get that application -- they hadn't presented that to us in time for this meeting and as well as the WINN program and looking to help pipeline some qualified employees to the marketplace in general, but specifically to the block chain industry. This one, too, because it is a financial institution as determined by you and the Department of Taxation, modified business tax is not abatable in this application, which is partially why we're doing the Catalyst Fund, but also because of great jobs that you're creating. So, we're certainly excited to see that application move forward. As the Governor has mentioned several times as we look at the New Nevada, creating a very diverse workplace, diverse workforce, and diverse employment center is key, right? It's one of those things that we look at, you know, what is going to be a catalyst for sustainable growth, an innovative, disruptive company likes yours, and a good

AMERICAN OVERSIGHT

disruption, not a bad one, based on really cutting edge technology that feels a lot like -- you know, when I started my first business back in '96, it was just as the internet was coming around. It feels very similar. There is a technology that is a platform for so many different use cases, and I think the use case that you've identified seems very applicable and becomes a consumer-driven or a cost-saving measure as well as a protection measure for the consumers as well. So, I'm excited to see the outcome there, but it's also very, you know, knowledge-based and entrepreneurial. While it may be one use case if we look at the general marketplace, we look at a very great opportunity to see entrepreneurs spin off with other use cases and opportunities that every innovative company tends to produce, right, smart people that come up with more ideas and keep generating that, and so we're excited to see that I think. In Nevada as a whole, we certainly see that driving in both Las Vegas and Reno. So, we're excited you're here, and I am certainly excited to see the outcome and the growth of what you have to build and the excitement of what that means to our economy and certainly happy also to approve the application and look forward to many successes down the road.

OH: Thank you.

SPEAKER: Thank you.

SANDOVAL: Congratulations, and we'll see you soon. Thank you. Our next Agenda item is 6B, Polaris Industries, Inc.

AMERICAN OVERSIGHT

HASKIN: Good afternoon again. For the record, Andrew Haskin, Director of Business Development at Northern Nevada Development Authority. I'm here today to present Polaris Industries for the purpose of seeking state Catalyst Funds as part of the company's expansion into the state of Nevada. For more than 60 years, Polaris Industries has been making high-quality, breakthrough products. The company has grown into one of the world's largest powersports companies. Today, Polaris offers a diverse portfolio, best in class brands, and has grown to become a global powersports leader, providing some of the bestselling brands in the industry, including the RANGER utility vehicles, RZR recreational side-by-sides, and Indian motorcycles.

Polaris Industries will be establishing a new western United States distribution center in Fernley, Nevada. The company currently has existing distribution centers in Ohio and South Dakota, but is looking for western United States presence to maximize efficiency and deliver speed to the company's customers. The company intends to invest $34 million to construct a new 475,000-square-foot facility, invest $13.6 million in capital equipment, and add 64 new jobs with an average wage of $21.95 per hour. NNDA fully supports Polaris' incentive application and respectfully requests approval of this application, and with that, I will turn it over to Mr. Paul Eickhoff.

AMERICAN OVERSIGHT

EICKHOFF: Thank you, Andrew. Good afternoon. I would like to thank Governor Sandoval, the distinguished Board Members, and the Office of GOED, the Governor's Office of Economic Development, for once again including us on the Agenda. My name is Paul Eickhoff. I'm the Senior Director of Distribution for Polaris Industries and the lead for this project. At this point, I'd like to give you a brief refresher overview of our dynamic project. Polaris Industries is an industry leader in powersports equipment. We were founded in 1954 in Minnesota with a focus on snowmobiles. Over the last 60 years, the company still manufactures snowmobiles, but we now offer products such as ATVs, motorcycles, and after-market parts, and as of last month, a boat company also. Our product offerings include premium brand names such as Indian motorcycles, Rubicon, Smittybilt, Transamerican Auto Parts, Slingshot, along with Polaris brand vehicles.

Polaris is committed to being a highly customer-centric, efficient growth company. We relentlessly pursue product superiority, safety, and value improvement. Our success would not be possible without the 11,000 employees worldwide. We offer employees competitive wages with benefits. In addition, we offer bonuses and stock options. Now that you've heard an overview of the company, I'd like to discuss this exciting new project in western United States. This project will consist of brand-new 475,000-square-foot distribution center in Fernley, Nevada. We

AMERICAN OVERSIGHT

anticipate hiring approximately 64 employees over the next 24 months as a part of the project with the potential of reaching 100. The estimated average wage for these employees will be $21.95 per hour with benefits which include medical, dental, 401K, merit increases, and the opportunity for bonuses and stock options. The investment is an estimated $47 million in real and personal property, and we anticipate the facility being operational in Q2 of 2019. We truly appreciate being considered for the Catalyst Fund, and we look forward to a continued partnership with the state of Nevada, Lyon County, city of Fernley. I'd be happy to answer any questions. I also brought a picture for you.

SANDOVAL: No, go ahead and show that again if you can get the camera on that. That's a good-looking building. So, welcome back. I mean, it's only been a month I think or maybe less, but welcome back, and, you know, first of all, thank you for making that decision to come to Fernley and come to Lyon County. I don't have any questions because you were very thorough last month. In my mind, nothing has changed since then, and in fact, it's gotten better because of the significant investment. So, this is for Director approval, but this is something that I fully support, but thank you.

EICKHOFF: Thank you.

AMERICAN OVERSIGHT

SANDOVAL: Questions or comments from other Board Members on Polaris Industries' application for a Catalyst Fund grant. Dr. Bennett.

BENNETT: Thank you, Governor, and it is delightful to see you back here again. I was out over the 4th of July, and many of my friends had their Polaris RZRs, and they were zipping around, and they were very happy with those products. And it's nice to be able to call that a Nevada company now and really appreciate that. Governor, I don't really have a question for Polaris, but I was doing a little bit of math here. I'm a product of the Washoe County School District, so I think my math skills are pretty good. I believe that there are more primary jobs being created in the rural counties with our Agenda today than in the urban counties, and I think that's very exciting, and it's because of companies like Polaris who have seen the potential in Nevada and are willing to make that investment, and I'm very excited about that, so thank you.

SANDOVAL: Thank you. Other questions -- any questions or comments from Southern Nevada?

CEGAVSKE: Nothing, Governor. Thank you.

SANDOVAL: Then I'll turn it over to the Director.

ANDERSON: Thank you, Governor. It would be a little awkward if I changed direction, because the Governor has already given you a glowing endorsement. So, this one a pretty easy one. Plus, he was quoted in your press release as well. I think this

AMERICAN OVERSIGHT

a great win for Fernley. I would also compliment Polaris for making that decision. I think it's a wonderful community, and they're going to -- you know, it's a feather in their cap as well, and I think you'll see that pride of community reinforced as you guys continue to grow and develop there. I have to give a thank you and a shout out to Lyon County as well for working with us and our office to make sure we got this Catalyst grant done, and it was -- we had planned it to be done for last meeting, and again, just logistics and paperwork didn't get done in time. So, we're happy to have you back, and thank you for coming back for this. Again, it's a pleasure to have you in the state of Nevada and happy to approve the Catalyst Fund application.

SANDOVAL: Congratulations, good luck. We look forward to that ribbon cutting.

EICKHOFF: Thank you. We're planning that for early August. I have a meeting on Friday. So, we'll see if we can [inaudible].

SANDOVAL: Fabulous.

ANDERSON: Governor, could I -- sorry, after the fact, but I had just one more comment.

SANDOVAL: Of course.

ANDERSON: But Polaris was one that came in with certainly initial application, and I also need to give you guys some great thanks for working with us on that wage scale. It was something that -- in a distribution center, certainly that's a

AMERICAN OVERSIGHT

big driving decision factor when it comes to the cost of wages and personnel, and you guys are producing some great jobs there, and we look forward to seeing continued growth. Thanks again.

EICKHOFF: Thank you very much.

HASKIN: Thank you.

SANDOVAL: Thank you. Before we move to Agenda Item No. 7, I want to move just quickly back to Agenda Item No. 3, which are comments, and I wanted to build off Dr. Bennett's remarks. I mean, I think today is another example of just a very impressive Agenda. We've gone from distilled spirits to aerospace to cyanide in mining to aviation to block chain to an international distributor all in one meeting. We covered the communities of Las -- or city of Las Vegas, Minden, Fernley, Winnemucca, north Las Vegas, and Reno. This is exactly what we contemplated when we built the Governor's Office of Economic Development. I truly want to compliment Director Anderson, his team, everybody at the Governor's Office of Economic Development, as well as the local development authorities for all of their hard work, because it really has come together. And Dr. Bennett made a really good comment, because I hear it all the time in a positive way. You know, what are we -- what are we doing for rural Nevada? And here we are with three very significant projects that are going to help Douglas County, Lyon County, and Humboldt County. So, I'm really excited about the Agenda today, and thank you for making that comment, Dr. Bennett. So, let's

AMERICAN OVERSIGHT

move to Agenda Item No. 7, Workforce Innovation for the New Nevada (WINN) Fund Program for Board Approval, the Ratification of the SNAP Pilot Program. Director Anderson.

ANDERSON: Governor, this was one that was on the last Agenda. It was a bit of an oversight on our part that the dollar amount exceeded Director approval. This is really sort of a ratification of the program that we did discuss. Stacy is down -- from our office is down in Las Vegas if you'd like her to come up and give an update. Stacy, if you'd come up to the mic and give us a quick update of any -- well, of any updates we might have.

VOSWICK: Good afternoon. Stacy Voswick [phonetic] for the record, Workforce Development Program Coordinator. This is phase two of a project that's already been approved as well, so in addition to the ratification. Western Nevada College was the primary education provider in phase two with an initial plan to serve 20 individuals on SNAP, or food stamps commonly referred to. This phase two came to us as an expansion to add 100 spots based on the success. So, that first phase for Western Nevada College, they over-enrolled. So, there is obviously a need and an interest and demand in that area. This second phase is looking at 100 individuals. Both Truckee Meadows and Western Nevada College are in the process either ramping up or getting those programs going here in July. So, we'll see more robust data on how that program is going come next quarter. So, around

AMERICAN OVERSIGHT

October, we'll have more data on that as well, but I think one of the things that I really wanted to stress and highlight is looking at these pilots and looking at how our investments with state funds can basically expand these opportunities.

So, one of the reasons that this project came to us and through WINN funding is that when you utilize state funding or local funding in investments and providing training to recipients of SNAP, that opens up, unlocks federal investments back into those educational institutions to expand opportunities for program development and meeting the demands for local employers. So, not only is that done here within the pilot, but it's also creating a platform for us to do that for every WINN project. Those are my updates.

SANDOVAL: No, thank you, and I don't know if you know the answer to this question, but do we anticipate that we'll be moving into southern Nevada as well with CSN?

VOSWICK: Yeah, so, that's part of what I wanted to stress, is that with the projects that we funded both in manufacturing skills and also with our technology and health projects that have recently come before this Board is using that platform and integrating it into those projects, and so that process is already undergoing.

SANDOVAL: And I may have said this last meeting, but this is really a great program, and we knew that there were a lot of individuals that could really change their lives, frankly,

AMERICAN OVERSIGHT

that are on this program, but have -- I think we called it upscaling before, but have an opportunity to get into this workforce that we've talked about today. So, these are candidates that otherwise may not have had an opportunity to get training like that's going to be offered here. So, I think this is money that is very, very well spent. All right, any other -- any questions or comments from other Board Members on Agenda Item No. 7? If there are none, the Chair will accept a motion for approval of the ratification of the SNAP Pilot Program as presented in Agenda Item No. 7.

BARRETT: So move, Governor.

HAVINS: Second, Havins.

SANDOVAL: Mr. Barrett has moved for approval. Dr. Havins has seconded the motion. Any questions or discussion on the motion? If there are none, all those in favor say aye [ayes around]. Those opposed say no. That motion passes unanimously. Congratulations, let's keep up the good work. We'll move to Agenda Item No. 8, Workforce Innovation for the New Nevada Fund Program for Director Approval, Growing the Nursing Workforce to Improve Population Health Outcomes and Create Jobs in the State of Nevada. Director Anderson.

ANDERSON: Governor, I believe this is one that we may have withdrawn from the Agenda. If Stacy is still at the table, I'd ask for clarification from her.

CEGAVSKE: She's coming.

AMERICAN OVERSIGHT

ANDERSON: Okay.

VOSWICK: And I thought I was done. This project is actually going to come back in a revised form for our September meeting, because we're bringing more employer partners into this project. So, it'll be an expanded application you'll see next Board Meeting.

SANDOVAL: Thank you. It was worth the wait. All right, then we will continue Agenda Item No. 8 until our next regularly scheduled meeting, which will be in September. We'll move on to Agenda Item No. 9, Performance Measures Report. Mr. Potts.

POTTS: Thank you, Governor, Madam Secretary, Members of the Board. For the record, Bob Potts, Research Director at the Governor's Office of Economic Development. So, I'm going to walk you through this performance report, what our agency has been up to, economic development agencies across the state through the second quarter of 2018, of this year. This report is a little bit different than those that I have presented in the past. It gets kind of wonky, if that's the right word. We have Board meetings every other month, and I do metrics on a quarterly basis. So, generally, I present the first quarter metrics at the May meeting, but because we had such a full Agenda at the May meeting, I decided to put it off until July. But because we had so many companies at the May meeting, I thought, you know, I need to include all that information in as well. So,

AMERICAN OVERSIGHT

I've tried to highlight throughout the report the dates so everything is consistent there, but also as I walk and talk you through this report, the different timing, okay?

So, on the cover page, this dashboard that I have here, everything on there is as of the first quarter of 2018, okay? So, that's so we can do apples to apples comparison between what happened in the previous quarter, the fourth quarter of '17, as well as against the first quarter of 2017 last year, okay? If we go to the next page, this is where we get into the business development side of things. So, this includes everything that's happened through June except for the non-incentivized assisted companies, because the RDAs have until the middle of the month following the end of the quarter. I don't have all that information yet. So, everything I talk about here is going to be conservative. The good news is, is everything is really good without those being added in there, so it can only get better.

If we look at the job side of things, so if we look at the first six months of this year ending in June, year to date, 2,294 jobs. That's a two-year estimate. That's an 18.5% increase over what it was the same period last year, 35 companies, 9.4% increase over what it was last year. If we look at the 12 months ending in June, current job counts, the two-year out and the initial jobs, 6,372. That represents a 19.5% improvement over last year the same time, 77 companies, 13%. If we look at the buildout job numbers of those jobs through the first six months,

AMERICAN OVERSIGHT

they add up to 11,325. That's a 32% increase over the 12 months ending last year in June. Okay, if we go down and look at the companies over the last six months that we've assisted, those 35 companies, most of them are manufacturers, almost evenly split between manufacturers and logistics companies. Eleven percent of them were technology companies, and then it was split across -- the 20% balance was split between our other target sectors. Okay. The graph up there kind of outlines why I don't have complete information for the last -- or for the second quarter of 2018.

If we look at the wages paid, big bump up. Average wage is $28.59 for the first six months of the companies that have been brought in. That's a 37% increase over what it was the six months -- in the first six months of 2017. The table at the bottom, I'm only going to talk about the bottom row on the lower left where we talk about the annual assisted companies. If you look through June, we've just about -- we're almost double of everything in 2017. Initial jobs is a little bit behind, but where the big bump up is on capital investment. We're already $133 million above on cap X compared to what we were last year over the first six months. So, that's a big bump there.

Going up to the right there, the contract and actual jobs, I put this in here. This is new incentivized companies so I can track over time what the abated companies, what they have on their contract amount and what they're actually doing, going back

AMERICAN OVERSIGHT

and look at DETR's records, okay? And I put in there all years actual above contracted is 6,142. That's 44% -- the actual job counts are 44% above what they were contracted to do. So, they're outperforming all the abated companies. I wish there were a way that I could track expanded companies, you know, local companies that are expanding. I can't do that because DETR doesn't delineate when jobs come online, but this is a solid indicator of what -- the companies that are getting abated, how they actually perform.

Go to the next page, talk about capital investment. As I've mentioned before, the stock chart here, that's the capital investment of large-scale projects. So, it doesn't include like Tesla. It doesn't include like Apple or Boulder Solar Power, also doesn't include aviation and data center abated companies because they're structured so differently. So, for comparison, so through June, we've had $329.8 million in capital investment. Roughly half of that $175 million, was in the first quarter, $155 million in the second quarter. So, it's kind of split there on the capital investment, but big capital investment, even if you pull out the aviation and data centers. Okay. If we go over to the aviation and data centers on the righthand side of the page, in the first quarter, two companies applied for the aviation abatements with a total capital investment of $186 million. On the data center side, we had one company that applied for a data center abatement in the first quarter with capital investment of

AMERICAN OVERSIGHT

$18.6 million, and then I'll have more after this meeting to add to this chart.

So, going down to the pipeline at the bottom, because I rely on the RDA information for this pipeline report, I only have information for the first quarter. You can see that there's a big bump up in new leads, prospects, and our WINNs are also up. I mentioned earlier that for the first half of the year, we assisted 35 companies, which will go up once I get the RDA reports back, but just looking at the first quarter, there were 23 WINNs, okay, in the first quarter. We move from 108 to 165 leads from the fourth quarter to the first quarter. Leads are up 92% over what they were a year ago. Prospects are up 38.5% of what they were a year ago, and WINNs are up over 53% of what they were a year ago.

We go to the next page, it's the International Trade Division, and I know -- so, I talked to Director Vinwagnin [phonetic] yesterday, and I said, you got anything new for me? And he says, I got a lot of new. I just don't have time to give it to you. I said, so, what's the high level? And you had already mentioned it, Nevada Global is a big deal and the collaboration, that they're putting that together to help provide a landing spot for foreign companies and workers, and then of course the trade mission to Spain in the Basque region. So, getting back to the first quarter, though, when I talk about the global recruiting pipeline, I'm talking about active leads

AMERICAN OVERSIGHT

because of the amount of time it takes to convert an international opportunity to a real WINN, and what I do is I pull out those that have become inactive. So, currently, we have 46 active leads after removing the inactive ones with an additional ten that we're throwing in. We have 12 prospects right now with two new ones after removing those that have been inactive.

The International Trade Division had a lot of activity going on in the first quarter that's all spelled out in these bullets down here at a very high level, spent quite a bit of time in consumer electronics show that led to relationships with Netherlands, Mexico, Quebec, and it also built into an inbound site visit with Turkey, looked at some sites. They also hosted some delegates from South Africa to talk about trade opportunities and to prepare for the upcoming trade mission. They also facilitated an inbound trade delegation from Canada talking about advanced industries and innovation and a number of things in that space. They also had a visit from the Embassy in Spain talking about the Smart Cities Program and some of the current projects and challenges that are faced on the infrastructure side of things. And lastly, seven STEP grants were awarded to help small eligible businesses with their exporting.

Going to the Procurement Technical Assistance Center, it's having a very successful year. In fact, two quarters into their fiscal year, they were already ahead of all the performance

AMERICAN OVERSIGHT

metrics for the previous full year, but through the third quarter, their number of contracts are up by 43.5%. The contracts amounts are up by over 125% over what they were last year's total. So, nine months against 12 months, and they still have that kind of improved performance. The number of clients slipped slightly in the fourth quarter -- or in the third quarter of their fiscal year down to 1,454. So, when I talk about they're still -- have this growth or annual growth, it slipped slightly in the fourth quarter, but they're -- or third quarter, but they're still well above their long-term trend.

I asked Joan Ruben, the Director in our office that runs PTAC, and she says it's because of the coordinated effort with, like, business and industry, the Small Business Administration, with Small Business Development Center. And then she also believes that a lot of the free training seminars and things that they put on make a big difference.

Looking at the Emerging Small Business Program, they report on a semi-annual basis. So, we have all the 2017 stats now for the Emerging Small Business Program. Currently, there's 1,139 total businesses certified in the state to do business with state and the urban local governments. That's up about 31% over 2016. If you look at the number of businesses that have been solicited to submit a quote, bid, or a proposal on a contract, that now stands at 1,431. That was a huge jump, 335% over what it was last year, and that's largely because of the Clark County School

AMERICAN OVERSIGHT

District had a huge marketing campaign. So, a lot of contracts solicit out there.

The contracts awarded were up by 4.3% over 2016. There were 1,015 contracts awarded in 2017. The amount was up by 7.9%, bringing the average up to 3.4% on the contract amounts on the ESB. So, they've grown every year since their inception from the 2013 legislative session.

Next page, going over to the Film Office, talking about the Film Office, in the fourth quarter, the Film Office in fiscal year '18, so they finished. I got all this latest data through June from the Film Office. They reported an additional 103 productions, bringing the fiscal year total to 333 with total local production spin in the state of over $50 million. In the table on the left there, I had 2018 YTD. You can get rid of the year to date, because it's a complete year's worth of data that they have there. The projects down below at the bottom table, those are the significant projects where there was more than a million dollars spend in the state as well as what those project types were.

I also have the last two quarters of responses from their customer satisfaction survey, their client satisfaction survey. Every response was very good. So, they hit the ceiling all across the board. Sometimes I think I need to pull that chart out because they're always either really good or very good. So, anyways, a lot of satisfaction with the Film Office.

AMERICAN OVERSIGHT

The Community Development Block Grant Program, so that underwent some big changes in 2017 when Carson City reverted back to the state CDBG program, and so I kind of changed the layout here. So, in 2018, there were 14 grants. The total grant amount was a little over $3.5 million. The rural CDBG program, they got a little over $3 million, and the urban had five grants with a total allocation of $462,000. Okay. Since 2016 and going forward, we've really tried to change the focus of the CDBG program to fund smaller grants that had an economic development focus. If you look at the table there, the lower righthand corner, it says 87% were economic development focused, right? If you take and you compare that to what it was like prior to 2015 and earlier, it's over three times as high for economic development focus for the rural CDBG grants. Rural grant progress is all there in those bullets, and I won't go into a lot of detail on that one. You can read that.

Then we go to the next page. This is where we move over to the job and sector overview. This is all the most current I could get through the second quarter of 2018. The new job numbers come out next week. These numbers are based on -- at least on the statewide jobs and Unemployment rate is based on the May numbers. Nevada now stands as the fastest -- now has the fastest job growth in the nation, record employment levels of 1.37 million workers, year over year job gains of over 37,000 workers, 89 months of year over year gains, 70th month of

AMERICAN OVERSIGHT

outpacing the nation. And it's not just job growth, but we're number five in GDP growth in the country, so running on all cylinders.

SANDOVAL: Mr. Potts, I didn't hear you. What were we ranked for job growth?

POTTS: Number one.

SANDOVAL: That's what I thought I heard you say.

POTTS: Number one. Let's just keep it sustainable, right? But I think what really matters, and I'll talk about this next, is the structural change that we're seeing going on within that growth. The growth matters, right? The growth matters. It's the structural change within that growth that makes it really resilient. So, I think that's a big -- I mean, right now, we're looking at manufacturing being the fastest growth sector in the state both in jobs and GDP. Last year, manufacturing GDP growth was 17.3%, so that makes a big difference. Right now, highest weekly wage ranges on record. Before benefits, it's 955 a week, which is roughly $50,000 a year. And if we go down and we look at all the sectors, all of them showed positive growth in both jobs and earnings when compared to the second quarter of last year. Okay. If we look aerospace and defense right now, there's 14,300 workers, average earnings of $85,500. These earnings figures I'm giving you here now, they include benefits. Okay.

AMERICAN OVERSIGHT

When I looked under the hood, what was going on as far as the job growth, the job and wages growth, we're seeing bumps up in flight training as well as parts manufacturing. So, manufacturing showed up there again. If we look at business information technology, ecosystem, 63,700 workers making average earnings of almost $48,000 a year. Wages in IT, they jumped up on the manufacturing side of things. So, if you think of IT manufacturing, it was like switches and controls and relays and that sort of thing. Okay. The jobs were fairly flat with -- there's about 80 industries within this target sector, and there was a little change within all the detail.

We go to the next page, look at the health and medical sector, currently, 111,800 workers, average earnings, over $56,000 a year. The job bump was general hospitals, doctor's offices, also elderly services. Okay. And wages were spread kind of across the board as well. The national resource technology sector to the right there, 54,000 workers, $66,400 a year in average annual earnings. Most of the job growth was on manufacturing on the energy side. So, natural resources is where we combine the clean energy sector, agriculture, as well as water technologies, and where I'm seeing the jump is in the manufacturing on the energy side. Okay, if we look at manufacturing and logistics, lower left there, 125,000 workers, $59,000 a year, a little over $59,000 a year. Jobs were in really two places, warehousing and storage, 800 workers. So,

AMERICAN OVERSIGHT

there was 2,700 workers growth in the second quarter, 800 in warehousing and storage, but the big one was storage battery manufacturing, 900, and I think those numbers are slow coming. We're going to see more of that. That's what I'm getting at. Wages are spread. There's 467 industries within this combined industry of logistics and manufacturing.

I pull manufacturing out because it's something that we really like to stay focused on and where we've seen so much change going on, and again, that's where those storage battery manufacturing jobs have bumped up that growth, the 11,340 workers, currently, 46,200 jobs, average earnings of $56,000 a year. And then on to mining on the next page, there was little change in the jobs and wages, and where there was change, it was within gold ore mining, but it also -- I seen a little bit in silver, copper, and zinc. But it's not a big change there. It's pretty flat right now, high wages, $95,200 a year, a little over 14,000 jobs. And in tourism, gaming, and entertainment, currently, there's about 418,000 workers in that sector making on average $34,000 a year.

There was little movement in the second quarter, but if I look at what happened over the previous year, second quarter of this year over second quarter last year, there were over 11,000 workers added to the sector, and earnings bumped up about $800 a year. With that, I'll close my comments.

AMERICAN OVERSIGHT

SANDOVAL: Thank you, Mr. Potts, and I don't know how you articulate this, and not for today, but that's something that's really important to me, and I think I do speak for everyone else in terms of sustainability. And there likely is another recession on the horizon. I guess I would ask you what I hear from others is 2020, summer of that, and certainly, I want to make sure that we're set up to be resilient so that we don't have a 10% increase in unemployment and lose 175,000 jobs like we did last time. So, I don't know if you have any thoughts or comments on that.

POTTS: I think the great news in all these numbers that comes out is, again, the growth is great, but it's the structural change that makes a difference. It's diversification. That's what makes it sustainable. But when you look at the underlying industries where we're starting to see the largest growth, especially when you start talking about manufacturing, those are the jobs that don't go away easy. Okay, that's what helps really create that sustainability. I did some work earlier on looking at the change within the change and how the work that economic development -- it's not just our agency. It's RDAs. It's everybody in the state that's doing this sort of thing, you know, that's in this, where you're actually starting to see the work that we're doing starting to play out in the aggregate numbers. You know, I'll bring up manufacturing again. That's roughly 42% of the jobs that have been assisted in the last six

AMERICAN OVERSIGHT

or seven years have been tied to manufacturing at some level. There's food manufacturing or IT manufacturing or advanced manufacturing or whatever it might be. Okay, and then you're seeing how that's starting to influence where you're starting to see where that sector has been -- it was the fastest growing sector in the aggregate where you could see that influence. That's what, at the end of the day, is going to help us be sustainable. You know, business cycles happen, right? But I think you've got that -- we've got that going for us, plus an awareness of what we need to do to stay in front of it makes a difference.

SANDOVAL: Thank you very much. That's exactly the information I was seeking. Any other questions or comments for Mr. Potts from Board Members.

CEGAVSKE: None in the South, Governor.

SANDOVAL: Great work as always. Thank you.

POTTS: Thank you.

SANDOVAL: We'll move to Agenda Item No. 10, the Director's Report. Director Anderson.

ANDERSON: Thank you, Governor. I'll start out by saying this Director's Report tends to get -- there's a lot of bullet points, and they're not in order of priority. All the juicy stuff is in the middle, at the end just to make sure you read all the way through it, but I'll highlight just a couple key pieces that I think are important for the Board to hear. The

AMERICAN OVERSIGHT

trade delegation, obviously, to Spain was, I think, a resounding success. We had the opportunity to meet with a large group of companies as well as higher education, culinary institutes, a whole host of folks, and I think from the very first meeting we had with 30 to 40 companies that had interest in Nevada, and the Governor had mentioned a couple, and one in particular was building the pumps, the water pumps for the third straw in Lake Mead and how critical and important that connection was.

Currently just with the launch of Nevada Global, we did kind of a soft launch just a month before, and that Nevada Global is essentially a soft landing place, an ecosystem, if you would, for companies that have interest in opening their business to the US market and using Nevada as a launching pad for that. We have got a tremendous amount of interest in this, and I think it surprised us how quickly, as a small brush fire kind of took hold, that we -- maybe that's not the right analogy with the season, so I apologize for that up front, but we're seeing a lot of interest here. And it's exciting because I think it's pushed us to quickly grow that ecosystem faster than we had initially intended. So, with that, we will -- in the next here, we'll have a website. We'll have an onboarding process, a vetting process solidified.

We already have gone through and used Poland as a pilot project, so to speak, where we've had [inaudible] from our office there hosting companies, running them through a boot camp,

AMERICAN OVERSIGHT

helping them understand what it would take to set up shop in the US, again, using Nevada as that platform. We have several of those companies, five companies that have already committed to coming to Nevada and hopefully setting up shop and going through the Nevada version of that boot camp as well.

The Spain delegation, we already -- in November, they're bringing a trade mission of about 15 to 17 companies that have already committed, and we'll, again, run them through kind of a Nevada Global style boot camp while they're here so they understand what it takes to get into the US market. Some of them are large and mature and have some of those specialties in-house, but a lot of them -- just sometimes the basic of a business license and setting up an entity here in the state is very different from the European Union and Spain and some of these other international locations.

GOED also entered an MOU with the World Trade Center, which is owned and operated by the Las Vegas Convention and Visitors Authority. That gives us access to the entire WTO network, and so we will be advertising. They are going to advertise for us, actually, the Nevada Global platform to allow both from their member organizations, which right now, they have MOUs with 33 other WTOs, that they have access to share that information across the Board. That gives us an immense reach when it comes to looking for international companies that potentially want to be here. I have high expectations for Nevada Global, excited to

AMERICAN OVERSIGHT

see it grow so quickly. And I think between Poland and then the subsequent trade mission to Spain, and certainly in Africa as well, as we introduce that program, we'll see it continue to pick up steam.

During the months of May and June, GOED, our international division, issued nine companies a total of $43,000 through the STEP program. Those are federal dollars that we apply for, and we're able to grant those to companies that are looking to export out of Nevada, and that could be anything from going to conventions or setting up booths or actually having meetings with international -- other international companies. And we're starting to track that a little bit differently. We've applied for a little bit extra money coming into this next biennium. So, we're looking to expand that program and think in conjunction with Nevada Global. Being able to do that exchange between multiple countries I think will be a great success for us as well, or at least a multiplier effect.

NIAS, our drone entity, Nevada Institute for Autonomous Systems, is developing out a public safety program. Nevada Center of Excellence is where it's going to be housed, and the idea is to -- obviously, NIAS' role and mission is to grow that industry, and we feel like education and training, when it comes to drone usage, the rules of the road, so to speak, rules of the air, is an important piece. Recently, in the last month or so, we did a survey of industry, and this is one of the things that

AMERICAN OVERSIGHT

industry came back to us and said this is lacking. There's a gap here, and we feel like an entity like NIAS could fill that gap. That has already produced some exciting opportunities and discussions with other states looking to Utah and Alberta, Canada. We've got an MOU with them in conjunction with that, but being able to use Nevada both as a testing platform for the drones, but also for other states to send their folks here for education purpose as well. So, we think that will expand that industry.

GOED and the Bank of Nevada approved -- excuse me -- two more Nevada opportunity loans totaling $150,000. This, if you remember, was Senate Bill 126 sponsored by Senator Ford. I actually ran into him at the airport on the way up here today and gave him this update before anybody else got it, but the loan department has now approved four out of five applicants for a total of $225,000. Just for reference, this was a million-dollar fund of general funds that was put together through the office for the Governor's Office of Economic Development, and we've contracted with Bank of Nevada to look for folks that may not have the collateral or may not have -- they've got a business up and running, but don't quite meet the criteria for traditional lending, and this, I think, is going to be a great success for reaching out to those folks again to make sure that nobody's left behind in that New Nevada. And one of the case -- not case studies, but profiles of the very first application was a

AMERICAN OVERSIGHT

gentleman who owns a printing company. He couldn't get a loan, traditional lending, to buy a new printer. It allowed him to expand the products and services that he did. I believe he's located in North Las Vegas, but he was able to get a loan, buy some equipment, supplies, and has opened a whole new division for his company and intends to hire about three to four people to run that. So, very exciting in that realm.

CDBG, which is our grant program, thanks to Matt Moore in our office and his team, seen some great success in getting funds allocated. I believe the total amount was $3.1 million, but we had some revisionary funds. I think total with Carson City included was how much? $3.5 million total with Carson City included, and those are listed in the Director's Report as to where those monies were allocated. This is a great investment in the rural communities, and it certainly is more kind of community development versus pure economic development. That's an important piece of the puzzle when we look at rural communities and the history they have and the opportunity they have to develop out not only with CDBG grants, but also our mainstream program, which is up and running and moving forward as well to really showcase some of the great value we have in our rural communities.

As most of us probably already know that the IRS certified our 61 opportunity zone tracks. Something I neglected to put in the update here is we're looking to build a task force around

AMERICAN OVERSIGHT

that inclusive of industry, BNI, ourselves, and maybe some other agencies to make sure that we, one, highlight the opportunity for investment to as many people as possible, but also to make sure that as much of that opportunity fund dollars that are local stay local and are invested in some of these designated tracks, and I'll continue to provide the Board updates as we move forward on that.

The Film Office has been busy. While we've not seen a whole lot of tax credits issued quite yet, we've got a lot on the books and a lot of film production going on. That chart as well is in the Director's Report if you'd like to look at that. They also have created a new online directory. So, if you'd like to have a film filmed in your backyard, you can put your backyard into this directory. I'm not sure if that's exactly what it's used for, but this allows basically industry to update their locations and what the advantages are to filming in those locations. Before, the Film Office had a hard time getting updates and having to reach out. This is a much more consumer-driven site versus top down picking which sites are good or bad.

Together with the Nevada Department of Transportation, PTAC went on an outreach trip. This, too, I think is a great example of rural outreach from our office, and honestly, previously to coming into this position, I didn't know what PTAC did, but it is a tremendous resource for small business, medium-sized businesses to get access to contracts and navigate -- I don't know what the

AMERICAN OVERSIGHT

analogy would be appropriate there, but certainly a very difficult process. And it's nice that we have an entity that goes through and helps folks get certified in the areas they need to, whether that be small business or disadvantaged business, and then how do they gain access to the contracts both from a state and federal level. Winnemucca, Lovelock, Elko, Battle Born, Ely, and Eureka were part of this latest outreach. In our next report, we have an update on the most recent here in northern Nevada. They had several hundred people show up to an event, business owners that were looking to utilize PTAC services. So, we're excited to see that grow.

Number 35 is -- Gillian in our office, along with Stacy, are developing a WINN program, and we saw that in our Agenda today, and it's expanding and growing. We have some really key problems as far as getting a pipeline of nursing and health professionals. We believe we found -- or they have found two great solutions to that. One is to build a pipeline of trainers and then drill that down into the Clark County School District as well as -- well, K-12 education. So, at a high school level, you'll be able to train through CNEs and CNAs and get onto a nursing track right through high school, and we think there's going to be a great opportunity for that. And so we'll see that in the next -- in the September meeting.

I was going to list all the boards that Bob Potts sits on for workforce development. I ran out of ink. He has -- and you

AMERICAN OVERSIGHT

look at 38 and 40 as well as -- well, there's a whole host of them, and probably not all of them included, but Mr. Potts has been a tremendous resource for the state, and frankly, the nation when it comes to understanding what workforce development is, how that affects our ability to grow in that sustainable way, and to build the infrastructure and pipeline for what our employers are looking for, and not just the ones for today, but certainly looking into the future. So, kudos to Mr. Potts on all that he does, and even just putting these numbers together in a way that's coherent and understandable is a tremendous asset to us that the state over-utilizes. So, thank you for that. And Stacy Voswick is our WINN coordinator, and I neglected to do it while she was at the table, but she has been a tremendous resource for us, an asset to the Governor's Office of Economic Development. From the short time she's been here, she's really kickstarted some really great WINN programs. Some of these might have been in the hopper, but needed a whole lot of massaging to get them to Board ready, and she has jumped in with both feet and done a tremendous job in an area that is not that easy to work with when you have to have private industry and the education and our office and everybody on the same page. That's a fairly heavy lift, so kudos to her and everyone that's worked with her to get that done.

Governor -- oh, lastly, number 43, and not last on the list, but GOED filled our mining industry specialist. As you

AMERICAN OVERSIGHT

know, Sheldon Mudd, who was here today, moved on to greener pastures, and we've hired Mr. Joel Lentz [phonetic], who is our new mining specialist. He's got 35 years of Nevada mining and leadership experiencing culminating -- he was the general manager of the Newmont Phoenix Mine, and he'll be based in our Elko office and certainly a tremendous asset, I think, to the mining industry as a whole as well as to our office and finding ways we can better service that industry and that sector. With that, Governor, that concludes the Director's Report.

SANDOVAL: Thank you, Director Anderson, very thorough, and you've got a lot going on, but it's all to the benefit of so many people. So, I really appreciate, as I said before, you and your team's efforts. I really think we've established and created a national model for economic development. It's due to all of your hard work. Thank you. Any questions or comments for Director Anderson for his report? You cleared the decks. Thank you. We'll move to Agenda Item No. 11, which is State of Nevada Unemployment Rate Update. I think it is self-explanatory. It's great. If you looked at this sheet six years ago, it looked very different, and I'm very excited about the way that the numbers are moving. Any questions or comments on Agenda Item No. 11? There are none. We'll move to Agenda Item No. 12, Public Comment. Is there any member of the public present in Carson City that would like to make comment to the

AMERICAN OVERSIGHT

Board? I hear and see no one. Is there anyone present in Las Vegas that would like to make public comment to the Board?

CEGAVSKE: No takers, Governor.

SANDOVAL: All right, thank you. We'll move to Agenda Item No. 13. Is there a motion to adjourn? Is everyone too tired to even move to adjourn?

CEGAVSKE: No, no, no, we couldn't reach the button fast enough. We move to adjourn.

SANDOVAL: All right, Secretary of State has moved to adjourn. Is there a second?

BENNETT: Second.

SANDOVAL: Second by Dr. Bennett. All in favor say aye [ayes around]. That motion passes unanimously. This meeting is adjourned. Thank you, ladies and gentlemen.

[end of meeting]

AMERICAN OVERSIGHT

STATE OF NEVADA

GOVERNOR'S OFFICE OF ECONOMIC DEVELOPMENT
BOARD MEETING
July 11, 2018

The meeting of the Board of Economic Development was called to order by Governor Brian Sandoval at the Capitol Building, 101 N. Carson Street, Carson City, Nevada, 89701; and via video conference at the Grant Sawyer Building, Governor's Conference Room, 555 E. Washington Avenue, Room 5100, Las Vegas, Nevada, 89101.

1. CALL TO ORDER, ROLL CALL AND ESTABLISH QUORUM

VOTING BOARD MEMBERS PRESENT
Governor Brian Sandoval, State of Nevada
Lieutenant Governor Mark Hutchison, State of Nevada
Secretary of State, Barbara Cegavske
Dr. Weldon Havins, Director, Medical Jurisprudence and Ophthalmology, Touro University, Nevada
Mr. James Barrett, Jr., President and Founder, The JABarrett Company
Mr. Sam Routson, Chief Administrative Officer, Winnemucca Farms
Mr. Rob Roy, CEO/Founder, Switch

NON-VOTING BOARD MEMBERS PRESENT
Mr. Don Soderberg, Director, Department of Employment Rehabilitation and Training
Mr. John White, Chancellor and CEO, Nevada System of Higher Education

STAFF MEMBERS PRESENT
Bob Potts, Research Director, GOED
Michelle Sibley, Executive Assistant / HR Coordinator, GOED
Nathan Moore, GOED
Mr. Steve Hill, Executive Director, GOED, Secretary of Board
Michael Dang, Director of Business Operations, GOED
Jenn Cooper, Communications Director, GOED
Steve Woodbury, Administrative Services Officer, GOED
Melanie Sheldon, Executive Assistant / Business Development Specialist, GOED
Nichole Anderson, Administrative Assistant, Business Development Division, GOED

GUESTS PRESENT
Michael Walsh, Las Vegas Global Economic Alliance
Stacy Voswick, Workforce Development Program Coordinator
Paul Eickhoff, Senior Director of Distribution for Polaris Industries
Andrew Haskin, Northern Nevada Development Authority

AMERICAN OVERSIGHT

Paul Rostek, President, Cyanco
Scott Sheldon, EVP & CFO, G4 Works, LLC
Jonathan Jackson, Government Affairs Specialist, G4 Works, LLC
Eric Fletcher, Director of Government Affairs, G4 Works, LLC
Heidi Grey, Director of Corporate Communications, G4 Works, LLC
Sheldon Mudd, Northeastern Nevada Regional Development Authority
Blair Bigelow, Vice President of Cooperate Strategy, Bigelow Aerospace
Kylie Rowe, Vice President of Economic Development, LVGEA
Carlo Luri, Bently Heritage
Bryan Davis, Bently Heritage
Andrew Haskin, Northern Nevada Development Authority
Adam Kramer, Switch
Stan Thomas, EDAWN
Alana Anderson
June Oh
Tony Hunt
Andrew Haskin, NNDA
Shelly Long, Taxation
Leslie Hegget, Taxation
Nate MacKinnon, NSHE
Jon Morrison, NNRDA
Dane Mendial, Humboldt County
CJ Manthe, B&I
Terry Reynolds, B&I
Henna Rasul, AGO
Scott Anderson, SOS
Mr. Kramer
Mr. Klaich
Dana Bennett

2. PUBLIC COMMENT

Governor Sandoval asked if there were any members of the public present or on the telephone who wanted to provide public comment to the Board. There were none.

AMERICAN OVERSIGHT

3. GOVERNOR SANDOVAL'S COMMENTS

Governor Sandoval shared some details about a recently completed trade mission to the Basque Country in Spain. The Governor thought this mission was "incredibly productive" and included many highlights. The first of these was a visit to the company that is manufacturing the pumps for the third straw for the Southern Nevada Water Authority. There was another visit to a company that manufactures door locks that are controlled by your cell phone. The Governor saw a direct application with regard to school safety and the ability for staff and teachers, in the event of an emergency, to really have a different way to control the situation in a safe way. The Governor said he appointed a School Safety Committee, and he was excited about sharing information about these door locks.

The Governor added this mission included some great educational visits and he was looking forward to opportunities for exchanges between some of the universities there. His team also signed some memorandums of understandings, which are going to create some opportunities for both Nevada companies as well as Basque companies.

The Governor went on to describe the forum they attended that included 30 to 40 Basque companies. He told the Members about Nevada's new global program, the Nevada Global Program. The Governor said the marshal from Lubelskie in Poland brought an inbound trade mission to Nevada with several companies that are going to be coming to both northern and southern Nevada. Now that Nevada has this template with Poland, and with the Basque Country in the near future, the Governor stated he was "incredibly pleased" to see how many opportunities there were for both the Nevada companies as well as the Basque companies.

4. APPROVAL OF THE MAY 17, 2018 BOARD MEETING MINUTES

Governor Sandoval inquired whether there were any changes to be made to the May 17, 2018 Board Meeting Minutes. There were none.

A MOTION WAS MADE BY SECRETARY OF STATE, BARBARA CEGAVSKE TO APPROVE THE MAY 17, 2018 MEETING MINUTES. THIS MOTION WAS SECONDED BY MR. JAMES BARRETT. THE MOTION PASSED UNANIMOUSLY.

5. ABATEMENT APPLICATIONS FOR BOARD APPROVAL

A. BENTLY HERITAGE, LLC

- **SALES TAX ABATEMENT**
- **MODIFIED BUSINESS TAX ABATEMENT**
- **PERSONAL PROPERTY TAX ABATEMENT**

AMERICAN OVERSIGHT

Mr. Andrew Haskin, Director of Business Development for Northern Nevada Development Authority, introduced himself and provided a brief overview of Bently Heritage, LLC and abatements sought. The company is applying for the sales tax abatement, the personal property tax abatement, and the modified business tax abatement. Bently Heritage plans on producing high-quality distilled spirits from locally sourced grains and other raw materials. The distillery will operate in several historic buildings in the heart of downtown Minden. A significant part of the development budget has been allocated towards restoring and repurposing buildings that have been vacant for many years. The recent public interest and craft distilling and historical tourism is anticipated to create a hub of activity in downtown Minden. This hub is expected to draw visitors from the Tahoe Basin and beyond, which will bring additional revenues to local retailers, lodging, and dining establishments. Bently Heritage will hire an additional six employees at an average wage of $21.95 per hour with benefits. The company also plans to invest an additional $4.2 million in new equipment. NNDA fully supports Bently Heritage's incentive application and respectfully requests approval of this application. Mr. Haskin then introduced two Bently Heritage employees, Carlo Luri and Brian Davis.

Mr. Luri, the Director of Government Affairs, gave a synopsis of Bently Heritage history. The Bently family has been in Nevada for over 50 years and has started several successful companies. Today, they are focused on two things, the Bently Ranch with their grass-fed Nevada-grown beef program, and Bently Heritage Estate Distillery. When the owner, Chris Bently, started the project in 2014, his idea was to repurpose two beautiful historic buildings in downtown Minden that are the legacy of the Danberg family in the Carson Valley, the Minden Mill, the flour milling company, and the Minden Butter Company. Those two historic buildings were owned by the Bently family and had been left vacant for many years. Chris Bently had the idea of turning those into the focus of downtown Minden, which would be the new estate distillery. So, using grains grown right in the Carson Valley, Bently can turn them into high value distilled spirits, which they hope to sell not just in Nevada, but outside of the state and all over the world eventually. Mr. Luri went on to say they will be going into production later this summer and they are hoping for a public opening in the fall. With the craft distilling law on the books in the state, Bently can now invite people to their tasting room and have some limited retail sales on-site.

Bently is going to be putting in two new buildings called rickhouses where the whiskey is stored. They are also putting in a bottling line and hiring several people in sales and marketing to staff the tasting room and the facility once it opens. So, with the additional hires and some additional capital investment, Bently is asking for an expansion and additional credit on the taxes. Mr. Luri concluded his remarks by thanking everyone for the opportunity to speak before the Board.

Governor Sandoval thanked Mr. Luri and said he’s been driving by the Bently building since he was a little boy, and it's exciting to see it be developed and turned into a showcase project. He then asked Mr. Luri if they plan on production this summer, what is the exact timeline? Mr. Luri stated the interior

AMERICAN OVERSIGHT

construction is finished. All of the process equipment has been installed, and they're just waiting on a few permits to actually flip the switch and start fermenting and distilling product. Governor Sandoval asked how long it will take to go from scratch to the first product? Mr. Luri replied that it just takes a few days for fermenting and distilling. They will start with unaged spirits, things like gin. He said there are some exciting Nevada gin products made with some local botanicals, which will probably be one of the first products they offer.

Mr. Bryan Davis, also from Bently Heritage, clarified that vodka takes about eight days from beginning of harvest to getting it in the malting facility. They have to get the grain over from their ranch, carefully ferment, and finally bottle. They will have a sherry residue which will actually sit in some sherry barrels that Bently is receiving from Spain. The barrels will come over, and the residue will rest in those barrels for about eight days. Governor Sandoval expressed his surprise at how speedy the process was. He asked if the botanicals used were from Nevada, and Mr. Davis affirmed they were. Mr. Davis said Bently is constructing some greenhouses on the ranch property, so they can start growing some of those themselves. He said they are crossing their fingers for a soft opening of the tasting room and the facility in October and then have a formalized grand opening about the second week of November. Governor Sandoval again expressed his excitement about this project and asked if there were any questions or comments.

Secretary Cegavske had some comments. She said, " I had the pleasure of going to the Bently Bank in downtown Minden that you redid, and it was beautiful. It was a great, very exciting time for Minden. You did a beautiful job, and when I heard you were going to do the flour mill and the butter mill, I was really excited, and I had been watching as everything has been developing. So, I can't wait for this tour and for the open house to see everything. I'm really excited with everything that you've done. I am absolutely going to support this. I was thrilled to see that you are paying 96% of the health insurance coverage. Everything that I looked at on here, you're just a stellar group, and I want to thank you for not only what you do for the employees in Nevada, but the fact that you're using your farm and the farmland to use the ingredients for what you're making, so rock on. Thank you so much for everything that you're doing. Andrew, thank you for bringing this forward to us, and I am just really excited of what you're doing for Minden, Nevada. And if people haven't been up there and you haven't seen it, you've got to go. It's an amazing little town in itself, especially with what the Bentlys have done and are doing, thank you very much."

Governor Sandoval said, "It's an exciting day for the state. This morning, I had the privilege of being a part of a blessing ceremony at the Stewart Indian School, which was constructed in 1890 and was closed in 1980, and the state, and with the support of the legislature, has committed several million dollars to restart the restoration and complete the restoration of a cultural center and museum. Your project is happening in Minden, and it just assures that the generations to come are going to be able to see, appreciate, and enjoy these historical buildings. So, thank you for your commitment to history."

AMERICAN OVERSIGHT

Governor Sandoval asked if there were any questions or comments, and there were none. He said he would accept a motion to approve the abatement application of Bently Heritage, LLC for a sales tax abatement, modified tax abatement, and personal property tax abatement as presented in Agenda Item 5A.

A MOTION WAS MADE BY SECRETARY OF STATE, BARBARA CEGAVSKE TO APPROVE THE ABATEMENT APPLICATION OF BENTLY HERITAGE, LLC, FOR A SALES TAX ABATEMENT, MODIFIED TAX ABATEMENT, AND PERSONAL TAX ABATEMENT AS PRESENTED IN AGENDA ITEM 5A. THIS MOTION WAS SECONDED BY MR. KLAICH. THE MOTION PASSED UNANIMOUSLY.

B. BIGELOW AEROSPACE

- **AVIATION SALES & USE TAX ABATEMENT**
- **AVIATION PERSONAL PROPERTY TAX ABATEMENT**

Ms. Kylie Rowe, Vice President of Economic Development at the Las Vegas Global Economic Alliance introduced herself and said she was at the meeting in support of the application submitted by Bigelow Aerospace. She gave the following overview: Bigelow Aerospace was founded in 1999, and their global headquarters is in North Las Vegas. They're a space technology company that manufactures and develops expandable space station modules. The approval of this application helps our state efforts to attract other like-minded aerospace companies, including supply chain companies that would support our growing aerospace industry. Bigelow Aerospace plans to develop the only autonomous spacecraft of its kind in the world.

In this first year, the expansion will create five new jobs and at least one hundred jobs in the next ten years. These new positions start at an average hourly wage of $25, and the capital investment will be approximately $51 million over the next 20 years. Based on the job creation and capital investments, Bigelow Aerospace qualifies to pursue the aviation tax abatement. As this application meets requirements set forth by the Governor's Office of Economic Development, it has the full support of the Las Vegas Global Economic Alliance. Ms. Rowe then introduced Ms. Blair Bigelow, Vice President of Cooperate Strategy.

Ms. Bigelow supplied more details about Bigelow Aerospace:
Bigelow Aerospace has been headquartered in north Las Vegas, Nevada, for just over 18 years. We have been entirely privately funded by Robert Bigelow, who has invested hundreds of millions of dollars in developing expandable habitat technology and expandable space stations, and we have a lot of interesting things in the pipeline right now, so we are anticipating growth over the next few years to say the least. And if we are successful in the incredible endeavors that we are trying to take on, we hope that we can be a symbol to Nevada for entrepreneurship, innovation, and technology advancement, and I have to say that we are an incredibly small outfit that is trying to accomplish pretty extraordinary things.

AMERICAN OVERSIGHT

Governor Sandoval thanked Ms. Bigelow and said he had the “privilege” to tour the Bigelow Aerospace facility not long ago, and it was a really impressive operation. The Governor went on to say, “I have profound respect for Mr. Bigelow and what he has done and the amount of investment that he has made to make a dream a reality and to really take not only the state, but the country and the world to this next frontier, and he's really going to be playing an important role in just some really big things that could be happening in the history of mankind. It’s right here in our backyard, so I appreciate that.

Just a couple things to call out on the application, because this doesn't happen very often, but with the magnitude of what's happening there at Bigelow Aerospace with regard to this application, and Ms. Rowe, you mentioned that the equipment -- the estimated equipment investment is going to be $51,261,000. The next piece is the aviation part investment, which added another three digits, but it's $6,515,000,000 of investment in the aviation parts. There's an economic impact estimate of $2,098,834,589 and a new tax revenue estimate of almost $100 million over the next 20 years.

So, that is fabulous, fabulous outcome, and again, to have a resource and a company like this in North Las Vegas is really great for the state and part of what I talk about when I mention the New Nevada. So, I'm very excited about this application, and it will be given my full support.” The Governor then asked if there were any questions or comments. There were some.

Secretary Cegavske stated that the Bigelow name is well known in Southern Nevada and thanked their representatives for their impressive presentation and vision. She offered congratulations and said she would be joining the Governor in supporting Agenda Item 5

Governor Sandoval commented that another great benefit of the company is the scientists that it brings to the state. Bigelow employs the most cutting edge aeronautical and mechanical engineers there are. He asked if Bigelow had a relationship with UNLV and the engineering programs there? Ms. Bigelow affirmed a relationship with both schools and stated the company hoped to partner with both of them in the future.

Governor Sandoval asked with regard to the jobs, what would be the skillset that Bigelow would be seeking for those jobs? Ms. Bigelow responded, saying Bigelow has needs in specialized avionics, structural, electrical, and mechanical engineering. Bigelow needs the very specialized skillsets that are required for space activities.

Governor Sandoval shared that The Board of Examiners just approved $80 million for the construction of the new engineering school at UNR, and so they're going to be incredibly aggressive, and this would be an opportunity for Bigelow to have a conversation with them to get on the ground floor for the development of some curriculums that could help fill their needs.

AMERICAN OVERSIGHT

Ms. Rowe stated the Las Vegas Global Economic Alliance has an excellent relationship with UNLV. They meet with them regularly, and connect with their office of economic development. She said the expansion of this company attracts like-minded aerospace companies, and they're interested in coming here and have transferrable skillsets.

Governor Sandoval asked if there were further questions or comments, and there were none. He said he would accept a motion to approve the abatement application of Bigelow Aerospace for an Aviation Sales and Use Tax Abatement and an Aviation Personal Property Tax Abatement as presented in Agenda Item 5B.

A MOTION WAS MADE BY SECRETARY OF STATE, BARBARA CEGAVSKE TO APPROVE THE ABATEMENT APPLICATION OF BIGELOW AEROSPACE FOR AN AVIATION SALES AND USE TAX ABATEMENT AND AVIATION PERSONAL TAX ABATEMENT AS PRESENTED IN AGENDA ITEM 5B. THIS MOTION WAS SECONDED BY MR. KRAMER. THE MOTION PASSED UNANIMOUSLY.

C. CYANCO COMPANY, LLC

- **SALES TAX ABATEMENT**
- **MODIFIED BUSINESS TAX ABATEMENT**
- **PERSONAL PROPERTY TAX ABATEMENT**

D. CYANCO COMPANY, LLC – CATALYST FUND

Mr. Sheldon Mudd, Executive Director of the Northeastern Nevada Regional Development Authority, introduced himself and said he was speaking to show support for the application submitted by Cyanco Company, LLC. He gave the following synopsis: For nearly 30 years, Cyanco has been manufacturing liquid sodium cyanide at their facility in Winnemucca. This product is essential to the Nevada mining industry, as it allows for effective extraction of microscopic gold particles found at nearly every gold deposit within the state. Aside from their crucial role in the industry, they have within that 30 years provided steady employment with competitive wages. Further, Cyanco has always taken a proactive approach to safety in order to ensure safe handling and use of their product by providing safety training to not only their staff, but to their clients and to local law enforcement and first responders.

Cyanco is proposing a brand-new manufacturing facility near their existing operation that will produce sodium cyanide in a briquette form to allow for easier transport. The capital investment of this project is expected to reach $42.5 million and yield 20 new high-paying, full-time permanent jobs, which is a notable number for rural Nevada. One aspect of this project that'll be very unique to the region is that Cyanco expects to export a hundred percent of this product outside of the continental US. We are optimistic that this project will be a catalyst for other manufacturers considering expansion into our region, allowing us to

AMERICAN OVERSIGHT

meet some of our overall economic objectives as they pertain to diversification and participation in global markets.

Overall, the city of Winnemucca, Humboldt County, and NNRDA are excited that Cyanco is considering our region for this project, and we look forward to the state of Nevada joining us in welcoming this branch of Cyanco to our region.

Mr. Paul Rostek, Cyanco's President and General Manager International, described the project in a little bit more detail: Cyanco has been a proud part of the Winnemucca and Humboldt County communities for more than 25 years, and it is an excellent working relationship we have with the city and the county that drives our ownership and our management to want to continue to invest in our facility at Winnemucca. Sodium cyanide is a critical part of the mining industry. It's really the only chemical that can liberate gold and silver. When we first started production in 1990, the plot was 28 million pounds capacity. We've made significant investments over the years. It's now over 200 million pounds of capacity, but globally, the product is used in a solid briquette form.

Here in Nevada, the mines would prefer to take the product in liquid form. It's easier to handle, it's safer, and it just is a much better product in liquid form if you can economically deliver it, and we can out of our Winnemucca facility to the high concentration Nevada mines. What we're looking to do is put in a solids capacity so that we can expand our ability to market the product out of the Winnemucca beyond Nevada and the US and overseas, Mexico, Canada, and beyond. The evidence that we are a safe company and we take sustainable operations very seriously, it's been more than four years since we've had our last OSHA recordable, six years since we've had our last lost time injury, and over the history of our company in Nevada, we've delivered more than two billion pounds of product safely without incident. We put on annual training exercises for mines, for the first responders, and having a safe operation is license to operate in our opinion.

The $42.5 million capital investment we spend over the next two years, look to start up operations in early 2020, and generate 20 full-time jobs, 16 of them qualified operators. The others will be engineers and professionals, and then during the construction phase, it will also provide a significant amount of temporary employment, and beyond that, local employment in the supply chain side of our operations. Mr. Rostek concluded by saying Cyanco looks forward to continuing their reinvestment in Winnemucca in Nevada.

Governor Sandoval thanked Mr. Rostek and Mr. Mudd and had the following to say, "This is an exciting opportunity for Winnemucca and for Humboldt County. This is a really big deal, and to have 20 high-quality jobs at $44 an hour that are sustainable, it will be long-term and something that they can build on. You know, it's not often that we get the letters that we have here in the file for local support, so I know there's a lot of momentum and support locally to get this done. I'm not going to ask questions with regard to any of the numbers that are in the application because they're so strong. I mean, the job creation is 233% over the statutory requirement. The average wage 103% over, equipment cap X,

AMERICAN OVERSIGHT

306% over." The Governor then asked when would Cyanco make their decision as to whether to locate in Texas or in Winnemucca?

Mr. Rostik answered, "We anticipate making the decision very quickly. We are seeking some additional incentives here in Nevada, which would be very helpful to us, and we're still waiting the outcome of those discussions. But as I say, we have been in Nevada for 25 years. We own that facility and the property. Our Texas facility, we are a manufacturing facility on someone else's site, and we've been in that property for about seven years. So, our hearts are here, and we would like to make this happen."

Mr. Klaich said the Board has often been admonished not to forget rural Nevada. So, when two of the first three opportunities on the Agenda deal with communities of Minden and Winnemucca, it's very exciting to be able to participate in these votes. Mr. Klaich lent his full support.

Secretary Cegavske thanked the Cyanco representatives for bringing this forward to the Board. She agreed that Winnemucca is a great little town, and she knows they'll really appreciate Cyanco's presence in their communities.

Mr. Kramer queried why Cyanco would choose to grow in Winnemucca rather than anywhere else in the world. Mr. Rostek responded, "We've enjoyed 25 years of very successful business within the Nevada mining industry, and our existing capacity is, in a sense, landlocked unless we build this solids plant. By having this solids production, it will mean that we can always run the plant at full capacity and ship out whatever isn't needed in Nevada to global markets. It also provides the underbidding of a possible further expansion down the road. Currently, we have two solution trains. By putting in this solids plant, if the Nevada mining requirements increase, we can put in a third train and convert any excess into solids and ship it globally. So, it has a much broader strategic importance company than just the initial solids plant. It can be the launching pad for further expansions in Winnemucca."

Mr. Kramer asked how do the solids work when it ships? Mr. Rostek explained the solution product is 70% water, and so shipping to places like Siberia or Africa is costly. Shipping that amount of water is very expensive, and so we make the briquettes. They look a lot like charcoal briquettes, just whiter. So, we can put them in all sorts of packaging and move it overseas much more economically without shipping the water. When it gets there, they just dissolve it, use it in the liquid form.

Governor Sandoval asked if the liquid form used in Nevada mines was manufactured in Winnemucca or is that manufactured somewhere else? Mr. Rostek supplied these details: 100% of the Winnemucca mines are using solution out of Winnemucca, and the reason they can do that is because they can put it into tankers, and it's a relatively short and economic transportation cost. Mr. Rostek went on to say, "We were the first company that really located its manufacturing close to the mines rather than what most people do, and we did in Texas is we put our solids plant in Texas close to the raw materials, and then we ship it out

AMERICAN OVERSIGHT

to the mines, but that means you have to do it in solid form. But it's much easier for the mines if they just have a truck turn up when they need it, offload it into their tanks, and they don't have to handle it or deal with it. They just apply it to the ore."

Dr. Bennett said, "Cyanco has been a tremendous community partner in northern Nevada in the town of Winnemucca and certainly engaged here in Nevada and a vital partner in the Nevada mining industry. I'm very excited about this application, but I am going to be abstaining on the vote. Cyanco is a member of my governing board of directors, and so because of that, I think it's best that I abstain, but it's a tremendous project and a great application."

Governor Sandoval asked if there were any questions or comments, and seeing none, he moved to Agenda Item 5D, Cyanco Company, LLC – Catalyst Fund.

Dr. Anderson reported that they were trying to work with the county on some other options as far as what the county can offer versus what the bandwidth is. This application from the county is for Catalyst Funds, and so he's certainly happy to weigh in with his approval, although he's a non-voting member at this juncture. But Dr. Anderson said he thought it was entirely appropriate given the wages for the jobs and the quality of jobs, and again, the longevity and history that Cyanco has here in Nevada.

Governor Sandoval asked if there were any questions or comments and there were none. He said he would take two separate motions. The first motion would be a motion to approve the abatement application of Cyanco Company, LLC for a sales tax abatement, modified business tax abatement, and personal property tax abatement as presented in Agenda Item 5C.

A MOTION WAS MADE BY SECRETARY OF STATE, BARBARA CEGAVSKE TO APPROVE THE ABATEMENT APPLICATION OF CYANCO COMPANY, LLC FOR A SALES TAX ABATEMENT, MODIFIED BUSINESS TAX ABATEMENT, AND PERSONAL PROPERTY TAX ABATEMENT AS PRESENTED IN AGENDA ITEM 5C. THIS MOTION WAS SECONDED BY MR. KLAICH. THE MOTION PASSED UNANIMOUSLY.

Governor Sandoval noted that Dr. Bennett abstained from the vote on 5C. He asked for a motion on Agenda Item 5D, a Catalyst Fund application in the amount of $100,000 for Cyanco Company, LLC.

A MOTION WAS MADE BY SECRETARY OF STATE, BARBARA CEGAVSKE TO APPROVE THE CATALYST FUND APPLICATION IN THE AMOUNT OF $100,000 FOR CYANCO COMPANY, LLC AS PRESENTED IN AGENDA ITEM 5D. THIS MOTION WAS SECONDED BY MR. KLAICH. THE MOTION PASSED UNANIMOUSLY.

AMERICAN OVERSIGHT

Governor Sandoval reminded Members that Dr. Bennett abstained from the vote on Agenda Item Number 5D.

E. G4 WORKS, LLC

- **AVIATION SALES TAX ABATEMENT**
- **AVIATION PERSONAL PROPERTY TAX ABATEMENT**

Mr. Michael Walsh with the Las Vegas Global Economic Alliance introduced himself and gave the following overview: G4 Works is requesting the aviation sales and use tax abatement and the aviation personal property tax abatement. They will hire seven new employees within the first 12 months of operation with an average wage of $20.52. Their 20-year estimated capital equipment investment expenditure on equipment and aviation parts will exceed $99,500,000. This application has the full support of the Las Vegas Global Economic Alliance. G4 Works, LLC operates as a subsidiary of Allegiant Airlines founded in 1998 and now is one of America's premiere ultra-low-cost carriers. Today, the company employs over 1,400 full-time employees within Nevada and supports over 3,800 jobs across the state. Allegiant is proud of its commitment to support local communities and has been part of the Make a Wish family nationally for more than five years, having provided more than 1,000 flights to wish destinations, raising funds through on-flight sales and supporting Walk for Wishes events across the country. Through the expansion effort and new facility, G4 Works, LLC will help to continue growth of Allegiant's business and community footprint in southern Nevada. I'd now like to turn it over to Mr. Scott Sheldon and Jonathan Jackson to answer any questions that you may have and to explain the project in further detail. Thank you.

An unidentified speaker from G4Works continued: G4Works is the premier low-cost carrier in the United States. We've had the privilege of calling southern Nevada, and specifically, Las Vegas home since late 2003. Our headquarters are out in Summerland. We occupy roughly 230,000 square feet. It's really an exciting time for our business. For those of you that are familiar with the brand, historically, we've been an all MD-80 operator. We're nearing the tail end of a complete fleet transition from an MD-80 operator to an all airbus operator, and with that comes a lot of network configuration changes. What that is going to entail is we're going to use Las Vegas a launching ground and support base for basically all of our western destinations, and so it's a good time to look at how structured the business -- historically, we've used Arizona as both the teardown facility for our own MD-80 fleet in addition to our parts support. It's an opportunity for us to really look at, you know, continuing to partner with and enhancing what we do here in southern Nevada.

As you can imagine, we are very much involved with the community. We partner with local colleges, UNLV in particular, offer internships. Eric, who's one of my colleagues, is a former UNLV alumni. We very much support the strategic initiatives such as the Silver State Works and the workforce connections that allow us to tap into a highly qualified talent pool here in southern Nevada.

AMERICAN OVERSIGHT

Governor Sandoval asked what's the skillset of those new jobs that'll be created as a result of this application? The speaker responded: It's going to be a combination from anything from parts clerks, but also to technical purchasing skillsets. So, some of these are previously engineers. If you look at the components on an aircraft, anything from power plant engineers, avionics engineers, structural design engineers, we're currently in negotiations with our mechanics that are represented by the teamsters and their application, and technically, they're employees of a legionnaire. So, that's more or less a discussion about scope, but a lot of the technical expertise that you would expect and how you procure parts and determine work scopes could be exploited through G4 Works.

Governor Sandoval asked if this were approved, would the company be doing the maintenance on their new western fleet in Las Vegas? The speaker responded, "All the parts and tooling support would be through Las Vegas, all of our spare aircraft that we've used to support recovery efforts throughout the western hemisphere. We currently serve 21 destinations. Basically, half of our flying is on the western part of the United States. So, the parts and tooling support would be housed out of Las Vegas."

Mr. Kramer said he commended the Governor, and Director Anderson, when he was the legislator, for actually passing the legislation for the aviation. Mr. Kramer said he thought this was exactly what the intent was, to have a company like Allegiant bringing more of their operations and more of their jobs back here to Nevada and continuing to grow.

Governor Sandoval concurred saying, "That was exactly the essence of the legislation that we signed, is we were missing on a big part of business, and respectfully, to Arizona. And with this legislation we've had the opportunity to bring and expand several other companies in our state, and so it really has driven economic development exactly as what was intended. We're very proud and pleased that Allegiant has chosen Las Vegas and Nevada for its headquarters. It is a big source of pride for our state, and this is an important project that continues that legacy. So, again, that was a very, very important bill, and Nevada was missing out on a big piece of business in terms of not being competitive with our neighboring states. So, thank you."

The Governor asked if there were further questions or comments, and there were none. He said he would accept a motion for approval of the abatement application of G4 Works, LLC for an aviation sales tax abatement and aviation personal property tax abatement as presented in Agenda Item 5E.

A MOTION WAS MADE BY DR. BENNETT TO APPROVE THE ABATEMENT APPLICATION OF G4 WORKS, LLC, FOR AN AVIATION SALES TAX ABATEMENT AND AN AVIATION PERSONAL PROPERTY TAX ABATEMENT AS PRESENTED IN AGENDA ITEM 5E. THIS MOTION WAS SECONDED BY DR. HAVINS. THE MOTION PASSED UNANIMOUSLY.

AMERICAN OVERSIGHT

6. ABATEMENT APPLICATIONS FOR DIRECTOR APPROVAL

A. FIGURE TECHNOLOGIES, INC.

- **SALES TAX ABATEMENT**
- **PERSONAL PROPERTY TAX ABATEMENT**

A representative from EDAWN spoke in support of the application for Figure Technologies, Inc. and provided these details: Figure Technologies is a financial technology company that leverages block chain artificial intelligence and advanced analytics for consumer products, consumer credit products. They're bringing in about a quarter of a million dollars in capital equipment. They'll start with 65 employees with an average wage over $30. At the end of five years, there will be 240 plus employees. The representative then introduced June Oh, the COO of Figure Technologies.

Ms. Oh gave this overview: Figure Technologies is a new company. We incorporated in January. We are a financial technology company. We are a block chain company, not to be confused with the speculative Bitcoin, Ethereum, Ripple. Block chain is a phenomenal technology if you have the right use case. So, we are building -- and what block chain really is, is a technology that will cut out third party economic grant seekers and makes processes more efficient. So, our application of this is for loan securitization, whole loan sales, and loan warehousing, and to that end, there's many companies that you'll hear about who are working on block chain technologies.

What we found is that everyone will want a prototype for five to ten years, and so what we decided is that we would build a lending company to originate loans to put on the block chain, kind of prove the concept, and then we would push it out. So, what we are building is this block chain, and then on the other side, we're building a lending company, and we've done this in the past, and were relatively successful. And what we look for is gainful opportunity, which we see in the equity release products out there. So, our first product is the modified HELOC, and then we'll work on a sell-and-stay type product for retired people who are underfunded for retirement, but they have a ton of equity in their home. And so the company itself is really a company that we like to think of as innovative and cutting edge. We push the envelope in terms of what we want to do, and we push people to think that way. We are a company that treats our employees well. We have 100% health insurance for them and their families, and we continue to add benefits for employees. Right now, we have 80, and we haven't -- we've had many conversations about the fact that we haven't yet quite launched and we don't have revenues. We got to kind of slow that down a little bit, but we are planning to launch at the end of July, which is very quick. I mean, we really built it in about four months from a technology perspective. So, we had to make sure it works.

We need to move into another state. California is very expensive, and we are looking to streamline the process for our customers. So, one of those things in the mortgage world that's very difficult are the notaries, right? A lot of times you have to sit in front of somebody and sign a document in front of somebody and they take a thumb print. So, what's happened is the electronic notary has come about, and Nevada as a state has -- on the

AMERICAN OVERSIGHT

cutting edge, which we love -- has passed a statute that allows for remote notary for all states, and you're one of three states that allows this, Virginia, Texas, and you guys. And we like Nevada for its proximity, and when we came to visit Reno, EDAWN was phenomenal in their sales pitch of Reno.

Our company was very impressed with what Reno has done, and in general, we're very impressed with the local and state government in terms of their commitment to the residents of this state. I think that's refreshing. I think that's awesome. I don't hear much of that in California. They just like to keep taxing us. So, I think that, you know, the transformation of where Reno has come and the commitment to their residents is a place that we'd like to be, and incentives are excellent and really important to us, because we are a new company, and while we're well-funded, we're pushing the envelope on many different fronts. We also were talking to Washoe County on our property title project which we want to put on block chain.

Governor Sandoval asked what skillsets they would be seeking for job applicants, and how many of those positions will be relocations? Ms. Oh had this to say: We are open to moving our headquarters here. You are an incredibly friendly state in a lot of ways. It's beautiful. So, before we make that big decision, we would have a variety of people who go into customer service, and there's a lot of UNR grads, for example, who are looking for opportunity and love what we're doing, and they're in as customer service. And so what I've told them is we would love to provide lots of different paths for you, and we are building wealth management. We're going to have an asset management arm.

So, there's a lot of opportunity for a lot of different ways they can go. What I see in front of them is potentially certified financial planning certifications or registered investment advisors so they can actually give advice in our wealth platform because they want to be on the phone with customers. We are looking to hire marketing people here. We are looking to hire engineers because of the new building, because there's always a shortage of engineers. So, we are open to hiring all parts of our company here and grow it and be completely committed.

Governor Sandoval was pleased that Figure Technologies already had that outreach with the university. He encouraged the company to reach out to UNLV as well. Ms. Oh said the company has already hired 13 people in Reno. She went on to say: There is one little thing that is right at the finish line and right about -- after this hearing is we just need a little bit of a tweak to the notary statute, because what we are all about is we are about customer, employee, and investor, and so we like to make our process as simple as possible for our customers and employees. You know, we never say the customer is always right. If a customer calls in and starts screaming at our employee, that's not okay. So, what we're asking for is really just something that will help make the process really simple and not aggravating for the customer. So, that's a point that we are working on.

AMERICAN OVERSIGHT

Governor Sandoval complimented Figure Technologies for the benefits they provide their employees. He said, “It’s extraordinary and really helps with the quality of life, and I appreciate your kind comments about the state as well as the region, because that's something that we've really endeavored to foster through the years. And to have a company of your caliber, and frankly, breakthrough company to see Reno and see Nevada as a place where you think you can grow and thrive is a great outcome.”

Ms. Oh said Figure Technologies likes to get involved in the community, and gave an example of their engineers in Montana who volunteer to teach classes at the University. She said they get involved in the community, especially in the smaller population states, because there's a lot of opportunity for them to help.

Mr. Kramer commented that this was a fantastic application, and he is thrilled to see growing in Reno. He said northern Nevada has a reputation on innovation with block chain technology. He also gave this suggestion, “I hope that you have a chance to connect with a company called Filament. It's one of the startups that's doing some incredible hardware work on block chain technology that's about as innovative as anything you'll see in the world happening right downtown at the post office in Reno, and make sure you can connect with them.” He then asked, is this more like creating smart contracts utilizing the block chain or is it securitization of assets with block chain technology?

Ms. Oh had the following response: So, the thing about block chain is it's about encryption, right, and it's about immutability. So, what you want to put on the block chain itself is something that's not going to change, and you need chain of custody, right? So, that's why property title is a great use case for this, because they already do chain of custody. So, in our case, the loans going onto the block chain, you have, like, a genesis loan packet that you put on there of everything that happened in the application, and then from that point on, you add on -- it's always an append. You never update. So, you append the funding. The funding actually happened, and there's proof that it happened. So, you don't listen to a lender that says they funded the loan when maybe they didn't. So, it sort of cuts out the malfeasance and the fraud, and then every time the borrower pays, that gets appended to this record. And so if you wanted to, as a borrower, you could see the entire record of what happened to this loan, and that gives the buyers and the rating agencies a lot of transparency that they don't have today.

Like, today, if they wanted to see performance of loans, they'd have to go and ask the servicer, and it might take a week to get them that report, and so this gives them a way to -- for loans that they own, they can -- they can go in and check the report or they can check the loans anytime they want. So, securitization really is a process where you have an underwriter, an auditor, a custodian, a trustee, a lawyer. So, you have all these people that take economic rent, and this technology takes it away, because you don't have to re-underwrite the loan, because you can see the loan that was underwritten in whatever credit box that we were told by the originator, and you can see that that happened.

AMERICAN OVERSIGHT

A lot of times the originator makes mistakes. Everybody makes mistakes, and so we might re-underwrite the loan before it comes onto the block chain and see that it was underwritten outside of that credit box. So, we're not going to stop it from going on the block chain, but what will happen is the buyer will see that it's not under the credit box, but it's still a performing loan, so they'll bid a lower price for it, right? And they'll still buy it because it's performing, but they can get it cheap because it was a mistake.

Mr. Barrett said, "First of all, I appreciate the compliments about Nevada, wonderful, and do we have a de facto endorsement from you that we could use in an advertisement? I appreciate that. It's really resounding to hear that over and over, and I think with the recent tax law changes, it's even more in demand for us to come here. So, thank you for that. In regards to the company, is the company involved in lending? Is it a bank, is it a lender, or is it a servicing company, technology serving company?"

Ms. Oh responded, "We are a lender, so we will be originating loans. Right now, we are doing near-term servicing, which means that we are taking payments, and we will ultimately build out an entire servicing system and bring servicing in-house, because servicing has also had a really bad reputation in terms of treating the customers poorly, so we want to do a better job with that. So, we would like to take over the entire chain of it. So, that's one part of the business. That's Figure Lending, and then you have Figure Technologies as the holding and then the block chain pieces, and then you have asset management and wealth, and we don't really do small companies. Figure Lending is our lending arm, and we will -- there will be a lot of revenue generated from the lending arm. Asset management and wealth are other parts of the business that will be under Figure Technologies holding company, but will be a different part of the company, different entity."

She went on to say, "We are not a bank charter. We do not have a bank charter. We are state-by-state lending, a non-bank lender, if you will. So, what we do is we apply to all the states that we need to for lending licenses. We did put our application in for a Nevada license, but we haven't received the license yet."

Governor Sandoval queried Ms. Oh about their application for the license and asked how long had they been waiting? When Ms. Oh told him that they had been waiting since May, the Governor said his office would check into it.

Governor Sandoval asked Ms. Oh with regard to marketing, to whom would they be marketing to in terms of future customers? Ms. Oh responded, "This is our consumer marketing arm. We have a business development that will bring on the members of the block chain meeting. We'll have other originators on and buyers and sellers and rating agencies on the other side. So, when I say marketing right now, that's consumer marketing. So, we need brand people. We need digital marketers. We need people who understand how to market."

Director Anderson said he would put on the record as well that the County is working on the Catalyst Fund application. He said, "We expect that to circle back for the September

AMERICAN OVERSIGHT

meeting. I think just logistics-wise, we didn't get that application -- they hadn't presented that to us in time for this meeting and as well as the WINN program and looking to help pipeline some qualified employees to the marketplace in general, but specifically to the block chain industry. This one, too, because it is a financial institution as determined by you and the Department of Taxation, modified business tax is not abatable in this application, which is partially why we're doing the Catalyst Fund, but also because of great jobs that you're creating. So, we're certainly excited to see that application move forward. As the Governor has mentioned several times as we look at the New Nevada, creating a very diverse workplace, diverse workforce, and diverse employment center is key. It's one of those things that we look at, what is going to be a catalyst for sustainable growth, an innovative, disruptive company likes yours, and a good disruption, not a bad one, based on really cutting-edge technology.

There is a technology that is a platform for so many different use cases, and I think the use case that you've identified seems very applicable and becomes a consumer-driven or a cost-saving measure as well as a protection measure for the consumers as well. So, I'm excited to see the outcome there, but it's also very knowledge-based and entrepreneurial. While it may be one use case if we look at the general marketplace, we look at a very great opportunity to see entrepreneurs spin off with other use cases and opportunities that every innovative company tends to produce, right, smart people that come up with more ideas and keep generating that, and so we're excited to see that I think. In Nevada as a whole, we certainly see that driving in both Las Vegas and Reno. So, we're excited you're here, and excited to see the outcome and the growth of what you have to build and the excitement of what that means to our economy."

Governor Sandoval offered his congratulations, and said that up next was Agenda Item is 6B, Polaris Industries, Inc.

B. POLARIS INDUSTRIES, INC. – Catalyst Fund

Mr. Andrew Haskin, Director of Business Development at Northern Nevada Development Authority stated he was at the meeting to present Polaris Industries for the purpose of seeking state Catalyst Funds as part of the company's expansion into the state of Nevada. He presented this overview: For more than 60 years, Polaris Industries has been making high-quality, breakthrough products. The company has grown into one of the world's largest powersports companies. Today, Polaris offers a diverse portfolio, best in class brands, and has grown to become a global powersports leader, providing some of the bestselling brands in the industry, including the RANGER utility vehicles, RZR recreational side-by-sides, and Indian motorcycles.

Polaris Industries will be establishing a new western United States distribution center in Fernley, Nevada. The company currently has existing distribution centers in Ohio and South Dakota, but is looking for western United States presence to maximize efficiency and deliver speed to the company's customers. The company intends to invest $34 million to

AMERICAN OVERSIGHT

construct a new 475,000-square-foot facility, invest $13.6 million in capital equipment, and add 64 new jobs with an average wage of $21.95 per hour.

Paul Eickhoff, Senior Director of Distribution for Polaris Industries gave a brief refresher overview of their dynamic project: Polaris Industries is an industry leader in powersports equipment. We were founded in 1954 in Minnesota with a focus on snowmobiles. Over the last 60 years, the company still manufactures snowmobiles, but we now offer products such as ATVs, motorcycles, and after-market parts, and as of last month, a boat company also. Our product offerings include premium brand names such as Indian motorcycles, Rubicon, Smittybilt, Transamerican Auto Parts, Slingshot, along with Polaris brand vehicles.

Polaris is committed to being a highly customer-centric, efficient growth company. We relentlessly pursue product superiority, safety, and value improvement. Our success would not be possible without the 11,000 employees worldwide. We offer employees competitive wages with benefits. In addition, we offer bonuses and stock options. Now that you've heard an overview of the company, I'd like to discuss this exciting new project in western United States. This project will consist of brand-new 475,000-square-foot distribution center in Fernley, Nevada. We anticipate hiring approximately 64 employees over the next 24 months as a part of the project with the potential of reaching 100. The estimated average wage for these employees will be $21.95 per hour with benefits which include medical, dental, 401K, merit increases, and the opportunity for bonuses and stock options. The investment is an estimated $47 million in real and personal property, and we anticipate the facility being operational in Q2 of 2019. We truly appreciate being considered for the Catalyst Fund, and we look forward to a continued partnership with the state of Nevada, Lyon County, city of Fernley.

Dr. Bennett stated many of his friends have Polaris RZRs, and they've been zipping around, and all are very happy with those products. He added it's nice to be able to call that a Nevada company now. Dr. Bennett believes that there are more primary jobs being created in the rural counties with the Agenda today than in the urban counties, and he thinks that's very exciting. It's because of companies like Polaris who have seen the potential in Nevada and are willing to make that investment.

Director Anderson concurred and said this was a "great win" for Fernley. He complimented Polaris for making that decision, and added, " I think it's a wonderful community, and it's a feather in their cap as well, and I think you'll see that pride of community reinforced as you guys continue to grow and develop there. I have to give a thank you and a shout out to Lyon County as well for working with us and our office to make sure we got this Catalyst grant done. Again, it's a pleasure to have you in the state of Nevada and I'm happy to approve the Catalyst Fund application."

Dr. Anderson added, "Polaris was one that came in with the initial application, and I also need to give you guys some great thanks for working with us on that wage scale. In a distribution center, that's a big driving decision factor when it comes to the cost of wages

AMERICAN OVERSIGHT

and personnel, and you guys are producing some great jobs there, and we look forward to seeing continued growth."

Governor Sandoval noted that the Agenda for today's meeting was "very impressive." It went from distilled spirits, to aerospace, to cyanide in mining, to aviation, to block chain, to an international distributor all in one meeting. The communities covered were Las Vegas, Minden, Fernley, Winnemucca, North Las Vegas, and Reno. He confirmed that this was exactly what they contemplated when they built the Governor's Office of Economic Development. When asked what is the state doing for rural Nevada, they can report three very significant projects that are going to help communities in Douglas County, Lyon County, and Humboldt County.

Governor Sandoval said they would move to Agenda Item Number 7, Workforce Innovation for the New Nevada (WINN) Fund Program for Board Approval, the Ratification of the SNAP Pilot Program.

7. WORKFORCE INNOVATION FOR THE NEW NEVADA (WINN) FUND PROGRAM FOR BOARD APPROVAL

A. RATIFICATION OF SNAP PILOT PROGRAM – Requesting funding for pilot program, not to exceed $210,000 – approved by Director at March 15 Board meeting, now to be approved by Board.

Director Anderson said this item was on the last Agenda, but the dollar amount exceeded Director approval. Today would be sort of a ratification of the program that was already discussed. The Director introduced Stacy Voswick, Workforce Development Program Coordinator.

Ms. Voswick gave the following report: This is phase two of a project that's already been approved as well. Western Nevada College was the primary education provider in phase two with an initial plan to serve 20 individuals on SNAP, or food stamps commonly referred to. This phase two came to us as an expansion to add 100 spots based on the success. So, that first phase for Western Nevada College, they over-enrolled. So, there is obviously a need and an interest and demand in that area. This second phase is looking at 100 individuals. Both Truckee Meadows and Western Nevada College are in the process either ramping up or getting those programs going here in July. So, we'll see more robust data on how that program is going come next quarter. So, around October, we'll have more data on that as well, but I think one of the things that I really wanted to stress and highlight is looking at these pilots and looking at how our investments with state funds can basically expand these opportunities.

One of the reasons that this project came to us and through WINN funding is that when you utilize state funding or local funding in investments and providing training to recipients of SNAP, that opens up, unlocks federal investments back into those educational institutions to expand opportunities for program development and meeting the demands for local

AMERICAN OVERSIGHT

employers. So, not only is that done here within the pilot, but it's also creating a platform for us to do that for every WINN project.

Governor Sandoval asked if they anticipate running the program into southern Nevada as well with CSN? Ms. Voswick responded, “That’s part of what I wanted to stress, is that with the projects that we funded both in manufacturing skills and also with our technology and health projects that have recently come before this Board is using that platform and integrating it into those projects, and so that process is already undergoing.”

Governor Sandoval closed out his remarks by saying this was a great program that gives individuals an opportunity to get into the workforce. These are candidates that otherwise may not have had an opportunity to get training like what will be offered through this program. He asked if there were any more questions or comments, and there were none. He then said he would accept a motion for approval of the ratification of the SNAP Pilot Program as presented in Agenda Item Number 7.

A MOTION WAS MADE BY MR. BARRETT TO APPROVE THE RATIFICATION OF THE SNAP PILOT PROGRAM AS PRESENTED IN AGENDA ITEM NUMBER 7. THIS MOTION WAS SECONDED BY DR. HAVINS. THE MOTION PASSED UNANIMOUSLY.

Governor Sandoval moved on to Agenda Item Number 8, Workforce Innovation for the New Nevada Fund Program for Director Approval, Growing the Nursing Workforce to Improve Population Health Outcomes and Create Jobs in the State of Nevada.

8. WORKFORCE INNOVATION FOR NEW NEVADA (WINN) FUND PROGRAM FOR DIRECTOR APPROVAL.

A. GROWING THE NURSING WORKFORCE TO IMPROVE POPULATION HEALTH OUTCOMES AND CREATE JOBS IN THE STATE OF NEVADA
Request for approval to enter into a WINN Grant agreement not to exceed $90,000.

Ms. Voswick said this item would be coming back in a revised form for the September meeting, because there were more employer partners being added into the project. Members will see the expanded application at the next Board Meeting. Governor Sandoval said that being the case, they would continue Agenda Item Number 8 until the next regularly scheduled meeting in September.

9. PERFORMANCE MEASURES REPORT Bob Potts

Bob Potts, Research Director at the Governor's Office of Economic Development walked Members though the performance report, what the agency has been up to, and economic development agencies across the state through the second quarter of 2018, of this year. He provided he following details: This report is a little bit different than those that I have presented in the past. We have Board meetings every other month, and I do metrics on a

AMERICAN OVERSIGHT

quarterly basis. So, generally, I present the first quarter metrics at the May meeting, but because we had such a full Agenda at the May meeting, I decided to put it off until July. But because we had so many companies at the May meeting, I thought, you know, I need to include all that information in as well. So, I've tried to highlight throughout the report the dates so everything is consistent there, but also as I walk and talk you through this report, the different timing, okay?

On the first page, the dashboard, everything on there is as of the first quarter of 2018. That's so we can do apples to apples comparison between what happened in the previous quarter, the fourth quarter of '17, as well as against the first quarter of 2017 last year. If we go to the next page, this is where we get into the business development side of things. So, this includes everything that's happened through June except for the non-incentivized assisted companies, because the RDAs have until the middle of the month following the end of the quarter. I don't have all that information yet. So, everything I talk about here is going to be conservative. The good news is, is everything is really good without those being added in there, so it can only get better.

If we look at the job side of things, so if we look at the first six months of this year ending in June, year to date, 2,294 jobs. That's a two-year estimate. That's an 18.5% increase over what it was the same period last year, 35 companies, 9.4% increase over what it was last year. If we look at the 12 months ending in June, current job counts, the two-year out and the initial jobs, 6,372. That represents a 19.5% improvement over last year the same time, 77 companies, 13%. If we look at the buildout job numbers of those jobs through the first six months, they add up to 11,325. That's a 32% increase over the 12 months ending last year in June. Okay, if we go down and look at the companies over the last six months that we've assisted, those 35 companies, most of them are manufacturers, almost evenly split between manufacturers and logistics companies. Eleven percent of them were technology companies, and then it was split across -- the 20% balance was split between our other target sectors.

If we look at the wages paid, big bump up. Average wage is $28.59 for the first six months of the companies that have been brought in. That's a 37% increase over what it was the six months -- in the first six months of 2017. The table at the bottom, I'm only going to talk about the bottom row on the lower left where we talk about the annual assisted companies. If you look through June, we've just about -- we're almost double of everything in 2017. Initial jobs is a little bit behind, but where the big bump up is on capital investment. We're already $133 million above on cap X compared to what we were last year over the first six months. So, that's a big bump there.

For the contract and actual jobs, there's some added information. This is new incentivized companies so I can track over time what the abated companies, what they have on their contract amount and what they're actually doing, going back and look at DETR's records. And I put in there all years actual above contracted is 6,142. That's 44% -- the actual job counts are 44% above what they were contracted to do. So, they're outperforming all the abated companies. I wish there were a way that I could track local companies that are

AMERICAN OVERSIGHT

expanding. I can't do that because DETR doesn't delineate when jobs come online, but this is a solid indicator of what -- the companies that are getting abated, how they actually perform.

For capital investment, the stock chart shows that's the capital investment of large-scale projects. So, it doesn't include like Tesla. It doesn't include like Apple or Boulder Solar Power, also doesn't include aviation and data center abated companies because they're structured so differently. So, for comparison, so through June, we've had $329.8 million in capital investment. Roughly half of that $175 million, was in the first quarter, $155 million in the second quarter. So, it's kind of split there on the capital investment, but big capital investment, even if you pull out the aviation and data centers. If we go over to the aviation and data centers in the first quarter, two companies applied for the aviation abatements with a total capital investment of $186 million. On the data center side, we had one company that applied for a data center abatement in the first quarter with capital investment of $18.6 million, and then I'll have more after this meeting to add to this chart.

I relied on the RDA information for the pipeline report. You can see that there's a big bump up in new leads, prospects, and our WINNs are also up. I mentioned earlier that for the first half of the year, we assisted 35 companies, which will go up once I get the RDA reports back, but just looking at the first quarter, there were 23 WINNs, okay, in the first quarter. We move from 108 to 165 leads from the fourth quarter to the first quarter. Leads are up 92% over what they were a year ago. Prospects are up 38.5% of what they were a year ago, and WINNs are up over 53% of what they were a year ago.

International Trade Division report highlights Nevada Global and the collaboration that they're putting together to help provide a landing spot for foreign companies and workers. And then the trade mission to Spain in the Basque region was phenomenal. When I talk about the global recruiting pipeline, I'm talking about active leads because of the amount of time it takes to convert an international opportunity to a real WINN, and what I do is I pull out those that have become inactive. So, currently, we have 46 active leads after removing the inactive ones with an additional ten that we're throwing in. We have 12 prospects right now with two new ones after removing those that have been inactive.

The International Trade Division had a lot of activity going on in the first quarter at a very high level, spent quite a bit of time in consumer electronics show that led to relationships with Netherlands, Mexico, Quebec, and it also built into an inbound site visit with Turkey, looked at some sites. They also hosted some delegates from South Africa to talk about trade opportunities and to prepare for the upcoming trade mission. They also facilitated an inbound trade delegation from Canada talking about advanced industries and innovation and a number of things in that space. They also had a visit from the Embassy in Spain talking about the Smart Cities Program and some of the current projects and challenges that are faced on the infrastructure side of things. And lastly, seven STEP grants were awarded to help small eligible businesses with their exporting.

AMERICAN OVERSIGHT

Going to the Procurement Technical Assistance Center, it's having a very successful year. In fact, two quarters into their fiscal year, they were already ahead of all the performance metrics for the previous full year, but through the third quarter, their number of contracts are up by 43.5%. The contracts amounts are up by over 125% over what they were last year's total. So, nine months against 12 months, and they still have that kind of improved performance. The number of clients slipped slightly in the fourth quarter -- or in the third quarter of their fiscal year down to 1,454. So, annual growth slipped slightly in the third quarter, but they're still well above their long-term trend. I asked Joan Ruben, the Director in our office that runs PTAC, and she says it's because of the coordinated effort with, like, business and industry, the Small Business Administration, with Small Business Development Center. And then she also believes that a lot of the free training seminars and things that they put on make a big difference.

Looking at the Emerging Small Business Program, they report on a semi-annual basis. So, we have all the 2017 stats now for the Emerging Small Business Program. Currently, there's 1,139 total businesses certified in the state to do business with state and the urban local governments. That's up about 31% over 2016. If you look at the number of businesses that have been solicited to submit a quote, bid, or a proposal on a contract, that now stands at 1,431. That was a huge jump, 335% over what it was last year, and that's largely because of the Clark County School District had a huge marketing campaign. So, a lot of contracts solicit out there.

The contracts awarded were up by 4.3% over 2016. There were 1,015 contracts awarded in 2017. The amount was up by 7.9%, bringing the average up to 3.4% on the contract amounts on the ESB. So, they've grown every year since their inception from the 2013 legislative session.

Going over to the Film Office, I got all this latest data through June from the Film Office. They reported an additional 103 productions, bringing the fiscal year total to 333 with total local production spin in the state of over $50 million. In the table on the left there, I had 2018 YTD. You can get rid of the year to date, because it's a complete year's worth of data that they have there. The projects down below at the bottom table, those are the significant projects where there was more than a million dollars spend in the state as well as what those project types were. I also have the last two quarters of responses from their customer satisfaction survey and every response was very good. So, they hit the ceiling all across the board; a lot of satisfaction with the Film Office.

The Community Development Block Grant Program underwent some big changes in 2017 when Carson City reverted back to the state CDBG program. So, in 2018, there were 14 grants. The total grant amount was a little over $3.5 million. The rural CDBG program, they got a little over $3 million, and the urban had five grants with a total allocation of $462,000. Since 2016 and going forward, we've really tried to change the focus of the CDBG program to fund smaller grants that had an economic development focus. If you take and you compare that to what it was like prior to 2015 and earlier, it's over three times as high for economic development focus for the rural CDBG grants.

AMERICAN OVERSIGHT

As for the job and sector overview, the new job numbers come out next week. These numbers are based on the statewide jobs and the unemployment rate is based on the May numbers. Nevada now has the fastest job growth in the nation, record employment levels of 1.37 million workers, year over year job gains of over 37,000 workers, 89 months of year over year gains, 70th month of outpacing the nation. And it's not just job growth, but we're number five in GDP growth in the country, so running on all cylinders.

What really matters is the structural change that we're seeing going on within that growth. The growth matters. It's the structural change within that growth that makes it really resilient. Right now, we're looking at manufacturing being the fastest growth sector in the state both in jobs and GDP. Last year, manufacturing GDP growth was 17.3%, so that makes a big difference. Right now, highest weekly wage ranges on record. Before benefits, it's 955 a week, which is roughly $50,000 a year. And if we go down and we look at all the sectors, all of them showed positive growth in both jobs and earnings when compared to the second quarter of last year. If we look at aerospace and defense right now, there's 14,300 workers, average earnings of $85,500, benefits included.

As far as the job and wages growth, we're seeing bumps up in flight training as well as parts manufacturing. If we look at business information technology, ecosystem, 63,700 workers making average earnings of almost $48,000 a year. Wages in IT, they jumped up on the manufacturing side of things. So, if you think of IT manufacturing, it was like switches and controls and relays and that sort of thing. There's about 80 industries within this target sector, and there was a little change within all the detail.

Taking a look at the health and medical sector, currently, 111,800 workers, average earnings, over $56,000 a year. The job bump was general hospitals, doctor's offices, also elderly services. And wages were spread kind of across the board as well. The national resource technology sector to the right there, 54,000 workers, $66,400 a year in average annual earnings. Most of the job growth was on manufacturing on the energy side. So, natural resources is where we combine the clean energy sector, agriculture, as well as water technologies, and where I'm seeing the jump is in the manufacturing on the energy side. Looking at manufacturing and logistics, 125,000 workers, $59,000 a year, a little over $59,000 a year. Jobs were in really two places, warehousing and storage, 800 workers. So, there was 2,700 workers growth in the second quarter, 800 in warehousing and storage, but the big one was storage battery manufacturing, 900, and I think those numbers are slow coming. We're going to see more of that. Wages are spread. There's 467 industries within this combined industry of logistics and manufacturing.

I pull manufacturing out because it's something that we really like to stay focused on and where we've seen so much change going on, and again, that's where those storage battery manufacturing jobs have bumped up that growth, the 11,340 workers, currently, 46,200 jobs, average earnings of $56,000 a year. And then on to mining on the next page, there was little change in the jobs and wages, and where there was change, it was within gold ore mining, but it also -- I seen a little bit in silver, copper, and zinc. But it's not a big change there. It's

AMERICAN OVERSIGHT

pretty flat right now, high wages, $95,200 a year, a little over 14,000 jobs. And in tourism, gaming, and entertainment, currently, there's about 418,000 workers in that sector making on average $34,000 a year. There was little movement in the second quarter, but if I look at what happened over the previous year, second quarter of this year over second quarter last year, there were over 11,000 workers added to the sector, and earnings bumped up about $800 a year.

Governor Sandoval thanked Mr. Potts and said one of the most important points was in terms of sustainability. The Governor stated he wanted to make sure Nevada is set up to be resilient in case of a recession so that they don't have a 10% increase in unemployment and lose 175,000 jobs like they did during the last recession.

Mr. Potts concurred and said: I think the great news in all these numbers that comes out is, again, the growth is great, but it's the structural change that makes a difference. It's diversification. That's what makes it sustainable. But when you look at the underlying industries where we're starting to see the largest growth, especially when you start talking about manufacturing, those are the jobs that don't go away easy. That's what helps really create that sustainability. I did some work earlier on looking at the change within the change and how the work that economic development -- it's not just our agency. It's RDAs. It's everybody in the state that's doing this sort of thing, you know, that's in this, where you're actually starting to see the work that we're doing starting to play out in the aggregate numbers. You know, I'll bring up manufacturing again. That's roughly 42% of the jobs that have been assisted in the last six or seven years have been tied to manufacturing at some level. There's food manufacturing or IT manufacturing or advanced manufacturing or whatever it might be. And then you're seeing how that's starting to influence where you're starting to see where that sector has been the fastest growing sector in the aggregate where you could see that influence. That's what, at the end of the day, is going to help us be sustainable. You know, business cycles happen, right? But I think we've got that going for us, plus an awareness of what we need to do to stay in front of it makes a difference.

Governor Sandoval thanked Mr. Potts once more and asked if there were any other questions or comments for Mr. Potts from Board Members. There were none.

10. DIRECTOR'S REPORT – Review and Discussion

Director Anderson highlighted a couple of important items for the Board:
The trade delegation to Spain was a resounding success. We had the opportunity to meet with a large group of companies as well as higher education, culinary institutes, a whole host of folks, and I think from the very first meeting we had with 30 to 40 companies that had interest in Nevada, and the Governor had mentioned a couple, and one in particular was building the pumps, the water pumps for the third straw in Lake Mead and how critical and important that connection was.

Currently just with the launch of Nevada Global, we did kind of a soft launch just a month before, and that Nevada Global is essentially a soft landing place, an ecosystem, if you

AMERICAN OVERSIGHT

would, for companies that have interest in opening their business to the US market and using Nevada as a launching pad for that. We have got a tremendous amount of interest in this, and I think it surprised us how quickly, as a small brush fire kind of took hold. And it's exciting because I think it's pushed us to quickly grow that ecosystem faster than we had initially intended. So, with that, we will have a website, we'll have an onboarding process, and a vetting process solidified.

We already have gone through and used Poland as a pilot project, so to speak. Our office there hosted companies, running them through a boot camp, helping them understand what it would take to set up shop in the US, and again, using Nevada as that platform. We have several of those companies, five companies that have already committed to coming to Nevada and hopefully setting up shop and going through the Nevada version of that boot camp as well.

The Spain delegation is bringing a trade mission of about 15 to 17 companies that have already committed, and we'll, again, run them through kind of a Nevada Global style boot camp while they're here so they understand what it takes to get into the US market. Some of them are large and mature and have some of those specialties in-house, but a lot of them -- just sometimes the basic of a business license and setting up an entity here in the state is very different from the European Union and Spain and some of these other international locations.

GOED also entered an MOU with the World Trade Center, which is owned and operated by the Las Vegas Convention and Visitors Authority. That gives us access to the entire WTO network, and so we will be advertising. They are going to advertise for us, actually, the Nevada Global platform to allow both from their member organizations, which right now, they have MOUs with 33 other WTOs, that they have access to share that information across the Board. That gives us an immense reach when it comes to looking for international companies that potentially want to be here. I have high expectations for Nevada Global, excited to see it grow so quickly. And I think between Poland and then the subsequent trade mission to Spain, and certainly in Africa as well, as we introduce that program, we'll see it continue to pick up steam.

During the months of May and June, GOED, our international division, issued nine companies a total of $43,000 through the STEP program. Those are federal dollars that we apply for, and we're able to grant those to companies that are looking to export out of Nevada, and that could be anything from going to conventions or setting up booths or actually having meetings with international -- other international companies. And we're starting to track that a little bit differently. We've applied for a little bit extra money coming into this next biennium. So, we're looking to expand that program and think in conjunction with Nevada Global. Being able to do that exchange between multiple countries I think will be a great success for us as well, or at least a multiplier effect.

NIAS, our drone entity, Nevada Institute for Autonomous Systems, is developing out a public safety program. Nevada Center of Excellence is where it's going to be housed, and

AMERICAN OVERSIGHT

the idea is to grow that industry, and we feel like education and training, when it comes to drone usage, the rules of the road, so to speak, rules of the air, is an important piece. Recently, in the last month or so, we did a survey of industry, and this is one of the things that industry came back to us and said this is lacking. There's a gap here, and we feel like an entity like NIAS could fill that gap. That has already produced some exciting opportunities and discussions with other states looking to Utah and Alberta, Canada. We've got an MOU with them in conjunction with that, but being able to use Nevada both as a testing platform for the drones, but also for other states to send their folks here for education purpose as well. So, we think that will expand that industry.

GOED and the Bank of Nevada approved -- excuse me -- two more Nevada opportunity loans totaling $150,000. The loan department has now approved four out of five applicants for a total of $225,000. Just for reference, this was a million-dollar fund of general funds that was put together through the office for the Governor's Office of Economic Development, and we've contracted with Bank of Nevada to look for folks that may not have the collateral or may not have -- they've got a business up and running, but don't quite meet the criteria for traditional lending, and this, I think, is going to be a great success for reaching out to those folks again to make sure that nobody's left behind in that New Nevada. And one of the case -- not case studies, but profiles of the very first application was a gentleman who owns a printing company. He couldn't get a loan, traditional lending, to buy a new printer. It allowed him to expand the products and services that he did. I believe he's located in North Las Vegas, but he was able to get a loan, buy some equipment, supplies, and has opened a whole new division for his company and intends to hire about three to four people to run that.

CDBG, which is our grant program, has seen some great success in getting funds allocated. I believe the total amount was $3.1 million, but we had some revisionary funds. I think total with Carson City included was $3.5 million total, and those are listed in the Director's Report as to where those monies were allocated. This is a great investment in the rural communities, and it certainly is more kind of community development versus pure economic development. That's an important piece of the puzzle when we look at rural communities and the history they have and the opportunity they have to develop out not only with CDBG grants, but also our mainstream program, which is up and running and moving forward as well to really showcase some of the great value we have in our rural communities.

The IRS certified our 61 opportunity zone tracks. Something I neglected to put in the update here is we're looking to build a task force around that inclusive of industry, BNI, ourselves, and maybe some other agencies to make sure that we, one, highlight the opportunity for investment to as many people as possible, but also to make sure that as much of that opportunity fund dollars that are local stay local and are invested in some of these designated tracks, and I'll continue to provide the Board updates as we move forward on that.

The Film Office has been busy. While we've not seen a whole lot of tax credits issued quite yet, we've got a lot on the books and a lot of film production going on. They also have

AMERICAN OVERSIGHT

created a new online directory. So, if you'd like to have a film filmed in your backyard, you can put your backyard into this directory. I'm not sure if that's exactly what it's used for, but this allows basically industry to update their locations and what the advantages are to filming in those locations. Before, the Film Office had a hard time getting updates and having to reach out. This is a much more consumer-driven site versus top down picking which sites are good or bad.

Together with the Nevada Department of Transportation, PTAC went on an outreach trip. This, too, is a great example of rural outreach from our office. It is a tremendous resource for small business, medium-sized businesses to get access to contracts and navigate a very difficult process. And it's nice that we have an entity that goes through and helps folks get certified in the areas they need to, whether that be small business or disadvantaged business, and then how do they gain access to the contracts both from a state and federal level. Winnemucca, Lovelock, Elko, Battle Born, Ely, and Eureka were part of this latest outreach. In our next report, we have an update on the most recent here in northern Nevada. They had several hundred people show up to an event, business owners that were looking to utilize PTAC services. So, we're excited to see that grow.

The WINN program is expanding and growing. We have some really key problems as far as getting a pipeline of nursing and health professionals. We believe we found two great solutions to that. One is to build a pipeline of trainers and then drill that down into the Clark County School District as well as -- well, K-12 education. So, at a high school level, you'll be able to train through CNEs and CNAs and get onto a nursing track right through high school, and we think there's going to be a great opportunity for that. And so we'll see that in the next -- in the September meeting.

Director Anderson then said: Kudos go to Mr. Potts, who has been a tremendous resource for the state and the nation when it comes to understanding what workforce development is, how that affects our ability to grow in that sustainable way, and how to build the infrastructure and pipeline for what our employers are looking for, and not just the ones for today, but certainly looking into the future. More kudos go to Stacy Voswick, our WINN coordinator. She has been a tremendous resource for us, an asset to the Governor's Office of Economic Development. From the short time she's been here, she's really kickstarted some really great WINN programs. Some of these might have been in the hopper, but needed a whole lot of massaging to get them to Board ready, and she has jumped in with both feet and done a tremendous job in an area that is not that easy to work with when you have to have private industry and the education and our office and everybody on the same page. That's a fairly heavy lift, so kudos to her and everyone that's worked with her to get that done.

The GOED filled our mining industry specialist. As you know, Sheldon Mudd moved on to greener pastures, and we've hired Mr. Joel Lentz as our new mining specialist. He's got 35 years of Nevada mining and leadership experiencing culminating in being the general manager of the Newmont Phoenix Mine. He'll be based in our Elko office and is certainly a tremendous asset to the mining industry as a whole as well as to our office. He will help us

AMERICAN OVERSIGHT

find ways we can better service that industry and that sector. That concludes the Director's Report.

Governor Sandoval thanked Director Anderson for his thorough report and hard work. He said the state has really established and created a national model for economic development. He asked if there were any more questions or comments, and there were none.

11. STATE OF NEVADA UNEMPLOYMENT RATE UPDATE ABATEMENT APPLICATIONS FOR BOARD APPROVAL as established by the Research and Analysis Division of the Nevada Department of Employment, Training and Rehabilitation.

Governor Sandoval stated the unemployment rate update was self-explanatory – it's great. He is very excited about the way that the numbers are moving. He asked for any questions or comments on Agenda Item No. 11 and there were none.

12. PUBLIC COMMENT

There were no public comments, so the meeting moved on to Agenda Item No. 13, Adjournment.

13. ADJOURNMENT

Governor Sandoval asked if there was a motion to adjourn.

A MOTION WAS MADE BY SECRETARY CEGAVSKE TO ADJOURN THE MEETING. THIS MOTION WAS SECONDED BY DR. BENNETT. THE MOTION PASSED UNANIMOUSLY.

AMERICAN OVERSIGHT

Stephanie M. Klapstein

From: Andrew Clinger <aclinger@gov.nv.gov>
Sent: Thursday, April 19, 2018 11:30 AM
To: Derek Armstrong
Subject: RE: Good morning

Derek,

I have checked and cannot find a copy of this letter. Let me know if you have trouble getting it from CDFI.

Andrew Clinger
Senior Advisor
Office of Governor Brian Sandoval
101 North Carson Street
Carson City, NV 89701
T: 775-684-5670|D: 775-684-5667|F: 775-684-5683|E: aclinger@gov.nv.gov

---

From: Derek Armstrong [mailto:darmstrong@diversifynevada.com]
Sent: Thursday, April 19, 2018 10:53 AM
To: Andrew Clinger <aclinger@gov.nv.gov>
Subject: FW: Good morning

Andrew,

Good morning. I'm trying to locate a "State Unique Opportunity Zone Code" that was on a letter from March 5th from the CDFI to the Governor. Do you have a copy of that letter? If not, I'll try to reach out to the Treasury to get that code. I need it as part of the submission for the Nomination tool. See below per the instructions.

4.1.1 Information on the State and Authorized Representative
In the worksheet labeled "Information," enter the information requested for the State and the Authorized Representative who prepared the Nomination Tool. In addition to the name of the State and the State CEO, **the Authorized Representative must enter the "State Unique Opportunity Zone Code."** This code can be found in the March 5, 2018, letter from CDFI Fund Director Annie Donovan to the State CEO transmitting information on the Nomination Tool and is intended to ensure that the information submitted is authorized by the State CEO.

Derek Armstrong
Deputy Director
Nevada Governor's Office of Economic Development
555 E. Washington Ave., Suite 5400, Las Vegas, NV 89101
Main: (702) 486-2700
Office: (702) 486-2709
Cell: (702) 769-2836
darmstrong@diversifynevada.com
www.diversifynevada.com

Nevada Governor's Office of
ECONOMIC DEVELOPMENT
Empowering Success

AMERICAN OVERSIGHT

From: Karen Schnog
Sent: Thursday, April 19, 2018 10:37 AM
To: Derek Armstrong <darmstrong@diversifynevada.com>
Subject: RE: Good morning

Hi,
No I do not. It would be on the letter mentioned that should have been received by the Governor's office.

Karen Schnog, Management Analyst
State of Nevada Department of Business & Industry
3300 W. Sahara, Suite 425, Las Vegas, NV. 89102
Direct: (702) 486-3755; Email: kschnog@business.nv.gov
Web: www.business.nv.gov

From: Derek Armstrong
Sent: Thursday, April 19, 2018 8:54 AM
To: Karen Schnog <KSchnog@business.nv.gov>
Subject: RE: Good morning

Karen,

Do you have the State Unique Opportunity Zone Code referenced below?

4.1.1 Information on the State and Authorized Representative
In the worksheet labeled "Information," enter the information requested for the State and the Authorized Representative who prepared the Nomination Tool. In addition to the name of the State and the State CEO, **the Authorized Representative must enter the "State Unique Opportunity Zone Code."** This code can be found in the March 5, 2018, letter from CDFI Fund Director Annie Donovan to the State CEO transmitting information on the Nomination Tool and is intended to ensure that the information submitted is authorized by the State CEO.

Derek Armstrong
Deputy Director
Nevada Governor's Office of Economic Development
555 E. Washington Ave., Suite 5400, Las Vegas, NV 89101
Main: (702) 486-2700
Office: (702) 486-2709
Cell: (702) 769-2836
darmstrong@diversifynevada.com
www.diversifynevada.com

Nevada Governor's Office of
ECONOMIC DEVELOPMENT
Empowering Success

AMERICAN OVERSIGHT

From: Karen Schnog
Sent: Thursday, April 19, 2018 8:14 AM
To: Derek Armstrong <darmstrong@diversifynevada.com>
Subject: Good morning

Hi Derek,

I hope all has gone well working out the final adjustments on the OZ nominations. I am looking forward to the final designation list. I know you are busy today finalizing this through the governor and then getting them into the treasury system so let me know if I can help.

Also, I just want to mention to you that I was talking to Marc Shultz about NMTC a week ago and he mentioned that he knows you. Marc is with Snell &Wilmer Law and he is based in Phoenix. We started talking about the Opportunity Zones and shared some enthusiasm for this new program. Marc is working with a few investors that are already taking steps to start their Opportunity Funds. Phoenix is ahead of the game and will likely attract significant OZ investment like they have for NMTC by thinking ahead of the curve. Marc has a presentation on the OZ program and he would be happy to come to Vegas to conduct a presentation and meet with economic development professionals and parties interested in creating funds. I think this could be a great opportunity to help us get ahead as well. I have enjoyed presenting with Marc before and he is good and unintimidating for these complicated programs. So our thought is maybe GOED would like to pull together a presentation on the OZs. We were thinking that maybe you would like to present from the GOED perspective, Marc from the detail program perspective, one of his fund operators from the investment perspective, and possibly one more group that could add value. I really think this could be a great idea, but my bosses said we should pass that ball to you so you can run with it… meaning we don't want to step on any toes and it is really a GOED program. So I am offering my support and help for this idea of inviting Marc and an investor to town for a day setting up a presentation/panel (we can likely host this here at the NSBC if you like). I would also suggest and facilitate specific meetings between certain local district economic development professionals and potential fund development entities to get things moving as well. Marc was even suggesting early May.

I apologize for tossing this at you on such a busy day, but I thought if you wanted to give a thumbs up I could look at getting the ball rolling while you finish up the nomination process.

Hopefully you have time to let me know your thoughts.

Karen Schnog
Management Analyst
State of Nevada Department of Business & Industry
Director's Office of Business Finance and Planning
3300 W. Sahara, Suite 425
Las Vegas, NV. 89102
Direct: (702) 486-3755
Email: kschnog@business.nv.gov
Web: www.business.nv.gov



AMERICAN OVERSIGHT

Stephanie M. Klapstein

From: Andrew Clinger <aclinger@gov.nv.gov>
Sent: Thursday, April 19, 2018 11:30 AM
To: Derek Armstrong
Subject: RE: Good morning

Derek,

I have checked and cannot find a copy of this letter. Let me know if you have trouble getting it from CDFI.

Andrew Clinger
Senior Advisor
Office of Governor Brian Sandoval
101 North Carson Street
Carson City, NV 89701
T: 775-684-5670|D: 775-684-5667|F: 775-684-5683|E: aclinger@gov.nv.gov

---

From: Derek Armstrong [mailto:darmstrong@diversifynevada.com]
Sent: Thursday, April 19, 2018 10:53 AM
To: Andrew Clinger <aclinger@gov.nv.gov>
Subject: FW: Good morning

Andrew,

Good morning. I'm trying to locate a "State Unique Opportunity Zone Code" that was on a letter from March 5th from the CDFI to the Governor. Do you have a copy of that letter? If not, I'll try to reach out to the Treasury to get that code. I need it as part of the submission for the Nomination tool. See below per the instructions.

4.1.1 Information on the State and Authorized Representative
In the worksheet labeled "Information," enter the information requested for the State and the Authorized Representative who prepared the Nomination Tool. In addition to the name of the State and the State CEO, **the Authorized Representative must enter the "State Unique Opportunity Zone Code."** This code can be found in the March 5, 2018, letter from CDFI Fund Director Annie Donovan to the State CEO transmitting information on the Nomination Tool and is intended to ensure that the information submitted is authorized by the State CEO.

Derek Armstrong
Deputy Director
Nevada Governor's Office of Economic Development
555 E. Washington Ave., Suite 5400, Las Vegas, NV 89101
Main: (702) 486-2700
Office: (702) 486-2709
Cell: (702) 769-2836
darmstrong@diversifynevada.com
www.diversifynevada.com

Nevada Governor's Office of
ECONOMIC DEVELOPMENT
Empowering Success

AMERICAN OVERSIGHT

From: Karen Schnog
Sent: Thursday, April 19, 2018 10:37 AM
To: Derek Armstrong <darmstrong@diversifynevada.com>
Subject: RE: Good morning

Hi,
No I do not. It would be on the letter mentioned that should have been received by the Governor's office.

Karen Schnog, Management Analyst
State of Nevada Department of Business & Industry
3300 W. Sahara, Suite 425, Las Vegas, NV. 89102
Direct: (702) 486-3755; Email: kschnog@business.nv.gov
Web: www.business.nv.gov

From: Derek Armstrong
Sent: Thursday, April 19, 2018 8:54 AM
To: Karen Schnog <KSchnog@business.nv.gov>
Subject: RE: Good morning

Karen,

Do you have the State Unique Opportunity Zone Code referenced below?

4.1.1 Information on the State and Authorized Representative
In the worksheet labeled "Information," enter the information requested for the State and the Authorized Representative who prepared the Nomination Tool. In addition to the name of the State and the State CEO, **the Authorized Representative must enter the "State Unique Opportunity Zone Code."** This code can be found in the March 5, 2018, letter from CDFI Fund Director Annie Donovan to the State CEO transmitting information on the Nomination Tool and is intended to ensure that the information submitted is authorized by the State CEO.

Derek Armstrong
Deputy Director
Nevada Governor's Office of Economic Development
555 E. Washington Ave., Suite 5400, Las Vegas, NV 89101
Main: (702) 486-2700
Office: (702) 486-2709
Cell: (702) 769-2836
darmstrong@diversifynevada.com
www.diversifynevada.com

Nevada Governor's Office of
ECONOMIC DEVELOPMENT
Empowering Success

AMERICAN OVERSIGHT

From: Karen Schnog
Sent: Thursday, April 19, 2018 8:14 AM
To: Derek Armstrong <darmstrong@diversifynevada.com>
Subject: Good morning

Hi Derek,

I hope all has gone well working out the final adjustments on the OZ nominations. I am looking forward to the final designation list. I know you are busy today finalizing this through the governor and then getting them into the treasury system so let me know if I can help.

Also, I just want to mention to you that I was talking to Marc Shultz about NMTC a week ago and he mentioned that he knows you. Marc is with Snell &Wilmer Law and he is based in Phoenix. We started talking about the Opportunity Zones and shared some enthusiasm for this new program. Marc is working with a few investors that are already taking steps to start their Opportunity Funds. Phoenix is ahead of the game and will likely attract significant OZ investment like they have for NMTC by thinking ahead of the curve. Marc has a presentation on the OZ program and he would be happy to come to Vegas to conduct a presentation and meet with economic development professionals and parties interested in creating funds. I think this could be a great opportunity to help us get ahead as well. I have enjoyed presenting with Marc before and he is good and unintimidating for these complicated programs. So our thought is maybe GOED would like to pull together a presentation on the OZs. We were thinking that maybe you would like to present from the GOED perspective, Marc from the detail program perspective, one of his fund operators from the investment perspective, and possibly one more group that could add value. I really think this could be a great idea, but my bosses said we should pass that ball to you so you can run with it… meaning we don't want to step on any toes and it is really a GOED program. So I am offering my support and help for this idea of inviting Marc and an investor to town for a day setting up a presentation/panel (we can likely host this here at the NSBC if you like). I would also suggest and facilitate specific meetings between certain local district economic development professionals and potential fund development entities to get things moving as well. Marc was even suggesting early May.

I apologize for tossing this at you on such a busy day, but I thought if you wanted to give a thumbs up I could look at getting the ball rolling while you finish up the nomination process.

Hopefully you have time to let me know your thoughts.

Karen Schnog
Management Analyst
State of Nevada Department of Business & Industry
Director's Office of Business Finance and Planning
3300 W. Sahara, Suite 425
Las Vegas, NV. 89102
Direct: (702) 486-3755
Email: kschnog@business.nv.gov
Web: www.business.nv.gov



AMERICAN OVERSIGHT

Stephanie M. Klapstein

From: KSchnog@business.nv.gov
Sent: Monday, April 15, 2019 10:16 AM
To: Olivia.P.Imhoff2@who.eop.gov
Subject: RE: Logistics Information: April 17, 2019 Opportunity Zone Conference with State, Local, Tribal, & Community Leaders
Attachments: IMG_0557.jpg

Thank you Olivia,

I have attached a copy of my ID to facilitate.
Line 1 is Schnog
Line 2 is Karen Ann Gang

Thank you again!

Karen Schnog, Management Analyst
State of Nevada Department of Business & Industry
3300 W. Sahara, Suite 425, Las Vegas, NV. 89102
Direct: (702) 486-3755; Email: kschnog@business.nv.gov
Web: www.business.nv.gov



From: Imhoff, Olivia P. EOP/WHO [mailto:Olivia.P.Imhoff2@who.eop.gov]
Sent: Monday, April 15, 2019 9:51 AM
To: Karen Schnog <KSchnog@business.nv.gov>
Subject: RE: Logistics Information: April 17, 2019 Opportunity Zone Conference with State, Local, Tribal, & Community Leaders

Unfortunately there is not a site for you to access to check your information. I can check on my end though. Could you please provide me with your info and I will see if it matches what you have entered?

Thank you
Olivia

From: Karen Schnog <KSchnog@business.nv.gov>
Sent: Monday, April 15, 2019 12:46 PM
To: Imhoff, Olivia P. EOP/WHO <Olivia.P.Imhoff2@who.eop.gov>
Subject: RE: Logistics Information: April 17, 2019 Opportunity Zone Conference with State, Local, Tribal, & Community Leaders

Hello Olivia,

Is there a site we can log into to confirm all info was entered correctly?

AMERICAN OVERSIGHT

Thank you,

Karen Schnog, Management Analyst
State of Nevada Department of Business & Industry
3300 W. Sahara, Suite 425, Las Vegas, NV. 89102
Direct: (702) 486-3755; Email: kschnog@business.nv.gov
Web: >www.business.nv.gov<



From: Imhoff, Olivia P. EOP/WHO [mailto:Olivia.P.Imhoff2@who.eop.gov]
Sent: Friday, April 12, 2019 5:11 PM
Cc: Horning, Daniel M. EOP/WHO <Daniel.M.Horning@who.eop.gov>; Pottebaum, Nic D. EOP/WHO <Nicholas.D.Pottebaum@who.eop.gov>; Crozer, William F. EOP/WHO <William.F.Crozer@who.eop.gov>
Subject: Logistics Information: April 17, 2019 Opportunity Zone Conference with State, Local, Tribal, & Community Leaders

Good evening,

Please see the information below in preparation for the **Opportunity Zone Conference & Breakout Sessions with State, Local, Tribal, & Community Leaders,** on Wednesday, April 17, 2019. Attached you will find an agenda for the conference and breakout sessions.

DATE: Wednesday, April 17, 2019 from 1:00 p.m. to 5:05 p.m. Eastern Time

LOCATION: Eisenhower Executive Office Building (EEOB) on the White House Complex.

ARRIVE AT: 17th Street NW and State Place NW, Washington D.C., 20502.

ARRIVAL TIME AND SECURITY PROCESS: Attendees can begin arriving on the White House Complex at 12:00 p.m. Please arrive at 17th and State Place **no later than 12:45 p.m.** to allow time to get through security.

Upon your arrival, Secret Service will check your driver's license, passport, or other government issued photo ID. This must be a current, valid form of identification. Paper copies and expired IDs will not be accepted. Keep in mind that if there are any discrepancies (including minor "typos") between the personal information that you submit and what is listed on your identification, this will delay your entrance into the EEOB. We strongly advise that all guests confirm that their personal information is correct before passing it along.

After your identification has been checked, you will go through security similar to what you are used to seeing at the airport. You will then be issued a temporary badge that will give you access to the Eisenhower Executive Office Building. Please plan to spend at least 15 minutes passing through security.

CONFERENCE END TIME: 5:05 p.m., followed by an optional reception ending at 6:15 p.m.

ITEMS ALLOWED: Most items are allowed into the Eisenhower Executive Office Building. You'll be able to bring purses, backpacks, phones, etc. Luggage is allowed. Prohibited items include guns, ammunition, fireworks, electric stun guns,

AMERICAN OVERSIGHT

NV-DA-20-0615-A-005152

mace, martial arts weapons/devices, or knives of any size. If you are unsure about a certain item, please feel free to reach out to our office for clarification.

ATTIRE: Business professional.

AGENDA: See attachment.

CONTACT: If you need help or have a specific question that was not addressed in this email, please contact Olivia Imhoff at Olivia.P.Imhoff2@who.eop.gov.

Sincerely,

Olivia Imhoff
White House Office of Intergovernmental Affairs
C: 202-881-7466

AMERICAN OVERSIGHT

Stephanie M. Klapstein

From: Andrew Clinger <aclinger@gov.nv.gov>
Sent: Wednesday, April 25, 2018 4:32 PM
To: Derek Armstrong
Subject: RE: Lyon/Storey County Tracts

Thank you Derek.

Andrew Clinger
Senior Advisor
Office of Governor Brian Sandoval
101 North Carson Street
Carson City, NV 89701
T: 775-684-5670|D: 775-684-5667|F: 775-684-5683|E: aclinger@gov.nv.gov

---

From: Derek Armstrong [mailto:darmstrong@diversifynevada.com]
Sent: Wednesday, April 25, 2018 4:28 PM
To: Andrew Clinger <aclinger@gov.nv.gov>
Subject: Lyon/Storey County Tracts

Andrew,

Here is the info from the ACS website. I attached the data downloaded from the ACS site. I'm not sure if this link works https://factfinder.census.gov/faces/tableservices/jsf/pages/productview.xhtml?src=bkmk but will take you to the table to need to view.

	2015	2016
9602.01 (Lyon)	46,616	53,581
9702 (Storey)	68,203	66,738
%	146%	124%

Storey doesn't qualify as a contiguous tract using the 2011-2015 data set.

Derek Armstrong
Deputy Director
Nevada Governor's Office of Economic Development
555 E. Washington Ave., Suite 5400, Las Vegas, NV 89101
Main: (702) 486-2700
Office: (702) 486-2709
Cell: (702) 769-2836
darmstrong@diversifynevada.com
www.diversifynevada.com

Nevada Governor's Office of
ECONOMIC DEVELOPMENT
Empowering Success

AMERICAN OVERSIGHT

AMERICAN OVERSIGHT

Stephanie M. Klapstein

From: Connie Lucido <clucido@admin.nv.gov>
Sent: Wednesday, June 06, 2018 12:02 PM
To: Patrick Cates; Michael J. Willden; Mary Woods; Mary-Sarah Kinner
Subject: RE: Marlette NV Appeal June 5, 2018.pdf

Good morning all,

The grant office has been engaged to look at federal funding for the Marlette system. We have encouraged Ward and his shop to have the Marlette Water System added to the State's Mitigation Plan (housed within Division of Emergency Management) which will open another stream of federal money (pre-disaster funding). Additionally, we do expect a large Infrastructure appropriation from the Omnibus bill which could potentially be used to fund the project (or phases of the project).

Lastly, just about every funding opportunity asks how the project will be sustained after federal money is no longer available – as a result I encourage solutions for future maintenance as it will provide for a more competitive application – once we find one to apply for.

Please let me know if you have any additional questions or concerns

Best,
Connie

From: Patrick Cates
Sent: Wednesday, June 06, 2018 11:31 AM
To: Michael J. Willden <mwillden@gov.nv.gov>; Mary Woods <mwoods@admin.nv.gov>; Connie Lucido <clucido@admin.nv.gov>; Mary-Sarah Kinner <mkinner@gov.nv.gov>
Subject: FW: Marlette NV Appeal June 5, 2018.pdf

An article on Marlette ran yesterday. I was not aware any press communication was going on at the staff level. I am aware Public Works has been engaging in dialogue with Carson and Storey on funding improvements to the system.

From: Jenni Cartwright <j.cartwright@admin.nv.gov>
Sent: Wednesday, June 06, 2018 9:03 AM
To: Patrick Cates <pcates@admin.nv.gov>; Connie Lucido <clucido@admin.nv.gov>; Ward Patrick <wpatrick@admin.nv.gov>
Cc: Julie Kidd <j.kidd@admin.nv.gov>
Subject: Marlette NV Appeal June 5, 2018.pdf

Hi. Jerry took several people including Julie & I on a tour of Marlette yesterday. He stopped by the office this morning & this article - I wanted to make sure you all were aware of it.

AMERICAN OVERSIGHT

Stephanie M. Klapstein

From: jaime@alwaysontime.biz
Sent: Monday, June 18, 2018 10:53 AM
To: 'Mariah Heriman'
Subject: RE: May 17th Minutes
Attachments: GOED MINUTES MAY 17 2018.docx; GOED Board Meeting - May 17, 2018 - Transcript.doc

Hi Mariah,

Attached is the completed minutes and transcript for the May Meeting. I wanted to go over it one more time with fresh eyes. Please let me know if you need any changes or anything else with this one!

Thanks much!

Jaime Caris
Always On Time
www.AlwaysOnTime.biz

Toll Free: 800-921-3259
Las Vegas: 702-434-8368

From: Mariah Heriman <mheriman@diversifynevada.com>
Sent: Monday, June 18, 2018 9:06 AM
To: jaime@alwaysontime.biz
Subject: RE: May 17th Minutes

Thank you so much Jaime!

Thank you,
Mariah Heriman
(702) 486-2119

From: jaime@alwaysontime.biz [mailto:jaime@alwaysontime.biz]
Sent: Friday, June 15, 2018 8:51 AM
To: Mariah Heriman <mheriman@diversifynevada.com>
Subject: RE: May 17th Minutes

Hi Mariah,

Happy Friday!! Please feel free to check in any time on status. We have finished the transcript and are working on the minutes. I believe they should be done later on today. I'll send everything as soon as it's complete!

Thanks much and looking forward to working with you!

Jaime Caris
Always On Time

AMERICAN OVERSIGHT

www.AlwaysOnTime.biz

Toll Free: 800-921-3259
Las Vegas: 702-434-8368

From: Mariah Heriman <mheriman@diversifynevada.com>
Sent: Friday, June 15, 2018 8:45 AM
To: jaime@alwaysontime.biz
Subject: May 17th Minutes

Good morning Jaime,

Happy Friday!
I am taking over some of Melanie's roles and am not quite sure when she would typically check-in regarding the meeting minutes (so please forgive me if this is entirely too early) but I just wanted to touch base with you 😊

Thank you,
Mariah Heriman
Program Management Specialist
Nevada Governor's Office of Economic Development
555 East Washington Ave. Suite 5400
Las Vegas, NV 89101
Main: (702) 486-2700
Direct: (702) 486-2119
Cell: (702) 271-4296
www.diversifynevada.com
mheriman@diversifynevada.com

Nevada Governor's Office of
ECONOMIC DEVELOPMENT
Empowering Success

AMERICAN OVERSIGHT

STATE OF NEVADA

GOVERNERS OFFICE OF ECONOMIC DEVELOPMENT

BOARD MEETING

Thursday, May 17, 2018

SANDOVAL: Call the Governor's Board of Economic Development Meeting to order. We'll commence with the roll call. I believe all members are present. Mr. Specht here? I don't see Mr. Specht. All right, but we do have a quorum. So, we'll commence with Agenda Item No. 2, which is Public Comment. Is there any member of the public present in Carson City that would like to provide public comment to the Board? Yes, sir.

WILCOX: Good morning. For the record, my name is Brian Wilcox. So, good afternoon, GOED Commission Members. I want to thank you for the opportunity to provide this Commission with information and updates relevant to the cyber defense for the State of Nevada. For those of you who do not know me, I was the former Chief Information Security Officer for the State of Nevada and the Governor, and subsequently, I have moved back to the private sector after a four-year stint with the State. I currently hold a position of CISO for Black Ridge Technology International.

So, Black Ridge is a military grade cyber defense security company with its corporate headquarters in Reno, Nevada. We're a publicly traded company with affiliate offices in New York,

AMERICAN OVERSIGHT

Virginia, and California. So, I come to you today as an extension of my public trust obligation fostered while I was in official capacity with the state. I may have left public service; however, I still feel strongly obligated to protect the great state for which I chose to move 17 years ago. While serving with the state, I had a unique vantage point understanding the strengths, weaknesses, threats, and opportunities of our state's cyber defenses. I've also noted during my cyber security career the continued failures of the current cyber security defense mechanisms.

The defense strategy needs rethinking, and that is why I chose to join Black Ridge. While serving at Black Ridge, I've had the privilege -- sorry -- of working with public and private sector organizations, evangelizing identity-based security solutions. In the noisy cyber security marketplace, we are unique in providing a solution that forever changes the way we communicate safely over the internet. Transport Access Control, the primary of seven patents that we hold, acts as the liaison between the chaos of the internet and organizational networks. TAC prevents all unapproved traffic even from being initiated. Our revolutionary solution authenticates every connection on our first packet of data. The result is an immediate tangible reduction in malicious, unwanted traffic and traffic that poses the bulks of cyber threats today.

AMERICAN OVERSIGHT

Only preauthorized authenticated connections are allowed, all of which are managed via a highly scalable and secure provisioning system. Here today, I continue my quest to inform this key committee and all other state entities of our existence and that the next generation of cyber defenses has arrived. As a member of the Nevada business community, we are coordinating our efforts through the Nevada Office of Cyber Defense Coordination and meeting the State's cyber strategic plans for years to come. So, I have information available for anyone after the meeting, and I just want to thank again for the Committee to provide me some time to make these comments.

SANDOVAL: Thank you, Mr. Wilcox. Is there any other member of the public present in Carson City that would like to provide public comment to the Board? I hear and see no one. Is there anyone present in Las Vegas that would like to provide public comment?

HUTCHISON: Yes, there is, Governor.

SPEAKER: Thank you, Governor, Lieutenant Governor, Board. Jared Smith, Chief Operating Officer of the Las Vegas Global Economic Alliance. Just wanted to take a minute today to hopefully set the stage a little bit for this meeting to say how proud I am of all these companies that we're going to discuss today, and specifically, to call your attention to how proud we should all be of the economic development infrastructure staff, incentives, programs, Governor, that exist under you and just

AMERICAN OVERSIGHT

want to say how proud we are of our partners, of these companies, of our team and of you and the leadership. This is a big day. This is the most projects that LVGEA has ever brought in one meeting, and so we are very thankful for everybody involved in all these. It really does take a very large team to make this happen and also to tell you how proud we are of our friends in the northern part of the state who have -- we have been partnering with to help spread the news of Nevada as a great place to do business. So, just wanted to say thank you all very much.

SANDOVAL: Thank you very much. Is anyone else present in Las Vegas that would like to provide public comment?

HUTCHISON: No, Governor.

SANDOVAL: All right, thank you, Mr. Lieutenant Governor. We'll move to Agenda Item No. 3, which are my comments. We have a pretty -- Mr. Smith said we have a pretty aggressive schedule today, so I'm going to limit my comments only to this, is that we have a new member of our Board of whom I -- which I was very proud to appoint Mr. Adam Kramer, who is the Executive Vice President of Strategy for Switch Communications. I'm really pleased that you agreed to serve the State, and Adam, I'm really glad you're here and had the opportunity to work with you through the years. I think you're going to be a valuable addition to this Board, but I wanted to give you an opportunity to introduce yourself.

AMERICAN OVERSIGHT

KRAMER: Thank you so much, Governor, and thank you for the opportunity. It really is an honor to serve on the GOED Board. I've got to see the fruits of the labor from all of the local economic development organizations through GOED around the state under your leadership here and what that's done, and being here working for Switch and seeing that, it's truly an honor to be part of this Board.

SANDOVAL: Thank you, Adam, and maybe I do have some comments, because Mr. Smith really got my mind working, but perhaps I don't say it enough with regard to the regional development authorities and the relationship with GOED and Director Anderson and everyone that's on his team north and south. I really do believe that the State is in an economic renaissance. You know, when I talk about the new Nevada, it's not just words. We're really pleased and excited about the quality of the types of businesses that are coming to our state, and this Agenda today really speaks to that. I will tell you, you know, I still shop at Costco and the grocery store and all those things, and not a day goes by where members of the public don't approach me and let me know how pleased they are with regard to what's happening in the state, how pleased they are what's happening with our higher education system, our K through 12 system.

You will see today with regard to our job training and what we're doing and the relationships and partnerships that we have

AMERICAN OVERSIGHT

throughout our education system and the economic development authority. I suppose that when you're in the middle of it, you don't realize how great it is, and when you juxtapose that to what's happening in other states and when other -- when I get approached by other Governors, and frankly, representatives from other nations about what we're doing here and that they want to replicate this because it is unlike anything else that they have seen. So, everyone that has been responsible for participating in all of this should be very proud with what we've accomplished. Certainly, the work is not done. It never will be done, but, you know, we're really building something very special here, and we do have an item on the Agenda with an entity that I had the opportunity to attend the groundbreaking yesterday. And there were representatives from, frankly, a lot of different places, and they really opened their eyes as to what's happening in the state, and I said that this state, the state of Nevada, is the epicenter of the new economy.

I mean, there is a fourth industrial revolution that is occurring right before our eyes, or industry 4.0, and Nevada, I believe, humbly, that we're well-positioned for that. And I think this Agenda, again, reflects what we know and what other entities are finding out, that this is a really special place to do business. It's a really special place to live. We have a great quality of life. We're investing in our people, and we're investing in our education system, and the future is extremely

AMERICAN OVERSIGHT

bright, and I think we have positioned ourselves in a way that we have resilience as we move forward and that the way we've diversified our economy -- if you looked at our pie chart as to where -- you know, where we were seven or eight years ago and where we are now, it's very different, and we have words in our vocabulary that didn't exist before at least with regard to the state, and it's really special. So, I guess I am on my soapbox a little bit, but I will tell you having the privilege to serve in this capacity in this position I've had and having a limited number of days left in my tenure, I've seen this come a very, very long way, and it hasn't come without a lot of hard work and sacrifice and commitment on behalf of a lot of different people, but particularly, collaboration and working together. That is the key. It is the absolute key, and I think that's the secret sauce that doesn't happen in a lot of other states. So, with that -- and this sounds like the speech I'll give in December, you know, but any event, I don't think you can say it enough, and these are things that I think about, but perhaps I should take the opportunity like I'm doing today to articulate.

So, from the bottom of my heart, I want to thank everybody that is on this Board and serves on the -- at GOED as well as the regional development authorities, our universities, our community colleges, our local governments, everybody that has come together in a way that is, as I said, unlike anywhere else in the country. So, with that, we'll move on to Agenda Item No. 4. That's the

AMERICAN OVERSIGHT

great part of this Agenda item. No one gets to talk back at me. I get it all to myself, but we'll move to Agenda Item No. 4, which is Approval of the March 15, 2018 Board Meeting Minutes. Have the Members had an opportunity to review the minutes, and do you have any changes? If there are none, the Chair will accept a motion for approval.

KLAICH: So moved, Governor.

SANDOVAL: Mr. Klaich has moved to approve the March 15, 2000 Board Meeting Minutes. Is there a second?

KRAMER: Second.

SANDOVAL: Mr. Kramer has seconded the motion. Any questions or discussion on the motion? Hear none. All in favor say aye. [ayes around] There was a mumble ayes from down south, but I'll take those as a unanimous vote and approval of the minutes. We'll move to the main event, which is Agenda Item No. 5, which are the Abatement Applications for Board Approval. Agenda Item No. 5A is Advanced Technologies, Inc. dba Pictographics. Good afternoon, please proceed.

URSEM: Good afternoon. Thank you, Governor Sandoval, Lieutenant Governor Hutchison, Madam Secretary Cegavske, Director Anderson, and Members of the Board. For the record, Perry Ursem, Vice President of Business Retention and Expansion with the Las Vegas Global Economic Alliance. I'm here today in show of support for the application submitted by

AMERICAN OVERSIGHT

Advanced Technologies Management, Incorporated doing business as Pictographics.

Now, based in the greater Las Vegas area of southern Nevada, Pictographics is a 24-year-old printing company providing unique digital printing services for a number of industries. This company has been working on its current initiative for some time to begin producing three-dimensional printing. As the CEO will share today, this evolution in printing opens the market for Pictographics on a global scale. This expansion would add 27 new jobs, producing an average hourly wage of $27.35, and capital investment projections total $17.6 million. Now, this application meets the requirements set forth by the Governor's Office of Economic Development and has the full support of the Las Vegas Global Economic Alliance, and with me today from Pictographics is Mr. Craig Miller, President and Chief Executive Officer, who will provide further insight into his company. Mr. Miller.

MILLER: Thank you, Perry. I want to say that the -- we couldn't have done this without the tremendous support of the GOED staff, and you should be very proud of the people who were the tip of the spear going out and meeting with business people and helping provide the additional incentive to have us expand in the state of Nevada. And I want to thank you, Governor, for making this opportunity possible. One of the things I want to mention is that I sit on the Board of the

AMERICAN OVERSIGHT

District Export Council, part of the Department of Commerce, and as such, I've been able to witness over the past number of years your leadership in the effort to increase export from the state of Nevada with the various trade missions from Poland to China, and, you know, some of my colleagues on the Board have benefited from building skyscrapers in China that was the direct result of your effort to promote business -- Las Vegas business, Nevada business around the world. And so I just want to say that as someone who's kind of watched that from the sidelines for a number of years, that you and your team has done an extraordinary job.

So, getting back to our company, we're basically a mom-and-pop company, and I can say that because my wife is the CFO at work and at home. At work, she's the Chief Financial Officer, and at home, she's the Chief Female Officer, and that we are a credit-card-financed home business that started in the bedroom of our house in February of 1994. When we moved out of our house, and the reason we moved out of our house is because we were doing -- we were pretty competitive in the marketplace, and one of our competitors turned us in to the county for violations of zoning ordinances. That was the worst possible thing they could have done.

We were so happy in our house, we didn't want to grow, because we were doing very well. We were being very careful not to violate any rules or regulations. What we did was -- is that

AMERICAN OVERSIGHT

we made an effort to get a variance, which we ultimately got a three-year variance from the county, but it opened our eyes to the fact that we needed to move on and move out, and the company that turned us in to the county is no longer in business, and they turned us into a tiger, but that's another story.

So, the thing that's one of the hallmarks of our company is that we've always been at the forefront of technology. So, for example, we were one of the first four companies in the US in 1996 to develop the technology for digitally dying textiles. That led us to become the number one producer of digitally printed gaming table felts in the US and the largest producer of high-end race team uniforms in the US. Of course, that all went offshore, but that's another story. But the fact is that if you see an opportunity with an evolving technology and you're not afraid and you go for it, that you can give yourself a competitive advantage that can last 12, 18 months, in some cases, a decade. It has for us.

So, there's been a number of things over the years in the 2D printing area that we've pioneered. Those of you who have been to the form shops at Caesars Palace where they have the circular escalators and there's 38,000 square feet of hand-painted frescos on the -- in the growing vaults, we printed those. So, it's with -- that was -- we were able to do that because of advanced scanning technology to be able to reproduce the frescos. So, in that light, one of the things that's

AMERICAN OVERSIGHT

happened that's interesting -- and by the way, one of the great advantages of being in Las Vegas is the trade show industry, the exhibit industry, and that's basically sustained our company. And the fact that we were one of the first people to do dye sublimated fabric, now you go to any of the events, and all the exhibits have thousands and thousands of yards of dye sublimated fabric.

We did six Fiesta Bowls where we wrapped the inside of the stadium with 80,000 square foot of digitally dyed fabric. We wrapped the inside and the outside of Thomas & Mack with fabric, included 150-diameter decal on the top of Thomas & Mack for AE Sports. Out of this mom-and-pop operation, out of our house, which now we have a 20,000-square-foot high-tech building that we designed and built ourselves for which we can do miracles in because we have all the power in the world and fiber optic internet and that sort of thing. But what's happened is, is in the exhibit industry, there's been a lot of out-of-state competition, which is good for you guys, because they've come in, and they've set up companies in Las Vegas.

So, we looked at a lot of our core business in the 2D printing area, and we realized that it was becoming commoditized. So, the fact that we invented some of these processes no longer protects us from commoditization. So, we had to say, what's the next big thing? When you look at 3D printing, 3D printing has been going on for 25 years, and for about the last five or six

AMERICAN OVERSIGHT

years, people were saying that desktop 3D printing was going to be on every home and you were be making your own parts at home. It was overhyped, but in the last 12 to 18 months, revolutionary technology has come onto the scene that opens up a trillion-dollar market.

What is that trillion-dollar market? Manufacturing. So, in the beginning, you were making cutesy little things and making prototypes. So, you were doing one or two things. What if you could do thousands of things. What if you can produce parts for the same price that they're molded? What if you can do ten million colors in a print? What if you can do anything? And so what we've decided to do, and this is kind of a megalomaniacal plan and for which I apologize, but we want to become the premiere 3D print company in the world, and how we're doing that is that we're taking seven of the most revolutionary 3D print technologies -- for example, we now have the largest and fastest 3D printer in the world. I could print any of you in five hours in our shop if we scanned you. We now have the only photorealistic 3D printer in the world that prints with ten million colors, an 18 micron slicing, 270 DPI and the Z axis.

We're bringing in -- we have sitting on our floor, it's not assembled yet, a continuous strand carbon fiber printer that will print a chain link that will lift 22,000 pounds, yet is 40% the weight of aluminum and twice as strong. We will be printing in titanium, aluminum, stainless steel, and steel, including steels

AMERICAN OVERSIGHT

like Inconel to be used in the space industry by July. We have a stereolithographic printer that's used in dentistry and jewelry and that sort of thing, but prints 55.1 inches wide. So, we have -- and it's not public information yet, but it will be as of next Thursday.

SANDOVAL: It is now.

MILLER: But we're forming an alliance with Hewlett-Packard to become a manufacturing center for 3D printing and teaming with Hewlett-Packard in Las Vegas. We've been named the beta site for their new 580 color printer. We were the beta site from Memake's [phonetic] color printer. So, we have -- so, not only are we out front, but we have the first machines in the world to be able to go out and capture a market share. But the thing that's important to understand about having all these multiple technologies is that, you know, you could have one technology where you're cachunk, cachunk, cachunk, doing the same thing. Imagine you have three technologies so that you can use the color thing to make the dazzle and you can use the big thing to make the big thing and you can use the carbon fiber to make the strong thing.

So, we just did a front of a helicopter for Honeywell. It's for a trade show exhibit so they can demonstrate their avionics, and because -- right now, even though we're just starting out, we are the only company in the world with the technology that we currently have, and we just are beginning.

AMERICAN OVERSIGHT

I'm sorry, I get -- can you tell I'm excited? So, if you have any questions about anything about -- and here's the other thing that's kind of cool -- oh, and by the way, a young Las Vegas gal who's finishing her junior year in engineering at San Diego State will be our first paid intern this summer, and we work with people like Rama Venkat, the Dean of Engineering at UNLV, and we think that the UNLV engineering program is absolutely astounding and have had extraordinary good luck working with them in the past, and we hope to bring in undergraduate and graduate students into the program. And because we'll have things that they can't do anyplace else on the planet for a while, it's going to provide a really great opportunity for people that, you know, have world-class experience at the university level.

SANDOVAL: Thank you, Mr. Miller. That's impressive and interesting. I was looking at some of your exhibits, and I don't know if the audience has the benefit, but when you said you could print somebody, he really means it. And if you look at one of your graphics, that there might be some politicians during the campaign year who get themselves printed so that they can put themselves in more than one place at the same time, but it's very --

MILLER: And we can print that life-size, Governor. We can print that life-size.

SANDOVAL: No, and I was looking at, as well, at the statue that you have there. So, this statue is printed.

AMERICAN OVERSIGHT

MILLER: Yes, that's 14-foot-tall. It's printed in -- I think that's three or four pieces.

SANDOVAL: So, any event, you know, I don't have any specific questions, because obviously, you're an established business and, you know, frankly, the American dream story, literally operating out of your house and then becoming what you are now, which is a leader globally in terms of what you do. That's incredibly impressive, but also, you know, with regard to the application itself is you do exceed all of the eligibility requirements. Frankly, I'm excited that you're based here in Nevada, in southern Nevada, and doing this right here at home and leading the way. And as you said, the possibilities are endless, and, you know, at the beginning of this meeting, I talked about some of these things that we're doing statewide with regard to advanced manufacturing, but this may change the entire dynamic associated with that.

MILLER: Yes.

SANDOVAL: So, that will be fascinating to be able to watch that. So, again, I don't have any specific questions, just comment that congratulations and really pleased that you're a Nevada-based business that has chosen to stay here and expand here.

MILLER: Thank you, sir.

AMERICAN OVERSIGHT

SANDOVAL: So, do -- I'll start in Southern Nevada. Do any of the Members of the Board in Southern Nevada have any questions or comments you'd like to make?

CEGAVSKE: Governor, this is Barbara Cegavske. I just wanted to, again, thank you and echo the Governor's comments. Thank you for staying here and expanding here, but this is amazing what you do. I'd love to come and have a tour to see exactly what it is, because I think once you see it, it's bigger than life. Just seeing it on here is a little different, but thank you, sir, very much for being here today.

MILLER: Well, thank you, and I just want to extend an invitation for any of Governor Sandoval's associates or staff or people in the Nevada government. We have an open door policy. We have a lovely facility. We're proud of it. We have an incredible staff, a lot of homegrown talent, and we're always open to having visitors. We'd love to have you come by.

HUTCHISON: Governor?

SANDOVAL: Any other questions? Mr. Lieutenant Governor.

HUTCHISON: Thank you. Mr. Miller, thank you for being here. Thank you for a very interesting and entertaining presentation, and again, for those of us who have worked hard and have followed the Governor's lead on economic development. He talked about vocabulary that didn't exist, you know, six or seven years ago. He was talking about your kind of company, and my

AMERICAN OVERSIGHT

question for you is that the application says that this expansion is going to create about 27 jobs.

MILLER: Yes, sir.

HUTCHISON: And you say with this expansion and the technology you have -- and I assume you've got -- it's protected, IP protected technology that your company has.

MILLER: We have a number of patents.

HUTCHISON: Right.

MILLER: There are some things that will -- some of the thing -- some of our IP will benefit from our manufacturing capability, but generally speaking, right now, our protection is being first, that the fact that -- for example, with our Memake -- we were -- Memake is a worldwide company based in Tokyo and that we were their -- they chose us to be their beta site for machines. So, we had six months before anybody could even buy a machine where we're out selling product, and so now we're known as the company that does photorealistic, ten-million-color 3D printing. Now, that's not to say other people aren't going to be able to buy it, and we're not protected by IP in that regard. But here's one of the things I want to say that I like about this. It's very, very hard.

When we started our business in 1994, it was incredibly hard, because the large and grand format digital printing was in its infancy, and so being able to make print-ready files and working with the local advertising agencies and that sort of

AMERICAN OVERSIGHT

thing was extremely difficult. And so we -- and first of all, we didn't know what we were doing when we started, and so we had to get really, really smart, really, really fast. And that's the thing right now that I love about this, is that if someone wants to go out and buy the capital equipment, good on you, because the 3D aspect, the software aspect with the files, is rocket science, and so the fact that we're teaming up with high schools in the university system and that sort of thing to develop the talent that's going to be required to move into additive manufacturing in the future, that's -- I mean, almost anybody can buy equipment, but getting the human capital that's able to take advantage of that equipment, that's the secret sauce, and we're all over that.

HUTCHISON: Well, again, thank you, Mr. Miller, and we look forward to, I hope, in the future you coming in for more opportunities for expansion and more job creation. So, thank you very much. I'll be pleased to support the application. Thank you.

SANDOVAL: Thank you, Mr. Lieutenant Governor. Other questions or comments from Southern Nevada. Any comments or questions from Northern Nevada? I will say, Mr. Miller, you're the first to use megalomaniacal in our -- in a presentation before this Board. So, again, quite -- you know, in all seriousness, a very, very impressive application, and again, one that we're very proud that you're a Nevada-based business. So,

AMERICAN OVERSIGHT

if there are no further questions or comments, the Chair will accept a motion to approve the abatement application of Advanced Technologies Management, Inc. dba Pictographics for a sales tax abatement, modified business tax abatement, and personal property tax abatement as presented in Agenda Item 5A.

KLAICH: So moved, Governor.

SANDOVAL: Mr. Klaich has moved for approval. Is there a second?

CEGAVSKE: I'll second it. This is Barbara from Vegas.

SANDOVAL: Second by the Secretary of State. Any questions or discussion on the motion? I hear none. All those in favor say aye. [ayes around] Those opposed say no. That motion passes unanimously. Congratulations, Mr. Miller, and I will take you up on your -- I'm not going to send my staff. I'm going to come myself. I've got to see this for myself. So, congratulations, best of luck.

MILLER: Thank you, sir.

SANDOVAL: You're very welcome. We'll move to Agenda Item No. 5B, Axion Corporation.

SPEAKER: Good afternoon, Governor, Lieutenant Governor, Madam Secretary, and fellow Board Members. It's my pleasure to bring forth this application that we've been working on for a couple years now I guess, and finally, it's coming to pass. Axion is a company that's a provider of satellite-based

AMERICAN OVERSIGHT

entertainment services and a lot more, and we're going to let the CEO speak to that matter in just a minute. The company is investing over $27 million in capital equipment with 205 employees with an average wage over $40 an hour, and so EDAWN supports this application as this company meets all three requirements, and at this time, I'd like to introduce to you their CEO, Thomas Wendt, and he could tell you a little more about the company.

WENDT: Good afternoon, and thank you for your time, and Mr. Kramer, I hope you find your new position very rewarding. I think you'll enjoy what you're going to be doing. For the record, my name is Thomas Wendt, and I represent Axion Corporation as its Chief Executive Officer. Axion provides advanced satellite technologies and services that enable consumer and residential access to new generation of [inaudible] high throughput satellites. Axion's new technology combined with this new type of satellite recently put into orbit allows Axion to deliver products and services that will deliver speeds up to 100 megabits per second for residential and commercial broadband services in a bidirectional service. Unlike satellites in the past which were one way, this is a bidirectional services.

Axion will deliver products initially into the United States, but the satellite coverage in this first satellite also covers all of North America, Mexico, Latin America, the Caribbean, and the Atlantic shipping and air routes. Axion has

AMERICAN OVERSIGHT

partnered with Google and Nvidia to deliver satellite products for consumers and businesses that are more advanced than what the terrestrial broadband providers can provide. This includes entertainment services, console games like you would play on an Xbox or Playstation, home automation, advanced services for the Internet of Everything. Our initial target market is the 14 million households in the United States which today have no residential broadband services or completely underserved, but as more satellites are launched, this opportunity will eventually reach 59% of the homes and buildings that globally have no connection to the internet or no broadband services of any type.

As each satellite is launched, the area to which services will be delivered will expand, and by 2020, high throughput satellites will begin to provide global coverage. The economic incentives provided by Nevada are important reason that Axion chose to locate here, but I would add that equally as important was the dynamic business climate that we have seen evolved over the past two years as we worked on this project in the state of Nevada. And for this first satellite, Axion will be making an investment of $20.6 million in capital infrastructure, fiber optics, headends, uplinks, downlinks for the satellites, and engineering and test facilities here in Nevada. We expect to employ a team of 205 employees at a rate of approximately $40.60 per hour. With medical, dental, and vision benefits, we believe that we will have an outstanding package for our employees, and

AMERICAN OVERSIGHT

we will be great -- a great contribution to your community. Another critical component in our thinking was being able to work with local educational institutions introduced to us by EDAWN to train prospective employees, provide advanced educational opportunities for our team members to advance their careers in design and manufacture of advanced satellite technology and to incubate new businesses that can advance the mission of creating products that will complement high throughput satellites.

We have a vision for the company to be invested in our employees, our family, and the community. This is driven from the top down, starting with our Chairman, Edward Horowitz, an industry veteran, one of the founders of HBO and former CEO of SCS, which was the largest satellite operator in the world, and our board of directors and senior executives, several of whom are here with me today, some of whom will soon be former Texans and new citizens of the great state of Nevada. Thank you for your time, your consideration, and thank you to EDAWN for their patience as we carefully evaluated our options in helping us come to the realization that Axion would thrive in northern Nevada. Thank you.

SANDOVAL: Thank you, and I have nothing against Texas, but Nevada is the best. But in any event, Mr. Wendt, so help me understand. What does it look like? So, two years from now, you're up and running. How do -- how am I as a consumer access this service that you're talking about?

AMERICAN OVERSIGHT

WENDT: It's fairly simple. Whether it's on a website or resellers and installers throughout the United States, some of them brick-and-mortar installers, you, in an area that does not have normally broadband services, order up. We bring out a satellite and a modem, and we connect you up at the type of service level you want to have.

SANDOVAL: And will that be a service that is accessible or available in rural Nevada? If I live in --

WENDT: Absolutely.

SANDOVAL: -- Tonopah, Nevada, I will have the same service that I would get in Reno or Las Vegas?

WENDT: Our first three spot beams that we're going to launch or turn up are northern Nevada. So, any citizen in the state of Nevada would be able to have, for the first time, broadband capabilities that normally they'd have to live in an urban center to have.

SANDOVAL: And you -- I mean, this is an incredibly attractive wage, average wage, of $40.60 an hour. What is -- of those 205 employees, what's the standard skillset that you'll be looking for?

WENDT: Well, roughly half of them will be engineering skillsets, but we'll also have people responsible for business development. We're putting our corporate headquarters here, but also, we will start to manufacture the devices here, which we refer to as an ATEC, which stands for Android Terminal

AMERICAN OVERSIGHT

for Entertainment Communications. We're satellite people, so we don't say set top box, but that's what it is. In this box, and your kids would probably call it a game console, would be made here in Nevada. Average wage for that type of manufacturing is $35 an hour with experienced operators of SMT lines, which are robotic consumer electronic assembly lines, is $45.

SANDOVAL: Now, I am -- one of the hats that I -- I have to wear several hats, but one of which is -- I wore earlier this week is Chairman of the Board of Prison Commissions on which I sit with the Secretary of State. But we were having a conversation with the Director of Prisons regarding trying to build a telemedicine infrastructure. So, is this a type of service that would related to that as well?

WENDT: Yes. We can provide up to one -- well, this might make sense to Mr. Kramer -- 1.4 terapixels of video throughput in any given satellite beam, which means we can put a lot of high-definition cameras into a surgical suite.

SANDOVAL: And it's no accident Mr. Kramer is on here, because he speaks your language. I mean, I understand a little bit, but I'm sure he'll have several questions for you. But, you know, for me, it's very important, because Nevada is I think the second most urbanized state in the country. So, in other words, most people live in Reno and this area, Carson City, or Las Vegas, but we have a lot of very small communities that don't have the same quality of life because of the bandwidth out there

AMERICAN OVERSIGHT

and access to the internet, et cetera. So, this is something that is truly a breakthrough technology that for them could be a life-changer. I was in a small community called Beatty, Nevada, and they, through a partnership with a local provider, they finally have access, and it really has been something. But, you know, we talk about this Economic Development Board and being able to -- we're having great success here in Northern Nevada and Southern Nevada, but it's difficult to recruit out to some of these rural areas because of this issue. So, that's why I'm particularly interested in being able to provide that and give Stan a little competition out there perhaps in rural Nevada. So, you said engineers. So, are these engineers that you need to hire immediately from the universities? Is that the -- with a degree?

WENDT: We expect to have a good university hiring program working with UNR and UNLV. We'll have to recruit from other parts of the country with some people that we're already in the process of recruiting from, Texas and other states.

SANDOVAL: And then finally for me, and I'll turn it over to somebody else, but when do you anticipate breaking ground or leasing a building or beginning operations?

WENDT: Sometime during the course of the summer. We're in a series of test phases. The satellite reached its geostationary orbit on December 4th, and it's through all of its tests and evaluations. So, we'll be doing some test services on

AMERICAN OVERSIGHT

it, and then we'll be able to start building brick-and-mortar facilities, because we will be confident everything will work fine. There are also three more satellites, the next three generation of satellites currently under construction in Phoenix today, and those will start launching in 2019, and as each satellite is launched, we will be expanding our business.

SANDOVAL: That's all I have. Questions from Northern Nevada? Mr. Klaich.

KLAICH: Governor, not a question, but a comment. We often talk about the requirements for abatements and whether those requirements are met or not. In this case, they're crushed. The number of jobs you're creating, the investments you're making, the wages that you're paying are exactly the kinds of jobs that we want to attract to Nevada, and I would just say thank you, and Stan, to your group for putting through this. If I asked any other question, I think you'd see my lack of knowledge on geo-synchronize, something or other, but this is the kind of company that we love to see here and that we've created the environment to attract here, Governor.

WENDT: Thank you.

SANDOVAL: Thank you, Mr. Klaich. Mr. Kramer.

KRAMER: Thank you, Governor. I just want to point out that, you know, one of the projects that Switch has worked on is helping work with the State on connectivity to rural schools and to rural medicine, and obviously, one of the biggest

AMERICAN OVERSIGHT

challenges is the last mile, and this -- the areas of Nevada that aren't located off of major highways where there's not a fiber currently running and having this technology deployed here and using this as a test site, not only is this phenomenal from an economic development standpoint and what it'll do here for Northern Nevada, but the impact that it has on those rural communities and providing those kids and the schools the same educational resources that the kids here in Reno and Washoe and Carson and Clark have is game-changing, and it's so much more impactful than just even the dollars and sense of the economic development. So, I thank you, and I really am proud to support this application.

WENDT: Thank you very much, appreciate that.

SANDOVAL: Thank you, Mr. Kramer. Questions or comments from Southern Nevada?

CEGAVSKE: Thank you, Governor.

SANDOVAL: Madam Secretary.

CEGAVSKE: And thank you, sir, for -- thank you. I'm really excited, the same reasons that the Governor is, because I sit on the Board of Prisons with him as well, but I wondered if you have reached out to the community colleges. I know you said UNLV and UNR, but the community colleges are really, really important to us because of the skillset that they help with our communities. Have you reached out to them or talked to anybody in those localities, because they're probably closest to the

AMERICAN OVERSIGHT

community and being able to help. So, what you have going, I echo the sentiments of all my colleagues, and I thank you very much for bringing this here. This really does help with so many ways, but just interested in the community college segment of my question. Thank you.

WENDT: Yeah, that's a very good point, and it was actually key in what our decision-making process was to come here, because we were concerned about an educated labor force, and EDAWN introduced us to the local community college, which got us thinking very clearly about a 12-week training process that we could take people through jointly with the community college. Setting someone up behind a robot that's creating consumer electronics is not a trivial task. There's a lot of training that goes into that, and so our hope is to build a program with the community colleges here to deliver a stream of employees.

CEGAVSKE: Thank you, and thank you, Governor.

SANDOVAL: Thank you, Madam Secretary. Any other questions or comments from Southern Nevada?

HUTCHISON: Governor, just a quick comment, please.

SANDOVAL: Of course, Mr. Lieutenant Governor.

HUTCHISON: Thank you, and Mr. Wendt, thank you for a fantastic application, and I'm not going to repeat what [inaudible] has already said in terms of the application. I am just going to point out, because I enjoy doing this when we have these kind of applications, because although everyone on this

AMERICAN OVERSIGHT

Board and I think everybody in this room are believers in these tax incentives and opportunities that we provide to businesses. Some people aren't. So, I just would like to point out the benefits of your application. We're going to be asked, and if in fact the motion carries, to provide about $2.9 million in incentives, and in exchange for that, the tax benefit -- the direct tax benefit will be over $6 million, and the direct and indirect tax benefits to the state and local governments will exceed $43 -- almost $44 million. So, this is what you envision when you incentivize companies to be in Nevada and to either relocate here or to expand here. So, thank you for this application, and it's an affirmation of what many of us believe, and that is that under the Governor's leadership, under the legislator's leadership as well, Nevada is headed in a right direction, because we are providing these kind of sound policy opportunities for Nevadans. So, thank you, and congratulations.

WENDT: Thank you.

SANDOVAL: Any other questions or comments from Southern Nevada? Hear none, and anything else from Northern Nevada? Again, Mr. Wendt, perhaps when I was giving my introductory comments, this is exactly what I had in mind, you know, when I say that Nevada is at the epicenter of this new economy and technology. I mean, it make -- this is obviously first of its kind and something that's being developed right here in our -- not our backyard, but our front yard, and so I'm very

AMERICAN OVERSIGHT

excited about the prospect of this application. I'm going to be -- I'm watching with interest and very closely with what you're doing here, and as I said, I know that you have a lot of opportunities to do site selection. And as I said, we've competed with Texas, and Texas is a great state. I never -- I've always said that I'm never going to say anything derogatory about any other state. We're all proud of our states, and we're all proud of what we have to offer, and at the end of the day, you're the one who has to make the decision as to where you're going to locate. And as I said, it goes back to our regional development authorities, EDAWN, and the others across the state, Economic Development -- or the Global Economic Development Alliance that we have in Southern Nevada. I mean, these are all partnerships we work together to bring companies of your stature and potential to our state. So, I'm going to be very pleased to be able to support this application. All right, if there are no further questions or comments, the Chair will accept a motion to approve the abatement application of Axion Corporation for a sales tax abatement, modified business tax abatement, and personal property tax abatement as presented in Agenda Item 5B. I'll take a motion from Southern Nevada.

HUTCHISON: Move to approve, Governor.

SANDOVAL: Lieutenant Governor has moved for approval. Is there a second?

HAVINS: Havins, second.

AMERICAN OVERSIGHT

SANDOVAL: Dr. Havins has seconded the motion. Any questions or discussion on the motion? I hear none. All in favor say aye. [ayes around] Those opposed say no. That motion passes unanimously. Mr. Wendt, congratulations, and best of luck.

WENDT: Thank you very much. We appreciate that, Governor.

SANDOVAL: Agenda Item 5C, Caremark, LLC.

WALSH: Good afternoon, Governor, Lieutenant Governor, Madam Secretary, Executive Director, and Board Members. For the record, Michael Walsh with the Las Vegas Global Economic Alliance. I am here today to introduce you to Caremark, LLC. Present with me today is Mr. Dan Klein, Director of Engineering. Caremark, LLC is requesting sales and use tax abatement, modified business tax abatement, personal property tax abatement, and Catalyst Fund. They will have a capital equipment investment of $5 million. They will hire 102 employees within the first 24 months of operations at an average wage of $25.73. Caremark also offers a comprehensive benefits package to their employees. Caremark, LLC meets the statutory requirements and has the full support of the LVGEA. Caremark, LLC operates as a subsidiary of the American retail and health care company CVS Health and is headquartered in Woonsocket, Rhode Island.

CVS Health, it's important to note, is number seven on the Fortune 500. It's an honor to have them with us today, and I'd

AMERICAN OVERSIGHT

like to thank Gustavo Perez from Ernst & Young from San Diego for bringing this opportunity to our attention. They are presently the largest pharmacy chain in the United States in terms of number of locations and total prescription revenues. It has approximately 9,800 retail locations, 1,100 walk-in health care clinics, and a pharmacy benefits manager with more than 94 million plan members. CVS sells prescription drugs, a wide assortment of general merchandise and also provides health care services through its more than 1,100 minute clinics, medical clinics, and diabetes care centers.

Caremark offers prescription benefits management services in the United States. The company designs and fulfills prescription drug benefit plans. I'll get it right. The company offers prescription benefit services, including local retail pharmacy and home delivery options, specialty pharmacy services such as pharmaceuticals and other therapeutic services for participants with chronic or genetic disorders and care patterns disease management programs which provide participant care for complex conditions. It maintains mental service pharmacies and operates pharmacy networks in the United States. It's my pleasure to introduce you to Mr. Dan Klein to answer any questions that you may have and explain the project in further detail.

AMERICAN OVERSIGHT

KLEIN: Good afternoon. First and foremost, I'd like to take a quick moment to thank the Governor, the Governor's Office of Economic Development --

SANDOVAL: Mr. Klein, if I could ask you to turn on your microphone.

KLEIN: Sorry. We'll start over. Good afternoon. First and foremost, I would like to take a quick moment to thank the Governor, Governor's Office of Economic Development, and its Board Members for placing CVS Health on today's Agenda and for your leadership in economic development. My name is Dan Klein. I'm the Director of Engineering, as was introduced. I was gratified that Las Vegas was selected as one of our finalists for this project. I manage Caremark facility projects throughout the US. I'm a 30-year resident of Las Vegas, however, and my wife has been here for 70 years. So, that tells you how old she is, not how old I am.

SANDOVAL: I hope she's not there, Mr. Klein.

[laughter]

KLEIN: So, having this in our home state as one of the finalists was really personally gratifying. I lobbied along the way quite a bit for this. CVS Health, Caremark has recently been focused on the creation of a prescription management service center that will provide innovative tools and strategies to help improve clinical outcomes for client plan members while assisting them in managing pharmacy overall health care costs. As we

AMERICAN OVERSIGHT

considered location for this facility, we narrowed it down to Las Vegas and Charlotte, North Carolina. We were introduced to and have been working with the Las Vegas Global Economic Alliance to review our growth strategy. As part of these discussions, we were encouraged to apply for the incentives available to those companies considering growing their operations in the state of Nevada. We have a number of projects in addition to this one that are scheduled for the west. Depending on our outcome of this project, I am hopeful that Las Vegas will be a location for further expansion.

CVS is seeking the most operationally efficient and cost effective location to accommodate its business needs as the company plans for large capital and hiring commitments. There are three main contributors to our interest in growing in Nevada as opposed to competing states. First, the local labor pool, and I'm very confident about our local labor pool, because in another life in this industry, we hired over a thousand people successfully in Las Vegas. Second is the operational cost differences. They were very attractive. And third, most importantly, is the overall pro-business climate and the value of tax incentives offered by the State of Nevada. Many of you are familiar with our retail business because there's a store on virtually every corner. I'd like to take a few moments and reiterate what was just said. We have 9,800 retail stores and 1,100 walk-in minute clinics, and we are the leading benefits --

AMERICAN OVERSIGHT

pharmacy benefits manager in the country with 94 million plan members.

CVS Corporation, along with its subsidiaries, are a great innovation company in helping people get a pattern -- a path to better health. It's a Fortune 10 company and industry leader. CVS provides drug store physical locations, mail order pharmacies, and a robust pharmaceutical distribution system. In addition, CVS has developed SilverScript, which is an ongoing Medicare alternative. CVS has an unmatched suite of capabilities and expertise to continue to drive innovation in this business and shape the future of health care. Assuming the incentives we are requesting are granted, we anticipate Las Vegas would call -- would hire 102 new people, and it will be 500 potential over the next five years, and we plan to spend $8 million in capital expenditures.

This investment will build out equipment of a new facility and operate as a state-of-the-art specialty pharmacy patient and client service center. If the project is located, as I said before, in Nevada, in Las Vegas, we will be prioritized -- Nevada will be prioritized in the continued growth of our west coast operations. As it relates to CVS being a valued member of the business community, we strive to provide community support through event sponsorship, volunteerism, and disaster relief. CVS Health is also committed to leveraging the local universities

AMERICAN OVERSIGHT

to increase high-paying positions in the pharmaceutical sector, which will in turn drive growth in an industry.

I am familiar with UNLV with two grandsons recently graduating and two currently enrolled. We realized that there's an opportunity to leverage UNLV, the community college of southern Nevada, and other southern Nevada institutions to help provide our resources for greater roles and responsibilities within the company. Our experience here in Nevada has been very positive, and with your help, we look forward to a long, mutually beneficial relationship. In conclusion, I would personally like to thank the Las Vegas Global Economic Alliance for endorsing our endeavors and your consideration. I'll answer any questions.

SANDOVAL: Thank you, Mr. Klein, and just so I'm sure on this, so the company has not made -- assuming favorable consideration of your application, has the company made a final decision as to whether it's going to locate in Las Vegas?

KLEIN: It's still up in the air between Charlotte and Las Vegas. This is the part of the decision-making process.

SANDOVAL: And again, assuming favorable consideration, do you know when that decision would be made?

KLEIN: Within a week.

SANDOVAL: Okay. And I understand --

KLEIN: We're ready to go.

AMERICAN OVERSIGHT

SANDOVAL: Okay. Well, you're pretty -- sound like you're a pretty good lobbyist for that given what you've had to say. So, will you put in a good word for us?

KLEIN: I sure did.

SANDOVAL: No, thank you, and will you help me -- and I used this word in a prior application as a potential consumer. So, what exactly does a prescription management service center do?

KLEIN: Well, in the specialty pharmacy business, we have a lot of high-touch patients, patients that require nursing, patients who require pharmacist intervention, and this service center will be staffed with people that are able to handle high-touch patient counseling and coaching. Their therapies have to be managed very, very closely.

SANDOVAL: So, would they be doing that --

KLEIN: Does that answer your question?

SANDOVAL: I think it does. Would they be doing that telephonically?

KLEIN: Yes.

SANDOVAL: Okay, so, for example, if I had a family member who is on multiple medications and maybe had a question regarding that, that person could call in and get some information.

KLEIN: They would not only be able to call in. If it was one of the high-touch specialty therapies, our staff would

AMERICAN OVERSIGHT

be in contact with them to make sure they're following the recommended regimen almost weekly.

SANDOVAL: Right, and then again, it's a good wage. The average wage is $25.73. What would be the typical skillset of the individuals that you would be recruiting?

KLEIN: Well, it would be high-end pharmacy technicians. We would have pharmacists. We would have nurses involved in the therapeutic center.

SANDOVAL: Thank you very much, Mr. Klein. Any questions from Southern Nevada?

SPECHT: As you can tell by this accent, I didn't grow up here in Nevada, which I did years ago, but I grew up on the east coast, started my career there, and I saw the exceptional growth of CVS, great company back east, growing across the country, glad to see you came out here. Haven't lived here for a number of years now. It's a no-brainer. We want to locate. This is a great, great state to be in, would love to see us become the choice. One thing I would just like to add is a lot of times we here what the companies do, and sometimes I think it's good to hear potential partners here in our state on how they do it. And I found it amazing, about a year-and-a-half ago, I was going into a hospital to have a procedure done, and as I was checking in an outpatient, there was a sign there, and it was none of your competitors, but it was only CVS that offered the service that when you're checking out of the hospital, they'll

AMERICAN OVERSIGHT

bring the prescription right to your bedside before you leave. And I can't think of many people that would like to run out and get a prescription filled after being in a hospital for a while. So, I think that sometimes it's good to hear not just what companies do, but how they do it, and what a great addition you all would be to our state, and we would love to have you here.

KLEIN: Thank you.

SANDOVAL: Thank you, Mr. Specht. Any other questions or comments from Southern Nevada? Dr. Bennett.

BENNETT: Mr. Chairman, Governor, if I might tag onto that a little bit. One of the things that really spoke to me in this application is in Mr. Klein's letter where he talks about the involvement of the company in the community, and to have a company present its corporate social responsibility efforts I think says a lot about that particular company. You're doing this not because we told you, you should do it, but because you are part of the community, and you are invested in your employees and in their neighbors and in their families, and I think that's commendable.

KLEIN: Thank you.

SANDOVAL: Thank you, Dr. Bennett. Other questions or comments from Southern Nevada? Okay, questions or Comments from Northern Nevada? And I will say there are two applications here for Caremark, one of which is for Catalyst Fund grant in the sum of -- or up to $350,000, which is $3,500 per new job created up

AMERICAN OVERSIGHT

to 100 new primary jobs at an average wage of $25 an hour. And Mr. Klein, I know you mentioned that as well, but is that an important point in terms of CVS' decision to locate in Nevada?

KLEIN: The incentive package is important in our decision-making. We found that Nevada is very, very -- a good place to be, and the incentives only help.

SANDOVAL: Thank you. If there are no further questions or comments, I'm going to take Agenda Item C and D, a motion for each -- or a motion for them together, but the Chair will accept a motion for approval of the abatement application of Caremark, LLC for a sales tax abatement, modified tax abatement, and personal property tax abatement as presented in Agenda Item 5C as well as a Catalyst Fund grant as presented in Agenda Item 5D.

SPECHT: So moved, Ray Specht.

SANDOVAL: Mr. Specht has moved for approval. Is there a second? Mr. Kramer has seconded the motion. Any questions or discussion on the motion? And again, just for purposes of the record, this is a motion for approval for Agenda Items 5C and D. If there are no further questions or comments, all those in favor, please vote aye. [ayes around] Those opposed vote no. That motion passes unanimously. Thank you. Congratulations, Mr. Klein. Good luck. Hope you're very persuasive, sir.

HUTCHISON: Governor?

AMERICAN OVERSIGHT

KLAICH: I think I will be.

SANDOVAL: Just a moment. Mr. Klaich.

KLAICH: I'm just wondering if we could ask staff to let us know when that decision is made, so don't have to wait on the newspaper or any other announcement. We're all very interested, obviously, in a company of this quality coming to the state.

SANDOVAL: So, Mr. Klein, if favorable or unfavorable, but regardless of the decision that's made, would you please inform the Director so that he could inform the members?

KLEIN: Yes.

SANDOVAL: All right, thank you very much. Have a great day.

KLEIN: Okay, thank you.

SANDOVAL: We'll move to Agenda Item 5D, which is Fortress Innovations, Inc.

URSEM: Thank you, Governor Sandoval, and again, Members of the Board. Again, Perry Ursem, Vice President of Business Retention Expansion with the LVGEA here today in show of support of the applications submitted to you by Fortress Innovations. Fortress Innovations is a manufacturer providing patented technologies for producing predesigned in-factory homes with an emphasis of hiring veterans as its primary workforce. Fortress is exploring operations in Mesquite, Nevada, to establish a 275,000-square-foot manufacturing facility that would

AMERICAN OVERSIGHT

create 30 jobs in the first 24 months, producing an average hourly wage of $25.18. Capital investment projections total $13.7 million.

I do want to point out a small typo, and I take responsibility here with respect to the owner's letter. As we were going through the application process, if you notice, Mr. Pardee's letter cites 40 full-time jobs at $24.39, and after careful evaluations, we were going through this, we decided to scale that back a bit. So, I take full responsibility for that. The letter of our support as well as the application itself as well as the calculations done by the Governor's Office reflect 30 jobs at $25.18. With that said, this application meets the requirements set forth by the Governor's Office of Economic Development and has our support, and with me today is Mr. Dean Pardee, Chief Executive Officer, who will provide further insight into his company. Mr. Pardee.

PARDEE: Good afternoon. I'd like to thank Governor Sandoval, the Board, and the Governor's Office of Economic Development for putting Fortress Innovations on the Agenda today. My name, again, is Dean Pardee, and I'm the founder and CEO of Fortress Innovations. One of my responsibilities is to oversee the operations and development of our pending Nevada headquarters. We have presented our plans to the Las Vegas Economic Alliance, and we are encouraged to apply for the incentives available to grow our business. Fortress Innovations

AMERICAN OVERSIGHT

manufactures a major disruptive technology in the building industry that is better in every building matrix.

This technology allows companies to build 26 times stronger, 40% faster, 20% to 40% less expensive, and with the highest energy efficiency ratings in the market compared to traditional stick construction. Also, it is 100% recyclable, non-biodegradable, and non-toxic, and equally important, provides seamless installation, which should, but does not exist in the building industry as a standard. Bottom line, Fortress Innovations provides the highest quality structures for all economic segments usually only reserved for the wealthy. Our products and services consist of our patented one-wall system, thermal coatings, custom homes, real estate developments and projects, predesigned homes, and even mini-homes. We anticipate gross sales of $7 million in our first 18 months and $170 million annually by year five.

Fortress Innovations will impact 13 market segments, most notably, workforce housing, luxury homes, middle income homes, senior communities, and multi-family homes, structures. It's important to note that due to the energy efficiency envelope Fortress creates, these structures can be energy independent, revenue-producing structures using solar wind and geothermal if the utility companies and state laws allow it. Our company philosophy is based on the old adage credited to Ben Franklin, a penny saved is a penny earned. This aligns with our ethos of

AMERICAN OVERSIGHT

energy saved is energy and money earned. Currently, the world cuts down 216,000 miles of forests annually, mostly for construction. That is the size of Ireland.

Fortress reduces the need for wood by up to 98% with a far better product. Whatever side of the climate debate one sits, one should demand clean air, clean water, and clean food. This is a major step to help clean up an industry that is a major cause of direct and indirect pollution. Used wood is toxic, having been treated with fire retardants and bug-resistant chemicals. This wood fills our landfills and stays there for decades as the toxic chemicals finally break down, but then are absorbed into the soil. Wood is now a commodity where developers have to incur risk by producing wood -- purchasing wood features to meet their needs years in advance. That puts risk and a delicate economy in peril.

Furthermore, we have all seen the results of aging wood homes and the fires that devastated Napa, southern California last year, and Eureka, California years ago. These fires were all fueled by aging wood-framed homes. Fortress is committed to serving veterans. We are -- excuse me, sorry. We empower our veterans and provide them with long-term jobs, well-paying jobs in manufacturing, steel framing, sales, admin, marketing, construction, and the building trades. Fortress is currently working with -- well, about a dozen workforce organizations to develop a statewide curriculum for the construction and

AMERICAN OVERSIGHT

manufacturing industries. We also plan to offer a home ownership program for our employees who reach certain milestones and tenure as a merit-based loyalty incentive.

Fortress Innovations' objective is to also develop real estate and work with municipalities statewide and to provide high-quality, affordable workforce housing. Our focus is to, excuse me, initially look into the Reno, Sparks, and Mesquite areas. Fortress Innovations will integrate philanthropic causes such as veteran support, pet therapy, responsible animal adoption from kill shelters, homelessness, and environmental initiatives into our ecosystem. Assuming the incentives being requested are granted, we are prepared to begin development efforts within three months as soon as we meet with the City of Mesquite in the last phase of our application process. We anticipate hiring 25 to 75 people over the next 24 months while investing over $5 million in equipment and another $6.4 million to build a 275,000-square-foot manufacturing facility.

The direct impact of Fortress Innovations Technology will provide jobs for ten times our projected -- or for indirect jobs statewide. Fortress Innovations' history to date in Nevada has been a challenging one. With your help, we look forward to a long-term and mutual beneficial stay. I'd like to thank the LVGEA for endorsing our endeavors, especially Perry, Brian Smith, and Kevin Bisset [phonetic] and each of you for your time and consideration today. I'm sorry. It was a long trip in today. I

AMERICAN OVERSIGHT

apologize. Thank you. I came in from Los Angeles, so a long 24 hours. Thank you. Appreciate your time.

SANDOVAL: Thank you, Mr. Pardee, appreciate your presentation, and do you -- on your application it talks about this permanent manufacturing facility and then six to ten demo homes. Do you have a demo home that is up that you've already built?

PARDEE: We've built about 150 homes in Texas, Arizona, Florida, and South America, but we do not have any of the demo homes built, but we do have the architectural plans and all the engineering behind them, and we are ready to go as soon as we have some ground to put them on.

SANDOVAL: So, would you be doing your own development or would you be selling the project to developers?

PARDEE: We'd be doing both. I'm actually speaking to several large builders and large companies that are involved directly with both the residential and commercial construction industry here in Nevada, and so we look for them to be customers of ours, joint venture, as well as we will be doing our own developments as well.

SANDOVAL: And just so I can have it a little bit better in my mind, so you have -- is it the big -- you have the floors and the walls, and they all come together, and you put it on a pad? Is that how it works?

AMERICAN OVERSIGHT

PARDEE: Well, it's not a modular home. That's a great question, because we get that a lot, but really, it's where the building industry is going towards, what they call the panelization, where we're taking custom homes, or as I mentioned, predesigned homes, and we are building the sections of those in our large factory. And that's important because we can retain the quality, maintain any of those unknown factors that occur out in the field, and retain the high quality that the project expects. And so we are not building a modular home like a trailer where we put them on a flatbed or whatever and take them out to the site and plop them down on a foundation. They're actually, again, panelized and then taken to the foundation, to the site, and then constructed in a customization -- or customized manner, but that reduces cost, saves time, and eliminates a lot of the human error, especially when you have a labor market that is in short supply, like here in Nevada. So, they tend to get, you know, lower quality -- or less skilled people that don't have that experience, and then that's when human error comes into play. And so we eliminate that.

SANDOVAL: Thank you. That was very helpful to me, and then finally for me, assuming favorable consideration of your application, when would you look to be starting construction of your building?

PARDEE: The factory, as soon as we have a set location, we're looking to do the -- finalize the engineering and

AMERICAN OVERSIGHT

do all the engineering work that we -- we're already -- we already have things in motion, but as you know, we can't do a lot of it until we actually know what the ground is and do our soil reports. But if Mesquite is where we do set up our location, we do -- we have been working with them and with engineers in the area. So, we anticipate, hopefully, within the next three to four months of actually getting a roof over our head, but in the meantime, we intend to work out of a temporary facility, possibly -- I'm talking to a couple opportunities here in Las Vegas.

SANDOVAL: Mr. Pardee, thank you. I have no further questions. Questions from Southern Nevada?

BARRETT: Yes, Governor.

SANDOVAL: Yes, Mr. Barrett.

BARRETT: This is great that you're coming here, and are you moving from California?

PARDEE: Yes, yes. That's why it's been a long 24 hours. I drove in late last night because I had a long day yesterday, but thank you, yes.

BARRETT: Could you us with the cost of the house? What range would the house be in or square footage basis? Is it an affordable house, a luxury house? What's the range?

PARDEE: Well, that is, again, a question we get all the time, and to be able to compare apples to apples, excuse me, it is best to know, you know, what the elements are that go into the house. I mean, we all know that most homes are built with

AMERICAN OVERSIGHT

the same materials, but it's the fixtures and the accouchements [phonetic] that make it substantially more per square foot, but from a framing standpoint, we're looking at about $18 to $25 a square foot, but that includes all the framing, the insulation, what they call the skin on the walls, and other elements, the electrical, the plumbing, that really aren't included in wood framing, because as you know, wood framing really just comes with the skeleton, and then you put the fiberglass insulation, which is highly ineffective, because it tends to sag very quickly after it's been put into walls. So, our composite material is actually the only known material to increase its R-value, or its thermal performance, as it ages, and it does not break down, but again, as I mentioned in my write-up here, that it is 100% recyclable, so it is non-biodegradable. But from a cost standpoint, we are, again, about 20% to 40% less when you take in the time of cost, the risk factors, the cost of money, the labor, and the materials and then what you decide to -- whether you want marble floors or, you know, other elements, that's when it gets into the breakdown.

BARRETT: That's reasonable. And in the application, the building of it in the field, is there any specialized skill beyond a trade carpenter that's needed?

PARDEE: From a framing standpoint, no. We can train anyone in -- or any team in about 48 hours. So, we had to take elements of traditional construction and using materials that were in the building industry; otherwise, we'd spend the

AMERICAN OVERSIGHT

next five or ten years of testing. So, we can train people very quickly, and especially companies that are steel framed -- or come from the steel framing industry can learn this very quickly, and we really are simplifying the building process. And if I may say, we took this to LA Building and Safety because they really set the bar for building standards around the country for the codes, and they said it's the best technology they've seen in 30 years come through their office. And we thought that was a good start, because they understood the way it goes together and the structural strength, and not only its structural, but also the fire performance, and most importantly, for the thermal.

BARRETT: That's wonderful to hear. Just one more question on the building side of it. What's the availability for the multi-story heights? How big can you -- tall can you build these?

PARDEE: We can do commercial projects up to 15 stories if it's in a non-seismic, high-wind area. If it gets into those considerations, we really don't want to go more than six stories, and it's not because there are any limitations to the technology. It's just that we have to put more -- and we will. We intend to put more engineering and testing in place to be able to go higher.

BARRETT: Well, this is another example of the great innovation that we need here, and there's a unique area of

AMERICAN OVERSIGHT

affordable housing that we all need in Nevada. So, I'm looking forward to supporting this.

PARDEE: Thank you.

SANDOVAL: Thank you, Mr. Barrett. Other questions or comments from Southern Nevada? Any questions or comments from Northern --

SPECHT: Just one question, please.

SANDOVAL: Oh, Mr. Specht, please proceed.

SPECHT: Thank you, sir. This does look like a great innovative product for the building industry and also great for the environment, so looking forward to seeing more about this. The ratio between tax revenue and the incentives is really, really good. One question, is the job creation -- it looks like it's at 30. Five-year projection is 180. I know you're trying to get up off the ground, but what is the probability we'll hit that 180?

PARDEE: Well, when we calculated that number, it was considering not only our in-factory jobs, our whole -- all our processes and procedures, but also our field construction, because as I mentioned, we intend to be a real estate developer as much as a material supplier to other developers and individual homeowners. So, when you aggregate those all together, we find that to be very reasonable, if not probably understating what we could, because this should be able -- and should replace wood. So, anywhere where stick framing is used, this is a much better

AMERICAN OVERSIGHT

product, and so we anticipate trying to take market share away from traditional stick framing. And as you know, the building industry is very active, especially in Nevada. So, we're hoping to -- and with the help of these relationships that we're developing, we're hoping to propagate this out very quickly into the economy, locally and statewide.

HUTCHISON: Governor?

SANDOVAL: Yes, Mr. Lieutenant Governor.

HUTCHISON: Thank you. Mr. Pardee, welcome, and thank you for making the effort to be here, and we really appreciate the presentation of the application, and thanks for your commitment to the veterans and to the opportunities. It's a priority for our state, and the Governor's Office in particular has a real emphasis and effort with the veterans, so thank you very much. My question for you is the application and then your letter says that you're focusing on the city of Mesquite. I also heard, though, Sparks and Reno. Is your focus still the city of Mesquite? If you can make it happen in Mesquite, you're going to -- you're going to do these things?

PARDEE: Yes, yes. What I meant when I mentioned Reno, Sparks, and Mesquite was that was for the workforce housing.

HUTCHISON: Oh, I see.

PARDEE: And so we do anticipate continuing to work with the City of Mesquite, and if all goes well, then that is --

AMERICAN OVERSIGHT

we actually -- we do have some land. I don't know if I made that clear, but we do have some land that we've been talking to the City about, but we are -- of course, you always need to find backup plans, but we fully intend to be in southern Nevada for our manufacturing headquarters. And then everything we build and then as we take this out state -- or excuse me, nationwide and even internationally, everything will be aggregated and built out of our headquarters.

HUTCHISON: Well, I'm just very pleased to see that you're headed to the city of Mesquite, a lot of great people there. I assume that you're going to pull your workforce out of Mesquite if you're there?

PARDEE: Well, that's -- there's -- we're probably going to have to bring a lot of people into Mesquite. There's not a large workforce there. So, again, as I mentioned in this, the workforce organizations that we're talking to, Nellis Air Force Base, Alpha Roster up in northern Nevada, all these organizations, we're going to be pulling those, putting together a training program that is hopefully statewide with CSN and other organizations, and then hopefully enticing these people, these workers, to move to Mesquite and enjoy the fruits of that area.

HUTCHISON: Yeah, it's beautiful out there and just very pleased to see that you're out in the city of Mesquite and take advantage of all those wonderful people out there, and it's a good place to start. I think there's a lot of good people who

AMERICAN OVERSIGHT

are looking for opportunities like this, so congratulations. Thank you again. I look forward to supporting the application. Thank you.

PARDEE: Thank you very much.

HUTCHISON: Thank you, Governor.

SANDOVAL: Thank you, Mr. Lieutenant Governor. Any further questions or comments from Members of the Board? I hear none. The Chair will accept a motion for approval of the abatement application of Fortress Innovations, Inc. for a sales tax abatement, modified business tax abatement, and personal property tax abatement as presented in Agenda 5E.

BARRETT: So moved.

SANDOVAL: Was that Mr. Barrett? Mr. Barrett has moved for approval.

BARRETT: Yes.

SANDOVAL: Is there a second?

KLAICH: I would second that, Governor.

SANDOVAL: Mr. Klaich has seconded the motion. Any questions or discussion on the motion? I hear none. All those in favor please say aye. [ayes around] Opposed, no. That motion passes unanimously. Mr. Pardee, congratulations, best of luck, and we look forward to what you have in store for the future.

PARDEE: Thank you, everyone, for your time, appreciate it.

AMERICAN OVERSIGHT

SANDOVAL: Thank you. Agenda Item 5F, Fulcrum Sierra Biofuels, LLC.

MCCORMICK: Good afternoon, Governor, Lieutenant Governor, Secretary of State, Director Anderson, and Board Members. For the record, I'm Nancy McCormick, Senior Vice President of Retention and Expansion for EDAWN. I'm presenting an application today for Fulcrum Sierra Biofuels, which is preparing to expand its existing feedstock processing facility in Storey County. Headquartered in Pleasanton, California, their northern Nevada location processes municipal solid waste, known as MSW, which will be transported to its biorefinery for conversion into renewable transportation fuels. The biorefinery groundbreaking took place yesterday, and multiple key strategic relationships are already in place to support their growth and business plan. They're requesting a sales and use tax abatement, modified business tax abatement, personal property tax abatement, and real property tax abatement for recycling and qualify on three out of the three abatement criteria. They plan to invest an additional $13.2 million in new equipment to be housed in an additional 29,000-square-foot building, which will enable them to further process the MSW for transport to the biorefinery. They plan to add 13 full-time positions at an hourly wage of $22.04 to their current base of ten.

In addition to generating nearly 50 jobs at the peak of construction, Fulcrum offers full medical, vision, and dental

AMERICAN OVERSIGHT

benefits to its employees beginning with the first day of the month following date of hire and pays 100% of the premiums in addition to providing other programs such as 401K, life insurance, short and long-term disability, bonuses, and other benefits. EDAWN supports this application which helps position Northern Nevada as a leader in renewable energy technology. Now I would like to introduce Jeanne Benedetti, Senior Director Project Development, to say a few words and answer any questions that you may have.

BENEDETTI: Thank you, Nancy, for that introduction. Good afternoon, Governor, Lieutenant Governor, Secretary of State, Director Anderson, and Members of the Board. I'm Jeanne Benedetti, and I also serve as Vice President of Fulcrum Sierra Biofuels, LLC, and yes, we did have a groundbreaking yesterday for our biorefinery that's going to be located in the Tahoe-Reno Industrial Center in Storey County, and we do have a separate abatement agreement that GOED approved, and that's a separate matter. We also have had an abatement agreement for the stage one of our feedstock processing facility. I would just like to say that that has been implemented very nicely. We're in compliance, and it's been a delight to work with not only GOED, but the Department of Taxation as they came out and did their audit at the end of that.

It's been -- it was very -- an easy, painless process as we gave our abatement letter to our vendors as they went out and

AMERICAN OVERSIGHT

bought the equipment both on an international basis and domestically as equipment arrived in the state of Nevada. Our plant is located, as you know, near the Lockwood landfill. We're diverting MSW directly from the landfill to be processed in that facility. As we have had the opportunity to work and operate that facility since June of 2016, it has afforded us the opportunity in advance of our groundbreaking of our biorefinery to really work out the bugs of this first-of-a-kind facility not only in the nation, but in the world, and we've been able to actually experiment and optimize and say, what can we do to -- how do we integrate the components that are very, very common in the waste sector where you take -- you know, we take your recyclable stream, and we separate your recyclables. A plant might take that equipment and sort your recyclables into a type of plastic or a type of paper. But what we're doing is we're taking your waste stream and creating a feedstock that's going to be turned into a fuel.

So, what we need to do now is we need to buy some more equipment and put it into our feedstock processing facility so that we can optimize and improve the quality -- that kind of sounds weird. We're improving the quality of your garbage so that we can make a better fuel at the back end of our biorefinery. You know, we're trying to optimize the amount of biogenic component, reduce the amount of large pieces of metal that go into our shredders. Nancy has had the opportunity to

AMERICAN OVERSIGHT

come out to our feedstock facility, and the first thing that happens in the process is all the garbage currently goes onto a conveyer. Everything that comes out of that garbage truck goes on a conveyer and gets shredded in this massive shredder, and everything out the back end of that shredder is eight inches or smaller.

Well, what we're going to do -- one of the pieces of equipment we're going to buy is called a trommel, and that trommel rotates, and anything that's eight inches or smaller will get dropped out. So, we're going to -- we're going to reduce the burden on that shredder, so now it's only really shredding the things that are eight inches and larger. And so what we -- the things that are eight inches and smaller, they don't need to be shredded. So, those will be now reinjected in the process further on, and so we can now improve the quality of the material that is then further separated down the feedstock processing system in the air separation. I know this is getting geeky, but -- and actually, this time of the last year-and-a-half or two years has really afforded us that opportunity to really look at how we can improve the process, get this additional equipment installed with some additional building space that we have to build and have it online at about the time that the biorefinery is up and operating and actually needs this feedstock as the fuel that goes into the gasification system.

AMERICAN OVERSIGHT

I know there's a few Members on GOED that weren't around when we've been before you before, and so just as a real short -- I know you have a full Agenda, but what we do, do is that we take this feedstock; we gasify it into a synthetic fuel, and then we clean it. We run it through some catalysts. We reformulate those molecules into long-chain hydrocarbons, and then we hydrocrack it like any refinery does into a product, and what that product is going to be is jet fuel. And so we then -- that jet fuel will then be blended with fossil jet, and so when you fly on a plane, as our technology is then multiplied throughout the country, the planes that you fly on, you know, in the future will be a part biojet made out of garbage and fossil jet. So, thank you very much, and I appreciate your consideration of our application for expansion. I'll answer any questions if you have any.

SANDOVAL: Thank you, Ms. Benedetti, and thank you for the opportunity to attend the groundbreaking yesterday.

BENEDETTI: Oh, thank you for being there.

SANDOVAL: As I said, it was well-attended. It's exciting prospect, and to have representatives from the airline industry as well as the Department of Defense was very impressive. So, I -- and I was thinking about this yesterday, and just out of curiosity, so you -- do you take -- do those waste streams come straight to you or do they go through waste

AMERICAN OVERSIGHT

management, through Mustang dump, and then you take it from there?

BENEDETTI: The waste is actually -- currently, what's happening is the trash is going through the waste management transfer station there along the river, and so the route trucks that are picking up garbage curbside by generators is going into the transfer station, get loaded on those long-haul transfer trailers. And as they go through the Lockwood gate at the bottom of the hill by the Truckee headed to the scale house, there's actually a light that when we need garbage, our person in our facility hits the button. The light turns green, and the truck then knows that he's past the light. He turns right into our facility rather than continuing a quarter mile to the scale house.

SANDOVAL: Wow. So, do you have any idea of what percentage of the trash that you are taking that's coming in?

BENEDETTI: Do you think -- of course, about 55%.

SANDOVAL: You're taking --

BENEDETTI: Well, no, 55% of what we take goes to feedstock. So, it's about half of what Lockwood takes in every day.

SANDOVAL: But that's the thing. You're taking in half of the trash that's coming in to Lockwood.

BENEDETTI: Yeah, and that will be -- Governor, that will be when the biorefinery is up and operating. We'll be

AMERICAN OVERSIGHT

taking half of what goes into Lockwood, we'll take and touch, yes.

SANDOVAL: So, that's probably 100% of the trash that's coming out of Reno.

BENEDETTI: Yeah, and that's why we have to reach other places.

SANDOVAL: So, you're taking from Sacramento. That's my understanding, correct, their waste stream, and then that's to start, correct?

BENEDETTI: Right.

SANDOVAL: It's likely that you'll need to take even more, and then if I remember right, you're taking all that trash, and only 10% is coming back.

BENEDETTI: It's 10% of it gets recycled, and what 10% of that is, it's the ferrous and non-ferrous. So, even though you and I put our metals --

SANDOVAL: Let me stop you. It's what and not what?

BENEDETTI: Oh, metals, like this microphone --

SANDOVAL: Ferrous you said?

BENEDETTI: -- would be ferrous.

SANDOVAL: Okay.

BENEDETTI: Aluminum cans is non-ferrous. You know, we try to recycle that stuff, but there's a lot that still remains that goes to the landfill phase, and so we pull that stuff out and we sell it off. So, we're able to still get in there and

AMERICAN OVERSIGHT

pick stuff out like scavengers and, you know, not landfill that stuff. We might as well, and we turn it -- then can sell it to the scrap metal sellers, who then can clean it and turn it in to another after-market product. High-value plastics, like your water bottle, we'll pull those that we can pull out, and then about -- you know, what we're not looking really for is, like, the wet material, the food waste, because it takes a lot of energy to drive off the water before you can gasify something. So, if you think about a tomato, you have to drive off all that water in that tomato before you can actually gasify the solid piece of the tomato. So, we're not interested in that. There's other types of technology that can take that tomato and gasify it and turn it into a methane, like anaerobic digestion, that's more suited for that part of our waste stream.

SANDOVAL: No, and these questions I know aren't really that germane to the application.

BENEDETTI: It's fascinating.

SANDOVAL: But it's truly fascinating to me, but it almost, to me, may make obsolete the reason to separate the recycling. I mean, right now, we have these two big containers that I have, and I put all my plastic and my aluminum -- I dutifully do that all the time, but if you're separating it anyway, is there a reason to do that, because you're, in essence, recycling it into jet fuel and some of those other things that you just described.

AMERICAN OVERSIGHT

BENEDETTI: That's a very good observation, and you think about the reduction of trucks that need to go through the neighborhoods every day, because if you don't have the same garbage truck picking up the same container, you can almost eliminate one truck going through the neighborhood, picking up -- because we are an alternate form of recycling, yeah.

SANDOVAL: Like the old days. I mean, that's how they used to, obviously, do it in the old days, and then you pay Waste Management for that trash.

BENEDETTI: No.

SANDOVAL: You do not? Oh. I'm probably getting something proprietary there, so I apologize for that. But no, I mean, I guess at the end of the day, it's going to make the landfill almost obsolete.

BENEDETTI: Well, you're still going to need the landfill to take -- there's still waste that we don't want and can't take, like the tires and the mattresses, and there's still bulky stuff that we just can't gasify. It's not good for the gasification system. So, I still think you're going to need the gasification -- the landfill, but the amount that goes in the landfill can be very highly reduced, absolutely.

SANDOVAL: Okay. Well, thank you. I probably should have asked these questions yesterday, but I think it's fascinating. So, questions from Northern Nevada, Mr. Klaich.

AMERICAN OVERSIGHT

KLAICH: This is, again, along the lines of some of the Governor's questions, but can you give me an idea of the economics of this process if that's not proprietary? First is fossil?

BENEDETTI: Yeah, I watched the news this morning and saw the news clip, and my CEO said on the news, so I guess I can repeat this, it costs us about a dollar a gallon to produce the staff. So, if you compare that to fossil, we can always produce this cheaper than fossil, because the feedstock is free.

KLAICH: Awesome, thank you.

SANDOVAL: I hate to butt in, because I know there -- but why wouldn't you do it for vehicles?

BENEDETTI: Well, we can. We can make diesel. So, out the back end, when you're hydrocracking that long-chain hydrocarbon, you could make -- you could make diesel. Our strategic partners happen to be airlines. The Department of Defense, they would like military diesel as well. So, it all depends at the time who's putting equity into the project.

SANDOVAL: I guess part of that answer is the oil companies, but any event, it's fascinating to me, and I didn't mean that pejoratively if there's any representative of the [laughter] of the oil industry. Yeah, just curiosity. All right, Mr. Kramer.

KRAMER: Just more comment. As your neighbor out there at the Tahoe-Reno Industrial Center, I think it's a

AMERICAN OVERSIGHT

phenomenal statement for Northern Nevada and for the state as a whole, but looking at all of the companies that are leaders on renewable energy and to have you as a neighbor and doing what you're doing -- I know there's another biodiesel refinery plant that's also being built there using feedstock at the park as well. It's so amazing to see all this innovation happening in an area, and I was actually sitting in the audience the first time you applied for your first abatement and happy to be on this side as well and look forward to supporting the application, thankful that you are continuing to grow here in Nevada with us.

BENEDETTI: Thank you. Thank you.

SANDOVAL: Thank you, Mr. Kramer. Questions from Southern Nevada?

HUTCHISON: No questions here, Governor.

SANDOVAL: And thank you, Mr. Lieutenant Governor, and just another comment on top of what Mr. Kramer said is there happens to be a battery recycling facility right next to that store as well, all of this within -- less than a mile of one another, and that battery entity -- or recycling entity had appeared before this Board in the not-too-distant past as well. So, to have that type of a concentration of companies is truly, again, a compliment, back to the comments I made in Agenda Item No. 3. All right, if there are no further questions or comments, the Chair will accept a motion to approve the abatement application of Fulcrum Sierra Biofuels, LLC for a sales tax

AMERICAN OVERSIGHT

abatement, modified business tax abatement, personal property tax abatement, and real property tax abatement as presented in Agenda 5F.

KRAMER: So moved.

SANDOVAL: Mr. Kramer has moved for approval. Is there a second?

KLAICH: I would second the motion, Governor.

SANDOVAL: Mr. Klaich has seconded the motion. Any questions or discussion? I hear none. All in favor say aye. [ayes around] Those opposed say no. That motion passes unanimously, congratulations.

BENEDETTI: Thank you for your support.

SANDOVAL: Thank you. I'm going to take Agenda Items 5G and H, KRS Global Biotechnology, Inc.

WALSH: Good afternoon, Governor, Lieutenant Governor, Madam Secretary, Executive Director, and Board. For the record, Michael Walsh with the Las Vegas Global Economic Alliance. I'd like to introduce you to KRS Global Biotechnology, Incorporated. Present with me today is their president and CEO, Riccardo Roscetti. KRS Global is requesting the sales and use tax abatement, modified business tax abatement, personal property tax abatement, and KRS Global will have a capital equipment investment of $34,500,000. They will hire 50 employees within the first 24 months of operation with an average wage of $25.

AMERICAN OVERSIGHT

KRS Global Biotechnology meets the statutory requirement for tax abatements.

A little bit about KRS Global, they are an FDA registered medical device manufacturer. They make custom pharmaceuticals, sterile products such as syringes and IV bags, purified water for drug manufacturing, and a kit used by hospitals and other compounding pharmacies to test their technicians. The company provides its services to patients, surgery centers, ophthalmology clinics, hospitals, university, and veterinarians nationwide and is committed to being the top provider of these compounding services. I'd like to turn it over to Mr. Riccardo Roscetti to answer any questions that you may have and explain the project in further detail, Riccardo, thank you.

ROSCETTI: First of all, thank you, Governor, Lieutenant Governor, Madam Secretary, Members of the Board for the opportunity to present my company to you. KRS Global --

SANDOVAL: Mr. Roscetti, if I may interrupt you. Will you turn on your microphone, please, sir? There we go.

ROSCETTI: Excellent, thank you. KRS is 20 years old. I'm one of the founders. We started, myself and another person. We're in the first stage. I made all the drugs, and he sold them. Today, we sit at about 114 employees out of Boca Raton, Florida. We are actually looking for a second site that will be considerably bigger as far as manufacturing capabilities. We're looking at Arizona, Texas, and of course, Nevada. We're actually

AMERICAN OVERSIGHT

very excited about Nevada. Usually, in the past, I fly in for a convention, fly out, and I've already been here several times, you know, to explore outside the strip, and you have a beautiful city, and you should be very proud of that.

One thing that attracted us to Nevada, first of all, obviously, we look at the workforce. It's well-trained. You have a solid workforce, but you were all able to create an economic environment that is extremely attractive to us. Also, if you go further down and you look at an ecosystem that you're actually building in the biotechnology pharmaceutical space, with the investment of your medical school, that's extremely attractive to us as well. So, when you look at all these factors, Las Vegas, Nevada, looks very good to us.

Again, we specialize in drugs, all injectable drugs. So, it's a highly skilled labor force. Everything has to be sterile. We're regulated by the FDA and the DEA on some of the control drugs that we produce for hospitals, doctor's offices, and veterinary clinics. In a nutshell, we're looking to build a 75 to 80,000-square-foot facility and hopefully have it operational within eight months.

SANDOVAL: Thank you, Mr. Roscetti, and welcome, and I appreciate your presentation. You answered most of the questions that I have, but I think it's notable -- perhaps if you didn't toot your horn, maybe I will, but it says that you're considered one of the top 50 Florida companies to watch by Grow Florida, so

AMERICAN OVERSIGHT

that's certainly a compliment to you. Now, you've mentioned that one of the factors that has really attracted you to Las Vegas is the workforce. So, what does the individual look like or what is the skillset that you're seeking to attract for your company?

ROSCETTI: Well, there's several -- I mean, obviously, we're looking at technicians, where in the past in Florida, we actually set up a technician training school where after two years, they would actually get certified as a pharmacy tech, but I was made aware of opportunities here working with local colleges and universities that we can work together with them to train our workforce, and that's extremely attractive to us. And also good for the entire industry. I mean, I personally, you know, see other pharmaceuticals looking at your state as being very attractive from other CEOs I've spoken to.

SANDOVAL: Thank you, Mr. Roscetti, and if you're patient, if you wait further on in our Agenda, Agenda Item No. 7, you can see exactly how that process works in the state in terms of the collaboration between the private enterprise and business and our universities and the training programs that we have. It's exactly what you described at that moment. Now, as one of the main representatives of your company, assuming favorable consideration of your applications, is it likely that you will choose Las Vegas?

ROSCETTI: Yes.

AMERICAN OVERSIGHT

SANDOVAL: Great. [laughter] We like definitive answers like that. All right, I have no further questions. Questions or comments from Southern Nevada?

HUTCHISON: Governor?

SANDOVAL: Yes, Mr. Lieutenant Governor.

HUTCHISON: Thank you. Mr. Roscetti, thank you very much for coming in and presenting us with another wonderful application and a very fine company. Congratulations on building that company and the progress that you've made and the success that you've had. I was intrigued by your reference to the medical school. Let me ask you this question. If Las Vegas didn't have a medical school, would you be considering Las Vegas for a location for your company? Did it play that important of a factor in your decision?

ROSCETTI: It did. It did, because I believe UNLV in particular is very forward-looking. To have an agenda and professors to set up a medical school is, one, a very difficult task.

HUTCHISON: Right.

ROSCETTI: We are also always looking for transfers between university and biotech or pharmaceutical, and generally, universities and schools that have a strong medical school have the right talent and right production capabilities or products that we would be interested in.

AMERICAN OVERSIGHT

HUTCHISON: Okay, wonderful, and have you had a chance to connect yet with UNLV Medical School and begin to collaborate with them already?

ROSCETTI: No, we have not.

HUTCHISON: Okay.

ROSCETTI: We are looking forward to doing that.

HUTCHISON: Good. Well, we look forward to having you here. I'm a lawyer. I pretty much accepted your response to the Governor's question as an admission that if we do approve this, in a contractual commitment --

SANDOVAL: Hey, we're not deposing anyone here, Mr. Lieutenant Governor.

HUTCHISON: I'm just --

ROSCETTI: I can tell you this. If you approve it, I already have an engineer in my COO booked on the plane on Monday.

HUTCHISON: That's good enough for me. That's good enough for me, Governor.

SANDOVAL: All right.

HUTCHISON: All right, thank you again, and welcome to the great state of Nevada.

ROSCETTI: Thank you very much.

SANDOVAL: Thank you, Mr. Lieutenant Governor. Questions or comments from other Southern Nevada Members. Looked like a mic drop there, huh, Mr. Lieutenant Governor? [laughter]

HUTCHISON: He's got what he wants, Governor.

AMERICAN OVERSIGHT

SANDOVAL: All right. Any other questions or comments? I mean, just again, this is a proven company from the great state of Florida, top 50 Florida company to watch, 2016 named South Florida Manufacturer of the Year by the South Florida Manufacturer Association, in an area that we want to focus on and be successful. And as Mr. Roscetti said, that perhaps there are other prominent companies that may follow along seeing the experience that KRS would have here as well. So, I'm really excited about this application. And then just for purposes of the record, I mean, we do have Agenda Item 5G, which is associated with the tax abatements, but we do have Agenda Item 5H, which is the Catalyst Fund request, which would be $4,000 per new job created up to 80 new primary jobs at an average wage of at least $25 an hour. The period would start from the approval of the award and end no later than July 1, 2019, and then there's a similar period to award to end no later than July 1, 2020, and the maximum payment per year would be $320,000, just for the benefit of the members so that we have a record when I take a motion. Do any of the members have a question with regard to Agenda Item 5H? Okay, if there are none, the Chair will accept a motion for approval of the abatement application of KRS Global Biotechnology, Inc. for a sales tax abatement, modified business tax abatement, and personal property tax abatement as presented in Agenda Item 5G as well as a Catalyst Fund application as presented in Agenda Item 5H.

AMERICAN OVERSIGHT

BARRETT: So moved, Barrett.

SANDOVAL: Mr. Barrett has moved for approval. Is there a second?

KLAICH: I'll second it, Governor.

SANDOVAL: Mr. Klaich has seconded the motion. Any questions or discussion on the motion? There are none. All in favor say aye. [ayes around] Those opposed say no. That motion passes unanimously. Congratulations, Mr. Roscetti, and best of luck.

ROSCETTI: Thank you.

SANDOVAL: Our next Agenda item is 5I, Polaris Industries, Inc.

HASKIN: Good afternoon, Mr. Governor, Mr. Lieutenant Governor, Madam Secretary, and Board Members. For the record, my name is Andrew Haskin, Director of Business Development for Northern Nevada Development Authority. I'm here today to present Polaris Industries for incentives. They're applying for the sales and use tax abatement, modified business tax abatement, and the personal property tax abatement. Polaris Industries is an industry leader in powersports worldwide. Should Nevada be selected for their new facility, it would serve as their west coast distribution facility, and it would be a new 500,000-square-foot building.

The project would create 64 new jobs at an average hourly wage of $21.95 an hour with excellent -- excuse me -- benefits.

AMERICAN OVERSIGHT

The investment would be roughly $47.6 million, total, $13.65 million in capital equipment, and NNDA fully supports this application, respectfully requests approval. One thing I do want to note is that we appreciate the partnership with EDAWN, with Chris and with Stan. You know, I'm sure you're aware, but a lot of projects, we end up working with the same companies, and so when it came down to it, NNDA took the lead on this, but we worked really close with Chris on this one. So, I'd like to point that out, and with that, I will introduce Paul Eickhoff. He is the Director of Distribution and Supply and Management for Polaris.

SANDOVAL: Good afternoon, sir, and welcome.

EICKHOFF: Good afternoon. I'd like to thank you, Governor, the distinguished Board Members, and the Governor's Economic Development Board for putting us on the Agenda and listening to our business case today. Like he said, my name is Paul Eickhoff. I'm the Senior Director of distribution. I'm the lead for this project, and I will be leading the decision-making on this project. We reviewed the plans with Andrew Haskin and encouraged to apply for the incentives we are presenting.

Like to give you a brief overview of Polaris. Polaris is an industry leader in powersports. We started in 1954. We grew up in Minnesota as a snowmobile company. Over the last 64 years, we've become a highly diversified international company. We design, engineer, manufacture snow, ATV, UTV, motorcycle, and

AMERICAN OVERSIGHT

electric vehicles, and we have a large aftersales business in parts and accessories and apparel.

You will likely recognize a number of our premium brands, Indian Motorcycles, Ranger, RZR, Rubicon, Smittybilt, TAP, Transamerican Auto Parts, four-wheel-drive parts, Slingshot, Climb, 509 just to name a few. Our successes would not be possible with the 11,000 passionate employees we have. We pay competitive wages and benefits. We do profit sharing, ESOP, and stock options.

Next, I would like to describe the siting project we'd like to talk about today. The State of Nevada is in consideration for our western distribution center. We are looking for our site to build a new 500,000-square-foot distribution center to distribute parts and accessories. The city of Fernley is our first runner in Nevada. We're also considering Utah and Arizona. We anticipate to hire about 64 employees over the next two years, estimated wage is at $21.95, including medical, dental, 401K, merit raise, and stock and profit sharing.

Training is really important. We do a lot of on-the-job training. We'd love to understand what we can do as far as training to create skilled workers, and our estimated investment is about $47 million of rural property and personal property. If Nevada is selected, we'd be operational in Q2 of 2019. When Polaris decides to locate in a city, we're part of the community. We're not just a building with a name, and I can attest to that

AMERICAN OVERSIGHT

over my 16 years in the distribution centers. We are volunteers. We're board members. We're coaches. We're a part of that community.

The incentives would help close the gap of Nevada versus Utah and Arizona. We see a lot of benefit from locating in Nevada, but we also see a lot of benefits to the community that they would receive from Polaris being there. I'd be happy to answer any questions you have.

SANDOVAL: Mr. Eickhoff, thank you. So, are you the guy? Is it your decision?

EICKHOFF: It is my decision.

SANDOVAL: Wow, we better be nice to you. No, in all seriousness, Polaris is an amazing company, and this is a great opportunity. So, you would be building your facility from the ground up? You wouldn't be taking an existing facility?

EICKHOFF: That is correct. We looked for existing facilities, but didn't see a facility that fit our needs as far as size. So, we would do a green field, ground-up build.

SANDOVAL: And so you would need to have that completed in basically nine months, because if you said Q2 of 2019 --

EICKHOFF: Yes. So, if we purchased the land and started in the ground about August, we could --

SANDOVAL: You could do it?

EICKHOFF: Yes.

AMERICAN OVERSIGHT

SANDOVAL: Now, you've heard me ask -- you've been in the audience. I saw you out there, and so I -- you know, I'll ask the same question, and, you know, again, I'm not trying to put you on the spot, but given favorable consideration of your application today, you said that that would close the gap between Nevada and Utah and Arizona. So, is that the main consideration, is a fiscal one?

EICKHOFF: Yes. Obviously, at a large company like we are, we have a public company, finances are really tight, and that's what I spent every day of the last two years trying to figure out how we could pull this project off.

SANDOVAL: And where is home for you?

EICKHOFF: I'm in Minneapolis. That's our corporate office.

SANDOVAL: So, you wouldn't move to wherever this is being built, would you?

EICKHOFF: I actually moved to Minneapolis. I was in South Dakota and ran that facility, which is our hub DC, about 600,000 square feet, and moved to Minneapolis to be in a corporate role for the last two years. And not until my daughter gets out of high school will I move again.

SANDOVAL: Well, I'm trying to be a little more subtle than the Lieutenant Governor is, but -- so, when is that -- when would that decision be made? When would you make that decision?

AMERICAN OVERSIGHT

EICKHOFF: I'd like to make that in the next week or two.

SANDOVAL: Okay, and so -- and again, does that -- where does that put Nevada in the pecking order if you were to receive personal -- not personal, but favorable consideration of your application?

EICKHOFF: I like your chances.

SANDOVAL: I like your answer. [laughter] All right. That's all the questions that I have. Mr. Klaich.

KLAICH: Governor, I have more comment than a question. A number of these meetings we've had public comment and others regarding making sure this Board and our staff and the NNDAs look at rural Nevada as well as Reno, Sparks, and Las Vegas, and I'd just like to mention that there have been a couple of great applications here today in rural Nevada, this being one, would be a remarkable addition to the city given the comments that we've heard this morning. So, I'll leave the -- I'll leave the pressure where the Governor did, but look to favorable decision.

SANDOVAL: Mr. Kramer.

KRAMER: So, just to help with the sales job here a little bit, so this morning at our EDAWN Board Meeting, the Mayor of Fernley didn't mention this project by name, but mentioned that they were very much doing whatever they could to help make sure, and so that's the other important partner in our economic

AMERICAN OVERSIGHT

development of local government and to have a mayor, especially in a rural community, who's committed to making this kind of project work. I think you won't find a better partner than you will with local partners like the mayor of Fernley and having those people in your corner. So, just when you're making a decision, just to put that out there.

EICKHOFF: Thank you.

SANDOVAL: Thank you, Mr. Kramer. Questions or comments from Southern Nevada.

CEGAVSKE: Governor?

SANDOVAL: Madam Secretary.

CEGAVSKE: Thank you. I just want to know where we can help facilitate anything. Being a Minnesotan, I know all about Polaris, and I have a sister who lives in Minneapolis, so I know all about the snow mobiles, had a mini through my life in Minnesota, but I have to tell you I was really pumped up with your explanation and talking about the snow. We've got a lot of snow in Lake Tahoe. They get it in Reno. They get it in Carson. So, one day in the -- Governor, I think you were going to assign a day that nobody had to come to work because of the snow, and I told my employees that day, because it was the last day to sign up for something, that they had to go get snowmobiles to go to work in Carson City just to make sure the doors were open and we didn't have any issues. So, I am a huge fan of snowmobiles, just saying, but I think Fernley would do really well by having you

AMERICAN OVERSIGHT

there. There's a -- I've been there several times. I know there's a lot of area there to build, and that's what you're considering, but I just can't say enough for having you come to Nevada and be a part of where we are, because it's a great fit. Thank you, Governor.

SANDOVAL: Thank you, Madam Secretary. Other questions or comments from Southern Nevada.

HUTCHISON: Governor?

SANDOVAL: Yes, Mr. Lieutenant Governor.

HUTCHISON: Mr. Eickhoff, thank you again for being here. Just a couple of quick questions for you. The other states that we're competing with, did you say that it was Utah and Arizona?

EICKHOFF: That is correct.

HUTCHISON: All right, just one follow-up question for you, then. You had said in response to the Governor's question that you like our chances. Do you like our chances better than Arizona and Utah? [laughter]

EICKHOFF: I'll get back to you on that answer after you vote.

HUTCHISON: Well, I would normally follow-up and say that's nonresponsive and it's just not an answer, but Governor, we're done with questions down here in the South.

SANDOVAL: And if I was still a judge, I would say stop badgering the witness. [laughter] All right, other

AMERICAN OVERSIGHT

questions or comments from Southern Nevada. All right. Again, Mr. Eickhoff, I think it speaks volumes that you personally are here. So, that, to me, really shows how meaningful and how serious you are about this. I mean, I guess piggybacking on the Secretary of State, I don't know how much time you spent in Fernley, but it's a fabulous community, and the mayor -- and all the local government and the residents there are -- it's really important to them for the quality of like that they have, but particularly, the magnitude of the company. And certainly, your company is one that is very well-respected with an international reputation. So, again, I hope we've done everything that we can do in terms of what your calculous is to make your final decision. I'm in full support of this application. I think it's a great opportunity for us, for us being the State of Nevada and the local area. And, you know, you've heard us talk a lot about technology and this new Nevada, but we also pride ourselves on distribution and logistics, and I think we're very good at that as well, and there's quite a skilled workforce out there that has experience there as well. So, I think you'll find all the ingredients that you're looking for in terms of quality of life and skilled workforce and affordability right here. So, if there are no further questions or comments, the Chair will accept a motion for approval of the abatement application of Polaris Industries, Inc. for a sales tax abatement, modified business tax

AMERICAN OVERSIGHT

abatement, and personal property tax abatement as presented in Agenda Item 5I.

KLAICH: So moved.

CEGAVSKE: Move for approval.

KLAICH: I'll second the Secretary's motion.

SANDOVAL: Okay, Madam Secretary has moved for approval. Mr. Klaich has seconded the motion. Any questions or discussion? I hear none. All in favor say aye. [ayes around] Those opposed say no. That motion passes unanimously. Mr. Eickhoff, again, thank you.

EICKHOFF: Thank you.

SANDOVAL: And kind of similar -- if you would -- once you've made your decision for better or for worse, if you could let us know, we'd really appreciate it, and Mr. Anderson, if you could let the members know.

EICKHOFF: Be my pleasure.

SANDOVAL: Thank you, sir. Next is Agenda Item 5J, Ritchie Bros. Auctioneers (America), Inc.

URSEM: Thank you, Governor Sandoval, Lieutenant Governor, Madam Secretary, Director Anderson, and Members of the Board. Again, Perry Ursem with the Las Vegas Global Economic Alliance. I'm here today in show of support for the application submitted by Ritchie Bros. With operations in North Las Vegas, Ritchie Bros. provides auctioneering and logistic services for transportation and heavy equipment that serve several key

AMERICAN OVERSIGHT

industries across the globe. Ritchie Bros. is exploring their operations to expand current operations, adding 25 new jobs to their existing staff of 14, producing an average hourly wage of $22.94.

An exceptional detail I'd like to point out in this application is the company's commitment to covering over 97% of the employee's premium for health benefits. Capital investment projections total approximately $3 million with this opportunity. This application meets the requirements set forth by the Governor's Office of Economic Development and has the full support of the Las Vegas Global Economic Alliance. I would also like to thank Ms. Gina Gavin, who's with us today in the audience, Director of Economic Development with the City of North Las Vegas, and her team for their letter of support with this application through Mayor John Lee. With me today is Mr. Randy Berry, Senior Vice President of Digital Operations, and Mr. Connor Humphrey, Vice President of Gov Planet, which is a subsidiary of Ritchie Bros., and Mr. Berry has further information to provide insight to this application. Mr. Berry?

BERRY: Thank you, Perry. First of all, I want to -- on behalf of Ritchie Bros.' executive team, our employees, our investors, and our other stakeholders, we really want to thank the Governor and the other Members of the Board for having this opportunity for us to be considered for this program. A little bit more history on Ritchie Bros., so Ritchie Bros. has been

AMERICAN OVERSIGHT

around for 60 years. We're the largest industrial auctioneer in the world. We're a publicly traded company on the New York Stock Exchange. We've got 40 auction locations around the world, including the one that Perry referenced here north of Las Vegas. We've been here since 1997. We've enjoyed tremendous success in Las Vegas. It's been a great strategic location for us to serve our customers in the mountain west, the west, and the southwest, and it's also been a very favorable business climate for us, which has, you know, contributed toward our consideration of the Las Vegas -- or the Nevada area for expansion of our business.

So, about a year ago, Ritchie Bros. acquired a company called Iron Planet. Iron Planet is the largest online marketplace for heavy equipment, transportation, and so forth, similar to Ritchie Bros. It just operates totally online, and one of the sectors served by Iron Planet is the government sector, and Connor actually runs Gov Planet. One of our anchor clients with Gov Planet is the defense logistics agency, which is the logistics arm of the Department of Defense. So, four years ago, Iron Planet was awarded the contract to serve as the exclusive disposition agent for the DLA, for surplus rolling stock asset, so non-militarized rolling stock assets like trucks, trailers. If you want to buy a Humvee, you've got to go to Gov Planet to buy a Humvee from the Department of Defense.

So, we've had that contract for four years, and we've enjoyed a very successful relationship with the DLA, and because

AMERICAN OVERSIGHT

of that and because of an opportunity for a similar contract for non-rolling stock surplus equipment, you know, apparel, literally anything that the Department of Defense uses that becomes surplus, Iron Planet was awarded the contract for that business as well in December. And so that contract requires us to operate distribution facilities in the east coast and in the west coast. And so in our research for where to locate that western distribution facility, you know, Las Vegas and Nevada popped up as a -- you know, as a prime target that we wanted to consider for the reasons we talk about our current business environment, our current business success in the state, and also just, you know, the Governor mentioned the strategic nature of your distribution, the logistics capabilities, and all that. So, it's front and center in terms of the locations that we are looking at, and the other thing I think we learned just in the last couple of hours, we actually have a bank of servers that are co-located with Switch here in Nevada, which I believe is Mr. Kramer's company, the new Board Member.

So, anyway, that's a little bit of -- a little bit more background on Ritchie Bros. and what we're going to be doing here. We're going to be opening up a warehouse, about 170,000 square feet. We anticipate having 25 employees and probably more over time, but that's our estimate for the first 24 months, and we're excited, again, to be considered.

AMERICAN OVERSIGHT

SANDOVAL: Thank you, Mr. Berry. Did you have any other further -- Mr. Humphrey, I don't know if Humphrey had any presentation he wanted to make.

HUMPHREY: No, I think Mr. Berry covered --

BERRY: He's here to answer the detailed questions.

SANDOVAL: All right, and I guess similar to what I've asked the others, so you -- you know, at least according to the application is that you are considering other potential locations. Assuming favorable consideration of this application, would Nevada be the place?

BERRY: Yes.

SANDOVAL: We love that.

BERRY: Yes.

SANDOVAL: Okay. No, and you're a company that's well-known to me and I think to others on this Board, and as I was chatting with the Director that, you know, as you drive up the I-15, we see -- I see you -- I've seen you there before. So, you're a known commodity. You're a successful commodity of a business and somebody that we appreciate and respect, and the fact that you want Nevada to be the place I think is obviously very good news for all of us. And essentially, you would just be expanding the identical workforce that you have now, correct?

BERRY: A very similar workforce.

SANDOVAL: Okay.

AMERICAN OVERSIGHT

BERRY: Although, yeah, they'd be working in the distribution facility, and it's a separate location, or it will be, but yes.

SANDOVAL: Where would they --

BERRY: Similar skillsets, right.

SANDOVAL: Where would that new location be, or are you able to answer that?

BERRY: In northern Las -- in northern Las Vegas.

SANDOVAL: But not near your current location?

BERRY: It's not contiguous. You want to answer?

HUMPHREY: It's a few miles away from the current auction site, but close enough that we can still leverage the auction site for certain asset types that don't require as much indoor storage and handling.

SANDOVAL: Thank you. Other questions or comments from Southern Nevada Members.

HUTCHISON: Governor?

SANDOVAL: Yes, Mr. Lieutenant Governor.

HUTCHISON: Thank you. Mr. Berry, Mr. Humphrey, thank you very much for being here today, and just had a couple questions in terms just of the business. I pass your facilities all the time on the way -- on the way out of town north, and my question is, is Ritchie Bros. sort of a -- kind of a hedge against the economy when it is not doing so well? In other words, I noticed during the recession it seemed like you had an

AMERICAN OVERSIGHT

awful lot of inventory during the recession, and now as I head out of town, not quite as much of inventory. So, is your business model and is your business kind of a hedge against a poor economy, and that can be a very attractive side particularly from an investment standpoint, but is that accurate in terms of just your inventory, your business itself? Is it inversely related to strength of the economy?

BERRY: Not 100%, but we obviously -- we do really well when the economy is not doing well, right? We also do well when the economy is fairly flat. When the economy is really strong, you know, most of the equipment is utilized. You know, contractors have work. You know, OEMs don't have any lease returns. You know, so, there is an element of that. It's not 100% proportional, but there's definitely an element of it. Now, from our perspective, when you have -- you know, you have tight supply -- prices are really high when you have, you know, excess supply of prices dropped. So, you know, our performance -- you know, there's a lot of ways to look at our performance from a company standpoint. We benefit from higher prices in tight supply. We benefit from greater unit inventory, you know, when there's excess supply.

HUTCHISON: Thank you, and then my just other -- my other question was just the online aspect of the business, and you say you just recently acquired Iron Planet?

BERRY: Right.

AMERICAN OVERSIGHT

HUTCHISON: And now, you converted that into Government Planet or Gov Planet? What did you say?

BERRY: No, no, no. So, we actually have multiple websites. So, we have Iron Planet is the core heavy equipment, construction, trucks, and so forth, and Gov Planet is focused on government assets.

HUTCHISON: Can you acquire government assets -- surplus assets any way other than online now or is it pretty -- is it online only --

BERRY: We occasionally --

HUTCHISON: -- just under contract of the government?

BERRY: We occasionally have assets that we sell at the live sites that are government, you know, consigned assets, but 95% is online.

HUTCHISON: Thank you. Just my final note, Governor, is to comment again just to the proportion and the ratio of the incentives to the expected tax revenue estimates is very strong and very happy with your application, and congratulations on a very successful business and really an iconic business in southern Nevada, and we hope that you'll expand here and continue to grow with us. Thank you. Thanks, Governor.

BERRY: Thank you.

SANDOVAL: Thank you, Mr. Lieutenant Governor. Other questions or comments from Southern Nevada. Any questions or comments from Northern Nevada? And just one other compliment as

AMERICAN OVERSIGHT

I look at it, is percentage of health insurance covered by the company, 97%, pays overtime, PTO, sick, vacation [inaudible] increases, merit increases, tuition assistance, retirement plan, profit sharing, 401K. So, I really appreciate the benefit package and how well-treated your employees are. If there are no further questions or comments, the Chair will accept a motion to approve the abatement application of Ritchie Bros. Auctioneers, Inc. for a sales tax abatement, modified business tax abatement, and personal property tax abatement as presented in Agenda Item 5J.

KRAMER: Governor, before you --

HAVINS: So moved, Havins.

SPECHT: I'll second, Specht.

SANDOVAL: Before I take the motion -- before I take the motion, Mr. Kramer has a statement.

KRAMER: I will be abstaining from this vote.

SANDOVAL: And just for purposes of the record, Mr. Kramer.

KRAMER: Yes, for purpose of the record, I'll be abstaining from the vote because of potential conflicts.

SANDOVAL: Okay. No, and I know it wasn't anything intentional, Mr. Berry, but since you said you were --

BERRY: No, no, no, not at all.

SANDOVAL: Since you're a customer of Switch --

BERRY: Understood.

AMERICAN OVERSIGHT

SANDOVAL: -- and Mr. Kramer is an employee of Switch, probably better discretions, better part of valor in terms of an abstention from the vote by Mr. Kramer on this application. All right, if there -- I think it was Dr. Havins made the motion, and Mr. Specht seconded the motion? All right, are there any questions or discussion on the motion? And that was a motion for approval, correct?

HAVINS: Yes.

SANDOVAL: Again, I -- sorry, it's the old judge in me, and I just want to make sure the record is clear. So, we have a motion and a second for approval of Agenda Item 5J. Any questions or discussion on the motion? I hear none. All those in favor please say aye. [ayes around] Those opposed say no. That motion passes unanimously, and if the record would just reflect that Mr. Kramer has abstained from the vote. All right, congratulations, best of luck.

BERRY: Thank you very much.

SANDOVAL: Thank you.

BERRY: Thank you.

SANDOVAL: Agenda Item 5K, Sephora USA, Inc.

WALSH: Good afternoon, Governor, Lieutenant Governor, Madam Secretary, Executive Director, and Board. For the record, Michael Walsh with the Las Vegas Global Economic Alliance. I'd like to introduce you to Sephora USA, Incorporated. Present with me today is Jeff Ritacco, VP of

AMERICAN OVERSIGHT

Logistics, and John Lidio, [phonetic] Executive Vice President with CBRE. Sephora USA is requesting the sales and use tax abatement, modified business tax abatement, and personal property tax abatement. Sephora will hire 60 employees within the first 24 months of operation with an average wage of $24.05. Their capital investment will be $36 million within the same time period. Sephora offers a comprehensive benefits package to their employees.

Sephora is a privately held global luxury consumer products company, and they're looking to establish a 715,000-square-foot facility, distribution facility in north Las Vegas. The company has approximately 39,000 employees worldwide with 2,300 locations in 33 countries. Sephora meets the requirements and has the full support of the Las Vegas Global Alliance. You also have the full support of my wife as well. [laughter] I would like to now turn it over to Jeff and to John to explain the project in further detail and to answer any questions that you may have.

RITACCO: Thank you. On behalf of Sephora, thank you, Governor, Lieutenant Governor, Madam Secretary, and the rest of the Board for this opportunity to speak with you. Sephora USA, as Michael said, Sephora USA is a privately held global consumer product company. We primarily focus on cosmetics and perfumes. The company has 39,000 worldwide employees, 2,300 locations, 33 countries. We do have seven stores in Nevada. Sephora is continuing to see rapid growth, especially in the

AMERICAN OVERSIGHT

western US. We are seeking to establish a new regional distribution center to deliver products to 12 western states, to stores, as well as our e-com customers.

At full operations, this new distribution center will process about $100 million in goods a year. In fact, about 97% of those shipments will go to customers located outside of Nevada. Transportation and logistics are a key driver to making the location decision. After extensive study of our store and e-com customer network, greater Las Vegas and Fresno are on the short list of the market for this proposed 715,000-square-foot facility. Should we choose greater Las Vegas, we plan to hire 400 total new jobs, 60 that meet the state salary target. Our intention is to fill nearly all positions from Nevada residents. Sephora is also focused on hiring qualified employees who are disabled or are veterans. Fact in point, our facility in Mississippi, we presently have 15% of our workforce there are disabled with a goal of hitting 30%. We expect to partner with our regional workforce centers to find qualified candidates. We appreciate the Board's consideration, and your approval of tax incentives will go a long way in making this decision for Las Vegas as our site.

LIDIO: And Governor and Members of the Board, just want to add on from CBRE's point of view is we've gone through site selection. Nevada, and especially north Las Vegas, has shown very well from a tax and business climate point of view,

AMERICAN OVERSIGHT

especially with respect to California. We do want to point out that this would be Sephora's first distribution center in Nevada. So, there are no transfers of jobs from one distribution center to another. So, this is really all new, and as Jeff had mentioned, although we have 60 jobs in the application, our goal is to hit total head count of 405 years. Majority of those positions are typical material handling jobs, starting around $12 to $13 per hour and going up based on experience.

SANDOVAL: Thank you, gentleman, and again, similar to the other applications, as you said, it's down to two, and thank you for having us in the two. Do you know when that decision will be made, assuming favorable consideration of this application?

RITACCO: Within the next day or two.

SANDOVAL: Is that a good sign?

RITACCO: I think it is a very good sign.

SANDOVAL: All right, and -- no, Sephora is a company that is known to all of us and a company that I know and respect, and I guess this -- I was talking to my daughters about this, and the question was would there be a factory store attached to the distribution center were you to locate here.

RITACCO: At this time, we're not planning that.

SANDOVAL: Okay, well, I said I would ask, and I kept my word, but any event, so you said you would hire -- or perhaps it was John who said that all the employees would be hired

AMERICAN OVERSIGHT

locally, and assuming favorable decision for you to locate here, when would you be -- when would you hope to be up and running?

RITACCO: We would be opening our doors for our e-com side of the building in July of next year.

SANDOVAL: All right, thank you very much. All right, questions or comments from Southern Nevada. Mr. Specht.

SPECHT: Yes, you are very well known, and I don't think I'd be allowed home unless I vote to approve this tonight, but what I'd like to hear a little bit more about is the disability program that you have and also to ask questions. We have an exceptional nonprofit here you may want to consider called Opportunity Village that would be a very, very good partner to work with you on this program. So, if you could just talk about that program a little bit more, it would be great.

RITACCO: Sure. So, the program that our -- what we've done is we've mirrored several other programs that are out there, and what it does is basically works with the county or the state and helps us train individuals to participate in the workforce. It's not -- and they are expected to participate at the same levels of someone that does not have a disability, and it's a great -- it's a great program, because it really gives context to the individual's disability. Having a job is really important, and they bring a fantastic culture to the building. So, it's a very exciting situation to see the excitement that comes from individuals. What we have found, the people that are

AMERICAN OVERSIGHT

working for us now with disabilities, they have the least amount of absenteeism. They have literally no safety issues. Basically, the work attitude is fantastic. They hit or exceed our productivity expectations and our quality expectations. So, it's really an untapped source of a pool of employees that we are super excited to continue to expand that opportunity with.

SPECHT: That's great. Thank you very much.

SANDOVAL: And Mr. Specht, thank you for bringing up Opportunity Village, because it truly is a nonprofit that we're really proud of, and we think it really could be an opportunity there for Sephora should you choose to come. All right, other questions or comments from Southern Nevada.

HUTCHISON: Governor?

SANDOVAL: Yes, Mr. Lieutenant Governor.

HUTCHISON: Just a question in terms of what you're seeing with your business in relation to brick-and-mortar stores and e-commerce. Are you seeing, as most retailers are, an increase in your e-commerce and a decrease in your brick-and-mortar? Have you -- or you continue to grow in brick-and-mortar? Can you kind of talk about that and just what kind of impact that has on your distribution center needs now and in the future.

RITACCO: Sure. So, like other retailers, you've seen brick-and-mortar drop because of the drive towards the e-commerce side of the business. Our e-commerce has been growing significantly. I can't share those numbers specifically with

AMERICAN OVERSIGHT

you. We have seen some flattening of our retail, but our retail environment is very unique compared to most retailers, because this is where she comes into our stores and gets to experiment and gets to learn about beauty and the cosmetics and what works for them. And that is a major driver of our business, and so we are actually continuing to add stores where most companies are basically shutting stores down. So, from a distribution perspective, this facility will handle both retail distribution as well as e-commerce distribution basically 50-50.

HUTCHISON: Thank you very much.

SANDOVAL: Thank you, Mr. Lieutenant Governor. Other questions or comments from Southern Nevada. Comments or questions from Northern Nevada. If there are no further questions, the Chair will accept a motion for approval of the abatement application of Sephora USA, Inc. for a sales tax abatement, modified business tax abatement, and personal property tax abatement as presented in Agenda Item 5K.

CEGAVSKE: So moved.

SANDOVAL: Secretary of State has moved for approval. Is there a second?

HUTCHISON: Second.

SANDOVAL: Second by Lieutenant Governor. Any questions or comments on the motion? I hear none. All those in favor please say aye. [ayes around] Those opposed say no. All right, motion passes unanimously. Congratulations, good luck,

AMERICAN OVERSIGHT

and again, same thing, once you've made your decision, we'd appreciate hearing from you.

RITACCO: Thank you. We certainly will.

SANDOVAL: Okay, thank you very much. We'll move to Agenda Item No. 6, which are abatement applications for Director approval. The first is 3PEA International, Inc.

URSEM: Thank you, Governor Sandoval, Lieutenant Governor, Madam Secretary, Director Anderson, and Members of the Board. Again, for the record, Perry Ursem with the Las Vegas Global Economic Alliance here today in show of support for the application submitted by 3PEA International. Based in Henderson, Nevada, 3PEA provides innovative prepaid debit card programs and services for corporate, consumer, and government applications. 3PEA is exploring their options to expand current operations in southern Nevada, which would add 35 new jobs to their existing staff of 50, producing an average hourly wage of $40.20. Capital investment projections total $1 million. This application meets the requirements set forth by the Governor's Office of Economic Development and has the full support of the Las Vegas Global Economic Alliance. I would also like to thank Mr. Ken Chappa, [phonetic] Economic Development Officer with the City of Henderson, and the team at the City for their letter of support through Mayor Debra March. And with me today from the company is the Controller, Mr. Christian Mueller, and the cofounder and CEO,

AMERICAN OVERSIGHT

Mr. Mark Newcomer, who will provide further insight into 3PEA's planned expansion efforts. Mr. Newcomer?

NEWCOMER: Thank you. First of all, I'd like to thank the Lieutenant Governor, Governor, Madam Secretary, and all the members. 3PEA International, we relocated to Nevada back in 2004 with a total of three employees. You know, obviously, Nevada has afforded us a great climate to grow in. You know, we appreciate that very much. We also find most of the employees that we're looking for are easily found right in our own backyard. We're generally bringing in -- we have a 24/7, 365 call center that we support our programs with. We bring in customer service relationship management people. We bring in a lot of technology people fresh out of school, front-end developers, back end developers, all of that, and then as well we have, obviously, relationship management people that we need as well. So, that's a little bit about our company, and I want to thank you for the opportunity.

SANDOVAL: Thank you, Mr. Newcomer, and you know, for me, obviously, this is a great application, and you're a well-established company for whom, you know, I have great respect, and that, for me, is the greatest compliment of all, is a company that is here, and, you know, congratulations on your growth to go from where you are -- where you were to where you are, but then to make this expansion decision I think is -- as I said, is a compliment to the community, compliment to your employees, and a

AMERICAN OVERSIGHT

compliment to you. So, I don't have any questions, but I just wanted to make sure that I let you know that. And the average wage here, $40 an hour, is significant and really allows people to have a great quality of life. Questions or comments from Southern Nevada.

HUTCHISON: Governor?

SANDOVAL: Mr. Lieutenant Governor.

HUTCHISON: Mr. Newcomer, thank you very much for your presentation and for a wonderful application. Again, I just got a quick question for you. As I was looking at the employment schedules that you provided with your application, I see the highest wage earners are in sales and just wondered what it is that they do on the sales side that is so valuable to the company. You don't always see that. You know, at $50 -- I mean, average hourly wage for a sales is $50 an hour.

NEWCOMER: Yeah, it's fairly specialized, the markets that we go after, generally biopharmaceutical, and, you know, really it's hard to find biopharmaceutical salespeople that aren't demanding top premium dollar. So, that's primarily the reason why they are making the higher dollars.

HUTCHISON: Thank you. So, it's supply and demand, right?

NEWCOMER: Absolutely.

HUTCHISON: And again, Governor, just point out the great ratio, again, looking for incentives, tax incentives of a

AMERICAN OVERSIGHT

little over $157,000, and we expect the total revenue on the tax side to be over $8.8 million. So, great application, and congratulations. Thanks for your growth here in southern Nevada and look forward to supporting. Actually, I guess this is a Director approval. Look forward to -- and I hope and pass along a hint to our Director that this is an awfully good-looking application. Thank you.

SANDOVAL: Thank you, Mr. Lieutenant Governor. Other questions or comments from Southern Nevada. I hear none. Any questions or comments from Northern Nevada? I'll turn it to Director Anderson.

ANDERSON: Thank you, Governor and Lieutenant Governor, appreciate the endorsement there for the company, and Mr. Newcomer, thank you for the application. I would echo the Governor's comments. It's exciting to see the expansion of a local company. There's often chatter that this Board focuses a lot on new companies only, and I think today's -- several applications today, we've seen local entities both north and south growing in a healthy economy. So, we're excited for that. I'm certainly excited to support the application. I'm just going to put one contingency in there, as we've been in communication with your company, that the Department of Tax is still trying to determine whether or not that [inaudible] identifies you as a financial institution or not.

AMERICAN OVERSIGHT

Pending the outcome of that, let me shift what we qualify for here, but certainly, the sales tax abatement, the personal property tax abatement we can approve through this -- at this time, the modified tax abatement as well. I would certainly want to approve contingent upon the Department of Tax identifying you as a non-financial institution. That's just per our statute, and hopefully, we'll get to a good resolution there for you as well. But Governor, happy to approve this application and looking forward to even further expansion from 3PEA. Thank you, guys, for coming.

NEWCOMER: You're very welcome. Thank you. By the way, Mr. Anderson, I just want to let you know that we did receive a letter from the Department today, actually, and we've reviewed the position, and we will be responding to their position.

ANDERSON: Great. Let us know if we can be of any assistance.

NEWCOMER: Yep, will do. Thank you.

SANDOVAL: Thank you, Mr. Newcomer. Congratulations.

NEWCOMER: Thank you.

SANDOVAL: Next Agenda Item is 6B, Alpha Guardian.

WALSH: Good afternoon, Governor, Lieutenant Governor, Madam Secretary, Executive Director, and Board Members. For the record, Michael Walsh with the Las Vegas Global Economic Alliance. I'd like to introduce you to Alpha Garden -- or

AMERICAN OVERSIGHT

Guardian. Present with me today is their Chief Operating Officer, Jesse Bugarin. Alpha Guardian is requesting the sales and use tax abatement, modified business tax abatement, and the personal property tax abatement to encourage their expansion in southern Nevada. Alpha Guardian will have a capital equipment investment of $189,300. They will hire 35 new employees within the first 24 months of operation at an average wage of $26.92. Alpha Guardian also offers a comprehensive benefits package for their employees. Alpha Guardian meets the statutory requirements and has the full support of the Las Vegas Global Economic Alliance. Alpha Guardian is a leader in the residential safe, security, and storage industry. Established in August 2017, Alpha Guardian has positioned itself to be the category champion and a complete solution in the safe, vault, and secure storage industry.

With industry-leading brands dating back to 1965, they all come together day in and day out to help the company reach its goal of a safe in every home. Alpha Guardian champions the ability to offer a robust portfolio of products, including home safes, quick-access gun vaults, security cabinets, and garage storage and organization. I'd like to now turn it over to Jesse Bugarin to introduce other members of his team, to answer any questions you may have, and to explain the project in further detail. Thank you.

AMERICAN OVERSIGHT

BUGARIN: First I'd like to thank Governor Sandoval, Members of the Board, Michael Walsh and his team. I'd like to introduce Roger Jenkins. Roger Jenkins is our VP of finance, and I'm Jesse Bugarin, and I've been with the organization for 29 years, September 8th, 1989 to be exact, so been there quite a while. And we're really a story of three different areas, people, society, and growth. And when you think of people, we exist because of our employees, and it's true that without the customer, we have no company, but if we don't have great people and people who are trained and are constantly learning and growing, then that customer will not come back and support our products. And so just to give you a little feedback on kind of who we are, what we're trying to do, what a safe in every home means, that's a very passionate kind of rally cry for us. When someone is robbed, when you have a fire in your house, some child gets a hold of a weapon that's not secured, we feel personally responsible for that. We feel like we could have done more. We could have had maybe a price point safe that was more affordable. Maybe our advertising didn't reach that consumer. There's obviously lots of opportunity in those types of failures and losses due to fires, thefts, and other issues.

When someone searches for a passport or keys or something of value for 30 minutes, an hour, in today's society, that's not okay with us. Okay, your time is precious. Time is the only resource you can never get back, and so our job is to save you

AMERICAN OVERSIGHT

time, organize your valuables into one place, and help improve piece of mind. Roughly 340 million people in America, 141 million homes. We have a lot of work to do. And when we talk about our people, we're a story of an owner who started on the dock lines, started loading trucks, and I know because I used to raise the product onto the truck, and he'd pallet-jack them all the way in, and became the owner of our company, right? So, that kind of thinking is alive today.

We invest heavily in our people. We utilize interns from UNLV. Those interns eventually go into professional accounting firms, and in a minute, I'll ask Roger to speak a little more to that. We're very proud of our involvement with UNLV and the intern community. We believe that if we can build leaders within our doors and they enter society, then we've done our job. Okay. We're a growth company. When I started with Cannon Safe back in 1989, our revenues were about $5 million. We're reaching $300 million now and on our way to a billion. Okay, we will get to a billion through acquisition. We will buy additional companies. We will grow our people. If we don't grow our people, we can't grow our company, and so we're very passionate about what we do. Roger, if you would please talk a little bit about the intern program.

JENKINS: We've had great success working with UNLV, and their accounting department first -- oh, I'm sorry. I said we've had great success working with UNLV, first with their

AMERICAN OVERSIGHT

accounting department for over four years, bringing interns in for a six-month period at a time. As they move forward to graduation, almost all of them are placed with top-level professional accounting firms. Many here in Nevada, a few do go back to where they originated from after they finish their education at UNLV.

We've since expanded into our marketing program, and those -- one of those interns, in fact, has been hired full-time after graduation with us. So, internship has been a very big part of our company. They've been a great spirit with us, and we try to give them a very wide experience in the business so that they really take skills out with them into the real world that they can use to personally market, but also to grow them professionally. So, it's been a great program for us, some lifetime friends with the firm.

BUGARIN: And then just one last comment, we also have a program that we have called Alpha Guardian University. Alpha Guardian University began because we had an issue with an employee who was given a book. We have a reading club within our company. We believe that reading books kind of aligns how we think, how we act, and then how we kind of march the business. And this employee, in a very embarrassed way, said, I'm sorry, I can't read. Okay, so, we realized that we had a problem there, and we had a -- we had a responsibility to that employee to help him learn, help him grow. So, we established Alpha Guardian

AMERICAN OVERSIGHT

University, one of our facilities. We have executed 1,300 hours of training between middle of 2016 into 2018, and we are bringing Alpha Guardian University into Las Vegas, and I say we're bringing it to Las Vegas. We're very close to making our final decision, okay, very close to it, and I also want to compliment the State of Las Vegas and everything you do, because I got to tell you, we're leaving Illinois currently, okay? Illinois is not a friendly state to business people, and previously, we've done business in California. California has great weather, but it's hard to stomach the taxes for great weather. So, we've been considering Texas, Arizona, and Nevada. We're very close to making our final decision. Thank you very much.

SANDOVAL: Mr. Bugarin, thank you, and first, I want to thank you for your relationship with UNLV and your commitment to literacy. I mean, those are, I think, two really great compliments to your company, and, you know, really proud to see UNLV students and graduates moving on and doing great things, but because of your willingness to partner with them. And you mention that about Illinois, because I saw this as part of your application. It said the company is also considering relocating its Chicago Stack-On brand operations to Las Vegas. Is that part of what this application is?

BUGARIN: Yes, it is, yes. We operate roughly 180,000 square feet of warehouse there now, and we're looking to

AMERICAN OVERSIGHT

relocate that portion of the business. We'll start with 100,000 square feet and then expand as we grow.

SANDOVAL: And then as part of that, would the Illinois employees be given the opportunity or the option to relocate to Nevada as well?

BUGARIN: Yes, they will.

SANDOVAL: All right, that's all the questions I have. Members from Southern Nevada, any questions or comments?

HUTCHISON: Governor?

SANDOVAL: Mr. Lieutenant Governor.

HUTCHISON: Mr. Bugarin, again, thank you for being here, and this is, again, a wonderful application. Thank you for your commitment to UNLV, the internships, and the opportunities at those entry-level jobs, Mr. Jenkins, very important, and it's wonderful that you've committed that way not only on the accounting side, but now it sounds like the marketing side as well. My question for you is what type of business activity is going to go on in this expanded facility? You've got 24,000 square feet now. You've got 100,000 square feet you're looking for. That's a major expansion. What's going to go on within those facilities?

BUGARIN: So, the primary is going to be distribution, and we will also hold our corporate office in Nevada, and so the majority of it will be distribution, yes.

AMERICAN OVERSIGHT

HUTCHISON: And again, great opportunity for us to highlight just not only an opportunity to provide incentives for your company and an opportunity to bring you into Las Vegas, but also the contributions you're going to make to our state and to our -- and to our local government tax base. We appreciate that, and we often highlight that as well, but thank you for the opportunity. We really hope that you make the decision to move here and become even more ingrained in the community and the state of Nevada, and I can tell you it's a business-friendly state that will continue to be business-friendly for years and years to come. So, congratulations on the application that we fully embrace. Thank you.

SANDOVAL: Thank you, Mr. Lieutenant Governor. Any other questions or comments from any of the members? And before I turn it over to the Director again, Mr. Bugarin, thank you for your presentation, and we would appreciate your favorable consideration in your decision.

BUGARIN: Thank you very much.

SANDOVAL: Thank you. Mr. Director.

ANDERSON: Thank you, Governor, appreciate it. I think a lot of the questions have been asked, and I would probably echo the components of being committed to your employees and the community at large. I think that shows a lot, especially when you look at -- well, even just your description of kind of your mission state in many respects where you're focused on the

AMERICAN OVERSIGHT

usage of the product versus -- and how that may enhance someone's life of being able to secure important documents or keep people safe. I think that's an interesting perspective versus just selling the product. So, kudos to you for that. I think -- also a couple things that stand out to me, certainly, good paying jobs and appreciate the opportunity to see a local company expand, but as was pointed out in some of the other applications, the fact that you have 85% of your health insurance covered for your employees as well, certainly, that's an -- probably somebody pulling the plug. I'm a recovering politician, so I speak way too much here. With that, however, I'm happy to approve the sales tax abatement, modified tax abatement, and personal property tax abatement and wish you the best of luck.

BUGARIN: Thank you very much.

SANDOVAL: Thank you, Director Anderson, and just for clarity for staff, even though we made light of it, are there any issues with open meeting law if we've got some kind of a disconnect telephonically?

SPEAKER: We still have quorum, so not in that case. I'm going to reach out to Vegas staff to find out who was calling in. I didn't know we had anyone calling in.

SANDOVAL: I didn't know we had a call-in, either, but I just want to make sure if we're noticed, to be able to -- for the public to be able to participate telephonically. I don't want to get a [inaudible] with the open meeting law.

AMERICAN OVERSIGHT

SPEAKER: Yes, Mr. Governor. As I reviewed the Agenda, I didn't identify any public call-in number, so unclear as to who was on the telephone, but that shouldn't have caused any issues with NRS 241.

SANDOVAL: Okay, thank you for the clarity. All right, then we can move on. Next item on the Agenda is Agenda Item 6C, Cannae Holdings, Inc.

WALSH: Governor, Lieutenant Governor, Madam Secretary, Executive Director, and Board. For the record, Michael Walsh with the Las Vegas Global Economic Alliance. I'd like to introduce you to Cannae Holdings. Present with me today is their Chief Financial Officer, Rick Cox, and also Gary Ameko. [phonetic] Cannae Holdings, Incorporated is requesting the sales and use tax abatement, modified business tax abatement, and personal property tax abatement. Cannae Holdings will have a capital equipment investment of $1,082,500. They will hire 50 employees within the first 24 months and have an average wage of $36.90. Cannae Holdings also offers a comprehensive benefits package to their employees. Cannae Holdings meets the statutory requirements and has the full support of the Las Vegas Global Economic Alliance.

Cannae Holdings, Incorporated is a diversified investment company headquartered in Summerlin, Nevada. The firm primarily invests in restaurants, technology, enabled health care services, financial services, and more. Cannae's strategic acquisitions

AMERICAN OVERSIGHT

contain a mix of majority and minority-owned businesses with significant underlying value. In 2015, Cannae, then known as Fidelity National Financial Ventures, LLC, relocated its headquarters to Las Vegas from Florida. The company has subsequently added or relocated nearly 20 high-level executives and employees to the Las Vegas region, and now major company decisions are made from the Las Vegas location.

The executive group of Cannae Holdings, Incorporated includes Bill Foley, the lead person of the ownership group responsible for bringing -- go Knights, go, the National Hockey League to Las Vegas and Nevada. It's my pleasure to introduce you to Mr. Rick Cox to explain the project in further detail and to answer any questions you may have.

COX: And just for the record, we've brought just a little bit more than 20 people here to Las Vegas. So, generally speaking, in 2015, we did relocate Fidelity National Financial Ventures from Florida here to Las Vegas, and as a part of that transition, we've done pretty well. Of course, as you get migrated into a particular place, you wonder whether or not you should migrate more people and expand your headquarter office, which is kind of where we're at today in terms of looking at the crossroads as to whether we expand or not. We've got an extra piece of property sitting next to our building. So, we're kind of just thinking about whether we should do this or not, and I thought we would come over here and see if we could get some

AMERICAN OVERSIGHT

incentives if we decided to go ahead and expand it out and to hire the extra people. And, you know, this could be an ongoing thing where you see us from time to time coming in as we continue to do our stuff and get more people here around us and depending upon the types of acquisitions that we do.

SANDOVAL: Thank you, Mr. Cox.

COX: Yeah, no problem.

SANDOVAL: I'm sorry, I didn't mean to interrupt you. Did you have further presentation?

COX: No, no, I was just going to -- I gave you guys, I think, a little bit of the history of Fidelity the last time I was here, and I don't know if anybody wanted a little bit more history than what I just gave. I didn't want to -- I know you've been here for a bit today already listening to everybody's story, so I didn't want to --

SANDOVAL: Oh, no, this is your chance, but there are several members that are new that weren't here last time you presented. So, feel free if you'd like.

COX: Well, let me just ask the Board. Does anybody want to have a little more insight? It is about go Knights, go.

SANDOVAL: So, no further presentation, Mr. Cox?

COX: I think that's all I have to say for now unless anybody has any questions.

AMERICAN OVERSIGHT

SANDOVAL: Okay, thank you, Mr. Cox, and, you know, I'll say this, and, you know, obviously, it's an exciting time for the Knights, and I've been following and cheering and supporting, but for me, it's more than just a puck. The impact that you've had on this community and on the state and the way that the organization and the players have done outreach in the community, and particularly, associated with the events of October 1, I will tell you I'm blessed to have the opportunity to be in a lot of different places and meet a lot of different people. And the compliments and the comments that I receive with regard to the Knights organization and how you handled that whole situation and really bound a community together is unlike anything that I've ever seen and unlike what a lot of other people have seen. And that first game where you raised that jersey is something that I think is going to reverberate through time with regard to professional sports, the way that you handled that. So, I personally want to thank you and everybody in the organization for what you've done in terms of your contributions and commitment to the community. The success that the team has on the ice is just gravy, but for me, what -- you know, the -- everyone loves a winner, but you're a winner no matter what your record is going to be in the future because of what you've done for the community and for what you've done for the state.

COX: Well, thank you, Governor. You know, when we -- when I stood here in 2015 talking with you guys about some

AMERICAN OVERSIGHT

of our goals, you know, I don't think that any of us recognized at that point in time the success of where we would be at today, you know, including the situation that you just talked about. It was just really amazing. The players and the team really got behind the community, and it didn't really even take much to get anybody to do it. They really wanted to go out and get into the community and support them, and that's something that the team will continue to do. And in terms of the -- you know, this is not about the team, but, you know, you've really touched a soft spot for me at least just recognizing at how far this community has come with the team being here. It's just absolutely amazing, and, you know, part of our -- part of the things that we talked about a couple of years ago was, you know, our charitable foundation via the Fold the Flag Foundation that we were bringing here to town to expand as well, too.

You know, we're really making a really tremendous impact with that, and for those of you that don't know what the Fold the Flag Foundation is, the Fold the Flag Foundation is designed to help out the spouse of a fallen warrior, you know, if they're -- and the intent is, is to get them to the next level in their life. A lot of the times the federal government gives you a small stipend to help out with the cost of the funeral, et cetera, and then leaves the spouse at home with no education and no way to get to the next level. So, what we are trying to do is raise money, give scholarships out to those individuals, and it's

AMERICAN OVERSIGHT

not just to the individual. It's to the children, grandchildren, or even the parents, and, you know, we really wanted to use Las Vegas as a centerpiece to really expand it nationwide.

We had started in Jacksonville, Florida, and, you know, we're expanding it here, and we're kind of tying it into the Vegas Goal of the Knights a little bit along with the Vegas Goal of the Knights Foundation, of course. And so, you know, you'll continue to hear a lot about the Fold the Flag Foundation, and just to let you know, 100% of the foundation is seeded so that every dollar that goes in, goes back out, and I really take a lot of joy in telling people about that as well. So, hopefully, we'll be here for a long time and we'll continue to get the puck in the net.

SANDOVAL: Just one last comment, Mr. Cox. The other thing I'll say is you've changed the national anthem in Las Vegas forever. No, I had the privilege of speaking at the commencement ceremony at the UNLV law school, and a student, a young woman, had the opportunity to present the national anthem, and when they got the appropriate part, the entire audience at the auditorium screamed Knights. So, that's something else, just a great, special tradition, and one last thing I will tell you --

COX: Yeah, it's a lot of fun.

SANDOVAL: I do appreciate, from the bottom of my heart, that you play Home Means Nevada at the home ice -- at the

AMERICAN OVERSIGHT

game. So, I appreciate that as well. All right, questions or comment -- oh, go ahead.

COX: No, I'm good.

SANDOVAL: Okay, questions or comments from Southern Nevada.

BARRETT: This is a really tough one, really tough one.

COX: All right.

BARRETT: Where did you get the name Cannae?

COX: Cannae Holdings?

BARRETT: Cannae, what's Cannae?

COX: Well, historically, it is a -- it is the battle of Cannae with the Romans and the Carthaginians.

BARRETT: Okay, there we go.

COX: Yeah.

BARRETT: No further questions.

COX: That would be -- that would come from Bill Foley. Bill Foley has got a West Point background, and typically, you know, he's very insightful and likes to look to history to sometimes name things with.

HUTCHISON: Governor?

SANDOVAL: Yes, Mr. Lieutenant Governor.

HUTCHISON: Thank you. Mr. Cox, thank you for being here, and again, I was here when you were here initially, and I think you still -- I think that application still holds the

AMERICAN OVERSIGHT

record for average wages, because you're bringing in all your executive team, and it was -- I remember that was very high average wages, and we were excited at the time and approved that and knew that there were good things to come. And as the Governor said, I know that we really understood really fully what was going to happen when Fidelity and the Foleys all got together and came into town and decided that we were going to put together a national hockey team. And I was at the game last night, which was incredibly exciting and wonderful, and I agree with the Governor. I was born and raised in -- I am born and raised in southern Nevada and went to school here, and we don't have as much of an emphasis in southern Nevada on Home Means Nevada as I've noticed in northern Nevada, but ever since that has been played in the hockey games, all of us down here in the south have really gotten to understand and appreciate that song and our state song. So, thank you, and I echo the Governor's comments as well.

I'll tell you, you've had a -- you know, people can tell you stories I'm sure all day long, but you even have an impact on the most adversarial relationships. We'll be court arguing over motions or arguing the most disputed matters and, you know, just ready to go at each other's throats, and the Governor can appreciate this as a former judge. You know, it can get very contentious in courtrooms and stuff, and at the end, my partner was telling me that just this week, that at the end of a very

AMERICAN OVERSIGHT

contentious motion, the judge asked him if he had anything more to say, and he said, yeah, go Knights, go. And that was one thing that unified the most hardened opponents in litigation. So, the reach of what you all have done for this community has just been tremendous, and as a native Las Vegan, I want to thank you and the Foley family and the Fidelity team for all that you've done for Las Vegas and the state of Nevada. Thank you. Thank you, Governor.

COX: I do have one request before you guys approve this. This is, again, totally unrelated to this application. I would just look for your guys' support over the next upcoming months to us as we continue to expand our youth hockey throughout Clark County and Las Vegas. It's really very impactful to elementary schools, middle schools, high schools, as well as just travel teams in general, you know, and I'm introducing hockey to folks and having people either come here to Las Vegas from other towns and just really exploding the sport.

CEGAVSKE: Thank you. Governor?

SANDOVAL: Madam Secretary.

CEGAVSKE: Well, since we talked about Minnesota, we'll talk about Minnesota again. Being from Minnesota, I never saw an indoor hockey game until I came to Nevada. We always saw them outside. I didn't realize you could do it inside. So, I am so thrilled, you have no idea, as a former -- someone who sat outside and froze just to watch hockey. It was great, and then

AMERICAN OVERSIGHT

coming here, my oldest son -- our oldest son became a hockey player, and at 2:30 in the morning, we'd go out to the Santa Fe because it was the only time that kids could play.

COX: Yeah.

CEGAVSKE: And I'd sleep in the car while he was practicing hockey, but it is so incredible to me to see how Las Vegas has come together for this team. I've got now two -- a set of twins, four years old, that are playing hockey. They have the whole hockey gear. So, I am so thrilled with what you're doing with the youth, but what the Governor and Lieutenant Governor have said about what you've done for the community, you can feel it. You can see it. My son never misses a game, and it's just what you've done to this whole state. We've even got a couple employees up the -- he's probably up there right now, Scott, he's a Kings fan. Sorry, Scott, I just have to tell him. So, we got him paraphernalia from, you know, the Knights, the Golden Knights, and we told him he has to wear it. So, when we have jersey days, he asks if he can wear Kings and the Golden Knights, and we tell him, no, you can only wear Golden Knights. We're a state, and we all support the Golden Knights, but I am so thrilled when you said that you're doing the youth and high school. Thank you so much. I think it's brought a really great education to the state, but what you've done for this community is just overwhelming. We're really, really thrilled, so thank you very much.

AMERICAN OVERSIGHT

COX: I'll pass that word along to Bill Foley. He's really the champion behind all of this.

CEGAVSKE: The other thing, I just want to tell you I did not know until my four-year-old granddaughters told me, how to say go Knights, go, and you have to do it with enthusiasm, and you have to use hand gestures. So, I just want you to know --

COX: That's right, with exclamation marks behind it.

CEGAVSKE: Is that what it is?

SANDOVAL: Other questions or comments from Southern Nevada. Anything for Northern Nevada? And again, Mr. Cox, thank you for your presentation, and best of luck and win one more. We'll get to the Cup finals.

COX: That's right. Thank you, guys.

SANDOVAL: All right.

COX: Appreciate it.

SANDOVAL: I'll turn it over to the Director for Cannae Holdings, Inc.

ANDERSON: Thank you, Governor. Mr. Cox, I just had one question. Of the 50 that are on the application, and maybe it's too soon to tell, do we know how many of those will be relocating to Nevada versus hired locally?

COX: Well, you know, it's hard to say. You know, we try to initially look for people in the local category to fill the jobs, and so far, we've had a lot -- well, with

AMERICAN OVERSIGHT

exception of the team, we've got a whole blend of people there just because of the areas of expertise. But with regard to what we've done so far, most of the talent pool that we've been pulling from has fortunately been coming from Las Vegas, and we would continue to do that to the extent we can get the talent as needed.

ANDERSON: Great, thank you. I appreciate that, and I didn't know also if -- obviously, these are probably not entry level at any respect at the $36.90 an average wage. Do you work with any of the universities in your recruiting or is this a level that requires a lot of expertise before they get to this level?

COX: Depending on the level of the individual, $36.90 is an average. So, we do pick up entry level types, and we are looking to UNLV or the local universities when needed. And since you brought up local universities, I will tell you what we are doing. We actually have resorts up in Montana and out in Idaho, and we have been looking to UNLV to try to, you know, just set up internships for the hospitality to get up there. So, that's one of the things we've -- we haven't really had that much success this year at it, because we got started sort of a little bit on the late side, but we're trying to get a little more engaged with it. It's competitive, though, because as you know, there's already a lot of hospitality in Las Vegas. But yes, we do look to UNLV as much as possible.

AMERICAN OVERSIGHT

ANDERSON: I appreciate that, and I think that's -- well, I mean, you guys are already committed to the community, and that's just one more step along that path, so I appreciate that. This one obviously is an easy one for me, happy to approve the abatements for sales tax abatement, modified business tax, and the personal property tax, and we appreciate your efforts and continue to expand the company here in Las -- or in Las Vegas, not necessarily here -- or here, too. That would be all right.

SANDOVAL: Thank you, Mr. Cox.

COX: All right. You guys have a good day. Thank you.

SANDOVAL: You do the same. We'll move to Agenda Item No. 7, which is Workforce Innovation for the New Nevada, the WINN Fund Program for Board approval. 7A is Reno area Data Analytics. Good afternoon.

WALDEN: Good afternoon. I'd like to start by thanking the Governor, Lieutenant Governor, and the Board for your time and consideration today for our data analytics proposal. For the record, my name is Barb Walden. I'm the Director of Applied Technologies for Truckee Meadows Community College. Today, I hear about all this economic development, and I know that ties directly to workforce development that's been mentioned several times. So, as Nevada's economy begins to become more diverse, it brings with it the challenge of upscaling our workforce. The WINN project between TMCC and GOED that

AMERICAN OVERSIGHT

helped the staff at Gigafactory and is helping to increase our pipeline of manufacturing workers, it really is just one example of how we are meeting those challenges. And we used innovative programs and innovative delivery modules, methods, to do that. One of the next challenges we've identified is building the pipeline of Nevada's technology sector. So, coding, cyber security, and data analytics are just a few of the examples of the in-demand skillsets needed in our region. These skills that I just mentioned, those are not unique to technology. Those cross every industry sector. You find them in marketing, health care, business, even state government.

So, like the P3 program TMCC created, we have designed the fundamental data analytics and data visualization courses to be modular and flexible for accessibility. The online self-directed format will be practical and applicable, as we will be developing it together with industry. The model is easily scalable, and when developed, it can be expanded all across the state. It aligns with elite model and the concept of in and out ramps. So, in today's global economy, online economy, pretty everywhere you look, data is being collected, and it's important that we know how to manage and use that data. This project will be applicable to large companies, small companies, entrepreneurs, public sectors, state workers, and I believe this program is going to help Nevada build the workforce to continue diversifying and growing. So, with that, I'm going to let you know that TMCC is

AMERICAN OVERSIGHT

partnering with NCLab on that, and I'm going to introduce Voss, and I'm going to let Voss tell you his own last name.

KAMYSHANOV: Hello. Thank you for this opportunity, Governor, the Board. My name is Voss. The last name is Kamyshanov.

SANDOVAL: Will you spell that just for the -- whoever has to do the minutes?

KAMYSHANOV: Okay, so, K-A-M-Y-S-H-A-N-O-V. I was born in Germany, raised in Russia. Now I'm Nevadan, so long journey. I'm CEO of NCLab, and we appreciate the opportunity to partner with TMCC, and our company, it's a local company. We develop online courses for STEM disciplines, and we are currently part of a Nevada Ready 21 Program for middle schools. We are pushing -- we are working with Clark County, Washoe County, and rural areas of Nevada. We are pushing for high school education, and now this initiative would allow us to go and actually take a further step to pull the students from school towards real jobs, and that's our goal as a company and the mission. So, we position ourselves, like, within STEM industries and disciplines, and we provide the best online education, which is especially great for rural communities. So, I would like to introduce Russ Riggs. [phonetic] He's the Chief Operating Officer of Elite 361 company. It's one of Lift361 company. It's one of the companies which supports this initiative, and I would like him to say a few words. Thank you.

AMERICAN OVERSIGHT

RIGGS: Thank you. Thank you for having me today. Like he said, Russ Riggs. I'm COO of Lift361. My wife and I live here in northern Nevada in Reno. We do have a couple of companies that we've opened recently without tax abatement, but this particular company that I'm with is an Atlanta company, and we have moved here, and we're looking to hire in the area. When I met Voss, I taught some of their other online courses, and the way they do them, really great. And he said that he was working with Truckee Meadows to look at the data analytics. Our company, that's all we do. We used to have a marketing company, and then we paired it down to just marketing analytics. So, we bring in all the data, organize it, analyze it, leverage it. Our employees are data developers. They are analytics and data science people, and when it comes to education, we were talking about, you know, what are your needs and would you help develop a course. And as all of you know, it's difficult to find these technical people. Most of the companies that I heard that came through here could tell you the exact same, they need them.

What we do is predominantly work with retailers, financial services, and we are kind of the marketing arm, the data analytics arm. So, we are always looking for people, companies in the Atlanta area, but we're beginning to have to hire out in other places. I do not know why all of my partners and coworkers in Atlanta wouldn't just pick up and move to this wonderful place, but so far, no, and I'm here to answer any questions that

AMERICAN OVERSIGHT

you might have from the business side. It is nice. The more and more schools bring data analytics in, the more that the kids are trained in the tools. So, when they come out, we can just work them through the business side. It really helps a lot.

SANDOVAL: No, thank you, and I don't have any questions regarding your business, but I guess the way the model works is the candidates would come to TMCC. You would tell TMC the skillsets that you need, and the training would occur there? Is that how the process would work?

WALDEN: Kind of. What we're going to do is we're going to work with -- we have a number of companies that have offered letters of support and have committed their time to helping developing the modules. We expect the development to take about three months, and it is completely self-paced, but it's always monitored, and there is resources there. We have people that will monitor the progress of people. If they see you get stuck, they're going to reach out and contact them. So, again, that flexible delivery, it's going to allow people who, you know, may work days, they can do this at night. They may work jobs at a casino or restaurant or retail that your schedule changes every week. You can't go to school. So, that is the basis of that.

SANDOVAL: And the reason I ask the question is I was looking through your materials, and it says, "As a public institution, TMCC is required to have open enrollment," which is

AMERICAN OVERSIGHT

pretty much what you just discussed, "however, selection criteria can be used to qualify for funding priority, including an employer offer letter, existing employees, US military veteran." So, what do the candidates look like? Is it basically open enrollment in --

WALDEN: So, what we've -- the funding -- this funding, the paid participation in the modules is intended for those people who need the skillset to get a job, and we have three companies identified that partners with us. We're going to start with them. They're going to be seeing UNR graduates that come out with business degrees or marketing degrees, but don't have this data analytics. So, we can add on that piece of training that they need to get the jobs with these companies, and so the intent of the funding is to pay for those positions. The cost that we've put on the class, because it is -- once the development is done, it's going to be very expensive to administer. We are hoping to get employers to pay for their incumbent workers to come, individuals that might want to learn a new skillset, and it's not even off the table, and we might come back and ask for more money for more tuition.

SANDOVAL: We'll see how it goes, right? Yeah. No, but in all seriousness, as I said, I try to understand what this looks like. So, as you said, if I'm working at the El Dorado in Reno and I've decided, you know what, I want to be a part of this new economy and I want to get a job in data analytics, do I come

AMERICAN OVERSIGHT

walk through the doors at TMCC and say, I heard about this. I'd like to sign up for it?

WALDEN: For the purposes of the WINN Fund, we're going to have an intake process that includes an application for the funding, how do you intend to use it. Are you getting to get a better job? Is this going to help you get a job? We have to track all that demographics for reporting. So, it will be an intake process, and we'll figure out a waiting system. We'll work with Stacy to figure out who qualifies and who doesn't to use up the funding. For the public, the open enrollment piece of it, we may have somebody who comes to us and wants to sign up, and we will allow them to sign up, not using the WINN funding. While that is the development, you're building infrastructure for the state, and again, as part of the application, NCLab has agreed to share a number of seats with other community colleges or the state to GOED to distribute as needed. And we look to the future, and those -- it's not off the table to expand those numbers of free seats as needed or to enter into a low cost agreement for the ongoing delivery of this across the state. And we did consider reaching out to other community colleges and ask them to be a part of this, but this application came together so quickly, we really didn't have time to do that. But I think that this is going to benefit Elko. It will benefit Vegas and Carson City. So, we're hoping it's successful and we can share it.

SANDOVAL: Thank you. Questions from Southern Nevada.

AMERICAN OVERSIGHT

HUTCHISON: No questions, Governor.

SANDOVAL: Any questions -- Mr. Klaich.

KLAICH: A comment here. I believe Grand Rounds was the company we reviewed a couple of meetings ago, and it's good to see them circle back around, and one of the comments you always make is the connection between our colleges and our university, and the discussion at that particular meeting with Grand Rounds was particularly robust, and it's great to see this kind of follow through on the program. So, I wanted to make that point for the record and appreciate their participation.

SANDOVAL: Mr. Anderson.

ANDERSON: Thank you, Governor. I did have a question on the 137 that we're looking at for the initial program development, wondering what the life cycle of that is. Are there maintenance costs or ongoing costs as we get through there, and if so, how long does that take us through?

KAMYSHANOV: So, the beauty of online education is that [inaudible] has a solid propriety platform to deliver complex knowledge to people, and this particular course would be developed together with participating companies to really match the job demand, yeah, not just hypothetical knowledge. So, once the set is developed, it takes very lost cost to support it. So, that's the beauty. So, we don't need to keep, like, a teacher hired forever, right? So, we can easily scale to virtually unlimited number of students, and once it's developed, it is

AMERICAN OVERSIGHT

there. And to maintain, we already have some maintenance cost already embedded so we don't come back and say we need more. No, everything is covered, and we are 100% sure that this could be delivered and be beneficial for community.

ANDERSON: Great, thank you for that, and do we have a timeframe of how long that would be covered? Is it the first installment of students, so 70 students, or are we looking at a three-year cycle or what is our maintenance schedule.

WALDEN: So, piece of our project design is thinking about that ongoing. So, when Microsoft does an operational upgrade to Windows -- and this might require some tweaks. Python does upgrades, and that's going to require some tweaks. Part of the reason we partnered with an organization rather than doing it ourselves is as a community college, we can't support that ongoing -- the constant upgrade cost. So, our model is built on a portion of that tuition. That does not all stay with the college. We have expenses out of that, and a piece of that is going to go back to the company. Instead of asking the State to pay that maintenance cost, we're paying it back to them to keep the product alive. So, as long as people are enrolling the classes and revenues are being generated, the program will always be kept up to date.

ANDERSON: Thank you. Thank you.

SANDOVAL: Thank you, Director Anderson. Any other questions or comments? If there are none, the Chair will accept

AMERICAN OVERSIGHT

a motion to approve the request of Reno area data analytics to enter into a WINN grant agreement not to exceed $300,000 as presented in Agenda Item 7A.

KLAICH: So moved.

SANDOVAL: Mr. Klaich has moved for --

BENNETT: Governor, I'm pleased to make that motion.

SANDOVAL: Oh. I'll give it to Dr. Bennett has moved for approval. Mr. Klaich has seconded the motion. Any questions or discussion on the motion? I hear none. All in favor say aye. [ayes around] Those opposed say no. That motion passes unanimously. Congratulations, good luck. We look forward to hearing your success.

WALDEN: Thank you.

SANDOVAL: Thank you. We'll move on to Agenda Item 7B, which is Clark County Health and Technology.

WASRICK: Good afternoon, Governor, Lieutenant Governor. My name is Stacy Wasrick, [phonetic] and I am probably the newest person here at GOED. So, sorry, I feel like a guinea pig today, but I was brought on to administer the WINN Fund. So, a lot of these folks we've been working in partnership with, and so we're really excited to bring some of these applications to you. The application that's in front of you today comes to us from CSN, who's requesting approval to enter into -- and we are requesting approval to enter into an agreement not to exceed $700,000. This partnership brings together several employers,

AMERICAN OVERSIGHT

BrightStar Home Health, Hallmark Home Care, Homewatch Caregivers, Home Care Assistance, in addition to a key partner being the Nevada State Board of Nursing. This group's come together to develop a plan of action to address increasing access to nursing pathways in a really key infusion of technology certifications and adding flexibilities to the modes and matriculation within that industry. The approach is going to mitigate the current economic burden that we have with chronic diseases and hospital readmissions by creating a workforce that will become effective bridges between the clinical and community settings. So, with me at the table, we have the College of Southern Nevada representative, and then she'll have her employer speak as well.

SPEAKER: Good afternoon, thank you. My name is Luz Castro, Health Care Specialist from the College of Southern Nevada. Our program at the College of Southern Nevada Division of Workforce and Economic Development strives to deliver a high-standard curriculum that teaches and promotes all the competencies and principles required for a qualified home health aide, NCNAs. Our programs are highly recognized by industry leaders and who are constantly requesting our students to be hired or to hire them as home health aides is among the fastest growing jobs in the industry. It is a great need that these companies -- as they continue to grow.

Although our -- also, we have such a great program. We continue having these several barriers, which is tuition.

AMERICAN OVERSIGHT

Students who are interested in our program aren't able to afford the tuition, so this has come to a problematic. We also need to innovate our programs with technology competencies that will better their skills and deliver a high-quality service to employers and of course to the community. Having our program converted to online version will allow our program to be more accessible for all adult and working students. We have gathered with several employers who are interested in partnering and hiring our students upon completion of this program. Here with me today, I would like to introduce Cynthia Knight, Director of Client and Caregiver Services, from Homewatch Caregivers.

KNIGHT: Good afternoon. I'm representing the employers of Las Vegas in this industry, and unfortunately, there's a severe shortage of qualified candidates, and we're not able to -- it's limiting the growth of our business, actually, at this point, so it's very unfortunate. We help people stay in their homes right up until the very end if that's what they desire. We also have a contract with the Veterans Administration to provide care for veterans in their own home. So, we're looking to College of Southern Nevada to help us get some qualified candidates as quickly as possible.

SANDOVAL: All right, thank you. Any further presentation?

PREDALUFKOWITZ: Good afternoon, Governor, Lieutenant Governor, Secretary of State, Director Anderson, and Members of

AMERICAN OVERSIGHT

the Board. My name is Dr. Katherine Predalufkowitz. [phonetic] I'm Director of Nursing Education for the State Board of Nursing. So, thank you for allowing me to be here to speak about CNAs and nurses in Nevada. I'm very passionate about it. When one gains a certified nursing assistant certification, that's a great entry point into any health care occupation or profession. A lot of our CNA students, especially in the high schools, they have goals of becoming nurses or physicians or dentists. So, it's a great pathway for entry.

So, increasing the technological literacy for our CNAs and nurses would be great to increase their competency in this area of technology. Technology is growing and expanding, and we have to be in the forefront of that and understand what our needs are going to be not just tomorrow, but, you know, ten or 15 years down the road. So, we need to increase our skillsets of our CNAs and nurses who come out of the programs so that we can meet these demands of technology and also the demands of our population. So, technology is a commonplace in health care, but it's not so commonplace in the training that CNAs and nurses receive. So, we're hoping with this funding, that we can increase the technology, competency, and training within the CNA and nursing and advanced nursing practice programs. I am the Director of Nursing Education for the State Board of Nursing, so I speak to other educators around the country. Nobody else is really looking at this, so this will be a transformative idea for

AMERICAN OVERSIGHT

nursing and CNAs. The impact would be huge statewide. This will truly improve the quality of care and access to care, especially in our rural communities. Our patients are moving more from the inpatient acute care setting back into their communities, so we need to be able to make sure that they have access to their health care providers wherever they are, not just when they're sitting in a hospital. It can increase our communication with the providers and the nurses and the CNAs, increase the ability for data to be shared and decreasing errors in communication and documentation. We are currently working on building these courses, and I have talked to the university and colleges and the private CNA programs and the public CNA programs, and everybody is pretty much onboard and excited for this program -- this project to go forward. I have a great commitment to educating high-quality, safe nurses and CNAs in Nevada, and I think that this is a great step for us as a state to take to really educate them.

My goal is increase CNA education in more high schools. Right now, we have about seven or eight high schools in Nevada that actually offer CNA training programs for our younger generation. Like I said, I really enjoy seeing those students, because they really want to be something, be someone. My goal is to expand the CNA programs in a lot more high schools in Nevada so that we can offer, you know, access and opportunities to students who might not know that those opportunities exist. And

AMERICAN OVERSIGHT

so I want to thank you for your time and your consideration on this matter. Thank you.

SANDOVAL: Thank you for your presentation. I don't have any questions. I'm really enthusiastic about this application, because we do have a tremendous need in this area, and it's going to obviously improve health care in our state, but typically, we lag when it comes to medical professionals and medical providers, and this, to me, is the exact anecdote to that. So, for everybody that's been associated with preparing this application, I truly appreciate it. Questions or comments from any of the Board Members?

HAVINS: Yes, Governor, Havins.

SANDOVAL: Yes, Dr. Havins. Thank you.

HAVINS: Yes. Can you tell me what the tuition would be for a CNA program and how much would be covered under this WINN program.

WASRICK: Sure. The way that this budget is structured is it covers 100%. So, the idea is to get folks through the program to increase, right, the volume that's coming through. The tuition at CSN is approximately $2,400 for a CNA.

HAVINS: For a CNA. Okay, and the high school programs, do you have to be 18 to get a CNA? Is there an exam I assume?

AMERICAN OVERSIGHT

WASRICK: There is a licensing requirement, and she's going to check me if I'm wrong, but I believe 16 is the threshold.

HAVINS: Sixteen?

WASRICK: Yes.

HAVINS: Okay. And as far as the high school expansion goes, you have seven or eight. You could expand to what if this grant occurred?

PREDALUFKOWITZ: My goal would be six.

HAVINS: Six more?

PREDALUFKOWITZ: Yes.

HAVINS: Okay, very good. I concur with the Governor entirely. I think this is a great program and excellent way for individuals to get started in the medical field, and the high school route I had not heard before. That's a wonderful idea.

HUTCHISON: Governor?

SANDOVAL: Thank you, Dr. Havins. Mr. Lieutenant Governor.

HUTCHISON: How many tuitions would be covered in the total with this?

WASRICK: This particular application is covering 250 individuals, but our goal is always to look at opportunities for integration. Workforce Innovations for a New Nevada is one source. There is quite a few sources of Workforce [inaudible]

AMERICAN OVERSIGHT

funding. So, what we want to be able to parlay is infusing technology into as many individuals as possible. So, if we can leverage other funds and other opportunities for the tuition for a CNA or home health, that would give us the ability to increase the technology infusion and certification as well.

HUTCHISON: Thank you, and then as far as the high school expansion, are we looking at schools then beyond career and technical academies?

PREDALUFKOWITZ: Correct, because currently, we only have them in the career and technical academies. So, my goal is to get out, get the word out, start collaborating with those schools.

HUTCHISON: Do those high schools have the resources necessary for this kind of a program, because those career and technical academies tend to be, you know, a little more geared towards that type of a program.

PREDALUFKOWITZ: Correct. I would work with them to ensure that they do. I have a lot of other community partners that could work with them and help them where they're lacking.

HUTCHISON: Thank you so much. Thank you, Governor.

SANDOVAL: Thank you, Mr. Lieutenant Governor. Any other questions or comments from any other Board Members? If there are none, the Chair will accept a motion to approve the request by the Clark County Health and Technology to enter into a

AMERICAN OVERSIGHT

WINN grant agreement not to exceed $700,000 as presented in Agenda Item 7B.

BARRETT: So moved by Barrett.

HAVINS: I'll second.

SANDOVAL: Mr. Barrett has moved for approval. Dr. Havins has seconded the motion. Any questions or discussion on the motion? I hear none. All those in favor say aye. [ayes around] Those opposed say no. That motion passes unanimously. Congratulations, good luck, and again, I look forward to seeing the returns. That takes us to Agenda Item No. 8.

SPEAKER: Come back for more later. Come back for more.

SANDOVAL: Agenda Item No. 8, Workforce Innovation for the New Nevada Fund Program for Director Approval [inaudible] Logistics and Manufacturing and Re-Entry Initiative.

VEGA: Good afternoon, Governor.

WASRICK: Governor, this is -- oh.

VEGA: Sorry.

WASRICK: It's okay. Hi, Camille.

VEGA: Hi.

WASRICK: This is Stacy Wasrick. I just wanted to give a quick preface to their program. We're doing this in two difference phases, but this is a really exciting application that comes to us from Truckee Meadows Community College, and they are requesting Director Approval not to exceed $75,000 for a

AMERICAN OVERSIGHT

wonderful partnership with several employers. Several are there, Quality Plastic Products, Sierra Meat, High Mountain Door and Trim, Reno Custom Creating, and Iron Skillet. It's also an e-partnership that includes the Reno Justice Court, Washington County Department of Alternative Sentencing, the State of Nevada Department of Corrections, and the Nevada Department of Public Safety Parole and Probation. They really designed a robust and comprehensive program that's looking to train a professional pool of 30 individuals to meet the growing needs of area manufacturing and logistics employers. Camille, take it away.

VEGA: Governor, Lieutenant Governor, Secretary, Director, and the Board, thank you so much for hearing this proposal today. My name is Camille Vega. I am the Re-Entry Coordinator at Truckee Meadows Community College. I'm also a Little Flower alumni. I would like to present this proposal. I'm sure many of you know the data and statistics of those that are incarcerated, but current data shows that one in three Americans have some sort of a criminal record, whether that be a juvenile record, misdemeanor, or felony. These are also individuals that have the least supports in getting out of incarceration and joining society, and the numbers are fairly grim. One-half of those that are released are incarcerated within their first year. Two-thirds are reincarcerated within three years, and over five years, three-quarters of them are re-incarcerated.

AMERICAN OVERSIGHT

One of the greatest factors in reducing recidivism is employment, and employment not at minimum wage, but at a higher wage, a supporting wage, sustaining wage. This program is focused on helping those that are leaving incarceration in northern Nevada to enter into an education program with a direct pathway into employment. The employers that I have pulled together today are just a few of those in northern Nevada that are willing to hire this type of population, but in discussing this program with each of them, they've expressed interest in not only giving them those technical skills, but also the soft skills in order for them to succeed in education and in employment. So, today, I have with me -- this is Lieutenant Jonathan Wilson. He is the facility manager at Northern Nevada Transitional Housing. On my right here is Billy Owensby with Quality Plastics, and seated right back here is Janice Gonzalez with Sierra Meat and Seafood, and I would like to pass this over to Lieutenant Wilson to talk a little bit more about the program.

WILSON: Afternoon, everybody. Sorry, again, to lose some of the polish here with me. I'm a little bit out of my element. I joined Northern Nevada Transitional Housing last August. I've been with the Department of Corrections for almost 15 years now and have spent a lot of that time watching us send guys out to the street with little more than 60 bucks and a bag of their clothes and a good luck. When I stepped up and took over at transitional housing, I meant to do exactly that, make it

AMERICAN OVERSIGHT

transitional. Every one of these guys who gets off the van gets a speech from me that you are in the middle of Reno. If anybody knows where we are, we're at the corner of Kesky [phonetic] and 2nd, busy corner in downtown -- well, near downtown Reno. And, you know, I let them know right away that you are here to transition back into society. You've got one foot in the public and one foot here. You're going to be a good neighbor. You're going to be a productive citizen, and you're going to go on about your life. You're not going to come back to me.

Part of that -- a large part of that is fostering positive relationships with employers in town. We've got 30 or 40 employers. I don't have an exact number, but we have 112 beds. Every one of my guys is employed right now, and that is -- actually, right now, the problem is I have employers who are fighting over the opportunity to interview our guys. One of the toughest things for my population is a lot of them come to me at this point in their lives, and some of these guys have spent a fair bit of time down. Some of them have been in and out of trouble and are still pretty young, but they have no job skills, no job record, not a resume. I had one guy tell me he doesn't have a signature, and that's just basic stuff that most adults learn as they're going through life and getting their education.

So, I made it a priority for me to really push the education and push the idea that you're a part of this community and you are a part of what's going on in this city. As part of

AMERICAN OVERSIGHT

that, I started pushing guys towards TMCC, and through a fair bit of serendipity, Camille ended up with one of my residents, and we got to talking, and I -- my hope was, hey, you know, can you come back it easier for my guys to enroll in classes? And we got to talking about the potential for certificate programs and that kind of thing. And she brought on some of the judges from the specialty courts. We got together with Washoe Alternative Sentence, Parole, and Probation, and we were able to arrange some classroom space, and now we're here asking for your support to make some classes happen.

I have reached out to a number of our employers that I know are reliable and interested and have taken the opportunity to hire, you know, my residents and appreciate the -- you know, the attitude that they bring, and every one of them has been supportive and interested in getting some training, some specific training that will help their businesses. This first cohort, we're looking at manufacturing, logistics, and some food prep, food safety, and those are the ones that the employers identified as being most important. The other thing that they mentioned was the soft skills, and that would be the first part of this program, is getting some soft skills, some re-entry skills, financial literacy, financial planning, some basic academic skills so they're able to succeed when they start classes, and get them back on their feet. So, I'm going to stop rambling and pass it on to Mr. Owensby here.

AMERICAN OVERSIGHT

OWENSBY: Hello, my name is Billy Owensby, and I'm here as a representative of Quality Plastics here in Nevada. We are a plastics manufacturer that's been in business for about 35 years. We're advocates of inmate reentry, and 40% of our staff is actually made up of ex-felons. We hire directly from a restitution center, or the Northern Nevada Transitional Housing. We've been hiring there for about ten years now. Our typical new hire from one of these re-entry programs like this is reliable, consistent, and I'm sure that's hugely due to you, and we work to keep these employees upon separation from incarceration. We are advocates of training and soft skills in other areas that would benefit an individual when looking for work in manufacturing. The confidence boost alone and elevated self-worth that results, we believe, helps to lower the risk of reoffending.

I am uniquely positioned to endorse this belief, as I am an ex-felon. I was hired out of the restitution center two years ago at Quality Plastics, and I am now the IT Director of Quality Plastics, and the soft skills alone -- I give everybody a test. We give a psychological profile for everybody that comes into Quality Plastics, and some of the testing that we do is on light industrial math and safety, reliability, and spatial reasoning. And consistently across the board, these are low scores. They're great people, but low scores. When we bring them on, it takes about 90 days to get somebody up to speed in working in that environment, and when it comes time to separate from

AMERICAN OVERSIGHT

incarceration, we've even put together an inmate-run -- an inmate-run group at work to try and teach people how to write a check and all these other things, but it's something that's definitely necessary to get people in the position to not reoffend.

VEGA: I believe that's all that we have today. If you have any questions -- I know that it was a long meeting and we want to keep it short and sweet.

SANDOVAL: No, no. I don't want to punish you because you're at the end of the Agenda, but no, I -- but this is important, and I may have mentioned earlier in this meeting, but -- I think I did, that on one of my other hats, I serve as Chairman of the Board of Prison Commissioners, and that was the exact discussion that we had this week, is that there are several inmates that are parole eligible that don't parole because they don't have a place to go or they don't have a job. So, this is critically important, and as you said, you know, the recidivism associated with those that have been released is high in this job, and you can speak to this, is having a good paying job isn't just about the money. It's about, you know, learning, you know, to be at work and be prepared and getting those job skills, programs, and life skills as well. So, I'm really pleased to see this, and I know this is an outgrowth of a bill that Senator Ford, I believe, had sponsored.

VEGA: Yes, sir.

AMERICAN OVERSIGHT

SANDOVAL: And so it was a bill that I signed. So, you know, for me, it's really rewarding to see it come to this, and I want to thank the employers, I mean, for further willingness to do this, because historically and traditionally, there aren't many employers that are willing to hire the ex-felons and give them a chance, and so I really appreciate that. There's a lot of effort and a lot of investment that's going on at the Department of Corrections associated with this, and at the end of the day, you know, the purpose is to provide that second chance and to give a new lease on life and allow individuals that perhaps had had problems in the past to have a second chance at a productive life, and you're living proof of that. And so, again, I am -- another one of these programs -- or the WINN Fund opportunities that I'm going to really be looking at with interest, because I think it's going to be a big game changer for people, so thank you.

VEGA: Thank you.

SANDOVAL: Any other questions or comments from any of the Members? Mr. Klaich?

KLAICH: Governor, if there ever was an example of doing well by doing good, I don't know how it could be anything more than this program. When you first spoke to us almost eight years ago, you talked about providing jobs to Nevadans, and this particular program, WINN program, and particularly, re-entry, it would be easy to forget. It might not -- it might not grab the

AMERICAN OVERSIGHT

headlines that some of the other businesses that move to the state provide, but I think it highlights a couple of things. The dignity of a job and providing -- and the self-respect that that gives to folks is a reason for this program if nothing else. The wisdom that came out of your economic development program in establishing WINN and these three applications that we're seeing today, really exciting, because they're just the exact kind of partnership between our community colleges, businesses, and helping Nevadans get good jobs that I think was originally envisioned three or four years ago, but now we're seeing it come to fruition.

I know we've had similar programs move through CSN in southern Nevada to assist re-entry, but I don't care if this is the end of the meeting or not. This is really exciting stuff, and I think it's a real credit to your staff, Mr. Director, that you're bringing forward these, and my thanks to our community colleges who are bringing forward these programs. Great stuff, Governor.

SANDOVAL: Well said, Mr. Klaich, and thank you. Questions or comments from Southern Nevada?

HUTCHISON: Yes, Governor.

SANDOVAL: Yes, Mr. --

SODERBERG: Governor, this is Don Soderberg. Well, we were excited about all three of these WINN applications, because they hit areas that are very important, but this particular

AMERICAN OVERSIGHT

application is one that we were very excited about. You charged our agency to make re-entry a point of emphasis three years ago, and as you said, sometimes it's a hard sell. So, when I hear the gentleman from Quality Plastics and see some of these other companies that are not only willing to take a look at someone who's got a criminal record, but actually are enthusiastic about it. I really wish we could bang the drum louder. We're looking at an empty room here today, and my only regret is that this application should have been first so the 14 companies that we gave abatements to would have heard what we heard today. As I said, this is a hard sell, including companies that come to us for abatements are often not open-minded to when we assist -- attempt to assist them in recruiting to taking an open-minded look at individuals who may have a record.

So, what has been said here today I think is very important and needs to be said loudly to other employees. There are very, very good employees out there that have something on their record. They may be currently living at Warden Wilson's facility or the Casa Grande facility here in Las Vegas, but the feedback we get continually when we do convince an employer to take this step is they're astonished about how dependable and how enthusiastic they are. And I can say at DETR, we have done that, and I can tell you some of our best employees are people that we outreached to some of the re-entry programs and wound up with some who are just phenomenal. And I'd charge anybody to walk

AMERICAN OVERSIGHT

through our offices and tell me who they are, because you never would notice. So, that's my two cents, Governor. I'll go back to being quiet in the corner here.

SANDOVAL: Director Soderberg, thank you, and I didn't know you were around the end of the table. I can't see you on the television here, so I appreciate your comments. Actually, I did think of one more question, and it's for Lieutenant Wilson. You said my guys. Is this program available to women as well?

WILSON: Actually, at the moment in northern Nevada, it's only open to men. That's partly -- it was originally slated to have some women. I think that that was somewhat shelved because, A, of the space, and B, the staffing involved to bring in a female staff in to house 16 women. So, we currently only house women in the north. Casa Grande transitional housing down south also does house women. They also work with Parole/Probation to provide sort of another level of transition for guys that -- well, men and women who have received parole, but don't have a place to go yet.

SANDOVAL: Well, just hopefully in the future, there will be an opportunity for that.

VEGA: In regard to this program, sir, we -- this first cohort will only include 30 individuals, and they will all be males. In meeting with the two judges and Parole/Probation, we decided that keeping women separate, at least for the first 16 weeks, would be ideal. In the future, you may see me here in a

AMERICAN OVERSIGHT

few months, because I would like to -- based on how well this goes, I truly believe that we will be able to serve each of those populations separately. So, Judge Pearson, Judge Sullivan, and myself thought that it would be best to have a cohort of those that have felonies, another cohort of misdemeanors, another cohort of women, and a fourth cohort of young adult offenders. So, if -- depending, again, how this goes, which I believe will be very successful, we will look at that, and then in the future, I know that there are a lot of funding opportunities from the federal side. Department of Justice has the Second Chance Act, but one of the hurdles that we have of writing for such a grant, and they're large dollar amount grants, is we don't have a program established. So, by providing the spending and perhaps the second group, it really would position the State of Nevada to perhaps looking at those type of grants to further this type of program throughout our state. And again, the employers that have signed these papers are just a few. There are employers that I know of in this state that are willing to hire those that have criminal records, that they do need just a little bit more than the average employee that's going to go and apply for that job. And I think once we go through, perhaps these employers and the judges, lieutenant, and other folks in the system will also support those in getting employment. So, thank you.

SANDOVAL: No, thank you, and I do know that our Department of Corrections is the beneficiary of the Second Chance

AMERICAN OVERSIGHT

Grant. I don't know how that relates to all this, and I guess my only other comment is that, I think I can speak for Lieutenant Governor, is encourage you to get here in the next seven months so we could be -- you know, have the opportunity to participate in another round.

VEGA: We're aiming for four months.

SANDOVAL: Okay. [laughter]

VEGA: We're starting July 11th is the start date we hope. So, we're ready to go.

SANDOVAL: Well, thank you. All right, any other questions or comments? This is an application for Director approval. I'll turn it over to Director Anderson.

ANDERSON: Thank you, Governor, and success begets success. So, once we see some outcomes here, I'm sure we'll be very excited to approve of the expansion of it. Just had a couple quick questions. On -- from the southern Nevada program, have we learned anything that we're implementing here in the north from good, bad, indifferent, things that they have implemented down there?

VEGA: I would love the opportunity to go down to southern Nevada and actually ask questions, tour, but we haven't had that opportunity. This opportunity to request funding from you has been -- I think we had about two weeks to put everything together. So, it was just information that we could gather locally. I think one of the big differences is the southern

AMERICAN OVERSIGHT

Nevada program starts the training while the folks are still incarcerated. The program up here will only deal with individuals that have been released, except for those that are with Northern Nevada Transitional Housing. I believe for the state in the future, it would be ideal if they could get those soft skills training while still incarcerated and maybe have an agreement with community colleges that upon successful completion and release, that they would be able to move into a certificate program. Some of the challenges they have of teaching logistics and manufacturing and food service is the equipment. I mean, it's very difficult to bring the tools. Like Ms. Walden had stated, over at the Edison campus, they have robotics and machinery, and that's quite difficult to bring into a prison.

We're not looking at educating ex-felons in just any job. We're looking at educating them in manufacturing and logistics and food service. These are three of the most high-demand careers here in northern Nevada and some of the best paying ones. So, it's sometimes a little bit of a challenge to model it the way that southern Nevada has done it.

ANDERSON: Sure. No, and I can appreciate that, and that sort of was my question. I didn't know how different they were as you compared them, whether or not there was something we can learn and not have to recreate parts of the wheel. It does seem like a very unique program. Mr. Wilson, for the folks that

AMERICAN OVERSIGHT

are working currently, you said what, 112? Is that the number you have that were currently employed?

WILSON: Yes, sir. I'd have to double check.

ANDERSON: I'm not going to hold you to that number. I just --

WILSON: I think our -- I think our actual count today was 110, but every one of them is working.

ANDERSON: Okay. So, when you compare what they may be making today in their current employment versus going through the certificate program, how much of a difference do you maybe forecast that would be?

WILSON: So, that's probably something the employers could answer better than I could.

ANDERSON: Sure.

WILSON: But as I recall from looking at the support letters that range anywhere from 50 cents to -- what was it, a couple of dollars an hour? So, that's substantial, and those are the guys -- you know, my population who are already working for them, they're willing to give them that pay bump. The other piece of this is, again, the alternative sentencing and parole and probation, who may not be employed or maybe completely underemployed right now and maybe looking to step up from $8.50 an hour to $12.50 an hour based on getting that certificate.

ANDERSON: Good. So, it sounds like we've got commitments from the employer side of things, that these are

AMERICAN OVERSIGHT

skillsets that are -- that have some value on a paycheck level, not just improved efficiency of the company.

WILSON: Yes, sir. Those are the ones that they identified. You know, I contacted -- you know, I think I approached seven or eight employers that are very committed to the program and have done well by us, and hopefully, we've done well by them and asked them what it was they were interested in and what it was that could help them the most. I think going forward, you know, we would look at opening that up to other skillsets depending on the success of this pilot.

ANDERSON: Great. I appreciate that answer. I would echo the comments of the Governor and others, that, you know, kudos to the companies that are willing to participate. It's the absolute key to the success of the program. We can run through -- folks through, you know, skillset training and what not, but if there's no light at the end, if there's no career path, it makes it, one, hard to motivate folks to go through programs, regardless of where they're coming from. But, you know, having that opportunity to either excel or get a job at the end I think is going to be the core success of this program. I think also as we look at -- you know, last GOED Board Meeting, we had a WINN program that wrapped around SNAP and some other folks that needed upscaling and some other opportunities to earn a better living. It really goes right to the heart of Governor Sandoval's, you know, New Nevada and that no one is left behind in the New

AMERICAN OVERSIGHT

Nevada. I think this is, you know, further evidence of a program that came out of a special session that has been expanded and continues to see a lot of success and opens doors for everyone that participates, and so very excited to be a part of it. Kudos to the whole group and Stacy as well for bringing this to us in such a short timeframe. I know we've still got some fine-tuning to do after the fact, but I'm very happy to approve this WINN program on behalf of Truckee Meadows for the amount of -- not to exceed $75,000. Thank you for bringing it forward.

VEGA: Thank you.

SANDOVAL: Thank you for your presentation. Good luck.

WILSON: Thank you.

SANDOVAL: Thank you. We'll move to Agenda Item No. 9, which is the Director's Report. Director Anderson.

ANDERSON: Thank you, Governor. I probably want to point out that after Secretary Cegavske called out Mr. Scott Anderson for being a Kings fan, she promptly left the building there. I've just got a couple things that I want to point out on the Director's Report. There are -- there's a lot of activity in our office going on. Just there's several pages of a report of each of our areas, but our international team just wrapped up an advanced planning mission for the trade mission to Ghana and South Africa. We've got some exciting partners there both from the research institutions, UNLV, UNR, and DRI, as well as quite a

AMERICAN OVERSIGHT

few business partners that will accompany that mission, the Urban Chamber along with other metro chamber members that will participate there. I see a lot of neat opportunities. Ghana in particular is one that we see -- a partner that's strong in Nevada already. Mining is a -- well, actually, Ghana's largest taxpayer. So, very exciting to see partnerships that come from Nevada all the way to Africa in general.

We also signed -- Governor Sandoval, you signed an MOU with Alberta, Canada, just recently. That is developing out even further as we participate in drone technology and partnering with both testing and the technology shifts across international borders. It's very exciting to see that develop out. We have a -- in fact, we have a contingency from Poland here now. We have started kind of a -- not kind of a -- a business recruiting platform that came out of the Poland trade mission, and that group is here now going through kind of a boot camp of how to set up in Nevada and in an intention to expand out into the US market, so using Nevada as their platform to gain access to that US market.

Some of it is as basic as how to start a business in Nevada, how to get access to capital, and how to approach potential clients for their technology or products. So, very exciting to see that expand out, and we have many more companies I think that are being bedded now and matching funds both from

AMERICAN OVERSIGHT

the European union as well as some state funds as well that are matching that program.

Randy Walden, who is -- actually, his last day is tomorrow, is leaving GOED, but one of the key things I think was a very exciting announcement is that we had over 600 apprenticeship openings announced at the Panasonic factory, and over 425 employees have Panasonic, are now participating in that. It's a paid intern -- or a paid apprenticeship program, which is very exciting to see that continue to ramp up and develop those skillsets to get those workers the skillsets they need to continue to move up the ladder there. That continues to be certainly a wonderful partnership we have with Tesla and Panasonic across the board.

We have nominated the opportunity zones, which they're sitting at the Department of Treasury waiting for certification. We've had a lot of input from folks that are anticipating a positive outcome there, and it's been exciting to hear about some of the projects that are going on there. Certainly -- really, across the state, there's billions of dollars in pent up capital gains that are ready to be deployed, and we're excited to see that get deployed. A lot of folks have been through our office, and with the help of Corey Hunt and Derek Armstrong in our office that sat down and discussed what those opportunities are and how they might be able to deploy that capital, I think it's going to

AMERICAN OVERSIGHT

really accelerate even more so what we're already seeing in the market.

The Nevada Film Office is working through a program directory. Each year, they put together, essentially, a vendor directory of, you know, where do I go to find somebody that can put up lighting, stage hands, grips, camera operators, et cetera. That has been a great success. They've digitized that and made that a web-based directory as well as a print directory. They're also doing it for folks that want to -- may have sites that would be good for films or for people that want to come and film on those sites. So, whether that's your backyard or a studio lot or whatever, they've got a database that turns into a print product right now and often becomes outdated by the time they get to print. So, then the process of digitizing that and making that a database so that the end users -- or the consumers at those locations can actually keep up to date.

We've got kind of a fun program going on with Truro University. It is developing a series of certificates and technology for emergency preparedness and disaster response. There's a lot of -- obviously a lot of turmoil in the world today, and some of these certificate programs of how to respond and what technology gets integrated to those responses and are current level of education, this would work as either students are going through the program or continuing education programs for folks that are already deployed out into the field. So, very

AMERICAN OVERSIGHT

exciting that GOED gets to be a part of that, and then of course, Stacy, who presented several of our WINN projects, today, she is the newest member of the GOED team, has hit the ground running, really a great opportunity to work with her.

I think that's evident in, one, how quickly these three applications came to us, but as well as how thorough they were. And while everything needs a little bit of fine-tuning after we go through this process, she is on it, and it's been really a pleasure to have her in the office. And with that, Governor, that concludes my Director's Report.

SANDOVAL: Thank you, Director Anderson. Do any of the Board Members have any questions for the Director? Thank you. We'll move to Agenda Item No. 10, which is a State of Nevada Unemployment Rate Update. I believe it speaks for itself. We're on a good track. Any questions from Board Members with regard to Agenda Item No. 10? We'll move to Agenda Item No. 11, Public Comment. Is there any member of the public present in Carson City that would like to provide public comment to the Board?

COREY: Governor, Lieutenant Governor, Members of the Board, some of you may know tomorrow is actually my last day with GOED. It's a bittersweet, actually, for me to say that. Going back to the private sector for an incredible opportunity for me and my family. We've got another baby on the way, which is great, but has accelerated my timeline quite a bit, but

AMERICAN OVERSIGHT

Governor, I can't say enough. Thanks to you, seven years, four years in your office, and another three here at GOED. It's been incredible since our faithful flight on Southwest Airlines when I was in management consulting, and it's just been the greatest honor of my professional life to work for you and to serve this great state. I can't thank you enough for the opportunity. And to the folks at GOED, Steve Hill, Paul, all of our incredible staff here in Carson City, the staff who do all the work that no one ever sees, the folks in our admin division, our receptionists and assistants, Bob Potts, all of the fantastic folks in the office. It's an incredible privilege to work with them, and then also can't thank enough the Members of the Board for your support, the work that we've been able to do over the years. The WINN Fund, it's incredible to -- it's a cherry on top just to see these great applications coming together. To think that we got to establish that during the special session and the work we've done on autonomous vehicles, seeing that finishing up, and just all of that, it's -- I can't thank you enough. It's been truly the honor of a lifetime and something that I'll certainly miss. I'm excited for this new opportunity and think it'll allow me to help see some more projects through and help our region grow and help our state continue to grow well, but again, thank you so much for the opportunity. It's been a privilege.

SANDOVAL: Corey, thank you, and, you know, I'll say this, and what Corey was eluding to is you never know who you're

AMERICAN OVERSIGHT

going to sit next to on a Southwest Airlines flight, who had a late night flight one night, and Corey and I just serendipitously happened to be sitting next to one another, and we struck up a conversation. And soon thereafter, he became part of the staff, and Corey, as he mentioned, has worked on everything from sage-grouse to driverless cars, to workforce, to so many other things. And you've put your fingerprint on a lot of things in this state and, and a lot of success is due to your efforts and due to your intellect and your commitment, Corey. So, I personally want to thank you for your service, congratulate you on your family, and congratulate you and wish you the best with regard to your next endeavors. Wherever you go, you're going to do well, and we appreciate that, and the final thing is Corey -- many people may not know this, but Corey is a professional performer, and his -- but his group performed the Battle Hymn of the Republic at some of my State of the States, and that's something that I'll always cherish, and it was just truly remarkable. So, you're a very talented individual, and again, I wish you the best, and thank you for your service, yeah. All right, any other public comment from Northern Nevada? Any public comment from Southern Nevada?

BUSTAMANTE-ADAMS: Good evening, Governor. For the record -- and Members of the Board, Irene Bustamante-Adams representing Workforce Connections as their new Chief Strategy Officer. I just want to say thank you, especially for supporting the Clark County Health and Technology WINN Fund application. We

AMERICAN OVERSIGHT

have been included in the conversations by GOED, and I appreciate their efforts to do that, and in addition, this also aligns with your vision, Governor, about removing barriers and occupational licensing, and so I think it's a very nice compliment. And then just lastly wanted to publicly thank Dr. Jilian Barclay [phonetic] for just her vision and bringing a global vision to Nevada and putting us in the competitive atmosphere in order to serve the employer. So, just thank you.

SANDOVAL: Thank you, Ms. Bustamante-Adams, and congratulations in your new role. Any further public comment from Southern Nevada? I think we cleared the room.

HUTCHISON: Nothing further, Governor.

SANDOVAL: All right. We'll move to Agenda Item No. 12, Adjournment. Is there a motion to adjourn?

SPEAKER: So moved.

HAVINS: So moved, Governor, Havins.

KLAICH: Second.

SANDOVAL: Dr. Havins has moved to adjourn. Mr. Klaich has seconded the motion. All in favor please say aye. [ayes around] That motion passes unanimously I know. Thank you, ladies and gentlemen, really great meeting. We've done some good things today and really excited about what's happening. All right. Best to all of you. Thank you.

[end of meeting]

AMERICAN OVERSIGHT

STATE OF NEVADA
GOVERNOR'S OFFICE OF ECONOMIC DEVELOPMENT
BOARD MEETING
May 17, 2018

The meeting of the Board of Economic Development was called to order by Governor Brian Sandoval at the Capitol Building, 101 N. Carson Street, Carson City, Nevada, 89701; and via video conference at the Grant Sawyer Building, Governor's Conference Room, 555 E. Washington Avenue, Room 5100, Las Vegas, Nevada, 89101.

1. CALL TO ORDER, ROLL CALL AND ESTABLISH QUORUM

VOTING BOARD MEMBERS PRESENT

Governor Brian Sandoval, State of Nevada
Lieutenant Governor Mark Hutchison, State of Nevada
Secretary of State, Barbara Cegavske
Dr. Weldon Havins, Director, Medical Jurisprudence and Ophthalmology, Touro University Nevada
Mr. James Barrett, Jr., President and Founder, The JABarrett Company
Mr. Sam Routson, Chief Administrative Officer, Winnemucca Farms
Mr. Rob Roy, CEO/Founder, Switch

NON-VOTING BOARD MEMBERS PRESENT

Mr. Don Soderberg, Director, Department of Employment Rehabilitation and Training
Mr. John White, Chancellor and CEO, Nevada System of Higher Education

STAFF MEMBERS PRESENT

Mr. Steve Hill, Executive Director, GOED, Secretary of Board
Michael Dang, Director of Business Operations, GOED
Jenn Cooper, Communications Director, GOED
Bob Potts, Research Director, GOED
Steve Woodbury, Administrative Services Officer, GOED
Michelle Sibley, Executive Assistant / HR Coordinator, GOED
Melanie Sheldon, Executive Assistant / Business Development Specialist, GOED
Nichole Anderson, Administrative Assistant, Business Development Division, GOED

GUESTS PRESENT

Assemblywoman Irene Bustamante-Adams
Henna Rasul, Attorney General's Office
Barbara Coffee, City of Henderson
Michael Walsh, LVGEA
Nancy McCormick, EDAWN
Chris Ault, EDAWN

AMERICAN OVERSIGHT

Perry Ursem, LVGEA
Michael Walsh, LVGEA
Anthony Ruiz, LVGEA
Colin Brett McNeil, Aptiv
Todd Ohendt, Aptiv
Manu Namboodiri, Aptiv
Spencer Schmerling, Cascade
Todd Clark, Scientific Games
Phil Klevorick, Clark County Economic Development
Frank Woodbeck
Dan Hunt, C4Mining
Patti Hunt, C4Mining
Derek Armstrong, GOED
Stuart Edenfield, WMI
April Ruelas, EWS
Rolayn Ruelas, EWS
Bill Legere, CNLV

2. PUBLIC COMMENT

Mr. Brian Wilcox introduced himself and advised that he is the former Chief Information Security Officer for the State of Nevada and the Governor, and subsequently, has moved back to the private sector after a four-year stint with the State. Currently, Mr. Wilcox holds the position of CISO for Black Ridge Technology International.

Mr. Wilcox stated that Black Ridge is a military grade cyber defense security company with its corporate headquarters in Reno, Nevada, with affiliate offices in New York, Virginia, and California. While serving with the state, Mr. Wilcox had a unique vantage point understanding the strengths, weaknesses, threats, and opportunities of our state's cyber defenses. He also noted during his cyber security career the continued failures of the current cyber security defense mechanisms.

The defense strategy needs rethinking, and that is why Mr. Wilcox chose to join Black Ridge. While serving at Black Ridge, he had the privilege of working with public and private sector organizations, evangelizing identity-based security solutions. In the noisy cyber security marketplace, Black Ridge is unique in providing a solution that forever changes the way we communicate safely over the internet. Transport Access Control, the primary of seven patents that Black Risges holds, acts as the liaison between the chaos of the internet and organizational networks. TAC prevents all unapproved traffic even from being initiated. This revolutionary solution authenticates every connection on the first packet of data. The result is an immediate tangible reduction in malicious, unwanted traffic and traffic that poses the bulks of cyber threats today.

AMERICAN OVERSIGHT

Only preauthorized authenticated connections are allowed, all of which are managed via a highly scalable and secure provisioning system. Mr. Wilcox stated his continued quest to inform the GOED and all other state entities of their existence and that the next generation of cyber defenses has arrived. As a member of the Nevada business community, Black Ridge is coordinating efforts through the Nevada Office of Cyber Defense Coordination and meeting the State's cyber strategic plans for years to come. More information is available on request. Mr. Wilcox thanked the Board for the opportunity to speak to them today.

Governor Sandoval thanked Mr. Wilcox for his comments and asked if there was any other public comment.

Mr. Jared Smith, Chief Operating Officer of the Las Vegas Global Economic Alliance, stated that he wanted to take a moment to say how proud he is of all these companies , and how proud we should all be of the economic development infrastructure staff, incentives, and programs. Mr. Smith thanked the Governor and noted this was the most projects that LVGEA has ever brought in one meeting.

3. GOVERNOR SANDOVAL'S COMMENTS

Governor Sandoval noted the aggressive schedule for the meeting and advised he would limit his comments. Governor Sandoval advised that Mr. Adam Kramer, Executive Vice President of Strategy for Switch Communications, had been appointed as a new member of the Board.

Mr. Adam Kramer thanked Governor Sandoval for the opportunity to serve on the Board.

Governor Sandoval thanked Mr. Kramer and advised the Board is pleased and excited about the quality of the types of businesses that are coming to the state, and also with regard to the job training, relationships, and partnerships that are now in place throughout the education system and economic development authority. Governor Sandoval advised that the Board and everyone responsible for participating should be proud, and the agenda for the meeting reflects that Nevada is well-positioned for an extremely bright future. Governor Sandoval thanked the GOED Board, Regional Development Authorities, universities, community colleges and local governments for all of their effort.

4. APPROVAL OF THE MARCH 15, 2018 BOARD MEETING MINUTES

Governor Sandoval inquired whether there were any changes to be made to the March 15, 2018 Board Meeting Minutes. There were none.

A MOTION WAS MADE BY MR. DAN KLAICH TO APPROVE THE MARCH 15, 2018 MEETING MINUTES; THIS MOTION WAS SECONDED BY MR. ADAM KRAMER. THE MOTION PASSED UNANIMOUSLY.

5. ABATEMENT APPLICATIONS FOR BOARD APPROVAL:

AMERICAN OVERSIGHT

A. ADVANCED TECHNOLOGIES MANAGEMENT, INC. dba PICTOGRAPHICS

- **SALES TAX ABATEMENT**
- **MODIFIED BUSINESS TAX ABATEMENT**
- **PERSONAL PROPERTY TAX ABATEMENT**

Mr. Perry Ursem, with the Las Vegas Global Economic Alliance, presented Advanced Technologies Management, INC. dba Pictographics, and provided a brief overview of the company and abatements sought. Pictographics is a 24-year-old printing company providing unique digital printing services for a number of industries. This company has been working on its current initiative to begin producing three-dimensional printing. Mr. Ursem was joined by Mr. Craig Miller, President and Chief Executive Officer.

Mr. Miller thanked GOED for the tremendous amount of support received and congratulated Governor Sandoval on his many accomplishments. Mr. Miller advised the company is basically a mom-and-pop type of company that started in their home, and that his wife is the CFO. The company has always been at the forefront of technology, and was one of the first four companies in the US in 1996 to develop the technology for digitally dying textiles. That led the company to become the number one producer of digitally printed gaming table felts in the US and the largest producer of high-end race team uniforms in the US. There's been a number of things over the years in the 2D printing area that the company pioneered, including the hand-painted frescos located in Caesars Palace, and dye sublimated fabric.

The company decided to expand into manufacturing within 3D printing and now has the largest and fastest 3D printer in the world. The company has the only photorealistic 3D printer in the world that prints with ten million colors, an 18 micron slicing, 270 DPI and the Z axis. Future plans include assembling a new piece of equipment, a continuous strand carbon fiber printer, that will print a chain link that will lift 22,000 pounds, yet is 40% the weight of aluminum and twice as strong. This will allow printing in titanium, aluminum, stainless steel, and steel, including steels like Inconel to be used in the space industry by July. The company also has a stereolithographic printer that's used in dentistry and jewelry, and prints 55.1 inches wide. Mr. Miller advised that the company is forming an alliance with Hewlett-Packard to become a manufacturing center for 3D printing and teaming with Hewlett-Packard in Las Vegas.

Governor Sandoval thanked Mr. Miller for his presentation and noted the application was impressive and meets all of the eligibility requirements.

Secretary of State Cegavske echoed Governor Sandoval's comments and thanked Mr. Miller for his presentation. Mr. Miller thanked Secretary of State Cegavske and extended an invitation for any of Governor Sandoval's associates or staff for a tour of the company.

Lieutenant Governor Hutchison thanked Mr. Miller for his presentation and inquired whether the company's expansion would create 27 jobs. Mr. Miller confirmed this is accurate.

AMERICAN OVERSIGHT

Lieutenant Governor Hutchison asked whether the company has IP protected technology. Mr. Miller confirmed the company has a number of patents. Memake, a company based in Tokyo, chose Advanced Technologies Management, INC. dba Pictographics to be their beta site for machines six months before the machines were available for purchase. Mr. Miller explained that the company utilized this time to sell product and be the frontrunner for photorealistic, ten-million-color 3D printing. Advanced Technologies Management, INC. dba Pictographics has created relationships with high school and university systems to take advantage of the equipment and develop the talent that will be required to move into additive manufacturing in the future.

A MOTION WAS MADE BY MR. DAN KLAICH TO APPROVE THE APPLICATION FOR A SALES TAX ABATEMENT, MODIFIED BUSINESS TAX ABATEMENT, AND PERSONAL PROPERTY TAX ABATEMENT AS DESCRIBED IN AGENDA ITEM 5A. THIS MOTION WAS SECONDED BY SECRETARY OF STATE CEGAVSKE. THE MOTION PASSED UNANIMOUSLY.

B. AXION CORPORATION

- **SALES TAX ABATEMENT**
- **MODIFIED BUSINESS TAX ABATEMENT**
- **PERSONAL PROPERTY TAX ABATEMENT**

Axion Corporation was presented, and a brief overview of the company and the abatements being sought was provided. Axion is a company that's a provider of satellite-based entertainment services and a lot more.

Mr. Thomas Wendt, CEO of Axion Corporation introduced himself and explained that Axion provides advanced satellite technologies and services that enable consumer and residential access to a new generation of high throughput satellites. Axion's new technology combined with this new type of satellite recently put into orbit allows Axion to deliver products and services that will deliver speeds up to 100 megabits per second for residential and commercial broadband services in a bidirectional service. Unlike satellites in the past which were one way, this is a bidirectional service.

Axion will deliver products initially into the United States, but the satellite coverage in this first satellite also covers all of North America, Mexico, Latin America, the Caribbean, and the Atlantic shipping and air routes. Axion has partnered with Google and NVidia to deliver satellite products for consumers and businesses that are more advanced than what the terrestrial broadband providers can provide. This includes entertainment services, console games like you would play on an Xbox or PlayStation, home automation, advanced services for the Internet of Everything. The initial target market is the 14 million households in the United States which today have no residential broadband services or completely underserved. As more satellites are launched, this opportunity will eventually reach 59% of the homes and buildings that globally have no connection to the internet or no broadband services of any type.

As each satellite is launched, the area to which services will be delivered will expand, and by 2020, high throughput satellites will begin to provide global coverage. The economic incentives

AMERICAN OVERSIGHT

provided by Nevada are an important reason that Axion chose to locate in the state, as well as the dynamic business climate that has evolved over the past two years while working on this project in the state of Nevada.

Governor Sandoval thanked Mr. Wendt for his presentation and inquired how a consumer will access the service described. Mr. Wendt answered that it is fairly simple. Whether it's on a website or resellers and installers throughout the United States, in an area that does not have normally broadband services, the company brings out a satellite and a modem, which is then connected at the type of service level the consumer wants to have.

Governor Sandoval inquired whether the service will be accessible or available in rural Nevada. Mr. Wendt confirmed this is accurate. The first three spot beams that will be launched will be in northern Nevada, providing broadband capabilities to any citizen in the State of Nevada.

Governor Sandoval inquired about the standard skillset being sought. Mr. Wendt answered that roughly half of the employees will have engineering skillsets, but the company will also have people responsible for business development. The corporate headquarters and manufacturing will be located in Nevada. The average wage for manufacturing the devices, Android Terminal for Entertainment Communications (AETC), is $35 an hour with experienced operators of SMT lines, which are robotic consumer electronic assembly lines, is $45.

Governor Sandoval noted he is Chairman of the Board of Prison Commissions and there have been conversations regarding trying to build a telemedicine infrastructure. Is this a type of service that would relate? Mr. Wendt confirmed and noted the company can provide up to 1.4 Tera pixels of video throughput in any given satellite beam.

Governor Sandoval noted that there are many residents in the State of Nevada that live in rural areas who don't have the same quality of life because of the limited bandwidth and access to the internet. Governor Sandoval inquired whether the engineers that need to be hired immediately will be sought from the universities. Mr. Wendt acknowledged that the company expects to have a good university hiring program working with UNR and UNLV, and will also have to recruit from other parts of the country with some people that we're already in the process of recruiting from, Texas and other states.

Governor Sandoval inquired when the ground breaking, or leasing a building, or beginning operations is anticipated to take place. Mr. Wend answered sometime during the summer. The satellite reached its geostationary orbit on December 4th, and it's finished all of its tests and evaluations. There will be some test services on it, and then the start of building brick-and-mortar facilities. There are also three more satellites, the next three generations of satellites currently under construction in Phoenix. Those will start launching in 2019, and as each satellite is launched, the business will expand.

Mr. Dan Klaich commented that the company has far exceeded the requirements for abatements.

Mr. Adam Kramer noted that the impact the company will have on rural communities, schools, and educational resources will be game-changing.

AMERICAN OVERSIGHT

Secretary of State Cegavske echoed Governor Sandoval's comments and inquired whether the company has reached out to community colleges. Mr. Wendt answered that EDAWN has connected the company with local community colleges, and it is a possibility that there might be a 12-week training process that would be held jointly with the community college.

Lieutenant Governor Hutchison thanked Mr. Wendt for his presentation and provided an overview of the benefits of the application.

Governor Sandoval noted his excitement of the application and thanked Mr. Wendt.

A MOTION WAS MADE BY LIEUTENANT GOVERNOR HUTCHISON TO APPROVE THE APPLICATION FOR A SALES TAX ABATEMENT, A MODIFIED BUSINESS TAX ABATEMENT AND A PERSONAL PROPERTY TAX ABATEMENT AS DESCRIBED IN AGENDA ITEM 5B. THIS MOTION WAS SECONDED BY DR. HAVINS. THE MOTION PASSED UNANIMOUSLY.

C. CAREMARK, LLC
- **SALES TAX ABATEMENT**
- **MODIFIED BUSINESS TAX ABATEMENT**
- **PERSONAL PROPERTY TAX ABATEMENT**

Items C and D were presented together.

Mr. Michael Walsh, with the Las Vegas Global Economic Alliance, presented Caremark, LLC, and provided a brief overview of the company and abatements sought. Caremark, LLC operates as a subsidiary of the American retail and health care company CVS Health and is headquartered in Woonsocket, Rhode Island. Mr. Walsh was joined by Mr. Dan Klein, Director of Engineering.

CVS Health is number seven on the Fortune 500. They are presently the largest pharmacy chain in the United States in terms of number of locations and total prescription revenues. It has approximately 9,800 retail locations, 1,100 walk-in health care clinics, and a pharmacy benefits manager with more than 94 million plan members. CVS sells prescription drugs, a wide assortment of general merchandise and also provides health care services through its more than 1,100 minute clinics, medical clinics, and diabetes care centers.

Caremark offers prescription benefits management services in the United States. The company offers prescription benefit services, including local retail pharmacy and home delivery options, specialty pharmacy services such as pharmaceuticals and other therapeutic services for participants with chronic or genetic disorders and care patterns disease management programs which provide participant care for complex conditions. It maintains mental service pharmacies and operates pharmacy networks in the United States.

Mr. Dan Klein explained that CVS Health, Caremark has recently been focused on the creation of a prescription management service center that will provide innovative tools and strategies to

AMERICAN OVERSIGHT

help improve clinical outcomes for client plan members while assisting them in managing pharmacy overall health care costs. CVS is seeking the most operationally efficient and cost effective location to accommodate its business needs as the company plans for large capital and hiring commitments.

When choosing a location, there were three main contributors to the interest in growing in Nevada as opposed to competing states. The labor pool, the operational cost differences, and the overall pro-business climate and the value of tax incentives offered by the State of Nevada. CVS Corporation, along with its subsidiaries, is a great innovation company in helping people obtain a path to better health. CVS provides drug store physical locations, mail order pharmacies, and a robust pharmaceutical distribution system. In addition, CVS has developed SilverScript, which is an ongoing Medicare alternative. CVS has an unmatched suite of capabilities and expertise to continue to drive innovation in this business and shape the future of health care.

Governor Sandoval thanked Mr. Klein for his presentation and inquired, assuming favorable consideration, when a decision would be made. Mr. Klein replied within a week.

Governor Sandoval inquired as to the role of prescription management service. Mr. Klein replied that the service center with be staffed with people that are able to handle high-touch patient counseling and coaching.

Governor Sandoval inquired whether this would be completed telephonically. Mr. Klein confirmed this is accurate. If it was one of the high-touch specialty therapies, and that staff would be in contact with consumers to make sure they're following the recommended regimen almost weekly.

Governor Sandoval inquired about the skillset of the individuals being recruited. Mr. Klein replied high-end pharmacy technicians, pharmacists, and nurses involved in the therapeutic center.

Mr. Raymond Specht commented that CVS would be a great addition to the State of Nevada.

Dr. Dana Bennett noted that it is commendable that the company is invested in their employees, neighbors and families.

Governor Sandoval inquired whether the incentive packages were important in terms of CVS's decision to locate in Nevada. Mr. Klein confirmed this is accurate.

A MOTION WAS MADE BY MR. RAYMOND SPECHT TO APPROVE THE APPLICATION FOR A SALES TAX ABATEMENT, A MODIFIED BUSINESS TAX ABATEMENT AND A PERSONAL PROPERTY TAX ABATEMENT AS DESCRIBED IN AGENDA ITEM 5C. THIS MOTION WAS SECONDED BY MR. ADAM KRAMER. THE MOTION PASSED UNANIMOUSLY.

D. CAREMARK, LLC

AMERICAN OVERSIGHT

- **CATALYST FUND**

Agenda Item C and D were taken together.

Lieutenant Governor Hutchison asked that the company please keep the Board informed when a decision is made.

A MOTION WAS MADE BY MR. RAYMOND SPECHT TO APPROVE THE APPLICATION FOR A CATALYST FUND AS DESCRIBED IN AGENDA ITEM 5D. THIS MOTION WAS SECONDED BY MR. ADAM KRAMER. THE MOTION PASSED UNANIMOUSLY.

E. FORTRESS INNOVATIONS, INC.

- **SALES TAX ABATEMENT**
- **MODIFIED BUSINESS TAX ABATEMENT**
- **PERSONAL PROPERTY TAX ABATEMENT**

Mr. Perry Ursem, Vice President of Business Retention Expansion with the LVGEA, presented Fortress Innovations, Inc. and provided a brief overview of the company and the abatements being sought. Mr. Ursem noted a typo in the owner's letter. Mr. Pardee's letter cites 40 full-time jobs at $24.39, and after careful evaluations, the decision was made to scale that number back. The letter of support, as well as the application itself, as well as the calculations done by the Governor's Office reflect 30 jobs at $25.18. Fortress Innovations is a manufacturer providing patented technologies for producing predesigned in-factory homes with an emphasis of hiring veterans as its primary workforce. Mr. Ursem was joined by Mr. Dean Pardee, Chief Executive Officer.

Mr. Pardee explained that Fortress Innovations manufactures a major disruptive technology in the building industry that is better in every building matrix. This technology allows companies to build 26 times stronger, 40% faster, 20% to 40% less expensive, and with the highest energy efficiency ratings in the market compared to traditional stick construction. Also, it is 100% recyclable, non-biodegradable, and non-toxic, and equally important, provides seamless installation that does not exist in the building industry as a standard. Fortress Innovations provides the highest quality structures for all economic segments usually only reserved for the wealthy. The company's products and services consist of a patented one-wall system, thermal coatings, custom homes, real estate developments and projects, predesigned homes, and even mini-homes.

Fortress Innovations will impact 13 market segments, most notably, workforce housing, luxury homes, middle income homes, senior communities, and multi-family homes, structures. Due to the energy efficiency envelope Fortress creates, these structures can be energy independent, revenue-producing structures using solar wind and geothermal if the utility companies and state laws allow it. Currently, the world cuts down 216,000 miles of forests annually, mostly for construction. That is the size of Ireland.

AMERICAN OVERSIGHT

Fortress reduces the need for wood by up to 98% with a far better product. This is a major step to help clean up an industry that is a major cause of direct and indirect pollution. Used wood is toxic, having been treated with fire retardants and bug-resistant chemicals. This wood fills landfills and stays there for decades as the toxic chemicals finally break down, but then are absorbed into the soil. Wood is now a commodity where developers have to incur risk by purchasing wood features to meet their needs years in advance. That puts risk and a delicate economy in peril.

Fortress is committed to serving veterans. The company empowers veterans and provides them with long-term jobs, well-paying jobs in manufacturing, steel framing, sales, admin, marketing, construction, and the building trades. Fortress is currently working with about a dozen workforce organizations to develop a statewide curriculum for the construction and manufacturing industries. Future plans include offering a home ownership program for employees who reach certain milestones and tenure as a merit-based loyalty incentive.

Governor Sandoval thanked Mr. Pardee for his presentation and inquired whether Fortress Innovations has a demo home that is up that already built. Mr. Pardee responded that around 150 homes have been built in Texas, Arizona, Florida, and South America. There are no demo homes built, but the company has the architectural plans and all the engineering behind them.

Governor Sandoval asked whether the company would be doing their own development, or be selling the projects to developers. Mr. Pardee responded, both.

Governor Sandoval asked for clarification on how the process works. Mr. Pardee answered that this is not a modular home. It's called panelization, where sections of custom or pre-designed homes are built in the company's factory. The sections are then taken to a site and put on foundation and constructed in a customized manner. This process reduces cost, saves time, and eliminates a lot of human error.

Governor Sandoval inquired, assuming favorable consideration, when the company would start construction of their building. Mr. Pardee answered, as soon as a set location has been decided on.

Mr. James Barrett asked if the company is relocating from California. Mr. Pardee confirmed this is accurate.

Mr. Barrett inquired of the range of the type of house and square footage. Mr. Pardee explained that most homes are built with the same materials, but it's the fixtures and the accessories that make it substantially more per square foot. From a framing standpoint, it is around $18 to $25 a square foot, which includes all the framing, the insulation, what they call the skin on the walls, the electrical and the plumbing. The composite material used is the only known material to increase its R-value, or its thermal performance, as it ages. It does not break down. It is 100% recyclable, so it is non-biodegradable. From a cost standpoint, this process is around 20% to 40% less.

AMERICAN OVERSIGHT

Mr. Barrett inquired whether there is any specialized skill beyond a trade carpenter that's needed? Mr. Pardee answered, from a framing standpoint, no. A team can be trained within 48 hours. The LA Building and Safety has claimed this is the best technology they have seen come through their office in 30 years.

Mr. Barret asked about the availability for the multi-story heights. Mr. Pardee answered commercial projects can be up to 15 stories if it's in a non-seismic, high-wind area.

Mr. Raymond Specht noted this is a great innovative product for the building industry and environment, and asked what the probability that the company will reach a projection of 180 new jobs created in five-years. Mr. Pardee answered that it is very reasonable between the jobs created between the factory, real estate developers, material suppliers, other developers and individual homeowners.

Lieutenant Governor Hutchison thanked Mr. Pardee and asked whether the company's focus is still on the city of Mesquite. Mr. Pardee answered the company still anticipates continuing to work with the City of Mesquite.

Lieutenant Governor Hutchison inquired whether the workforce would come from Mesquite. Mr. Pardee noted that a lot of people will have to be brought into Mesquite. The company will put together a training program and will utilize workforce organizations such as Nellis Air Force Base and Alpha Roster.

A MOTION WAS MADE BY MR. JAMES BARRETT TO APPROVE THE APPLICATION FOR A SALES TAX ABATEMENT, A MODIFIED BUSINESS TAX ABATEMENT AND A PERSONAL PROPERTY TAX ABATEMENT AS DESCRIBED IN AGENDA ITEM 5E. THIS MOTION WAS SECONDED BY MR. DAN KLAICH. THE MOTION PASSED UNANIMOUSLY.

F. FULCRUM SIERRA BIOFUELS, LLC

- **SALES TAX ABATEMENT**
- **MODIFIED BUSINESS TAX ABATEMENT**
- **PERSONAL PROPERTY TAX ABATEMENT**
- **REAL PROPERTY TAX ABATEMENT**

Ms. Nancy McCormick, Senior Vice President of Retention and Expansion for EDAWN, presented Fulcrum Sierra Biofuels and provided a brief overview of the company and abatements being sought. Fulcrum Sierra Biofuels is preparing to expand its existing feedstock processing facility in Storey County. Headquartered in Pleasanton, California, their northern Nevada location processes municipal solid waste, known as MSW, which will be transported to its biorefinery for conversion into renewable transportation fuels. Ms. McCormick was joined by Ms. Jeanne Benedetti, Senior Director Project Development.

Ms. Benedetti explained that the company's plant is located near the Lockwood Landfill, where the MSW is being diverted directly from the landfill to be processed in the facility. The company

AMERICAN OVERSIGHT

takes waste stream and creates a feedstock that will be turned into fuel. It is the goal of the company to optimize the amount of biogenic component and reduce the amount of large pieces of metal that go into shredders. Future plans include to buy a trommel, a piece of equipment that reduces the burden on a shredder by dropping off anything eight inches or smaller.

Governor Sandoval thanked Ms. Benedetti for her presentation and inquired whether the waste streams come straight to the company directly, or through waste management. Ms. Benedetti responded that the trash is going through the waste management transfer station along the river. The route trucks that are picking up garbage curbside by generators is going into the transfer station, get loaded on long-haul transfer trailers. As they go through the Lockwood gate at the bottom of the hill by the Truckee, if the green light is on indicating the company needs trash, the driver will turn into the facility rather than continuing a quarter mile to the scale house.

Governor Sandoval inquired what percentage of trash the company is taking. Ms. Benedetti responded about 55%.

Governor Sandoval asked whether the company will need to take even more. Ms. Benedetti responded that it depends on ferrous and non-ferrous trash. Aluminum cans are non-ferrous. Although it is attempted to recycle non-ferrous trash, a lot still ends up in the landfill. The company is able to pick this out and sell it to scrap metal sellers. High-value plastics like a water bottle can also be pulled. Food waste is not of interest to the company.

Governor Sandoval inquired whether there is a reason to recycle between aluminum and plastic if it will all be converted into jet fuel. Ms. Benedetti noted the company is an alternate form of recycling and could reduce the amount of garbage trucks.

Governor Sandoval inquired whether the company pays Waste Management for the trash. Ms. Benedetti advised the company does not pay for the trash.

Governor Sandoval commented this process could make landfills almost obsolete. Ms. Benedetti noted there is still trash the company can't take such as tires and mattresses, but the amount that goes in the landfill can be very highly reduced.

Mr. Klaich asked for clarification regarding the economics of this process. Ms. Benedetti replied that it costs around a dollar a gallon to produce. If that was compared to a fossil, this will always be produced cheaper than a fossil because the feedstock is free.

Governor Sandoval inquired why this process isn't being done for vehicles. Ms. Benedetti replied that this can be done to produce diesel.

Mr. Adam Kramer commented how impressive it is to all the innovation happening in Nevada.

A MOTION WAS MADE BY MR. ADAM KRAMER TO APPROVE THE APPLICATION FOR A SALES TAX ABATEMENT, A MODIFIED BUSINESS TAX ABATEMENT AND A PERSONAL PROPERTY TAX ABATEMENT AS DESCRIBED

AMERICAN OVERSIGHT

IN AGENDA ITEM 5F. THIS MOTION WAS SECONDED BY MR. DAN KLAICH. THE MOTION PASSED UNANIMOUSLY.

G. KRS GLOBAL BIOTECHNOLOGY, INC

- **SALES TAX ABATEMENT**
- **MODIFIED BUSINESS TAX ABATEMENT**
- **PERSONAL PROPERTY TAX ABATEMENT**

Items 5G and 5H were presented together.

Mr. Michael Walsh, with the Las Vegas Global Economic Alliance, presented KRS Global Biotechnology, Incorporated, and provided a brief overview of the company and abatements being sought. KRS is an FDA registered medical device manufacturer. The company makes custom pharmaceuticals, and sterile products such as syringes and IV bags, purified water for drug manufacturing, and a kit used by hospitals and other compounding pharmacies to test their technicians. KRS Global Biotechnology provides its services to patients, surgery centers, ophthalmology clinics, hospitals, university, and veterinarians nationwide and is committed to being the top provider of these compounding services. Mr. Walsh was joined by Mr. Riccardo Roscetti, President and CEO.

Mr. Roscetti explained that KRS is 20 years old and currently has 114 employees out of Boca Raton, Florida. KRS specializes in all injectable drugs. It's a highly skilled labor force. Everything has to be sterile. The company is regulated by the FDA and the DEA on some of the controlled drugs that are produced for hospitals, doctor's offices, and veterinary clinics.

Governor Sandoval thanked Mr. Roscetti and inquired of the skillset the company is seeking in future employees. Mr. Roscetti responded, technicians.

Governor Sandoval asked, assuming favorable consideration, would it be likely for KRS to choose Nevada. Mr. Roscetti confirmed this is accurate.

Lieutenant Governor Hutchison congratulated Mr. Roscetti on a wonderful application and asked if Las Vegas did not have a medical school, would the company still consider this location? Was this an important factor in the decision? Mr. Roscetti confirmed this was an important factor in the decision.

Lieutenant Governor Hutchison inquired whether the company has been in touch with UNLV Medical School to collaborate. Mr. Roscetti replied they had not yet, but are looking forward to doing so.

Governor Sandoval noted his excitement for KRS' application.

AMERICAN OVERSIGHT

A MOTION WAS MADE BY MR. JAMES BARRETT TO APPROVE THE APPLICATION FOR A SALES TAX ABATEMENT, A MODIFIED BUSINESS TAX ABATEMENT AND A PERSONAL PROPERTY TAX ABATEMENT AS DESCRIBED IN AGENDA ITEM 5G. THIS MOTION WAS SECONDED BY MR. DAN KLAICH. THE MOTION PASSED UNANIMOUSLY.

H. KRS GLOBAL BIOTECHNOLOGY, INC.

- **CATALYST FUND**

Items 5H and 5H were presented together.

A MOTION WAS MADE BY MR. JAMES BARRETT TO APPROVE THE APPLICATION FOR A CATALYST FUND AS DESCRIBED IN AGENDA ITEM 5H. THIS MOTION WAS SECONDED BY LIEUTENANT GOVERNOR HUTCHISON. THE MOTION PASSED UNANIMOUSLY.

I. POLARIS INDUSTIRES, INC

- **SALES TAX ABATEMENT**
- **MODIFIED BUSINESS TAX ABATEMENT**
- **PERSONAL PROPERTY TAX ABATEMENT**

Mr. Andrew Haskin, Director of Business Development for Northern Nevada Development Authority, presented Polaris Industries, Inc., and provided a brief overview of the company and abatements being sought. Polaris Industries is an industry leader in powersports worldwide. Mr. Haskin was joined by Mr. Paul Eickhoff, Director of Distribution and Supply and Management for Polaris.

Mr. Eickhoff explained that Polaris is an industry leader in powersports that started in 1954. The company initially started as a snowmobile company in Minnesota and has grown to become a highly diversified international company. Polaris designs and engineers ATVs, UTVs, motorcycles, and electric vehicles. There is also a large aftersales business in parts, accessories and apparel.

Governor Sandoval inquired whether this would be Mr. Eickhoff's decision. Mr. Eickhoff confirmed it is his decision.

Governor Sandoval asked whether the facility would be built from the ground up, or would be located in an existing facility. Mr. Eickhoff confirmed this would be a ground-up build.

Governor Sandoval inquired whether the company could have that completed in nine months. Mr. Eickhoff confirmed, so long as the land is purchased and the ground is started around August.

AMERICAN OVERSIGHT

Governor Sandoval asked where Mr. Eickhoff is based. Mr. Eickhoff responded that the corporate office is in Minneapolis.

Governor Sandoval inquired whether Mr. Eickhoff would move to where the location is being built. Mr. Eickhoff stated not relocate until his daughter is out of high school.

Governor Sandoval asked when a decision will be made. Mr. Eickoff responded within the next week or two.

Mr. Dan Klaich commented this application will be beneficial to rural Nevada.

Mr. Kramer commented that the Mayor of Fernley would be an excellent person to have in their corner, should the company decide to locate in Nevada.

Secretary of State Cegavske noted that she is a Minnesotan herself, and Nevada would be a great fit for this company.

Lieutenant Governor Hutchison asked whether the two other states that are possible locations are Utah and Arizona. Mr. Eickhoff confirmed this was accurate.

Governor Sandoval noted the company is well-respected and hopes Nevada will be chosen as its future location.

A MOTION WAS MADE BY MR. DAN KLAICH TO APPROVE THE APPLICATION FOR AN AVIATION SALES AND USE TAX ABATEMENT AND AN AVIATION PERSONAL PROPERTY TAX ABATEMENT AS DESCRIBED IN AGENDA ITEM 5I. THIS MOTION WAS SECONDED BY SECRETARY OF STATE CEGAVSKE. THE MOTION PASSED UNANIMOUSLY.

J. RICHIE BROS. AUCTIONEERS (AMERICA), INC
- **SALES TAX ABATEMENT**
- **MODIFIED BUSINESS TAX ABATEMENT**
- **PERSONAL PROPERTY TAX ABATEMENT**

Mr. Perry Ursem presented Richie Bros. Auctioneers (America) Inc., and provided a brief overview of the company and abatements being sought. With operations in North Las Vegas, Ritchie Bros. provides auctioneering and logistic services for transportation and heavy equipment that serve several key industries across the globe. Mr. Ursem was joined by Mr. Randy Berry, Senior Vice President of Digital Operations, and Mr. Connor Humphrey, Vice President of Gov Planet, which is a subsidiary of Ritchie Bros.

Mr. Berry explained that Ritchie Bros. has been around for 60 years, and is the largest industrial auctioneer in the world. Ritchie Bros. is a publicly traded company on the New York Stock

AMERICAN OVERSIGHT

Exchange, and has 40 auction locations around the world. The company has been located in Nevada since 1997, and has enjoyed tremendous success in Las Vegas. It has been a great strategic location for the company to serve customers in the mountain west, the west, and the southwest, and it's also been a very favorable business climate.

About a year ago, Ritchie Bros. acquired a company called Iron Planet. Iron Planet is the largest online marketplace for heavy equipment, transportation, similar to Ritchie Bros. It operates online, and one of the sectors served by Iron Planet is the government sector. One of the anchor clients with Gov Planet is the defense logistics agency, which is the logistics arm of the Department of Defense. Four years ago, Iron Planet was awarded the contract to serve as the exclusive disposition agent for the DLA, for surplus rolling stock asset, such as non-militarized rolling stock assets like trucks and trailers. After much success, Iron Planet was recently awarded a contract for non-rolling stock surplus equipment. That contract requires the company to operate distribution facilities in the east coast and in the west coast.

Governor Sandoval thanked Mr. Berry and asked, assuming favorable consideration, would Nevada be the company's future location site. Mr. Berry confirmed this is accurate.

Governor Sandoval asked whether the company would be expanding the identical workforce it currently has. Mr. Berry replied it would be a very similar workplace.

Governor Sandoval inquired to where the new location would be located. Mr. Berry answered in northern Las Vegas. Mr. Humphrey added it would be located a few miles from the current auction site, but close enough that the company can still leverage the auction site for certain asset types that don't require as much indoor storage and handling.

Lieutenant Governor Hutchison thanked Mr. Berry and Mr. Humphrey and inquired whether the company's inventory supply is a direct correlation to the how well the state's economy is doing. Mr. Berry answered, not 100%. The company does well regardless of the economy. When the economy is really strong, most of the equipment is utilized. It is not 100% proportional, but there's definitely an element of it. The company benefits from higher prices in tight supply.

Lieutenant Governor Hutchison inquired about the online aspect of the business. Mr. Berry noted the company has multiple websites. Iron Planet is the core heavy equipment, construction, trucks, and so forth, and Gov Planet is focused on government assets.

Lieutenant Governor Hutchison inquired whether surplus assets can be obtained any other way than online. Mr. Berry noted that there are occasionally assets sold at live sites, but 95% is online.

Mr. Kramer noted for the record that he would be abstaining from the vote due to potential conflicts.

A MOTION WAS MADE BY DR. HAVINS TO APPROVE THE APPLICATION FOR A SALES TAX ABATEMENT, A MODIFIED BUSINESS TAX ABATEMENT AND A PERSONAL PROPERTY TAX ABATEMENT AS DESCRIBED IN AGENDA ITEM 5J.

AMERICAN OVERSIGHT

THIS MOTION WAS SECONDED BY MR. RAYMOND SPECHT. THE MOTION PASSED UNANIMOUSLY.

K. SEPHORA USA, INC

- **SALES TAX ABATEMENT**
- **MODIFIED BUSINESS TAX ABATEMENT**
- **PERSONAL PROPERTY TAX ABATEMENT**

Mr. Michael Walsh, with the Las Vegas Global Economic Alliance, presented Sephora and gave a brief overview of the company and abatements being sought. Sephora is a privately held global luxury consumer products company that is looking to establish a 715,000-square-foot facility, distribution facility in North Las Vegas. Mr. Walsh was joined by Jeff Ritacco, VP of Logistics, and John Lenio, Executive Vice President with CBRE.

Mr. Ritacco thanked the GOED Board and explained that Sephora USA is a privately held global consumer product company that primarily focuses on cosmetics and perfumes. The company has 39,000 worldwide employees and 2,300 locations in 33 countries. There are currently seven stores in Nevada. Sephora is continuing to see rapid growth, especially in the western US. The company is seeking to establish a new regional distribution center to deliver products to 12 western states, to stores, as well as to e-com customers.

At full operations, this new distribution center will process about $100 million in goods a year. About 97% of those shipments will go to customers located outside of Nevada. Transportation and logistics are a key driver to making the location decision. Should Nevada be chosen, the company plans to hire 400 total for new jobs, 60 that meet the state salary target. It is the intention to fill nearly all positions from Nevada residents. Sephora is also focused on hiring qualified employees who are disabled or are veterans. The company's facility in Mississippi presently has 15% of the workforce there are disabled with a goal of hitting 30%.

Mr. Lenio noted the advantages that Nevada offers from a tax and business climate point of view. This would be Sephora's first distribution center in Nevada, and there are no transfer of jobs from one distribution center to another. The majority of these positions are typical material handling jobs, starting around $12 to $13 per hour and going up based on experience.

Governor Sandoval inquired, assuming favorable consideration, when a decision would be made. Mr. Ritacco responded within the next day or two.

Governor Sandoval asked whether there be a factory store attached to the distribution center. Mr. Ritacco advised the company is not planning that at this time.

Governor Sandoval asked, assuming favorable consideration, when operations would be up and running. Mr. Ritacco advised the e-com side of the building would be operational by July of 2019.

AMERICAN OVERSIGHT

Mr. Specht asked for more information regarding the disability program. Mr. Ritacco responded that the company works with the county or the state to train individuals to participate in the workforce. The individuals are expected to participate at the same levels of someone that does not have a disability. It's a great program because it really gives context to the individual's disability. Having a job is really important, and they bring a fantastic culture to the building. The people that are working for the company now with disabilities have the least amount of absenteeism, they have literally no safety issues, and their work attitude is fantastic. They hit or exceed productivity expectations and quality expectations.

Governor Sandoval advised Mr. Ritacco about Opportunity Village, and stated that there could be an opportunity for partnership should Sephora choose Nevada.

Lieutenant Governor Hutchison inquired whether the company has experienced an increase in e-commerce and a decrease in brick-and-mortar, and what kind of impact that has on the distribution center needs now and in the future. Mr. Ritacco answered that the company's e-commerce has been growing significantly. There has been some flattening on the retail aspect, but the retail aspect is unique because of the in-store experience the consumer has. From a distribution perspective, this facility will handle both retail distribution as well as e-commerce distribution basically 50-50.

A MOTION WAS MADE BY SECRETARY OF STATE CEGAVSKE TO APPROVE THE APPLICATION FOR A SALES TAX ABATEMENT, A MODIFIED BUSINESS TAX ABATEMENT AND A PERSONAL PROPERTY TAX ABATEMENT AS DESCRIBED IN AGENDA ITEM 5K. THIS MOTION WAS SECONDED BY LIEUTENANT GOVERNOR HUTCHISON. THE MOTION PASSED UNANIMOUSLY.

6. ABATEMENT APPLICATIONS FOR DIRECTOR APPROVAL:

A. 3PEA INTERNATIONAL, INC

- **SALES TAX ABATEMENT**
- **MODIFIED BUSINESS TAX ABATEMENT**
- **PERSONAL PROPERTY TAX ABATEMENT**

Mr. Perry Ursem, with the Las Vegas Global Economic Alliance, presented 3PEA International, Inc., and provided a brief overview of the company and abatements being sought. Mr. Ursem was joined by Mr. Christian Mueller, Controller, and Mr. Mark Newcomer, CEO.

Mr. Newcomer thanked the Board and explained that 3PEA International relocated back to Nevada in 2004 with a total of three employees. Since that time, Nevada has afforded the company a great climate to grow in. 3PEA has a 24/7, 365 call center that supports the company's programs. The company brings in customer service relationship management employees, technology employees, and front-end and back-end developers.

AMERICAN OVERSIGHT

Governor Sandoval thanked Mr. Newcomer and noted this is a great application. The average wage, $40 an hour, is significant and really allows Nevada residents to have a great quality of life.

Lieutenant Governor Hutchison noted that the highest wage earners are in sales and inquired what these individuals perform that is so valuable to the company. Mr. Newcomer explained that it's a fairly specialized market, generally biopharmaceutical, and biopharmaceutical sales people demand top premium dollar.

Lieutenant Governor Hutchison asked whether this is a supply and demand situation. Mr. Newcomer confirmed this is accurate.

Director Anderson thanked Mr. Newcomer for the application and expressed excitement with this opportunity. Director Anderson noted that there will be one contingency upon approval. The Department of Tax is still trying to determine whether or not that [inaudible] identifies the company as a financial institution or not. Pending the outcome of that, it might shift the qualifications, but the abatements sought can be approved at this time.

Mr. Newcomer advised Director Anderson that a letter was received from the Department of Tax and that the company will be responding to their position.

DIRECTOR ANDERSON APPROVED THE APPLICATION FOR A SALES TAX ABATEMENT, A MODIFIED BUSINESS TAX ABATEMENT, AND A PERSONAL PROPERTY TAX ABATEMENT AS DESCRIBED IN AGENDA ITEM 6A.

B. ALPHA GUARDIAN

- **SALES TAX ABATEMENT**
- **MODIFIED BUSINESS TAX ABATEMENT**
- **PERSONAL PROPERTY TAX ABATEMENT**

Mr. Michael Walsh, with the Las Vegas Global Economic Alliance, presented Alpha Guardian and provided a brief overview of the company and abatements sought. Alpha Guardian is a leader in the residential safe, security, and storage industry. Established in August 2017, Alpha Guardian has positioned itself to be the category champion and a complete solution in the safe, vault, and secure storage industry. Alpha Guardian champions the ability to offer a robust portfolio of products, including home safes, quick-access gun vaults, security cabinets, and garage storage and organization. Mr. Walsh was joined by Mr. Jesse Bugarin, and Mr. Roger Jenkins, VP of finance.

Mr. Bugarin thanked the Board and explained that the company strives to provide peace of mind to consumers during desperate times by putting a safe in every home. The company invests heavily in its employees and utilizes interns from UNLV. The company is reaching $300 million in revenue and on its way to a billon. When the billon-dollar mark is reached, it is the intention to buy additional companies.

AMERICAN OVERSIGHT

Mr. Roger Jenkins added that the company has had great success working with the Accounting Department at UNLV. Internship has been a very big part of the company. Most interns graduate and are placed with top-level professional accounting firms.

Mr. Bugarin also noted a program called Alpha Guardian University. The company has a reading book club, and Alpha Guardian University began when a previous employee disclosed he was unable to read. Alpha felt a commitment to help employees learn and grow. Alpha Guardian University has executed 1,300 hours of training between middle of 2016 into 2018.

Governor Sandoval thanked Mr. Bugarin for Alpha's relationship with UNLV, and their commitment to literacy. Governor Sandoval inquired whether the company is considering relocating its Chicago Stack-On brand operations to Las Vegas. Mr. Bugarin confirmed this is accurate and noted the company operates roughly 180,000 square feet of warehouse there now, and the company is looking to relocate that portion of the business.

Governor Sandoval asked whether the Illinois employees will be given the opportunity or option to relocate to Nevada as well. Mr. Bugarin confirmed this is accurate.

Lieutenant Governor Hutchison thanked Mr. Bugarin and Mr. Jenkins and asked what type of business activity will be happening at the expanded facility. Mr. Bugarin responded it will be primarily distribution. The corporate offices will also be located in Nevada.

Director Anderson echoed the previous comments regarding the commitment to employees and the community at large. Director Anderson noted several components of the application that stood out including well-paying jobs, and that the company covers 85% of health insurance. Governor Sandoval asked whether there was any issue with open meeting law if there is a disconnect telephonically. A speaker responded the Board still had a quorum. It was unclear who was calling in as the Agenda did not identify a public call-in number, but that shouldn't have caused any issues with NRS 241.

DIRECTOR HILL APPROVED THE APPLICATION FOR A SALES TAX ABATEMENT, A MODIFIED BUSINESS TAX ABATEMENT, AND A PERSONAL PROPERTY TAX ABATEMENT AS DESCRIBED IN AGENDA ITEM 6B.

C. CANNAE HOLDINGS, INC.

- **SALES TAX ABATEMENT**
- **MODIFIED BUSINESS TAX ABATEMENT**
- **PERSONAL PROPERTY TAX ABATEMENT**

Mr. Michael Walsh, with the Las Vegas Global Economic Alliance, presented Cannae Holdings, Inc., and provided a brief overview of the company and abatements being sought. Cannae Holdings, Incorporated is a diversified investment company headquartered in Summerlin, Nevada. The firm primarily invests in restaurants, technology, enabled health care services, financial services, and more. Cannae's strategic acquisitions contain a mix of majority and

AMERICAN OVERSIGHT

minority-owned businesses with significant underlying value. In 2015, Cannae, then known as Fidelity National Financial Ventures, LLC, relocated its headquarters to Las Vegas from Florida. The company has subsequently added or relocated nearly 20 high-level executives and employees to the Las Vegas region, and now major company decisions are made from the Las Vegas location. Mr. Walsh was joined by Chief Financial Officer, Rick Cox, and also Gary Ameko.

Mr. Rick Cox explained that in 2015, the company relocated Fidelity National Financial Ventures from Florida to Las Vegas. The company is at a crossroads of deciding whether to expand or not. The company is researching what types of incentives could possibly be available to help make the decision of whether to go ahead and expand and hire extra people.

Mr. Cox asked whether he should provide more history of the company. Governor Sandoval advised this is the chance to do so and that there are several members who are new that were not present at the last presentation. Mr. Cox asked the Board if the members had any specific questions. There were none.

Governor Sandoval thanked Mr. Cox and noted that this is an exciting time for the Knights. The impact that Cannae has had on the community and on the state has been profound. Governor Sandoval thanked Mr. Cox and everybody in the organization for their contributions and commitment to the community. Mr. Cox thanked Governor Sandoval and expressed that the past two years have been amazing and that the community support has been tremendous.

Mr. Cox explained that the Fold the Flag Foundation is designed to help out the spouse of a fallen warrior. The intent is to get them to the next level in their life. A lot of the times the federal government gives you a small stipend to help out with the cost of the funeral, et cetera, and then leaves the spouse at home with no education and no way to get to the next level. The Fold the Flag Foundation is raising money to give scholarships out to those individuals, and children, grandchildren, or even parents. Every dollar that comes in goes back out. The foundation is 100% seeded. The foundation started in Jacksonville, Florida and is now expanding in Nevada through the Vegas Goal of the Knights and Vegas Goal of the Knights Foundation.

Mr. Barrett asked where the name Cannae came from. Mr. Cox answered that it is the battle of Cannae with the Romans and the Carthaginians.

Lieutenant Governor Hutchison thanked Mr. Cox and noted that the application still holds the record for average wages due to the executive team being brought in. Lieutenant Governor Hutchison noted that since the hockey games have been playing the state song, the residents have gotten to understand and appreciate it. Cannae has been incredible for the community.

Mr. Cox asked for continued support from the Board over the next few months as the youth hockey is expanded though Clark County and Las Vegas.

Secretary of State Cegavske explained to the Board that coming from Minnesota where hockey games are held outside, she didn't realize it could be held indoors until coming to Nevada.

AMERICAN OVERSIGHT

Secretary of State Cegavske thanked Mr. Cox for everything the company has done for the community.

Director Anderson thanked Mr. Cox and inquired how many of the 50 employees would be hired locally. Mr. Cox advised that is hard to say. Most of the talent pool that have been pulled have fortunately come from Las Vegas.

Director Anderson acknowledged these are probably not entry level positions, and inquired whether the company works with any of the universities in recruiting. Mr. Cox advised that depending on the level of the individual, $36.90 is an average. The company does pick up entry level types and is looking to UNLV or the local universities when needed. Also, there is a possibility of collaborating with UNLV to set up internships.

DIRECTOR ANDERSON APPROVED THE APPLICATION FOR A SALES TAX ABATEMENT, A MODIFIED BUSINESS TAX ABATEMENT, AND A PERSONAL PROPERTY TAX ABATEMENT AS DESCRIBED IN AGENDA ITEM 6C.

7. WORKFORCE INNOVATION FOR THE NEW NEVADA FUND PROGRAM – (WINN) – FOR BOARD APPROVAL

A. RENO AREA DATA ANALYTICS-Request for approval to enter into a WINN Grant age not to exceed $300,000.

Ms. Barb Walden, Director of Applied Technologies for Truckee Meadows Community College, introduced herself and presented the Reno area data analytics. As Nevada's economy begins to become more diverse, it brings with it the challenge of upscaling the workforce. The WINN project between TMCC and GOED that helped the staff at Gigafactory and is helping to increase the school's pipeline of manufacturing workers is just one example of how they are meeting those challenges using innovative programs and delivery modules and methods to do so. One of the next identified challenges is building the pipeline of Nevada's technology sector. Coding, cyber security, and data analytics are just a few of the examples of the in-demand skillsets needed in our region. These skills are not unique to technology, but cross every industry sector including marketing, health care, business, even state government.

Like the P3 program TMCC created, they have designed the fundamental data analytics and data visualization courses to be modular and flexible for accessibility. The online self-directed format will be practical and applicable, as we will be developing it together with industry. The model is easily scalable, and when developed, it can be expanded all across the state. It aligns with elite model and the concept of in and out ramps. So, in today's global economy, online economy, pretty everywhere you look, data is being collected, and it's important that we know how to manage and use that data. This project will be applicable to large companies, small companies, entrepreneurs, public sectors, state workers, and I believe this program is going to help Nevada

AMERICAN OVERSIGHT

build the workforce to continue diversifying and growing. TMCC is partnering with NCLab on that. Ms. Walden introduced Voss Kamyshanov.

Mr. Kamyshanov introduced himself as the CEO of NCLab and stated he was born in Germany and raised in Russia. NCLab has developed online courses for STEM disciplines and are currently part of a Nevada Ready 21 Program for middle schools. NCLab is working with Clark County, Washoe County, and rural areas of Nevada. They are pushing for high school education, and now this initiative would allow them to go and actually take a further step to pull the students from school towards real jobs. That's the goal as a company and also the mission. NCLab positions themselves within STEM industries and disciplines, and provide the best online education, which is especially great for rural communities. Mr. Kamyshanov introduced Mr. Russ Riggs, the Chief Operating Officer of Elite 361 company.

Mr. Riggs introduced himself and thanked the Board for the opportunity to speak at this meeting. Mr. Riggs stated he and his wife live Reno, Nevada.. His new Atlanta-based company has moved to Reno and they are looking to hire in the area. His company specializes in data analytics. They bring in all the data, organize it, analyze it, and leverage it. Their employees are data developers. They work with retailers, financial services, and are kind of the marketing arm, the data analytics arm. Finding employees in Atlanta was difficult and that's why they moved to Reno. Mr. Riggs stated the more and more schools bring data analytics in, the more that the kids are trained in the tools.

Governor Sandoval inquired whether the company would advise TMCC of the skillsets needed and the candidates would then come to TMCC. Ms. Walden replied that was partly accurate. There are a number of companies that have offered letters of support and have committed their time to helping develop the modules. The development is expected to take around three months, and it is completely self-paced. There are people in place to monitor individuals' progress.

Governor Sandoval inquired what the candidates will look like. Ms. Walden stated that the funding, the paid participation in the modules is intended for those people who need the skillset to get a job, and there are three companies identified as partners. They are going to be seeing UNR graduates that come out with business degrees or marketing degrees, but don't have these data analytics. That can be added on that piece of training that they need to get the jobs with these companies, and so the intent of the funding is to pay for those positions. Once the development is done, it's going to be very expensive to administer. There are hopes to get employers to pay for their incumbent workers to come, individuals that might want to learn a new skillset. Ms. Walden added that they might come back and ask for more money for more tuition.

Governor Sandoval inquired about the process of signing up for the program. Ms. Walden stated for the purposes of the WINN Fund, there will be an intake process that includes an application for the funding, how do you intend to use it. Are you getting to get a better job? Is this going to help you get a job? This needs to be tracked for reporting purposes. It will be an intake process, and a waiting system will be constructed. For the public, the open enrollment piece of it, if somebody wants to sign up, they will be allowed to do so without using WINN funding. While that is the development, the state is building infrastructure, and again, as part of the application,

AMERICAN OVERSIGHT

NCLab has agreed to share a number of seats with other community colleges or the state to GOED to distribute as needed. The possibility of reaching out to other community colleges was considered, but the application came together so quickly that there was not enough time.

Mr. Klaich commented that Grand Rounds was a company reviewed a couple of meetings ago, and it is nice to see them circle back around.

Director Anderson inquired about the initial program development and whether there will be maintenance costs. Mr. Kamyshanov answered that online education has a solid propriety platform to deliver complex knowledge to people, and this particular course would be developed together with participating companies to really match the job demand. Once the set is developed, it takes very lost cost to support it. It can easily scale to virtually unlimited number of students, and once it's developed, it is there.

Director Anderson asked do we have a timeframe of how long that would be covered? Is it the first installment of students, 70 students, or are we looking at a three-year cycle or what is our maintenance schedule. Ms. Walden answered, when Microsoft does an operational upgrade to Windows, this might require some tweaks. Python does upgrades, and that's going to require some tweaks. Part of the reason they partnered with an organization rather than doing it themselves is as a community college, they can't support the constant upgrade cost. The model is built on a portion of that tuition. That does not all stay with the college. There are expenses out of that, and a piece of that is going to go back to the company. Instead of asking the State to pay that maintenance cost, TMCC will pay it back to them to keep the product alive.

A MOTION WAS MADE BY DR. DANA BENNETT TO APPROVE THE REQUEST OF RENO AREA DATA ANALYTICS TO ENTER INTO A WINN GRANT AGREEMENT NOT TO EXCEED $300,000 AS DESCRIBED IN AGENDA ITEM 7A. THIS MOTION WAS SECONDED BY MR. DAN KLAICHTHE MOTION PASSED UNANIMOUSLY.

B. CLARK COUNTY HEALTH AND TECHNOLOGY- Request for Approval to enter into a WINN Grant agreement not to exceed $700,000

Ms. Stacy Wasrick introduced herself and stated the application comes from CSN. They are requesting approval to enter into an agreement not to exceed $700,000. This partnership brings together several employers, BrightStar Home Health, Hallmark Home Care, Homewatch Caregivers, Home Care Assistance, in addition to a key partner being the Nevada State Board of Nursing. These groups come together to develop a plan of action to address increasing access to nursing pathways in a really key infusion of technology certifications and adding flexibilities to the modes and matriculation within that industry. The approach is going to mitigate the current economic burden that we have with chronic diseases and hospital readmissions by creating a workforce that will become effective bridges between the clinical and community settings. Ms. Wasrick introduced Mr. Luz Castro, Health Care Specialist from the College of Southern Nevada.

AMERICAN OVERSIGHT

Mr. Castro explained the College of Southern Nevada Division of Workforce and Economic Development program strives to deliver a high-standard curriculum that teaches and promotes all the competencies and principles required for a qualified home health aide, NCNAs. CSN's programs are highly recognized by industry leaders who are constantly requesting our students to be hired or to hire them as home health aides. Home health aides are among the fastest growing jobs in the industry.

.

We continue having several barriers, the primary being tuition. Students who are interested in the program aren't able to afford the tuition, so this has come to a problematic. CSN also needs to innovate their programs with technology competencies that will better their skills and deliver a high-quality service to employers and of course to the community. Having the program converted to an online version will allow the program to be more accessible for all adult and working students. There are several employers who are interested in partnering and hiring our students upon completion of this program. Mr. Castro was joined by Cynthia Knight, Director of Client and Caregiver Services, from Homewatch Caregivers.

Ms. Knight introduced herself and stated that she is representing the employers of Las Vegas in this industry. Unfortunately, there's a severe shortage of qualified candidates, and it's limiting the growth of the business. Home health aides help people stay in their homes right up until the very end if that's what they desire. Homewatch Caregivers has a contract with the Veterans Administration to provide care for veterans in their own home. They are looking to College of Southern Nevada to help them get some qualified candidates as quickly as possible.

Governor Sandoval asked whether there was more presentation.

Ms. Katherine Predalufkowitz, Director of Nursing Education for the State Board of Nursing, introduced herself and stated that when one gains a Certified Nursing Assistant certification, that's a great entry point into any health care occupation or profession. A lot of CNA students, especially in the high schools, have goals of becoming nurses or physicians or dentists. It's a great pathway for entry.

Increasing the technological literacy for CNAs and nurses would be great to increase their competency in this area of technology. Technology is growing and expanding, and we have to be in the forefront of that and understand what our needs are going to be not just tomorrow, but ten or 15 years down the road. We need to increase our skillsets of our CNAs and nurses who come out of the programs so that we can meet these demands of technology and also the demands of our population. Technology is a commonplace in health care, but it's not so commonplace in the training that CNAs and nurses receive. Ms. Predalufkowitz hopes thtat with this funding, there can be an increase in the technology, competency, and training within the CNA and nursing and advanced nursing practice programs.

As the Director of Nursing Education for the State Board of Nursing, Ms. Predalufkowitz believes this will be a transformative idea for nursing and CNAs. The impact would be huge statewide. This will truly improve the quality of care and access to care, especially in our rural communities. Patients are moving more from the inpatient acute care setting back into their communities, so we need to be able to make sure that they have access to their health care

AMERICAN OVERSIGHT

providers wherever they are, not just when they're sitting in a hospital. It can increase our communication with the providers and the nurses and the CNAs, increase the ability for data to be shared and decreasing errors in communication and documentation. We are currently working on building these courses, and I have talked to the university and colleges and the private CNA programs and the public CNA programs, and everybody is pretty much onboard and excited for this project to go forward. This is a great step for us as a state to take to really educate high quality nurses and CNAs.

The State Board of Nursing's goal is increase CNA education in more high schools. Right now, only seven or eight high schools in Nevada that actually offer CNA training programs for our younger generation. If we expand the CNA programs in a lot more high schools in Nevada, we can offer access and opportunities to students who might not know that those opportunities exist.

Governor Sandoval thanked Ms. Predalufkowitz for her presentation and stated he is enthusiastic for this application because of the tremendous need in the area,

Dr. Havins inquired what the tuition would be for a CNA program and how much would be covered under this WINN program. Ms. Wasrick responded that the way this budget is structured, it covers 100%. The tuition at CSN is approximately $2,400 for a CNA.

Dr. Havins asked what age do you have to be to get a CNA, and is there an exam. Ms. Wasrick replied there is a licensing requirement and the age is 16.

Dr. Havins inquired as far as the high school expansion goes, you have seven or eight. You could expand to what if this grant occurred? Ms. Predalufkowitz noted the goal is six or more.

Lieutenant Governor Hutchison asked how many tuitions would be covered in the total. Ms. Wasrick replied that this particular application is covering 250 individuals, but the goal is always to look at opportunities for integration. Workforce Innovations for a New Nevada is one source. If funds can be leveraged and there are other opportunities for the tuition for a CNA or home health, that would give the state the ability to increase the technology infusion and certification as well.

Lieutenant Governor Hutchison asked as far as the high school expansion, are we looking at schools then beyond career and technical academies. Ms. Predalufkowitz confirmed this is accurate. They are only in the career and technical academies.

Lieutenant Governor Hutchison asked whether high schools have the resources necessary for this kind of a program. Ms. Predalufkowitz confirmed this is accurate and added that she would work with the schools to ensure that they do.

A MOTION WAS MADE BY MR. JAMES BARRETT TO APPROVE THE REQUEST BY THE CLARK COUNTY HEALTH AND TECHNOLOGY TO ENTER INTO A WINN GRANT AGREEMENT NOT TO EXCEED $700,000 AS DESCRIBED IN AGENDA ITEM 7B. THIS MOTION WAS SECONDED BY DR, HAVINS. THE MOTION PASSED UNANIMOUSLY.

AMERICAN OVERSIGHT

8. WORKFORCE INNOVATION FOR THE NEW NEVADA (WINN) FUND PROGRAM FOR DIRECTOR APPROVAL

A. RENO AREA LOGISTICS AND MANUFACTURING RE-ENTRY INITIATIVE- Request for Approval to enter into a WINN Grant agreement not to exceed $75,000

Ms. Stacy Wasrick introduced herself and gave a brief overview of their program. It will be done in two difference phases. This application comes from Truckee Meadows Community College, and they are requesting Director Approval not to exceed $75,000 for a wonderful partnership with several employers. Several are there: Quality Plastic Products, Sierra Meat, High Mountain Door and Trim, Reno Custom Creating, and Iron Skillet. It's also an e-partnership that includes the Reno Justice Court, Washington County Department of Alternative Sentencing, the State of Nevada Department of Corrections, and the Nevada Department of Public Safety Parole and Probation. They really designed a robust and comprehensive program that's looking to train a professional pool of 30 individuals to meet the growing needs of area manufacturing and logistics employers.

Ms. Camille Vega, Re-Entry Coordinator at Truckee Meadows Community College, introduced herself stated that current data shows that one in three Americans have some sort of a criminal record, whether that be a juvenile record, misdemeanor, or felony. These are also individuals that have the least support in getting out of incarceration and joining society, and the numbers are fairly grim. One-half of those that are released are incarcerated within their first year. Two-thirds are re-incarcerated within three years, and over five years, three-quarters of them are re-incarcerated.

One of the greatest factors in reducing recidivism is employment, and employment not at minimum wage, but at a higher wage, a supporting wage, sustaining wage. This program is focused on helping those that are leaving incarceration in northern Nevada to enter into an education program with a direct pathway into employment. There are employers that are willing to hire this type of population, but in discussing this program with each of them, they've expressed interest in not only giving them those technical skills, but also the soft skills in order for them to succeed in education and in employment. Ms. Vega was joined by Mr. Jonathan Wilson, facility manager at Northern Nevada Transitional Housing, and Billy Owensby with Quality Plastics, as well as, Janice Gonzalez with Sierra Meat and Seafood.

Mr. Wilson stated that he joined Northern Nevada Transitional Housing last August. He’s been with the Department of Corrections for almost 15 years now and has spent a lot of that time watching the system send guys out to the street with little more than 60 bucks and a bag of their clothes and a good luck. When he took over transitional housing he made sure everyone understood that they were there to transition back into society. You've got one foot in the public and one foot here. You're going to be a good neighbor.

AMERICAN OVERSIGHT

You're going to be a productive citizen, and you're going to go on about your life. You're not going to come back to me.

Mr. Wilson went on to say a large part of that is fostering positive relationships with employers in town. He said they've got 30 or 40 employers and have 112 beds. Right now, the problem is there are employers who are fighting over the opportunity to interview these men. One of the toughest things for this population is a lot of them have no job skills, no job record, not a resume. Some are illiterate. Some are missing the basics that most adults learn as they're going through life and getting their education.

Mr. Wilson then said he contacted Camille at TMCC. They talked about the potential for certificate programs and that kind of thing. Camille brought on some of the judges from the specialty courts. They got together with Washoe Alternative Sentence, Parole, and Probation, and we were able to arrange some classroom space, and now they need the Board's support to make some classes happen.

I have reached out to a number of our employers that I know are reliable and interested and have taken the opportunity to hire my residents and appreciate the attitude that they bring, and every one of them has been supportive and interested in getting some training, some specific training that will help their businesses. According to employers, the most important skills are for manufacturing, logistics, some food prep, and food safety. The first part of this program will be getting some soft skills, some re-entry skills, financial literacy, financial planning, some basic academic skills so they're able to succeed when they start classes, and get them back on their feet.

Mr. Billy Owensby introduced himself and provided his experience dealing with ex-felons in his plastics manufacturing business. His company advocates for inmate reentry, and 40% of their staff is made up of ex-felons. For the last ten years or so, they've hired directly from a restitution center, or the Northern Nevada Transitional Housing. The typical new hire from one of these re-entry programs like this is reliable and consistant and the company works to keep these employees upon separation from incarceration. They are advocates of training and soft skills in other areas that would benefit an individual when looking for work in manufacturing. The confidence boost alone and elevated self-worth that results, helps to lower the risk of reoffending.

Mr. Owensby went on to say he is "uniquely positioned" to endorse this belief, as he is an ex-felon. He was hired out of the restitution center two years ago at Quality Plastics, and is now the IT Director of Quality Plastics. Quality Plastics conducts a psychological profile for everybody that comes into Quality Plastics, and some of the testing is on light industrial math and safety, reliability, and spatial reasoning. And consistently across the board, these are low scores. They're great people, but low scores. When the company brings them on, it takes about 90 days to get somebody up to speed in working in that environment, and when it comes time to separate from incarceration, they've even put together an inmate-run group at work to try and teach people how to write a check and all these other things necessary to succeed outside of prison.

AMERICAN OVERSIGHT

Governor Sandoval reiterated that he serves as Chairman of the Board of Prison Commissioners, and that this exact discussion took place this week. There are several inmates that are parole eligible that don't parole because they don't have a place to go or they don't have a job. This is critically important. The recidivism associated with those that have been released is high in this job, is having a good paying job isn't just about the money. It's about learning to be at work and be prepared and getting those job skills, programs, and life skills as well. This is an outgrowth of a bill that Senator Ford had sponsored. Governor Sandoval thanked the employers involved and noted that there has been a lot of effort and investment going on at the Department of Corrections associated with this. The purpose is to provide that second chance and to give a new lease on life and allow individuals that perhaps had had problems in the past to have a second chance at a productive life.

Mr. Klaich stated if there ever was an example of doing well by doing good, he didn't know how it could be anything more than this program. The WINN program highlights a couple of things. The dignity of a job and the self-respect that that gives to folks is a reason for this program if nothing else. The wisdom that came out of the economic development program in establishing WINN and these three applications that we're seeing today are really exciting, because they're just the exact kind of partnership between our community colleges, businesses, and helping Nevadans get good jobs.

Mr. Don Soderberg stated the Board was excited about all three of these WINN applications, because they hit areas that are very important, but the last application is one that the Board was especially excited about. Mr. Soderberg said, "You charged our agency to make re-entry a point of emphasis three years ago, and as you said, sometimes it's a hard sell. When I hear the gentleman from Quality Plastics and see some of these other companies that are not only willing to take a look at someone who's got a criminal record, but actually are enthusiastic about it. I really wish we could bang the drum louder. We're looking at an empty room here today, and my only regret is that this application should have been first so the 14 companies that we gave abatements to would have heard what we heard today. As I said, this is a hard sell, including companies that come to us for abatements are often not open-minded to when we attempt to assist them in recruiting to taking an open-minded look at individuals who may have a record."

Mr. Soderberg continued, "With what has been said here today I think is very important and needs to be said loudly to other employees. There are very, very good employees out there that have something on their record. They may be currently living at Warden Wilson's facility or the Casa Grande facility here in Las Vegas, but the feedback we get continually when we do convince an employer to take this step is they're astonished about how dependable and how enthusiastic they are. And I can say at DETR, we have done that, and I can tell you some of our best employees are people that we outreached to some of the re-entry programs and wound up with some who are just phenomenal. And I'd charge anybody to walk through our offices and tell me who they are, because you never would notice."

AMERICAN OVERSIGHT

Governor Sandoval asked Mr. Wilson if the program is available to women as well. Mr. Wilson stated that it's currently only open to men in northern Nevada. That was somewhat shelved because, A, of the space, and B, the staffing involved to bring in a female staff in to house 16 women. Currently, women are only housed in the north. Casa Grande transitional housing down south also houses women.

Ms. Vega stated that this first cohort will only include 30 individuals, and they will all be males. In meeting with the two judges and Parole/Probation, they decided that keeping women separate, at least for the first 16 weeks, would be ideal. There are hopes that in the future, they will be able to serve each of those populations separately. Judge Pearson, Judge Sullivan, and Ms. Vega thought that it would be best to have a cohort of those that have felonies, another cohort of misdemeanors, another cohort of women, and a fourth cohort of young adult offenders. She added that there are a lot of funding opportunities from the federal side.

Ms. Vega went on to say the Department of Justice has the Second Chance Act, but one of the hurdles that they have of writing for such a grant, and they're large dollar amount grants, is they don't have a program established. By providing the spending and perhaps the second group, it really would position the State of Nevada to perhaps look at those type of grants to further this type of program throughout our state. There are employers in this state that are willing to hire those that have criminal records, that they do need just a little bit more than the average employee that's going to go and apply for that job. Once employed, perhaps these employers and the judges, lieutenant, and other folks in the system will also support those in getting employment.

Governor Sandoval thanked Ms. Vega and encouraged the group to come back to participate in another round. Ms. Vega noted the goal is four months.

Director Anderson inquired whether from the southern Nevada program, have we learned anything that we're implementing here in the north from good, bad, indifferent, things that they have implemented down there? Ms. Vega responded she would love the opportunity to go down to southern Nevada and actually ask questions, tour, but she hasn’t yet had that opportunity. One of the big differences is the southern Nevada program starts the training while the folks are still incarcerated. The program up north will only deal with individuals that have been released, except for those that are with Northern Nevada Transitional Housing. Director Anderson said it would be ideal if they could get soft skills training while still incarcerated and maybe have an agreement with community colleges that upon successful completion and release, that they would be able to move into a certificate program. Some of the challenges they have of teaching logistics and manufacturing and food service is the equipment. It's very difficult to bring the tools. Like Ms. Walden had stated, over at the Edison campus, they have robotics and machinery, and that's quite difficult to bring into a prison. We're not looking at educating ex-felons in just any job. We're looking at educating them in manufacturing and logistics and food service. These are three of the most high-demand careers here in northern Nevada and some of the best paying ones. So, it's sometimes a little bit of a challenge to model it the way that southern Nevada has done it.

AMERICAN OVERSIGHT

Director Anderson asked Mr. Wilson, for the folks that are working currently, you said was, 112? Is that the number you have that were currently employed? Mr. Wilson replied he would have to double check, but believes there are 110.

Director Anderson asked when you compare what they may be making today in their current employment versus going through the certificate program, how much of a difference is there. Mr. Wilson responded that the employers would better be able to answer that, but other piece of this is, again, the alternative sentencing and parole and probation, who may not be employed or may be completely underemployed right now and maybe looking to step up from $8.50 an hour to $12.50 an hour based on getting that certificate.

Director Anderson inquired whether these skillsets have some value on a paycheck level, not just improved efficiency of the company. Mr. Wilson confirmed this is accurate and added those are the ones that they identified. Director Anderson thinks going forward they would look at opening that up to other skillsets depending on the success of this pilot.

Director Anderson thanked the companies that are willing to participate and stated having that opportunity to either excel or get a job at the end is going to be the core success of this program. At the last GOED Board Meeting, there was a WINN program that wrapped around SNAP and some other folks that needed upscaling and some other opportunities to earn a better living. He said, "It really goes right to the heart of Governor Sandoval's New Nevada, and that no one is left behind in the New Nevada. This is further evidence of a program that came out of a special session that has been expanded and continues to see a lot of success and opens doors for everyone that participates, and so very excited to be a part of it. Kudos to the whole group and Stacy as well for bringing this to us in such a short timeframe. I know we've still got some fine-tuning to do after the fact, but I'm very happy to approve this WINN program on behalf of Truckee Meadows for the amount of -- not to exceed $75,000. Thank you for bringing it forward."

DIRECTOR ANDERSON APPROVED THE REQUST FOR RENO AREA LOGISTICS AND MANUFACTURING RE-ENTRY INITIATIVE TO ENTER INTO A WINN GRANT AGREEMENT NOT TO EXCEED $75,000.

9. DIRECTOR'S REPORT - REVIEW AND DISCUSSION

Director Anderson provided the Director's Report and stated, "I probably want to point out that after Secretary Cegavske called out Mr. Scott Anderson for being a Kings fan, she promptly left the building there. I've just got a couple things that I want to point out on the Director's Report. There is a lot of activity in our office going on. There's several pages of a report of each of our areas, but our international team just wrapped up an

AMERICAN OVERSIGHT

advanced planning mission for the trade mission to Ghana and South Africa. We've got some exciting partners there both from the research institutions, UNLV, UNR, and DRI, as well as quite a few business partners that will accompany that mission, the Urban Chamber along with other metro chamber members that will participate there. I see a lot of neat opportunities. Ghana in particular is a partner that's strong in Nevada already. Mining is actually Ghana's largest taxpayer. Very exciting to see partnerships that come from Nevada all the way to Africa in general.

Governor Sandoval, you signed an MOU with Alberta, Canada, just recently. That is developing out even further as we participate in drone technology and partnering with both testing and the technology shifts across international borders. It's very exciting to see that develop out. In fact, we have a contingency from Poland here now. We have started kind of a business recruiting platform that came out of the Poland trade mission, and that group is here now going through kind of a boot camp of how to set up in Nevada and in an intention to expand out into the US market, so using Nevada as their platform to gain access to that US market.

Some of it is as basic as how to start a business in Nevada, how to get access to capital, and how to approach potential clients for their technology or products. Very exciting to see that expand out, and we have many more companies I think that are being bedded now and matching funds both from the European union as well as some state funds as well that are matching that program.

Randy Walden, his last day is tomorrow, is leaving GOED, but one of the key things I think was a very exciting announcement is that we had over 600 apprenticeship openings announced at the Panasonic factory, and over 425 employees have Panasonic, are now participating in that. It's a paid apprenticeship program, which is very exciting to see that continue to ramp up and develop those skillsets to get those workers the skillsets they need to continue to move up the ladder there. That continues to be certainly a wonderful partnership we have with Tesla and Panasonic across the board.

We have nominated the opportunity zones, which they're sitting at the Department of Treasury waiting for certification. We've had a lot of input from folks that are anticipating a positive outcome there, and it's been exciting to hear about some of the projects that are going on there. Really, across the state, there's billions of dollars in pent up capital gains that are ready to be deployed, and we're excited to see that get deployed. A lot of folks have been through our office, and with the help of Corey Hunt and Derek Armstrong in our office that sat down and discussed what those opportunities are and how they might be able to deploy that capital, I think it's going to really accelerate even more so what we're already seeing in the market.

The Nevada Film Office is working through a program directory. Each year, they put together, essentially, a vendor directory of, you know, where do I go to find somebody that can put up lighting, stage hands, grips, camera operators, et cetera. That has been a great success. They've digitized that and made that a web-based directory as well as a print directory. They're also doing it for folks that may have sites that would be good for

AMERICAN OVERSIGHT

films or for people that want to come and film on those sites. Whether that's your backyard or a studio lot or whatever, they've got a database that turns into a print product right now and often becomes outdated by the time they get to print. Then the process of digitizing that and making that a database so that the consumers at those locations can actually keep up to date.

We've got kind of a fun program going on with Truro University. It is developing a series of certificates and technology for emergency preparedness and disaster response. There's a lot of turmoil in the world today, and some of these certificate programs of how to respond and what technology gets integrated to those responses and are current level of education, this would work as either students are going through the program or continuing education programs for folks that are already deployed out into the field. Very exciting that GOED gets to be a part of that, and then of course, Stacy, who presented several of our WINN projects, today, she is the newest member of the GOED team, has hit the ground running, really a great opportunity to work with her.

I think that's evident in, one, how quickly these three applications came to us, but as well as how thorough they were. And while everything needs a little bit of fine-tuning after we go through this process, she is on it, and it's been really a pleasure to have her in the office. And with that, Governor, that concludes my Director's Report."

10. **STATE OF NEVADA UNEMPLOYMENT RATE UPDATE** - as established by the Research and Analysis Division of the Nevada Department of Employment, Training and Rehabilitation.

Governor Sandoval asked if there were any questions from Board Members in regard to the State of Nevada Unemployment Rate Update. There were no questions.

11. **PUBLIC COMMENTS**

Governor Sandoval asked if there was any public comment.

Mr. Cory Hunt stated the following public comment, "Governor, Lieutenant Governor, Members of the Board, some of you may know tomorrow is actually my last day with GOED. It's a bittersweet, actually, for me to say that. Going back to the private sector for an incredible opportunity for me and my family. We've got another baby on the way, which is great, but has accelerated my timeline quite a bit. Governor, I can't say enough. Thanks to you, seven years, four years in your office, and another three here at GOED. It's been incredible since our faithful flight on Southwest Airlines when I was in management consulting, and it's just been the greatest honor of my professional life to work for you and to serve this great state. I can't thank you enough for the opportunity. And to the folks at GOED, Steve Hill, Paul, all of our incredible staff here in Carson City, the staff who do all the work that no one ever sees, the folks in our admin division, our receptionists and assistants, Bob Potts, all of the fantastic folks in the office. It's an incredible privilege to work with them, and then also can't thank enough the Members of

AMERICAN OVERSIGHT

the Board for your support, the work that we've been able to do over the years. The WINN Fund, it's a cherry on top just to see these great applications coming together. To think that we got to establish that during the special session and the work we've done on autonomous vehicles, seeing that finishing up, and just all of that. I can't thank you enough. It's been truly the honor of a lifetime and something that I'll certainly miss. I'm excited for this new opportunity and think it'll allow me to help see some more projects through and help our region grow and help our state continue to grow well, but again, thank you so much for the opportunity. It's been a privilege."

Governor Sandoval thanked Cory his dedication on the multiple projects that he has been involved in over the years. Governor Sandoval congratulated Cory and his family and wished him the best on his future endeavors.

Ms. Irene Bustamante-Adams thanked the Board for supporting the Clark County Health and Technology WINN Fund application.

12. ADJOURNMENT

Governor Sandoval adjourned the meeting.

AMERICAN OVERSIGHT

Stephanie M. Klapstein

From: Ryan McGinness <ryan@nevadadc.org>
Sent: Saturday, April 21, 2018 8:55 AM
To: Pam Robinson
Subject: Re: Nevada Opportunity Zone Nomination

It was open until 11:59p ET

Ryan McGinness | Sent Wirelessly

On Apr 21, 2018, at 8:45 AM, Pam Robinson <probinson@gov.nv.gov> wrote:

> Too funny. Gov didn't get back to the office until 4:30! Took his time and seemed unconcerned..... 8 months.....
>
> Sent from my Sprint Samsung Galaxy S® 6 edge.
>
> -------- Original message --------
> From: Ryan McGinness <ryan@nevadadc.org>
> Date: 4/21/18 8:43 AM (GMT-08:00)
> To: Pam Robinson <probinson@gov.nv.gov>
> Subject: Re: Nevada Opportunity Zone Nomination
>
> WH was lighting me and mike up last night. We were the last state to submit, ha. I told them we like the drama of suspense.
>
> Ryan McGinness | Sent Wirelessly
>
> On Apr 21, 2018, at 8:43 AM, Pam Robinson <probinson@gov.nv.gov> wrote:
>
> > Sent from my Sprint Samsung Galaxy S® 6 edge.
> >
> > -------- Original message --------
> > From: Andrew Clinger <aclinger@gov.nv.gov>
> > Date: 4/21/18 8:31 AM (GMT-08:00)
> > To: NV GUV 30 <NVGUV30@gov.nv.gov>, "Michael J. Willden" <mwillden@gov.nv.gov>, Pam Robinson <probinson@gov.nv.gov>, "Kathryn E. Reynolds" <kreynolds@gov.nv.gov>, Mary-Sarah Kinner <mkinner@gov.nv.gov>
> > Subject: Fwd: Nevada Opportunity Zone Nomination
> >
> > FYI

AMERICAN OVERSIGHT

Andrew Clinger
Senior Advisor
Office of Governor Brian Sandoval
101 North Carson Street
Carson City, NV 89701
T: 775-684-5670|D: 775-684-5667|F: 775-684-5683|E: aclinger@gov.nv.gov

Begin forwarded message:

From: Opportunity Zone <opportunityzone@cdfi.treas.gov>
Date: April 20, 2018 at 5:47:47 PM PDT
To: "aclinger@gov.nv.gov" <aclinger@gov.nv.gov>
Subject: Nevada Opportunity Zone Nomination

This email acknowledges receipt of Nevada Governor Sandoval's nomination of population census tracts for designation as qualified opportunity zones. The CDFI Fund will begin its review of the nomination and will respond with a designation or any questions within the 30-day consideration period. Thank you.

Jeff Merkowitz
Senior Advisor
Community Development Financial Institutions Fund
U.S. Department of the Treasury
202-653-0329
www.cdfifund.gov



AMERICAN OVERSIGHT

Stephanie M. Klapstein

From: Sierra Davies <sierra@kps3.com>
Sent: Wednesday, May 30, 2018 1:31 PM
To: Brian Baluta
Subject: Re: Newsletter
Attachments: kps3.jpg; 18GOED007 - June Newsletter - 05 - pages.pdf

Here you are! If this looks good, we'll make printing arrangements.

Sierra Davies
c. 530.306.4307 | e. sierra@kps3.com

KPS3
500 Ryland St. #300
Reno, NV 89502

On Wed, May 30, 2018 at 10:55 AM Brian Baluta <bbaluta@diversifynevada.com> wrote:

> Thank you
>
> **From:** Sierra Davies [mailto:sierra@kps3.com]
> **Sent:** Wednesday, May 30, 2018 10:39 AM
> **To:** Brian Baluta <bbaluta@diversifynevada.com>
> **Subject:** Re: Newsletter
>
> Got it. We'll get to these today, or tomorrow at the latest.
>
> **Sierra Davies**
>
> c. 530.306.4307 | e. sierra@kps3.com
>
> **KPS3**
>
> 500 Ryland St. #300
>
> Reno, NV 89502

AMERICAN OVERSIGHT

On Wed, May 30, 2018 at 9:49 AM Brian Baluta <bbaluta@diversifynevada.com> wrote:

> Page 3: Please change bulleted list heading to “LifeWorks’ six key objectives:”
>
> Last page:
>
> The next board meeting is July 11, not 17 and we have different locations for the meeting:
>
> Northern Location
>
> The Legislative Building
>
> Legislative Counsel Bureau
>
> Room 3137
>
> Southern Location
>
> Grant Sawyer Building
>
> Legislative Counsel Bureau
>
> Room 4412
>
> **Brian Baluta**

AMERICAN OVERSIGHT

Communications Director and Project Manager

Nevada Governor's Office of Economic Development

555 E. Washington Avenue, Suite 5400

Las Vegas, NV 89101

Desk: (702) 486-2785

Mobile: (702) 274-0657

Main: (702) 486-2700

bbaluta@diversifynevada.com

www.diversifynevada.com

AMERICAN OVERSIGHT

Nevada Governor's Office of
ECONOMIC DEVELOPMENT
Empowering Success



The ECONOMIC PULSE

JUNE. 2018

Lyft and Aptiv launch autonomous ride share in Las Vegas

This May, a global technology leader in mobility, incentivized by GOED, launched a fleet of 30 autonomous vehicles in Las Vegas on the Lyft network. Aptiv PLC operates the vehicles on its fully-integrated autonomous driving platform, which are made available to the public in partnership with Lyft. On an opt-in basis, passengers have the ability to hail self-driving vehicles equipped with Aptiv technology to and from high-demand locations.

> *"With Aptiv's autonomous driving technology deployed throughout Las Vegas and broadly accessible through the Lyft app, a wide range of consumers will be able to share the experience of autonomous vehicles in a complex urban environment," said Kevin Clark, Aptiv president and chief executive officer. "More importantly, the resulting knowledge and data will allow us to* **further refine our autonomous driving capabilities and strengthen our portfolio of industry-leading active safety solutions.**"



AMERICAN OVERSIGHT

Story continued on next page »

NV-DA-20-0615-A-005362

The combination of Aptiv's autonomous driving technology and Lyft's ride-hailing app is the expansion of a successful partnership that launched in Las Vegas during CES 2018. That initial pilot provided more than 400 self-driving rides to the public and earned an average customer rating of 4.99 out of five stars. Like the CES program, vehicles will be operated by highly-trained safety drivers.



In March, the GOED board voted to approve Aptiv's application for tax abatements and two months later the company has already surpassed its projected number of jobs created and currently lists openings in Las Vegas for IT, engineering, and office administration positions.

GOED Executive Director Paul Anderson said Aptiv is exactly the sort of operation Nevada hoped to attract when the state legislature passed and Governor Brian Sandoval signed into law some of the most forward-looking autonomous vehicle regulations in the country.

"The holy grail for economic development is research and development," said Anderson. "And because of what it does — **attract some of the smartest people in the world and bring in talent** *— it becomes a catalyst to entrepreneurial economic development."*



LifeWorks initiative aims to prepare Nevada students for in-demand jobs

Taking an innovative approach to workforce development, state agencies from across Nevada, private industries, and higher education are gathering together to strengthen career pathways for in-demand jobs in the New Nevada.

The Nevada Department of Education received the New Skills for Youth Grant funded by JP Morgan Chase in fall of 2017 and since then has aligned workforce development with economic diversification efforts, developed the public-facing brand LifeWorks, created legislative change in the state to support workforce development, and established ongoing systems for communication.

LifeWorks' six key objectives:



- **Employer engagement**
- **Quality and rigor in career pathways**
- **Career-focused accountability systems**
- **Scaled pathways that culminate in credentials of value**
- **Integrated funding streams/joint resource planning**
- **Ensuring cross-institutional alignment.**

To achieve this, partners of LifeWorks, including GOED, Nevada Department of Education, the Governor's Office of Workforce Innovation (OWINN), and others will focus on expanding pathways to lucrative long-term careers for graduating high school students by empowering them with the skills, education and meaningful connections to local business necessary to thrive in Nevada's growing economy.

Specific programs include the expansion of Career & Technical Education programs, offering a new Career & College Ready Diploma, adopting the ACT National Career Readiness Certificate, expanding dual credit opportunities with institutions of higher education, strengthening and expanding apprenticeship and pre-apprenticeship programs, developing new work-based learning programs, and establishing the Learn & Earn Advanced-career Pathways (LEAP) framework.

AMERICAN OVERSIGHT







GOED listening tour covers 1,000 miles

In April, GOED's Executive Director Paul Anderson, Director of Rural Economic and Community Development Matthew Moore, and Communications Director Brian Baluta undertook a three-day, 1,000-mile listening tour to connect with the Regional Development Authority partners and stakeholders across the vast Silver State.

All told, the trip featured stops in Pahrump, Fallon, Carson City, Eureka, Ely, Panaca and Caliente, for sessions with Nye County Regional Economic Development Authority (NCREDA), HWY 95 Rural Development Authority (HWY95), Northern Nevada Development Authority (NNDA), Northeastern Nevada Regional Development Authority (NNRDA), and Lincoln County Regional Development Authority (LCRDA).

The tour underscored:

1. **Nevada's rural communities share many assets and challenges, including issues with federal land management, affordable housing, workforce development, and infrastructure.**
2. **There are many engaged and motivated individuals on the ground working diligently to face these challenges and build on opportunities.**
3. **GOED and the rural RDAs will continue to work closely to help ensure all of Nevada shares in growth and prosperity.**

NV-DA-20-0615-A-005365

Governor Sandoval nominates 61 Opportunity Zones

In April, Governor Brian Sandoval nominated 61 opportunity zones, pursuant to the Tax Cuts and Jobs Act of 2017, which established an Opportunity Zone tax incentive, designed to encourage long-term private investment in low-income communities.

> *"During my time as Governor, we have invested significant resources in Nevada," Governor Sandoval said. "While we have seen substantial returns, there are still parts of our state that need additional assistance.* **It is my hope that by nominating these 61 low-income opportunity zones, private investors will choose to fund projects in these areas that benefit the Nevadans who need it most.** *What's more, we believe that communities surrounding the 61 opportunity zones will also benefit from investment in the zones."*

PolicyMap's Jeremy Nowak praised Nevada's approach to the nominations.

> *"The Governor's office did a great job of taking a data driven approach...***Hats off to Nevada.***"*

61 opportunity zone nominations directly impact more than **230,000** Nevadans in some of Nevada's most disadvantaged communities.

Average family income is approximately **$37,000** — just **60%** of median statewide family income of approximately **$62,500**.

Average unemployment rate from **2011-2015** was **16%** — nearly **2x** greater than the national unemployment rate.





Nevada is number one again!

For the first quarter of 2018, State Policy Reports' Index of State Economic Momentum – which ranks states based on personal income growth, employment growth, and population growth – **ranked Nevada No. 1** .

Between the fourth quarter of 2016 and the same period in 2017, Nevada had the **strongest year-over-year growth in personal income**, and held the distinction of being the only state to record growth greater than 6%.

Federal data released in May showed Nevada's **gross domestic product (GDP) grew 3.5% in 2017** after increasing 2.1% in 2016, **good for No. 3 in the nation.**

The Bureau of Economic Analysis data depict expansion across the state's economy, with real GDP increasing for nearly every major industry. Real estate served as the largest contributor to overall GDP, followed by durable goods manufacturing.

Nevada's GDP numbers also reflect steady in-migration to the state. According to Census estimates, its **population climbed 2 percent last year**, the largest national increase behind only Idaho.

According to the Nevada Department of Employment, Training & Rehabilitation (DETR) March 2018 economic report, Nevada added 3,500 jobs bringing employment in the state of Nevada to a **record high of 1,373,700 jobs**. Unemployment in March remained constant at 4.9%.

DETR's report also notes that in the fourth quarter of 2017, **personal income in Nevada reached $136 billion**, up 6.4% from a year ago. This increase has been ongoing in 30 of the past 31 quarters.

Additionally, Nevada's average personal income growth has exceeded that of the U.S. 14 of the past 16 quarters, with income gains in the state averaging 5.1%, compared to 3.5% in the U.S.

NV-DA-20-0615-A-005367

"Although we are seeing some slight changes in employment and unemployment measures in March, state employment remains strong," said David Schmidt, Chief Economist for DETR. "Estimates show Nevada's labor force has averaged 1.49 million in the first quarter of 2018, up from 1.45 million during the same period in 2017. **This translates into an increase of 40,160 more Nevadans in the labor force, either working or actively seeking employment."**

No. 1	**in economic momentum, Q1 2018.**
No. 1	**in personal income growth, 2017.**
No. 3	**in GDP growth, 2017.**
No. 2	**in population growth, 2017.**

Record high 1,373,700 Nevadans employed, March 2018.

AMERICAN OVERSIGHT

News

"Clark County expects the new NFL stadium will be a notable new draw for consumers and visitors," Moody's Patrick Liberatore wrote, adding that the stadium and upcoming expansion of the Las Vegas Convention Center should allow the city to host larger events and diversify visitor draws.

» *Read more:* **https://www.reviewjournal.com/business/stadium/las-vegas-stadium-to-boost-nevadas-economy-says-moodys/**

Upcoming Events

2018 GOED BOARD MEETINGS	TIME	NORTHERN LOCATION
July 11 September 20 November 15	**1pm**	The Legislative Building Legislative Counsel Bureau Room 3137

SOUTHERN LOCATION

Grant Sawyer Building
Legislative Counsel Bureau
Room 4412

Board Members

Governor Brian Sandoval,
Chairman

Lieutenant Governor Mark Hutchison

Secretary of State Barbara Cegavske

Mr. James Barrett,
President, the JABarrett Company

Dr. Dana Bennett,
President, Nevada Mining Association

Mr. Dan Klaich,
Voting member at-large

Mr. Adam Kramer,
Executive Vice President of Strategy, Switch

Dr. Weldon (Don) Havins, MD, JD,
Professor and Director of Medical Jurisprudence and Ophthalmology, Touro University Nevada

Dr. Thom Reilly,
Chancellor, Nevada System of Higher Education

Mr. Don Soderberg,
Director, Department of Employment, Training and Rehabilitation

Mr. Raymond Specht,
Founder & CEO, Specht Leadership Consulting

AMERICAN OVERSIGHT

NV-DA-20-0615-A-005369

Stephanie M. Klapstein

From: Tyler Klimas <tyler@nevadadc.org>
Sent: Thursday, August 02, 2018 10:02 AM
To: Christina Davis
Subject: Re: NGA Thank You's FOR APPROVAL

Thank you!

Tyler Klimas | Nevada Washington Office

From: Christina Davis <cmdavis@gov.nv.gov>
Date: Thursday, August 2, 2018 at 1:00 PM
To: Tyler Klimas <tyler@nevadadc.org>
Subject: RE: NGA Thank You's FOR APPROVAL

These are good to go.

Christina Davis
Special Assistant to the Governor
Nevada Governor Brian Sandoval

From: Tyler Klimas [mailto:tyler@nevadadc.org]
Sent: Thursday, August 02, 2018 9:10 AM
To: Christina Davis <cmdavis@gov.nv.gov>
Subject: NGA Thank You's FOR APPROVAL

CD,

Attached are draft thank you letters for the Governor's approval. The list (included below) includes all presenters and foreign dignitaries who participated in the NGA Summer Meeting.

As you can see, these letters are to be signed by both Governor Sandoval and Bullock. Once the Governor approves, NGA will print them out here and mail to you with pre-metered postage. Are you ok with then sending the entire package on to Montana once he signs?

Also, there are three chair's initiative draft thank yous included. These will ONLY be signed by Governor Sandoval and I will send in a separate package to keep everything clear.

Here are the following thank you notes as requested:

- Liz Schrayer, USGLC
- Mr. Kentaro Sonoura
- Gov. Hirai
- John Krafcik, CEO Waymo (Sandoval only)
- Matt Delaney, CEO Marble (Sandoval only)
- Colin Tooze, Director Uber (Sandoval only)
- Graeme Conway, Macquarie
- Josphat Nanok, Head of Kenyan Governors Association
- Annagret Kramp-Karrenbauer, General Secretary of the CDU

AMERICAN OVERSIGHT

- Govs. Only presenters (Opportunity Zones and SCOTUS)
- Thursday infrastructure roundtable participants
- Former Governors at the transition lunch
- Other international participants

Please let me know if you have any questions. Thanks!

Tyler Klimas | Deputy Director
State of Nevada, Washington Office
P: (202) 624-5405 | M: (702) 612-4073
E: tyler@nevadadc.org

AMERICAN OVERSIGHT

Stephanie M. Klapstein

From: Tyler Klimas <tyler@nevadadc.org>
Sent: Friday, April 27, 2018 10:20 AM
To: Michael J. Willden; Pam Robinson; Andrew Clinger
Subject: Re: Opp Zones

Got it. Thanks, Mike. We will share with any interested parties.

From: "Michael J. Willden" <mwillden@gov.nv.gov>
Date: Thursday, April 26, 2018 at 7:47 PM
To: Pam Robinson <probinson@gov.nv.gov>, Tyler Klimas <tyler@nevadadc.org>, Andrew Clinger <aclinger@gov.nv.gov>
Subject: RE: Opp Zones

Tyler,

Sorry for the delayed response.

Andrew and I meet with the Governor and he wants us to be absolutely transparent with anyone that wants or needs access to the Nevada Opportunity Zones designations. Information is on the GOED website and is available to be shared and must be shared if requested. We will not decline to share information.

Mike

From: Pam Robinson
Sent: Tuesday, April 24, 2018 12:16 PM
To: Tyler Klimas <tyler@nevadadc.org>; Andrew Clinger <aclinger@gov.nv.gov>; Michael J. Willden <mwillden@gov.nv.gov>
Subject: RE: Opp Zones

Hi Tyler: Looping Mike in. He and Andrew have been the lead on this issue.

From: Tyler Klimas [mailto:tyler@nevadadc.org]
Sent: Tuesday, April 24, 2018 11:23 AM
To: Pam Robinson <probinson@gov.nv.gov>; Andrew Clinger <aclinger@gov.nv.gov>
Subject: Opp Zones

Pam and Andrew,

A rep from HUD called and let us know that Secretary Carson will be in Nevada tomorrow and that they are looking for some information on our designated opportunity zones. Specifically, they are trying to find any crossover between the designations and state housing needs.

I reached out to Cory to get a better understanding of the lay of the land and he mentioned that HUD is exploring ways to replace CDBG funds with new OZ designations. I think it's best we figure out how to decline to share as to not give away any talking points.

AMERICAN OVERSIGHT

Let me know what your thoughts on this. Thanks.

Tyler Klimas | Deputy Director
State of Nevada, Washington Office
P: (202) 624-5405 | M: (702) 612-4073
E: tyler@nevadadc.org

AMERICAN OVERSIGHT

Stephanie M. Klapstein

From: Mark Wray <mwray@markwraylaw.com>
Sent: Monday, July 02, 2018 10:18 AM
To: Andrew Clinger
Cc: Theresa Moore
Subject: RE: Opportunity zone

Andrew,

Thanks, I will let my client know the Lyon County requested the change from an opportunity zone in Lyon County to one in Storey County for the reasons stated in the May 2nd letter.

Regards,

Mark Wray
Law Offices of Mark Wray
608 Lander Street
Reno, Nevada 89509
(775) 348-8877
(775) 348-8351 fax
mwray@markwraylaw.com

From: Andrew Clinger [mailto:aclinger@gov.nv.gov]
Sent: Monday, July 02, 2018 10:06 AM
To: Mark Wray <mwray@markwraylaw.com>
Cc: Theresa Moore <tmoore@markwraylaw.com>
Subject: RE: Opportunity zone

Mark,

Attached is a copy of the letter we discussed this morning. Please feel free to call if you have any other questions regarding Nevada's Opportunity Zone submittal.

Regards,

Andrew Clinger
Senior Advisor
Office of Governor Brian Sandoval
101 North Carson Street
Carson City, NV 89701
T: 775-684-5670|D: 775-684-5667|F: 775-684-5683|E: aclinger@gov.nv.gov

---

From: Mark Wray [mailto:mwray@markwraylaw.com]
Sent: Thursday, June 28, 2018 1:23 PM
To: Andrew Clinger <aclinger@gov.nv.gov>
Cc: Theresa Moore <tmoore@markwraylaw.com>
Subject: Opportunity zone

AMERICAN OVERSIGHT

Andrew,

I just left a voice mail message for you.

I am counsel for Barrett Enterprises Group and Sierra National Corp., whose principal is Dennis Hof.

Would you kindly give me a call about the attached letter, thanks.

Regards,

Mark Wray
Law Offices of Mark Wray
608 Lander Street
Reno, Nevada 89509
(775) 348-8877
(775) 348-8351 fax
mwray@markwraylaw.com

AMERICAN OVERSIGHT

NV-DA-20-0615-A-005375

Stephanie M. Klapstein

From: Mike Ballard <mike@ballardconsulting.net>
Sent: Thursday, May 03, 2018 4:22 PM
To: Derek Armstrong
Cc: Mark A. Hutchison; John Edmond
Subject: Re: Opportunity Zone - Moulin Rouge Site

Derek:

Now that you have nominated the sites, is there another comment period?

The state appears to have purposely left off one of the most important tracts for the historic African-American community, the Moulin Rouge site. The short but vibrant life of the Moulin Rouge helped the Civil Rights Movement in Las Vegas. The hotel was also the spark needed to bring an end to segregation on the Strip.

In all my discussions, the Moulin Rouge site was a high priority for inclusion by the City of Las Vegas. They are even surprised by the selection.

Why would the governor not include this site which is historic and in much need of redevelopment?

The property just fell out of escrow again on April 1. This is the most recent of many failed redevelopment tries on this property. That would be a disaster. This current owner of the property have been trying to sell it for ten years. They have had many deposits returned and or lost in that time period. Seems to me that site is a perfect candidate for redevelopment and inclusion in an opportunity zone to finally make something happen.

Consider that Bonanza Village was included and there is no need for that, it is all single family housing on large lots. Bonanza Village is the most expensive/valuable single family housing in the West-Las Vegas area. That would be very difficult for redevelopment.

Or why is the NLV Airport included? The airport is owned by the County so why give the airport this tax benefit, which pays no taxes.

It doesn't make sense. I think some folks may soon raise a stink if this isn't corrected soon.

I believe the Governor would like to include this site if he knew more of the historic background and its meaning to the African-American community. Hopefully you and he agree.

Best regards,

Mike

On Apr 23, 2018, at 8:50 AM, Derek Armstrong <darmstrong@diversifynevada.com> wrote:

Mike,

The list of tracts have been submitted. There is a list along with some preliminary maps on our website. They can be found here. http://diversifynevada.com/programs-resources/opportunity-zones

AMERICAN OVERSIGHT

Derek Armstrong
Deputy Director
Nevada Governor's Office of Economic Development
555 E. Washington Ave., Suite 5400, Las Vegas, NV 89101
Main: (702) 486-2700
Office: (702) 486-2709
Cell: (702) 769-2836
darmstrong@diversifynevada.com
www.diversifynevada.com

AMERICAN OVERSIGHT

Stephanie M. Klapstein

From: Derek Armstrong <darmstrong@diversifynevada.com>
Sent: Friday, May 04, 2018 12:56 PM
To: 'Mike Ballard'
Cc: Mark A. Hutchison; John Edmond; Paul Anderson
Subject: RE: Opportunity Zone - Moulin Rouge Site
Attachments: City of Las Vegas.pdf

Mike,

I do believe there is a strong case to make for designating the Moulin Rouge census tract as an Opportunity Zone. However, Nevada was only able to nominate 61 of over 240 low-income census tracts across the state.

I've attached what the City of Las Vegas sent to us as their priority list. The Bonanza Corridor/ Moulin Rouge was their #10th priority area. We used a combination of local priorities, known investment, and national social need and investment indexes to formulate a model for choosing 61 tracts. Unfortunately, using that model that census tract did not make the top 61. There was absolutely no intention to purposefully leave the census tract from our list.

If there is a chance to re-examine the Opportunity Zone designations in the future I will make sure to incorporate your input.

Respectfully,

Derek Armstrong
Deputy Director
Nevada Governor's Office of Economic Development
555 E. Washington Ave., Suite 5400, Las Vegas, NV 89101
Main: (702) 486-2700
Office: (702) 486-2709
Cell: (702) 769-2836
darmstrong@diversifynevada.com
www.diversifynevada.com

-----Original Message-----
From: Mike Ballard [mailto:mike@ballardconsulting.net]
Sent: Thursday, May 03, 2018 4:22 PM
To: Derek Armstrong <darmstrong@diversifynevada.com>
Cc: Mark A. Hutchison <mah@hutchlegal.com>; John Edmond <nucleusinvestments@pabsmgmt.com>
Subject: Re: Opportunity Zone - Moulin Rouge Site

Derek:

AMERICAN OVERSIGHT

Now that you have nominated the sites, is there another comment period?

The state appears to have purposely left off one of the most important tracts for the historic African-American community, the Moulin Rouge site. The short but vibrant life of the Moulin Rouge helped the Civil Rights Movement in Las Vegas. The hotel was also the spark needed to bring an end to segregation on the Strip.

In all my discussions, the Moulin Rouge site was a high priority for inclusion by the City of Las Vegas. They are even surprised by the selection.

Why would the governor not include this site which is historic and in much need of redevelopment?

The property just fell out of escrow again on April 1. This is the most recent of many failed redevelopment tries on this property. That would be a disaster. This current owner of the property have been trying to sell it for ten years. They have had many deposits returned and or lost in that time period. Seems to me that site is a perfect candidate for redevelopment and inclusion in an opportunity zone to finally make something happen.

Consider that Bonanza Village was included and there is no need for that, it is all single family housing on large lots. Bonanza Village is the most expensive/valuable single family housing in the West-Las Vegas area. That would be very difficult for redevelopment.

Or why is the NLV Airport included? The airport is owned by the County so why give the airport this tax benefit, which pays no taxes.

It doesn't make sense. I think some folks may soon raise a stink if this isn't corrected soon.

I believe the Governor would like to include this site if he knew more of the historic background and its meaning to the African-American community. Hopefully you and he agree.

Best regards,

Mike

On Apr 23, 2018, at 8:50 AM, Derek Armstrong <darmstrong@diversifynevada.com> wrote:

Mike,

The list of tracts have been submitted. There is a list along with some preliminary maps on our website. They can be found here. http://diversifynevada.com/programs-resources/opportunity-zones

Derek Armstrong
Deputy Director
Nevada Governor's Office of Economic Development
555 E. Washington Ave., Suite 5400, Las Vegas, NV 89101
Main: (702) 486-2700
Office: (702) 486-2709
Cell: (702) 769-2836
darmstrong@diversifynevada.com
www.diversifynevada.com

AMERICAN OVERSIGHT

NV-DA-20-0615-A-005379

Stephanie M. Klapstein

From: Mike Ballard <mballard@sixty-west.com>
Sent: Tuesday, November 06, 2018 9:24 PM
To: Karen Schnog
Cc: Derek Armstrong
Subject: Re: Opportunity Zone Conference
Attachments: Mike Ballard - Sixty West.docx

Yes, I will be the presenter.

Attached are two versions of the logo. Use whichever fits best to what you are doing.

Also attached is my photo and bio.

Best Regards,

Mike

Mike Ballard
Sixty-West Funds
mballard@sixty-west.com

Visit us on the web at www.sixtywestfunds.com.

This transmission, including all attachments, is confidential and may contain information that is privileged. You are hereby notified that any dissemination, distribution, or copying of this communication in whole or in part is strictly prohibited. If you are not the intended recipient please notify sender immediately by return e-mail and delete from your system immediately.

AMERICAN OVERSIGHT



AMERICAN OVERSIGHT



AMERICAN OVERSIGHT



On Nov 6, 2018, at 8:08 PM, Karen Schnog <KSchnog@business.nv.gov> wrote:

Hello Mike,

Great to hear from you! We are happy to include you and Sixty-West Funds in the program! Will you be the presenter we should put on the agenda? I will email our team member who is coordinating the agenda right away to add your fund and name. This may take a day or two. I do appologize for the delay, I don't recall receiving your confirmation regarding your participation in the program as an O-fund before today, but I may have missed it.

We are also thankful for your sponsorship of the program! Please send your logo so we can include it in the event program.

Please let me know if you have additional questions. I am in Dallas this week for an O-Zone and community development conference, so if you would like to talk further please call me on my cell at (702) 327-0610 (and forgive my limited email access and typos).

We also would greately appreciate your sharing the event invite with anyone you think would be interested in attending

AMERICAN OVERSIGHT

the conference.

Finally, when you get a chance please forward your bio and photo that we should include in the program.

Thank you again Mike for participating in and sponsoring the conference!

Sincerely,

Karen Schnog
Management Analyst
Department of Business & Industry
Office of Business Finance and Planning
3300 W. Sahara Ave., Suite 250
Las Vegas, NV. 89101
Phone: (702) 486-3755
Twitter: @NVBizAdvocate
Web: www.business.nv.gov<http://www.business.nv.gov/>

_____
From: Mike Ballard [mballard@sixty-west.com]
Sent: Tuesday, November 6, 2018 6:30 PM
To: Derek Armstrong
Cc: Karen Schnog
Subject: Re: Opportunity Zone Conference

Karen:

A few weeks ago right after Derek sent this information, we completed all the forms. I have attached it for your reference. We are excited to participate.

We have a pretty good list for Nevada and are comfortable we could draw numerous attendees to the event. However, we are reluctant to do an emailing until you can get our name on the site. We noticed that we aren't on the agenda<https://www.frbsf.org/community-development/files/understanding-opportunity-zones-in-nevada-agenda.pdf> yet. How long until you have that updated?

Best Regards,

Mike

Mike Ballard
Sixty-West Funds
mballard@sixty-west.com<mailto:mballard@sixty-west.com>

Visit us on the web at www.sixtywestfunds.com<http://www.sixtywestfunds.com>.

This transmission, including all attachments, is confidential and may contain information that is privileged. You are hereby notified that any dissemination, distribution, or copying of this communication in whole or in part is strictly prohibited. If you are not the intended recipient please notify sender immediately by return e-mail and delete from your system immediately.

On Oct 24, 2018, at 9:39 AM, Derek Armstrong <darmstrong@diversifynevada.com<mailto:darmstrong@diversifynevada.com>> wrote:

AMERICAN OVERSIGHT

Mike,

Here is the draft agenda and the sponsorship form. Additionally, I am including Karen Schnog Business and Industry who is doing a lot of the heavy lifting to put on the conference.

Derek Armstrong
Deputy Director
Nevada Governor's Office of Economic Development
555 E. Washington Ave., Suite 5400, Las Vegas, NV 89101
Main: (702) 486-2700
Office: (702) 486-2709
Cell: (702) 769-2836
darmstrong@diversifynevada.com<mailto:darmstrong@diversifynevada.com>
www.diversifynevada.com<http://www.diversifynevada.com/>

<image001.png>

From: Mike Ballard <mballard@sixty-west.com<mailto:mballard@sixty-west.com>>
Sent: Monday, October 22, 2018 5:10 PM
To: Derek Armstrong <darmstrong@diversifynevada.com<mailto:darmstrong@diversifynevada.com>>
Subject: Re: Opportunity Zone Conference

Call me when you get a chance please.

Best Regards,

Mike

Mike Ballard
Sixty-West Funds
mballard@sixty-west.com<mailto:mballard@sixty-west.com>

This transmission, including all attachments, is confidential and may contain information that is privileged. You are hereby notified that any dissemination, distribution, or copying of this communication in whole or in part is strictly prohibited. If you are not the intended recipient please notify sender immediately by return e-mail and delete from your system immediately.

On Oct 18, 2018, at 1:12 PM, Derek Armstrong <darmstrong@diversifynevada.com<mailto:darmstrong@diversifynevada.com>> wrote:

Yes and Yes. Let me connect with you tomorrow and I'll get you additional information.

From: Mike Ballard <mballard@sixty-west.com<mailto:mballard@sixty-west.com>>
Sent: Thursday, October 18, 2018 11:56 AM
To: Derek Armstrong <darmstrong@diversifynevada.com<mailto:darmstrong@diversifynevada.com>>
Subject: Re: Opportunity Zone Conference

Is there more info n the internet somewhere? Could I speak or be on a panel? Could we sponsor?

AMERICAN OVERSIGHT

Best Regards,

Mike

Mike Ballard
Sixty-West Funds
mballard@sixty-west.com<mailto:mballard@sixty-west.com>

This transmission, including all attachments, is confidential and may contain information that is privileged. You are hereby notified that any dissemination, distribution, or copying of this communication in whole or in part is strictly prohibited. If you are not the intended recipient please notify sender immediately by return e-mail and delete from your system immediately.

On Oct 18, 2018, at 1:51 PM, Derek Armstrong <darmstrong@diversifynevada.com<mailto:darmstrong@diversifynevada.com>> wrote:

Mike,

Here is the link to register. https://www.eventbrite.com/e/understanding-opportunity-zones-in-nevada-registration-51345732468

We will have a panel in which projects can pitch funds. We're working on a screening mechanism now to make sure the pitches will be legitimate.

Additionally, they'll be a session for each of the local jurisdictions to discuss projects in their areas.

Derek Armstrong
Deputy Director
Nevada Governor's Office of Economic Development
555 E. Washington Ave., Suite 5400, Las Vegas, NV 89101
Main: (702) 486-2700
Office: (702) 486-2709
Cell: (702) 769-2836
darmstrong@diversifynevada.com<mailto:darmstrong@diversifynevada.com>
www.diversifynevada.com<http://www.diversifynevada.com/>

<image001.png>

From: Mike Ballard <mballard@sixty-west.com<mailto:mballard@sixty-west.com>>
Sent: Thursday, October 18, 2018 11:33 AM
To: Derek Armstrong <darmstrong@diversifynevada.com<mailto:darmstrong@diversifynevada.com>>
Subject: Re: Opportunity Zone Conference

Derek:

I just heard you are hosting an Opportunity Zone Conference in November. I have put together a $200 million fund and think that a Vegas based Opportunity Zone fund should be involved.

AMERICAN OVERSIGHT

How do I get involved or get on the program? Could you send me more info?

Best Regards,

Mike

Mike Ballard
Sixty-West Funds
mballard@sixty-west.com<mailto:mballard@sixty-west.com>

This transmission, including all attachments, is confidential and may contain information that is privileged. You are hereby notified that any dissemination, distribution, or copying of this communication in whole or in part is strictly prohibited. If you are not the intended recipient please notify sender immediately by return e-mail and delete from your system immediately.

On May 4, 2018, at 2:55 PM, Derek Armstrong
<darmstrong@diversifynevada.com<mailto:darmstrong@diversifynevada.com>> wrote:

Mike,

I do believe there is a strong case to make for designating the Moulin Rouge census tract as an Opportunity Zone. However, Nevada was only able to nominate 61 of over 240 low-income census tracts across the state.

I've attached what the City of Las Vegas sent to us as their priority list. The Bonanza Corridor/ Moulin Rouge was their #10th priority area. We used a combination of local priorities, known investment, and national social need and investment indexes to formulate a model for choosing 61 tracts. Unfortunately, using that model that census tract did not make the top 61. There was absolutely no intention to purposefully leave the census tract from our list.

If there is a chance to re-examine the Opportunity Zone designations in the future I will make sure to incorporate your input.

Respectfully,

Derek Armstrong
Deputy Director
Nevada Governor's Office of Economic Development
555 E. Washington Ave., Suite 5400, Las Vegas, NV 89101
Main: (702) 486-2700
Office: (702) 486-2709
Cell: (702) 769-2836
darmstrong@diversifynevada.com<mailto:darmstrong@diversifynevada.com>
www.diversifynevada.com<http://www.diversifynevada.com/>

AMERICAN OVERSIGHT

NV-DA-20-0615-A-005387

-----Original Message-----
From: Mike Ballard [mailto:mike@ballardconsulting.net]
Sent: Thursday, May 03, 2018 4:22 PM
To: Derek Armstrong <darmstrong@diversifynevada.com<mailto:darmstrong@diversifynevada.com>>
Cc: Mark A. Hutchison <mah@hutchlegal.com<mailto:mah@hutchlegal.com>>; John Edmond <nucleusinvestments@pabsmgmt.com<mailto:nucleusinvestments@pabsmgmt.com>>
Subject: Re: Opportunity Zone - Moulin Rouge Site

Derek:

Now that you have nominated the sites, is there another comment period?

The state appears to have purposely left off one of the most important tracts for the historic African-American community, the Moulin Rouge site. The short but vibrant life of the Moulin Rouge helped the Civil Rights Movement in Las Vegas. The hotel was also the spark needed to bring an end to segregation on the Strip.

In all my discussions, the Moulin Rouge site was a high priority for inclusion by the City of Las Vegas. They are even surprised by the selection.

Why would the governor not include this site which is historic and in much need of redevelopment?

The property just fell out of escrow again on April 1. This is the most recent of many failed redevelopment tries on this property. That would be a disaster. This current owner of the property have been trying to sell it for ten years. They have had many deposits returned and or lost in that time period. Seems to me that site is a perfect candidate for redevelopment and inclusion in an opportunity zone to finally make something happen.

Consider that Bonanza Village was included and there is no need for that, it is all single family housing on large lots. Bonanza Village is the most expensive/valuable single family housing in the West-Las Vegas area. That would be very difficult for redevelopment.

Or why is the NLV Airport included? The airport is owned by the County so why give the airport this tax benefit, which pays no taxes.

It doesn't make sense. I think some folks may soon raise a stink if this isn't corrected soon.

I believe the Governor would like to include this site if he knew more of the historic background and its meaning to the African-American community. Hopefully you and he agree.

Best regards,

Mike

On Apr 23, 2018, at 8:50 AM, Derek Armstrong <darmstrong@diversifynevada.com<mailto:darmstrong@diversifynevada.com>> wrote:

Mike,

The list of tracts have been submitted. There is a list along with some preliminary maps on our website. They can be found here.http://diversifynevada.com/programs-resources/opportunity-zones

Derek Armstrong

AMERICAN OVERSIGHT

Deputy Director
Nevada Governor's Office of Economic Development
555 E. Washington Ave., Suite 5400, Las Vegas, NV 89101
Main: (702) 486-2700
Office: (702) 486-2709
Cell: (702) 769-2836
darmstrong@diversifynevada.com<mailto:darmstrong@diversifynevada.com>
www.diversifynevada.com<http://www.diversifynevada.com/>

<City of Las Vegas.pdf>

<SPONSORHIP COMMITTEMNT (003).docx><OZ Conference Agenda Understanding Opportunity Zones in Nevada (4ks) (003).docx>

AMERICAN OVERSIGHT

Mike Ballard, *Managing Director, Sixty West Funds*

Mike Ballard has been involved in the construction and real estate industries for more than three decades, as a developer, financial consultant, or an advisor. He is known for his excellent contacts with business, government, and real estate executives throughout the West. Mike has served or advised many major real estate companies including CBRE, Forest City Development, Lennar, Sundance Bay, MJW Investments, Greenspun Corporation, Thomas & Mack Company, the Molasky Group of Companies, RISE Residential, Union Pacific Realty, Realty Management, Inc. (RMI), Carefree Senior Living, and several municipalities.

Mike started his career working for two international CPA firms, Laventhol & Horwath, CPAs, and McGladrey & Pullen, serving primarily construction and real estate firms. Most recently, he has been involved in finance and development of apartment communities or state-of-the-art data centers. Mike is also a partner in the firm of Ascent Multifamily, which provides outsourced accounting services to multifamily firms representing more than 24,000 units throughout the U.S. Mike oversees the Tax Credit, Consulting, and Business Development segments of the firm. Prior to Ascent, Mike was a consultant to Enhanced Capital and Stonehenge Capital related to their New Markets Tax Credit and/or SBIC funds.

Mike was a founding member of the board of the Lied Institute for Real Estate Studies at UNLV and also helped with the formation of the local NAIOP and Construction Financial Management Association chapters. In 2010, Mike was named one of the “Top 20 Visionaries” in Nevada by Nevada Business magazine. He has served on the boards of many for-profit companies and a bank.

Mike is the founder and has served twice as chairman of a Shark-Tank like group called the Vegas Valley Angels. He is also a former board member of the Marriott School of Management at Brigham Young University and the Tony Award-winning Utah Shakespearean Festival.

Mike is a graduate of Brigham Young University with a B.S. in Business Administration. Mike is married and the father of four adult children. His interests include sports, travel, genealogy and family history, movies, and reading biographies.

AMERICAN OVERSIGHT

Stephanie M. Klapstein

From: Mike Ballard <mballard@sixty-west.com>
Sent: Tuesday, November 06, 2018 6:30 PM
To: Derek Armstrong
Cc: Karen Schnog
Subject: Re: Opportunity Zone Conference
Attachments: Microsoft Word - SPONSORHIP COMMITTEMNT (003).docx.pdf

Karen:

A few weeks ago right after Derek sent this information, we completed all the forms. I have attached it for your reference. We are excited to participate.

We have a pretty good list for Nevada and are comfortable we could draw numerous attendees to the event. However, we are reluctant to do an emailing until you can get our name on the site. We noticed that we aren't on the agenda yet. How long until you have that updated?

Best Regards,

Mike

Mike Ballard
Sixty-West Funds
mballard@sixty-west.com

Visit us on the web at www.sixtywestfunds.com.

This transmission, including all attachments, is confidential and may contain information that is privileged. You are hereby notified that any dissemination, distribution, or copying of this communication in whole or in part is strictly prohibited. If you are not the intended recipient please notify sender immediately by return e-mail and delete from your system immediately.

On Oct 24, 2018, at 9:39 AM, Derek Armstrong <darmstrong@diversifynevada.com> wrote:

Mike,

Here is the draft agenda and the sponsorship form. Additionally, I am including Karen Schnog Business and Industry who is doing a lot of the heavy lifting to put on the conference.

Derek Armstrong
Deputy Director
Nevada Governor's Office of Economic Development
555 E. Washington Ave., Suite 5400, Las Vegas, NV 89101
Main: (702) 486-2700
Office: (702) 486-2709
Cell: (702) 769-2836
darmstrong@diversifynevada.com
www.diversifynevada.com

<image001.png>

AMERICAN OVERSIGHT

From: Mike Ballard <mballard@sixty-west.com>
Sent: Monday, October 22, 2018 5:10 PM
To: Derek Armstrong <darmstrong@diversifynevada.com>
Subject: Re: Opportunity Zone Conference

Call me when you get a chance please.

Best Regards,

Mike

Mike Ballard
Sixty-West Funds
mballard@sixty-west.com

This transmission, including all attachments, is confidential and may contain information that is privileged. You are hereby notified that any dissemination, distribution, or copying of this communication in whole or in part is strictly prohibited. If you are not the intended recipient please notify sender immediately by return e-mail and delete from your system immediately.

On Oct 18, 2018, at 1:12 PM, Derek Armstrong <darmstrong@diversifynevada.com> wrote:

Yes and Yes. Let me connect with you tomorrow and I'll get you additional information.

From: Mike Ballard <mballard@sixty-west.com>
Sent: Thursday, October 18, 2018 11:56 AM
To: Derek Armstrong <darmstrong@diversifynevada.com>
Subject: Re: Opportunity Zone Conference

Is there more info n the internet somewhere? Could I speak or be on a panel? Could we sponsor?

Best Regards,

Mike

Mike Ballard
Sixty-West Funds
mballard@sixty-west.com

This transmission, including all attachments, is confidential and may contain information that is privileged. You are hereby notified that any dissemination, distribution, or copying of this communication in whole or in part is strictly prohibited. If you are not the intended recipient please notify sender immediately by return e-mail and delete from your system immediately.

On Oct 18, 2018, at 1:51 PM, Derek Armstrong <darmstrong@diversifynevada.com> wrote:

Mike,

Here is the link to register. https://www.eventbrite.com/e/understanding-opportunity-zones-in-nevada-registration-51345732468

AMERICAN OVERSIGHT

We will have a panel in which projects can pitch funds. We're working on a screening mechanism now to make sure the pitches will be legitimate.

Additionally, they'll be a session for each of the local jurisdictions to discuss projects in their areas.

Derek Armstrong
Deputy Director
Nevada Governor's Office of Economic Development
555 E. Washington Ave., Suite 5400, Las Vegas, NV 89101
Main: (702) 486-2700
Office: (702) 486-2709
Cell: (702) 769-2836
darmstrong@diversifynevada.com
www.diversifynevada.com

<image001.png>

From: Mike Ballard <mballard@sixty-west.com>
Sent: Thursday, October 18, 2018 11:33 AM
To: Derek Armstrong <darmstrong@diversifynevada.com>
Subject: Re: Opportunity Zone Conference

Derek:

I just heard you are hosting an Opportunity Zone Conference in November. I have put together a $200 million fund and think that a Vegas based Opportunity Zone fund should be involved.

How do I get involved or get on the program? Could you send me more info?

Best Regards,

Mike

Mike Ballard
Sixty-West Funds
mballard@sixty-west.com

This transmission, including all attachments, is confidential and may contain information that is privileged. You are hereby notified that any dissemination, distribution, or copying of this communication in whole or in part is strictly prohibited. If you are not the intended recipient please notify sender immediately by return e-mail and delete from your system immediately.

On May 4, 2018, at 2:55 PM, Derek Armstrong <darmstrong@diversifynevada.com> wrote:

Mike,

I do believe there is a strong case to make for designating the Moulin Rouge census tract as an Opportunity Zone. However, Nevada was only able to nominate 61 of over 240 low-income census tracts across the state.

I've attached what the City of Las Vegas sent to us as their priority list. The Bonanza Corridor/ Moulin Rouge was their #10th priority area. We used a combination of local priorities, known investment, and national social need and

AMERICAN OVERSIGHT

investment indexes to formulate a model for choosing 61 tracts. Unfortunately, using that model that census tract did not make the top 61. There was absolutely no intention to purposefully leave the census tract from our list.

If there is a chance to re-examine the Opportunity Zone designations in the future I will make sure to incorporate your input.

Respectfully,

Derek Armstrong
Deputy Director
Nevada Governor's Office of Economic Development
555 E. Washington Ave., Suite 5400, Las Vegas, NV 89101
Main: (702) 486-2700
Office: (702) 486-2709
Cell: (702) 769-2836
darmstrong@diversifynevada.com
www.diversifynevada.com

-----Original Message-----
From: Mike Ballard [mailto:mike@ballardconsulting.net]
Sent: Thursday, May 03, 2018 4:22 PM
To: Derek Armstrong <darmstrong@diversifynevada.com>
Cc: Mark A. Hutchison <mah@hutchlegal.com>; John Edmond <nucleusinvestments@pabsmgmt.com>
Subject: Re: Opportunity Zone - Moulin Rouge Site

Derek:

Now that you have nominated the sites, is there another comment period?

The state appears to have purposely left off one of the most important tracts for the historic African-American community, the Moulin Rouge site. The short but vibrant life of the Moulin Rouge helped the Civil Rights Movement in Las Vegas. The hotel was also the spark needed to bring an end to segregation on the Strip.

In all my discussions, the Moulin Rouge site was a high priority for inclusion by the City of Las Vegas. They are even surprised by the selection.

Why would the governor not include this site which is historic and in much need of redevelopment?

The property just fell out of escrow again on April 1. This is the most recent of many failed redevelopment tries on this property. That would be a disaster. This current owner of the property have been trying to sell it for ten years. They have had many deposits returned and or lost in that time period. Seems to me that site is a perfect candidate for redevelopment and inclusion in an opportunity zone to finally make something happen.

Consider that Bonanza Village was included and there is no need for that, it is all single family housing on large lots.

AMERICAN OVERSIGHT

Bonanza Village is the most expensive/valuable single family housing in the West-Las Vegas area. That would be very difficult for redevelopment.

Or why is the NLV Airport included? The airport is owned by the County so why give the airport this tax benefit, which pays no taxes.

It doesn't make sense. I think some folks may soon raise a stink if this isn't corrected soon.

I believe the Governor would like to include this site if he knew more of the historic background and its meaning to the African-American community. Hopefully you and he agree.

Best regards,

Mike

On Apr 23, 2018, at 8:50 AM, Derek Armstrong <darmstrong@diversifynevada.com> wrote:

Mike,

The list of tracts have been submitted. There is a list along with some preliminary maps on our website. They can be found here.http://diversifynevada.com/programs-resources/opportunity-zones

Derek Armstrong
Deputy Director
Nevada Governor's Office of Economic Development
555 E. Washington Ave., Suite 5400, Las Vegas, NV 89101
Main: (702) 486-2700
Office: (702) 486-2709
Cell: (702) 769-2836
darmstrong@diversifynevada.com
www.diversifynevada.com

<City of Las Vegas.pdf>

<SPONSORHIP COMMITTEMNT (003).docx><OZ Conference Agenda Understanding Opportunity Zones in Nevada (4ks) (003).docx>

AMERICAN OVERSIGHT

SPONSORHIP COMMITTEMNT for the
State of Nevada Opportunity Zone Conference
Understanding Opportunity Zones in Nevada
November 27th, 2018, *8:00 AM – 4:00 PM*
City of Las Vegas Council Chambers
495 S. Main Street, Las Vegas, Nevada

We invite you to join in sponsoring the Nevada Opportunity Zone Conference hosted by the Federal Reserve Bank of San Francisco, The Nevada Governor's Office of Economic Development and the State of Nevada Department of Business & Industry. For this non-profit event we are asking sponsors to commit an "up to" amount (please complete commitment form below). The Federal Reserve Bank of San Francisco is serving as the fiscal agent and will invoice sponsors immediately following the event to defray the direct costs. There are no specified sponsor levels and all sponsors will be recognized equally during the program. Suggested sponsorship starts at $1,000. Event speakers and panelists will be selected based on area of expertise, topics to be covered, and as the event schedule allows.

Sponsorship Benefits:

- Recognition in the event program with logo and contact information
- Recognition during the event
- Opportunity Funds and organizations offering professional support for Opportunity Zone development will be asked to briefly introduce themselves during the event & participate during networking lunch and reception.

We welcome your participation and support of the conference. If you would like to sponsor the event please complete the following form and return to the contact provided below.

Nevada Opportunity Zone Conference Sponsorship Commitment

Organization Name: Sixty West Funds

Organization's area of expertise: Opportunity Zones, New Markets Tax Credits, etc.

Agrees to sponsor the Nevada Opportunity Zone Conference for the amount not to exceed $1,000, to be invoiced by the Federal Reserve Bank of San Francisco after the event at the following:

Contact Information

Contact Name: Mike Ballard

Contact Phone: 702-467-0789

Contact email: mballard@sixty-west.com

Cpntact Address: 2831 St. Rose Parkway, Suite 257, Henderson NV 89052

Billing Information

Billing Contact: Dylan Acevedo

Billing phone: (573) 820-0959

Billing Email: dylan@sixty-west.com

Billing Address: 718 W. Business Hwy 60, Dexter, MO 63841

Signature: D. Michael Ballard Title: Managing Director

Please send completed forms to Karen Schnog at Kschnog@business.nv.gov Inquires: (702) 486-3755

AMERICAN OVERSIGHT

Stephanie M. Klapstein

From: Mike Ballard <mballard@sixty-west.com>
Sent: Monday, October 22, 2018 5:10 PM
To: Derek Armstrong
Subject: Re: Opportunity Zone Conference

Call me when you get a chance please.

Best Regards,

Mike

Mike Ballard
Sixty-West Funds
mballard@sixty-west.com

This transmission, including all attachments, is confidential and may contain information that is privileged. You are hereby notified that any dissemination, distribution, or copying of this communication in whole or in part is strictly prohibited. If you are not the intended recipient please notify sender immediately by return e-mail and delete from your system immediately.

On Oct 18, 2018, at 1:12 PM, Derek Armstrong <darmstrong@diversifynevada.com> wrote:

Yes and Yes. Let me connect with you tomorrow and I'll get you additional information.

From: Mike Ballard <mballard@sixty-west.com>
Sent: Thursday, October 18, 2018 11:56 AM
To: Derek Armstrong <darmstrong@diversifynevada.com>
Subject: Re: Opportunity Zone Conference

Is there more info n the internet somewhere? Could I speak or be on a panel? Could we sponsor?

Best Regards,

Mike

Mike Ballard
Sixty-West Funds
mballard@sixty-west.com

This transmission, including all attachments, is confidential and may contain information that is privileged. You are hereby notified that any dissemination, distribution, or copying of this communication in whole or in part is strictly prohibited. If you are not the intended recipient please notify sender immediately by return e-mail and delete from your system immediately.

On Oct 18, 2018, at 1:51 PM, Derek Armstrong <darmstrong@diversifynevada.com> wrote:

Mike,

AMERICAN OVERSIGHT

Here is the link to register. https://www.eventbrite.com/e/understanding-opportunity-zones-in-nevada-registration-51345732468

We will have a panel in which projects can pitch funds. We're working on a screening mechanism now to make sure the pitches will be legitimate.

Additionally, they'll be a session for each of the local jurisdictions to discuss projects in their areas.

Derek Armstrong
Deputy Director
Nevada Governor's Office of Economic Development
555 E. Washington Ave., Suite 5400, Las Vegas, NV 89101
Main: (702) 486-2700
Office: (702) 486-2709
Cell: (702) 769-2836
darmstrong@diversifynevada.com
www.diversifynevada.com

<image001.png>

From: Mike Ballard <mballard@sixty-west.com>
Sent: Thursday, October 18, 2018 11:33 AM
To: Derek Armstrong <darmstrong@diversifynevada.com>
Subject: Re: Opportunity Zone Conference

Derek:

I just heard you are hosting an Opportunity Zone Conference in November. I have put together a $200 million fund and think that a Vegas based Opportunity Zone fund should be involved.

How do I get involved or get on the program? Could you send me more info?

Best Regards,

Mike

Mike Ballard
Sixty-West Funds
mballard@sixty-west.com

This transmission, including all attachments, is confidential and may contain information that is privileged. You are hereby notified that any dissemination, distribution, or copying of this communication in whole or in part is strictly prohibited. If you are not the intended recipient please notify sender immediately by return e-mail and delete from your system immediately.

On May 4, 2018, at 2:55 PM, Derek Armstrong <darmstrong@diversifynevada.com> wrote:

Mike,

I do believe there is a strong case to make for designating the Moulin Rouge census tract as an Opportunity Zone. However, Nevada was only able to nominate 61 of over 240 low-income census tracts across the state.

AMERICAN OVERSIGHT

I've attached what the City of Las Vegas sent to us as their priority list. The Bonanza Corridor/ Moulin Rouge was their #10th priority area. We used a combination of local priorities, known investment, and national social need and investment indexes to formulate a model for choosing 61 tracts. Unfortunately, using that model that census tract did not make the top 61. There was absolutely no intention to purposefully leave the census tract from our list.

If there is a chance to re-examine the Opportunity Zone designations in the future I will make sure to incorporate your input.

Respectfully,

Derek Armstrong
Deputy Director
Nevada Governor's Office of Economic Development
555 E. Washington Ave., Suite 5400, Las Vegas, NV 89101
Main: (702) 486-2700
Office: (702) 486-2709
Cell: (702) 769-2836
darmstrong@diversifynevada.com
www.diversifynevada.com

-----Original Message-----
From: Mike Ballard [mailto:mike@ballardconsulting.net]
Sent: Thursday, May 03, 2018 4:22 PM
To: Derek Armstrong <darmstrong@diversifynevada.com>
Cc: Mark A. Hutchison <mah@hutchlegal.com>; John Edmond <nucleusinvestments@pabsmgmt.com>
Subject: Re: Opportunity Zone - Moulin Rouge Site

Derek:

Now that you have nominated the sites, is there another comment period?

The state appears to have purposely left off one of the most important tracts for the historic African-American community, the Moulin Rouge site. The short but vibrant life of the Moulin Rouge helped the Civil Rights Movement in Las Vegas. The hotel was also the spark needed to bring an end to segregation on the Strip.

In all my discussions, the Moulin Rouge site was a high priority for inclusion by the City of Las Vegas. They are even surprised by the selection.

Why would the governor not include this site which is historic and in much need of redevelopment?

The property just fell out of escrow again on April 1. This is the most recent of many failed redevelopment tries on this property. That would be a disaster. This current owner of the property have been trying to sell it for ten years. They have had many deposits returned and or lost in that time period. Seems to me that site is a perfect candidate for redevelopment and inclusion in an opportunity zone to finally make something happen.

AMERICAN OVERSIGHT

Consider that Bonanza Village was included and there is no need for that, it is all single family housing on large lots. Bonanza Village is the most expensive/valuable single family housing in the West-Las Vegas area. That would be very difficult for redevelopment.

Or why is the NLV Airport included? The airport is owned by the County so why give the airport this tax benefit, which pays no taxes.

It doesn't make sense. I think some folks may soon raise a stink if this isn't corrected soon.

I believe the Governor would like to include this site if he knew more of the historic background and its meaning to the African-American community. Hopefully you and he agree.

Best regards,

Mike

On Apr 23, 2018, at 8:50 AM, Derek Armstrong <darmstrong@diversifynevada.com> wrote:

Mike,

The list of tracts have been submitted. There is a list along with some preliminary maps on our website. They can be found here.http://diversifynevada.com/programs-resources/opportunity-zones

Derek Armstrong
Deputy Director
Nevada Governor's Office of Economic Development
555 E. Washington Ave., Suite 5400, Las Vegas, NV 89101
Main: (702) 486-2700
Office: (702) 486-2709
Cell: (702) 769-2836
darmstrong@diversifynevada.com
www.diversifynevada.com

<City of Las Vegas.pdf>

AMERICAN OVERSIGHT

Stephanie M. Klapstein

From: KSchnog@business.nv.gov
Sent: Friday, October 19, 2018 8:08 AM
To: darmstrong@diversifynevada.com
Subject: RE: Opportunity Zone Conference

Derek,
Absolutely if he has a fund established. A couple questions:

1. Do you think there should be a specific limit on the number of funds we have up front on the panel (8 to 10)? (this is for the "Tank" part of the program where panels introduce themselves for a few min and then some screened projects present their ideas and get feedback from funds).
2. If so do you have a thoughts on how to choose these funds if we have more than 10 who want to participate? For example:
    a. Some measure of their equitable development and socially conscious development (at least for some of the funds represented)
    b. What type of projects they fund (housing, retail, operating businesses, …)
    c. Size of funds
    d. Location of fund or investment focus (regional, local, national – do we want to get some national here)?
    e. Should they have to have a minimum sponsorship amount? To participate? (I was originally saying no on this but want to get feedback because were talking $500 to $1000).

Let me know your thoughts or we can have a quick phone conversation.

Karen Schnog, Management Analyst
State of Nevada Department of Business & Industry
3300 W. Sahara, Suite 425, Las Vegas, NV. 89102
Direct: (702) 486-3755; Email: kschnog@business.nv.gov
Web: www.business.nv.gov

From: Derek Armstrong
Sent: Thursday, October 18, 2018 1:13 PM
To: Karen Schnog <KSchnog@business.nv.gov>
Subject: FW: Opportunity Zone Conference

Karen,

Could Mike be on the afternoon panel?

From: Mike Ballard <mballard@sixty-west.com>
Sent: Thursday, October 18, 2018 11:56 AM
To: Derek Armstrong <darmstrong@diversifynevada.com>
Subject: Re: Opportunity Zone Conference

Is there more info n the internet somewhere? Could I speak or be on a panel? Could we sponsor?

AMERICAN OVERSIGHT

Best Regards,

Mike

Mike Ballard
Sixty-West Funds
mballard@sixty-west.com

This transmission, including all attachments, is confidential and may contain information that is privileged. You are hereby notified that any dissemination, distribution, or copying of this communication in whole or in part is strictly prohibited. If you are not the intended recipient please notify sender immediately by return e-mail and delete from your system immediately.

On Oct 18, 2018, at 1:51 PM, Derek Armstrong <darmstrong@diversifynevada.com> wrote:

Mike,

Here is the link to register. https://www.eventbrite.com/e/understanding-opportunity-zones-in-nevada-registration-51345732468

We will have a panel in which projects can pitch funds. We're working on a screening mechanism now to make sure the pitches will be legitimate.

Additionally, they'll be a session for each of the local jurisdictions to discuss projects in their areas.

Derek Armstrong
Deputy Director
Nevada Governor's Office of Economic Development
555 E. Washington Ave., Suite 5400, Las Vegas, NV 89101
Main: (702) 486-2700
Office: (702) 486-2709
Cell: (702) 769-2836
darmstrong@diversifynevada.com
www.diversifynevada.com

<image001.png>

From: Mike Ballard <mballard@sixty-west.com>
Sent: Thursday, October 18, 2018 11:33 AM
To: Derek Armstrong <darmstrong@diversifynevada.com>
Subject: Re: Opportunity Zone Conference

Derek:

I just heard you are hosting an Opportunity Zone Conference in November. I have put together a $200 million fund and think that a Vegas based Opportunity Zone fund should be involved.

How do I get involved or get on the program? Could you send me more info?

Best Regards,

AMERICAN OVERSIGHT

Mike

Mike Ballard
Sixty-West Funds
mballard@sixty-west.com

This transmission, including all attachments, is confidential and may contain information that is privileged. You are hereby notified that any dissemination, distribution, or copying of this communication in whole or in part is strictly prohibited. If you are not the intended recipient please notify sender immediately by return e-mail and delete from your system immediately.

On May 4, 2018, at 2:55 PM, Derek Armstrong <darmstrong@diversifynevada.com> wrote:

Mike,

I do believe there is a strong case to make for designating the Moulin Rouge census tract as an Opportunity Zone. However, Nevada was only able to nominate 61 of over 240 low-income census tracts across the state.

I've attached what the City of Las Vegas sent to us as their priority list. The Bonanza Corridor/ Moulin Rouge was their #10th priority area. We used a combination of local priorities, known investment, and national social need and investment indexes to formulate a model for choosing 61 tracts. Unfortunately, using that model that census tract did not make the top 61. There was absolutely no intention to purposefully leave the census tract from our list.

If there is a chance to re-examine the Opportunity Zone designations in the future I will make sure to incorporate your input.

Respectfully,

Derek Armstrong
Deputy Director
Nevada Governor's Office of Economic Development
555 E. Washington Ave., Suite 5400, Las Vegas, NV 89101
Main: (702) 486-2700
Office: (702) 486-2709
Cell: (702) 769-2836
darmstrong@diversifynevada.com
www.diversifynevada.com

-----Original Message-----
From: Mike Ballard [mailto:mike@ballardconsulting.net]
Sent: Thursday, May 03, 2018 4:22 PM
To: Derek Armstrong <darmstrong@diversifynevada.com>
Cc: Mark A. Hutchison <mah@hutchlegal.com>; John Edmond <nucleusinvestments@pabsmgmt.com>
Subject: Re: Opportunity Zone - Moulin Rouge Site

AMERICAN OVERSIGHT

Derek:

Now that you have nominated the sites, is there another comment period?

The state appears to have purposely left off one of the most important tracts for the historic African-American community, the Moulin Rouge site. The short but vibrant life of the Moulin Rouge helped the Civil Rights Movement in Las Vegas. The hotel was also the spark needed to bring an end to segregation on the Strip.

In all my discussions, the Moulin Rouge site was a high priority for inclusion by the City of Las Vegas. They are even surprised by the selection.

Why would the governor not include this site which is historic and in much need of redevelopment?

The property just fell out of escrow again on April 1. This is the most recent of many failed redevelopment tries on this property. That would be a disaster. This current owner of the property have been trying to sell it for ten years. They have had many deposits returned and or lost in that time period. Seems to me that site is a perfect candidate for redevelopment and inclusion in an opportunity zone to finally make something happen.

Consider that Bonanza Village was included and there is no need for that, it is all single family housing on large lots. Bonanza Village is the most expensive/valuable single family housing in the West-Las Vegas area. That would be very difficult for redevelopment.

Or why is the NLV Airport included? The airport is owned by the County so why give the airport this tax benefit, which pays no taxes.

It doesn't make sense. I think some folks may soon raise a stink if this isn't corrected soon.

I believe the Governor would like to include this site if he knew more of the historic background and its meaning to the African-American community. Hopefully you and he agree.

Best regards,

Mike

On Apr 23, 2018, at 8:50 AM, Derek Armstrong <darmstrong@diversifynevada.com> wrote:

Mike,

The list of tracts have been submitted. There is a list along with some preliminary maps on our website. They can be found here.http://diversifynevada.com/programs-resources/opportunity-zones

Derek Armstrong
Deputy Director
Nevada Governor's Office of Economic Development
555 E. Washington Ave., Suite 5400, Las Vegas, NV 89101
Main: (702) 486-2700
Office: (702) 486-2709
Cell: (702) 769-2836
darmstrong@diversifynevada.com
www.diversifynevada.com

AMERICAN OVERSIGHT

<City of Las Vegas.pdf>

AMERICAN OVERSIGHT

Stephanie M. Klapstein

From: Mike Ballard <mballard@sixty-west.com>
Sent: Thursday, October 18, 2018 11:56 AM
To: Derek Armstrong
Subject: Re: Opportunity Zone Conference

Is there more info n the internet somewhere? Could I speak or be on a panel? Could we sponsor?

Best Regards,

Mike

Mike Ballard
Sixty-West Funds
mballard@sixty-west.com

This transmission, including all attachments, is confidential and may contain information that is privileged. You are hereby notified that any dissemination, distribution, or copying of this communication in whole or in part is strictly prohibited. If you are not the intended recipient please notify sender immediately by return e-mail and delete from your system immediately.

On Oct 18, 2018, at 1:51 PM, Derek Armstrong <darmstrong@diversifynevada.com> wrote:

Mike,

Here is the link to register. https://www.eventbrite.com/e/understanding-opportunity-zones-in-nevada-registration-51345732468

We will have a panel in which projects can pitch funds. We're working on a screening mechanism now to make sure the pitches will be legitimate.

Additionally, they'll be a session for each of the local jurisdictions to discuss projects in their areas.

Derek Armstrong
Deputy Director
Nevada Governor's Office of Economic Development
555 E. Washington Ave., Suite 5400, Las Vegas, NV 89101
Main: (702) 486-2700
Office: (702) 486-2709
Cell: (702) 769-2836
darmstrong@diversifynevada.com
www.diversifynevada.com

<image001.png>

From: Mike Ballard <mballard@sixty-west.com>
Sent: Thursday, October 18, 2018 11:33 AM

AMERICAN OVERSIGHT

To: Derek Armstrong <darmstrong@diversifynevada.com>
Subject: Re: Opportunity Zone Conference

Derek:

I just heard you are hosting an Opportunity Zone Conference in November. I have put together a $200 million fund and think that a Vegas based Opportunity Zone fund should be involved.

How do I get involved or get on the program? Could you send me more info?

Best Regards,

Mike

Mike Ballard
Sixty-West Funds
mballard@sixty-west.com

This transmission, including all attachments, is confidential and may contain information that is privileged. You are hereby notified that any dissemination, distribution, or copying of this communication in whole or in part is strictly prohibited. If you are not the intended recipient please notify sender immediately by return e-mail and delete from your system immediately.

On May 4, 2018, at 2:55 PM, Derek Armstrong <darmstrong@diversifynevada.com> wrote:

Mike,

I do believe there is a strong case to make for designating the Moulin Rouge census tract as an Opportunity Zone. However, Nevada was only able to nominate 61 of over 240 low-income census tracts across the state.

I've attached what the City of Las Vegas sent to us as their priority list. The Bonanza Corridor/ Moulin Rouge was their #10th priority area. We used a combination of local priorities, known investment, and national social need and investment indexes to formulate a model for choosing 61 tracts. Unfortunately, using that model that census tract did not make the top 61. There was absolutely no intention to purposefully leave the census tract from our list.

If there is a chance to re-examine the Opportunity Zone designations in the future I will make sure to incorporate your input.

Respectfully,

Derek Armstrong
Deputy Director
Nevada Governor's Office of Economic Development
555 E. Washington Ave., Suite 5400, Las Vegas, NV 89101
Main: (702) 486-2700
Office: (702) 486-2709
Cell: (702) 769-2836
darmstrong@diversifynevada.com
www.diversifynevada.com

AMERICAN OVERSIGHT

-----Original Message-----
From: Mike Ballard [mailto:mike@ballardconsulting.net]
Sent: Thursday, May 03, 2018 4:22 PM
To: Derek Armstrong <darmstrong@diversifynevada.com>
Cc: Mark A. Hutchison <mah@hutchlegal.com>; John Edmond <nucleusinvestments@pabsmgmt.com>
Subject: Re: Opportunity Zone - Moulin Rouge Site

Derek:

Now that you have nominated the sites, is there another comment period?

The state appears to have purposely left off one of the most important tracts for the historic African-American community, the Moulin Rouge site. The short but vibrant life of the Moulin Rouge helped the Civil Rights Movement in Las Vegas. The hotel was also the spark needed to bring an end to segregation on the Strip.

In all my discussions, the Moulin Rouge site was a high priority for inclusion by the City of Las Vegas. They are even surprised by the selection.

Why would the governor not include this site which is historic and in much need of redevelopment?

The property just fell out of escrow again on April 1. This is the most recent of many failed redevelopment tries on this property. That would be a disaster. This current owner of the property have been trying to sell it for ten years. They have had many deposits returned and or lost in that time period. Seems to me that site is a perfect candidate for redevelopment and inclusion in an opportunity zone to finally make something happen.

Consider that Bonanza Village was included and there is no need for that, it is all single family housing on large lots. Bonanza Village is the most expensive/valuable single family housing in the West-Las Vegas area. That would be very difficult for redevelopment.

Or why is the NLV Airport included? The airport is owned by the County so why give the airport this tax benefit, which pays no taxes.

It doesn't make sense. I think some folks may soon raise a stink if this isn't corrected soon.

I believe the Governor would like to include this site if he knew more of the historic background and its meaning to the African-American community. Hopefully you and he agree.

Best regards,

Mike

On Apr 23, 2018, at 8:50 AM, Derek Armstrong <darmstrong@diversifynevada.com> wrote:

Mike,

The list of tracts have been submitted. There is a list along with some preliminary maps on our website. They can be found here.http://diversifynevada.com/programs-resources/opportunity-zones

AMERICAN OVERSIGHT

Derek Armstrong
Deputy Director
Nevada Governor's Office of Economic Development
555 E. Washington Ave., Suite 5400, Las Vegas, NV 89101
Main: (702) 486-2700
Office: (702) 486-2709
Cell: (702) 769-2836
darmstrong@diversifynevada.com
www.diversifynevada.com

<City of Las Vegas.pdf>

AMERICAN OVERSIGHT

Stephanie M. Klapstein

From: KSchnog@business.nv.gov
Sent: Wednesday, October 24, 2018 12:32 PM
To: mballard@sixty-west.com
Cc: darmstrong@diversifynevada.com
Subject: RE: Opportunity Zone Conference
Attachments: SPONSORHIP COMMITTEMNT Nevada OZ Conference.pdf

Hi Mike,

I am happy to answer any questions you have about the NV OZ Conference, and would welcome your sponsorship and participation.

As Derek mentioned, we will have a specific session for O-Funds to briefly present their investment philosophy and then vetted projects will also be part of this session called "The Tank".

We are actively seeking sponsors which will include recognition at the conference and logo in the program. To sponsor please complete the attached form (it is a bit unusual given our non-profit format).

If you have further questions feel free to contact me at the number below.

Best,

Karen Schnog, Management Analyst
State of Nevada Department of Business & Industry
3300 W. Sahara, Suite 425, Las Vegas, NV. 89102
Direct: (702) 486-3755; Email: kschnog@business.nv.gov
Web: www.business.nv.gov

From: Derek Armstrong
Sent: Wednesday, October 24, 2018 9:39 AM
To: Mike Ballard <mballard@sixty-west.com>
Cc: Karen Schnog <KSchnog@business.nv.gov>
Subject: RE: Opportunity Zone Conference

Mike,

Here is the draft agenda and the sponsorship form. Additionally, I am including Karen Schnog Business and Industry who is doing a lot of the heavy lifting to put on the conference.

Derek Armstrong
Deputy Director
Nevada Governor's Office of Economic Development
555 E. Washington Ave., Suite 5400, Las Vegas, NV 89101
Main: (702) 486-2700
Office: (702) 486-2709

AMERICAN OVERSIGHT

Cell: (702) 769-2836
darmstrong@diversifynevada.com
www.diversifynevada.com

Nevada Governor's Office of
ECONOMIC DEVELOPMENT
Empowering Success

From: Mike Ballard <mballard@sixty-west.com>
Sent: Monday, October 22, 2018 5:10 PM
To: Derek Armstrong <darmstrong@diversifynevada.com>
Subject: Re: Opportunity Zone Conference

Call me when you get a chance please.

Best Regards,

Mike

Mike Ballard
Sixty-West Funds
mballard@sixty-west.com

This transmission, including all attachments, is confidential and may contain information that is privileged. You are hereby notified that any dissemination, distribution, or copying of this communication in whole or in part is strictly prohibited. If you are not the intended recipient please notify sender immediately by return e-mail and delete from your system immediately.

On Oct 18, 2018, at 1:12 PM, Derek Armstrong <darmstrong@diversifynevada.com> wrote:

Yes and Yes. Let me connect with you tomorrow and I'll get you additional information.

From: Mike Ballard <mballard@sixty-west.com>
Sent: Thursday, October 18, 2018 11:56 AM
To: Derek Armstrong <darmstrong@diversifynevada.com>
Subject: Re: Opportunity Zone Conference

Is there more info n the internet somewhere? Could I speak or be on a panel? Could we sponsor?

Best Regards,

Mike

Mike Ballard
Sixty-West Funds
mballard@sixty-west.com

This transmission, including all attachments, is confidential and may contain information that is privileged. You are hereby notified that any dissemination, distribution, or copying of this communication in whole or in part is strictly prohibited. If you are not the intended recipient please notify sender immediately by return e-mail and delete from your system immediately.

AMERICAN OVERSIGHT

On Oct 18, 2018, at 1:51 PM, Derek Armstrong <darmstrong@diversifynevada.com> wrote:

Mike,

Here is the link to register. https://www.eventbrite.com/e/understanding-opportunity-zones-in-nevada-registration-51345732468

We will have a panel in which projects can pitch funds. We're working on a screening mechanism now to make sure the pitches will be legitimate.

Additionally, they'll be a session for each of the local jurisdictions to discuss projects in their areas.

Derek Armstrong
Deputy Director
Nevada Governor's Office of Economic Development
555 E. Washington Ave., Suite 5400, Las Vegas, NV 89101
Main: (702) 486-2700
Office: (702) 486-2709
Cell: (702) 769-2836
darmstrong@diversifynevada.com
www.diversifynevada.com

<image001.png>

From: Mike Ballard <mballard@sixty-west.com>
Sent: Thursday, October 18, 2018 11:33 AM
To: Derek Armstrong <darmstrong@diversifynevada.com>
Subject: Re: Opportunity Zone Conference

Derek:

I just heard you are hosting an Opportunity Zone Conference in November. I have put together a $200 million fund and think that a Vegas based Opportunity Zone fund should be involved.

How do I get involved or get on the program? Could you send me more info?

Best Regards,

Mike

Mike Ballard
Sixty-West Funds
mballard@sixty-west.com

This transmission, including all attachments, is confidential and may contain information that is privileged. You are hereby notified that any dissemination, distribution, or copying of this communication in whole or in part is strictly prohibited. If you are not the intended recipient please notify sender immediately by return e-mail and delete from your system immediately.

On May 4, 2018, at 2:55 PM, Derek Armstrong <darmstrong@diversifynevada.com> wrote:

AMERICAN OVERSIGHT

Mike,

I do believe there is a strong case to make for designating the Moulin Rouge census tract as an Opportunity Zone. However, Nevada was only able to nominate 61 of over 240 low-income census tracts across the state.

I've attached what the City of Las Vegas sent to us as their priority list. The Bonanza Corridor/ Moulin Rouge was their #10th priority area. We used a combination of local priorities, known investment, and national social need and investment indexes to formulate a model for choosing 61 tracts. Unfortunately, using that model that census tract did not make the top 61. There was absolutely no intention to purposefully leave the census tract from our list.

If there is a chance to re-examine the Opportunity Zone designations in the future I will make sure to incorporate your input.

Respectfully,

Derek Armstrong
Deputy Director
Nevada Governor's Office of Economic Development
555 E. Washington Ave., Suite 5400, Las Vegas, NV 89101
Main: (702) 486-2700
Office: (702) 486-2709
Cell: (702) 769-2836
darmstrong@diversifynevada.com
www.diversifynevada.com

-----Original Message-----
From: Mike Ballard [mailto:mike@ballardconsulting.net]
Sent: Thursday, May 03, 2018 4:22 PM
To: Derek Armstrong <darmstrong@diversifynevada.com>
Cc: Mark A. Hutchison <mah@hutchlegal.com>; John Edmond <nucleusinvestments@pabsmgmt.com>
Subject: Re: Opportunity Zone - Moulin Rouge Site

Derek:

Now that you have nominated the sites, is there another comment period?

The state appears to have purposely left off one of the most important tracts for the historic African-American community, the Moulin Rouge site. The short but vibrant life of the Moulin Rouge helped the Civil Rights Movement in Las Vegas. The hotel was also the spark needed to bring an end to segregation on the Strip.

In all my discussions, the Moulin Rouge site was a high priority for inclusion by the City of Las Vegas. They are even surprised by the selection.

Why would the governor not include this site which is historic and in much need of redevelopment?

AMERICAN OVERSIGHT

The property just fell out of escrow again on April 1. This is the most recent of many failed redevelopment tries on this property. That would be a disaster. This current owner of the property have been trying to sell it for ten years. They have had many deposits returned and or lost in that time period. Seems to me that site is a perfect candidate for redevelopment and inclusion in an opportunity zone to finally make something happen.

Consider that Bonanza Village was included and there is no need for that, it is all single family housing on large lots. Bonanza Village is the most expensive/valuable single family housing in the West-Las Vegas area. That would be very difficult for redevelopment.

Or why is the NLV Airport included? The airport is owned by the County so why give the airport this tax benefit, which pays no taxes.

It doesn't make sense. I think some folks may soon raise a stink if this isn't corrected soon.

I believe the Governor would like to include this site if he knew more of the historic background and its meaning to the African-American community. Hopefully you and he agree.

Best regards,

Mike

On Apr 23, 2018, at 8:50 AM, Derek Armstrong <darmstrong@diversifynevada.com> wrote:

Mike,

The list of tracts have been submitted. There is a list along with some preliminary maps on our website. They can be found here.http://diversifynevada.com/programs-resources/opportunity-zones

Derek Armstrong
Deputy Director
Nevada Governor's Office of Economic Development
555 E. Washington Ave., Suite 5400, Las Vegas, NV 89101
Main: (702) 486-2700
Office: (702) 486-2709
Cell: (702) 769-2836
darmstrong@diversifynevada.com
www.diversifynevada.com

<City of Las Vegas.pdf>

AMERICAN OVERSIGHT

SPONSORHIP COMMITTEMNT for the
State of Nevada Opportunity Zone Conference
Understanding Opportunity Zones in Nevada

November 27th, 2018, *8:00 AM – 4:00 PM*

City of Las Vegas Council Chambers
495 S. Main Street, Las Vegas, Nevada

We invite you to join in sponsoring the Nevada Opportunity Zone Conference hosted by the Federal Reserve Bank of San Francisco, The Nevada Governor's Office of Economic Development and the State of Nevada Department of Business & Industry. For this non-profit event we are asking sponsors to commit an "up to" amount (please complete commitment form below). The Federal Reserve Bank of San Francisco is serving as the fiscal agent and will invoice sponsors immediately following the event to defray the direct costs. There are no specified sponsor levels and all sponsors will be recognized equally during the program. Suggested sponsorship starts at $1,000. Event speakers and panelists will be selected based on area of expertise, topics to be covered, and as the event schedule allows.

Sponsorship Benefits:

- Recognition in the event program with logo and contact information
- Recognition during the event
- Opportunity Funds and organizations offering professional support for Opportunity Zone development will be asked to briefly introduce themselves during the event and participate during networking lunch and reception.

We welcome your participation and support of the conference. If you would like to sponsor the event please complete the following form and return to the contact provided below.

Nevada Opportunity Zone Conference Sponsorship Commitment

Organization Name: _____

Organization's area of expertise: _____

Agrees to sponsor the Nevada Opportunity Zone Conference for the amount not to exceed $_____, to be invoiced by the Federal Reserve Bank of San Francisco after the event at the following:

Contact Name: _____ Contact Phone: _____

Contact email: _____

Address: _____

_____

Signature: _____ Title: _____

Please send completed forms to Karen Schnog at Kschnog@business.nv.gov Inquires: (702) 486-3755

AMERICAN OVERSIGHT

Stephanie M. Klapstein

From: Paul Anderson <paul.anderson@diversifynevada.com>
Sent: Monday, March 19, 2018 10:38 AM
To: Christina Davis
Cc: Andrew Clinger
Subject: RE: Opportunity Zone Conference Call

Good path and I'll arrange. Thank you.

Paul Anderson
Executive Director
Nevada Governor's Office of Economic Development
555 E. Washington Suite 5400
Las Vegas, Nevada 89101
paul.anderson@diversifynevada.com
Tel.: 702-486-2700

Nevada Governor's Office of
ECONOMIC DEVELOPMENT
Empowering Success

From: Christina Davis
Sent: Monday, March 19, 2018 10:29 AM
To: Paul Anderson <paul.anderson@diversifynevada.com>
Cc: Andrew Clinger <aclinger@gov.nv.gov>
Subject: FW: Opportunity Zone Conference Call

Good morning Paul – Governor agrees with Andrew's suggestion below, in that they should meet with you and your folks. Can you reach out to Mayor Goodman's office to arrange? Thanks!

Christina Davis
Special Assistant to the Governor
Nevada Governor Brian Sandoval

From: Andrew Clinger
Sent: Thursday, March 15, 2018 3:37 PM
To: Christina Davis <cmdavis@gov.nv.gov>
Subject: Re: Opportunity Zone Conference Call

Yes, it is. My recommendation is to send them to GOED unless he really wants to meet with them. I'm happy to participate either way.

Andrew Clinger
Senior Advisor
Office of Governor Brian Sandoval
101 North Carson Street

AMERICAN OVERSIGHT

Carson City, NV 89701
T: 775-684-5670|D: 775-684-5667|F: 775-684-5683|E: aclinger@gov.nv.gov

On Mar 15, 2018, at 3:34 PM, Christina Davis <cmdavis@gov.nv.gov> wrote:

> Is this the same "opportunity zones" that you were mentioning in Leadership yesterday?
>
> *Christina Davis*
> *Special Assistant to the Governor*
> *Nevada Governor Brian Sandoval*
>
> ---
>
> **From:** Esthefany Arochi [mailto:earochi@LasVegasNevada.GOV]
> **Sent:** Thursday, March 15, 2018 2:46 PM
> **To:** Christina Davis <cmdavis@gov.nv.gov>
> **Subject:** Opportunity Zone Conference Call
> **Importance:** High
>
> Hi Christina,
>
> I am reaching out to you on behalf of Mayor Goodman of Las Vegas in regards to setting up a conference call with Governor Sandoval. The Mayor along with Mayor Pro Tempore, Lois Tarkanian and Economic Development Director, Bill Arent would like to speak to the Governor regarding Opportunity Zones in the city of Las Vegas.
>
> I look forward to hearing from you so we can work on setting up a time that is convenient for the Governor.
>
> Thank you,
> **Esthefany Arochi**
> Special Assistant to Mayor Goodman
> Office of the Mayor
> **Phone: 702-229-6241**
> **Fax: 702-385-7960**
> 495 S. Main St. | Las Vegas, NV 89101
> <image001.jpg>
> lasvegasnevada.gov

AMERICAN OVERSIGHT

Stephanie M. Klapstein

From: KSchnog@business.nv.gov
Sent: Tuesday, November 06, 2018 8:08 PM
To: mballard@sixty-west.com; darmstrong@diversifynevada.com
Subject: RE: Opportunity Zone Conference

Hello Mike,

Great to hear from you! We are happy to include you and Sixty-West Funds in the program! Will you be the presenter we should put on the agenda? I will email our team member who is coordinating the agenda right away to add your fund and name. This may take a day or two. I do appologize for the delay, I don't recall receiving your confirmation regarding your participation in the program as an O-fund before today, but I may have missed it.

We are also thankful for your sponsorship of the program! Please send your logo so we can include it in the event program.

Please let me know if you have additional questions. I am in Dallas this week for an O-Zone and community development conference, so if you would like to talk further please call me on my cell at (702) 327-0610 (and forgive my limited email access and typos).

We also would greately appreciate your sharing the event invite with anyone you think would be interested in attending the conference.

Finally, when you get a chance please forward your bio and photo that we should include in the program.

Thank you again Mike for participating in and sponsoring the conference!

Sincerely,

Karen Schnog
Management Analyst
Department of Business & Industry
Office of Business Finance and Planning
3300 W. Sahara Ave., Suite 250
Las Vegas, NV. 89101
Phone: (702) 486-3755
Twitter: @NVBizAdvocate
Web: www.business.nv.gov<http://www.business.nv.gov/>

_____

From: Mike Ballard [mballard@sixty-west.com]
Sent: Tuesday, November 6, 2018 6:30 PM
To: Derek Armstrong
Cc: Karen Schnog
Subject: Re: Opportunity Zone Conference

Karen:

A few weeks ago right after Derek sent this information, we completed all the forms. I have attached it for your reference. We are excited to participate.

AMERICAN OVERSIGHT

We have a pretty good list for Nevada and are comfortable we could draw numerous attendees to the event. However, we are reluctant to do an emailing until you can get our name on the site. We noticed that we aren't on the agenda<https://www.frbsf.org/community-development/files/understanding-opportunity-zones-in-nevada-agenda.pdf> yet. How long until you have that updated?

Best Regards,

Mike

Mike Ballard
Sixty-West Funds
mballard@sixty-west.com<mailto:mballard@sixty-west.com>

Visit us on the web at www.sixtywestfunds.com<http://www.sixtywestfunds.com>.

This transmission, including all attachments, is confidential and may contain information that is privileged. You are hereby notified that any dissemination, distribution, or copying of this communication in whole or in part is strictly prohibited. If you are not the intended recipient please notify sender immediately by return e-mail and delete from your system immediately.

On Oct 24, 2018, at 9:39 AM, Derek Armstrong <darmstrong@diversifynevada.com<mailto:darmstrong@diversifynevada.com>> wrote:

Mike,

Here is the draft agenda and the sponsorship form. Additionally, I am including Karen Schnog Business and Industry who is doing a lot of the heavy lifting to put on the conference.

Derek Armstrong
Deputy Director
Nevada Governor's Office of Economic Development
555 E. Washington Ave., Suite 5400, Las Vegas, NV 89101
Main: (702) 486-2700
Office: (702) 486-2709
Cell: (702) 769-2836
darmstrong@diversifynevada.com<mailto:darmstrong@diversifynevada.com>
www.diversifynevada.com<http://www.diversifynevada.com/>

<image001.png>

From: Mike Ballard <mballard@sixty-west.com<mailto:mballard@sixty-west.com>>
Sent: Monday, October 22, 2018 5:10 PM
To: Derek Armstrong <darmstrong@diversifynevada.com<mailto:darmstrong@diversifynevada.com>>
Subject: Re: Opportunity Zone Conference

Call me when you get a chance please.

Best Regards,

AMERICAN OVERSIGHT

Mike

Mike Ballard
Sixty-West Funds
mballard@sixty-west.com<mailto:mballard@sixty-west.com>

This transmission, including all attachments, is confidential and may contain information that is privileged. You are hereby notified that any dissemination, distribution, or copying of this communication in whole or in part is strictly prohibited. If you are not the intended recipient please notify sender immediately by return e-mail and delete from your system immediately.

On Oct 18, 2018, at 1:12 PM, Derek Armstrong <darmstrong@diversifynevada.com<mailto:darmstrong@diversifynevada.com>> wrote:

Yes and Yes. Let me connect with you tomorrow and I'll get you additional information.

From: Mike Ballard <mballard@sixty-west.com<mailto:mballard@sixty-west.com>>
Sent: Thursday, October 18, 2018 11:56 AM
To: Derek Armstrong <darmstrong@diversifynevada.com<mailto:darmstrong@diversifynevada.com>>
Subject: Re: Opportunity Zone Conference

Is there more info n the internet somewhere? Could I speak or be on a panel? Could we sponsor?

Best Regards,

Mike

Mike Ballard
Sixty-West Funds
mballard@sixty-west.com<mailto:mballard@sixty-west.com>

This transmission, including all attachments, is confidential and may contain information that is privileged. You are hereby notified that any dissemination, distribution, or copying of this communication in whole or in part is strictly prohibited. If you are not the intended recipient please notify sender immediately by return e-mail and delete from your system immediately.

On Oct 18, 2018, at 1:51 PM, Derek Armstrong <darmstrong@diversifynevada.com<mailto:darmstrong@diversifynevada.com>> wrote:

Mike,

Here is the link to register. https://www.eventbrite.com/e/understanding-opportunity-zones-in-nevada-registration-51345732468

We will have a panel in which projects can pitch funds. We're working on a screening mechanism now to make sure the pitches will be legitimate.

Additionally, they'll be a session for each of the local jurisdictions to discuss projects in their areas.

AMERICAN OVERSIGHT

Derek Armstrong
Deputy Director
Nevada Governor's Office of Economic Development
555 E. Washington Ave., Suite 5400, Las Vegas, NV 89101
Main: (702) 486-2700
Office: (702) 486-2709
Cell: (702) 769-2836
darmstrong@diversifynevada.com<mailto:darmstrong@diversifynevada.com>
www.diversifynevada.com<http://www.diversifynevada.com/>

<image001.png>

From: Mike Ballard <mballard@sixty-west.com<mailto:mballard@sixty-west.com>>
Sent: Thursday, October 18, 2018 11:33 AM
To: Derek Armstrong <darmstrong@diversifynevada.com<mailto:darmstrong@diversifynevada.com>>
Subject: Re: Opportunity Zone Conference

Derek:

I just heard you are hosting an Opportunity Zone Conference in November. I have put together a $200 million fund and think that a Vegas based Opportunity Zone fund should be involved.

How do I get involved or get on the program? Could you send me more info?

Best Regards,

Mike

Mike Ballard
Sixty-West Funds
mballard@sixty-west.com<mailto:mballard@sixty-west.com>

This transmission, including all attachments, is confidential and may contain information that is privileged. You are hereby notified that any dissemination, distribution, or copying of this communication in whole or in part is strictly prohibited. If you are not the intended recipient please notify sender immediately by return e-mail and delete from your system immediately.

On May 4, 2018, at 2:55 PM, Derek Armstrong
<darmstrong@diversifynevada.com<mailto:darmstrong@diversifynevada.com>> wrote:

Mike,

I do believe there is a strong case to make for designating the Moulin Rouge census tract as an Opportunity Zone. However, Nevada was only able to nominate 61 of over 240 low-income census tracts across the state.

I've attached what the City of Las Vegas sent to us as their priority list. The Bonanza Corridor/ Moulin Rouge was their #10th priority area. We used a combination of local priorities, known investment, and national social need and investment indexes to formulate a model for choosing 61 tracts. Unfortunately, using that model that census tract did not make the top 61. There was absolutely no intention to purposefully leave the census tract from our list.

AMERICAN OVERSIGHT

If there is a chance to re-examine the Opportunity Zone designations in the future I will make sure to incorporate your input.

Respectfully,

Derek Armstrong
Deputy Director
Nevada Governor's Office of Economic Development
555 E. Washington Ave., Suite 5400, Las Vegas, NV 89101
Main: (702) 486-2700
Office: (702) 486-2709
Cell: (702) 769-2836
darmstrong@diversifynevada.com<mailto:darmstrong@diversifynevada.com>
www.diversifynevada.com<http://www.diversifynevada.com/>

-----Original Message-----
From: Mike Ballard [mailto:mike@ballardconsulting.net]
Sent: Thursday, May 03, 2018 4:22 PM
To: Derek Armstrong <darmstrong@diversifynevada.com<mailto:darmstrong@diversifynevada.com>>
Cc: Mark A. Hutchison <mah@hutchlegal.com<mailto:mah@hutchlegal.com>>; John Edmond <nucleusinvestments@pabsmgmt.com<mailto:nucleusinvestments@pabsmgmt.com>>
Subject: Re: Opportunity Zone - Moulin Rouge Site

Derek:

Now that you have nominated the sites, is there another comment period?

The state appears to have purposely left off one of the most important tracts for the historic African-American community, the Moulin Rouge site. The short but vibrant life of the Moulin Rouge helped the Civil Rights Movement in Las Vegas. The hotel was also the spark needed to bring an end to segregation on the Strip.

In all my discussions, the Moulin Rouge site was a high priority for inclusion by the City of Las Vegas. They are even surprised by the selection.

Why would the governor not include this site which is historic and in much need of redevelopment?

The property just fell out of escrow again on April 1. This is the most recent of many failed redevelopment tries on this property. That would be a disaster. This current owner of the property have been trying to sell it for ten years. They have had many deposits returned and or lost in that time period. Seems to me that site is a perfect candidate for redevelopment and inclusion in an opportunity zone to finally make something happen.

AMERICAN OVERSIGHT

NV-DA-20-0615-A-005422

Consider that Bonanza Village was included and there is no need for that, it is all single family housing on large lots. Bonanza Village is the most expensive/valuable single family housing in the West-Las Vegas area. That would be very difficult for redevelopment.

Or why is the NLV Airport included? The airport is owned by the County so why give the airport this tax benefit, which pays no taxes.

It doesn't make sense. I think some folks may soon raise a stink if this isn't corrected soon.

I believe the Governor would like to include this site if he knew more of the historic background and its meaning to the African-American community. Hopefully you and he agree.

Best regards,

Mike

On Apr 23, 2018, at 8:50 AM, Derek Armstrong <darmstrong@diversifynevada.com<mailto:darmstrong@diversifynevada.com>> wrote:

Mike,

The list of tracts have been submitted. There is a list along with some preliminary maps on our website. They can be found here.http://diversifynevada.com/programs-resources/opportunity-zones

Derek Armstrong
Deputy Director
Nevada Governor's Office of Economic Development
555 E. Washington Ave., Suite 5400, Las Vegas, NV 89101
Main: (702) 486-2700
Office: (702) 486-2709
Cell: (702) 769-2836
darmstrong@diversifynevada.com<mailto:darmstrong@diversifynevada.com>
www.diversifynevada.com<http://www.diversifynevada.com/>

<City of Las Vegas.pdf>

<SPONSORHIP COMMITTEMNT (003).docx><OZ Conference Agenda Understanding Opportunity Zones in Nevada (4ks) (003).docx>

AMERICAN OVERSIGHT

Stephanie M. Klapstein

From: Chris Melville <cmelville@westwendovercity.com>
Sent: Thursday, April 19, 2018 10:39 AM
To: Pam Robinson
Subject: Re: Opportunity Zone Designation - West Wendover

Pam,

Thank you, very much appreciated!

Chris

On Thu, Apr 19, 2018 at 11:30 AM, Pam Robinson <probinson@gov.nv.gov> wrote:

> Hi Chris,
>
> Great to hear from you and thank you for the letter. I've copied Mike Willden and Andrew Clinger, who are on our staff and are working on this issue. We'll make sure that the Governor gets a copy of this letter.
>
> I'm glad the welcome sign is in. We think they are great!
>
> *Pam Robinson*
>
> Policy Director
>
> Governor Brian Sandoval
>
> **From:** Chris Melville [mailto:cmelville@westwendovercity.com]
> **Sent:** Thursday, April 19, 2018 10:15 AM
> **To:** Pam Robinson <probinson@gov.nv.gov>
> **Subject:** Opportunity Zone Designation - West Wendover
>
> Hi Pam,
>
> First, let me thank you for your help in getting a new Welcome to Nevada sign here on Interstate 80 at the Utah/Nevada border. The new sign which went up roughly 6 months or so ago, was overdue and, looks great. Thank you!

AMERICAN OVERSIGHT

Second, have attached a copy for Governor Sandoval a letter that has been sent to GOED concerning the process of selecting Opportunity Zone areas. West Wendover would like due consideration of that designation believing that it could definitely help us in attracting business and other investments.

I appreciate if you could pass the letter on to Governor Sandoval.

And yes... Amtrak is still on our dream board. With the loss of Greyhound service recently, we now have no public transportation access to the national transportation system. Solutions are never easy, especially in our case... :)

Hope all is well with you, please make sure to stop in and say hello if you are in the area, would be nice to see you again.

Chris

--

CHRIS J. MELVILLE

CITY MANAGER

Office: (775) 664-3081

www.westwendovercity.com

PO Box 2825 – 1111 N. Gene L. Jones Way

West Wendover, NV 89883

"An Equal Opportunity Provider"

--

CHRIS J. MELVILLE

CITY MANAGER

Office: (775) 664-3081

www.westwendovercity.com

PO Box 2825 – 1111 N. Gene L. Jones Way

West Wendover, NV 89883

AMERICAN OVERSIGHT



“An Equal Opportunity Provider"

AMERICAN OVERSIGHT

Stephanie M. Klapstein

From: Mary-Sarah Kinner <mkinner@gov.nv.gov>
Sent: Thursday, June 14, 2018 1:34 PM
To: Derek Armstrong
Cc: Andrew Clinger
Subject: Re: Opportunity Zone Designations

Thank you.

Our release is going out momentarily.

On Jun 14, 2018, at 1:31 PM, Derek Armstrong <darmstrong@diversifynevada.com> wrote:

> Mary-Sarah,
>
> Here is the link you are waiting for.
>
> ---
>
> **From:** Brian Baluta
> **Sent:** Thursday, June 14, 2018 1:28 PM
> **To:** Derek Armstrong <darmstrong@diversifynevada.com>
> **Subject:** RE: Opportunity Zone Designations
>
> Here's the link on our website:
>
> http://diversifynevada.com/documents/NV_Designated_OZ.pdf

AMERICAN OVERSIGHT

Stephanie M. Klapstein

From: Mary-Sarah Kinner <mkinner@gov.nv.gov>
Sent: Thursday, June 14, 2018 1:34 PM
To: Derek Armstrong
Cc: Andrew Clinger
Subject: Re: Opportunity Zone Designations

Thank you.

Our release is going out momentarily.

On Jun 14, 2018, at 1:31 PM, Derek Armstrong <darmstrong@diversifynevada.com> wrote:

> Mary-Sarah,
>
> Here is the link you are waiting for.
>
> ---
>
> **From:** Brian Baluta
> **Sent:** Thursday, June 14, 2018 1:28 PM
> **To:** Derek Armstrong <darmstrong@diversifynevada.com>
> **Subject:** RE: Opportunity Zone Designations
>
> Here's the link on our website:
>
> http://diversifynevada.com/documents/NV_Designated_OZ.pdf

AMERICAN OVERSIGHT

Stephanie M. Klapstein

From: mwillden@gov.nv.gov
Sent: Friday, April 20, 2018 7:48 PM
To: Douglas.L.Hoelscher@who.eop.gov; ryan@nevadadc.org
Cc: Nicholas.D.Pottebaum@who.eop.gov
Subject: RE: Opportunity Zone

We submitted about hours ago.

Sent from my Verizon Wireless 4G LTE smartphone

-------- Original message --------
From: "Hoelscher, Douglas L. EOP/WHO" <Douglas.L.Hoelscher@who.eop.gov>
Date: 04/20/2018 6:43 PM (GMT-08:00)
To: ryan@nevadadc.org, "Michael J. Willden" <mwillden@gov.nv.gov>
Cc: "Pottebaum, Nicholas D. EOP/WHO" <Nicholas.D.Pottebaum@who.eop.gov>
Subject: Re: Opportunity Zone

And to clarify 11:59 eastern deadline

Sent from my iPhone

> On Apr 20, 2018, at 9:37 PM, Hoelscher, Douglas L. EOP/WHO <Douglas.L.Hoelscher@who.eop.gov> wrote:
>
> Hi Ryan and Michael - I understand that NV is the last state or territory that has not submitted an Opportunity Zones submission - are you on track to submit before the 11:59 pm deadline tonight. Are you all on track to submit by deadline?
>
> Sincerely
> Doug
>
> Sent from my iPhone

AMERICAN OVERSIGHT

Stephanie M. Klapstein

From: Michael J. Willden <mwillden@gov.nv.gov>
Sent: Thursday, April 19, 2018 3:39 PM
To: Pat Whitten
Cc: Cory Hunt; Derek Armstrong; Andrew Clinger
Subject: RE: Opportunity Zone Request to Governor Sandoval
Attachments: Opportunity Zone Request to Governor.pdf

Thank you Pat. We have been working with GOED over the past two months on the OZ selection process. I see you have copied GOED (Cory) and I am also looping Andrew Clinger into this conversation. The Governor will be sending his list of selected Opportunity Zones to the feds tomorrow.

Mike

From: Pat Whitten [mailto:pwhitten@storeycounty.org]
Sent: Wednesday, April 18, 2018 2:30 PM
To: Michael J. Willden <mwillden@gov.nv.gov>
Cc: Cory Hunt <cory.hunt@diversifynevada.com>
Subject: Opportunity Zone Request to Governor Sandoval

Good Afternoon Mike,

I have been working with several of the marquise companies calling Nevada "home" and I understand that many may have been in touch with the Governor's Office. I ask if you would please share my attached letter to Governor Sandoval so that he might hear and know directly of our full support and commitment to participation in the Opportunity Zone Program. Should you, the Governor or anyone need any further information, please do not hesitate to contact me. Many thanks…

Pat

Pat Whitten
County Manager
Storey County

(775) 847-0968 (Office)
(775) 721-7001 (Cell)
PWhitten@StoreyCounty.org
Storey County is an equal opportunity provider and employer.

AMERICAN OVERSIGHT

Stephanie M. Klapstein

From: Michael J. Willden <mwillden@gov.nv.gov>
Sent: Thursday, April 19, 2018 3:39 PM
To: Pat Whitten
Cc: Cory Hunt; Derek Armstrong; Andrew Clinger
Subject: RE: Opportunity Zone Request to Governor Sandoval
Attachments: Opportunity Zone Request to Governor.pdf

Thank you Pat. We have been working with GOED over the past two months on the OZ selection process. I see you have copied GOED (Cory) and I am also looping Andrew Clinger into this conversation. The Governor will be sending his list of selected Opportunity Zones to the feds tomorrow.

Mike

From: Pat Whitten [mailto:pwhitten@storeycounty.org]
Sent: Wednesday, April 18, 2018 2:30 PM
To: Michael J. Willden <mwillden@gov.nv.gov>
Cc: Cory Hunt <cory.hunt@diversifynevada.com>
Subject: Opportunity Zone Request to Governor Sandoval

Good Afternoon Mike,

I have been working with several of the marquise companies calling Nevada "home" and I understand that many may have been in touch with the Governor's Office. I ask if you would please share my attached letter to Governor Sandoval so that he might hear and know directly of our full support and commitment to participation in the Opportunity Zone Program. Should you, the Governor or anyone need any further information, please do not hesitate to contact me. Many thanks…

Pat

Pat Whitten
County Manager
Storey County

(775) 847-0968 (Office)
(775) 721-7001 (Cell)
PWhitten@StoreyCounty.org
Storey County is an equal opportunity provider and employer.

AMERICAN OVERSIGHT

Storey County Commissioners' Office

Drawer 176
Virginia City, NV 89440
(775) 847-0968

Storey County Courthouse
26 South B Street, Virginia City

Commissioners@StoreyCounty.org
www.StoreyCounty.org
Fax: (775) 847-0949

April 16, 2018

The Honorable Brian Sandoval
Office of the Governor
One Hundred One North Carson Street
Carson City, NV 89701

Re: Opportunity Zone Program Application

Honorable Governor Sandoval,

On behalf of Storey County, Nevada, I write to you today to request that Census Tract 32029970200 be nominated by you as a non-LIC Opportunity Zone tract.

Census Tract 32029970200 meets the qualifications laid out in the IRS guidance on February 8th, 2018 to be a non-LIC tract by; 1) being contiguous with a LIC that is designated as a Qualified Opportunity Zone (tract 32019960201 is a QOZ), and 2) the median family income of tract 32029970200 not exceeding 125 percent of the median family income of tract 32019960201. Because the median family income information used for this criterion is based on the 2012-2016 American Community Survey, we have also included an attachment which shows this data. Additionally, Storey County commissioned an independent income survey conducted by the Nevada Rural Water Association in 2012 which reflects that CT 32029970200 fully qualified within the program guidelines. Copies of this survey have been provided to the Governor's Office of Economic Development.

If tract 32019970200 is designated as a non-LIC contiguous Opportunity Zone, we expect that a number of projects could be undertaken within a very reasonable amount of time, including:

- Construction of a High Tech/High Security Mega Campus housing Blockchains, Graphene Nano Tech, 3d Printing, AI and quantum computing with national and international tenants
- e-sport interactive Gaming Stadium targeting the millennial generation
- Smart Town providing housing for in excess of 10,000 residents, schools and retail
- Additional manufacturing, data and high tech related facilities

Estimated investment within this tract over the course of the next 10 years or less could exceed $15 billion and will provide somewhere between 8-10 thousand jobs. These estimates are very conservative and do not include many of the other major land owners who would undoubtedly accelerate and expand their plans exponentially should this program be available to them. Simply put, this designation could have a transformative effect on not only Storey County but the entire northwestern Nevada region.

Thank you for your consideration in this matter and we are happy to provide any additional information that you might need in order to nominate Census Tract 32029970200 to be a non-LIC contiguous Opportunity Zone.

AMERICAN OVERSIGHT

Sincerely,

Pat Whitten
County Manager
Storey County, NV

pwhitten@storeycounty.org
(775) 847-0968 – Office
(775) 721-7001 – Cell

cc: Cory Hunt – Deputy Director, Governor's Office of Economic Development

AMERICAN OVERSIGHT

U.S. Census Bureau

AMERICAN FactFinder

B19113

MEDIAN FAMILY INCOME IN THE PAST 12 MONTHS (IN 2016 INFLATION-ADJUSTED DOLLARS)
Universe: Families
2012-2016 American Community Survey 5-Year Estimates

Supporting documentation on code lists, subject definitions, data accuracy, and statistical testing can be found on the American Community Survey website in the Data and Documentation section.

Sample size and data quality measures (including coverage rates, allocation rates, and response rates) can be found on the American Community Survey website in the Methodology section.

Tell us what you think. Provide feedback to help make American Community Survey data more useful for you.

Although the American Community Survey (ACS) produces population, demographic and housing unit estimates, it is the Census Bureau's Population Estimates Program that produces and disseminates the official estimates of the population for the nation, states, counties, cities and towns and estimates of housing units for states and counties.

	Census Tract 9602.01, Lyon County, Nevada		Census Tract 9702, Storey County, Nevada	
	Estimate	Margin of Error	Estimate	Margin of Error
Median family income in the past 12 months (in 2016 inflation-adjusted dollars)	53,581	+/-9,376	66,738	+/-8,677

Data are based on a sample and are subject to sampling variability. The degree of uncertainty for an estimate arising from sampling variability is represented through the use of a margin of error. The value shown here is the 90 percent margin of error. The margin of error can be interpreted roughly as providing a 90 percent probability that the interval defined by the estimate minus the margin of error and the estimate plus the margin of error (the lower and upper confidence bounds) contains the true value. In addition to sampling variability, the ACS estimates are subject to nonsampling error (for a discussion of nonsampling variability, see Accuracy of the Data). The effect of nonsampling error is not represented in these tables.

While the 2012-2016 American Community Survey (ACS) data generally reflect the February 2013 Office of Management and Budget (OMB) definitions of metropolitan and micropolitan statistical areas; in certain instances the names, codes, and boundaries of the principal cities shown in ACS tables may differ from the OMB definitions due to differences in the effective dates of the geographic entities.

Estimates of urban and rural population, housing units, and characteristics reflect boundaries of urban areas defined based on Census 2010 data. As a result, data for urban and rural areas from the ACS do not necessarily reflect the results of ongoing urbanization.

Source: U.S. Census Bureau, 2012-2016 American Community Survey 5-Year Estimates

Explanation of Symbols:

1. An '**' entry in the margin of error column indicates that either no sample observations or too few sample observations were available to compute a standard error and thus the margin of error. A statistical test is not appropriate.
2. An '-' entry in the estimate column indicates that either no sample observations or too few sample observations were available to compute an estimate, or a ratio of medians cannot be calculated because one or both of the median estimates falls in the lowest interval or upper interval of an open-ended distribution.
3. An '-' following a median estimate means the median falls in the lowest interval of an open-ended distribution.
4. An '+' following a median estimate means the median falls in the upper interval of an open-ended distribution.
5. An '***' entry in the margin of error column indicates that the median falls in the lowest interval or upper interval of an open-ended distribution. A statistical test is not appropriate.
6. An '*****' entry in the margin of error column indicates that the estimate is controlled. A statistical test for sampling variability is not appropriate.
7. An 'N' entry in the estimate and margin of error columns indicates that data for this geographic area cannot be displayed because the number of sample cases is too small.
8. An '(X)' means that the estimate is not applicable or not available.

AMERICAN OVERSIGHT

Storey County Commissioners' Office

Drawer 176
Virginia City, NV 89440
(775) 847-0968

Storey County Courthouse
26 South B Street, Virginia City

Commissioners@StoreyCounty.org
www.StoreyCounty.org
Fax: (775) 847-0949

April 16, 2018

The Honorable Brian Sandoval
Office of the Governor
One Hundred One North Carson Street
Carson City, NV 89701

Re: Opportunity Zone Program Application

Honorable Governor Sandoval,

On behalf of Storey County, Nevada, I write to you today to request that Census Tract 32029970200 be nominated by you as a non-LIC Opportunity Zone tract.

Census Tract 32029970200 meets the qualifications laid out in the IRS guidance on February 8th, 2018 to be a non-LIC tract by; 1) being contiguous with a LIC that is designated as a Qualified Opportunity Zone (tract 32019960201 is a QOZ), and 2) the median family income of tract 32029970200 not exceeding 125 percent of the median family income of tract 32019960201. Because the median family income information used for this criterion is based on the 2012-2016 American Community Survey, we have also included an attachment which shows this data. Additionally, Storey County commissioned an independent income survey conducted by the Nevada Rural Water Association in 2012 which reflects that CT 32029970200 fully qualified within the program guidelines. Copies of this survey have been provided to the Governor's Office of Economic Development.

If tract 32019970200 is designated as a non-LIC contiguous Opportunity Zone, we expect that a number of projects could be undertaken within a very reasonable amount of time, including:

- Construction of a High Tech/High Security Mega Campus housing Blockchains, Graphene Nano Tech, 3d Printing, AI and quantum computing with national and international tenants
- e-sport interactive Gaming Stadium targeting the millennial generation
- Smart Town providing housing for in excess of 10,000 residents, schools and retail
- Additional manufacturing, data and high tech related facilities

Estimated investment within this tract over the course of the next 10 years or less could exceed $15 billion and will provide somewhere between 8-10 thousand jobs. These estimates are very conservative and do not include many of the other major land owners who would undoubtedly accelerate and expand their plans exponentially should this program be available to them. Simply put, this designation could have a transformative effect on not only Storey County but the entire northwestern Nevada region.

Thank you for your consideration in this matter and we are happy to provide any additional information that you might need in order to nominate Census Tract 32029970200 to be a non-LIC contiguous Opportunity Zone.

AMERICAN OVERSIGHT

Sincerely,

Pat Whitten
County Manager
Storey County, NV

pwhitten@storeycounty.org
(775) 847-0968 – Office
(775) 721-7001 – Cell

cc: Cory Hunt – Deputy Director, Governor's Office of Economic Development

AMERICAN OVERSIGHT

U.S. Census Bureau

AMERICAN FactFinder

B19113

MEDIAN FAMILY INCOME IN THE PAST 12 MONTHS (IN 2016 INFLATION-ADJUSTED DOLLARS)
Universe: Families
2012-2016 American Community Survey 5-Year Estimates

Supporting documentation on code lists, subject definitions, data accuracy, and statistical testing can be found on the American Community Survey website in the Data and Documentation section.

Sample size and data quality measures (including coverage rates, allocation rates, and response rates) can be found on the American Community Survey website in the Methodology section.

Tell us what you think. Provide feedback to help make American Community Survey data more useful for you.

Although the American Community Survey (ACS) produces population, demographic and housing unit estimates, it is the Census Bureau's Population Estimates Program that produces and disseminates the official estimates of the population for the nation, states, counties, cities and towns and estimates of housing units for states and counties.

	Census Tract 9602.01, Lyon County, Nevada		Census Tract 9702, Storey County, Nevada	
	Estimate	Margin of Error	Estimate	Margin of Error
Median family income in the past 12 months (in 2016 inflation-adjusted dollars)	53,581	+/-9,376	66,738	+/-8,677

Data are based on a sample and are subject to sampling variability. The degree of uncertainty for an estimate arising from sampling variability is represented through the use of a margin of error. The value shown here is the 90 percent margin of error. The margin of error can be interpreted roughly as providing a 90 percent probability that the interval defined by the estimate minus the margin of error and the estimate plus the margin of error (the lower and upper confidence bounds) contains the true value. In addition to sampling variability, the ACS estimates are subject to nonsampling error (for a discussion of nonsampling variability, see Accuracy of the Data). The effect of nonsampling error is not represented in these tables.

While the 2012-2016 American Community Survey (ACS) data generally reflect the February 2013 Office of Management and Budget (OMB) definitions of metropolitan and micropolitan statistical areas; in certain instances the names, codes, and boundaries of the principal cities shown in ACS tables may differ from the OMB definitions due to differences in the effective dates of the geographic entities.

Estimates of urban and rural population, housing units, and characteristics reflect boundaries of urban areas defined based on Census 2010 data. As a result, data for urban and rural areas from the ACS do not necessarily reflect the results of ongoing urbanization.

Source: U.S. Census Bureau, 2012-2016 American Community Survey 5-Year Estimates

Explanation of Symbols:

1. An '**' entry in the margin of error column indicates that either no sample observations or too few sample observations were available to compute a standard error and thus the margin of error. A statistical test is not appropriate.
2. An '-' entry in the estimate column indicates that either no sample observations or too few sample observations were available to compute an estimate, or a ratio of medians cannot be calculated because one or both of the median estimates falls in the lowest interval or upper interval of an open-ended distribution.
3. An '-' following a median estimate means the median falls in the lowest interval of an open-ended distribution.
4. An '+' following a median estimate means the median falls in the upper interval of an open-ended distribution.
5. An '***' entry in the margin of error column indicates that the median falls in the lowest interval or upper interval of an open-ended distribution. A statistical test is not appropriate.
6. An '*****' entry in the margin of error column indicates that the estimate is controlled. A statistical test for sampling variability is not appropriate.
7. An 'N' entry in the estimate and margin of error columns indicates that data for this geographic area cannot be displayed because the number of sample cases is too small.
8. An '(X)' means that the estimate is not applicable or not available.

AMERICAN OVERSIGHT

Stephanie M. Klapstein

From: Paul Anderson <paul.anderson@diversifynevada.com>
Sent: Wednesday, May 02, 2018 8:37 AM
To: Christina Davis
Subject: Re: Opportunity Zone Update

Thank you.

Paul Anderson | Executive Director
Governors Office of Economic Development | GOED
paul.anderson@diversifynevada.com

On May 2, 2018, at 7:17 AM, Christina Davis <cmdavis@gov.nv.gov> wrote:

> Good morning – I will check and let you know.
>
> *Christina Davis*
> *Special Assistant to the Governor*
> *Nevada Governor Brian Sandoval*
>
> ---
>
> **From:** Paul Anderson [mailto:paul.anderson@diversifynevada.com]
> **Sent:** Wednesday, May 02, 2018 3:51 AM
> **To:** Christina Davis <cmdavis@gov.nv.gov>
> **Subject:** Opportunity Zone Update
>
> Would like to see if the Governor would be available for a 5-10min phone call for a quick opportunity Zone update? I'm booked all day but could step out at his convenience outside of 2-3:30pm today.
>
> Thank you.
>
> Paul Anderson | Executive Director
> Governors Office of Economic Development | GOED
> paul.anderson@diversifynevada.com

AMERICAN OVERSIGHT

Stephanie M. Klapstein

From: Christina Davis <cmdavis@gov.nv.gov>
Sent: Wednesday, May 02, 2018 7:17 AM
To: Paul Anderson
Subject: RE: Opportunity Zone Update

Good morning – I will check and let you know.

Christina Davis
Special Assistant to the Governor
Nevada Governor Brian Sandoval

From: Paul Anderson [mailto:paul.anderson@diversifynevada.com]
Sent: Wednesday, May 02, 2018 3:51 AM
To: Christina Davis <cmdavis@gov.nv.gov>
Subject: Opportunity Zone Update

Would like to see if the Governor would be available for a 5-10min phone call for a quick opportunity Zone update? I'm booked all day but could step out at his convenience outside of 2-3:30pm today.

Thank you.

Paul Anderson | Executive Director
Governors Office of Economic Development | GOED
paul.anderson@diversifynevada.com

AMERICAN OVERSIGHT

Stephanie M. Klapstein

From: Paul Anderson <paul.anderson@diversifynevada.com>
Sent: Wednesday, May 02, 2018 8:37 AM
To: Christina Davis
Subject: Re: Opportunity Zone Update

Thank you.

Paul Anderson | Executive Director
Governors Office of Economic Development | GOED
paul.anderson@diversifynevada.com

On May 2, 2018, at 7:17 AM, Christina Davis <cmdavis@gov.nv.gov> wrote:

> Good morning – I will check and let you know.
>
> *Christina Davis*
> *Special Assistant to the Governor*
> *Nevada Governor Brian Sandoval*
>
> ---
>
> **From:** Paul Anderson [mailto:paul.anderson@diversifynevada.com]
> **Sent:** Wednesday, May 02, 2018 3:51 AM
> **To:** Christina Davis <cmdavis@gov.nv.gov>
> **Subject:** Opportunity Zone Update
>
> Would like to see if the Governor would be available for a 5-10min phone call for a quick opportunity Zone update? I'm booked all day but could step out at his convenience outside of 2-3:30pm today.
>
> Thank you.
>
> Paul Anderson | Executive Director
> Governors Office of Economic Development | GOED
> paul.anderson@diversifynevada.com

AMERICAN OVERSIGHT

Stephanie M. Klapstein

From: Christina Davis <cmdavis@gov.nv.gov>
Sent: Wednesday, May 02, 2018 7:17 AM
To: Paul Anderson
Subject: RE: Opportunity Zone Update

Good morning – I will check and let you know.

Christina Davis
Special Assistant to the Governor
Nevada Governor Brian Sandoval

From: Paul Anderson [mailto:paul.anderson@diversifynevada.com]
Sent: Wednesday, May 02, 2018 3:51 AM
To: Christina Davis <cmdavis@gov.nv.gov>
Subject: Opportunity Zone Update

Would like to see if the Governor would be available for a 5-10min phone call for a quick opportunity Zone update? I'm booked all day but could step out at his convenience outside of 2-3:30pm today.

Thank you.

Paul Anderson | Executive Director
Governors Office of Economic Development | GOED
paul.anderson@diversifynevada.com

AMERICAN OVERSIGHT

Stephanie M. Klapstein

From: Julie Guerrero <manager-jg@churchillcounty.org>
Sent: Tuesday, April 17, 2018 10:01 AM
To: Christina Davis
Subject: RE: Opportunity Zones - Churchill County

Hi Christina,

Great, thank you for the quick response. Churchill County Commissioner Bus Scharmann would like a contact name/number of the person(s) with the Governor's staff who is handling this.

Thank you,

Julie B Guerrero
Executive Assistant
Churchill County Manager
155 N. Taylor St., Ste 153
Fallon, NV 89406
(775) 423-5136

From: Christina Davis [mailto:cmdavis@gov.nv.gov]
Sent: Tuesday, April 17, 2018 9:27 AM
To: Julie Guerrero <manager-jg@churchillcounty.org>
Subject: RE: Opportunity Zones - Churchill County

Good morning Julie:

I believe they have been designated but will pass this message along to the appropriate staff that has been handing this.

Christina Davis
Special Assistant to the Governor
Nevada Governor Brian Sandoval

From: Julie Guerrero [mailto:manager-jg@churchillcounty.org]
Sent: Tuesday, April 17, 2018 9:22 AM
To: Christina Davis <cmdavis@gov.nv.gov>
Subject: Opportunity Zones - Churchill County

Hello Christina,

A few months ago I read an article about a provision tucked into the new Tax Bill to help communities struggling with economic development. The article said that Governors of each state were being asked to designate "Opportunity Zones" from a pool of low-income, high-poverty census tracts for nomination. One of our Commissioners inquired this morning and asked if I could reach out to the Governor's Office to see if Nevada is participating; if "Opportunity Zones" have already been designated, and who the appropriate contacts are. Any help you are able to provide to point me in the right direction would be much appreciated.

Thank you,

AMERICAN OVERSIGHT

Julie B Guerrero
Executive Assistant
Churchill County Manager
155 N. Taylor St., Ste 153
Fallon, NV 89406
(775) 423-5136

AMERICAN OVERSIGHT

Stephanie M. Klapstein

From: Brian Baluta <bbaluta@diversifynevada.com>
Sent: Friday, April 20, 2018 6:35 PM
To: Mary-Sarah Kinner
Cc: Derek Armstrong; Paul Anderson; Andrew Clinger; Cory Hunt
Subject: Re: Opportunity Zones

New Reno/Sparks map is uploaded and everything is good to go.

From: Mary-Sarah Kinner
Sent: Friday, April 20, 2018 6:32 PM
To: Brian Baluta
Cc: Derek Armstrong; Paul Anderson; Andrew Clinger; Cory Hunt
Subject: Re: Opportunity Zones

Awesome, thank you!

On Apr 20, 2018, at 6:29 PM, Brian Baluta <bbaluta@diversifynevada.com> wrote:

> Everything is updated, but the Reno/Sparks map, which should be up shortly.
>
> http://diversifynevada.com/programs-resources/opportunity-zones
>
> ---
>
> Opportunity Zones | Nevada GOED
>
> diversifynevada.com
>
> GOED promotes a robust, diversified and prosperous economy in Nevada, driven by human ingenuity and collaboration with the community.

From: Andrew Clinger
Sent: Friday, April 20, 2018 1:59 PM
To: Cory Hunt
Cc: Mary-Sarah Kinner; Brian Baluta; Derek Armstrong; Paul Anderson
Subject: RE: Opportunity Zones

Makes sense. Thanks

AMERICAN OVERSIGHT

Andrew Clinger
Senior Advisor
Office of Governor Brian Sandoval
101 North Carson Street
Carson City, NV 89701
T: 775-684-5670|D: 775-684-5667|F: 775-684-5683|E: aclinger@gov.nv.gov

---

From: Cory Hunt [mailto:cory.hunt@diversifynevada.com]
Sent: Friday, April 20, 2018 1:34 PM
To: Andrew Clinger <aclinger@gov.nv.gov>
Cc: Mary-Sarah Kinner <mkinner@gov.nv.gov>; Brian Baluta <bbaluta@diversifynevada.com>; Derek Armstrong <darmstrong@diversifynevada.com>; Paul Anderson <paul.anderson@diversifynevada.com>
Subject: Re: Opportunity Zones

American Community Survey and DETR - it's all in our spreadsheet. The only reason for the change is Derek double checked all my numbers and we felt 234k was too specific; 230k gives us flexibility depending on if TRI is in or out.

On Apr 20, 2018, at 1:24 PM, Andrew Clinger <aclinger@gov.nv.gov> wrote:

> What is our source information for the data? I want to make sure we are confident in the numbers we are using.
>
> Andrew Clinger
> Senior Advisor
> Office of Governor Brian Sandoval
> 101 North Carson Street
> Carson City, NV 89701
> T: 775-684-5670|D: 775-684-5667|F: 775-684-5683|E: aclinger@gov.nv.gov
>
> ---
>
> **From:** Mary-Sarah Kinner
> **Sent:** Friday, April 20, 2018 1:05 PM
> **To:** Cory Hunt <cory.hunt@diversifynevada.com>
> **Cc:** Brian Baluta <bbaluta@diversifynevada.com>; Derek Armstrong <darmstrong@diversifynevada.com>; Andrew Clinger <aclinger@gov.nv.gov>; Paul Anderson <paul.anderson@diversifynevada.com>
> **Subject:** Re: Opportunity Zones

AMERICAN OVERSIGHT

Got it, will update.

Thank you!

Mary-Sarah Kinner

Communications Director

Governor Brian Sandoval

mkinner@gov.nv.gov

From: Cory Hunt <cory.hunt@diversifynevada.com>
Date: Friday, April 20, 2018 at 12:58 PM
To: Mary-Sarah Kinner <mkinner@gov.nv.gov>
Cc: Brian Baluta <bbaluta@diversifynevada.com>, Derek Armstrong <darmstrong@diversifynevada.com>, Andrew Clinger <aclinger@gov.nv.gov>, Paul Anderson <paul.anderson@diversifynevada.com>
Subject: Re: Opportunity Zones

Lets use more than 230,000 in place of 234,000.

On Apr 20, 2018, at 12:23 PM, Mary-Sarah Kinner <mkinner@gov.nv.gov> wrote:

> Thanks, Cory.
>
> Mary-Sarah Kinner
>
> Communications Director
>
> Governor Brian Sandoval
>
> mkinner@gov.nv.gov

AMERICAN OVERSIGHT

From: Cory Hunt <cory.hunt@diversifynevada.com>
Date: Friday, April 20, 2018 at 12:01 PM
To: Brian Baluta <bbaluta@diversifynevada.com>, Mary-Sarah Kinner <mkinner@gov.nv.gov>, Derek Armstrong <darmstrong@diversifynevada.com>, Andrew Clinger <aclinger@gov.nv.gov>, Paul Anderson <paul.anderson@diversifynevada.com>
Subject: Re: Opportunity Zones

Here are some high-level stats.

By the Numbers

Opportunity Zone Nominations DIRECTLY impact more than 234,000 Nevadans in some of our most disadvantaged communities. Communities surrounding these tracts are also expected to benefit significantly from investment in designated opportunity zones.

In the 61 tracts:

- ~$37,000 - Average family income
    - (Just 60% of median statewide family income of ~$62,500)
- 16% - Average unemployment rate from 2011-2015
    - Nearly 2x greater than the national unemployment rate

From: Brian Baluta
Sent: Friday, April 20, 2018 8:51:16 AM
To: Mary-Sarah Kinner; Derek Armstrong; Cory Hunt; Andrew Clinger
Subject: Re: Opportunity Zones

Looping in rest of team.

On Apr 20, 2018, at 8:34 AM, Brian Baluta <bbaluta@diversifynevada.com> wrote:

> Mary-Sarah, As per the request, here is some verbiage on the methodology for nominating opportunity zones. We're also looking to DETR to run some numbers on the 61 tracts for the release. — BB

AMERICAN OVERSIGHT

To identify the state's 61 priority tracts for Opportunity Zone designations, the Nevada Governor's Office of Economic Development (GOED) and the Nevada Department of Business and Industry solicited input from local governments, regional development authorities, the general public and other interested parties. GOED then utilized indices to measure market traction, social need, and investment opportunity. The methodology incorporates information including:

- % population below poverty
- % households with rent or mortgages greater than 30% of income
- % population not in the labor force
- % of population with less than a high school degree
- Concentrated income (Gini Index)
- Commercial lending
- Multifamily lending
- Small business lending
- Socioeconomic change
- Concentration of jobs

Summary:

The Tax Cuts and Jobs Act of 2017 established an Opportunity Zone tax incentive, which allows taxpayers to defer paying federal tax on capital gains from the sale of property if those gains are invested in Qualified Opportunity Funds that invest 90% of their assets in businesses located or property used in a designated low-income community. Investors receive modest reductions in their eventual tax bill if they maintain their Opportunity Fund investments for at least five and then seven years. Investors that hold capital in those funds for a full ten years also do not have to pay capital gains tax on the appreciation of their Opportunity Zone investments.

Sent from my iPhone

AMERICAN OVERSIGHT

Stephanie M. Klapstein

From: Mary-Sarah Kinner <mkinner@gov.nv.gov>
Sent: Friday, April 20, 2018 6:33 PM
To: Brian Baluta
Cc: Derek Armstrong; Paul Anderson; Andrew Clinger; Cory Hunt
Subject: Re: Opportunity Zones

Awesome, thank you!

On Apr 20, 2018, at 6:29 PM, Brian Baluta <bbaluta@diversifynevada.com> wrote:

> Everything is updated, but the Reno/Sparks map, which should be up shortly.
>
> http://diversifynevada.com/programs-resources/opportunity-zones
>
> ---
>
> Opportunity Zones | Nevada GOED
>
> diversifynevada.com
>
> GOED promotes a robust, diversified and prosperous economy in Nevada, driven by human ingenuity and collaboration with the community.

From: Andrew Clinger
Sent: Friday, April 20, 2018 1:59 PM
To: Cory Hunt
Cc: Mary-Sarah Kinner; Brian Baluta; Derek Armstrong; Paul Anderson
Subject: RE: Opportunity Zones

Makes sense. Thanks

Andrew Clinger
Senior Advisor
Office of Governor Brian Sandoval
101 North Carson Street
Carson City, NV 89701
T: 775-684-5670|D: 775-684-5667|F: 775-684-5683|E: aclinger@gov.nv.gov

AMERICAN OVERSIGHT

From: Cory Hunt [mailto:cory.hunt@diversifynevada.com]
Sent: Friday, April 20, 2018 1:34 PM
To: Andrew Clinger <aclinger@gov.nv.gov>
Cc: Mary-Sarah Kinner <mkinner@gov.nv.gov>; Brian Baluta <bbaluta@diversifynevada.com>; Derek Armstrong <darmstrong@diversifynevada.com>; Paul Anderson <paul.anderson@diversifynevada.com>
Subject: Re: Opportunity Zones

American Community Survey and DETR - it's all in our spreadsheet. The only reason for the change is Derek double checked all my numbers and we felt 234k was too specific; 230k gives us flexibility depending on if TRI is in or out.

On Apr 20, 2018, at 1:24 PM, Andrew Clinger <aclinger@gov.nv.gov> wrote:

> What is our source information for the data? I want to make sure we are confident in the numbers we are using.
>
> Andrew Clinger
> Senior Advisor
> Office of Governor Brian Sandoval
> 101 North Carson Street
> Carson City, NV 89701
> T: 775-684-5670|D: 775-684-5667|F: 775-684-5683|E: aclinger@gov.nv.gov
>
> **From:** Mary-Sarah Kinner
> **Sent:** Friday, April 20, 2018 1:05 PM
> **To:** Cory Hunt <cory.hunt@diversifynevada.com>
> **Cc:** Brian Baluta <bbaluta@diversifynevada.com>; Derek Armstrong <darmstrong@diversifynevada.com>; Andrew Clinger <aclinger@gov.nv.gov>; Paul Anderson <paul.anderson@diversifynevada.com>
> **Subject:** Re: Opportunity Zones
>
> Got it, will update.
>
> Thank you!
>
> Mary-Sarah Kinner
>
> Communications Director

AMERICAN OVERSIGHT

Governor Brian Sandoval

mkinner@gov.nv.gov

From: Cory Hunt <cory.hunt@diversifynevada.com>
Date: Friday, April 20, 2018 at 12:58 PM
To: Mary-Sarah Kinner <mkinner@gov.nv.gov>
Cc: Brian Baluta <bbaluta@diversifynevada.com>, Derek Armstrong <darmstrong@diversifynevada.com>, Andrew Clinger <aclinger@gov.nv.gov>, Paul Anderson <paul.anderson@diversifynevada.com>
Subject: Re: Opportunity Zones

Lets use more than 230,000 in place of 234,000.

On Apr 20, 2018, at 12:23 PM, Mary-Sarah Kinner <mkinner@gov.nv.gov> wrote:

> Thanks, Cory.
>
> Mary-Sarah Kinner
>
> Communications Director
>
> Governor Brian Sandoval
>
> mkinner@gov.nv.gov
>
> ---
>
> **From:** Cory Hunt <cory.hunt@diversifynevada.com>
> **Date:** Friday, April 20, 2018 at 12:01 PM
> **To:** Brian Baluta <bbaluta@diversifynevada.com>, Mary-Sarah Kinner <mkinner@gov.nv.gov>, Derek Armstrong <darmstrong@diversifynevada.com>, Andrew Clinger <aclinger@gov.nv.gov>, Paul Anderson <paul.anderson@diversifynevada.com>
> **Subject:** Re: Opportunity Zones

AMERICAN OVERSIGHT

Here are some high-level stats.

By the Numbers

Opportunity Zone Nominations DIRECTLY impact more than 234,000 Nevadans in some of our most disadvantaged communities. Communities surrounding these tracts are also expected to benefit significantly from investment in designated opportunity zones.

In the 61 tracts:

- ~$37,000 - Average family income
    - (Just 60% of median statewide family income of ~$62,500)
- 16% - Average unemployment rate from 2011-2015
    - Nearly 2x greater than the national unemployment rate

From: Brian Baluta
Sent: Friday, April 20, 2018 8:51:16 AM
To: Mary-Sarah Kinner; Derek Armstrong; Cory Hunt; Andrew Clinger
Subject: Re: Opportunity Zones

Looping in rest of team.

On Apr 20, 2018, at 8:34 AM, Brian Baluta <bbaluta@diversifynevada.com> wrote:

> Mary-Sarah, As per the request, here is some verbiage on the methodology for nominating opportunity zones. We're also looking to DETR to run some numbers on the 61 tracts for the release. — BB

AMERICAN OVERSIGHT

To identify the state's 61 priority tracts for Opportunity Zone designations, the Nevada Governor's Office of Economic Development (GOED) and the Nevada Department of Business and Industry solicited input from local governments, regional development authorities, the general public and other interested parties. GOED then utilized indices to measure market traction, social need, and investment opportunity. The methodology incorporates information including:

- % population below poverty
- % households with rent or mortgages greater than 30% of income
- % population not in the labor force
- % of population with less than a high school degree
- Concentrated income (Gini Index)
- Commercial lending
- Multifamily lending
- Small business lending
- Socioeconomic change
- Concentration of jobs

Summary:

The Tax Cuts and Jobs Act of 2017 established an Opportunity Zone tax incentive, which allows taxpayers to defer paying federal tax on capital gains from the sale of property if those gains are invested in Qualified Opportunity Funds that invest 90% of their assets in businesses located or property used in a designated low-income community. Investors receive modest reductions in their eventual tax bill if they maintain their Opportunity Fund investments for at least five and then seven years. Investors that hold capital in those funds for a full ten years also do not have to pay capital gains tax on the appreciation of their Opportunity Zone investments.

Sent from my iPhone

AMERICAN OVERSIGHT

Stephanie M. Klapstein

From: Mary-Sarah Kinner <mkinner@gov.nv.gov>
Sent: Friday, April 20, 2018 6:37 PM
To: Brian Baluta
Cc: Derek Armstrong; Paul Anderson; Andrew Clinger; Cory Hunt
Subject: Re: Opportunity Zones

Fabulous, thank you so much.

On Apr 20, 2018, at 6:34 PM, Brian Baluta <bbaluta@diversifynevada.com> wrote:

> New Reno/Sparks map is uploaded and everything is good to go.

From: Mary-Sarah Kinner
Sent: Friday, April 20, 2018 6:32 PM
To: Brian Baluta
Cc: Derek Armstrong; Paul Anderson; Andrew Clinger; Cory Hunt
Subject: Re: Opportunity Zones

> Awesome, thank you!
>
> On Apr 20, 2018, at 6:29 PM, Brian Baluta <bbaluta@diversifynevada.com> wrote:
>
> > Everything is updated, but the Reno/Sparks map, which should be up shortly.
> >
> > http://diversifynevada.com/programs-resources/opportunity-zones
>
> Opportunity Zones | Nevada GOED
>
> diversifynevada.com
>
> GOED promotes a robust, diversified and prosperous economy in Nevada, driven by human ingenuity and collaboration with the community.

From: Andrew Clinger
Sent: Friday, April 20, 2018 1:59 PM
To: Cory Hunt
Cc: Mary-Sarah Kinner; Brian Baluta; Derek Armstrong; Paul Anderson
Subject: RE: Opportunity Zones

AMERICAN OVERSIGHT

Makes sense. Thanks

Andrew Clinger
Senior Advisor
Office of Governor Brian Sandoval
101 North Carson Street
Carson City, NV 89701
T: 775-684-5670|D: 775-684-5667|F: 775-684-5683|E: aclinger@gov.nv.gov

---

From: Cory Hunt [mailto:cory.hunt@diversifynevada.com]
Sent: Friday, April 20, 2018 1:34 PM
To: Andrew Clinger <aclinger@gov.nv.gov>
Cc: Mary-Sarah Kinner <mkinner@gov.nv.gov>; Brian Baluta <bbaluta@diversifynevada.com>; Derek Armstrong <darmstrong@diversifynevada.com>; Paul Anderson <paul.anderson@diversifynevada.com>
Subject: Re: Opportunity Zones

American Community Survey and DETR - it's all in our spreadsheet. The only reason for the change is Derek double checked all my numbers and we felt 234k was too specific; 230k gives us flexibility depending on if TRI is in or out.

On Apr 20, 2018, at 1:24 PM, Andrew Clinger <aclinger@gov.nv.gov> wrote:

> What is our source information for the data? I want to make sure we are confident in the numbers we are using.
>
> Andrew Clinger
> Senior Advisor
> Office of Governor Brian Sandoval
> 101 North Carson Street
> Carson City, NV 89701
> T: 775-684-5670|D: 775-684-5667|F: 775-684-5683|E: aclinger@gov.nv.gov
>
> ---
>
> **From:** Mary-Sarah Kinner
> **Sent:** Friday, April 20, 2018 1:05 PM
> **To:** Cory Hunt <cory.hunt@diversifynevada.com>

AMERICAN OVERSIGHT

Cc: Brian Baluta <bbaluta@diversifynevada.com>; Derek Armstrong <darmstrong@diversifynevada.com>; Andrew Clinger <aclinger@gov.nv.gov>; Paul Anderson <paul.anderson@diversifynevada.com>
Subject: Re: Opportunity Zones

Got it, will update.

Thank you!

Mary-Sarah Kinner

Communications Director

Governor Brian Sandoval

mkinner@gov.nv.gov

From: Cory Hunt <cory.hunt@diversifynevada.com>
Date: Friday, April 20, 2018 at 12:58 PM
To: Mary-Sarah Kinner <mkinner@gov.nv.gov>
Cc: Brian Baluta <bbaluta@diversifynevada.com>, Derek Armstrong <darmstrong@diversifynevada.com>, Andrew Clinger <aclinger@gov.nv.gov>, Paul Anderson <paul.anderson@diversifynevada.com>
Subject: Re: Opportunity Zones

Lets use more than 230,000 in place of 234,000.

On Apr 20, 2018, at 12:23 PM, Mary-Sarah Kinner <mkinner@gov.nv.gov> wrote:

> Thanks, Cory.
>
> Mary-Sarah Kinner

AMERICAN OVERSIGHT

Communications Director

Governor Brian Sandoval

mkinner@gov.nv.gov

From: Cory Hunt <cory.hunt@diversifynevada.com>
Date: Friday, April 20, 2018 at 12:01 PM
To: Brian Baluta <bbaluta@diversifynevada.com>, Mary-Sarah Kinner <mkinner@gov.nv.gov>, Derek Armstrong <darmstrong@diversifynevada.com>, Andrew Clinger <aclinger@gov.nv.gov>, Paul Anderson <paul.anderson@diversifynevada.com>
Subject: Re: Opportunity Zones

Here are some high-level stats.

By the Numbers

Opportunity Zone Nominations DIRECTLY impact more than 234,000 Nevadans in some of our most disadvantaged communities. Communities surrounding these tracts are also expected to benefit significantly from investment in designated opportunity zones.

In the 61 tracts:

- ~$37,000 - Average family income
    - (Just 60% of median statewide family income of ~$62,500)
- 16% - Average unemployment rate from 2011-2015
    - Nearly 2x greater than the national unemployment rate

AMERICAN OVERSIGHT

From: Brian Baluta
Sent: Friday, April 20, 2018 8:51:16 AM
To: Mary-Sarah Kinner; Derek Armstrong; Cory Hunt; Andrew Clinger
Subject: Re: Opportunity Zones

Looping in rest of team.

On Apr 20, 2018, at 8:34 AM, Brian Baluta <bbaluta@diversifynevada.com> wrote:

> Mary-Sarah, As per the request, here is some verbiage on the methodology for nominating opportunity zones. We're also looking to DETR to run some numbers on the 61 tracts for the release. — BB
>
> To identify the state's 61 priority tracts for Opportunity Zone designations, the Nevada Governor's Office of Economic Development (GOED) and the Nevada Department of Business and Industry solicited input from local governments, regional development authorities, the general public and other interested parties. GOED then utilized indices to measure market traction, social need, and investment opportunity. The methodology incorporates information including:
>
> - % population below poverty
> - % households with rent or mortgages greater than 30% of income
> - % population not in the labor force
> - % of population with less than a high school degree
> - Concentrated income (Gini Index)
> - Commercial lending
> - Multifamily lending

AMERICAN OVERSIGHT

- Small business lending
- Socioeconomic change
- Concentration of jobs

Summary:

The Tax Cuts and Jobs Act of 2017 established an Opportunity Zone tax incentive, which allows taxpayers to defer paying federal tax on capital gains from the sale of property if those gains are invested in Qualified Opportunity Funds that invest 90% of their assets in businesses located or property used in a designated low-income community. Investors receive modest reductions in their eventual tax bill if they maintain their Opportunity Fund investments for at least five and then seven years. Investors that hold capital in those funds for a full ten years also do not have to pay capital gains tax on the appreciation of their Opportunity Zone investments.

Sent from my iPhone

AMERICAN OVERSIGHT

NV-DA-20-0615-A-005459

Stephanie M. Klapstein

From: Chris Melville <cmelville@westwendovercity.com>
Sent: Monday, April 23, 2018 7:21 AM
To: Pam Robinson
Subject: Re: Opportunity Zones

Excellent news Pam, have a great week!

I'll coordinate with Sheldon Mudd at NNRDA.

Thanks again.

Chris

On Fri, Apr 20, 2018 at 9:55 PM, Pam Robinson <probinson@gov.nv.gov> wrote:

> Hi Chris,
>
> It looks like West Wendover was included in the Opportunity Zones. Not sure what the next step is.
>
> Pam
>
> Sent from my Sprint Samsung Galaxy S® 6 edge.

--

CHRIS J. MELVILLE

CITY MANAGER

Office: (775) 664-3081

www.westwendovercity.com

PO Box 2825 – 1111 N. Gene L. Jones Way

West Wendover, NV 89883



"An Equal Opportunity Provider"

AMERICAN OVERSIGHT

Stephanie M. Klapstein

From: Paul Anderson <paul.anderson@diversifynevada.com>
Sent: Wednesday, March 28, 2018 12:48 PM
To: Michael J. Willden; Andrew Clinger
Cc: CJ Manthe; Derek Armstrong; Cory Hunt; rwhitley@dhhs.nv.gov
Subject: Re: Opportunity Zones

Mike, I didn't get your email below. CJ, thanks for the forward. That said, a couple updates.

- The policy map with the overlays of all the qualifying tracks along with which tracks have been submitted for potential designation by the municipalities and other interested parties should be up by Monday/Tuesday. This will allows for a couple weeks of direct public review and comment. I will make sure everyone has the link once its completed.

- Derek has reached out to the Nevada State director for Indian affairs (I'm sure I messed up that position title) however as of yesterday had not received any response.

- Andrew has forwarded any direct requests that went to the Governor's office directly and we have included those in the lists.

- The confidential inquiry is updated and its potential identified.

- We have also reached out to all the municipalities and have a call with the City of Las Vegas shortly. They have all submitted their desired tracks.

Since there are a low volume of direct inquiries I think directing them to the website for comment will likely be the best path outside of just forwarding via email in the interim.

Best regards,

Paul Anderson
Executive Director

555 E. Washington Suite 5400
Las Vegas, Nevada 89101
702-486-2700

www.diversifynevada.com <http://www.diversifynevada.com/>

AMERICAN OVERSIGHT

On 3/28/18, 11:28 AM, "CJ Manthe" <cjmanthe@business.nv.gov> wrote:

Good morning Paul,

Please let me know if you would like B & I to weigh in on Mike's question. I believe it is best answered by GOED. I heard from Bob this morning the map will be up by the end of the week. This is great news.

Best,
CJ

-----Original Message-----
From: Michael J. Willden
Sent: Wednesday, March 28, 2018 10:11 AM
To: paul.anderson@diversynevada.com; CJ Manthe <cjmanthe@business.nv.gov>; Andrew Clinger <aclinger@gov.nv.gov>
Cc: Richard Whitley <rwhitley@dhhs.nv.gov>
Subject: Opportunity Zones

Attached please find a letter of request from the Nevada Department of Health and Human Services that Northern Nevada Adult Mental Health Services campus be considered for inclusion in an Opportunity Zone.

I believe that GOED and B&I are working on the process to determine what areas the Governor will designate as OZs, and this is supposed to be done by April 20th.

I have now heard from a few entities that want to advocate for specific OZs:

...Pyramid Lake Indian Tribe

...City of Henderson

...City of North Las Vegas

...Confidential inquiry (Paul is aware) to have the area near the Las Vegas Convention Center included

...DHHS/NNAMHS campus

AMERICAN OVERSIGHT

I just keep referring inquiries to you (Andrew/Paul/CJ). It doesn't feel to me like there is a process in place for entities to provide input or requests to be included. But, maybe I just do not know what efforts are being made to get input.

What is the process? Do we just keep forwarding an connecting people?

AMERICAN OVERSIGHT

Stephanie M. Klapstein

From: Brian Baluta <bbaluta@diversifynevada.com>
Sent: Friday, April 20, 2018 6:35 PM
To: Mary-Sarah Kinner
Cc: Derek Armstrong; Paul Anderson; Andrew Clinger; Cory Hunt
Subject: Re: Opportunity Zones

New Reno/Sparks map is uploaded and everything is good to go.

From: Mary-Sarah Kinner
Sent: Friday, April 20, 2018 6:32 PM
To: Brian Baluta
Cc: Derek Armstrong; Paul Anderson; Andrew Clinger; Cory Hunt
Subject: Re: Opportunity Zones

Awesome, thank you!

On Apr 20, 2018, at 6:29 PM, Brian Baluta <bbaluta@diversifynevada.com> wrote:

> Everything is updated, but the Reno/Sparks map, which should be up shortly.
>
> http://diversifynevada.com/programs-resources/opportunity-zones
>
> ---
>
> Opportunity Zones | Nevada GOED
>
> diversifynevada.com
>
> GOED promotes a robust, diversified and prosperous economy in Nevada, driven by human ingenuity and collaboration with the community.

From: Andrew Clinger
Sent: Friday, April 20, 2018 1:59 PM
To: Cory Hunt
Cc: Mary-Sarah Kinner; Brian Baluta; Derek Armstrong; Paul Anderson
Subject: RE: Opportunity Zones

Makes sense. Thanks

AMERICAN OVERSIGHT

Andrew Clinger
Senior Advisor
Office of Governor Brian Sandoval
101 North Carson Street
Carson City, NV 89701
T: 775-684-5670|D: 775-684-5667|F: 775-684-5683|E: aclinger@gov.nv.gov

---

From: Cory Hunt [mailto:cory.hunt@diversifynevada.com]
Sent: Friday, April 20, 2018 1:34 PM
To: Andrew Clinger <aclinger@gov.nv.gov>
Cc: Mary-Sarah Kinner <mkinner@gov.nv.gov>; Brian Baluta <bbaluta@diversifynevada.com>; Derek Armstrong <darmstrong@diversifynevada.com>; Paul Anderson <paul.anderson@diversifynevada.com>
Subject: Re: Opportunity Zones

American Community Survey and DETR - it's all in our spreadsheet. The only reason for the change is Derek double checked all my numbers and we felt 234k was too specific; 230k gives us flexibility depending on if TRI is in or out.

On Apr 20, 2018, at 1:24 PM, Andrew Clinger <aclinger@gov.nv.gov> wrote:

> What is our source information for the data? I want to make sure we are confident in the numbers we are using.
>
> Andrew Clinger
> Senior Advisor
> Office of Governor Brian Sandoval
> 101 North Carson Street
> Carson City, NV 89701
> T: 775-684-5670|D: 775-684-5667|F: 775-684-5683|E: aclinger@gov.nv.gov
>
> ---
>
> **From:** Mary-Sarah Kinner
> **Sent:** Friday, April 20, 2018 1:05 PM
> **To:** Cory Hunt <cory.hunt@diversifynevada.com>
> **Cc:** Brian Baluta <bbaluta@diversifynevada.com>; Derek Armstrong <darmstrong@diversifynevada.com>; Andrew Clinger <aclinger@gov.nv.gov>; Paul Anderson <paul.anderson@diversifynevada.com>
> **Subject:** Re: Opportunity Zones

AMERICAN OVERSIGHT

Got it, will update.

Thank you!

Mary-Sarah Kinner

Communications Director

Governor Brian Sandoval

mkinner@gov.nv.gov

From: Cory Hunt <cory.hunt@diversifynevada.com>
Date: Friday, April 20, 2018 at 12:58 PM
To: Mary-Sarah Kinner <mkinner@gov.nv.gov>
Cc: Brian Baluta <bbaluta@diversifynevada.com>, Derek Armstrong <darmstrong@diversifynevada.com>, Andrew Clinger <aclinger@gov.nv.gov>, Paul Anderson <paul.anderson@diversifynevada.com>
Subject: Re: Opportunity Zones

Lets use more than 230,000 in place of 234,000.

On Apr 20, 2018, at 12:23 PM, Mary-Sarah Kinner <mkinner@gov.nv.gov> wrote:

> Thanks, Cory.
>
> Mary-Sarah Kinner
>
> Communications Director
>
> Governor Brian Sandoval
>
> mkinner@gov.nv.gov

AMERICAN OVERSIGHT

From: Cory Hunt <cory.hunt@diversifynevada.com>
Date: Friday, April 20, 2018 at 12:01 PM
To: Brian Baluta <bbaluta@diversifynevada.com>, Mary-Sarah Kinner <mkinner@gov.nv.gov>, Derek Armstrong <darmstrong@diversifynevada.com>, Andrew Clinger <aclinger@gov.nv.gov>, Paul Anderson <paul.anderson@diversifynevada.com>
Subject: Re: Opportunity Zones

Here are some high-level stats.

By the Numbers

Opportunity Zone Nominations DIRECTLY impact more than 234,000 Nevadans in some of our most disadvantaged communities. Communities surrounding these tracts are also expected to benefit significantly from investment in designated opportunity zones.

In the 61 tracts:

- ~$37,000 - Average family income
    - (Just 60% of median statewide family income of ~$62,500)
- 16% - Average unemployment rate from 2011-2015
    - Nearly 2x greater than the national unemployment rate

From: Brian Baluta
Sent: Friday, April 20, 2018 8:51:16 AM
To: Mary-Sarah Kinner; Derek Armstrong; Cory Hunt; Andrew Clinger
Subject: Re: Opportunity Zones

Looping in rest of team.

On Apr 20, 2018, at 8:34 AM, Brian Baluta <bbaluta@diversifynevada.com> wrote:

> Mary-Sarah, As per the request, here is some verbiage on the methodology for nominating opportunity zones. We're also looking to DETR to run some numbers on the 61 tracts for the release. — BB

AMERICAN OVERSIGHT

To identify the state's 61 priority tracts for Opportunity Zone designations, the Nevada Governor's Office of Economic Development (GOED) and the Nevada Department of Business and Industry solicited input from local governments, regional development authorities, the general public and other interested parties. GOED then utilized indices to measure market traction, social need, and investment opportunity. The methodology incorporates information including:

- % population below poverty
- % households with rent or mortgages greater than 30% of income
- % population not in the labor force
- % of population with less than a high school degree
- Concentrated income (Gini Index)
- Commercial lending
- Multifamily lending
- Small business lending
- Socioeconomic change
- Concentration of jobs

Summary:

The Tax Cuts and Jobs Act of 2017 established an Opportunity Zone tax incentive, which allows taxpayers to defer paying federal tax on capital gains from the sale of property if those gains are invested in Qualified Opportunity Funds that invest 90% of their assets in businesses located or property used in a designated low-income community. Investors receive modest reductions in their eventual tax bill if they maintain their Opportunity Fund investments for at least five and then seven years. Investors that hold capital in those funds for a full ten years also do not have to pay capital gains tax on the appreciation of their Opportunity Zone investments.

Sent from my iPhone

AMERICAN OVERSIGHT

Stephanie M. Klapstein

From: Mary-Sarah Kinner <mkinner@gov.nv.gov>
Sent: Friday, April 20, 2018 6:33 PM
To: Brian Baluta
Cc: Derek Armstrong; Paul Anderson; Andrew Clinger; Cory Hunt
Subject: Re: Opportunity Zones

Awesome, thank you!

On Apr 20, 2018, at 6:29 PM, Brian Baluta <bbaluta@diversifynevada.com> wrote:

> Everything is updated, but the Reno/Sparks map, which should be up shortly.
>
> http://diversifynevada.com/programs-resources/opportunity-zones
>
> ---
>
> Opportunity Zones | Nevada GOED
>
> diversifynevada.com
>
> GOED promotes a robust, diversified and prosperous economy in Nevada, driven by human ingenuity and collaboration with the community.

From: Andrew Clinger
Sent: Friday, April 20, 2018 1:59 PM
To: Cory Hunt
Cc: Mary-Sarah Kinner; Brian Baluta; Derek Armstrong; Paul Anderson
Subject: RE: Opportunity Zones

Makes sense. Thanks

Andrew Clinger
Senior Advisor
Office of Governor Brian Sandoval
101 North Carson Street
Carson City, NV 89701
T: 775-684-5670|D: 775-684-5667|F: 775-684-5683|E: aclinger@gov.nv.gov

AMERICAN OVERSIGHT

From: Cory Hunt [mailto:cory.hunt@diversifynevada.com]
Sent: Friday, April 20, 2018 1:34 PM
To: Andrew Clinger <aclinger@gov.nv.gov>
Cc: Mary-Sarah Kinner <mkinner@gov.nv.gov>; Brian Baluta <bbaluta@diversifynevada.com>; Derek Armstrong <darmstrong@diversifynevada.com>; Paul Anderson <paul.anderson@diversifynevada.com>
Subject: Re: Opportunity Zones

American Community Survey and DETR - it's all in our spreadsheet. The only reason for the change is Derek double checked all my numbers and we felt 234k was too specific; 230k gives us flexibility depending on if TRI is in or out.

On Apr 20, 2018, at 1:24 PM, Andrew Clinger <aclinger@gov.nv.gov> wrote:

> What is our source information for the data? I want to make sure we are confident in the numbers we are using.
>
> Andrew Clinger
> Senior Advisor
> Office of Governor Brian Sandoval
> 101 North Carson Street
> Carson City, NV 89701
> T: 775-684-5670|D: 775-684-5667|F: 775-684-5683|E: aclinger@gov.nv.gov
>
> **From:** Mary-Sarah Kinner
> **Sent:** Friday, April 20, 2018 1:05 PM
> **To:** Cory Hunt <cory.hunt@diversifynevada.com>
> **Cc:** Brian Baluta <bbaluta@diversifynevada.com>; Derek Armstrong <darmstrong@diversifynevada.com>; Andrew Clinger <aclinger@gov.nv.gov>; Paul Anderson <paul.anderson@diversifynevada.com>
> **Subject:** Re: Opportunity Zones
>
> Got it, will update.
>
> Thank you!
>
> Mary-Sarah Kinner
>
> Communications Director

AMERICAN OVERSIGHT

Governor Brian Sandoval

mkinner@gov.nv.gov

From: Cory Hunt <cory.hunt@diversifynevada.com>
Date: Friday, April 20, 2018 at 12:58 PM
To: Mary-Sarah Kinner <mkinner@gov.nv.gov>
Cc: Brian Baluta <bbaluta@diversifynevada.com>, Derek Armstrong <darmstrong@diversifynevada.com>, Andrew Clinger <aclinger@gov.nv.gov>, Paul Anderson <paul.anderson@diversifynevada.com>
Subject: Re: Opportunity Zones

Lets use more than 230,000 in place of 234,000.

On Apr 20, 2018, at 12:23 PM, Mary-Sarah Kinner <mkinner@gov.nv.gov> wrote:

> Thanks, Cory.
>
> Mary-Sarah Kinner
>
> Communications Director
>
> Governor Brian Sandoval
>
> mkinner@gov.nv.gov
>
> ---
>
> **From:** Cory Hunt <cory.hunt@diversifynevada.com>
> **Date:** Friday, April 20, 2018 at 12:01 PM
> **To:** Brian Baluta <bbaluta@diversifynevada.com>, Mary-Sarah Kinner <mkinner@gov.nv.gov>, Derek Armstrong <darmstrong@diversifynevada.com>, Andrew Clinger <aclinger@gov.nv.gov>, Paul Anderson <paul.anderson@diversifynevada.com>
> **Subject:** Re: Opportunity Zones

AMERICAN OVERSIGHT

Here are some high-level stats.

By the Numbers

Opportunity Zone Nominations DIRECTLY impact more than 234,000 Nevadans in some of our most disadvantaged communities. Communities surrounding these tracts are also expected to benefit significantly from investment in designated opportunity zones.

In the 61 tracts:

- ~$37,000 - Average family income
    - (Just 60% of median statewide family income of ~$62,500)
- 16% - Average unemployment rate from 2011-2015
    - Nearly 2x greater than the national unemployment rate

From: Brian Baluta
Sent: Friday, April 20, 2018 8:51:16 AM
To: Mary-Sarah Kinner; Derek Armstrong; Cory Hunt; Andrew Clinger
Subject: Re: Opportunity Zones

Looping in rest of team.

On Apr 20, 2018, at 8:34 AM, Brian Baluta <bbaluta@diversifynevada.com> wrote:

> Mary-Sarah, As per the request, here is some verbiage on the methodology for nominating opportunity zones. We're also looking to DETR to run some numbers on the 61 tracts for the release. — BB

AMERICAN OVERSIGHT

To identify the state's 61 priority tracts for Opportunity Zone designations, the Nevada Governor's Office of Economic Development (GOED) and the Nevada Department of Business and Industry solicited input from local governments, regional development authorities, the general public and other interested parties. GOED then utilized indices to measure market traction, social need, and investment opportunity. The methodology incorporates information including:

- % population below poverty
- % households with rent or mortgages greater than 30% of income
- % population not in the labor force
- % of population with less than a high school degree
- Concentrated income (Gini Index)
- Commercial lending
- Multifamily lending
- Small business lending
- Socioeconomic change
- Concentration of jobs

Summary:

The Tax Cuts and Jobs Act of 2017 established an Opportunity Zone tax incentive, which allows taxpayers to defer paying federal tax on capital gains from the sale of property if those gains are invested in Qualified Opportunity Funds that invest 90% of their assets in businesses located or property used in a designated low-income community. Investors receive modest reductions in their eventual tax bill if they maintain their Opportunity Fund investments for at least five and then seven years. Investors that hold capital in those funds for a full ten years also do not have to pay capital gains tax on the appreciation of their Opportunity Zone investments.

Sent from my iPhone

AMERICAN OVERSIGHT

Stephanie M. Klapstein

From: Mary-Sarah Kinner <mkinner@gov.nv.gov>
Sent: Friday, April 20, 2018 12:24 PM
To: Cory Hunt; Brian Baluta; Derek Armstrong; Andrew Clinger; Paul Anderson
Subject: Re: Opportunity Zones

Thanks, Cory.

Mary-Sarah Kinner
Communications Director
Governor Brian Sandoval
mkinner@gov.nv.gov

From: Cory Hunt <cory.hunt@diversifynevada.com>
Date: Friday, April 20, 2018 at 12:01 PM
To: Brian Baluta <bbaluta@diversifynevada.com>, Mary-Sarah Kinner <mkinner@gov.nv.gov>, Derek Armstrong <darmstrong@diversifynevada.com>, Andrew Clinger <aclinger@gov.nv.gov>, Paul Anderson <paul.anderson@diversifynevada.com>
Subject: Re: Opportunity Zones

Here are some high-level stats.

By the Numbers

Opportunity Zone Nominations DIRECTLY impact more than 234,000 Nevadans in some of our most disadvantaged communities. Communities surrounding these tracts are also expected to benefit significantly from investment in designated opportunity zones.

In the 61 tracts:

- ~$37,000 - Average family income
  - (Just 60% of median statewide family income of ~$62,500)
- 16% - Average unemployment rate from 2011-2015
  - Nearly 2x greater than the national unemployment rate

From: Brian Baluta
Sent: Friday, April 20, 2018 8:51:16 AM
To: Mary-Sarah Kinner; Derek Armstrong; Cory Hunt; Andrew Clinger
Subject: Re: Opportunity Zones

Looping in rest of team.

AMERICAN OVERSIGHT

On Apr 20, 2018, at 8:34 AM, Brian Baluta <bbaluta@diversifynevada.com> wrote:

Mary-Sarah, As per the request, here is some verbiage on the methodology for nominating opportunity zones. We're also looking to DETR to run some numbers on the 61 tracts for the release. — BB

To identify the state's 61 priority tracts for Opportunity Zone designations, the Nevada Governor's Office of Economic Development (GOED) and the Nevada Department of Business and Industry solicited input from local governments, regional development authorities, the general public and other interested parties. GOED then utilized indices to measure market traction, social need, and investment opportunity. The methodology incorporates information including:

- % population below poverty
- % households with rent or mortgages greater than 30% of income
- % population not in the labor force
- % of population with less than a high school degree
- Concentrated income (Gini Index)
- Commercial lending
- Multifamily lending
- Small business lending
- Socioeconomic change
- Concentration of jobs

Summary:

The Tax Cuts and Jobs Act of 2017 established an Opportunity Zone tax incentive, which allows taxpayers to defer paying federal tax on capital gains from the sale of property if those gains are invested in Qualified Opportunity Funds that invest 90% of their assets in businesses located or property used in a designated low-income community. Investors receive modest reductions in their eventual tax bill if they maintain their Opportunity Fund investments for at least five and then seven years. Investors that hold capital in those funds for a full ten years also do not have to pay capital gains tax on the appreciation of their Opportunity Zone investments.

Sent from my iPhone

AMERICAN OVERSIGHT

Stephanie M. Klapstein

From: Andrew Clinger <aclinger@gov.nv.gov>
Sent: Friday, April 20, 2018 1:59 PM
To: Cory Hunt
Cc: Mary-Sarah Kinner; Brian Baluta; Derek Armstrong; Paul Anderson
Subject: RE: Opportunity Zones

Makes sense. Thanks

Andrew Clinger
Senior Advisor
Office of Governor Brian Sandoval
101 North Carson Street
Carson City, NV 89701
T: 775-684-5670|D: 775-684-5667|F: 775-684-5683|E: aclinger@gov.nv.gov

---

From: Cory Hunt [mailto:cory.hunt@diversifynevada.com]
Sent: Friday, April 20, 2018 1:34 PM
To: Andrew Clinger <aclinger@gov.nv.gov>
Cc: Mary-Sarah Kinner <mkinner@gov.nv.gov>; Brian Baluta <bbaluta@diversifynevada.com>; Derek Armstrong <darmstrong@diversifynevada.com>; Paul Anderson <paul.anderson@diversifynevada.com>
Subject: Re: Opportunity Zones

American Community Survey and DETR - it's all in our spreadsheet. The only reason for the change is Derek double checked all my numbers and we felt 234k was too specific; 230k gives us flexibility depending on if TRI is in or out.

On Apr 20, 2018, at 1:24 PM, Andrew Clinger <aclinger@gov.nv.gov> wrote:

> What is our source information for the data? I want to make sure we are confident in the numbers we are using.
>
> Andrew Clinger
> Senior Advisor
> Office of Governor Brian Sandoval
> 101 North Carson Street
> Carson City, NV 89701
> T: 775-684-5670|D: 775-684-5667|F: 775-684-5683|E: aclinger@gov.nv.gov
>
> ---
>
> **From:** Mary-Sarah Kinner
> **Sent:** Friday, April 20, 2018 1:05 PM
> **To:** Cory Hunt <cory.hunt@diversifynevada.com>
> **Cc:** Brian Baluta <bbaluta@diversifynevada.com>; Derek Armstrong <darmstrong@diversifynevada.com>; Andrew Clinger <aclinger@gov.nv.gov>; Paul Anderson <paul.anderson@diversifynevada.com>
> **Subject:** Re: Opportunity Zones
>
> Got it, will update.

AMERICAN OVERSIGHT

Thank you!

Mary-Sarah Kinner
Communications Director
Governor Brian Sandoval
mkinner@gov.nv.gov

From: Cory Hunt <cory.hunt@diversifynevada.com>
Date: Friday, April 20, 2018 at 12:58 PM
To: Mary-Sarah Kinner <mkinner@gov.nv.gov>
Cc: Brian Baluta <bbaluta@diversifynevada.com>, Derek Armstrong <darmstrong@diversifynevada.com>, Andrew Clinger <aclinger@gov.nv.gov>, Paul Anderson <paul.anderson@diversifynevada.com>
Subject: Re: Opportunity Zones

Lets use more than 230,000 in place of 234,000.

On Apr 20, 2018, at 12:23 PM, Mary-Sarah Kinner <mkinner@gov.nv.gov> wrote:

> Thanks, Cory.
>
> Mary-Sarah Kinner
> Communications Director
> Governor Brian Sandoval
> mkinner@gov.nv.gov
>
> ---
>
> **From:** Cory Hunt <cory.hunt@diversifynevada.com>
> **Date:** Friday, April 20, 2018 at 12:01 PM
> **To:** Brian Baluta <bbaluta@diversifynevada.com>, Mary-Sarah Kinner <mkinner@gov.nv.gov>, Derek Armstrong <darmstrong@diversifynevada.com>, Andrew Clinger <aclinger@gov.nv.gov>, Paul Anderson <paul.anderson@diversifynevada.com>
> **Subject:** Re: Opportunity Zones
>
> Here are some high-level stats.
>
> By the Numbers
>
> Opportunity Zone Nominations DIRECTLY impact more than 234,000 Nevadans in some of our most disadvantaged communities. Communities surrounding these tracts are also expected to benefit significantly from investment in designated opportunity zones.
>
> In the 61 tracts:

AMERICAN OVERSIGHT

- ~$37,000 - Average family income
    - (Just 60% of median statewide family income of ~$62,500)
- 16% - Average unemployment rate from 2011-2015
    - Nearly 2x greater than the national unemployment rate

From: Brian Baluta
Sent: Friday, April 20, 2018 8:51:16 AM
To: Mary-Sarah Kinner; Derek Armstrong; Cory Hunt; Andrew Clinger
Subject: Re: Opportunity Zones

Looping in rest of team.

On Apr 20, 2018, at 8:34 AM, Brian Baluta <bbaluta@diversifynevada.com> wrote:

> Mary-Sarah, As per the request, here is some verbiage on the methodology for nominating opportunity zones. We're also looking to DETR to run some numbers on the 61 tracts for the release. — BB
>
> To identify the state's 61 priority tracts for Opportunity Zone designations, the Nevada Governor's Office of Economic Development (GOED) and the Nevada Department of Business and Industry solicited input from local governments, regional development authorities, the general public and other interested parties. GOED then utilized indices to measure market traction, social need, and investment opportunity. The methodology incorporates information including:
>
> - % population below poverty
> - % households with rent or mortgages greater than 30% of income
> - % population not in the labor force
> - % of population with less than a high school degree
> - Concentrated income (Gini Index)
> - Commercial lending
> - Multifamily lending
> - Small business lending
> - Socioeconomic change
> - Concentration of jobs
>
> Summary:
>
> The Tax Cuts and Jobs Act of 2017 established an Opportunity Zone tax incentive, which allows taxpayers to defer paying federal tax on capital gains from the sale of property if those gains are invested in Qualified Opportunity Funds that invest 90% of their assets in businesses located or property used in a designated low-income community. Investors receive modest reductions in their eventual tax bill if they maintain their Opportunity Fund investments for at least five and then seven years. Investors that hold capital in those funds for a full ten years also do not

AMERICAN OVERSIGHT

have to pay capital gains tax on the appreciation of their Opportunity Zone investments.

Sent from my iPhone

AMERICAN OVERSIGHT

Stephanie M. Klapstein

From: Cory Hunt <cory.hunt@diversifynevada.com>
Sent: Friday, April 20, 2018 1:34 PM
To: Andrew Clinger
Cc: Mary-Sarah Kinner; Brian Baluta; Derek Armstrong; Paul Anderson
Subject: Re: Opportunity Zones

American Community Survey and DETR - it's all in our spreadsheet. The only reason for the change is Derek double checked all my numbers and we felt 234k was too specific; 230k gives us flexibility depending on if TRI is in or out.

On Apr 20, 2018, at 1:24 PM, Andrew Clinger <aclinger@gov.nv.gov> wrote:

> What is our source information for the data? I want to make sure we are confident in the numbers we are using.
>
> Andrew Clinger
> Senior Advisor
> Office of Governor Brian Sandoval
> 101 North Carson Street
> Carson City, NV 89701
> T: 775-684-5670|D: 775-684-5667|F: 775-684-5683|E: aclinger@gov.nv.gov
>
> ---
>
> **From:** Mary-Sarah Kinner
> **Sent:** Friday, April 20, 2018 1:05 PM
> **To:** Cory Hunt <cory.hunt@diversifynevada.com>
> **Cc:** Brian Baluta <bbaluta@diversifynevada.com>; Derek Armstrong <darmstrong@diversifynevada.com>; Andrew Clinger <aclinger@gov.nv.gov>; Paul Anderson <paul.anderson@diversifynevada.com>
> **Subject:** Re: Opportunity Zones
>
> Got it, will update.
>
> Thank you!
>
> Mary-Sarah Kinner
> Communications Director
> Governor Brian Sandoval
> mkinner@gov.nv.gov
>
> ---
>
> **From:** Cory Hunt <cory.hunt@diversifynevada.com>
> **Date:** Friday, April 20, 2018 at 12:58 PM
> **To:** Mary-Sarah Kinner <mkinner@gov.nv.gov>
> **Cc:** Brian Baluta <bbaluta@diversifynevada.com>, Derek Armstrong <darmstrong@diversifynevada.com>, Andrew Clinger <aclinger@gov.nv.gov>, Paul Anderson <paul.anderson@diversifynevada.com>
> **Subject:** Re: Opportunity Zones

AMERICAN OVERSIGHT

Lets use more than 230,000 in place of 234,000.

On Apr 20, 2018, at 12:23 PM, Mary-Sarah Kinner <mkinner@gov.nv.gov> wrote:

Thanks, Cory.

Mary-Sarah Kinner
Communications Director
Governor Brian Sandoval
mkinner@gov.nv.gov

From: Cory Hunt <cory.hunt@diversifynevada.com>
Date: Friday, April 20, 2018 at 12:01 PM
To: Brian Baluta <bbaluta@diversifynevada.com>, Mary-Sarah Kinner <mkinner@gov.nv.gov>, Derek Armstrong <darmstrong@diversifynevada.com>, Andrew Clinger <aclinger@gov.nv.gov>, Paul Anderson <paul.anderson@diversifynevada.com>
Subject: Re: Opportunity Zones

Here are some high-level stats.

By the Numbers

Opportunity Zone Nominations DIRECTLY impact more than 234,000 Nevadans in some of our most disadvantaged communities. Communities surrounding these tracts are also expected to benefit significantly from investment in designated opportunity zones.

In the 61 tracts:

- ~$37,000 - Average family income
  - (Just 60% of median statewide family income of ~$62,500)
- 16% - Average unemployment rate from 2011-2015
  - Nearly 2x greater than the national unemployment rate

From: Brian Baluta
Sent: Friday, April 20, 2018 8:51:16 AM
To: Mary-Sarah Kinner; Derek Armstrong; Cory Hunt; Andrew Clinger
Subject: Re: Opportunity Zones

Looping in rest of team.

AMERICAN OVERSIGHT

On Apr 20, 2018, at 8:34 AM, Brian Baluta <bbaluta@diversifynevada.com> wrote:

Mary-Sarah, As per the request, here is some verbiage on the methodology for nominating opportunity zones. We're also looking to DETR to run some numbers on the 61 tracts for the release. — BB

To identify the state's 61 priority tracts for Opportunity Zone designations, the Nevada Governor's Office of Economic Development (GOED) and the Nevada Department of Business and Industry solicited input from local governments, regional development authorities, the general public and other interested parties. GOED then utilized indices to measure market traction, social need, and investment opportunity. The methodology incorporates information including:

- % population below poverty
- % households with rent or mortgages greater than 30% of income
- % population not in the labor force
- % of population with less than a high school degree
- Concentrated income (Gini Index)
- Commercial lending
- Multifamily lending
- Small business lending
- Socioeconomic change
- Concentration of jobs

Summary:

The Tax Cuts and Jobs Act of 2017 established an Opportunity Zone tax incentive, which allows taxpayers to defer paying federal tax on capital gains from the sale of property if those gains are invested in Qualified Opportunity Funds that invest 90% of their assets in businesses located or property used in a designated low-income community. Investors receive modest reductions in their eventual tax bill if they maintain their Opportunity Fund investments for at least five and then seven years. Investors that hold capital in those funds for a full ten years also do not have to pay capital gains tax on the appreciation of their Opportunity Zone investments.

Sent from my iPhone

AMERICAN OVERSIGHT

Stephanie M. Klapstein

From: Andrew Clinger <aclinger@gov.nv.gov>
Sent: Friday, April 20, 2018 1:24 PM
To: Mary-Sarah Kinner; Cory Hunt
Cc: Brian Baluta; Derek Armstrong; Paul Anderson
Subject: RE: Opportunity Zones

What is our source information for the data? I want to make sure we are confident in the numbers we are using.

Andrew Clinger
Senior Advisor
Office of Governor Brian Sandoval
101 North Carson Street
Carson City, NV 89701
T: 775-684-5670|D: 775-684-5667|F: 775-684-5683|E: aclinger@gov.nv.gov

---

From: Mary-Sarah Kinner
Sent: Friday, April 20, 2018 1:05 PM
To: Cory Hunt <cory.hunt@diversifynevada.com>
Cc: Brian Baluta <bbaluta@diversifynevada.com>; Derek Armstrong <darmstrong@diversifynevada.com>; Andrew Clinger <aclinger@gov.nv.gov>; Paul Anderson <paul.anderson@diversifynevada.com>
Subject: Re: Opportunity Zones

Got it, will update.

Thank you!

Mary-Sarah Kinner
Communications Director
Governor Brian Sandoval
mkinner@gov.nv.gov

From: Cory Hunt <cory.hunt@diversifynevada.com>
Date: Friday, April 20, 2018 at 12:58 PM
To: Mary-Sarah Kinner <mkinner@gov.nv.gov>
Cc: Brian Baluta <bbaluta@diversifynevada.com>, Derek Armstrong <darmstrong@diversifynevada.com>, Andrew Clinger <aclinger@gov.nv.gov>, Paul Anderson <paul.anderson@diversifynevada.com>
Subject: Re: Opportunity Zones

Lets use more than 230,000 in place of 234,000.

On Apr 20, 2018, at 12:23 PM, Mary-Sarah Kinner <mkinner@gov.nv.gov> wrote:

> Thanks, Cory.
>
> Mary-Sarah Kinner
> Communications Director
> Governor Brian Sandoval

AMERICAN OVERSIGHT

mkinner@gov.nv.gov

From: Cory Hunt <cory.hunt@diversifynevada.com>
Date: Friday, April 20, 2018 at 12:01 PM
To: Brian Baluta <bbaluta@diversifynevada.com>, Mary-Sarah Kinner <mkinner@gov.nv.gov>, Derek Armstrong <darmstrong@diversifynevada.com>, Andrew Clinger <aclinger@gov.nv.gov>, Paul Anderson <paul.anderson@diversifynevada.com>
Subject: Re: Opportunity Zones

Here are some high-level stats.

By the Numbers

Opportunity Zone Nominations DIRECTLY impact more than 234,000 Nevadans in some of our most disadvantaged communities. Communities surrounding these tracts are also expected to benefit significantly from investment in designated opportunity zones.

In the 61 tracts:

- ~$37,000 - Average family income
    - (Just 60% of median statewide family income of ~$62,500)
- 16% - Average unemployment rate from 2011-2015
    - Nearly 2x greater than the national unemployment rate

From: Brian Baluta
Sent: Friday, April 20, 2018 8:51:16 AM
To: Mary-Sarah Kinner; Derek Armstrong; Cory Hunt; Andrew Clinger
Subject: Re: Opportunity Zones

Looping in rest of team.

On Apr 20, 2018, at 8:34 AM, Brian Baluta <bbaluta@diversifynevada.com> wrote:

> Mary-Sarah, As per the request, here is some verbiage on the methodology for nominating opportunity zones. We're also looking to DETR to run some numbers on the 61 tracts for the release. — BB
>
> To identify the state's 61 priority tracts for Opportunity Zone designations, the Nevada Governor's Office of Economic Development (GOED) and the Nevada Department of Business and Industry solicited input from local governments, regional development authorities, the general public and other interested parties. GOED then utilized indices to

AMERICAN OVERSIGHT

measure market traction, social need, and investment opportunity. The methodology incorporates information including:

- % population below poverty
- % households with rent or mortgages greater than 30% of income
- % population not in the labor force
- % of population with less than a high school degree
- Concentrated income (Gini Index)
- Commercial lending
- Multifamily lending
- Small business lending
- Socioeconomic change
- Concentration of jobs

Summary:

The Tax Cuts and Jobs Act of 2017 established an Opportunity Zone tax incentive, which allows taxpayers to defer paying federal tax on capital gains from the sale of property if those gains are invested in Qualified Opportunity Funds that invest 90% of their assets in businesses located or property used in a designated low-income community. Investors receive modest reductions in their eventual tax bill if they maintain their Opportunity Fund investments for at least five and then seven years. Investors that hold capital in those funds for a full ten years also do not have to pay capital gains tax on the appreciation of their Opportunity Zone investments.

Sent from my iPhone

AMERICAN OVERSIGHT

NV-DA-20-0615-A-005485

Stephanie M. Klapstein

From: Cory Hunt <cory.hunt@diversifynevada.com>
Sent: Friday, April 20, 2018 12:58 PM
To: Mary-Sarah Kinner
Cc: Brian Baluta; Derek Armstrong; Andrew Clinger; Paul Anderson
Subject: Re: Opportunity Zones

Lets use more than 230,000 in place of 234,000.

On Apr 20, 2018, at 12:23 PM, Mary-Sarah Kinner <mkinner@gov.nv.gov> wrote:

> Thanks, Cory.
>
> Mary-Sarah Kinner
> Communications Director
> Governor Brian Sandoval
> mkinner@gov.nv.gov
>
> ---
>
> **From:** Cory Hunt <cory.hunt@diversifynevada.com>
> **Date:** Friday, April 20, 2018 at 12:01 PM
> **To:** Brian Baluta <bbaluta@diversifynevada.com>, Mary-Sarah Kinner <mkinner@gov.nv.gov>, Derek Armstrong <darmstrong@diversifynevada.com>, Andrew Clinger <aclinger@gov.nv.gov>, Paul Anderson <paul.anderson@diversifynevada.com>
> **Subject:** Re: Opportunity Zones
>
> Here are some high-level stats.
>
> By the Numbers
>
> Opportunity Zone Nominations DIRECTLY impact more than 234,000 Nevadans in some of our most disadvantaged communities. Communities surrounding these tracts are also expected to benefit significantly from investment in designated opportunity zones.
>
> In the 61 tracts:
>
> - ~$37,000 - Average family income
> - (Just 60% of median statewide family income of ~$62,500)
> - 16% - Average unemployment rate from 2011-2015
> - Nearly 2x greater than the national unemployment rate

AMERICAN OVERSIGHT

From: Brian Baluta
Sent: Friday, April 20, 2018 8:51:16 AM
To: Mary-Sarah Kinner; Derek Armstrong; Cory Hunt; Andrew Clinger
Subject: Re: Opportunity Zones

Looping in rest of team.

On Apr 20, 2018, at 8:34 AM, Brian Baluta <bbaluta@diversifynevada.com> wrote:

> Mary-Sarah, As per the request, here is some verbiage on the methodology for nominating opportunity zones. We're also looking to DETR to run some numbers on the 61 tracts for the release. — BB
>
> To identify the state's 61 priority tracts for Opportunity Zone designations, the Nevada Governor's Office of Economic Development (GOED) and the Nevada Department of Business and Industry solicited input from local governments, regional development authorities, the general public and other interested parties. GOED then utilized indices to measure market traction, social need, and investment opportunity. The methodology incorporates information including:
>
> - % population below poverty
> - % households with rent or mortgages greater than 30% of income
> - % population not in the labor force
> - % of population with less than a high school degree
> - Concentrated income (Gini Index)
> - Commercial lending
> - Multifamily lending
> - Small business lending
> - Socioeconomic change
> - Concentration of jobs
>
> Summary:
>
> The Tax Cuts and Jobs Act of 2017 established an Opportunity Zone tax incentive, which allows taxpayers to defer paying federal tax on capital gains from the sale of property if those gains are invested in Qualified Opportunity Funds that invest 90% of their assets in businesses located or property used in a designated low-income community. Investors receive modest reductions in their eventual tax bill if they maintain their Opportunity Fund investments for at least five and then seven years. Investors that hold capital in those funds for a full ten years also do not have to pay capital gains tax on the appreciation of their Opportunity Zone investments.
>
> Sent from my iPhone

AMERICAN OVERSIGHT

Stephanie M. Klapstein

From: Brian Baluta <bbaluta@diversifynevada.com>
Sent: Friday, April 20, 2018 6:29 PM
To: Mary-Sarah Kinner; Derek Armstrong
Cc: Paul Anderson; Andrew Clinger; Cory Hunt
Subject: Re: Opportunity Zones

Everything is updated, but the Reno/Sparks map, which should be up shortly.

http://diversifynevada.com/programs-resources/opportunity-zones

Opportunity Zones | Nevada GOED

diversifynevada.com

GOED promotes a robust, diversified and prosperous economy in Nevada, driven by human ingenuity and collaboration with the community.

From: Andrew Clinger
Sent: Friday, April 20, 2018 1:59 PM
To: Cory Hunt
Cc: Mary-Sarah Kinner; Brian Baluta; Derek Armstrong; Paul Anderson
Subject: RE: Opportunity Zones

Makes sense. Thanks

Andrew Clinger
Senior Advisor
Office of Governor Brian Sandoval
101 North Carson Street
Carson City, NV 89701
T: 775-684-5670|D: 775-684-5667|F: 775-684-5683|E: aclinger@gov.nv.gov

---

From: Cory Hunt [mailto:cory.hunt@diversifynevada.com]
Sent: Friday, April 20, 2018 1:34 PM
To: Andrew Clinger <aclinger@gov.nv.gov>
Cc: Mary-Sarah Kinner <mkinner@gov.nv.gov>; Brian Baluta <bbaluta@diversifynevada.com>; Derek Armstrong

AMERICAN OVERSIGHT

<darmstrong@diversifynevada.com>; Paul Anderson <paul.anderson@diversifynevada.com>
Subject: Re: Opportunity Zones

American Community Survey and DETR - it's all in our spreadsheet. The only reason for the change is Derek double checked all my numbers and we felt 234k was too specific; 230k gives us flexibility depending on if TRI is in or out.

On Apr 20, 2018, at 1:24 PM, Andrew Clinger <aclinger@gov.nv.gov> wrote:

> What is our source information for the data? I want to make sure we are confident in the numbers we are using.
>
> Andrew Clinger
> Senior Advisor
> Office of Governor Brian Sandoval
> 101 North Carson Street
> Carson City, NV 89701
> T: 775-684-5670|D: 775-684-5667|F: 775-684-5683|E: aclinger@gov.nv.gov
>
> ---
>
> **From:** Mary-Sarah Kinner
> **Sent:** Friday, April 20, 2018 1:05 PM
> **To:** Cory Hunt <cory.hunt@diversifynevada.com>
> **Cc:** Brian Baluta <bbaluta@diversifynevada.com>; Derek Armstrong <darmstrong@diversifynevada.com>; Andrew Clinger <aclinger@gov.nv.gov>; Paul Anderson <paul.anderson@diversifynevada.com>
> **Subject:** Re: Opportunity Zones
>
> Got it, will update.
>
> Thank you!
>
> Mary-Sarah Kinner
>
> Communications Director
>
> Governor Brian Sandoval
>
> mkinner@gov.nv.gov

AMERICAN OVERSIGHT

From: Cory Hunt <cory.hunt@diversifynevada.com>
Date: Friday, April 20, 2018 at 12:58 PM
To: Mary-Sarah Kinner <mkinner@gov.nv.gov>
Cc: Brian Baluta <bbaluta@diversifynevada.com>, Derek Armstrong <darmstrong@diversifynevada.com>, Andrew Clinger <aclinger@gov.nv.gov>, Paul Anderson <paul.anderson@diversifynevada.com>
Subject: Re: Opportunity Zones

Lets use more than 230,000 in place of 234,000.

On Apr 20, 2018, at 12:23 PM, Mary-Sarah Kinner <mkinner@gov.nv.gov> wrote:

> Thanks, Cory.
>
> Mary-Sarah Kinner
>
> Communications Director
>
> Governor Brian Sandoval
>
> mkinner@gov.nv.gov

> **From:** Cory Hunt <cory.hunt@diversifynevada.com>
> **Date:** Friday, April 20, 2018 at 12:01 PM
> **To:** Brian Baluta <bbaluta@diversifynevada.com>, Mary-Sarah Kinner <mkinner@gov.nv.gov>, Derek Armstrong <darmstrong@diversifynevada.com>, Andrew Clinger <aclinger@gov.nv.gov>, Paul Anderson <paul.anderson@diversifynevada.com>
> **Subject:** Re: Opportunity Zones
>
> Here are some high-level stats.
>
> By the Numbers

AMERICAN OVERSIGHT

Opportunity Zone Nominations DIRECTLY impact more than 234,000 Nevadans in some of our most disadvantaged communities. Communities surrounding these tracts are also expected to benefit significantly from investment in designated opportunity zones.

In the 61 tracts:

- ~$37,000 - Average family income
    - (Just 60% of median statewide family income of ~$62,500)
- 16% - Average unemployment rate from 2011-2015
    - Nearly 2x greater than the national unemployment rate

From: Brian Baluta
Sent: Friday, April 20, 2018 8:51:16 AM
To: Mary-Sarah Kinner; Derek Armstrong; Cory Hunt; Andrew Clinger
Subject: Re: Opportunity Zones

Looping in rest of team.

On Apr 20, 2018, at 8:34 AM, Brian Baluta <bbaluta@diversifynevada.com> wrote:

> Mary-Sarah, As per the request, here is some verbiage on the methodology for nominating opportunity zones. We're also looking to DETR to run some numbers on the 61 tracts for the release. — BB
>
> To identify the state's 61 priority tracts for Opportunity Zone designations, the Nevada Governor's Office of Economic Development (GOED) and the Nevada Department of Business and Industry solicited input from local governments, regional development authorities, the general public and other interested parties. GOED then utilized indices to measure market traction, social need, and investment opportunity. The methodology incorporates information including:
>
> - % population below poverty
> - % households with rent or mortgages greater than 30% of income
> - % population not in the labor force
> - % of population with less than a high school degree
> - Concentrated income (Gini Index)
> - Commercial lending
> - Multifamily lending
> - Small business lending
> - Socioeconomic change

AMERICAN OVERSIGHT

- Concentration of jobs

Summary:

The Tax Cuts and Jobs Act of 2017 established an Opportunity Zone tax incentive, which allows taxpayers to defer paying federal tax on capital gains from the sale of property if those gains are invested in Qualified Opportunity Funds that invest 90% of their assets in businesses located or property used in a designated low-income community. Investors receive modest reductions in their eventual tax bill if they maintain their Opportunity Fund investments for at least five and then seven years. Investors that hold capital in those funds for a full ten years also do not have to pay capital gains tax on the appreciation of their Opportunity Zone investments.

Sent from my iPhone

AMERICAN OVERSIGHT

Stephanie M. Klapstein

From: Brian Baluta <bbaluta@diversifynevada.com>
Sent: Friday, April 20, 2018 8:51 AM
To: Mary-Sarah Kinner; Derek Armstrong; Cory Hunt; Andrew Clinger
Subject: Re: Opportunity Zones

Looping in rest of team.

On Apr 20, 2018, at 8:34 AM, Brian Baluta <bbaluta@diversifynevada.com> wrote:

> Mary-Sarah, As per the request, here is some verbiage on the methodology for nominating opportunity zones. We're also looking to DETR to run some numbers on the 61 tracts for the release. — BB
>
> To identify the state's 61 priority tracts for Opportunity Zone designations, the Nevada Governor's Office of Economic Development (GOED) and the Nevada Department of Business and Industry solicited input from local governments, regional development authorities, the general public and other interested parties. GOED then utilized indices to measure market traction, social need, and investment opportunity. The methodology incorporates information including:
>
> - % population below poverty
> - % households with rent or mortgages greater than 30% of income
> - % population not in the labor force
> - % of population with less than a high school degree
> - Concentrated income (Gini Index)
> - Commercial lending
> - Multifamily lending
> - Small business lending
> - Socioeconomic change
> - Concentration of jobs
>
> Summary:
>
> The Tax Cuts and Jobs Act of 2017 established an Opportunity Zone tax incentive, which allows taxpayers to defer paying federal tax on capital gains from the sale of property if those gains are invested in Qualified Opportunity Funds that invest 90% of their assets in businesses located or property used in a designated low-income community. Investors receive modest reductions in their eventual tax bill if they maintain their Opportunity Fund investments for at least five and then seven years. Investors that hold capital in those funds for a full ten years also do not have to pay capital gains tax on the appreciation of their Opportunity Zone investments.
>
> Sent from my iPhone

AMERICAN OVERSIGHT

Stephanie M. Klapstein

From: Paul Anderson <paul.anderson@diversifynevada.com>
Sent: Thursday, June 14, 2018 12:37 PM
To: Andrew Clinger
Subject: Re: Opportunity Zones

Thanks Andrew.

Paul Anderson | Executive Director
Governors Office of Economic Development | GOED
paul.anderson@diversifynevada.com

On Jun 14, 2018, at 12:03 PM, Andrew Clinger <aclinger@gov.nv.gov> wrote:

> Nevada's Opportunity Zones have been approved.
>
> Andrew Clinger
> Senior Advisor
> Office of Governor Brian Sandoval
> 101 North Carson Street
> Carson City, NV 89701
> T: 775-684-5670|D: 775-684-5667|F: 775-684-5683|E: aclinger@gov.nv.gov
>
> <Copy of Nevada Designated QOZs.xlsx>
>
> <IRS Designation Letter NV.PDF>

AMERICAN OVERSIGHT

Stephanie M. Klapstein

From: Mary-Sarah Kinner <mkinner@gov.nv.gov>
Sent: Friday, April 20, 2018 6:37 PM
To: Brian Baluta
Cc: Derek Armstrong; Paul Anderson; Andrew Clinger; Cory Hunt
Subject: Re: Opportunity Zones

Fabulous, thank you so much.

On Apr 20, 2018, at 6:34 PM, Brian Baluta <bbaluta@diversifynevada.com> wrote:

> New Reno/Sparks map is uploaded and everything is good to go.

From: Mary-Sarah Kinner
Sent: Friday, April 20, 2018 6:32 PM
To: Brian Baluta
Cc: Derek Armstrong; Paul Anderson; Andrew Clinger; Cory Hunt
Subject: Re: Opportunity Zones

> Awesome, thank you!
>
> On Apr 20, 2018, at 6:29 PM, Brian Baluta <bbaluta@diversifynevada.com> wrote:
>
> > Everything is updated, but the Reno/Sparks map, which should be up shortly.
> >
> > http://diversifynevada.com/programs-resources/opportunity-zones
>
> Opportunity Zones | Nevada GOED
>
> diversifynevada.com
>
> GOED promotes a robust, diversified and prosperous economy in Nevada, driven by human ingenuity and collaboration with the community.

From: Andrew Clinger
Sent: Friday, April 20, 2018 1:59 PM
To: Cory Hunt
Cc: Mary-Sarah Kinner; Brian Baluta; Derek Armstrong; Paul Anderson
Subject: RE: Opportunity Zones

AMERICAN OVERSIGHT

Makes sense. Thanks

Andrew Clinger
Senior Advisor
Office of Governor Brian Sandoval
101 North Carson Street
Carson City, NV 89701
T: 775-684-5670|D: 775-684-5667|F: 775-684-5683|E: aclinger@gov.nv.gov

---

From: Cory Hunt [mailto:cory.hunt@diversifynevada.com]
Sent: Friday, April 20, 2018 1:34 PM
To: Andrew Clinger <aclinger@gov.nv.gov>
Cc: Mary-Sarah Kinner <mkinner@gov.nv.gov>; Brian Baluta <bbaluta@diversifynevada.com>; Derek Armstrong <darmstrong@diversifynevada.com>; Paul Anderson <paul.anderson@diversifynevada.com>
Subject: Re: Opportunity Zones

American Community Survey and DETR - it's all in our spreadsheet. The only reason for the change is Derek double checked all my numbers and we felt 234k was too specific; 230k gives us flexibility depending on if TRI is in or out.

On Apr 20, 2018, at 1:24 PM, Andrew Clinger <aclinger@gov.nv.gov> wrote:

> What is our source information for the data? I want to make sure we are confident in the numbers we are using.
>
> Andrew Clinger
> Senior Advisor
> Office of Governor Brian Sandoval
> 101 North Carson Street
> Carson City, NV 89701
> T: 775-684-5670|D: 775-684-5667|F: 775-684-5683|E: aclinger@gov.nv.gov
>
> ---
>
> **From:** Mary-Sarah Kinner
> **Sent:** Friday, April 20, 2018 1:05 PM
> **To:** Cory Hunt <cory.hunt@diversifynevada.com>

AMERICAN OVERSIGHT

Cc: Brian Baluta <bbaluta@diversifynevada.com>; Derek Armstrong <darmstrong@diversifynevada.com>; Andrew Clinger <aclinger@gov.nv.gov>; Paul Anderson <paul.anderson@diversifynevada.com>
Subject: Re: Opportunity Zones

Got it, will update.

Thank you!

Mary-Sarah Kinner

Communications Director

Governor Brian Sandoval

mkinner@gov.nv.gov

From: Cory Hunt <cory.hunt@diversifynevada.com>
Date: Friday, April 20, 2018 at 12:58 PM
To: Mary-Sarah Kinner <mkinner@gov.nv.gov>
Cc: Brian Baluta <bbaluta@diversifynevada.com>, Derek Armstrong <darmstrong@diversifynevada.com>, Andrew Clinger <aclinger@gov.nv.gov>, Paul Anderson <paul.anderson@diversifynevada.com>
Subject: Re: Opportunity Zones

Lets use more than 230,000 in place of 234,000.

On Apr 20, 2018, at 12:23 PM, Mary-Sarah Kinner <mkinner@gov.nv.gov> wrote:

> Thanks, Cory.
>
> Mary-Sarah Kinner

AMERICAN OVERSIGHT

Communications Director

Governor Brian Sandoval

mkinner@gov.nv.gov

From: Cory Hunt <cory.hunt@diversifynevada.com>
Date: Friday, April 20, 2018 at 12:01 PM
To: Brian Baluta <bbaluta@diversifynevada.com>, Mary-Sarah Kinner <mkinner@gov.nv.gov>, Derek Armstrong <darmstrong@diversifynevada.com>, Andrew Clinger <aclinger@gov.nv.gov>, Paul Anderson <paul.anderson@diversifynevada.com>
Subject: Re: Opportunity Zones

Here are some high-level stats.

By the Numbers

Opportunity Zone Nominations DIRECTLY impact more than 234,000 Nevadans in some of our most disadvantaged communities. Communities surrounding these tracts are also expected to benefit significantly from investment in designated opportunity zones.

In the 61 tracts:

- ~$37,000 - Average family income
    - (Just 60% of median statewide family income of ~$62,500)
- 16% - Average unemployment rate from 2011-2015
    - Nearly 2x greater than the national unemployment rate

AMERICAN OVERSIGHT

From: Brian Baluta
Sent: Friday, April 20, 2018 8:51:16 AM
To: Mary-Sarah Kinner; Derek Armstrong; Cory Hunt; Andrew Clinger
Subject: Re: Opportunity Zones

Looping in rest of team.

On Apr 20, 2018, at 8:34 AM, Brian Baluta <bbaluta@diversifynevada.com> wrote:

> Mary-Sarah, As per the request, here is some verbiage on the methodology for nominating opportunity zones. We're also looking to DETR to run some numbers on the 61 tracts for the release. — BB
>
> To identify the state's 61 priority tracts for Opportunity Zone designations, the Nevada Governor's Office of Economic Development (GOED) and the Nevada Department of Business and Industry solicited input from local governments, regional development authorities, the general public and other interested parties. GOED then utilized indices to measure market traction, social need, and investment opportunity. The methodology incorporates information including:
>
> - % population below poverty
> - % households with rent or mortgages greater than 30% of income
> - % population not in the labor force
> - % of population with less than a high school degree
> - Concentrated income (Gini Index)
> - Commercial lending
> - Multifamily lending

AMERICAN OVERSIGHT

- Small business lending
- Socioeconomic change
- Concentration of jobs

Summary:

The Tax Cuts and Jobs Act of 2017 established an Opportunity Zone tax incentive, which allows taxpayers to defer paying federal tax on capital gains from the sale of property if those gains are invested in Qualified Opportunity Funds that invest 90% of their assets in businesses located or property used in a designated low-income community. Investors receive modest reductions in their eventual tax bill if they maintain their Opportunity Fund investments for at least five and then seven years. Investors that hold capital in those funds for a full ten years also do not have to pay capital gains tax on the appreciation of their Opportunity Zone investments.

Sent from my iPhone

AMERICAN OVERSIGHT

Stephanie M. Klapstein

From: Mary-Sarah Kinner <mkinner@gov.nv.gov>
Sent: Friday, April 20, 2018 12:24 PM
To: Cory Hunt; Brian Baluta; Derek Armstrong; Andrew Clinger; Paul Anderson
Subject: Re: Opportunity Zones

Thanks, Cory.

Mary-Sarah Kinner
Communications Director
Governor Brian Sandoval
mkinner@gov.nv.gov

From: Cory Hunt <cory.hunt@diversifynevada.com>
Date: Friday, April 20, 2018 at 12:01 PM
To: Brian Baluta <bbaluta@diversifynevada.com>, Mary-Sarah Kinner <mkinner@gov.nv.gov>, Derek Armstrong <darmstrong@diversifynevada.com>, Andrew Clinger <aclinger@gov.nv.gov>, Paul Anderson <paul.anderson@diversifynevada.com>
Subject: Re: Opportunity Zones

Here are some high-level stats.

By the Numbers

Opportunity Zone Nominations DIRECTLY impact more than 234,000 Nevadans in some of our most disadvantaged communities. Communities surrounding these tracts are also expected to benefit significantly from investment in designated opportunity zones.

In the 61 tracts:

- ~$37,000 - Average family income
  - (Just 60% of median statewide family income of ~$62,500)
- 16% - Average unemployment rate from 2011-2015
  - Nearly 2x greater than the national unemployment rate

From: Brian Baluta
Sent: Friday, April 20, 2018 8:51:16 AM
To: Mary-Sarah Kinner; Derek Armstrong; Cory Hunt; Andrew Clinger
Subject: Re: Opportunity Zones

Looping in rest of team.

AMERICAN OVERSIGHT

On Apr 20, 2018, at 8:34 AM, Brian Baluta <bbaluta@diversifynevada.com> wrote:

Mary-Sarah, As per the request, here is some verbiage on the methodology for nominating opportunity zones. We're also looking to DETR to run some numbers on the 61 tracts for the release. — BB

To identify the state's 61 priority tracts for Opportunity Zone designations, the Nevada Governor's Office of Economic Development (GOED) and the Nevada Department of Business and Industry solicited input from local governments, regional development authorities, the general public and other interested parties. GOED then utilized indices to measure market traction, social need, and investment opportunity. The methodology incorporates information including:

- % population below poverty
- % households with rent or mortgages greater than 30% of income
- % population not in the labor force
- % of population with less than a high school degree
- Concentrated income (Gini Index)
- Commercial lending
- Multifamily lending
- Small business lending
- Socioeconomic change
- Concentration of jobs

Summary:

The Tax Cuts and Jobs Act of 2017 established an Opportunity Zone tax incentive, which allows taxpayers to defer paying federal tax on capital gains from the sale of property if those gains are invested in Qualified Opportunity Funds that invest 90% of their assets in businesses located or property used in a designated low-income community. Investors receive modest reductions in their eventual tax bill if they maintain their Opportunity Fund investments for at least five and then seven years. Investors that hold capital in those funds for a full ten years also do not have to pay capital gains tax on the appreciation of their Opportunity Zone investments.

Sent from my iPhone

AMERICAN OVERSIGHT

Stephanie M. Klapstein

From: Andrew Clinger <aclinger@gov.nv.gov>
Sent: Friday, April 20, 2018 1:59 PM
To: Cory Hunt
Cc: Mary-Sarah Kinner; Brian Baluta; Derek Armstrong; Paul Anderson
Subject: RE: Opportunity Zones

Makes sense. Thanks

Andrew Clinger
Senior Advisor
Office of Governor Brian Sandoval
101 North Carson Street
Carson City, NV 89701
T: 775-684-5670|D: 775-684-5667|F: 775-684-5683|E: aclinger@gov.nv.gov

---

From: Cory Hunt [mailto:cory.hunt@diversifynevada.com]
Sent: Friday, April 20, 2018 1:34 PM
To: Andrew Clinger <aclinger@gov.nv.gov>
Cc: Mary-Sarah Kinner <mkinner@gov.nv.gov>; Brian Baluta <bbaluta@diversifynevada.com>; Derek Armstrong <darmstrong@diversifynevada.com>; Paul Anderson <paul.anderson@diversifynevada.com>
Subject: Re: Opportunity Zones

American Community Survey and DETR - it's all in our spreadsheet. The only reason for the change is Derek double checked all my numbers and we felt 234k was too specific; 230k gives us flexibility depending on if TRI is in or out.

On Apr 20, 2018, at 1:24 PM, Andrew Clinger <aclinger@gov.nv.gov> wrote:

> What is our source information for the data? I want to make sure we are confident in the numbers we are using.
>
> Andrew Clinger
> Senior Advisor
> Office of Governor Brian Sandoval
> 101 North Carson Street
> Carson City, NV 89701
> T: 775-684-5670|D: 775-684-5667|F: 775-684-5683|E: aclinger@gov.nv.gov
>
> ---
>
> **From:** Mary-Sarah Kinner
> **Sent:** Friday, April 20, 2018 1:05 PM
> **To:** Cory Hunt <cory.hunt@diversifynevada.com>
> **Cc:** Brian Baluta <bbaluta@diversifynevada.com>; Derek Armstrong <darmstrong@diversifynevada.com>; Andrew Clinger <aclinger@gov.nv.gov>; Paul Anderson <paul.anderson@diversifynevada.com>
> **Subject:** Re: Opportunity Zones
>
> Got it, will update.

AMERICAN OVERSIGHT

Thank you!

Mary-Sarah Kinner
Communications Director
Governor Brian Sandoval
mkinner@gov.nv.gov

From: Cory Hunt <cory.hunt@diversifynevada.com>
Date: Friday, April 20, 2018 at 12:58 PM
To: Mary-Sarah Kinner <mkinner@gov.nv.gov>
Cc: Brian Baluta <bbaluta@diversifynevada.com>, Derek Armstrong <darmstrong@diversifynevada.com>, Andrew Clinger <aclinger@gov.nv.gov>, Paul Anderson <paul.anderson@diversifynevada.com>
Subject: Re: Opportunity Zones

Lets use more than 230,000 in place of 234,000.

On Apr 20, 2018, at 12:23 PM, Mary-Sarah Kinner <mkinner@gov.nv.gov> wrote:

> Thanks, Cory.
>
> Mary-Sarah Kinner
> Communications Director
> Governor Brian Sandoval
> mkinner@gov.nv.gov
>
> ---
>
> **From:** Cory Hunt <cory.hunt@diversifynevada.com>
> **Date:** Friday, April 20, 2018 at 12:01 PM
> **To:** Brian Baluta <bbaluta@diversifynevada.com>, Mary-Sarah Kinner <mkinner@gov.nv.gov>, Derek Armstrong <darmstrong@diversifynevada.com>, Andrew Clinger <aclinger@gov.nv.gov>, Paul Anderson <paul.anderson@diversifynevada.com>
> **Subject:** Re: Opportunity Zones
>
> Here are some high-level stats.
>
> By the Numbers
>
> Opportunity Zone Nominations DIRECTLY impact more than 234,000 Nevadans in some of our most disadvantaged communities. Communities surrounding these tracts are also expected to benefit significantly from investment in designated opportunity zones.
>
> In the 61 tracts:

AMERICAN OVERSIGHT

- ~$37,000 - Average family income
    - (Just 60% of median statewide family income of ~$62,500)
- 16% - Average unemployment rate from 2011-2015
    - Nearly 2x greater than the national unemployment rate

From: Brian Baluta
Sent: Friday, April 20, 2018 8:51:16 AM
To: Mary-Sarah Kinner; Derek Armstrong; Cory Hunt; Andrew Clinger
Subject: Re: Opportunity Zones

Looping in rest of team.

On Apr 20, 2018, at 8:34 AM, Brian Baluta <bbaluta@diversifynevada.com> wrote:

> Mary-Sarah, As per the request, here is some verbiage on the methodology for nominating opportunity zones. We're also looking to DETR to run some numbers on the 61 tracts for the release. — BB
>
> To identify the state's 61 priority tracts for Opportunity Zone designations, the Nevada Governor's Office of Economic Development (GOED) and the Nevada Department of Business and Industry solicited input from local governments, regional development authorities, the general public and other interested parties. GOED then utilized indices to measure market traction, social need, and investment opportunity. The methodology incorporates information including:
>
> - % population below poverty
> - % households with rent or mortgages greater than 30% of income
> - % population not in the labor force
> - % of population with less than a high school degree
> - Concentrated income (Gini Index)
> - Commercial lending
> - Multifamily lending
> - Small business lending
> - Socioeconomic change
> - Concentration of jobs
>
> Summary:
>
> The Tax Cuts and Jobs Act of 2017 established an Opportunity Zone tax incentive, which allows taxpayers to defer paying federal tax on capital gains from the sale of property if those gains are invested in Qualified Opportunity Funds that invest 90% of their assets in businesses located or property used in a designated low-income community. Investors receive modest reductions in their eventual tax bill if they maintain their Opportunity Fund investments for at least five and then seven years. Investors that hold capital in those funds for a full ten years also do not

AMERICAN OVERSIGHT

have to pay capital gains tax on the appreciation of their Opportunity Zone investments.

Sent from my iPhone

AMERICAN OVERSIGHT

Stephanie M. Klapstein

From: Cory Hunt <cory.hunt@diversifynevada.com>
Sent: Friday, April 20, 2018 1:34 PM
To: Andrew Clinger
Cc: Mary-Sarah Kinner; Brian Baluta; Derek Armstrong; Paul Anderson
Subject: Re: Opportunity Zones

American Community Survey and DETR - it's all in our spreadsheet. The only reason for the change is Derek double checked all my numbers and we felt 234k was too specific; 230k gives us flexibility depending on if TRI is in or out.

On Apr 20, 2018, at 1:24 PM, Andrew Clinger <aclinger@gov.nv.gov> wrote:

> What is our source information for the data? I want to make sure we are confident in the numbers we are using.
>
> Andrew Clinger
> Senior Advisor
> Office of Governor Brian Sandoval
> 101 North Carson Street
> Carson City, NV 89701
> T: 775-684-5670|D: 775-684-5667|F: 775-684-5683|E: aclinger@gov.nv.gov
>
> ---
>
> **From:** Mary-Sarah Kinner
> **Sent:** Friday, April 20, 2018 1:05 PM
> **To:** Cory Hunt <cory.hunt@diversifynevada.com>
> **Cc:** Brian Baluta <bbaluta@diversifynevada.com>; Derek Armstrong <darmstrong@diversifynevada.com>; Andrew Clinger <aclinger@gov.nv.gov>; Paul Anderson <paul.anderson@diversifynevada.com>
> **Subject:** Re: Opportunity Zones
>
> Got it, will update.
>
> Thank you!
>
> Mary-Sarah Kinner
> Communications Director
> Governor Brian Sandoval
> mkinner@gov.nv.gov
>
> ---
>
> **From:** Cory Hunt <cory.hunt@diversifynevada.com>
> **Date:** Friday, April 20, 2018 at 12:58 PM
> **To:** Mary-Sarah Kinner <mkinner@gov.nv.gov>
> **Cc:** Brian Baluta <bbaluta@diversifynevada.com>, Derek Armstrong <darmstrong@diversifynevada.com>, Andrew Clinger <aclinger@gov.nv.gov>, Paul Anderson <paul.anderson@diversifynevada.com>
> **Subject:** Re: Opportunity Zones

AMERICAN OVERSIGHT

Lets use more than 230,000 in place of 234,000.

On Apr 20, 2018, at 12:23 PM, Mary-Sarah Kinner <mkinner@gov.nv.gov> wrote:

Thanks, Cory.

Mary-Sarah Kinner
Communications Director
Governor Brian Sandoval
mkinner@gov.nv.gov

From: Cory Hunt <cory.hunt@diversifynevada.com>
Date: Friday, April 20, 2018 at 12:01 PM
To: Brian Baluta <bbaluta@diversifynevada.com>, Mary-Sarah Kinner <mkinner@gov.nv.gov>, Derek Armstrong <darmstrong@diversifynevada.com>, Andrew Clinger <aclinger@gov.nv.gov>, Paul Anderson <paul.anderson@diversifynevada.com>
Subject: Re: Opportunity Zones

Here are some high-level stats.

By the Numbers

Opportunity Zone Nominations DIRECTLY impact more than 234,000 Nevadans in some of our most disadvantaged communities. Communities surrounding these tracts are also expected to benefit significantly from investment in designated opportunity zones.

In the 61 tracts:

- ~$37,000 - Average family income
  - (Just 60% of median statewide family income of ~$62,500)
- 16% - Average unemployment rate from 2011-2015
  - Nearly 2x greater than the national unemployment rate

From: Brian Baluta
Sent: Friday, April 20, 2018 8:51:16 AM
To: Mary-Sarah Kinner; Derek Armstrong; Cory Hunt; Andrew Clinger
Subject: Re: Opportunity Zones

Looping in rest of team.

AMERICAN OVERSIGHT

On Apr 20, 2018, at 8:34 AM, Brian Baluta <bbaluta@diversifynevada.com> wrote:

Mary-Sarah, As per the request, here is some verbiage on the methodology for nominating opportunity zones. We're also looking to DETR to run some numbers on the 61 tracts for the release. — BB

To identify the state's 61 priority tracts for Opportunity Zone designations, the Nevada Governor's Office of Economic Development (GOED) and the Nevada Department of Business and Industry solicited input from local governments, regional development authorities, the general public and other interested parties. GOED then utilized indices to measure market traction, social need, and investment opportunity. The methodology incorporates information including:

- % population below poverty
- % households with rent or mortgages greater than 30% of income
- % population not in the labor force
- % of population with less than a high school degree
- Concentrated income (Gini Index)
- Commercial lending
- Multifamily lending
- Small business lending
- Socioeconomic change
- Concentration of jobs

Summary:

The Tax Cuts and Jobs Act of 2017 established an Opportunity Zone tax incentive, which allows taxpayers to defer paying federal tax on capital gains from the sale of property if those gains are invested in Qualified Opportunity Funds that invest 90% of their assets in businesses located or property used in a designated low-income community. Investors receive modest reductions in their eventual tax bill if they maintain their Opportunity Fund investments for at least five and then seven years. Investors that hold capital in those funds for a full ten years also do not have to pay capital gains tax on the appreciation of their Opportunity Zone investments.

Sent from my iPhone

AMERICAN OVERSIGHT

Stephanie M. Klapstein

From: Andrew Clinger <aclinger@gov.nv.gov>
Sent: Friday, April 20, 2018 1:24 PM
To: Mary-Sarah Kinner; Cory Hunt
Cc: Brian Baluta; Derek Armstrong; Paul Anderson
Subject: RE: Opportunity Zones

What is our source information for the data? I want to make sure we are confident in the numbers we are using.

Andrew Clinger
Senior Advisor
Office of Governor Brian Sandoval
101 North Carson Street
Carson City, NV 89701
T: 775-684-5670|D: 775-684-5667|F: 775-684-5683|E: aclinger@gov.nv.gov

---

From: Mary-Sarah Kinner
Sent: Friday, April 20, 2018 1:05 PM
To: Cory Hunt <cory.hunt@diversifynevada.com>
Cc: Brian Baluta <bbaluta@diversifynevada.com>; Derek Armstrong <darmstrong@diversifynevada.com>; Andrew Clinger <aclinger@gov.nv.gov>; Paul Anderson <paul.anderson@diversifynevada.com>
Subject: Re: Opportunity Zones

Got it, will update.

Thank you!

Mary-Sarah Kinner
Communications Director
Governor Brian Sandoval
mkinner@gov.nv.gov

From: Cory Hunt <cory.hunt@diversifynevada.com>
Date: Friday, April 20, 2018 at 12:58 PM
To: Mary-Sarah Kinner <mkinner@gov.nv.gov>
Cc: Brian Baluta <bbaluta@diversifynevada.com>, Derek Armstrong <darmstrong@diversifynevada.com>, Andrew Clinger <aclinger@gov.nv.gov>, Paul Anderson <paul.anderson@diversifynevada.com>
Subject: Re: Opportunity Zones

Lets use more than 230,000 in place of 234,000.

On Apr 20, 2018, at 12:23 PM, Mary-Sarah Kinner <mkinner@gov.nv.gov> wrote:

> Thanks, Cory.
>
> Mary-Sarah Kinner
> Communications Director
> Governor Brian Sandoval

AMERICAN OVERSIGHT

mkinner@gov.nv.gov

From: Cory Hunt <cory.hunt@diversifynevada.com>
Date: Friday, April 20, 2018 at 12:01 PM
To: Brian Baluta <bbaluta@diversifynevada.com>, Mary-Sarah Kinner <mkinner@gov.nv.gov>, Derek Armstrong <darmstrong@diversifynevada.com>, Andrew Clinger <aclinger@gov.nv.gov>, Paul Anderson <paul.anderson@diversifynevada.com>
Subject: Re: Opportunity Zones

Here are some high-level stats.

By the Numbers

Opportunity Zone Nominations DIRECTLY impact more than 234,000 Nevadans in some of our most disadvantaged communities. Communities surrounding these tracts are also expected to benefit significantly from investment in designated opportunity zones.

In the 61 tracts:

- ~$37,000 - Average family income
    - (Just 60% of median statewide family income of ~$62,500)
- 16% - Average unemployment rate from 2011-2015
    - Nearly 2x greater than the national unemployment rate

From: Brian Baluta
Sent: Friday, April 20, 2018 8:51:16 AM
To: Mary-Sarah Kinner; Derek Armstrong; Cory Hunt; Andrew Clinger
Subject: Re: Opportunity Zones

Looping in rest of team.

On Apr 20, 2018, at 8:34 AM, Brian Baluta <bbaluta@diversifynevada.com> wrote:

> Mary-Sarah, As per the request, here is some verbiage on the methodology for nominating opportunity zones. We're also looking to DETR to run some numbers on the 61 tracts for the release. — BB
>
> To identify the state's 61 priority tracts for Opportunity Zone designations, the Nevada Governor's Office of Economic Development (GOED) and the Nevada Department of Business and Industry solicited input from local governments, regional development authorities, the general public and other interested parties. GOED then utilized indices to

AMERICAN OVERSIGHT

measure market traction, social need, and investment opportunity. The methodology incorporates information including:

- % population below poverty
- % households with rent or mortgages greater than 30% of income
- % population not in the labor force
- % of population with less than a high school degree
- Concentrated income (Gini Index)
- Commercial lending
- Multifamily lending
- Small business lending
- Socioeconomic change
- Concentration of jobs

Summary:

The Tax Cuts and Jobs Act of 2017 established an Opportunity Zone tax incentive, which allows taxpayers to defer paying federal tax on capital gains from the sale of property if those gains are invested in Qualified Opportunity Funds that invest 90% of their assets in businesses located or property used in a designated low-income community. Investors receive modest reductions in their eventual tax bill if they maintain their Opportunity Fund investments for at least five and then seven years. Investors that hold capital in those funds for a full ten years also do not have to pay capital gains tax on the appreciation of their Opportunity Zone investments.

Sent from my iPhone

AMERICAN OVERSIGHT

NV-DA-20-0615-A-005512

Stephanie M. Klapstein

From: Cory Hunt <cory.hunt@diversifynevada.com>
Sent: Friday, April 20, 2018 12:58 PM
To: Mary-Sarah Kinner
Cc: Brian Baluta; Derek Armstrong; Andrew Clinger; Paul Anderson
Subject: Re: Opportunity Zones

Lets use more than 230,000 in place of 234,000.

On Apr 20, 2018, at 12:23 PM, Mary-Sarah Kinner <mkinner@gov.nv.gov> wrote:

> Thanks, Cory.
>
> Mary-Sarah Kinner
> Communications Director
> Governor Brian Sandoval
> mkinner@gov.nv.gov
>
> ---
>
> **From:** Cory Hunt <cory.hunt@diversifynevada.com>
> **Date:** Friday, April 20, 2018 at 12:01 PM
> **To:** Brian Baluta <bbaluta@diversifynevada.com>, Mary-Sarah Kinner <mkinner@gov.nv.gov>, Derek Armstrong <darmstrong@diversifynevada.com>, Andrew Clinger <aclinger@gov.nv.gov>, Paul Anderson <paul.anderson@diversifynevada.com>
> **Subject:** Re: Opportunity Zones
>
> Here are some high-level stats.
>
> By the Numbers
>
> Opportunity Zone Nominations DIRECTLY impact more than 234,000 Nevadans in some of our most disadvantaged communities. Communities surrounding these tracts are also expected to benefit significantly from investment in designated opportunity zones.
>
> In the 61 tracts:
>
> - ~$37,000 - Average family income
> - (Just 60% of median statewide family income of ~$62,500)
> - 16% - Average unemployment rate from 2011-2015
> - Nearly 2x greater than the national unemployment rate

AMERICAN OVERSIGHT

From: Brian Baluta
Sent: Friday, April 20, 2018 8:51:16 AM
To: Mary-Sarah Kinner; Derek Armstrong; Cory Hunt; Andrew Clinger
Subject: Re: Opportunity Zones

Looping in rest of team.

On Apr 20, 2018, at 8:34 AM, Brian Baluta <bbaluta@diversifynevada.com> wrote:

> Mary-Sarah, As per the request, here is some verbiage on the methodology for nominating opportunity zones. We're also looking to DETR to run some numbers on the 61 tracts for the release. — BB
>
> To identify the state's 61 priority tracts for Opportunity Zone designations, the Nevada Governor's Office of Economic Development (GOED) and the Nevada Department of Business and Industry solicited input from local governments, regional development authorities, the general public and other interested parties. GOED then utilized indices to measure market traction, social need, and investment opportunity. The methodology incorporates information including:
>
> - % population below poverty
> - % households with rent or mortgages greater than 30% of income
> - % population not in the labor force
> - % of population with less than a high school degree
> - Concentrated income (Gini Index)
> - Commercial lending
> - Multifamily lending
> - Small business lending
> - Socioeconomic change
> - Concentration of jobs
>
> Summary:
>
> The Tax Cuts and Jobs Act of 2017 established an Opportunity Zone tax incentive, which allows taxpayers to defer paying federal tax on capital gains from the sale of property if those gains are invested in Qualified Opportunity Funds that invest 90% of their assets in businesses located or property used in a designated low-income community. Investors receive modest reductions in their eventual tax bill if they maintain their Opportunity Fund investments for at least five and then seven years. Investors that hold capital in those funds for a full ten years also do not have to pay capital gains tax on the appreciation of their Opportunity Zone investments.
>
> Sent from my iPhone

AMERICAN OVERSIGHT

Stephanie M. Klapstein

From: Brian Baluta <bbaluta@diversifynevada.com>
Sent: Friday, April 20, 2018 8:51 AM
To: Mary-Sarah Kinner; Derek Armstrong; Cory Hunt; Andrew Clinger
Subject: Re: Opportunity Zones

Looping in rest of team.

On Apr 20, 2018, at 8:34 AM, Brian Baluta <bbaluta@diversifynevada.com> wrote:

> Mary-Sarah, As per the request, here is some verbiage on the methodology for nominating opportunity zones. We're also looking to DETR to run some numbers on the 61 tracts for the release. — BB
>
> To identify the state's 61 priority tracts for Opportunity Zone designations, the Nevada Governor's Office of Economic Development (GOED) and the Nevada Department of Business and Industry solicited input from local governments, regional development authorities, the general public and other interested parties. GOED then utilized indices to measure market traction, social need, and investment opportunity. The methodology incorporates information including:
>
> - % population below poverty
> - % households with rent or mortgages greater than 30% of income
> - % population not in the labor force
> - % of population with less than a high school degree
> - Concentrated income (Gini Index)
> - Commercial lending
> - Multifamily lending
> - Small business lending
> - Socioeconomic change
> - Concentration of jobs
>
> Summary:
>
> The Tax Cuts and Jobs Act of 2017 established an Opportunity Zone tax incentive, which allows taxpayers to defer paying federal tax on capital gains from the sale of property if those gains are invested in Qualified Opportunity Funds that invest 90% of their assets in businesses located or property used in a designated low-income community. Investors receive modest reductions in their eventual tax bill if they maintain their Opportunity Fund investments for at least five and then seven years. Investors that hold capital in those funds for a full ten years also do not have to pay capital gains tax on the appreciation of their Opportunity Zone investments.
>
> Sent from my iPhone

AMERICAN OVERSIGHT

Stephanie M. Klapstein

From: Paul Anderson <paul.anderson@diversifynevada.com>
Sent: Thursday, June 14, 2018 12:37 PM
To: Andrew Clinger
Subject: Re: Opportunity Zones

Thanks Andrew.

Paul Anderson | Executive Director
Governors Office of Economic Development | GOED
paul.anderson@diversifynevada.com

On Jun 14, 2018, at 12:03 PM, Andrew Clinger <aclinger@gov.nv.gov> wrote:

> Nevada's Opportunity Zones have been approved.
>
> Andrew Clinger
> Senior Advisor
> Office of Governor Brian Sandoval
> 101 North Carson Street
> Carson City, NV 89701
> T: 775-684-5670|D: 775-684-5667|F: 775-684-5683|E: aclinger@gov.nv.gov
>
> <Copy of Nevada Designated QOZs.xlsx>
>
> <IRS Designation Letter NV.PDF>

AMERICAN OVERSIGHT

Stephanie M. Klapstein

From: jaime@alwaysontime.biz
Sent: Thursday, April 26, 2018 9:24 AM
To: 'Melanie Sheldon'
Subject: RE: Question re. Transcript
Attachments: GOED Board Meeting - March 15 2018 - Minutes.docx; GOED Board Meeting - March 15 2018 - Transcript.doc

Hi Melanie,

Please find attached the transcript and minutes. Again, I am really sorry about the delay, it should've not taken that long but I really thought it was done.

Please let me know if you need any changes. We did the best we could on some of the names. Some we researched and were able to find proper spelling but others we just couldn't read on the sheet. We are happy to make any necessary changes though.

Thanks much,

Jaime Caris
Always On Time
www.AlwaysOnTime.biz

Toll Free: 800-921-3259
Las Vegas: 702-434-8368

From: Melanie Sheldon <msheldon@diversifynevada.com>
Sent: Monday, April 23, 2018 8:58 AM
To: jaime@alwaysontime.biz
Subject: RE: Question re. Transcript

Good morning Jaime,

I hope you had a fabulous weekend. Just doing a quick follow up on the below.

Thanks in advance.

Kind regards

Melanie Sheldon
Executive Assistant to Paul Anderson & Business Development Specialist
Nevada Governor's Office of Economic Development
555 E. Washington Ave., Suite 5400, Las Vegas, NV 89101
Main: (702) 486-2700
Office: (702) 486-2702
Cell: (702) 526-0772
msheldon@diversifynevada.com
www.diversifynevada.com

AMERICAN OVERSIGHT

Nevada Governor's Office of
ECONOMIC DEVELOPMENT
Empowering Success

Follow us:

From: jaime@alwaysontime.biz [mailto:jaime@alwaysontime.biz]
Sent: Friday, April 20, 2018 8:44 AM
To: Melanie Sheldon <msheldon@diversifynevada.com>
Subject: RE: Question re. Transcript

Hi Melanie,

I could've sworn we turned that in already. I have switched systems in the last month so give me a bit to check on both for the files. (Things got a little crazy with the files transfers 😊)

Thanks much!

Jaime Caris
Always On Time
www.AlwaysOnTime.biz

Toll Free: 800-921-3259
Las Vegas: 702-434-8368

From: Melanie Sheldon <msheldon@diversifynevada.com>
Sent: Friday, April 20, 2018 8:39 AM
To: Jaime@AlwaysOnTime.biz
Subject: Question re. Transcript

Good morning Jaime,

I hope you are well and having a great week. There really is no rush on this at all, I am just checking in. A colleague at LVGEA asked if the March GOED Meeting transcript (not minutes) was ready yet as he wanted to look for a comment. I know it was a very, very long meeting so it's absolutely fine if it's not ready yet. However, if it is, would you mind sending through? He doesn't need the minutes just the transcript.

Kind regards,

Melanie Sheldon
Executive Assistant to Paul Anderson & Business Development Specialist
Nevada Governor's Office of Economic Development
555 E. Washington Ave., Suite 5400, Las Vegas, NV 89101
Main: (702) 486-2700
Office: (702) 486-2702
Cell: (702) 526-0772
msheldon@diversifynevada.com
www.diversifynevada.com

Nevada Governor's Office of
ECONOMIC DEVELOPMENT
Empowering Success

AMERICAN OVERSIGHT

Follow us: 

STATE OF NEVADA
GOVERNOR'S OFFICE of ECONOMIC DEVELOPMENT
BOARD MEETING
March 15, 2018

The meeting of the Board of Economic Development was called to order by Governor Brian Sandoval at the Capitol Building, 101 N. Carson Street, Carson City, Nevada, 89701; and via video conference at the Grant Sawyer Building, Governor's Conference Room, 555 E. Washington Avenue, Room 5100, Las Vegas, Nevada, 89101.

1. CALL TO ORDER, ROLL CALL AND ESTABLISH QUORUM

VOTING BOARD MEMBERS PRESENT

Governor Brian Sandoval, State of Nevada
Lieutenant Governor Mark Hutchison, State of Nevada
Secretary of State, Barbara Cegavske
Dr. Weldon Havins, Director, Medical Jurisprudence and Ophthalmology, Touro University Nevada
Mr. James Barrett, Jr., President and Founder, The JABarrett Company
Mr. Sam Routson, Chief Administrative Officer, Winnemucca Farms
Mr. Rob Roy, CEO/Founder, Switch

NON-VOTING BOARD MEMBERS PRESENT

Mr. Don Soderberg, Director, Department of Employment Rehabilitation and Training
Mr. John White, Chancellor and CEO, Nevada System of Higher Education

STAFF MEMBERS PRESENT

Mr. Steve Hill, Executive Director, GOED, Secretary of Board
Michael Dang, Director of Business Operations, GOED
Jenn Cooper, Communications Director, GOED
Bob Potts, Research Director, GOED
Steve Woodbury, Administrative Services Officer, GOED
Michelle Sibley, Executive Assistant / HR Coordinator, GOED
Melanie Sheldon, Executive Assistant / Business Development Specialist, GOED
Nichole Anderson, Administrative Assistant, Business Development Division, GOED

GUESTS PRESENT

Assemblywoman Irene Bustamante-Adams
Henna Rasul, Attorney General's Office
Barbara Coffee, City of Henderson
Michael Walsh, LVGEA
Nancy McCormick, EDAWN
Chris Ault, EDAWN

AMERICAN OVERSIGHT

Perry Ursem, LVGEA
Michael Walsh, LVGEA
Anthony Ruiz, LVGEA
Colin Brett McNeil, Aptiv
Todd Ohendt, Aptiv
Manu Namboodiri, Aptiv
Spencer Schmerling, Cascade
Todd Clark, Scientific Games
Phil Klevorick, Clark County, Economic Development
Frank Woodbeck
Dan Hunt, C4Mining
Patti Hunt, C4Mining
Derek Armstrong, GOED
Stuart Edenfield, WMI
April Ruelas, EWS
Rolayn Ruelas, EWS
Bill Legere, CNLV

2. PUBLIC COMMENT

Secretary of State Cegavske reminded staff to ensure that companies submitting applications for abatements are in good standing and have a business license with the State of Nevada.

3. GOVERNOR SANDOVAL'S COMMENTS

Governor Sandoval introduced Director Paul Anderson as GOED's Executive Director and noted he had previously had the privilege of working with him during Director Anderson's role as Assembly Leader in the Nevada legislature.

Governor Sandoval welcomed Mr. Raymond Specht to the GOED Board. Mr. Specht thanked Governor Sandoval and advised he was honored to have the opportunity to serve the State.

4. APPROVAL OF THE JANUARY 18, 2018 BOARD MEETING MINUTES

Governor Sandoval asked if any changes needed to be made to the minutes. There were no changes. Lieutenant Governor Hutchison and Mr. Raymond Specht abstained from the vote as they were not present at the previous meeting.

A MOTION WAS MADE BY SECRETARY OF STATE CEGAVSKE TO APPROVE THE JANUARY 19, 2017 MEETING MINUTES; THIS MOTION

AMERICAN OVERSIGHT

WAS SECONDED BY MR. DAN KLAICH. THE MOTION PASSED UNANIMOUSLY.

5. ABATEMENT APPLICATIONS FOR BOARD APPROVAL:

A. AEROSPEC NDT SERVICES, INC

- **AVIATION SALES AND USE TAX ABATEMENT**
- **AVIATION PERSONAL PROPERTY TAX ABATEMENT**

Mr. Stan Thomas, Executive Vice President, Economic Development Authority of Western Nevada (EDAWN), presented AeroSpec NDT Services, Inc., and provided a brief overview of the company and abatements sought. AeroSpec is an aviation company that provides non-destructive testing laboratory services for the commercial aviation. Mr. Thomas was joined by Mr. Ed Gordon, COO of AeroSpec.

Mr. Gordon advised that companies involved in commercial or military aircraft send their equipment to AeroSpec to have a complex set of non-destructive testing performed on the equipment to certify there are no delamination's, or pockets of air within the structure of the particular part of the aircraft. In addition to aircrafts, AeroSpec is also a certified qualified supplier to the pipeline industry in Mexico, following behind recently completed welding in trucks with sophisticated equipment to ensure the welds are sufficient.

There are advantages to the company relocating to Reno, Nevada. It would be possible for the company to ship and have customers' parts back within 24 hours. Also, the University of Reno is contemplating offering composite engineering which could lead to a relationship with AeroSpec where the university could perform various test and publish the results using AeroSpec's equipment.

Governor Sandoval asked whether an absolute decision has been made to relocate to northern Nevada. Mr. Gordon confirmed and noted that senior management is also looking to relocate.

Governor Sandoval inquired the skill set sought in potential employees. Mr. Gordon advised there are three levels within the company. Level I and Level II will operate the basic equipment and Level III will certify that the results are correct.

Governor Sandoval asked whether the company intends to hire locally. Mr. Gordon confirmed this is accurate.

Dr. Dana Bennett asked how the company anticipates engaging with the community. Mr. Gordon responded he will be a key spokesman as he is active in 15 organizations and the interest in this topic is high.

AMERICAN OVERSIGHT

Lieutenant Governor Hutchison thanked Mr. Gordon for his presentation and noted that the aerospace sector is a priority of GOED. Lieutenant Governor Hutchison asked Mr. Gordon to elaborate on his goals of Nevada's future in the aerospace industry and business. Mr. Gordon noted that some of the major complexities of building airplanes under composite reinforced plastic is the cost of the non-destruct testing and the fact that there are not enough qualified suppliers. Once the company is qualified, they will be a very competitive supplier within Nevada.

Lieutenant Governor Hutchison inquired whether Mr. Gordon believes Nevada is well-positioned to continue to grow the aerospace defense sector. Mr. Gordon confirmed this is his belief.

Lieutenant Governor Hutchison asked whether the $6.6M in capital investment will result in the workforce continuing to grow. Mr. Gordon confirmed that the workforce will continue to grow and noted that some companies are requesting that the equipment be brought onsite to perform the testing.

Governor Sandoval asked whether the company is currently testing. Mr. Gordon noted that when the capital is in place, it takes around eight months to be operational.

A MOTION WAS MADE BY DR. DANA BENNETT TO APPROVE THE APPLICATION FOR AN AVIATION SALES TAX ABATEMENT, AND AN AVIATION PERSONAL PROPERTY TAX ABATEMENT AS DESCRIBED IN AGENDA ITEM 5A. THIS MOTION WAS SECONDED BY MR. DAN KLAICH. THE MOTION PASSED UNANIMOUSLY.

B. C4MINING COMPANY

- **SALES TAX ABATEMENT**
- **MODIFIED BUSINESS TAX ABATEMENT**
- **PERSONAL PROPERTY TAX ABATEMENT**

Mr. Perry Ursem, Vice President of Business Retention and Expansion for the Las Vegas Global Economic Alliance (LVGEA), presented C4Mining Company, and provided a brief overview of the company and abatements being sought. C4 provides block chain services for the cryptocurrency industry. C4 is not a financial services company, but rather an IT solutions provider that establishes connections between computer networks to allows cryptocurrencies to be mined and then transactions recorded anywhere in the world on the block chain. Mr. Ursem was joined by Mr. Dan Hunt, Founder and CEO.

Mr. Hunt noted that while many businesses in the cryptocurrency mining operations are based outside of the United States, C4 leased a small building in Las Vegas that has been turned in to a Research and Development facility. The company decided to relocate to Nevada after Bill 398 was passed, showing that Nevada is progressive and the legislature is interested in the technology C4 is building and willing to listen to changes.

AMERICAN OVERSIGHT

Governor Sandoval asked Mr. Hunt to explain mining cryptocurrency. Mr. Hunt stated it is a very complex mathematical problem and the company utilizes specialized computers that solve those problems, and then once they solve those problems, they get awarded the next block on the block chain. If an individual was going to send $1,000 through cryptocurrency, it would have to go through the block chain to have that happen. Once each block is solved, then that block says, okay, this is a real transaction, and then it moves on to the next block.

Governor Sandoval noted the average wage of $40.77 and asked Mr. Hunt if he felt confident he would find the right employees in southern Nevada. Mr. Hunt confirmed and noted he had looked into programming and block chain technology developers prior to relocating to Nevada. In addition, Mr. Hunt feels confident the skilled labor and subcontractor talent is available in southern Nevada, and the company will be collaborating with Cascade Financial with regards to customer service to handle the 24-hour customer service demand.

Secretary of State Cegavske noted the need for a 100K-sqaure-foot facility and inquired whether the current facility leased could be added onto. Mr. Hunt answered, no, there is not the option to add on to the current facility. Mr. Hunt added that one of the recent developments since submitting the application is putting the Miners into mobile data centers. The mobile data centers are 20-foot shipping containers that can be placed in locations where there is sufficient power. The 100K-square-foot building being sought would be utilized as a manufacturing facility for the container system, and the company would also utilize space for the process of emersion cooling of the computers.

Secretary of State Cegavske noted the need of a surplus of energy and space. Mr. Hunt advised the containers can be stacked seven-high in the facility but will need to be serviced and maintained on a high-level regularly by technicians.

Secretary of State Cegavske asked whether the fluctuating prices are of concern. Mr. Hunt answered that it is not a concern. Consultants have advised that at the end of 2018 bitcoin will be between somewhere between 20,000 and 30,000 a bitcoin. C4 will mine Ethereum, Lead Coin and Monero in addition to bitcoin. C4's core belief is that cryptocurrency, digital currency and block chain technology is the future of the financial system whether it is in the United States or around the world.

Mr. Hunt advised the Board that in addition to C4Mining Company, he, his wife, and Mr. David Frost also founded CryptoU. CryptoU is a company that travels the world teaching crypto education. The technology can be shifted wherever the census shifts. C4 is not a bitcoin mining company, it is a cryptocurrency mining company looking at furthering the block chain.

Lieutenant Governor Hutchison asked Mr. Hunt to elaborate on the idea that Nevada can serve as a place of clustering for C4's cryptocurrency mining company operations? Mr. Hunt responded that the industry is expanding greatly and Las Vegas is the perfect place to be due to the fact that Bill 398 is in place. In addition to the mining company

AMERICAN OVERSIGHT

operations, Mr. Hunt has also invested in bitcoin ATMs and will push this concept moving forward in the future.

Mr. Dan Klaich noted that while the application does not create the number of jobs statutorily required, the quality of the application in terms of the industry and wages far outweigh the requirements of quantity of jobs created.

Governor Sandoval thanked Mr. Klaich for his comments and stated that Nevada wants to remain ahead of the curve.

Director Anderson noted for clarification that the application passed two of the three statutory requirements.

A MOTION WAS MADE BY SECRETARY OF STATE CEGAVSKE TO APPROVE THE APPLICATION FOR A SALES TAX ABATEMENT, A MODIFIED BUSINESS TAX ABATEMENT AND A PERSONAL PROPERTY TAX ABATEMENT AS DESCRIBED IN AGENDA ITEM 5B. THIS MOTION WAS SECONDED BY MR. JAMES BARRETT. THE MOTION PASSED UNANIMOUSLY.

C. INTERNALDRIVE, INC. DBA ID TECH

- **SALES TAX ABATEMENT**
- **MODIFIED BUSINESS TAX ABATEMENT**
- **PERSONAL PROPERTY TAX ABATEMENT**

Mr. Chris Ault Jr., Vice President of Business Development for EDAWN, presented internalDrive, Inc. dba iD Tech, and provided a brief overview of the company and abatements being sought. iD Tech is a world-wide provider of STEM education who host world-wide education programs. Mr. Ault was joined by Mr. Dylan DeHart, Director of Logistics, as well as the Logistics Manager, Colin.

Mr. DeHart explained that iD Tech provides year-round programs and is going into its 20th summer as a STEM education summer camp. This summer, 58,000 students will attend across the country and internationally. iD Tech typically rents out lab space in universities and bring the kids into those universities. iD Tech uses their own equipment, computers and instructors, thereby giving the campers a great STEM education experience, and it also introduces the students to college life.

iD Tech's mission is to deliver the highest quality, most inspiring and innovative tech knowledge experiences to the next generation of visionaries, one student at a time. The company's core value is to deliver engaging educational experiences. Education is reinvented by offering cutting-edge curriculum in a lively hands-on environment while keeping the safety of each student as the number one goal. The company offers all-girl

AMERICAN OVERSIGHT

tech programs, robust scholarship programs, and proprietary learning platforms and curricula.

Each year, iD Tech has a surplus of equipment that can no longer be used that is donated to local schools. In the previous year, the company donated over $220K of robotics kits, office supplies and sports supplies to schools in San Jose, California. This same donation process will take place in Reno.

Mr. DeHart noted that while several other potential sites were investigated, Nevada was an attractive location to the company because Nevada offers better facilitates, higher vacancy rates, lower taxes, potential for abatements, and the proximity to the main office in California. The main office lease in California expires in December of 2019 and if the experience is positive in Reno, there is a possibility to move the Customer Service Departments, Curriculum Developers, Marketing, and some IT and other support staff from California to Nevada.

Governor Sandoval noted that because the employee relocating to Nevada will not endure a salary decrease, that will result in a 10% raise by crossing the state line. Governor Sandoval inquired whether the company will be hiring locally. Mr. DeHart confirmed this is accurate and advised that seven employees have been hired locally thus far, as well as a few hardware technicians to service and maintain a computer fleet of around 10,000 laptops.

Governor Sandoval asked whether the experience of finding employees has been positive. Mr. DeHart confirmed this is accurate.

Governor Sandoval complimented the company on providing 100% of the healthcare benefits upon hiring, and encouraged Mr. DeHart to reach out to Mr. Brian Mitchell, Executive Director of the Nevada Office of Science, Innovation and Technology, in regards to a possible collaboration between iD Tech and the office with STEM education.

Governor Sandoval also encouraged Mr. DeHart to reach out to Mr. Steve Canavero, Superintendent of Schools, in regards to the donation process and getting the supplies to the students.

Mr. Dan Klaich noted his appreciation of this particular application stating that STEM education for young students, and offering an all-girl program, is absolutely critical for the country. Mr. DeHart thanked Mr. Klaich and noted the company now offers 10 all-girl programs and the number of participants has risen from 14% to 26% in the past four years.

Secretary of State Cegavske noted her appreciation that the company made the decision to collaborate with the Girl Scouts.

A MOTION WAS MADE BY SECRETARY OF STATE CEGAVSKE TO APPROVE THE APPLICATION FOR A SALES TAX ABATEMENT, A

AMERICAN OVERSIGHT

MODIFIED BUSINESS TAX ABATEMENT AND A PERSONAL PROPERTY TAX ABATEMENT AS DESCRIBED IN AGENDA ITEM 5C. THIS MOTION WAS SECONDED BY DR. DANA BENNETT. THE MOTION PASSED UNANIMOUSLY.

D. MECP1 RENO 1, LLC

- **SALES TAX ABATEMENT**
- **MODIFIED BUSINESS TAX ABATEMENT**
- **PERSONAL PROPERTY TAX ABATEMENT**

Mr. Stan Thomas, Executive Vice President of EDAWN, presented MECP1 Reno 1, LLC, and provided a brief overview of the company and abatements sought. Mr. Thomas was joined by Matt Muell, Senior VP with EdgeCore Data Centers.

Mr. Muell explained that EdgeCore is a newly formed, privately held Data Center Owner/Operator and Developer currently in the process of creating scalable campus-style data center developments in six markets across the US, with Storey County in Nevada as one of the six.

It is envisioned that the campus in Storey County will be supporting up to 1M-square-feet of data center capacity that will be developed in phases over time. The investment will exceed $200M to $300M over a five to seven-year period, potentially growing substantially from there, including additional investments by tenants into additional data center infrastructure, servers, cabinets and the equipment that goes inside of the data center. It is believed that the ongoing construction phases will create 300 to 400 construction jobs. In addition, the company will employ 50 full-time employees at the campus. Those types of employees range from mechanical and electrical technicians, telecommunications operations staff, and security guard personnel.

Nevada was chosen for a couple of reasons, it is a disaster risk averse location relative to some of the competing locations that data center operators typically consider, Nevada offers a very attractive total cost of operation to the customer when equating the cost of power and taxes, and finally, the pro-business environment that Nevada offers is attractive. If awarded the abatements, the company plans to start development immediately and have the first building completed by early 2019.

Governor Sandoval asked whether Mr. Muell found the private cost of power in Nevada competitive. Mr. Muell confirmed that the cost of power in northern Nevada is extremely competitive relative to other locations that data centers should be in.

Governor Sandoval asked whether the company has analyzed the Energy Choice Initiative that is going to be on the ballot in the fall of 2018. Mr. Muell stated he has a call setup the following week with Nevada Energy to discuss the initiative.

AMERICAN OVERSIGHT

Governor Sandoval asked whether the availability of green energy in Nevada was also a factor in the decision-making process? Mr. Muell answered, absolutely, it's required by the customer base.

Governor Sandoval asked for the term, substitute market, to be defined. Mr. Muell responded that substitute marked refers to northern California primarily, which is a very large established data center market. It is believed that the latency characteristics of northern Nevada, in terms of just transmitting data back to that area, can support over 50% of the applications that are currently residing in the Bay area.

Lieutenant Governor Hutchison noted that he was particularly pleased with this application as it is a validation of policy making a difference with the Data Center Sales and Use Tax Abatements and the Personal Property Tax Abatements, prompting new companies to consider Nevada.

Governor Sandoval inquired whether the company considered Nevada because the Sales Tax Abatement for data centers had been dropped. Mr. Muell confirmed this is accurate.

A MOTION WAS MADE BY MR. DAN KLAICH TO APPROVE THE APPLICATION FOR A SALES TAX ABATEMENT, A MODIFIED BUSINESS TAX ABATEMENT AND A PERSONAL PROPERTY TAX ABATEMENT AS DESCRIBED IN AGENDA ITEM 5D. THIS MOTION WAS SECONDED BY MR. JAMES BARRETT. THE MOTION PASSED UNANIMOUSLY.

E. MONIN, INC.

- **SALES TAX ABATEMENT**
- **MODIFIED BUSINESS TAX ABATEMENT**
- **PERSONAL PROPERTY TAX ABATEMENT**

Mr. Stan Thomas, Executives Vice President with EDAWN, presented Monin Inc., and provided a brief overview of the company and abatements sought. Monin is a global manufacturer premium flavoring, and is planning to open up a syrup manufacturing facility in northern Nevada. Mr. Thomas was joined by Bill Lombardo, CEO for Monin.

Mr. Lombardo explained that Monin started 106 years ago in the center of France and currently operate in about 145 countries around the world. Monin Americas manufactures in Clear Water, Florida, and ship to 50 states and 27 foreign countries in this hemisphere. Monin is seeking to diversify manufacturing and to move to a western-base. The growth has been quite steady through the last 20 years since coming to the United States. The first plant was built in Clear Water 20-years ago, and currently has 155 employees.

Monin has been recognized in the Tampa Bay Area as one of the Top-10 employers in the small/medium category for the past eight years. The company's voluntarily turnover

AMERICAN OVERSIGHT

rate is less than 3% over the last 10 years. The company has built a good culture and the goal would be to bring that to Nevada.

While several other locations were investigated, Nevada was chosen. If the abatements sought are awarded, the company would proceed to contract land and then build a brand new facility. The company would hire 30 new employees within the first two years. The intent, if awarded the abatements, would be to move quickly and be operational by mid-2019 with a manufacturing warehouse and distribution facility. Monin also plans to build an innovation and training center as the company supplies flavorings to roughly 80K restaurants, hotels, cafes and bars

Governor Sandoval inquired to the specific skill set sought in future employees. Mr. Lombardo noted the company processes liquid, so a set of people that are somewhat good with chemistry will be needed, as well as, food safety and quality assurance, warehouse workers, managers, production supervisor, warehouse supervisor and logistics supervisors for delivery of the products.

Governor Sandoval asked whether water quality was a factor in the decision-making process. Mr. Lombardo responded both water quality and availability.

Governor Sandoval inquired whether the company would make an absolute decision to locate to Nevada if the abatements sought were awarded. Mr. Lombardo confirmed this is accurate and added that the company is anxious to move quickly and could be signing a purchase agreement within a matter of days.

A MOTION WAS MADE BY DR. HAVINS TO APPROVE THE APPLICATION FOR A SALES TAX ABATEMENT, A MODIFIED BUSINESS TAX ABATEMENT AND A PERSONAL PROPERTY TAX ABATEMENT AS DESCRIBED IN AGENDA ITEM 5E. THIS MOTION WAS SECONDED BY MR. RAYMOND SPECHT. THE MOTION PASSED UNANIMOUSLY.

F. SCIENTIFIC GAMES CORPORATION
- **SALES TAX ABATEMENT**
- **MODIFIED BUSINESS TAX ABATEMENT**
- **PERSONAL PROPERTY TAX ABATEMENT**

G. SCIENTIFIC GAMES CORPORATION
- **CATYLST FUND**

Governor Sandoval noted that Agenda Items 5F and 5G would be heard together.

AMERICAN OVERSIGHT

Mr. Perry Ursem, Las Vegas Global Economic Alliance, presented Scientific Games, and provided a brief overview of the company and abatements sought. Mr. Ursem was joined by Mr. Todd Clark, Vice President of Global Facility Services.

Mr. Clark noted that the times he has appeared before the GOED Board has been a wonderful experience and thanked the staff for all of their help. Since the last appearance, Scientific Games has hired six more companies, and it's been an incredible growth trajectory. All six of the companies have been integrated into the infrastructure of Scientific Games and the growth that's been made through those acquisitions have exceeded expectations. Scientific Games itself is doing extremely well and has experienced quarter-over-quarter growth for the past nine quarters.

The current campus is being transformed to not only house gaming, but also corporate and game development teams. The company will be seeking corporate relocations and hires in Nevada filling high-level positions such as individuals who can produce the map models, the content delivery, programming, and coders.

Governor Sandoval thanked Mr. Clark and noted the significant decisions made by Scientific Games to locate their operations in Nevada. Governor Sandoval asked Mr. Ursem whether any additional information was needed to be presented for Agenda Item 5G in regards to the Catalyst Fund. Mr. Ursem confirmed no further information would be presented.

Governor Sandoval asked whether the Catalyst Fund Application per employee grants would be relevant to the 195 jobs that will be added. Mr. Clark indicated the number of jobs being added over the next three years is closer to 300.

Governor Sandoval asked whether the company felt the employees sought could be found in southern Nevada. Mr. Clark confirmed and advised that Scientific Games is working in conjunction with Mr. Frank Woodbeck and UNLV to help develop programs so that when individuals come through the system, they can start immediately.

Governor Sandoval thanked Mr. Clark and noted that it is GOEDs desire for Las Vegas to be the thought leader and gaming capital of the world, and Scientific Games locating their headquarters in Las Vegas validates that.

Mr. Specht asked Mr. Clark to elaborate on his Economic Development experiences. Mr. Clark noted that while he has projects all over the world, Nevada has one of the best teams he has ever worked with, noting Scientific Games has been provided a great amount of support, direction and guidance.

Lieutenant Governor Hutchison congratulated the company on the incredible success noting almost 800 jobs have been created, and that the tax abatements were roughly $500K and the total tax revenue estimates from that abatement exceeds $26M.

AMERICAN OVERSIGHT

Governor Sandoval advised the Board that the 10-year cumulative economic impact of this application, total jobs reported, 789, total payroll supported, $350,811,580, and the total output estimate is $1,537,223,650.

A MOTION WAS MADE BY LIEUTENANT GOVERNOR HUTCHISON TO APPROVE THE APPLICATION FOR A SALES TAX ABATEMENT, A MODIFIED BUSINESS TAX ABATEMENT AND A PERSONAL PROPERTY TAX ABATEMENT AS DESCRIBED IN AGENDA ITEM 5F, AND TO APPROVE THE CATALYST FUND GRANT IN AN AMOUNT NOT TO EXCEED $1,825,000, AS DESCRIBED IN AGENDA ITEM 5G. THIS MOTION WAS SECONDED BY SECRETARY OF STATE CEGAVSKE. THE MOTION PASSED UNANIMOUSLY.

H. SMITH'S FOOD AND DRUG CENTERS, INC.

- **SALES TAX ABATEMENT**
- **MODIFIED BUSINESS TAX ABATEMENT**
- **PERSONAL PROPERTY TAX ABATEMENT**

Mr. Michael Walsh with the Las Vegas Global Economic Alliance, presented Smith's Food and Drug Centers, Inc., and provided a brief overview of the company and abatements sought. Smith's Food and Drug Centers operates as a subsidiary of the Kroger Company. Over the last 135 years, the company has evolved from a small grocery store into an organization with nearly 2,800 stores across 35 states. Kroger employs over 400K associates in its stores, manufacturing facilities, distribution centers, technology departments, divisions, and Corporate HQ. Mr. Walsh was joined by Mr. Ian Smith and Mr. Zach.

Mr. Smith took a moment to thank the City of Henderson and the LVGEA for their help during this process. The Kroger company has been in operation for 135 years and has close to 2,800 retail locations operating under the name of Smith's, King Scoopers and Kroger. Smith's has 42 distribution centers nationally and 38 manufacturing centers. The Kroger technology department employs over 2,000 people.

Smith's has been evaluating a project in the southwest United States for a little more than a year, and because of the Nevada's strong partnership and collaboration in helping the company connect to the appropriate people, Smith's felt very confident about moving forward in the State of Nevada to open a, close to, 500,000-square-foot distribution center.

Governor Sandoval inquired if the abatements sought are awarded, is it Smith's intent to locate in southern Nevada. Mr. Smith confirmed this is accurate.

Governor Sandoval asked when the company would be breaking ground. Mr. Smith responded the company is looking to operate by the end of 2018.

AMERICAN OVERSIGHT

Governor Sandoval asked where Smith's will be seeking employees. Mr. Smith noted that because of the LVGEAs connections to many work force entities, the majority of employees would be coming from Nevada.

Governor Sandoval thanked Mr. Smith for his positive comments regarding the entities who were involved with helping Smith's make the decision to locate to Nevada.

Secretary of State Cegavske noted that Smith's has wonderful customer service and asked whether the company will build or lease a facility. Mr. Smith advised the company is looking to lease and has been working with the City of Henderson.

Secretary of State Cegavske noted the company also considered Salt Lake City and inquired whether there are Smith's stores in Arizona and Utah. Mr. Smith advised there are both stores and distribution centers in each location. When deciding whether to open an additional facility in Nevada or move closer to the stores, it was determined that Nevada was the better option.

Lieutenant Governor Hutchison asked how the 482K-sqaure-foot building compares to other distribution facilities. Mr. Smith advised that the average distribution facility is between 300-500K-square-feet.

Lieutenant Governor Hutchison advised the Board that the incentives of about $840K will yield over $10M in anticipated new tax revenue. Lieutenant Governor Hutchison spoke a recent experience in Smith's where he received exceptional customer service.

A MOTION WAS MADE BY SECTERARY OF STATE CEGAVSKE TO APPROVE THE APPLICATION FOR A SALES TAX ABATEMENT, A MODIFIED BUSINESS TAX ABATEMENT AND A PERSONAL PROPERTY TAX ABATEMENT AS DESCRIBED IN AGENDA ITEM 5H. THIS MOTION WAS SECONDED BY LIEUTENANT GOVERNOR HUTCHISON. THE MOTION PASSED UNANIMOUSLY.

I. VM INNOVATIONS, INC. DBA VMI ENTERPRISES.
- **AVIATION SALES AND USE TAX ABATEMENT**
- **AVIATION PERSONAL PROPERTY TAX ABATEMENT**

Mr. Michael Walsh, Las Vegas Global Economic Alliance, presented VM Innovations, Inc. dba VMI Enterprises, LLC, and provided a brief overview of the company and abatements sought. Mr. Walsh was joined by Mr. Stuart Edenfield and another representative from the company. VM Innovations is currently the largest charter company operating from the Henderson Executive Airport. The company offers quick and convenient travel to and from Las Vegas from anywhere in the US.

AMERICAN OVERSIGHT

VM Innovations operates out of California and if awarded the abatements sought, would look to move the business and be based out of Nevada. Several states were considered and Nevada was chosen as the potential future location site.

VM Innovations intends to hire locally. Typically, the company partners with flight schools to hire employees, but will also utilize analytically gifted graduates from the University of Nevada. VM Innovations will be looking to hire pilots, data analysts, and some specialized kind of skills for repair and maintenance of the planes as well.

Governor Sandoval asked whether the new favorable Aviation Abatements were a significant factor in the company's decision to re-locate to Nevada. The company representative confirmed this was accurate and noted the company looked at both the incentives and the talent pipeline.

Lieutenant Governor Hutchison noted the journey since Assemblywoman Irene Bustamante-Adams introduced legislation on this tax incentive and now seeing the effort being brought to fruition.

A MOTION WAS MADE BY MR. DAN KLAICH TO APPROVE THE APPLICATION FOR AN AVIATION SALES AND USE TAX ABATEMENT AND AN AVIATION PERSONAL PROPERTY TAX ABATEMENT AS DESCRIBED IN AGENDA ITEM 5I. THIS MOTION WAS SECONDED BY MR. JAMES BARRETT. THE MOTION PASSED UNANIMOUSLY.

6. ABATEMENT APPLICATIONS FOR DIRECTOR APPROVAL:

A. CASCADE FINANCIAL TECHNOLOGY CORPORATION

- **SALES TAX ABATEMENT**
- **MODIFIED BUSINESS TAX ABATEMENT**
- **PERSONAL PROPERTY TAX ABATEMENT**

Mr. Perry Ursem, Vice President for the Business Retention and Expansion, Las Vegas Global Alliance, presented Cascade Financial Technology Corporation, and provided a brief overview of the company and abatements sought. Cascade has developed and manages additional financial technology platform that provides clients with a variety of payment services to reach their customers. These financial technology solutions also grow customer market share for this company through innovative solutions that Cascade continuously creates. Mr. Ursem was joined by Mr. Spencer Schmerling, Chief Executive Officer.

Mr. Schmerling explained that Cascade is a Program Manager, an agent of a bank that allows the company to manage and market various financial products that otherwise would require a banking license to operate. The company markets prepaid cards, both reloadable and non-reloadable, debit cards and enabled wearable technology for tap-to-

AMERICAN OVERSIGHT

pay. The company's newest line of business is enabling cryptocurrency conversion that will allow individuals to use a prepaid card and spend that money in real time at any of the locations that accepts MasterCard, which is the company's preferred network. Mr. Schmerling disclosed that Mr. Hunt from C4Mining is an investor and on the Board for Cascade.

Cascade started in 2014 and has been headquartered in Nevada since then, but has not employed employees. Cascade was originally based out of California but a decision was made to bring all operations in-house instead of outsourcing. One of the biggest areas for the company is customer service called the, Customer Happiness Team. It was realized that being in Los Angeles, it was going to be very difficult to create a 24/7/365 call center in the economic environment with the cost of living, and a decision was made to relocate the company to Las Vegas.

At the time the application was submitted the company had 15 employees, now the company has a range in the low-20s with four recent hires. The company has three basic areas, the Customer Happiness Team, an Operations Team that handles bank compliance like anti-money laundering, Bank Secrecy Act, KYC, know your customer, complaint with all of the Patriot Act rules, and also extensive fraud mitigation, and a Tech Teal located in the Las Vegas office that will be expanding as well.

Mr. Specht asked how Mr. Schmerling sees Nevada capitalizing the Fintech industry. Mr. Schmerling noted the level of significant programming talent available in Nevada. Also, by being located in Nevada, it affords the company the opportunity to pay an attractive starting wage to employees.

Lieutenant Governor Hutchison noted the incentives request is $216K and the new tax revenue estimates total over $23M.

Director Anderson inquired whether the company has a timeline regarding the 20K-square-foot expansion on the facility. Mr. Schmerling advised the company is looking at some time in the third quarter of 2018.

Director Anderson stated that he also believes Nevada is well-positioned in the industry and thanked Mr. Schmerling for mentioning the talent pool available in Nevada and the opportunities of a better cost of living in Nevada.

DIRECTOR ANDERSON APPROVED THE APPLICATION FOR A SALES TAX ABATEMENT, A MODIFIED BUSINESS TAX ABATEMENT, AND A PERSONAL PROPERTY TAX ABATEMENT AS DESCRIBED IN AGENDA ITEM 6A.

B. DELPHI AUTOMOTIVE SYSTEMS, LLC

- **SALES TAX ABATEMENT**

AMERICAN OVERSIGHT

- **MODIFIED BUSINESS TAX ABATEMENT**
- **PERSONAL PROPERTY TAX ABATEMENT**

Mr. Perry Ursem, Las Vegas Global Economic Alliance, presented Delphi Automotive Systems, LLC, and provided a brief overview of the company and abatements sought. Mr. Ursem noted to Governor Sandoval that he laid the foundation for this application through his vision in AB 511. This application was brought to the Las Vegas Global Economic Alliance through Cresa Partners, a national site selection, strategy and operations consulting firm. Mr. Ursem was joined by Mr. Manu Namboodiri.

Mr. Namboodiri explained for clarification that Delphi Automotive Systems, LLC was split into two companies, Delphi and Aptiv, in December of 2017. Aptiv has been a leader in this autonomous space for a long period of time. The company earns $12-$13B in annual revenue and employs 150K employees in 140 countries. The company has visited Nevada on a number of occasions to showcase autonomous driving technology at CES and has always been satisfied with the relationships built in Nevada.

In this industry, the autonomous vehicles need to be running on the roads collecting miles, and having data collected. This cannot be done in a simulated fashion. It is the goal of the company to start this process in Nevada and then expand the foundation in different cities across the globe.

Governor Sandoval noted that he was afforded the opportunity to ride in one of Aptiv's autonomous vehicles and that it was an incredibly seamless ride, prompting him to make innovation his initiative moving forward. Governor Sandoval noted that Nevada was the first state to promulgate regulations to allow for the operation of autonomous vehicles, and both UNLV and University of Nevada have been aggressive in terms of adding faculty and curriculum to allow for companies like Aptiv to be able to hire locally and feel comfortable coming to Nevada.

Mr. James Barrett asked Mr. Namboodiri what his vision is of a global mobility command center. Mr. Namboodiri responded that the data and safety issues need to be understood. If there is not a driver physically in the vehicle, the data and operations could be managed from another city in a different state. For example, a car running in Cincinnati could be managed from Las Vegas.

Mr. Barrett asked whether the company sees Nevada as being the global base. Mr. Namboodiri confirmed that this is accurate.

Mr. Barrett asked whether the Return of Investment would be larger than stated on the application. Mr. Namboodiri noted that he did not want to be too explicit, but the goal is to come back multiple times.

Mr. Specht noted that the passing of the bills by the Legislature and the Governor has put Nevada in a great position and that other companies may follow behind Aptiv. Mr. Namboodiri responded, slowly.

AMERICAN OVERSIGHT

Mr. Dan Klaich noted that the applications presented in this meeting have been an all-star lineup of companies and that it is a joy to know that this is where Nevada is going in 2018 and beyond.

Governor Sandoval noted that it's critical not to underscore the importance of Aptiv's application and possible cascade effect with other companies following to Nevada. It is the belief that 100% autonomy is in the not too distant future.

Director Anderson noted that he believes the vision that Aptiv has going forward is revolutionary when it comes to transportation across the board. Director Anderson had an opportunity to ride in an Aptiv autonomous vehicle and felt that the ride was very natural and stated that, it was certainly adaptive, and the technology itself is integrated so well into the vehicle

Director Anderson noted that he believes that the Board is seeing policy in action by having had created an environment that makes a lot of sense for companies to come and invest.

Mr. Ursem took a moment to thank Mr. Phil Klevorick from the Clark County Economic Development Office for his time and efforts in this process.

Mr. Namboodiri took a moment to thank Director Anderson and GOED for their leadership.

DIRECTOR HILL APPROVED THE APPLICATION FOR A SALES TAX ABATEMENT, A MODIFIED BUSINESS TAX ABATEMENT, AND A PERSONAL PROPERTY TAX ABATEMENT AS DESCRIBED IN AGENDA ITEM 6B.

C. **C. ELLSWORTH ADHESIVES SPECIALTY CHEMICAL DISTRIBUTION, INC.**

- **SALES TAX ABATEMENT**
- **MODIFIED BUSINESS TAX ABATEMENT**
- **PERSONAL PROPERTY TAX ABATEMENT**

Mr. Michael Walsh, Las Vegas Global Economic Alliance, presented Ellsworth Adhesives Specialty Chemical Distribution, Inc., and provided a brief overview of the company and abatement sought. Mr. Walsh took a moment to thank Mr. Cory Hunt for his outstanding work with this application. Ellsworth Adhesives is a global distributor of adhesive sealants and dispensing equipment. Mr. Walsh was joined by Mr. Kirk Westfahl, Director of Operations of Financial.

AMERICAN OVERSIGHT

Mr. Westfahl explained that Ellsworth Adhesives is a mid-western company found in 1974, and a second-generation privately held company by Paul and Patsy Ellsworth. Ellsworth Adhesives is a global company that has two main distribution centers, one in Germantown, Wisconsin, and one in Irvine, California. The facility in California no longer suits the needs of Ellsworth Adhesives and the company is looking to relocate to Reno by April or May of 2019. The company is confident the talent needed in employees in available in Nevada.

Another business unit of Ellsworth, Moldman Systems, is located in Reno. Moldman Systems will be housed in the facility for Ellsworth Adhesives. The company's largest company, Tesla, is also located in the TRIC Business District. Mr. Westfahl believes that Ellsworth Adhesives is one of the companies that is a cascading benefactors of the Legislature because the company services a lot of technology companies, whether it's automotive, electronic or heat dissipation.

Governor Sandoval thanked Mr. Westfahl for his comments, noting his appreciation of companies collaborating, and asked if the abatements sought are awarded, has the decision been made to relocate to Reno. Mr. Westfahl confirmed this is accurate.

Governor Sandoval asked whether the company would hire locally or bring employees from California. Mr. Westfahl advised that two or three would relocate from California but the rest would be hired locally.

Governor Sandoval inquired as to the skill sets the company is seeking. Mr. Westfahl noted that the skill set is varied from top management, production supervisors, managers, mechanical and electrical engineers on the Moldman System side, customer service and distribution.

Mr. Klaich noted again the quality of the companies and applications at this meeting.

Dr. Dana Bennett asked Mr. Westfahl to elaborate on the company's involvement with the community. Mr. Westfahl noted that the company makes substantial investments in safety so that employees can leave work the same way they came. As far as community involvement, the company is involved with three charitable organizations, the American Cancer Society, the Ronald McDonald House and Wounded Warriors. The owners match donations received and in the past three years, the company has raised over $100K in the effort. In addition, the company sponsors the Arts by hosting an event called, Gathering on the Green.

Lieutenant Governor Hutchison noted that this is another great example of an application being submitted as a result of policy and legislation.

Director Anderson asked Mr. Westfahl to elaborate on the internship efforts. Mr. Westfahl responded that the company works with high schools from a summer internship perspective. A few of the employees that work at Ellsworth today started in high school,

AMERICAN OVERSIGHT

including the company's CFO. The company invests heavily in summer interns or summer help, and a lot of those younger folks tend to stay on

Director Anderson thanked Mr. Westfahl and encouraged him to stay in contact with EDAWN when looking to buildout the internship programs and outreach.

DIRECTOR ANDERSON APPROVED THE APPLICATION FOR A SALES TAX ABATEMENT, A MODIFIED BUSINESS TAX ABATEMENT, AND A PERSONAL PROPERTY TAX ABATEMENT AS DESCRIBED IN AGENDA ITEM 6C.

7. WORKFORCE INNOVATION FOR THE NEW NEVADA FUND PROGRAM – (WINN) – FOR DIRECTOR APPROVAL — SNAP PILOT PROGRAM

Mr. Frank Woodbeck presented his report on the SNAP Pilot Program and stated, in September of last year, the Board approved an appropriation of nearly $40K from the WINN Fund to launch a Pilot Program in conjunction with the Department of Health and Human Services, Division of Welfare and Supportive Services to train Supplemental Nutrition Assistance Program, or SNAP, recipients in a 15-week advanced manufacturing entry-level course at Western Nevada College. Successful completion would qualify those individuals for entry-level positions at Tesla, Panasonic and Clickbond, our inaugural industry partners.

We sought 20 participants initially, paying all the tuition and fees, and as of January 22nd the launch date, we had 23 participants. As I told Director Whitley just a couple weeks ago, I will be very happy if 50% of those successfully matriculated. I wanted to give you a report on that first. Three withdraw, five who didn't show much activity in terms of completing, or haven't shown much activity in terms of completing their coursework, two have receiving necessary remedial coursework in math before proceeding, but we have 13 students moving forward rapidly through the program at an 80% pass rate in their testing so far, and 50% of the remaining cohort are women.

We plan for visits from representatives of those employers soon, but as of today, Tesla is planning to visit the WNC campus and talk with the members of that cohort on April 2nd, and they will host those students at the Gigafactory on April 4th where they'll have a tour and they'll go through and receive interviews for potential jobs at Tesla once they successfully complete their work.

Today after consultation with Director Whitley and Administrator Fisher who was with us today in Carson City, I'm requesting funding for expansion of this pilot to add up to 100 SNAP recipients in a second phase of the program, and expand to Reno and now include Truckee Meadows Community College at the Pennington Technical Center as an additional training site. And TMCC has a similar program which is called the P3

AMERICAN OVERSIGHT

Program, the Panasonic Preferred Pathway Program is what's it called, but it's really a generic entry-level course which is virtually the same as Western Nevada College. TMCCs version is an open-entry open-exit, so it allows for great flexibility for a student to pace themselves through the program, but the outcomes will still result in employment with those same industry partners who have all agreed to continue to work with us.

I've outlined the costs and estimates for enrollment in your book, but in this phase I'm also adding a resource component. I want to begin to give us a picture of the impact of programs such as this would have on an individual or on the system. I've engaged a Researcher, Dr. Justin Gardner, who has done work with DHHS before under other grants and is familiar with the population, and is now familiar with our goals as far as the program is concerned.

As an additional benefit to your investment, we will receive up to 45% of the expenditures in matching funds from federal government under the SNAP Employment and Training Program. Those funds, we're going to segregate and use those to add participants to the program, but at a later time.

In conclusion, pending successful completion of phase one, execution of phase two, I would seek to expand to southern Nevada this fall incorporating curriculum offerings at CSM, and focusing on training in advanced manufacturing, and/or healthcare, depending on the available employer partners that we find here in southern Nevada.

Governor Sandoval thanked Mr. Woodbeck and noted that this is a conversation that happened very long ago, in terms of seeking out new candidates to get this type of job training. We had talked about this SNAP population and giving them an opportunity as well, to have access to these high-quality jobs. Collaboration between you and the Department of Health and Human Services, and specifically Mr. Fisher's Division have afforded people who may not have otherwise been aware of these opportunities that now will get that and be able to go to work for a great employer and access to higher wages and benefits.

Lieutenant Governor Hutchison thanked Mr. Woodbeck for all of his work and stated that he is one of the great employees in the State of Nevada. Lieutenant Governor Hutchison asked if the 50% participation is what was expected. Mr. Woodbeck responded that the Division of Welfare and Supportive Services were asked to choose the candidates for this program, and then they would go through a screening process at the college. The outcome of 50% is acceptable and Mr. Woodbeck stated he is happy with it. The funds for the individuals who will not complete the program will either be relocated to the second phase or will fill in the first phase.

Lieutenant Governor Hutchison asked for Mr. Woodbeck to elaborate on the availability of federal funding related to this program. Mr. Woodbeck responded that the Snap Employment and Training Program is sponsored by the federal government, by the matching of 50%. Those funds are segregated because federal funds cannot be matched.

AMERICAN OVERSIGHT

Secretary of State Cegavske thanked Mr. Woodbeck for all of the work that he does for the community.

A Speaker inquired of Mr. Woodbeck what happened with the eight participants who are no longer part of the program. Mr. Woodbeck responded that once the participants are selected, they come and they go through a screening process at the college, then it goes through orientation. With at least three of the participants, they felt they weren't prepared to do that, or they couldn't schedule it even though we schedule flexibility in the classes. As far as the five are concerned, once the work is started, they might have felt as though they could not succeed.

A speaker noted that the numbers are phenomenal. This is a hard-to-serve population, and to get 13 of 23 people moving forward on something that's tough and technical, to getting a couple other people who are getting needed remedial work, is just a phenomenal service.

Mr. Klaich stated to Governor Sandoval that this program reflects an evolution of policy that started back when you revamped the economic development structure of the entire State. The first thing you did was bring higher education in the system, represented by the Chancellor here today. Then the big brother of this program was the Knowledge Fund, which you brought into legislation, then funded. And then we had brought in the WINN Fund, which incorporates the community colleges, because we found that the Knowledge Fund was specifically aimed at our Research Institutions and DRI. This really completes that circle from the original legislation to this program here today.

Governor Sandoval thanked Mr. Klaich for his comments and stated that other states are starting to look at Nevada's model and copy it.

Mr. Steve Fisher, Administrator for the Division of Welfare and Supportive Services, reported on the SNAP Pilot Program and stated that his staff are very excited; the SNAP recipients are very excited. The fact that we have 13 SNAP recipients who are going to successfully complete this certification course, and with the connection with these three businesses, are going to obtain a job that earns between $14 and $16 an hour, it's going to move these individuals to self-sufficiency.

Another point is that all of these recipients, not only are they receiving SNAP benefits, but they're also receiving Medicaid. So, that's going to move them off two public assistance programs by achieving a job that earns $14 to $16 an hour. So, that's fantastic. So, I am very excited for this next opportunity, if the Board so chooses to approve this today. I'm looking forward to, you know, running 100 SNAP recipients through this pilot in the north, and then expanding that to southern Nevada.

DIRECTOR ANDERSON APPROVED THE APPLICATION FOR A REQUEST FOR FUNDING FOR PILOT PROGRAM, NOT TO EXCEED $210,000 AS DESCRIBED IN AGENDA ITEM 7.

AMERICAN OVERSIGHT

8 **Performance Measures Report** - Bob Potts, Research Director

Mr. Bob Potts presented the GOED Performance Measures report covering economic development activity in Q4 of 2017.

Pages 1 and 2 of the report talk about our business development activity, both in our office and RDAs across the State dealing with different partners. I'm going to talk mostly about the 4th Quarter of 2017, but to keep things in context, I'm going to also talk about all of 2017 because we have a complete calendar year worth of data now to talk about. Q4, 719 jobs brought in by 15 assisted companies. Looking at how those are broken out, they're about split even between incentivized and non-incentivized companies. Looking at 2017 as a whole, there is 6,014 initial jobs, those are the ones that we look at, at the contracts out to two years. And then once those are fully built out, out to 9,681, 74 companies in 2017 is what we worked with.

Overall, year-over-year gains. When comparing 2017 to 2016, about a little over 20% gains in all of those measures. Looking at how those companies are split up, most of them were manufacturers. Forty-five percent of them were manufacturers, followed by about a quarter of them, logistics operations, followed by eleven-percent IT. Average hourly wages in Q4 was $25.08. That was up a lot. Over 43% from the previous quarter, right at 60% from the previous year. For 2017, we're up over 8% of what we had averaged across all companies at $19.50 an hour.

The table down in the bottom is a full-year measures. I think the thing that stands out most there is, it's the most initial jobs we've had of any year, in 2017, 6,014 jobs by 74 companies. The buildout number would be also larger except for Tesla, Panasonic in 2014, once they finished building out. If you pull them out of the mix, 2017 was a really good year for us.

The chart up in the upper-right is really helpful to talk about the companies we've worked with, the new companies that have been incentivized, what their contract amount is and what we actually get as far as job counts from DETR. I can look back at their federal Employment Identification Number and see what's showing up and what we contracted for. If I add up all these years we have here, we're 41% above. The actual job counts are 41% above what they contracted for. It takes a little time to get ramped up, that's why you see it's a little below in 2016 and 2017.

Next page on Capital Investment, it was down a little bit in Q4 of 2017, as well as the year as a whole when compared to 2016. Part of the issue that we have with this is, we have Board meetings every other month, and we have quarterly reports. So, I have two quarterly reports a year that include two Board meetings worth of data, and two of them that only include one Board meetings worth of data, Q4 only includes one Board meetings worth of data, so it's a little bit of apples and oranges there.

AMERICAN OVERSIGHT

Recruitment Activity located at the bottom, slowed down in Q4, but that's pretty typical because of the holiday season. Leads and Prospects, however, are both up when you look at year-over-year numbers. Leads up 70% and Prospect is up 66%. The [inaudible] were exactly the same in Q4 of 2017 as they were in fourth quarter of 2016.

The Governor's led Trade Mission to Poland helped bring in an additional 33 leads and 4 prospects, bringing the total active leads that the Global Team is working with to 39, and the Prospect count to 13.

Procurement Technical Assistance Center had an incredibly successful first six months of this fiscal year. Summing up their activity over the first six months of this fiscal year, it's more than any full year that I have on record as far as their activities. And they are quick to give credit to a lot of their partners that they work with, BNI, they work with them, MSBDC, they work with, the local Chambers of Commerce's. They really have a great working relationship in bringing clients to work with these defense logistics agency contracts.

The ESB Program is measured on a semi-annual basis, there were 125 added in the second-half of 2017, bringing the total up to 1,139. That's a 34% increase over the number of businesses that certified in 2016. The solicited numbers in the second-half jumped 888, and that was a huge jump of solicitations and it mostly came from one local government entity in southern Nevada that really pushed with companies to try to submit a quote, bid or proposal on a contact. Because the local governments don't have to report, or they're not required to report until the end of this month, we have no contract information. That will be posted as soon as that's made available on our website, the Governor's website, and LCBs website.

The Film Office is in Q2 fiscal year, so this is the Q4 calendar year, 62 productions bringing the fiscal year to date count to 156 productions, with local productions spent in the State [phonetic] of $24.6M. Down in the lower box, that's the list of those production where there was over $500K spent in the State.

The chart there talks about responses to their level of satisfaction with the service by the Film Office. It looks like it dropped. We need to keep this chart in context. The vertical bar only captures, very good. If I were to put, good, fair, poor and very poor, you'd have one little line at the very top of this chart that would be kind of meaningless. Folks are really happy with that office.

The Rural Community Development [inaudible] Program was changed because Carson City has recently reverted into the States CBDG Program. The table at the top, as well as the first section of bullets refer to the Rural Programs, and I wanted to stay consistent so we could be apples-to-apples with the previous years. The Rural Allocations, $2.8M, 13 projects, economic impact of 75%. Seventy-five percent of the Funding has economic development impact associated with it. If you roll in the Carson City component, it

AMERICAN OVERSIGHT

comes to a total of $3. 3M in HUD allocation, funding another six projects, bringing the total to 19.

Nevada, state-wide, has had an incredible recovery since the Great Recession. Employment and is now at record levels. Nevada added 42,100 jobs for a total of 1.34M jobs in the State. Unemployment Rate is at 5%. Currently, Nevada has 69K employers in the State, which is up 13K since the Great Recession.

DETR's Research and Analysis Division shows that Nevada now has had 66 months with annual growth greater than that of the United States. For all the target sectors, this is the first time I've done this report where every metric for every target sector, Jobs and Wages has been positive whether you look at fourth quarter to third quarter, or fourth quarter to fourth quarter of last year.

The Q4 Job growth numbers, the fastest was tourism, gaming and entertainment, followed by natural resources, followed by manufacturing and logistics. Looking at earnings, fourth quarter over third quarter, the fastest growth was in manufacturing and logistics, followed by healthcare, and aerospace and defense. Looking at year-over-year growth, the greatest number of jobs we saw was in the IT sector followed by aerospace and defense, followed by manufacturing and logistics.

When looking at Earnings, tourism, gaming and entertainment had the biggest jump in percent terms, followed by IT and natural resources.

Governor Sandoval thanked Mr. Potts and asked if there were any questions from the Board.

A Speaker asked Mr. Potts whether he considers 5% unemployment to be full-unemployment in the State. Mr. Potts responded no and explained that there's still room to move but it's getting really tight. I think that what we're seeing right now in that 5% Unemployment Rate is not so much folks out of work, it's folks migrating from one job to the other. I think in actual terms, if you were to look at the unemployment rate in a different way, as folks actually being out of work and can't find a job, that would be a lower number.

8. DIRECTOR'S REPORT - REVIEW AND DISCUSSION

Director Anderson presented the Director's Report and stated, first off, I think I need to say thank you to the team. This packet represents a tremendous amount of work in vetting the companies and working with our Regional Development Authorities, and working with the Secretary of State's Office, the Lieutenant Governor's Office, and of course all of our different agencies, Tax Department as well. And so, I just want to say thank you to them. This packet represents approximately half-a-billion-dollars of capital investment that we've approved here today, along with 654 new jobs that are the initial

AMERICAN OVERSIGHT

job counts. And on the forecast side of it, up to 1,600 new jobs. That is really impressive, and especially as they come to us and say, you're the most business-friendly state, we're happy to work with you, it really is amazing to see that policy in action.

Today we saw, not only the general abatements, but the Data Center Abatements, the Aviation Abatements, folks that are because of AB 69 and Cory's work, as well as Ms. Bustamante-Adams work this last session. We've opened the doors and sort of removed a lot of the obstacles, and that's of course part of the whole New Nevada vision. And so, it's very exciting to see those things, having been in the Legislature and passed those tool sets, now being able to execute on those is really a privilege.

I want to just do some quick introductions as far as some new staff members that we have, and then I'll turn it over to Mr. Armstrong, to go over some things, and then I'll point out some very last items. In the back of our audience here, she's made it all the way to the end, Dr. Grace Chou is our new Director of Advanced Manufacturing. She is working primarily up north here to work with our advanced manufacturers and build, kind of, a one-voice, an opportunity for them all to talk about what each of them need and try to figure out how we can combine their efforts, whether that's transportation or housing or developments internally. We're excited and privileged to have her on the team. Also, Mr. Matthew Moore, who is our new Rural Director. It was apparently too warm here in Carson City, so he decided to go to Ely instead. Juan Manzano is our new Deputy Director in PTAC, just coming out of the military, and retired there and is now working over in our PTAC Office. And then, Mr. Armstrong, who many of us have worked with in the past. He is our new southern Deputy, Cory's counterpart in the south, and he's been working getting up to speed, but he's brought with him a tremendous amount of talent and some experience that has already proved invaluable to our office. With that, Mr. Armstrong, I'll turn it to you to give us a quick preview on the opportunity zones and what those are.

Mr. Armstrong explained that opportunity zones are a new community and economic development tool that was passed by Congress to incentivize investors to invest in low-income communities. They do this by offering several incentives to investors. One is a tax deferral, so if an investor invests in this program, they can defer taxes until 2026. There's a possibility of a [inaudible] on different percentages if the investor holds the investment for five or seven years. But the real opportunity for the investor is, after 10 years if they keep their investment, any appreciation on that investment is tax-free for them.

An opportunity zone is a Census Tract that's defined as low-income. Nevada, under the definition, has 243 of these low-income Census Tracts in the State. The Governor can designate up 25% of those Census Tracts to be opportunity zones, and with that comes the process of defining and really determining what should be opportunity zones in the State.

GOED, along with BNI, has done a lot of work to set a baseline and reach out to local municipalities to find out where the opportunities are and the critical needs, investment opportunities, for the State. BNI did a lot of work on setting a baseline where we know that there's current investment in similar programs like new markets, tax credits. Also,

AMERICAN OVERSIGHT

low-income housing Tax Credits in many other programs. And then on top of that, myself in the south and Cory up north, have worked with local governments to identify Census Tracts that would be priorities for locals. There is more need than the possibility of us designating them. I have a list of over 100 Census tracks in the State. The Governor has the possibility of designating 61.

With that, we're working on the ability to prioritize based off of, truly where the locals have the need, and then off of some things that align with the goals of the State, whether or not that deals with affordable housing, or some investments in the critical areas that GOED has. We are working with some national partners. Fortunately, we've been able to make contact with the group that really spurred this on the federal level, is the Economic Innovation Group. Cory was able to meet with the President of that company and really put us in contact with some national folks so we can collaborate on a national level to see what other states are doing, learn the lessons learned from those states, and make sure that we do this as best as possible.

The process moving forward for us to do that is, one, we're going to continue to work with BNI and the locals to really define the priorities, but we're going to develop a website which should be up, hopefully, the beginning of next week to solicit public comment for this as well. And that website is going to be a few things. It's going to be an interactive map. We've teamed up with Policymap that has really generated the national maps for this, and there is a lot of underlying data and overlays that we're able to access for that such as housing, unemployment, education and other indexes to really fine tune the prospects of prioritization. And then in addition to that, we've been receiving what other states are receiving in information when they're soliciting, their public comment, and really fine-tuning where the priorities are for that as well, to make sure that we're capturing the information that we need to make the decisions.

After that, we'll really have to work with BNI to make the selections so we can recommend to the Governor where those Census Tracts would be located. The timeline for nominating Tracts is pretty short. Based off of the legislation, there was 90 days from the enactment for us to nominate the Tracts to the Treasury Department. That date is March 22nd. However, the Treasury has issued the ability for the Governor to ask for a 30-day extension, and we've been in contact with the Governor's Office and we expect to have that extension. So, we'll have until April 20th to make those nominations. With the website going up at the beginning of next week, we should be able to get about 30 days of public comment in place to make sure that we hear everybody's voice.

Governor Sandoval noted the importance to make sure that all of the entities and communities are informed and aware of what is happening.

Director Anderson finished his report by stating that the bulk of the Director's Report is available in the packet itself. The first four items are from our International Division. It's amazing how much work they do on such a small team. As most of you know, Mr. Chris Sanchez went on to greener pastures, and Jared Van Wagner [phonetic] has picked up that torch and has run with it, and done a tremendous job just out of the gate. He and his team, again, just do so much work and effort with such a small team. They have an advanced mission coming up in a few weeks where they'll go and prepare, and figure out

AMERICAN OVERSIGHT

where the best places to go are, not only where we can find the most partners, but where it makes sense for Nevada to have partnerships there.

We also had an International Economic Development Council, it's item 17 in the Report. The IEDC was hosted in Las Vegas, included Economic Development Agencies from across the world. It was very impressive to see our team—and, Governor, to your point earlier, Nevada is setting the bar very high. A lot of our team presented at that conference, and there was a lot of good interactions and synergies, I think, that went well there.

Our Film Office is also doing a great job. Their Crew and Vendor Directory was recently released in the last quarter. It's impressive to see how much great feedback we get just from that Directory, and I know they're also converting that into an online directory as well pretty soon. With that, Governor, I don't know how many people we normally have at this meeting, but just from seeing what we had down south and doing a head count here, we had over 70 people here today and 12 different companies. So, very exciting to be a part of this and appreciate the opportunity to be here.

10. **STATE OF NEVADA UNEMPLOYMENT RATE UPDATE** - as established by the Research and Analysis Division of the Nevada Department of Employment, Training and Rehabilitation

Governor Sandoval noted that the unemployment rate is remarkable and asked whether any Board Members had questions regarding the Nevada Unemployment Rate Update. There were none.

11. PUBLIC COMMENTS

Governor Sandoval asked if there was any public comment. There was none.

12. ADJOURNMENT

Governor Sandoval adjourned the meeting.

AMERICAN OVERSIGHT

STATE OF NEVADA

GOVERNOR'S OFFICE OF ECONOMIC DEVELOPMENT

BOARD MEETING

Thursday, March 15, 2018

GOVERNOR: Good afternoon, ladies and gentlemen. I'll call the meeting to order. Will you please call the roll?

SPEAKER: Good afternoon. This is the roll call for the Governor's Office of Economic Development, March 15th, 2018. Governor Brian Sandoval?

GOVERNOR: Here.

SPEAKER: Lieutenant Governor Mark Hutchison?

HUTCHISON: I'm here.

SPEAKER: Secretary of State Barbara Cegavske?

CEGAVSKE: Here.

SPEAKER: Dr. Weldon Havins?

HAVINS: Here.

SPEAKER: Mr. Rob Roy? Not present. Mr. James Barrett?

BARRETT: Here.

SPEAKER: Dr. Dana Bennett?

BENNETT: Here.

SPEAKER: Mr. Dan Klaich? Mr. Raymond Specht?

SPECHT: Here.

SPEAKER: We have quorum, Governor.

AMERICAN OVERSIGHT

GOVERNOR: All right. Thank you. We'll move to Agenda Item No. 2, Public Comment. Are there any members of the public present that would like to provide public comment in northern Nevada? I hear and see none. I'm looking for tips for my bracket for the NCAA Tournament. [laughter] So, if anyone wants to come up and public comment on any those, that would be great.

CEGAVSKE: Is there anybody in Las Vegas that wants to make a public comment? It's—whenever it's appropriate, Governor, I just wanted to make a statement before we get into all of the Agenda 5. So, let me know when that's—[crosstalk]

GOVERNOR: This would be the appropriate time, Madam Secretary. And just for purposes of the record, is there any public comment from southern Nevada?

CEGAVSKE: No. We don't have anybody that stood up, and if they stood up, I don't know where they would stand up. It's crowded here.

GOVERNOR: We like it when it's crowded, Madam Secretary. That's a good sign. So, please proceed with your comments.

CEGAVSKE: Thank you, Governor. I just want to have a—again, make this recommendation to the staff that they look at everyone that comes before us and make sure that they are in good standing and have a business license with the State of Nevada. So, we do check them and we did find some concerns in this

AMERICAN OVERSIGHT

packet, but we did call and were able to hopefully get all of those issues remedied before. But I just want to make that, again, known to everybody, that we need to look at that. It does make a difference on how I look at it, and I how I vote. And I will make comments from now on, but at this point, I just wanted to make a general statement. Thank you.

GOVERNOR: Thank you, Madam Secretary. Any further public comment? I hear none. We'll move to Agenda Item No. 3 which are my comments. I don't have any formal comments except to welcome our new Executive Director, Paul Anderson. Very excited that he's here. I had an opportunity to sit down with him yesterday and talk about the Agenda today and what's happening in Nevada. I've also had the honor and privilege of serving with him in his role as the leader in the Legislature in the Nevada State Assembly. He's very experienced at—both through government and in private business. I think he is going to do a fabulous job, and has done a fabulous job. Truly excited for you to be here. Thank you. All right. Let's move to Agenda Item No. 4 which is approval of the January 18, 2018 Board Meeting Minutes. Have the Members had an opportunity to review the minutes and are there any changes?

CEGAVSKE: We have, and I don't see anybody that has from Las Vegas, Governor.

GOVERNOR: All right. If there are no changes, the Chair will accept a motion.

AMERICAN OVERSIGHT

CEGAVSKE: I move for approval of the minutes, January 18th Board meeting.

GOVERNOR: Secretary of State has moved for approval. [crosstalk] Mr. Klaich has seconded the motion. Any questions or discussion?

HUTCHISON: Governor, just if you could note that I will be abstaining since I was not present at that meeting. Thank you.

GOVERNOR: Okay. Thank you, Mr. Lieutenant Governor. All those in favor say aye. [ayes around] Those opposed say no. That motion passes. And if you would mark the Lieutenant Governor having as abstained. I'm going to move back to Agenda Item No. 3. And my apologies, Mr. Specht, I wanted to welcome you to the Economic Development Board. I'm very excited about your appointment. Not sure if you wanted the opportunity to make any comments?

SPECHT: No. I was very honored to receive that call, Governor, and any way I can serve to help the State, I'm more than happy to. That's all I'll say to keep it brief. It's nice to see a room this busy. Let's focus on that. If I may go back to the minutes for one second since I wasn't here at the last meeting. I would like to abstain. Thank you.

GOVERNOR: Thank you very much, sir. And if you would also mark Mr. Specht as having abstained from the vote. All right. Let's get to the main event which is Agenda Item No. 5,

AMERICAN OVERSIGHT

which are the Abatement Applications for Board Approval. Our first Agenda Item is 5A, AeroSpec NDT Services, Inc.

THOMAS: Good afternoon Governor and fellow Board Members. For the record, Stan Thomas, EVP with EDAWN. It's my pleasure to bring before you AeroSpec NDT Services. They're an aviation company that provides non-destructive testing laboratory services for the commercial aviation. They're bringing in $6.7M of capital equipment for the first year, and up to $124M over 20 years. Their average wage is over $31.37. This is a company that makes—hits two out of the three requirements, and we're excited about them looking at the possibility of moving to Reno. At this time, I'd like to introduce to you, Ed Gordon. He's a COO of AeroSpec, and it's all yours.

GORDON: Edward Gordon, Carson.

GOVERNOR: Good afternoon, sir.

GORDON: Thank you very much. Nice to meet you, Governor. We have met a couple of times at some military—like the Purple Heart Group. We've done a lot of research and I—even though I've lived a lot of my life in Seattle, I've been down here with Boeing doing research on facilities when I retired from the military and from Boeing. I've been down here several times and my wife and I decided to settle here, and one of the key areas we looked at was the huge markets in Utah and into California, from Southern California to San Francisco, and then of course up to Seattle, Washington. And all of the—whether it's

AMERICAN OVERSIGHT

rail, whether it's trucking, or whether it's by air, we have tremendous capability to move the products back to the customers.

Now, this service means that somebody like a Boeing or a Goodrich, or whatever—who is involved in commercial or military aircraft, they have to send the equipment to us. And then once we receive it, certify that it is in the condition that the contract calls for, we go through a very complex set of non-destructive testing. These are huge tanks and they have a complex set of software, and what we're looking for—what we call, delaminations or others, that are pockets of air within the structure of the particular part within the aircraft because, in time, it will break, and if it breaks it could be catastrophic.

And in addition to the aerospace and the business jet world, we are looking at pipeline business. We have a series of planned trucks, and trucks come with sophisticated equipment that once the pipeline welders have completed it, we run behind them and run the testing to make sure that the welds are sufficient. And if they are, you know—and if they're not, they come back and they have to complete it and then we have to rerun the test. So, our market is to pursue non-destructive testing within the aerospace and the commercial aerospace arena, and then also the pipelines. We are certified to produce the pipeline business within Mexico. We've already been a qualified supplier for them, and now that we will be starting the business, we will head down there.

AMERICAN OVERSIGHT

Now our average rate is $31.37 an hour. This is an aerospace startup, and we go from $6M capital to about $120 within 15, 20 years. This business could mean that we bring tanks, and send tanks, to other companies, and we operate and bring the tanks back here. So, it's up to the customers how they want the non-destructive testing to be performed. In any case, where we are in this place at Reno, we can be shipping and have their parts back within 24 hours, and that's one of the key areas. Secondly, we thought carefully about the University in Reno, Nevada, where I had the pleasure to attend Command General Staff College, one of the big secrets of the US Army back in the 1980s. I've noticed that the campus is now going into composite engineering, is one of the fields they're looking at, and our business could very well establish a relationship with them to perform various tests and results to be published by the University with our equipment. And, finally, we have lawyers in place and they have completed the bulk of all the filings except— the only one item that's left for the final filing would be the naming of the Board Members. And I've given my names to my present CEO, Frank Narbut, and I would say within a week he should have that completed and then the filing would be completed.

GOVERNOR: Thank you for your presentation, and thank you again for your service to our country. In here it doesn't

AMERICAN OVERSIGHT

indicate whether or not you've made that absolute decision to locate in northern Nevada. Have you made that decision?

GORDON: Oh. I made that decision. I'm here. Frank Narbut has been here several times, and Frank is one who's worked for Lockheed, Boeing, you name it. He's been all around the country. And having him stay here five times, he says, "I'm moving!" So, there's no problem with the senior management being here, and we know that we have the resources to work the training with the—they call them, three levels, in non-destructive testing. Level I and Level II will operate the basic equipment, and a Level III is—as they say in the industry is "next to God." He or she is the one who will certify that the results are correct, and we have that Level III. You can't do the business without Level III.

GOVERNOR: And I believe you mentioned, composite engineering is a degree that you will need for your employees, but I wanted to ask just a broader question. What is the skill set that you'll need if you're going to be hiring 30 individuals?

GORDON: The 30 individuals, they don't have to have a Composite Engineering Degree. We hope that several of them will come over and rise quickly to the Level II, and then hopefully come to the Level III. The government stipulates what you need for Level I, II and III, and a lot of it's years of experience of working, secondly, the experience of leadership out in the fields, and, thirdly, passing a test. You know, it

AMERICAN OVERSIGHT

usually takes five or more years working, that they can achieve that. So, a young graduate, for example, coming out of the University of Nevada could very well easily come into a Level II, work his way up and even be a very significant player at a Level III, a Non-Destruct Test Engineer, which is fairly high.

GOVERNOR: And then my final question is, is it your intent to hire locally?

GORDON: Yes. It's our intent to go locally. That's why we came here.

GOVERNOR: Yeah. And I'll—perhaps I'll leave it for—we have a former Chancellor of the University System—

GORDON: Oh.

GOVERNOR: That also sits here. So, I know he can talk a lot about the university system, but just—you may or may not be aware that there's been a substantial investment into building a new College of Engineering at the University of Nevada which will be—

GORDON: I've heard about [crosstalk] it and we were very happy about that.

GOVERNOR: All right. Thank you. I have no further questions. Any other questions from northern Nevada? Ms. Bennett?

BENNETT: Thank you, Governor. And welcome, Mr. Gordon. I really enjoyed looking through your application and I was particularly struck that this would launch essentially a new

AMERICAN OVERSIGHT

industry for the Reno area, and I think that's a very exciting thing to take note of. And you noted later on in your site selection factors that you looked in particular at the quality of life here, and I liked that you added that too, to your application. Could you talk a little bit about how you anticipate your company will get engaged in the community and continue to add to the quality of life in northern Nevada?

GORDON: Well, I will definitely be one of the key spokesmen since I'm in 15 organizations between military and genealogical societies. And everybody is interested, whether it's the F35 or a 787, or what Boeing is doing to the new 777, there's always a chance to talk about that. And I came here over five years ago and I was the groundwork, keeping on the quality of life, and my wife and I just loved it. And as I said, I grabbed Mr. Narbut over here a lot and he's now committed, he's working on purchasing a home here. And we believe that the quality of life in the area, especially—I mean, my drive when I was working in—on a special assignment in California was an hour-and-a-half each way to go to work. That is not—that is not what we hear in Reno. And you can do a lot of things, not to mention the great quality of the scenery and action to go out there and do something with the family and still come back the weekend and go to work.

BENNETT: All right. Thank you.

AMERICAN OVERSIGHT

GOVERNOR: Thank you. Any other questions or comments from northern Nevada? I hear none. Any questions from Southern Nevada?

CEGAVSKE: None. Governor.

HUTCHISON: Governor, can I just jump in here real quick?

GOVERNOR: Of course.

CEGAVSKE: Oh. Sorry. I should have known. Lieutenant Governor. [laughter]

HUTCHISON: I didn't know what Madam Secretary was going to say. I thought she was going to make comment, then she said, nobody had comments. So, I know we've got to move the Agenda along. First off, thank you very much for this application. I just—because there was so much effort and energy spent at the Legislature, and the Governor has made this a priority with GOED and identifying aerospace sector as a sector that we really want to promote, I was just interested in your application in terms of what you had said, was one of the goals of your company was to create a globally competitive aerospace industry around our aerospace non-destructive testing MRA capabilities in your training. I just wondered if you could kind of just speak as somebody who is in that industry, and has a goal towards expanding that industry, what you see in terms of Nevada's future in the aerospace industry and business, given what you currently see the State in terms of—not only just as

AMERICAN OVERSIGHT

general business client, but the things that you've taken advantage of here with your application, like we want you to, like with these tax abatements.

GORDON: Thank you for the question. Being an ex-Boeing person and also working with Lockheed, some of the biggest major complexities of building these airplanes under composite reinforced plastics is [crosstalk] the cost beyond reason. And one of the biggest costs that they found in development was non-destruct testing. There was not enough suppliers, not enough qualified suppliers, and the ones that they had, they found that the—it was a very [inaudible] industry and they needed competition. So, we looked at bases upon—after talking with Boeing and other companies, that once we get qualified, and we will get qualified, we will be very competitive and make this a much growing part of non-destruct testing within Nevada.

HUTCHISON: Thank you very much. Do you see Nevada then as well positioned to continue to grow this aerospace defense section cluster that you talked about in your application?

GORDON: Oh. Yes, I do. And I've talked to a lot of other folks from Boeing and they're looking at—I can't get into the details, but they're looking at Nevada too.

HUTCHISON: Thank you very much. And just last point, you had mentioned in your application you got about $6.6M in capital investment on the equipment side, and you anticipate over

AMERICAN OVERSIGHT

the next 20 years that could be as much as $124M. I assume that—that's a pretty good investment every year, you know, $6M-plus over the 20-year period. Do you see, as you make that capital investment equipment that your—that your workforce will grow, commensurate with that kind of that investment in equipment?

GORDON: Yes. Workforce will grow along with it, and the reason being is that, as we hit spikes, some of the firms—and I might have mentioned this earlier, some of the firms that we deal with, they want us to bring the equipment and our people onsite to perform the testing, and then after they get through a different period, then we can take that piece of equipment somewhere else and then invest in another tank with another customer. So, the driving capital is the brick and mortar, as well as the tanks. And if you've ever seen one of these non-destructive testing tanks—and we have our first one up and running—we'll have to invite you down because it's really aerospace at its best.

HUTCHISON: Great. Well, thank you very much. And appreciate you responding to those questions. I'm happy to support the application. Thank you, Governor.

GOVERNOR: Thank you, Mr. Lieutenant Governor. And just—I heard you just say you're testing as we speak then? So, you're up and running—

GORDON: Well, we're getting there. As soon as we get the capital in place, we have a site, we will—these things

AMERICAN OVERSIGHT

take about eight months. They're that complex, to fabricate, bring in, and then we have to make them certify that it works to the specifications, and that the software—that's the key driver because they—you know, they don't go in a straight line. Some of these parts are, you know, they're in circles and you have to get back into corners, especially the floor beams. And all that has to get checked out, and when that's being done, I think you will find it an interesting adventure to sit there and watch that go on and how fast it will be done, because it's so much computerized and that's the biggest cost, is the tank and all of the computerization that goes into the process.

GOVERNOR: All right. Well, thank you. And I was just thinking to myself that it was almost seven years ago that we were announcing our Economic Development Plan and it included aerospace and some people kind of shrugged their shoulders and said, really? And this is a validation, you know, of that day. I mean, there are other things that we have accomplished, but certainly we're very excited about the prospect of your making the decision to be here and the amount of growth that you're going to have in the future.

GORDON: Thank you, Governor. And as a second-cousin, sixth removed to Kit Carson, I love every day to look up there and see the Carson Mountains.

GOVERNOR: Wow. You're Nevada royalty. All right. If there are no further questions or comments with regard to

AMERICAN OVERSIGHT

Agenda Item 5A, the Chair will accept a motion to approve the Abatement Application of AeroSpec NDT Services, Inc., for an Aviation Sales and Use Tax Abatement and an Aviation Personal Property Tax Abatement, as presented in that Agenda Item.

BENNETT: So moved.

GOVERNOR: Dr. Bennett has moved for approval. Is there a second?

KLAICH: I'll second that motion.

GOVERNOR: Second by Mr. Klaich. Any questions or discussion on the motion? I hear none. All in favor say aye. [ayes around] Those opposed say no. That motion passes unanimously. Congratulations and good luck.

GORDON: And thank you very much for your time, sir.

GOVERNOR: You're very welcome. Thank you. Agenda Item No. 5B, C4Mining Company.

URSEM: Okay. Here we go. Okay. Thank you, Governor Sandoval, Lieutenant Governor, Madam Secretary, Director Anderson, and Members of the Board. For the record, Perry Ursem, Vice President of Business Retention/Expansion for the Las Vegas Global Economic Alliance. Here today in show of support for the application submitted by C4Mining Company. C4 provides block chain services for the cryptocurrency industry. C4 is not a financial services company, but rather an IT solutions provider that establishes connections between computer networks to allows

AMERICAN OVERSIGHT

cryptocurrencies to be mined, and then transactions recorded anywhere in the world on the block chain.

This company is exploring their options to locate operations in southern Nevada. This endeavor would create 13 new high-tech computer programming jobs producing an average hourly wage in excess of $40.00 an hour, with capital investment projections totaling approximately $25M. The application meets the requirements set forth by the Governor's Office of Economic Development, has full support by the Las Vegas Global Economic Alliance. And with me today from C4Mining is Mr. Dan Hunt, Founder and CEO, who will provide further insight to his company. Mr. Hunt?

HUNT: Thank you, Perry. Thank you, Governor, Lieutenant Governor, Madam Secretary, Members of the Board, we appreciate the opportunity. Last week on Friday, my wife and I moved from Pennsylvania and relocated to Nevada. We're very happy to do that. My father retired here, my brother works here, and my sister lives here in Nevada. So, we are excited to be the newest residents of Nevada here. We also have leased a small facility in Las Vegas as our Research and Development facility, to get started so we can start the process of doing the research and development for the type of mining that we are doing.

We have some innovative ideas that we're going to put into place for our mining operations that are very, very different than the other mining operations that are currently around the

AMERICAN OVERSIGHT

world. Our impetus to do this was because in the cryptocurrency world, most of the mining operations are not based in the United States. Most of them are based out of the United States, and we had a problem personally investing money into China, or Russia, or Iceland. So, to solve that problem, we have spent the last year of our lives researching the best way to do it, the best places to do it, and I'm happy to say that Bill 398 that went into law in Nevada about a year ago, is probably the major impetus for us coming to Nevada. That bill showed us that a) Nevada is progressive. They're interested in the technology that we are building, and it showed me that the Legislature here will—is willing to listen to the changes, and that's an environment that I like to work in.

I recently had worked with former Governor Rendell in Pennsylvania. My background is in the film and television industry, and we wrote the tax incentives for the State of Pennsylvania when Governor Rendell was in office, and I enjoyed working with an environment of people that wanted to work with the community. And when I saw 398, I saw the same thing that I saw with Governor Rendell, and that is one of the major reasons that we decided to come and look in Nevada. The State of Florida is heavily, heavily courting us to come there, and Colorado, not as heavy but they've continued to talk to us about coming there. They were very disappointed to see that our new zip code is

AMERICAN OVERSIGHT

89103. [laughter] So, that is the—a quick overview of what we did and how we do it, and why we're here.

GOVERNOR: Mr. Hunt, thank you. And perhaps for some folks could you, like, explain mining cryptocurrency for 1st graders? [laughing]

HUNT: It is a very—it is a very complex mathematical problem, that we have specialized computers that solve those problems, and then once they solve those problems, they get awarded the next block on the block chain. Now the block chain technology is incredible and it is the wave of our future. A different company that my wife and I have that we will be relocating to Nevada as well is called, CryptoU, and we do a five-hour seminar on block chain and cryptocurrency. And I know we don't want to take that kind of time today to do that, but very basically, a computer solves a math problem that then—that then approves the transaction. So, if the Lieutenant Governor was going to send me $1,000 through cryptocurrency, it would have to go through the block chain to have that happen. And once each block is solved, then that block says, okay, this is a real transaction, and then it moves on to the next block. So, that's in a nutshell how it works.

GOVERNOR: Okay. Everybody have that? [laughter] All right. Similar to my question in the last item, what is the skill set that you will be seeking? I mean, these are great jobs. The average wage is $40.77 an hour. So, obviously, it

AMERICAN OVERSIGHT

will be very attractive. What are you looking for, and do you—are you confident you can find that in southern Nevada?

HUNT: Yes. Before we even moved here, we looked into the programming and block chain technology developers, and there are a lot of those people that are located here in Nevada right now in the Las Vegas area. That was a big factor for us in the beginning. Skilled labor is another big factor. When we build the units and build all these, rafts and build the infrastructure for the electricity, that was a big factor in our decision to come here. Two weeks ago when we were here looking at apartments, we set down and met with Nevada Energy, who is here with us tonight, and Nevada Energy is very interested in what we're doing and how we're doing it. So, yes—so, all the—the jobs start from Programmers and Developers to skilled labor, and a lot of subcontracting type stuff with other businesses in the area.

So, yes, we believe that all of those things are here and available in the Las Vegas area—as well as customer service. You'll be hearing an application from another company, Cascade Financial, who has customer service of applications here in Nevada and they have call centers. So, we're going to be able to hire Cascade to run the customer service for our company, and they're very well suited in Las Vegas—very well suited to handle that 24-hour customer service, you know, environment that we need to be able to take care of the customers all the time.

AMERICAN OVERSIGHT

GOVERNOR: All right. Well, thank you. I'm going to begin with southern Nevada. Questions from southern Nevada?

CEGAVSKE: Yes. Thank you, Governor. Thank you very much for the presentation, appreciate it. I always thought just getting a new cell phone [laughter] was a way to go, but when I started learning—in the Secretary of State's Office, we have Securities Division, so I've learned about the bitcoin, and learned—not probably enough, about the block chain, but it's very unique. But some of the questions that I have for you are, number one, looking at space. You're—right now you're looking at 100,000-square-feet. How much of that 100,000 right now do you feel you're going to occupy and what more will you need? The place that you're leasing, can you add on to it? Because I know from listening to my staff try to teach me about this, that you need computer space and you need a lot of it, and it keeps growing.

HUNT: Yes. No, we can't add on to the space that we're in—

CEGAVSKE: Okay.

HUNT: Again, I told you my background is in the movie and television business—

CEGAVSKE: Yes.

HUNT: I have actually worked in the facility in the past that we leased here. It's actually a film stage and we looked at that facility because it already has power in it and it

AMERICAN OVERSIGHT

wasn't being used right now, so we took a short-term lease on that just to get into the space right now.

One of the developments that we have made since we started this application process is putting our miners into what we call, mobile data centers, or containers, 20-foot shipping containers. We will modify those 20-foot shipping containers to take about 200 units, and those 200 units will then be placed wherever we can for power—for the best range of power, i.e., a solar farm that is over-producing right now, and there are several of those in the State of Nevada, that we can just take that container and move it there and just basically plug it in because they'll have a satellite dish on the top and they'll be able to connect to the internet.

So, the types of facilities that we will be looking for are, yes, brick and mortar, that 100,000-square-feet—it's just a round number to put on the application. Our goal would be to have a manufacturing facility for our container system. We are also really heavily involved in what we call, emersion cooling, meaning the computers actually go in a tank that's 25—or, negative 25-degrees centigrade, very, very cold, and then they run in there so we don't have the heat problem that we have right now. So, we're looking for space that is probably not city space, we like to be as secretive as we possibly can as to what our locations are for security purposes, but there's plenty of space.

AMERICAN OVERSIGHT

And again, the offices here in Las Vegas have taken us around and shown us things. Actually, Nevada Power has several large, large lots that they took us around to and showed us that are right next to their substations, so the power is already there. So, again, that's part of the reason that—really, when we came here two weeks ago we were not planning on moving to Nevada, but after our meeting with Nevada Power, after our meeting with the local offices here, we realized that a) the people want to work with us, and b) the space and infrastructure is available, we just have to figure out how to make it work.

CEGAVSKE: Okay. And that again, with the electricity, was one of my questions too, is how that space and—because I know you need both, a lot of both. There's—[crosstalk]

HUNT: We need a lot of both.

CEGAVSKE: Yes.

HUNT: But with the containers—

CEGAVSKE: Yeah. That—[crosstalk]

HUNT: You can stack them seven high.

CEGAVSKE: Yeah.

HUNT: So, that cuts my space, you know—

CEGAVSKE: Right.

HUNT: Drastically down.

CEGAVSKE: Because you just [crosstalk] need to house them. You don't need employees necessarily, but you need to house them.

AMERICAN OVERSIGHT

HUNT: But they all have to be serviced.

CEGAVSKE: Yes. [crosstalk]

HUNT: So, you know, one of the reasons that UPS is so successful is, those trucks get serviced regularly.

CEGAVSKE: Uh-huh.

HUNT: So, we hire—and what we're doing in our Research and Development facility right now is, we are writing the protocols of how often our Techs need to go into those containers, shut them down, clean out the fans, clean out all the things, and do all that service. So, the life of that Miner is very important to us because our profit is based [crosstalk] after that first two-years on the contract. So, we need that thing to go for not the three years they say, maybe four years, so it's worth it for us to pay the extra Techs to come in and actually, you know, continue that maintenance on a very, very high level.

CEGAVSKE: Okay. And if I might, Governor, I do have a couple other questions. So, what we saw was the beginning price, we saw this price, and then we've seen it come down. Is that a concern to you, the mobility, because it looks like it really fluctuates right now a lot. [crosstalk]

HUNT: Yeah.

CEGAVSKE: Kind of like with Nevada gambling. [laughter]

AMERICAN OVERSIGHT

HUNT: So, no, it doesn't concern me. Our consultants tell us that at the end of 2018 bitcoin will be between somewhere between 20,000 and 30,000 a bitcoin. Now, our mining facilities will not mine just bitcoin, our mining facilities will probably mine the Top-10coins, which include Ethereum, Lead Coin, Monero. [phonetic] Just this morning we purchased $50,000 in equipment to mine Monero. We have [inaudible] in research and development right now. So, we're looking at all of them. So, no. That up and down, our core belief is that cryptocurrency, digital currency and block chain technology is the future of the financial system whether it's here in the United States or around the world. So, right now we're in that infancy stage where it's kind of up and down, up and down, up and down, but—no, we're not really concerned because we're in this for the long-haul.

CEGAVSKE: Okay. And is it about eight-years-old? Am I reading that right? That that's approximately when it came—

[crosstalk]

HUNT: That is absolutely correct.

CEGAVSKE: Okay. So, it's new, it's young, and so I'm just curious as to your consideration knowing how young it is and the investment you're going to make in this is substantial, so I'm just curious about that.

HUNT: My wife, sitting over here—

CEGAVSKE: Oh.

AMERICAN OVERSIGHT

HUNT: Is a 20-year teacher, science teacher, and retired last year with me to work in the block chain technology. We started CyrptoU with our partner, David Frost, out of Kansas. He's a Business Professor at Bethany College in Kansas. We have a program where we have literally traveled around the world teaching crypto education, and because we have taken—when we first looked at block chain when it was first introduced to me, and I saw the power of what it does and how it does it, a light bulb went off in me and said, this is the future.

Now, will it be in bitcoin? Maybe not. It might be in the Fedcoin that's going to come out in 2021. It might be in the light coin, or the Monero coin, or anything else down the road, but it will be something. Our technology can be shifted to wherever the census goes, so we can shift our technology. So, we're not a bitcoin mining company, we're a cryptocurrency mining company and we are looking at furthering the block chain. My wife and I have over $500,000 invested in different block chain technology companies around the world, and we do that because we believe that block chain is the future.

CEGAVSKE: And I'm thrilled with that, and I know that my Securities Division would love to work and learn. We do have somebody from our office that goes around and also does a PowerPoint presentation, and he tried it on me, [laughter] didn't work. But one of the things that we're concerned about in our arena is the bad players because—

AMERICAN OVERSIGHT

HUNT: Correct.

CEGAVSKE: As we know, there are those out there. So, I'm glad to know that there is somebody that we can come to talk to and work with you on some of those issues that come to us—because, again, this is new and my staff is really good, they understand it, they get it, they've been trying to explain it to me for weeks—you know, just with the block chain—they even had diagrams, they're working on me. So, I just want to thank you for coming and considering Nevada, and moving here, taking that leap, and knowing how young it is in the investment that you're doing. So, thank you.

GOVERNOR: Thank you, Madam Secretary. Other questions from southern Nevada?

HUTCHISON: Governor, just a real quick follow-up. Mr. Hunt, thank you very much for being here today. Welcome to the great State of Nevada. Outside of your family and the importance of your family, the best decision you will ever make is moving to Nevada. [laughter] Ever. The sun just shines different in Nevada than it does in Pennsylvania. So, welcome. [laughter]

CEGAVSKE: It shines.

HUTCHISON: Let me just ask you very quickly, because I think this is such an intriguing area that—as you mentioned, the Legislature has already seen the value in this industry and has pursued this industry. Can you just speak, just quickly, to this idea that Nevada can really serve as a place of clustering for

AMERICAN OVERSIGHT

this cryptocurrency mining company operations? You said that—you said that it really—you didn't want to invest in other foreign countries, I wonder if there is a real demand for your kind of company to be located in the United States, for a variety of reasons, and if Nevada can continue then, you think, on the forefront to attract the kind of companies in your business and in your industry, given where we're at currently.

HUNT: Yes and yes, if you want the short answer.

HUTCHISON: Kind of.

HUNT: This industry is expanding greatly. This week, my wife and I invested in a company, an ICO, or a token of a company, that is an academy to train programmers and train developers on block chain.

HUTCHISON: Yeah.

HUNT: Again, why did we invest in that? Because we believe in the education side of—

HUTCHISON: Right.

HUNT: Of what's going on. We're also invested in a company that has bitcoin ATMs, and we believe that bitcoin ATMs are going to be coming into Nevada. As a part-owner of that company, I'm going to push it very, very hard—

HUTCHISON: Yeah.

HUNT: To have the bitcoin ATMs. There's only one that I know of right now in the D Hotel here in Las Vegas. So—

AMERICAN OVERSIGHT

HUTCHISON: So, you really see this clustering then, of this industry, within Nevada?

HUNT: I do. I believe that Las Vegas is—and again, sorry Reno, Las Vegas is—it's got a great airport, I can get anywhere that I need to get. It is a great standard of living here, and I can easily attract outside people if I need, but UNLV's programs here—and I've worked pretty heavily with UNLVs programs—I was Adjunct Professor at Philadelphia University—by the way, Governor, that's where you want to go, Villanova. [laughter] I was [laughter]—

HUTCHISON: You got to pause long enough to let the Governor respond to that. [laughter]

GOVERNOR: We got them in the final game, all right? [laughter]

HUNT: But working with UNLV to help develop programs in their Business Department that help understand block chain—and Professor Frost and myself, and my wife, are doing that through our CryptoU Program, but we're going to try to reach out, and we've already reached out to the Business Department here to do those kind of things. So, yes, I believe Las Vegas is the perfect place because 398 is in place—

HUTCHISON: Yeah.

HUNT: Because this body is willing to listen to what we have to say, and willing to take the time to get educated.

AMERICAN OVERSIGHT

HUTCHISON: Yeah.

CEGAVSKE: Do I have to take one of those courses? [laughter] I do? Okay. [crosstalk]

HUNT: We're actually talking to the Department of Homeland Security to put together a course for all of their Agents to, you know, just have an overview of what they're looking for.

HUTCHISON: Well, thank you, Mr. Hunt. Again, congratulations on a great application. I know that there will be law makers—Governor, Assemblywoman Irene Bustamante-Adams is here, you know, I'm sure there will be law makers who will be very interested in continuing to pursue the conversation in terms of what we can do to really, really foster this clustering of this industry. So, thank you very much. Thank you, Governor.

GOVERNOR: Any other questions or comments from southern Nevada? From the north, Mr. Klaich.

KLAICH: Governor, just a quick comment. As I go through these, and looking at the last couple of meetings, there's been a lot of discussion on how the quality of businesses and the diversity has improved over the time that you've run this Council. And I just wanted to make a quick comment. When I see a negative come up in one of the statutory requirements, it's going to raise a flag in my mind, and always I'm going to be thinking, is there a reason to overlook that, or to look past it into the application. I think there's a ton of good reasons in

AMERICAN OVERSIGHT

this application, even though we're not creating the number of jobs that might be statutorily required, and they have to do with the type of industry, the wages, and I think where—as the gentleman has so eloquently put, where this is going in the future. So, just a general comment about the application and why—not withstanding that job creation number, I think this is a perfect application for this Board to approve.

GOVERNOR: Thank you, Mr. Klaich. And I appreciate your making the record because essentially you've read my mind in terms of quality over quantity. I mean, these are great jobs in a new area. You referenced the legislation that I had the privilege of signing, and this is what we had in mind when we signed this. I mean, I personally—and I think I can speak for every Member of this Board, is that, you know, we as Nevada want to be ahead of the curve, and this is a technology and an area of development that we want to be on the ground floor of, and now we are. And so, Mr. Hunt, I really congratulate you on your vision and seeing, you know, what the potential is here, and we're very pleased that you've decided to locate in Nevada and specifically Clark County. Any other questions or comments from up here? Mr. Anderson?

ANDERSON: Thank you, Governor. And just to reference Mr. Klaich's comment, just for clarity purposes. This particular application has two out of the three requirements, which is why we're maybe lower on those salary marks, but we do meet the

AMERICAN OVERSIGHT

statutory requirements across the board. So, just in case there was any—I thought of not having that clear.

GOVERNOR: All right. Any other questions or comments on Agenda Item 5B? I hear none. So, the Chair will accept a motion to approve the abatement application of C4Mining Company for a Sales Tax Abatement, Modified Business Tax Abatement and Personal Property Tax Abatement as presented in Agenda Item 5B.

CEGAVSKE: Move for the motion that the Governor just stated.

GOVERNOR: Secretary of State has moved for approval. Is there a second?

BARRETT: Second from Barrett.

GOVERNOR: Mr. Barrett has seconded the motion. Any questions or discussion on the motion? Hearing none, all in favor say aye. [ayes around] Those opposed say no. That motion passes unanimously. Mr. Hunt, thank you. Best of luck.

HUNT: Governor, thank you, and I look forward to working with you and your team, bringing more of block chain technology to Nevada.

GOVERNOR: We appreciate that.

CEGAVSKE: I look forward to those classes.

GOVERNOR: Agenda Item 5C, internalDrive, Inc. dba iD, Tech.

AULT: Good afternoon, Governor, Lieutenant Governor, Madam Secretary, Director Anderson and Board Members.

AMERICAN OVERSIGHT

For the record, I'm am Chris Ault Jr., Vice President of Business Development for EDAWN. I'm presenting an incentive application on behalf of internalDrive, Inc. dba iD Tech. iD Tech is a world-wide provider of STEM education. Their plans of setting up logistical operations in Reno, Nevada will enable them to fulfill equipment requirements for their technology education programs hosted world-wide, which will provide education to approximately 58,000 students this year. Their plans for location in Reno include the occupancy of 61,875-square-foot building, over $5,491,000 in capital expenditures, and an initial employee count of 14 at an average wage of $23.27.

iD Tech has a strong benefits package which includes medical, dental and vision benefits, overtime, PTO, sick and vacation time, merit increases, tuition assistance, retirement plan, profit sharing and 401K. Employee health insurance is covered 100% by the company and commences on the date of hire. iD Tech is requesting the Sales and Use Tax Abatement, Modified Business Tax Abatement and Personal Property Tax Abatement. EDAWN supports their application. I would like to introduce Dylan DeHart, Director of Logistics—Colin is also here, he's the Logistics Manager, to give you a brief summary and answer any questions you may have on iD Tech.

DEHART: Is that thing on?

AULT: There you go.

AMERICAN OVERSIGHT

DEHART: Oh. Thank you very much. It was a pleasure to meet you earlier, Governor Sandoval. I'd like to thank the Board for hearing our application, and would like to thank the Lieutenant Governor, Madam Secretary, and all those in southern Nevada for hearing us out on this. iD Tech, we've been in business for—this will be our 20th summer. We are a STEM education summer camp program. We also have some year-round programs that we offer. This year, we're going to be educating 58,000 students across the country and internationally.

Our typical model is to rent out lab space in universities and bring the kids into those universities. We outfit the labs with our own equipment, our own computers and our own instructors, thereby giving the campers a great STEM education experience, and it also introduces them to college life so they can, you know, get a feel for what it's like to be on a college campus, stay in the dorms, and really spark that hunger to go to college.

Our mission is to deliver the highest quality, most inspiring and innovative tech knowledge experiences to the next generation of visionaries, one student at a time. Our core values are to deliver engaging educational experiences. We reinvent education by offering cutting-edge curriculum in a lively hands-on environment. Our students possess limitless potential, and our staff inspire them by bringing joy and creativity to learning with a personalized approach. We—our

AMERICAN OVERSIGHT

number one goal is also to ensure the safety of every student. We take risks with innovation and technology, but not with our kids. The physical and emotional safety of our students is paramount. We set the standard as the number one technology summer camp in the world. We have innovators who invest in the things that others may thing are impossible to accomplish. We have all-girl tech programs, robust scholarship programs, and proprietary learning platforms and curricula. Our willingness to take risks and be on the cutting edge keeps us one step ahead of the competition.

Another benefit of being on the cutting edge is that, every year we have surplus equipment that we no longer use, so we donate that to local schools. Last year in San Jose, California where our warehouse was located, we donated 125 [inaudible] printers with enough filament to run for a whole school year, over 125 robotics kits, office supplies and sports supplies. And the total of our donations to local schools in San Jose last year was over $220K. We plan on replicating that here in Nevada now what we'll be located in Reno, and we have an Educational Hardware Coordinator that's going to be heading that up and reaching out to local schools to donate all of our office supplies, robotics kits, anything else that we won't be able to use for the next year.

Why did we choose Nevada? We chose Nevada because lower taxes, of course, over the Bay Area. There was lower facility

AMERICAN OVERSIGHT

and common area management fees relative to the area. Here it's in the, you know, $0.48 per square-foot, whereas the Bay Area, it's creeping into the $1.30 per square-foot for warehouse space. There is also a higher vacancy rate and better facilities. In the Bay Area, they are switching over a lot of warehouses to housing or to office space to maximize the profit on their properties. And then there's better quality of life for employees that are moving here. We did not give anybody a pay cut when they moved to Nevada, so they're going to get to enjoy their wage, and that's just part of the values we have as a company. We have profit-sharing, we share the wealth. When we hit our sales numbers, we bring everybody on the company on a company trip from the CEO to the hourly employee. There was also the potential for abatements, which was an attractive part of coming to Nevada. And there's also a proximity to the Bay Area and our main office. We can—you know, there's multiple direct flights into San Jose every day, so we can get back and forth as needed.

And some of the other areas that we're looking at were Phoenix, Sacramento, Tempe, Portland, Austin, Texas, Denver/Boulder area of Colorado. And for the reasons that I stated before, that's why we chose Nevada. We're also kind of operating as a beachhead for a potential main office expansion. Our main office lease is over December 2019, and we're looking to bring—if things work out here in Reno, Nevada, we're looking to

AMERICAN OVERSIGHT

bring Customer Service Departments, Curriculum Developers, Marketing, and some IT and other support staff to Nevada. Thank you very much.

GOVERNOR: Mr. DeHart, thank you—and I want to compliment whoever filled out your application because when I read this sentence, iD Tech camp summer tech programs are held at 150 prestigious campuses including Stanford, UNLV, and MIT. So, that's —we like to—[crosstalk]

DEHART: We know our bread is buttered.

GOVERNOR: So, well done. And, you know, with regard to the employees, as I'm sure you now know, you get a 10% raise just by crossing the state line.

DEHART: Looking forward to that.

GOVERNOR: Yes. But it's interesting, you know, you said you do have some employee relocations, will you be hiring some employees locally?

DEHART: Oh. Yes. We've already hired six employees in Reno. We're—actually, sorry, seven. We just had another one start on Monday. Those are year-round full-time employees with full benefits, retirement, all that stuff. We're also looking to hire two temporary employees, one of which we'll probably keep after our summer season. And so, we've hired a couple of Hardware Technicians to work on our computer fleet. We have a computer fleet of about 10,000 laptops that we have to

AMERICAN OVERSIGHT

house, maintain, image. So, we've hired some Computer Technicians here in Nevada to service that for us.

GOVERNOR: Now that's good news. And your experience has been positive with regard to finding the individuals that you need?

DEHART: Oh. Yeah. There's a lot of talented people in the Reno area.

GOVERNOR: I didn't hear that. Will you say that again? [laughter]

DEHART: There are many very talented people in the Reno area.

GOVERNOR: Thank you. The only other thing I have is—actually, two things. I wanted to compliment you on your healthcare package in providing 100% of the healthcare benefits upon hiring. That's remarkable.

DEHART: Thank you.

GOVERNOR: That's a really big deal. So, thank you for that. And then I would encourage you to reach out to an individual if you have not already, by the name of Brian Mitchell. He is the Executive Director of the Nevada Office of Science, Innovation and Technology. His office is actually right across the way here, but I think there's a lot of opportunity for collaboration between your company and that company—that company, excuse me, that office, because that office was established through a bill proposal by my office and approved by the

AMERICAN OVERSIGHT

Legislature for this very purpose—is to really encourage STEM education throughout the State of Nevada and work with students. So, there may be some really good opportunities there.

DEHART: Yes. And we're hoping that, you know, after we donate all this equipment to Reno schools in the fall of next year, kids will be walking around with their tee-shirts and using our equipment in local high schools and elementary schools, and start asking their parents about, can I go to iD Tech.

GOVERNOR: I suppose you should also reach out to the State Superintendent of Schools, Steve Canavero, C-A-N-A-V-E-R-O, and reference the Nevada 21 Program which is bringing more technology into the schools, and particularly getting the devices to the students. All right. Thank you. All right. Questions from northern Nevada? Mr. Klaich?

KLAICH: Governor, again a comment. I appreciate Director Anderson's comments regarding the last one I made that, the difference between two out of three and three out of three, and I was talking about three-out-of three, and I will tell you, when you say to me, STEM education for young people, and particularly for women, you've got me all in on that. Absolutely critical for our country and anything that we can do here in Nevada to help push that forward, I'm very appreciative of—and everything your company does. So, that was my only comment on that, Governor.

AMERICAN OVERSIGHT

DEHART: Thank you. Yeah. We've—in the last, you know, just four years, we went from 14% girls in our programs to 26%, and we now have 10 all-girl programs that are called our Lexi Café Programs. So, they're more of a casual learning environment, kind of like a coffee shop, and we teach them, you know, activism, entrepreneurship, and coding and tech. So, it's basically really important to our company.

GOVERNOR: All right. Questions or comments from southern Nevada?

CEGAVSKE: Yes. Governor, this is Barbara. I think everybody on this Board just wanted to know what the deal was with the Girl Scouts. Do they get a deal on the cookies? [laughter] How does that work, their partnering with them? But I just wanted to say, thank you for partnering with the Girl Scouts. I think that's absolutely wonderful. It's a great place to go because they have so many after school programs and programs within the Girl Scouts, that I think this is really a good bridge for you to have. And we're just trying to make light of the cookies, but thank you. Lieutenant Governor, did you have—

HUTCHISON: No. I just—congratulations on a great application. I will be more than happy to support it. Thank you very much.

CEGAVSKE: Anybody else?

SPEAKER: No.

AMERICAN OVERSIGHT

GOVERNOR: Any other questions or comments? I suppose my final one, Mr. DeHart, is hopefully we'll see a summer camp at the University of Nevada in Reno.

DEHART: Yes. That would be awesome. It would be a lot easier for us to fulfill too.

GOVERNOR: Yeah. I would imagine the logistics would be pretty simple there.

SPEAKER: [inaudible]

GOVERNOR: Yes. No, we can connect you obviously with who you need to talk to there.

DEHART: For sure. thank you.

GOVERNOR: All right. If there are no further questions or comments, the Chair will accept a motion to approve the Abatement Application of internalDrive, Inc. dba iD Tech, for a Sales Tax Abatement, Modified Business Tax Abatement and Personal Property Tax Abatement as presented in Agenda Item 5C.

CEGAVSKE: [crosstalk] Move for approval of 5C.

GOVERNOR: All right. The Secretary of State has moved for approval. Dr. Bennett has seconded the motion. Any questions or discussion on the motion? I hear none. All in favor say aye. [ayes around] Those opposed say no. That motion passes unanimously. Congratulations and best of luck.

DEHART: Thank you very much.

GOVERNOR: Thank you. We'll move to Agenda Item 5D which is the application of MECP1 Reno 1, LLC.

AMERICAN OVERSIGHT

THOMAS: Okay. For the record, Stan Thomas, EDAWN. And, fellow Board Members, another one, another company that's been exciting to work with. EdgeCore Data Centers will be building a campus of data centers in the Tahoe Reno Industrial Center, $106M of capital equipment over five years, 50 employees, average wage over $23.00, $24.00. At this time, they meet all the requirements, and so of course EDAWN supports this application fully. At this time, I'd like to introduce to you, Matt Muell, who is the Senior VP with EdgeCore Data Centers.

MUELL: [crosstalk] Good afternoon to you, Governor Sandoval, and thank you to the Board for considering this application. EdgeCore is a newly formed, privately held Data Center Owner/Operator and Developer. We are currently in the process of creating scalable campus-style data center developments in six markets across the US. We've chosen Storey County in Nevada as one of the six.

Our campus in Storey County, we envision it supporting up to 1M-square-feet of data center capacity that will be developed in phases over time. Our investment will exceed $200M to $300M, we believe, over a five to seven-year period, potentially growing substantially from there, including additional investments by our tenants into additional data center infrastructure, servers, cabinets, all that—all the equipment that goes inside of the data center. We believe there will be a substantial benefit to job creation, not only from the ongoing construction in phases of the

AMERICAN OVERSIGHT

project, will bring 300 to 400 construction jobs in waves as we develop out the campus.

We also believe we'll employ 50 full-time employees at our campus. Those types of employees range from mechanical and electrical technicians, telecommunications operations staff and security guard personnel. We chose Nevada for a couple of reasons. Number one, it is a disaster risk averse location relative to some of the competing locations that data center operators typically consider. Number two, we believe that Nevada, and particularly northern Nevada, offers a very attractive total cost of operation to our customer. The key inputs for that equation are the cost of power and taxes. So, we appreciate the opportunity to discuss tax incentive savings to help our customers create an environment that's very cost-competitive to some of your neighbors. And then, third, as was mentioned earlier by the mining company, is just the pro-business environment here, and witnessed that from Stan all the way through the local jurisdictions that we've been talking to. Just feels easy to get stuff done here and get buildings coming out of the ground quickly, which helps our company to position well against the competition and deliver a good product to the end customer. If we're granted these incentives, we intend to start our development immediately and hope to have our first building completed by early next year, and we would welcome all of you to come visit and take a tour. That's all I have.

AMERICAN OVERSIGHT

GOVERNOR: Well, thank you. And I appreciate—we have been called the "get it done" State, by some very prominent folks. So, I appreciate your joining in on that. And you've anticipated most of my questions because my first question was going to be with regard to power. And so, you've found that the private cost of power here is very competitive.

MUELL: Yeah. So, we've been evaluating, you know, 20 to 30 markets in the US. I've been doing this site selection for almost 13 years now, prior at a former public data center company. So, we have found that the cost of power in northern Nevada is extremely competitive relative to other locations that data centers should be in.

GOVERNOR: And have you analyzed the Energy Choice Initiative that is going to be on the ballot this fall?

MUELL: We are in the process of that. We actually have a call setup next week with Nevada Energy to discuss that.

GOVERNOR: Okay. Just curious because obviously you're a high-volume user of power.

MUELL: Yeah. We are, to some people's detriment. But, yes, we are evaluating that. And a key component of data center development, and to our customers, is sustainability. So, to the extent that we can use more green resources to produce electricity and utilize them to power the internet, then we're all for that.

AMERICAN OVERSIGHT

GOVERNOR: And you, again, you anticipated my next question. So, the availability of green energy in Nevada is also a factor in your decision-making process?

MUELL: Absolutely. It's definitely required by our customer base, which they just demanded it of us. So, yes.

GOVERNOR: And then the last question I have, looking at your correspondence, it says, accessibility to substitute markets. And I haven't heard the term, substitute market, before. So, will you explain that to me?

MUELL: Sure. That just refers to northern California primarily, which is a very large established data center market. We believe that the latency characteristics of northern Nevada, in terms of just transmitting data back to that area, can support over 50% of the applications that are currently residing in the Bay Area. And there should be an opportunity to transport some of that demand into northern Nevada.

GOVERNOR: I'm glad I asked that question. All right. Any other questions from Board Members? Any questions from northern Nevada? Questions from southern Nevada?

HUTCHISON: Governor, just by way of comment, this is another great example of policy making a difference and paving the way for new businesses and expanded businesses and, you know, economic diversification, things we've talked about for years and years—but under your leadership and the Legislative leadership and direction, we're starting to see this happen because you see

AMERICAN OVERSIGHT

these data center Sales and Use Tax Abatements now, and the Personal Tax Abatements, that we heard testimony about during that session, were so important to attracting these kind of businesses—and again, we know there's very prominent players within this industry that have said that if these kind of opportunities are available, that companies will come here. And we're seeing that in this application and it's just heartening to see these kind of developments, Governor. And just again, underscore the importance of policy and leadership. So, very happy to support this application. Thank you.

GOVERNOR: Thank you, Mr. Lieutenant Governor. Any other questions or comments from southern Nevada? If I might piggyback off the Lieutenant Governor's comments, and what he was eluding to was a bill that was brought forward in the Legislature, and I signed, which dropped the Sales Tax Abatement for data centers. And I guess the bottom line question is this, is you likely wouldn't be here today without that, correct?

MUELL: That is absolutely correct.

GOVERNOR: Which means there was $400M of investment that Nevada would not have received if not for that bill.

MUELL: That is correct, Governor.

GOVERNOR: Yeah. Well, thank you. Again, it's really important. I mean, there—it just makes a difference in terms of very large capital decision. And so, I think it's important for—obviously there is—it's nice to have that validation, but to hear

AMERICAN OVERSIGHT

it directly from the individuals that are making incredibly important decisions with regard to where they're going to deploy their capital. All right. Any other questions or comments? If there are none, the Chair will accept a motion to approve the Abatement Application of MECP1 Reno 1, LLC, for a Data Center Sales Tax Abatement and a Data Center Personal Property Tax Abatement as presented in Agenda Item 5D.

KLAICH: I'll make that motion, Governor.

GOVERNOR: Okay. Mr. Klaich has moved for approval. Is there a second?

BARRETT: Yes. Barrett.

GOVERNOR: Mr. Barrett has seconded the motion. Any questions or discussion on the motion? I hear none. All in favor say aye. [ayes around] Those opposed say no. That motion passes unanimously. Congratulations, good luck, and we look forward to that groundbreaking.

MUELL: Yeah.

GOVERNOR: Thank you. Agenda Item 5E, Monin, Inc.

THOMAS: For the record again, Stan Thomas with EDAWN. And another fine company that we want to introduce to you today. Application for incentives for Monin, and the Sales and Use Tax Abatement, Modified Business Tax Abatement, Personal Property Tax Abatement incentives. They are a global manufacturer of premium flavoring, and is planning to open up a syrup manufacturing facility in northern Nevada. They'll be

AMERICAN OVERSIGHT

investing over $11.8M in capital equipment, hiring 30 folks at the end of the second year, an average wage of almost $23.48. They have an extensive compensation package for their employees. They've hit two of the three requirements, and so EDAWN supports this application for incentives at this time. I'd like to introduce to you Bill Lombardo, the CEO for Monin. It's all yours, Bill.

LOMBARDO: Thank you, Stan. First, thank you very much for giving us the opportunity here, to the Governor and to the Lieutenant Governor, Madam Secretary and the Board Members. It's a great pleasure to be here today. As Stan indicated, we are actually a global company. We started 106 years ago in the center of France, we currently operate in about 145 countries around the world, and I am the CEO just of the operation just of the operation—what we call, Monin Americas.

So, we manufacture in Clearwater Florida, and we ship to 50 states and 27 foreign countries in this hemisphere today. We are seeking to diversify our manufacturing and to move to a western-base. Our growth has been quite steady through the last 20 years since we came to the US. We built the first plant there in Clearwater 20-years ago, and today we have 155 employees in the US, most of which are in Florida although one is proud to be a resident of Las Vegas. And we're celebrated, at least in the Tampa Bay Area where we're based, as one of the Top-10 employers in the small/medium category, for the last eight years in a row.

AMERICAN OVERSIGHT

And that's really based on high treatment of both—not just compensation, but just a lot of intangible benefits that we provide to the employees. Our voluntary turnover is less than 3% over the last 10 years, and we've kind of built a very good culture. And our goal would be to bring that culture here as well.

In our investigation, we have been operating a leased warehouse in California, southern California, for the last six-and-a-half years. So, we looked to California initially, but people quickly said that, you should take a look at Nevada. In our process here, we also looked at Utah and Arizona, but Nevada really got our attention. We are actively seeking land to build, and if given the approval here today for the Tax Abatements, we would proceed to contract land and then build a brand new facility. It would actually be roughly—as we've now figured out, about 100,000-square feet, would be our first phase. We would certainly employ a minimum of 30 employees, just based on the opportunity here that presents us in the west, within the next two years for sure. Base salary would certainly be there—and actually, our base wage which we put on the form does not include profit sharing, but we've consistently paid 5 to 12% profit share to wage employees for the last seven years now. So, that would be above and beyond that wage number.

We would move probably three employees here, but everyone else would be hired locally, and we've done a fairly—I would say,

AMERICAN OVERSIGHT

cursory investigation, into the strength of the employees here, and we find that there's certainly the quality that we're looking for. And so, we would feel very comfortable that we'll find the right quality here. So, our intent is to move forward quite quickly and to be operational by mid-2019 with a manufacturing warehouse and distribution facility.

The other thing that we do is, we are kind of known in our industry as the innovation people, so we actually supply flavorings to restaurants, hotels, cafes and bars. We're currently in about 80,000 locations in North America, and we work with some of the largest chains of restaurants and hotels. And so, we'll be building an innovation and training center here too, and we've done that in Florida, very successful, and we ended up bringing some of the more senior food and beverage and Executives from some of the largest chains—chain restaurants and chain hotels in America to our location, so that we would invite them to the Reno area as well, and I'm certain that they would come and spend some time here, and hopefully begin to appreciate what we are also appreciating from our visits here. I thank you for the opportunity for this, and we hope to get the abatements as indicated, and look forward to the growth into this area here.

GOVERNOR: Thank you. And you've anticipated almost all of the questions that I would normally ask. Curious, you mentioned you would—you're confident that you'll be able to find

AMERICAN OVERSIGHT

the employees that you will need locally. What is it—what is the specific skill set that you would be seeking?

LOMBARDO: Well, it's a—you know, it's a range of things. We actually process liquid, so it's a set of people that are somewhat good with chemistry, safety—food safety and quality assurance, but we have talked to a few of the food companies that are operating here in northern Nevada and they've assured me that those people do exist, and that they are available. We also have, obviously, some—what I call, production workers and warehouse workers, which would be a little bit lower-level, but also need, certainly, high skill. And for those that we don't—if we can't—if they don't have it, we are very big at training. We invest deeply in our employees to train them and to elevate their skills at our expense. And then we're also looking for managers, production supervisors, warehouse supervisors, logistics supervisors, for delivery of the products. So, it's quite a wide-range of skills that I'm confident that we can find.

GOVERNOR: Is water quality a factor in your decision making?

LOMBARDO: Water-quality and availability. So, you know, one of the issues that, you know, we dug deep into was—is to the water availability. We met yesterday with Mark Forry [phonetic] at [inaudible] who is excellent, and actually, I think exemplifies the people that we've met here in terms of their willingness to help business come here. But he explained all the

AMERICAN OVERSIGHT

rules and regulations. And although it's a little bit pricey, it's certainly available and the quality is absolutely high, as he expected to—he challenged us to the quality here versus Florida. And we're actually ironically based in Clearwater Florida, but as he said, that's just a marketing term.

GOVERNOR: All right. Well, thank you. Any questions from northern Nevada? Any questions or comments from southern Nevada on this application?

HUTCHISON: No, Governor.

GOVERNOR: I think you cleared the decks with regard to your presentation. And another exciting opportunity, particularly of a company of your history and reputation. It's an exciting development. And so, you did say, assuming favorable consideration of your application today that you would be locating here?

LOMBARDO: Yes. We're prepared to actually sign a purchase agreement very soon, maybe within days. So, we're anxious to move forward quickly.

GOVERNOR: That's exciting. All right. If there are no further questions or comments, the Chair will accept a motion to approve the Abatement Application of Monin, Inc. for a Sales Tax Abatement, Modified Business Tax Abatement and Personal Property Tax Abatement as presented in Agenda Item 5E.

HAVINS: So moved, Governor. Havins.

AMERICAN OVERSIGHT

GOVERNOR: Dr. Havins has moved for approval. Is there a second?

SPECHT: Second. Specht.

GOVERNOR: Second by Mr. Specht. Any questions or discussion on the motion? I hear none. All in favor say aye. [ayes around] Those opposed say no. That motion passes unanimously. Congratulations and best of luck.

LOMBARDO: Thank you very much. Appreciate it.

GOVERNOR: Thank you. Agenda Item 5F, Scientific Games Corporation.

URSEM: Thank you, Governor, again, Members of the Board. Perry Ursem, Las Vegas Global Economic Alliance. Here today showing support for the application submitted by Scientific Games. With the company's ongoing focus on the global headquarter footprint here in southern Nevada, Scientific Games is exploring options to expand current operations by adding 195 new jobs, producing an average hourly wage in excess of $30.00 an hour over the next couple of years. Capital investment projections total approximately $7M, of which $2M would be invested in capital equipment. Application meets the requirements set forth by the Governor's Office of Economic Development, full support of the LVGEA. And with me today from Scientific Games is Mr. Todd Clark, Vice President of Global Facility Services, who will provide further insight. Mr. Clark.

AMERICAN OVERSIGHT

CLARK: Thank you, Governor, Lieutenant Governor, Madam Secretary, and Board. This has been always a great experience. I know I've been up here a couple times already over the years, and the team that you have that help us out is just phenomenal. Between Perry, and Paul, Stan Thomas, Steve—who's no longer here obviously—and even Frank Woodbeck. I mean, we've all been getting a lot of support from your staff in all different facets. So, it's been a wonderful experience. I want to start off with—I think everybody is somewhat familiar with Scientific Games, but maybe not how much a difference a year can make.

From the last time I was here, we've gone through and acquired six more companies, and it's been an incredible growth trajectory. We've integrated all of those companies into our infrastructure and our—the structure of the company, and it's—the growth that's been made through those acquisitions have exceeded our expectations. And the company's also doing extremely well just on its own. We've had quarter-over-quarter growth the last, I believe, nine quarters now, and we just announced record earnings in revenue.

So, everything is really hitting the way it should be—that we had thought it would with all the acquisitions and the investment here. And we're positioning ourself for the future. One of the latest acquisitions was another company that was actually based here as well, MYX Gaming, who is opening up the

AMERICAN OVERSIGHT

whole sports betting and drill money wager avenues for us. And that is just exploding as well for us.

When we look at the last time we were here, we were making an investment into the campus that we have, and I think we've exceeded all of our capital that we had thought we would invest in the facility, we've loaned that away, and now I'm trying to figure out how I'm going to accommodate the growth because I've got all these people coming in—because we're looking at transforming the campus as, not only for gaming but also more for corporate and our game development teams. So, we're going to be looking for corporate relocations and hires here, we're going to be looking for the guys who can do all the map models, the content delivery, the programming, the coders. So, these are high-level positions that we're going to have here and it's an exciting time at the company.

We just had a corporate retreat out at Lake Las Vegas this last weekend, and just looking at the opportunities within the company, we're all very excited. So, we appreciate all of your help and all your support over the years, and would be more than happy to answer any questions that you have.

GOVERNOR: Thank you, Mr. Clark. And as you said, you have a very positive history before this Board, and there was some significant decisions made by Scientific Games to essentially consolidate operations in Las Vegas and follow through with regard to all of that. And so, I'm very pleased

AMERICAN OVERSIGHT

about this application, and perhaps—and I opened up Agenda Item 5F, which is with regard to the abatements, I also wanted to open up Agenda Item 5G with regard to the Catalyst Fund Application as well so that we could take them both at the same time. Mr. Ursem, I'm not sure if there's any further additional testimony that you wanted to provide in reference to 5G as well?

URSEM: Not at this time, Governor.

GOVERNOR: Okay. Then, Mr. Clark—so, I would assume at least with regard to the Catalyst Fund application is, those per employee grants would be relevant to the 195 new jobs that you'll be adding?

CLARK: Actually, we're thinking it's closer to 300 over the next three years.

GOVERNOR: Even better. [laughter]

CLARK: Going in the right direction.

GOVERNOR: Yes. And given that you've had extensive experience with regard to attracting employees there in southern Nevada, are you confident that you'll be able to find the people that you need there?

CLARK: We're confident that we can find a lot of the positions here, but we're also working with the folks at UNLV and Frank to help develop programs so that we could create—you know, bring people up through the system so they could hit the ground running with companies like ours.

AMERICAN OVERSIGHT

GOVERNOR: And that's what I'm hoping for, obviously, and Mr. Woodbeck there and his experience with the Higher System of Education and the community colleges. And you've already talked about the respective skill sets of the individuals that you'll be seeking. So, again, Scientific Games is a very well-respected company and congratulations on your growth and your success.

And, you know, I've said it before and perhaps I said it the last time you were before us is, you know, we are—we, being Nevada, Las Vegas is the entertainment capital of the world, the gaming capital of the world, but we also want to be the thought leader and gaming capital of the world. So, it truly is important for me, and I know everyone else, that with you making this decision, I think it validates that. That you do indeed—made that decision before and have made this decision now, and your confidence that Las Vegas is the place to be with regard to your headquarters. So, thank you for that. So, I'll begin with southern Nevada. Any questions or comments from southern Nevada?

CEGAVSKE: Yes. Go ahead.

SPECHT: Just one question, Governor.

GOVERNOR: Mr. Specht.

SPECHT: Congratulations on the success of your company—

CLARK: Thank you.

AMERICAN OVERSIGHT

SPECHT: Doing very well. That is absolutely awesome, and when you look at the incentives compared to tax revenue, I'd say that's wonderful. The question I had is, you talked about the economic Development experiences. Just tell me a little bit more about that.

CLARK: So, my Department within Scientific Games is responsible for real estate, facility management and construction, but also economic incentives. So, like I'm working on a project right now in Greece. I've got projects all over the world where we're looking at incentives, and I can tell you that Nevada has one of the best teams that I've worked with anywhere in the world. So, they provide a great amount of support and direction and guidance for us as compared to some other states and countries.

SPECHT: Thank you.

CLARK: And I wasn't paid for that by the way.

[laughter]

SPEAKER: You should be.

SPEAKER: You're about to.

SPECHT: Thank you.

CLARK: Thank you.

HUTCHISON: Governor?

GOVERNOR: Yes. Mr. Lieutenant Governor.

HUTCHISON: Thank you. Mr. Clark, thank you again for being here. I just echo the comments of the Governor and Mr.

AMERICAN OVERSIGHT

Specht about just what a tremendous success the company has been. And, you know, I think back of when you were first here, back in, I think, 2015 maybe—

CLARK: Correct.

HUTCHISON: And I think there were several hundred employees at that time that were coming in, and it was with the merger with Bally's. And then you look at the materials that we have now and you're adding to a 1,200 employee workforce—what? Another 300 jobs?

CLARK: Correct.

HUTCHISON: Then I think—and then I saw in the grant, the proposal grant, the total jobs that are supported just from that grant over—I mean, almost 800. And when you look at—as Mr. Specht had noted, and I just think it's remarkable when you think about, all right, what are we being asked to abate here? It's about $500K in tax abatements. Total tax revenue estimates from that abatement exceeds $26M. You know, this is almost $27M. I mean, that's a real win all the way around, not only for job creation, for economic impact, for having a thought-leader as the Governor said, and an industry leader here, this is an extraordinary application, and extraordinary history with the Board. And I want to thank you for all the hard work, and you've done everything you told us you would do, and it's a real success and a real compliment to you and to the entire company. So,

AMERICAN OVERSIGHT

thank you [crosstalk] and I'm grateful and happy to support this application. Thank you, Governor.

GOVERNOR: Thank you, Mr. Lieutenant Governor. Any other questions or comments? All right. And I think it does—just a follow-up from the Lieutenant Governor, we—we being the Board Members, have the benefit of having all this information right in front of us, but when you talk about the 10-year cumulative economic impact of this application, total jobs supported, 789, total payroll supported, $350,811,580, and the total output estimate is $1,537,223,650. That's big. [laughter]

So, I'm really excited about this application because it truly is another important component of the next chapter of what we're trying to accomplish here in Economic Development in Nevada. And I suppose finally just for purposes of the record before I take a motion, I think it's important to reference the Catalyst Fund portion on 5G, which the maximum aggregate amount paid shall not exceed $1,825,000 for Period 1, $475,000, Period 2, $900,000, and Period 3, $450,000. But as the Lieutenant Governor said, this is money well spent and these are—you know, these are numbers, but they're also people who are going to have the opportunity to work for a really great company. So—

CLARK: Thank you.

GOVERNOR: With that, if there are no further questions or comments, the Chair will accept a motion to Approve the Abatement Application of Scientific Games for a Sales Tax

AMERICAN OVERSIGHT

Abatement, Modified Business Tax Abatement and Personal Property Tax Abatement as presented in Agenda Item 5F, as well as a Catalyst Fund Grant in an amount not to exceed $1,825,000 as presented in Agenda Item 5G. I'll take a motion [crosstalk] from southern Nevada.

HUTCHISON: Move to approve.

GOVERNOR: Lieutenant Governor has—

CEGAVSKE: Second.

GOVERNOR: Moved for approval. Is there a second?

CEGAVSKE: Second.

GOVERNOR: Second by the Secretary of State. Any questions or comments on the motion? I hear none. All those in favor say aye. [ayes around] Those opposed say no. That motion passes unanimously. Mr. Clark, thank you and best of luck.

CLARK: Thank you.

GOVERNOR: Agenda Item 5H, Smith's Food and Drug Centers, Inc.

WALSH: Good afternoon, Governor, Lieutenant Governor, Madam Secretary, Director Anderson and Board Members. For the record, Michael Walsh with the Las Vegas Global Economic Alliance. I'd like to introduce you today to Smith's Food and Drug Centers. Present with me today is Ian Smith, Manager, Economic Incentives and Credits, and Zack Riggs, Senior Program Project Manager, Supply Chain and Logistics. Smith's is requesting a Sales and Use Tax Abatement, Modified Business Tax

AMERICAN OVERSIGHT

Abatement and the Personal Property Tax Abatement. Smith's will have a capital equipment investment of $7—a little over $7M, they will hire 182 employees within the first 24 months of operation at an average wage of $22.76. Smith's also offers a comprehensive benefits package to their employees. They meet the statutory requirements and have the full support of the Las Vegas Global Economic Alliance.

Smith's Food and Drug Centers operates as a subsidiary of the Kroger Company. Over the last 135 years, the company has evolved from a small grocery store into an organization with nearly 2,800 stores across 35 states. Kroger employs over 400,000 associates in its stores, manufacturing facilities, distribution centers, technology departments, divisions, and Corporate HQ.

Before I turn it over, I'd like to thank a few partners for their support and assistance with the project. Irene Bustamante-Adams from Workforce Solutions, Michelle Lindsay from NV Energy, Barbara Coffee and Ken Chopa [phonetic] from the City of Henderson, and to Melanie and Mariah [phonetic] for their support from the Governor's Office. So, without further ado, I'd like to introduce you to Ian and Zach to answer any questions that you may have, and to explain the project in further detail.

SMITH: Great. Thank you, Michael. And I'm not related to the Smith's entity [laughter] although I know that [crosstalk] had any questions about that. Michael, first and

AMERICAN OVERSIGHT

foremost, thank you very much. I'll echo the previous gentleman's comments. This has been an incredibly business-friendly organization that we've worked with from the State down to the City of Henderson. We really appreciate your collaboration. The LVGEA has just been tremendous in connecting us to the appropriate parties. This is a big decision that we're making in the sense that it's our second non-retail operations potentially in the State of Nevada. To get the business friendliness experience that we've had over the last year has been tremendous.

To Michael's point, the Kroger Company has been in operation for a little more than 130 years—135 to be exact. We have close to 2,800 retail operations. That's what most people are familiar with, is our retail stores, and in southern Nevada it's Smith's. If you've been in Colorado, it may be King Supers. If you're in the Midwest, it's Kroger. But we have stores in 35 different states. What most people aren't familiar with is our other operations that we have, including our supply chain network. We have 42 distribution centers nationally, 38 manufacturing centers. Our Kroger technology department employs over 2,000 people. So, we operate in several industries.

What we strive to accomplish is meeting and exceeding our customers' needs, and creating the great customer experience. So, that means, when you go to the store, you want to make sure that you have what you're looking for, hence why we're here

AMERICAN OVERSIGHT

today. We've been evaluating a project in the southwest United States for a little more than a year now, and because of the State's strong partnership and collaboration in helping us connect to the appropriate people, we feel very confident about moving forward in the State of Nevada to open a, potentially close to 500,000-square-foot distribution center. So, we feel very confident. The State support is critical, it's kind of that final step in this process—and thank you very much just for your time. We really appreciate it.

GOVERNOR: Thank you, Mr. Smith. And just for clarity, assuming favorable consideration of your application, is it Smith's intent to go ahead and locate there in southern Nevada?

SMITH: Yes. It's a very strong component in that decision-making process. So, this is certainly one last step to get the answer to be yes. So, yes.

GOVERNOR: Okay. And then when would you anticipate breaking ground on a facility?

SMITH: We would look to operate by the end of the year.

GOVERNOR: No. That's great. And where would you be seeking your employees?

SMITH: Southern Nevada. We've—once again, in large part due to the LVGEAs connections, we've connected with many workforce entities, the College of Southern Nevada as well,

AMERICAN OVERSIGHT

to help identify where to source the talent within southern Nevada. So, the majority of employees would be coming from Nevada.

GOVERNOR: Okay. That's all I have and I appreciate your comments regarding the State and all the entities that are associated with your due diligence and their business-friendliness because that's something truly that we pride ourselves on. And so, that's something that's been consistent during my entire experience on this Board, and it really is a distinguishing factor in a lot of decisions that are made by companies that seek to relocate or expand. So, for all of you that are in the room that were helpful and assisted in all of this, my personal thanks as well. Questions or comments from southern Nevada?

CEGAVSKE: Yes. Thank you, Governor. Thank you very much for being here. Full disclosure, I'm a card-carrying Smith's customer [laughter] and gas. But thank you very much, and what this says to me is that you're staying, and that the grocery stores are staying, you're not going to leave and I'm very excited about that because we've seen so many of the—a lot of the top stores are folding or going away, and this to me means that Smith's is staying. So, I appreciate the high quality of service that you give and product that's brought in. I really mean that sincerely. But to have you be here with a center, a distribution center, I'm really excited about that, I think that

AMERICAN OVERSIGHT

that is really good for us. And I didn't see the location here. Did you find something here, or are you—are you going to build, or are you leasing something?

SMITH: We are looking to lease. We've been working with the City of Henderson—

CEGAVSKE: Okay.

SMITH: For a space there.

CEGAVSKE: All right. And how much space do you need? I don't—oh. The 482,000?

SMITH: Right. Give or take.

CEGAVSKE: Okay. [crosstalk] All right. Give or take a few feet. Okay. And again, the packages—the employees that you have I think are very happy. You treat them very well, but one of the things I wanted to ask you was, I see that you had considered Arizona and Salt Lake City. I thought you were already in Salt Lake City, but I didn't know—are there any Smith's stores in Arizona at all?

SMITH: Yes.

CEGAVSKE: You are there. Okay. And Utah?

SMITH: Yes.

CEGAVSKE: But no distribution centers in either one?

SMITH: Actually, there's distribution centers in both spaces—

CEGAVSKE: Okay.

AMERICAN OVERSIGHT

SMITH: So, as we've grown, we started to grow in such a way that both—

CEGAVSKE: You need them—[crosstalk]

SMITH: So, the real question was whether or not we do some sort of regional expansion or try to move closer to the stores. In this case, the combination of some of the economic incentives were offered, and also location-wise, this felt like it was going to be a better option.

CEGAVSKE: Well, we agree with you. Thank you very much. Good luck.

GOVERNOR: Thank you, Madam Secretary. Any other questions or comments?

HUTCHISON: Governor?

GOVERNOR: Yeah. Mr. Lieutenant Governor.

HUTCHISON: Thank you, Mr. Smith. Thank you for being here and for this application. Just wanted to, again, compliment what you're doing here in the great State of Nevada. Four-hundred-and-eighty-two-thousand-square-feet distribution facility, how does that compare to your other distribution facilities? Is that about where you're usually at? Is it a big facility for you? Is it smaller?

SMITH: Yeah. This is about an average-sized grocery facility for us—

HUTCHISON: Okay.

AMERICAN OVERSIGHT

SMITH: For dry grocery, it's a little larger just because of the number of skews, number of items we carry in the Smith stores, but we would expect it to be somewhere in-between 300,000 to 500,000.

HUTCHISON: Okay. And then I would just note, Governor, as we always like to point out as we have in the last application—all these applications have been great this way, but just the incentives of about $840K yields over $10M in anticipated new tax revenue. So, again, money well spent and, again, good application.

I'll just make a note—you know, I've been a customer of Smith's for my entire life, ever since I was a young man, but I will tell you that I've always had great experiences there, the most friendly cashiers, the most friendly people around. I just have to tell you very quickly, I went to the store on Rampart and Lake Mead, that's what I'm talking about, Rampart and Lake Mead. My wife sent me there to get pizza ingredients for our grandchildren and she said, don't come back without Boboli pizza crust. It couldn't be any other kind of pizza crust. And it's normally right there at the end of the aisle, [laughter] right there, it's normally an endcap. And I, for the life of me, could not find that thing. I passed it a hundred times in that store and—so, anyway, so I finally just in desperation, embarrassed and went and asked somebody and they spent the next 20 minutes with me trying to find this Boboli pizza crust, even getting an off-

AMERICAN OVERSIGHT

duty Manager who was out just shopping—I don't know, found her, she got on the phone—everybody kind of made that happen. They had no idea, you know, I mean I'm just a guy there in my sweatpants on a Saturday night trying to find his wife's pizza ingredients. But you know what? We finally find it next to, of all places, it was the spaghetti sauce. [laughter] It wasn't the pizza sauce aisle. Anyway, all I'm going to tell you is, Rampart and Lake Mead, the best customer service.

SMITH: That's great to hear. It was either there or next to the beer section. [laughter] One of the two. [crosstalk]

HUTCHISON: Thank you. Anyway, Governor, thank you very much.

GOVERNOR: Thank you, Mr. Lieutenant Governor. Love the story. That was great. All right. Any other questions or comments with regard to this application? If there are none, the Chair will accept a motion to approve the Abatement Application of Smith's Food and Drug Centers, Inc. for a Sales Tax Abatement, Modified Business Tax Abatement and Personal Property Tax Abatement as presented in Agenda Item 5H.

CEGAVSKE: I move for approval, Governor.

GOVERNOR: All right. The Secretary of State has moved for approval. I think I know where the second is coming from. [laughter]

AMERICAN OVERSIGHT

HUTCHISON: I will second. And I will just encourage there to be a pay increase for the employees of that store. [laughter] It's the least the State of Nevada can do for those kind of customer service-related employees.

SMITH: Will do. I'll share a story with you later on.

HUTCHISON: Okay. Thank you, Governor.

GOVERNOR: Second by the Lieutenant Governor. Any questions or discussion on the motion? I hear none. All in favor say aye. [ayes around] Those opposed say no. That motion passes unanimously. Congratulations and best of luck.

CEGAVSKE: Oh. And, Governor, just for edification, there is a great Smith's in Carson City as well. Thank you.

GOVERNOR: You know what, I didn't want to pile on, but I literally [crosstalk] was just there a few days ago.

SMITH: Good to hear. [crosstalk]

GOVERNOR: All right. Thank you very much. We'll move to Agenda Item 5I, VM Innovations, Inc. dba VMI Enterprises, LLC.

WALSH: Good afternoon, Governor, Lieutenant Governor, Madam Secretary, Director Anderson and Board. For the record, Michael Walsh, Las Vegas Global Economic Alliance. I'd like to introduce you to VM innovations. Present with me today is Kush [inaudible].

AMERICAN OVERSIGHT

SPEAKER: Yeah. And Stuart Edenfield as well—

[crosstalk]

WALSH: And Stuart, thank you. Welcome. VM Innovations is considering expanding its current operations. They are currently the largest charter company operating from the Henderson Executive Airport. They are requesting Tax Abatement Incentives to include the Aviation Sales and Use Tax Abatement, the Aviation Personal Property Tax Abatement for equipment and aircraft. VM Innovations will have a total capital equipment investment of $785K, they will hire an additional eight employees at an average wage of $40.21. They meet the statutory requirements and have the full support of the Las Vegas Global Economic Alliance. A little bit about VM Innovations, they are a jet charter company operating a fleet of light jets. They offer quick and convenient travel to and from Las Vegas from anywhere in the US. And I'd like to turn it over to Kush [phonetic] to answer any questions that you may have about the project.

SPEAKER: Thank you, Michael. Thank you, Governor, Lieutenant Governor, Madam Secretary, Members of the Board. We're excited to be here today and we appreciate the opportunity to help us grow our business here in the State. And Stuart is—heads our operations as well as a pilot personally, as well. As Michael mentioned, we are a charter company. We operate out of California, as well as here, and our goal is to kind of—with the

AMERICAN OVERSIGHT

purpose of this abatement, to move the business and headquarters and make it—the base be out of Nevada.

And with that, we looked at several different states and it's been kind of an ongoing consulting with different agencies and seeing what kind of abatements and incentives out there available. And the State of Nevada has been definitely on the top of the list, and we'd like to—if approved, and if it makes sense to you, move forward and grow our business here, and move forward and kind of expand. And you've seen the numbers in there.

And whatever possible—with the goals of hiring talent, we'd like to hire the talent locally. We partner typically with the flight schools, and we'll look at University of Nevada as well to see if we can find, you know, recent graduates who are analytically gifted, if you will. Most of the talent will be—we'll be looking at pilots, data analysts, and some specialized kind of skills for repair and maintenance of the planes as well. And so—but whenever possible, we'll look to hire folks locally and grow the company locally, and be based out of here, at our office is in Henderson Executive Airport. So, with that, we're excited to be here and answer any of your questions you may have, and move forward. Thank you.

GOVERNOR: All right. Thank you. And just out of curiosity, and this is a similar comment as I made on that other data center legislation, is that, the Legislature—actually, it

AMERICAN OVERSIGHT

was the Economic Development—Office of Economic Development is the one that sponsored legislation to, I guess—put it this way, make the aviation abatements more favorable. And so, was that a significant factor in your decision that brought you here today?

SPEAKER: Absolutely it was. When we were looking at incentives, we'll look at talent pipeline, we'll look at incentives. Definitely top two. One of the top two, I guess. One was talent, the other was the incentives. So, it was absolutely one of the decision makers then for us.

GOVERNOR: No. And I know it's a little self-serving for me to say it but, again, the proof is in the pudding. And, you know, this was all talked about theoretically and there was indeed some criticism of this type of—of this bill. But at the end of the day, this is another example of a company that wouldn't be here expanding. I mean, you're here, but you wouldn't be expanding. Perhaps you would have expanded somewhere else if not for that bill.

So, again, my compliments to the Office of Economic Development for promoting and presenting that bill, and to the Legislature for approving it. So, I really, again, think it's important to note that. But otherwise, you anticipated my questions. And so, is it—assuming favorable consideration of your application today, is it essentially a done deal that you're going to do what's sought after in this application?

AMERICAN OVERSIGHT

SPEAKER: We look forward to—and excited to move forward. Yes.

GOVERNOR: All right. Thank you very much. Questions from southern Nevada?

HUTCHISON: Governor, just a quick comment just to dovetail on to yours. I mentioned that Irene Bustamante-Adams is here, and as you remember, Governor, during that session she had introduced legislation on this exact tax incentive as well, and then joined forces with you and with GOED to really make this a big bipartisan effort and there was just a lot of support. And these were the days that we dreamed of when—as you said, Governor, we heard testimony about this and considered this, but again—once again, leadership and a very business-friendly environment, and one that is visionary and it's bipartisan. It's one of the great, I think, benefits. And I've said it many times during the time that I've just spent in State Government is that, you know, Nevada is not Washington DC. We're a state that works for Nevadans and works for the common good and across political aisles.

So, I'm very pleased to see this application bring to fruition legislation and policy that we had worked on several years ago. So, I want to welcome you and congratulate you on this wonderful application. We really hope you move all your operations here—

SPEAKER: Thank you.

AMERICAN OVERSIGHT

HUTCHISON: To Las Vegas, and welcome you. Thank you. Thank you, Governor.

SPEAKER: One comment if I can make—I guess I agree with the previous statement made about the incentives team, Mike specifically, kind of guiding us through the process explaining—just being there for us and it's been incredibly helpful. So, we really appreciate that. Thank you.

WALSH: Thank you.

GOVERNOR: Thank you. And thank you, Mr. Lieutenant Governor. Any other questions or comments? The only other thing I wanted to note was your average wage which is $40.21. I mean, that's a significant wage, and by the way, the average one. So, obviously there are some that are higher than that. So, those are good quality jobs that you're bringing to the region. Any other questions or comments? I hear and see none, so the Chair will accept a motion to approve the Abatement Application of VM Innovations, Inc. dba VMI Enterprises, LLC for an Aviation Sales and Use Tax Abatement and Aviation Personal Property Tax Abatement, as presented in Agenda Item 5I.

KLAICH: So moved, Governor.

GOVERNOR: Mr. Klaich has moved for approval. Is there a second?

BARRETT: Yes. Second by Barrett.

GOVERNOR: Second by Mr. Barrett. Any questions or discussion on the motion? I hear none. All in favor say aye.

AMERICAN OVERSIGHT

[ayes around] Those opposed say no. That motion passes unanimously. Thank you very much. Best of luck.

SPEKAER: Thank you, Governor. Thank you [crosstalk] appreciate it.

GOVERNOR: We'll move to Agenda Item No. 6 which are Abatement Applications for Director Approval. The first is 6A, Cascade Financial Technology Corporation.

URSEM: Thank you, Governor, Lieutenant Governor, Madam Secretary, Director Anderson and Members of the Board. Again for the record, Perry Ursem with the Las Vegas Global Economic Alliance. I'm here to today in show of support for the application submitted by Cascade Financial Technology Corporation. Cascade has developed and manages additional financial technology platform that provides clients with a variety of payment services to reach their customers. These financial technology solutions also grow customer market share for this company through innovative solutions that Cascade continuously creates.

This company is planning to expand current operations here in southern Nevada which would add 64 new jobs to the community producing an average hourly wage in excess of $26.00 an hour. Capital investment projections total approximately $1.3M with approximately $730K of that used for capital equipment. I would also like to note that Cascade will cover 100% of the healthcare premium for their employees, so again another value-add for this

AMERICAN OVERSIGHT

company. Cascade's application meets the requirements set forth by the Governor's Office of Economic Development, has full support of the Las Vegas Global Economic Alliance. And with me today from Cascade Financial Technology Corporation is Mr. Spencer Schermling, Chief Executive Office, who will provide further insight to Cascade and their planned expansion efforts.

SCHMERLING: Thank you, Perry, and thank you for all your help. You've been fantastic in this process. Good afternoon, Governor, Lieutenant Governor, Madam Secretary, Director Anderson and Board Members. We appreciate the opportunity to present to you today. Cascade is what you would call a Program Manager, which is a pretty small niche of companies that do that. Basically, we're an agent of a bank—not in Nevada, unfortunately—that allows us to manage and market various financial products that otherwise would require a banking license to operate.

Our primary focus is in four areas. We market prepaid cards, both reloadable and non-reloadable, like gift cards. We market debit cards. We market payment enabled wearable technology, so if you've ever used Apple Pay, we're now enabling a lot of other things to tap to pay as well, including chips and keychains, and fitness devices, and even articles of clothing and so on. And our newest line of business is enabling cryptocurrency conversion so if you have cryptocurrency from, let's say, Mr. Hunt's company, you can take one of our prepaid

AMERICAN OVERSIGHT

cards and spend that money in real time at any of the locations that accepts MasterCard, which is our preferred network. I just thought I'd get that in. And also, under the heading of full-disclosure, Mr. Hunt is an investor and on our Board of Cascade.

Cascade started in 2014. We actually have been headquartered in Nevada since then but we had no employees. We were actually based out of California where we had about 10, 12 employees, and one of the—we made a major shift in our business, and that was that we were bringing all of our operations in-house instead of outsourcing, and one of the biggest areas for us is customer service, which is what we call our, Customer Happiness Team. And we realized being in Los Angeles, it was going to be very difficult to create a 24/7/365 call center in the economic environment, and with the cost of living, and transportation, and all the other issues that plague Los Angeles. And we made a decision at the time to pack up our whole entire company and move to Las Vegas.

At the time that we did this application we had 15 employees, we're now pushing in the low-20s with 4 recent hires, and we expect to, frankly, far exceed the number 79 here within the two years. We provide three basic areas of our company. The most prominent and the biggest is our Customer Happiness Team, as I referred to. We sort of look to Zappos as our inspiration. Although we won't order a pizza for you, we'll do a lot of the things that really separate a company out for providing excellent

AMERICAN OVERSIGHT

customer service. We feel that's been one of the areas that's been neglected in the prepaid industry, is customer service. So, we strive to provide American Express Platinum level customer service—not quite black card level, but at least platinum level, and our cardholders and our clients appreciate that.

We also have a big operations team where we do all the bank compliance like anti-money laundering, Bank Secrecy Act, KYC, know your customer, complaint with all of the Patriot Act rules, and also extensive fraud mitigation. Unfortunately, prepaid cards, debit cards and so on are a great source of traction to fraudsters and we have a significant amount of effort that we spend to thwart their efforts. And then as well, we have a rather large tech team which allows us—the higher wage jobs come from, and currently have about 10 people on our tech team in our Las Vegas office and we'll be expanding that as well. So, thank you again and certainly would be happy to answer any questions you have.

GOVERNOR: All right. Mr. Schmerling, thank you. A very thorough presentation, but my thanks for your making that decision to relocate your entire operation to Las Vegas. I mean, I know that was probably a monumental decision for you, but we're really proud of the fact that you did that. You know, I don't have any questions because you have responded to them, and all the information I needed was contained within the application. And this is for the Director's approval, but I'm very supportive

AMERICAN OVERSIGHT

of it. Any other questions or comments from Board Members on this Agenda item?

SPECHT: May I, Governor?

GOVERNOR: Yeah. Mr. Specht

SPECHT: Thank you. It's great that you decided to come here. It's great to hear that Fintech [phonetic] is looking to our state. This is an explosive industry that that just sprang up. What makes us exceptional? Where do you see our State going to capitalize in the Fintech industry, if I may ask?

SCHMERLING: Sure. Well, first is the talent. You couldn't operate a business like ours without significant programming talent. And we've been very pleasantly surprised with the level of talented programmers and the Fintech community in general here in Las Vegas. I'm sure it's as good up north as well, I just don't have personal experience with it, but here in Las Vegas we found extraordinary—not just programmers, but all of our technologists. We have probably three or four non-programmers in our technology team, and we've been extremely pleased with the quality of talent we're attracting.

Also, we're able to pay a good wage, and a wage that out here means something, where in Los Angeles, you know, if you paid someone—you know, let's say for [inaudible] and skilled job, you know, $15, $16 an hour, it's hard to really make a good living at that wage in Los Angeles. Here, you can actually afford to live

AMERICAN OVERSIGHT

here on that kind of a starting wage. So, we found that the cost of living has been really beneficial.

We also have a Hospitality Trained Workforce, which has been huge for us. When we bring in Customer Happiness Agents, we look for people that essentially are intelligent and happy, and the rest we can teach them. And we just hired someone from the MGM who recently—one of our newer hires and, you know, the casinos do a fantastic job of training their employees and—some of the companies like Zappos, I mentioned them earlier, you know, we find that a Happiness Agent who used to work at Zappos, like I said, some of our staff, we find that they come in with some very, very good qualities and some very good training. So, it really centers around the people I would say.

GOVERNOR: Thank you. Any other questions or comments from southern Nevada?

HUTCHISON: Governor, just a quick comment here about, incentives request is $216K and new tax revenue estimates total over $23M. Again, just a great ROI and great investment, and a great tip of the hat and comment to the company in terms of its growth and its impact on the community. So, we're grateful for you being here and for expanding, and giving us an opportunity to support the application. I hope you have many opportunities with C4Mining and I hope they're wildly successful, and we hope you're successful as well.

SCHMERLING: Thank you.

AMERICAN OVERSIGHT

HUTCHISON: Thank you.

GOVERNOR: Thank you, Mr. Lieutenant Governor. Any other questions or comments from southern Nevada? I hear none. Any comments or questions from northern Nevada? Director Anderson.

ANDERSON: Thank you, Governor. I just had one question on the timing. You're looking at expanding to a 20,000-square-foot facility. Have you got kind of a timeline figured out for that?

SCHMERLING: Well, our staff is hoping sooner than later. We're starting to burst at the seams a little bit. Realistically, we're looking at some time in the third quarter of this year.

ANDERSON: Okay. Great. And I think the Board covered most of the questions I had. So, I appreciate the input there. Frankly, this is—you know, financial technology is—was already stated as an exciting opportunity. I think Nevada is well-positioned as you—and I appreciate you pointing out the talent pool and the opportunities of better cost of living, better standard of living here in Nevada. I'm excited to see it grow. It's nice to see a local headquartered company continue to grow and expand here, and I am happy to support and approve the application.

SCHMERLING: Thank you.

AMERICAN OVERSIGHT

GOVERNOR: Okay. Thank you, Director Anderson. Thank you, Mr. Schemerling.

SCHMERLING: Thank you, Governor.

GOVERNOR: Next is Agenda Item 6B, Delphi Automotive Systems, LLC.

URSEM: Thank you, Governor, Lieutenant Governor, Madam Secretary, Director Anderson and Members of the Board. Again for the record, Perry Ursem with the Las Vegas Global Economic Alliance. Here today in support of an application by Aptiv. This is an exciting application that I believe has the potential of taking Nevada to a new—to new levels of recognition within the fast-growing autonomous vehicle industry.

Governor Sandoval, if I may point out, your vision in 2011 was State leadership to create special autonomous vehicle licensing legislation through AB 511, and then through the years through additional Senate Bills has laid a foundation for what we are about to hear today—and an opportunity not only to hear this, but also to see what Aptiv's vision is for southern Nevada.

Over the next two years, you can see through this application this opportunity will create 50 new jobs, producing average hourly wage in excess of $32.00 an hour. And capital investment projections are at approximately $1M through this effort. This application was brought to the Las Vegas Global Economic Alliance through Cresa Partners, a national site selection, strategy and operations consulting firm, and I would

AMERICAN OVERSIGHT

like to acknowledge and thank, from Cresa Partners, Mr. Todd Olend, Managing Director. Thank you. This application meets the requirements set forth by the Governor's Office of Economic Development, has full support of Las Vegas Global Economic Alliance. I would now like to direct the Board's attention to Mr. Manu Namboodiri, Senior Director—I'm still not getting it. I'll get it one of these days. Senior Director of Aptiv who would provide further insight to this opportunity, this vision Aptiv has for southern Nevada.

NAMBOODIRI: Thank you so much, Perry. I appreciate that. Thank you, Governor, for all your time here. And thank you, Madam Secretary and Lieutenant Governor, Members of the Board—and as well as Director Paul Anderson. I was very excited to be here. As you rightly pointed out, autonomous vehicles are a big part of our future, and we are excited to be one of the companies kind of leading the front of this. And for folks who do not know Aptiv, I think it might be a little confusing because it says Delphi on here and we're talking Aptiv. We're not trying to do a switch-a-roo here.

Delphi is heritage—has heritage in GM. We've been a company—or been around for over 100 years. Last December, we changed the name of part of our company and called it, Aptiv. We split the company into two, the reason being, you know, as you see the future moving forward, autonomous vehicles have a different cadence, they are pretty much computers on wheels. So,

AMERICAN OVERSIGHT

the heritage of—or the type of automotive infrastructure that it needs is completely different, right? So, that's why we founded Aptiv, and Aptiv has been a leader in this autonomous space for a long period of time. So, if you ask somebody, which company did the first coast-to-coast drive an autonomous vehicle nearly three years ago from San Francisco to New York covering over 3,500 miles at 99% autonomous mode? You would not guess it was Aptiv because—yeah. We've been kind of flying under the radar until we came here. All right.

So, we are excited to be doing this. We have some of the leading autonomous technologies as part of our portfolio, as a quick listing on the company itself, right? We are about a $12B to $13B in annual revenue company. We have about 150,000 employees globally. We are in 140 countries across the globe. So, we are a very substantial company, and autonomous driving and mobility is a big part of our future going forward. All right.

Now, why did we choose Vegas? This is—we've been coming to see, yes, for 20 years, Governor, right? And that's one of the things. And over the three, four years, we have been showcasing autonomous driving technology. Director Anderson took a ride in our vehicle when you was here last time, I'm sure you can ask him how he felt about that. [laughter] So—but it is an exciting time. You know, the reason why we are here is, every time we come to Vegas and every time we come to see—yes, the help and support that we get out here to do these things are tremendous,

AMERICAN OVERSIGHT

right? We come here two to three months before CES. We set up the infrastructure, we worked with the local government, they help us in mapping and navigating and working through all the issues. And then at the end of it, we rip everything out and go back to Michigan, right? We decided, why do we want to do that? Right. We are here, we are working, we're investing, we have a great relationship with the city, we have a great relationship with the government, why don't we continue that relationship going forward and try to figure out what else can we do here, right?

That was the genesis of the conversation we are having here today. Right. And we are speaking to multiple parties, government officials, locally here as well as other private organizations, to figure out what we can do here that is of value. So, that's kind of the story here.

We are looking at, you know, different roles, right? So, as again—think about running an autonomous vehicle requires you to collect miles. You can't just have a road—it do these things in a simulated fashion. The cars have to be running on the roads, they have to collect miles. That means a lot of effort on our part to run the vehicles, to operate the vehicles, to have drivers in them, to have technicians to collect data, to do data analytics. That's what we're trying to do here and we hope that the work that we do here can then be expanded as a foundation in different cities across the globe.

AMERICAN OVERSIGHT

So, that's a quick summary of what we are trying to do here. This is just an initial foray into the incentives world and us working with you. So, it's our first kind of coming here. We are very excited to hear—the gentleman who came by, this is the fourth or fifth time, he is coming when? Coming back? We hope that [crosstalk] the way we do our business as well, but we are very excited to be here. We are excited about this technology and I look forward to answering any questions. This is my colleague, Brett. He's been involved in a lot of these efforts as well.

GOVERNOR: Thank you for your presentation, and I really appreciate your enthusiasm. You mentioned CES, and you may or may not know that a couple of years ago I had the opportunity to ride in one of your vehicles—[crosstalk]

NAMBOODIRI: Yes.

GOVERNOR: With your equipment—or equipped with your software and technology, and it was a seamless ride. And it was an incredible experience, and frankly, it was part of what inspired me as Chairman of the National Governor's Association to make innovation my initiative going forward.

NAMBOODIRI: We are very pleased to hear that. I will go back and tell people that.

GOVERNOR: It's the truth. And, you know, part of my goal early on, and in reference to AB 511, was indeed to make Nevada a hub for autonomous technology, and to be—we were the

AMERICAN OVERSIGHT

first State in the Union to promulgate regulations to allow for the operation of autonomous vehicles. And both of our universities, UNLV and University of Nevada, have really been aggressive in terms of adding faculty and curriculum to allow for companies like yourself to be able to hire locally and feel comfortable coming here.

So, this really, again, this has been a great Agenda today because it really has put together what we envisioned years ago to happen and made it real. And so, again, I'm very excited and very supportive of this application, and hopeful that this will lead to many more and bigger things associated with your company. All right. [crosstalk] Any other questions or comments from Board Members?

BARRETT: Yes, Governor. Thank you.

GOVERNOR: Mr. Barrett.

BARRETT: As the Governor mentioned, his Office has been a big supporter of the autonomous vehicle movement, and I find that beyond CES, a lot of people don't really appreciate all the work that's going to take place and is going underway now. Would you share with us your vision of a global mobility command center? What that could mean to us here in Nevada?

NAMBOODIRI: So, when you start thinking about what it takes to deliver an autonomous service when there is no driver in the vehicle, right, a lot of that the driver does has to be replicated [inaudible]. There's data that goes through

AMERICAN OVERSIGHT

everywhere. There's a connectivity that has to be taken, there are safety issues that have to be understood. The other part is, if there is not a driver that's physically there, the management of the operations, the data analytics of that, could be potentially anywhere. You could have a car running in Cincinnati, being in some sense managed from Las Vegas, right? At least the data and operations side of it.

So, that's the way when you think about it, it allows for a different way of thinking about managing vehicles. And when we think about a command center, what we're building today is, how do we—what we're building today is, how do we run our vehicles in Nevada? That same learnings can be used to say, how can we run these vehicles in different places as well, as the company expands its— [inaudible]

BARRETT: And you would see Nevada as being your global base for—

NAMBOODIRI: So, when we do a lot of these things here, we are training the people here in Nevada to do that work for us as we do it here. That actually makes it a perfect point to actually expand locally as well.

BARRETT: So the Return on Investment would be bigger than the number that's on this piece of paper?

NAMBOODIRI: I would say—I don't want to be too explicit about it, but I think that's definitely the goal for us, to come back multiple times.

AMERICAN OVERSIGHT

BARRETT: Well, thank you. I appreciate your interest and the work you've done to date and look forward to the progress you're going to make.

NAMBOODIRI: Thank you so much, Mr. Barrett.

GOVERNOR: Thank you—

BARRETT: Thank you, Governor.

GOVERNOR: Thank you, Mr. Barrett. Other questions from Board Members?

SPECHT: I just had one comment—

GOVERNOR: Mr. Specht.

SPECHT: If I may, Governor. Having worked for a couple of automotive manufacturers, though on the financial services side, I sat in enough meetings internally that talked about autonomous vehicles. This is coming fast and furious, and this is coming quickly. Governor, your leadership and the Legislature's leadership in passing the bill, puts us in a great position. Your company coming here, I think, is going to make some of the competitors and some of the automotive manufacturers say, gee, why this state? And I think it's going to take a closer look here. So, it's great that you're coming here and we'd love to see some of your competition come right behind you. [laughter]

NAMBOODIRI: Slowly. [laughter]

GOVERNOR: Other questions or comments? Mr. Klaich.

AMERICAN OVERSIGHT

KLAICH: Governor, I don't want to prolong this too much, but I've just got to echo, this is an all-star lineup of companies that we're looking at today and this is yet another international company that's—really brings a brand name that is a household name that is choosing Nevada, and in this particular case, through the site selection experts. And it's just—it is really a joy to look through these companies today and know that this is where Nevada is going in 2018 and beyond.

GOVERNOR: And I appreciate your saying that, Mr. Klaich, because I agree that we probably can't underscore the importance of this application today in terms of, what I think, will have a cascade affect—albeit perhaps slowly, with other companies that come here, but it's really an exciting development. You know, I had a conversation with an individual that is very involved with autonomous vehicles and he had said that, someone who does not drive an autonomous vehicle in the near future will be the same as somebody who rode a horse when automobiles were invented.

NAMBOODIRI: Very true. Very true.

GOVERNOR: The day is not far off when cars won't have steering wheels. And, you know, we—I guess it kind of reminds me of the conversation that we had in the 90's when they had those big phones. It was a brick in your hand and now we have this computer that we have now, and how far it has come, and I really do believe that the same is going to happen with autonomous

AMERICAN OVERSIGHT

technology, but albeit much faster. I mean, it already is very common in an everyday vehicle, but you'll see probably 100% autonomy in the not too distant future. So, to have Delphi here, who is, you know, a leader in that area is really an exciting development for the state. So, if there are no other questions or comments, I'll turn it over to Director Anderson.

ANDERSON: Thank you, Governor. And I think this—Manu and his team came in, I believe it was the first or second week I started at GOED, and I've been excited about it ever since. And I've told them I won't be too big of a cheerleader right from the get-go, but I'm certainly hoping we see a seed planted that grows in tremendous fashion. I think the vision that Aptiv has going forward is certainly revolutionary when it comes to transportation across the board. And I can hardly wait for cars that don't have steering wheels, especially with teenage daughters in the home. [laughter] Looking forward to that sooner than later.

I did have the opportunity to ride in a vehicle during the CES, and it really was a flawless ride. It felt very natural. I've had an opportunity to be in other vehicles, other autonomous vehicles, and this by far was one of the most, again, natural experiences. It really just did feel like somebody was driving, and probably better than most drivers do. It was certainly adaptive, and the technology itself is integrated so well into the vehicle. I actually saw one on the road over by the airport

AMERICAN OVERSIGHT

just recently—and without any markings, and the only reason I knew it was one of their vehicles was because I had seen it at CES. But it really is amazing how well-integrated the product has become into those vehicles.

As the Governor pointed out and others have as well, I think we are seeing policy in action here where we've created an environment that makes a lot of sense for companies to come and invest. Aptiv is certainly one of those that—and among others, that are looking to come into Nevada for those reasons. This one is an easy one for me. I know that we're coming in with sort of a minimum application, but I'm excited to see what you guys can produce. I'm excited to see how quickly you can ramp up when the time is right and come back to us and talk to us about your successes as you move forward. So, Governor, with that, I'm very pleasantly—I'm happy to support and approve this application.

URSEM: Director Anderson, if I may. I would like to also point out and acknowledge one other person that is with us today. With respect to a number of solutions on the location selection, Phil Klevorick with Clark County and the Economic Development Offices there has been very instrumental, was actually involved with us as we got involved with the application process. I just to thank Phil for his time and efforts to this process as well. It's truly been a team effort from the State all the way through our local partners. So, I just want to say, thank you.

AMERICAN OVERSIGHT

KLEVORICK: Thank you.

NAMBOODIRI: I do want to echo that as well to Director Paul Anderson and his team from GOED, including Dan who is sitting in the back there. Extremely helpful, and I want to echo the speakers who said that before. This is—the experience of us coming here two, three years and through working with these teams has made it very easy for us to make this decision. So, thank you again for that great leadership.

GOVERNOR: All right. Thank you very much.

NAMBOODIRI: Thank you.

GOVERNOR: Our next application for Director consideration is Ellsworth Adhesives Specialty Chemical Distribution, Inc.

WALSH: Okay. Governor, Lieutenant Governor, Madam Secretary and Board, I've enjoyed my afternoon with you today but this is my last one. So, actually, it's a great line-up of companies today and kudos to the folks who are partners in the south. Also, we don't get a chance to recognize a lot of people, but I'm going to embarrass Cory. Cory has been an all-star and a partner with EDAWN, has been outstanding. He's had his hands all over ever company that we bring up here and we couldn't do it without him. So, take good care of him, Mr. Anderson.

It's my pleasure again to introduce to you Ellsworth Adhesives. They're applying for the Sales and Use Tax Abatement, Modified Business Tax Abatement and Personal Property Tax

AMERICAN OVERSIGHT

Abatement. They are a global distributor of adhesive sealants and dispensing equipment. They're relocating from southern California to Nevada. They're investing approximately $2.1M into capital equipment, hiring 18 folks, an average wage, for distribution, for $31.92. They're also building their own facility, a build-to-suit facility of 120,000-square feet. They've got an extensive benefit package of over $15K per employee.

Just a quality company and quality people that I've had a chance to meet and work with. They've hit two of the three of the requirements, and EDAWN of course supports this application. At this time, I want to introduce you to Kirk Westfahl. He's the Director of Operations of Finances, all the way from Wisconsin. Go ahead, Kirk.

WESTFAHL: Thank you, Stan. Thank you, Governor, Lieutenant Governor, Madam Secretary, Director Anderson and the rest of the Board for your time this afternoon. I just want to make a quick comment to the Lieutenant Governor. I think your wife and my wife must know each other because she is a huge fan of Boboli pizza crust as well as their sauce, and I've been in that situation when—[crosstalk]

HUTCHISON: Good Midwestern and western values—

WESTFAHL: Definitely—[crosstalk]

HUTCHISON: We both married way, way over our heads. I'm sure.

AMERICAN OVERSIGHT

WESTFAHL: Yes. Definitely. Definitely. So, our story is very similar to Monin's that you heard earlier. We're a mid-western company founded in 1974. We're a second-generation privately held company by Paul and Patsy Ellsworth. We're a global company and we've got two main distribution centers, one in Germantown, Wisconsin, and one in Irvine, California. We've outgrown that facility and that's what brings us here today. And we're very interested in Reno, and if the incentive package is approved, we'll be looking for moving ahead right away, and try to occupy a build facility by next April or May.

One of the things that brings us to Reno is the friendly business climate. You talked about before the talent, and we're confident that the talent is here. The $31.92 is really made up of all the way from top management to team leads and supervisors, to mechanical and electrical engineers, and then customer service and distribution employees. The other thing that is interesting in Reno is we have— one of the other business units of Ellsworth is Moldman Systems, and they're located in Reno. So, that company will also be housed in this facility. So, it's very important that we keep those employees here in the Reno area.

Another thing is, our largest customer, Tesla, is located out in the TRIC Business District. So, being close to our customers as a distributor is very important to us. I think while we don't benefit directly from the Legislation, we're one of those cascading benefactors of the Legislature because we

AMERICAN OVERSIGHT

service a lot of those technology companies whether it's automotive, [inaudible] electronic area and heat dissipation. So, we're very excited to be here, looking forward to this, and thank you for your consideration.

GOVERNOR: Thank you, Mr. Wesfahl. And I appreciate your making those comments because as I said, we love that cross-pollenization of companies working together, and that being a factor in your decision to move from California here, is great to hear. So, have you made that decision to move to Reno assuming favorable consideration by the Director?

WESTFAHL: Yes. This is one of the last things that we need to move forward, and as soon as we find that location—we've got a couple of locations that we're knee-deep in negotiations on, and this is one of the last pieces for that decision. But, yes.

GOVERNOR: And then would—given that you're relocating your head—or that operation here, would some, or all, of the employees that are in California move here? Or would it be a combination of some moving and hiring locally?

WESTFAHL: We would anticipate maybe two or three moving, but the rest would be hired here locally.

GOVERNOR: And, finally, what is the skill set that you would be seeking? Because that is a significant wage for average wage.

AMERICAN OVERSIGHT

WESTFAHL: The skill set is really varied all the way from top management, production supervisors to managers of that location, all the way down to mechanical and electrical engineers on the Moldman System side, and then you've got customer service and distribution. So, it's really a blended rate of all those.

GOVERNOR: Thank you. Questions from other Members? Mr. Klaich?

KLAICH: You know, again, this is just keeping with the quality of the companies that have come to us today. And I'm looking at your website and you touch all of our lives, whether it's 3M or Dow, or Armstrong, or Lock Tight. You know, all of us—it's not the pizza crust, Lieutenant Governor, but you know all of us who have been through Home Depot or Lowes with our wives have run into you every day, and good to have you here. And the cascading affect is, again, exactly within the vision that you set for us and we can see that coming to fruition. So, hopefully, welcome to Nevada.

WESTFAHL: Definitely. Thank you.

GOVERNOR: Dr. Bennett?

BENNETT: Thank you, Governor. And definitely welcome to Reno. I wanted to compliment you on the part that you included in your application that talks about your involvement in the communities where you're already located. Could you expand on that a little bit? And what caught my eye in particular is your support for the Arts.

AMERICAN OVERSIGHT

WESTFAHL: I think one of the things—a couple things that we do, you talked about it before, is that quality of life. A huge thing that we invest in is safety. So, even though we're a distributor, you wouldn't think that there's a lot involved in safety, but there is. So, most of our safety-side and dollars are spent on ergonomics. So, two-and-a-half years ago, we put a 60,000-square-foot addition on our facility in Germantown, and when we did that, we invested a significant amount in that type of equipment, whether it's vacuum-assist panels so that they can quickly break down pellets, or its tables that raise up to the individual's height, or workstations that raise up. So, from a safety perspective, it's important that how they came to work is how they leave. They can continue that quality of work outside of work.

We're also very involved just from a charitable organization perspective. So, the last couple of years—before that it was one, it was the American Cancer Society that we were supporting. Now we've really branched it out to three, and this year's we're supporting the American Cancer Society, the Ronald McDonald House, and then the Wounded Warriors. So, we encourage employees—and we have various events throughout the year to raise money for that, and then whatever we raise is also matched by our Owners. And in the last three years, we've raised over $100K in that effort.

AMERICAN OVERSIGHT

And then there's also, from an Arts perspective, we have something called, Gathering on the Green, and it's a local arts—from a music perspective, that comes to one of the local parks, and Paul and Patsy have been a huge event sponsor for that in the last—ever since I've been there. I've been there 13 years. So, they've been an event sponsor that way. So, we try and do a lot of things. We're just a mid-western, conservative—you know, we work hard and try and support our employees the best way we can.

GOVERNOR: Questions or comments from southern Nevada?

HUTCHISON: Governor, I just wanted to just make note of just, you know, not only is this a great example of policy in action as several people have said, not only with this company but previously, but it's also just a great example of the American dream. I just love the profile of the company that starts 40-years ago, you know, in somebody's house and then it becomes a global company that has the kind of employees, and the impact it has on people's lives. And it's just wonderful to see these kind of companies coming to Nevada as a result of policy and legislation. So, just all-around a wonderful application. Congratulations. We really look forward to embracing and welcoming your company. Thank you, Governor.

WESTFAHL: Thank you.

GOVERNOR: Thank you, Mr. Lieutenant Governor. Other questions or comments? I hear none. I'll turn it over to the Director.

AMERICAN OVERSIGHT

ANDERSON: Thank you, Governor. And the same section that Ms. Bennett pointed out caught my eye as well. There's a section in there that talks about some of your workforce development efforts, internships. Can you kind of speak to that and what you expect to see in Nevada as well?

WESTFAHL: We have a couple things that we do. We work with local high schools from a summer internship perspective, and we try and bring in young kids. A few of our employees that work at Ellsworth today started in high school. Our CFO actually started right in high school and he was one of those co-op type employees, and has just developed. He didn't—you know, started with his high school education, got his Bachelor's degree, and got his MBA. And we've got a couple other employees that are like that.

So, we continue that investment in our employees, and then in the community through the high school program. And then we also—with the summertime in Wisconsin, right, is your only couple months of good weather, so a lot of vacation time is spent in the summertime. So, that's where we invest heavily in just summer interns or summer help, and a lot of those younger folks tend to stay on with us. If they don't necessarily have a career in mind, don't know what they're going to do, they come to us, we treat them very well, they have a good experience, and we've got a lot of employees that have stayed on with us that started out through either the intern program or the summer help program.

AMERICAN OVERSIGHT

ANDERSON: Thank you very much. I think, you know, that's—it's nice to see a company with a track record like that coming to Nevada and wanting to invest in the community. We always look to that in many of the meetings, especially the initial meetings that we have with companies as they're coming through our office, it's—we want folks who want to be a partner with Nevada, not just take advantage of what we have. And I think, you know, your track record is impeccable. So, I appreciate that—

WESTFAHL: Thank you.

ANDERSON: And look forward to those investments. Please keep in contact with EDAWN and our office when you're looking to build out some of those internship programs and outreach. Certainly the Governor has mentioned a couple different offices in the State and local folks that would be happy to be engaged there and help you with those.

WESTFAHL: We will do so. And I would also like to echo everybody that came before me as far as—you know, Stan Thomas has been great. The rest of the folks within your organization. Bill Thomas at the City of Reno has helped us through some questions that we've had. So, everybody that we've come across here has been fantastic. So—[crosstalk]

ANDERSON: Very good to hear. Well, with that, Governor, I'm happy to support and approve the application.

GOVERNOR: Thank you, Mr. Westfahl.

AMERICAN OVERSIGHT

WESTFAHL: Thank you. Thank you.

GOVERNOR: Good luck. Agenda Item No. 7, Workforce Innovation for the New Nevada Fund Program. For Director Approval, the SNAP Pilot Program. [crosstalk]

WOODBECK: Thank you, Governor. Thank you. Thank you, Governor Sandoval, Lieutenant Governor Hutchison, Madam Secretary, Director Anderson and Members of the GOED Board. For the record, I'm Frank Woodbeck, Executive Director of Workforce Development for the Nevada System of Higher Education. If you remember in September of last year, you approved an appropriation of nearly $40K from the WINN Fund to launch a Pilot Program in conjunction with the Department of Health and Human Services, Division of Welfare and Support Services to train Supplemental Nutrition Assistance Program, or SNAP, recipients in a 15-week advanced manufacturing entry-level course at Western Nevada College. Successful completion would qualify those individuals for entry-level positions at Tesla, Panasonic and Clickbond, our inaugural industry partners.

We sought 20 participants initially, paying all the tuition and fees, and as of January 22nd the launch date, we had 23 participants. As I told Director Whitley just a couple weeks ago, I will be very happy if 50% of those successfully matriculated. Well, I wanted to give you a report on that first.

We have lost—three through withdrawal, five who didn't show much activity in terms of completing, or haven't shown much

AMERICAN OVERSIGHT

activity in terms of completing their coursework, two have been receiving necessary remedial coursework in math before proceeding, but we have 13 students moving forward rapidly through the program at an 80% pass rate in their testing so far, and 50% of the remaining cohort are women. So, I'm very, very pleased with that.

We plan for visits from representatives of those employers soon, but as of today, Tesla is planning to visit the WNC campus and talk with those—with the members of that cohort on April 2nd, and they will host those students at the Gigafactory on April 4th where they'll have a tour and they'll go through and receive interviews for potential jobs at Tesla once they successfully complete their work.

So, today after consultation with Director Whitley and Administrator Fisher who was with us today in Carson City, I'm requesting funding for expansion of this pilot to add up to 100 SNAP recipients in a second phase of the program, and expand to Reno and now include Truckee Meadows Community College at the Pennington Technical Center as an additional training site. And TMCC has a similar program which is called the P3 Program, the Panasonic Preferred Pathway Program is what's it called, but it's really a generic entry-level course which is virtually the same as Western Nevada College. TMCC's version is an open-entry open-exit, so it allows for great flexibility for a student to pace themselves through the program, but the outcomes will still

AMERICAN OVERSIGHT

result in employment with those same industry partners who have all agreed to continue to work with us.

I've outlined the costs and estimates for enrollment in your book, but in this phase I'm also adding a resource component. I want to begin to give us a picture of the impact of programs such as this—would have on an individual or on the system. And I've engaged a researcher, Dr. Justin Gardner, who has done work with DHHS before under other grants and is familiar with the population, and is now familiar with our goals as far as the program is concerned.

As an additional benefit to your investment, we will receive up to 45% of the expenditures in matching funds from the federal government under the SNAP Employment and Training Program. Those funds, we're going to segregate and use those to add participants to the program, but at a later time.

So, in conclusion, pending successful completion of phase one, execution of phase two, I would seek to expand to southern Nevada this fall, incorporating curriculum offerings at CSN, and focusing on training in advanced manufacturing, or—and/or healthcare, depending on the available employer partners that we find here in southern Nevada. So, thank you very, very much for your consideration. I'd be happy to answer any questions you may have.

GOVERNOR: Thank you, Mr. Woodbeck. And just no real questions because you've already established that this is a

AMERICAN OVERSIGHT

successful program, and I want to congratulate you on that. This is a conversation that happened very long ago, in terms of seeking out new candidates to get this type of job training. And we had talked about this SNAP population and giving them an opportunity as well, to have access to these high-quality jobs. And so, again, it took a lot of work. I'm going to turn it over to Mr. Fisher in a moment, but collaboration between you and the Department of Health and Human Services, and specifically Mr. Fisher's division—but now, you know, there are people who may not have otherwise been aware of these opportunities that now will get that and be able to go to work for a great employer and access to higher wages and benefits. So, thank you for that, Frank.

WOODBECK: Thank you, Governor. Thank you.

GOVERNOR: Any other questions or comments for Mr. Woodbeck?

HUTCHISON: Governor?

GOVERNOR: Mr. Lieutenant Governor.

HUTCHISON: Thank you. Mr. Woodbeck, thank you as always, for your work and effort on behalf of the State of Nevada. I've told you before, Frank, what—how I feel about you, and what I think you've done for Nevada and for Nevadans. You've been involved in the—throughout your career, and certainly in what you're doing now, in being somebody who changes, generationally, families in Nevada. And I want to thank you for

AMERICAN OVERSIGHT

your hard work. You've always been dedicated to that and you're one of the great employees in the State of Nevada as far as I'm concerned. One of the great public servants in this State. Let me just ask you a couple of follow-up questions if you don't mind. So, we're about at 50% participation it looks like, right?

WOODBECK: Right.

HUTCHISON: What do you attribute to that in terms of—I mean, is that good? Is that better than you expected? Is that—just give us—[crosstalk]

WOODBECK: [crosstalk] Quite frankly. We're dealing with a population generally that's [inaudible] in recent times. They're working just trying to make a living and raise a family. So, we purposefully asked the Division of Welfare and Supportive Services to choose the candidates that were for this program, and then they would go through a screening process at the college. Reason being is that their caseworkers know them better than we do. So, they would pick whoever they feel is suited for it, and they did that and referred them to us.

So, quite frankly, I mean, I actually picked 50% out of the sky, but I'm still happy with that kind of an outcome and I think we'll do better and better as we move forward. The other question may be, what are we doing with funds for the other folks who might have dropped out? We are going to use those funds for individuals either in the second phase or—the second phase was going to start immediately, or filling in the first phase.

AMERICAN OVERSIGHT

HUTCHISON: And would you mind just repeating what you said about the availability of federal funding related to this program?

WOODBECK: Right. So, the Snap Employment and Training Program is sponsored by the federal government. We receive—they actually match 50%, and then 5% is held back for administration, but 45% of those funds will come back to us and we can expand the program using that. We have to segregate the funds because we can't use federal—we can't use federal funds—get federal funds matched, so we'll segregate those funds into a separate [inaudible].

HUTCHISON: Thank you again, Frank, for your great work [crosstalk] with this program and with the State.

CEGAVSKE: I'll go after you.

REILLY: You want to go first?

CEGAVSKE: No.

REILLY: Okay. Thank you. Governor, as we had discussed, most recently the Board of Regents has adopted five high-profile goals, and one of those is aligned with workforce—actually, aligned to your top high-demand jobs, and really helping us align better with industry and our certifications, two-year, four-year and Master's Degree. So, I want to thank you and this Board for funding this program. It really identifies—it's really hard to place population into some high demand jobs. And, you know, the 50% I think is remarkable, and extending that

AMERICAN OVERSIGHT

to TMCC and expanding this down to CSN, this will be a major focus with the Board of Regents. So, we appreciate your support on this.

GOVERNOR: Thank you, Mr. Chancellor.

CEGAVSKE: Governor?

GOVERNOR: Madam Secretary.

CEGAVSKE: Thank you. I just want to echo what the Lieutenant Governor said. And thank you, Frank, so much for all that you've done. As long as I've known you, you've had different hats, but I'm really excited for where you are and what you've been doing in the community because I know it reaches further than what we've been talking about today. So, I just want to say thank you and I'm very, very excited about community colleges' involvement with you and what you do. So, I just can't echo enough what the Lieutenant Governor said, but just knowing you as long as I have and knowing what you've done and being in this position, we're very privileged to have you. So, thank you very much.

WOODBECK: Thank you very much.

SPEAKER: Governor, I have a question of my predecessor, Mr. Woodbeck, and then a comment. Frank, I see these numbers, three people have withdrawn and five are—have inactivity. Do we know what happened with those eight individuals?

AMERICAN OVERSIGHT

WOODBECK: I think that they—once they're selected, they come and they go through a screening process at the college, then it goes through orientation. And so, what has happened, I think, with at least three of them anyway, they decided that that was too [crosstalk] at the time, or they weren't prepared to do that, or they couldn't schedule it even though we schedule flexibility in the classes. As far as the five are concerned, once you start the work, it can look good from the outside and then once you start it, you know, they might not be able to—felt they couldn't succeed. So, we have a—and will continue to have a Teaching Assistant assigned to that core exclusively to help them whenever they're in the lab or whenever they're in the classroom, but it just— [inaudible]

SPEAKER: Thank you, Frank. Governor, Members of the Board, we have had history with the economy being so fueled in this market that when you have people who don't show up for training, it doesn't necessarily mean they don't want to do it, they wind up getting a job offer. In the long-term they don't get that job that you were going to train them for, but they're doing something better, and that's how fueled this market is.

I'm here to tell you, these numbers are phenomenal. I thought this was a great idea when Frank first came here, and I thought if he hit 40%, that would be knocking it out of the park. This is a hard-to-serve population, and to get 13 of 23 people moving forward on something that's tough and technical, to

AMERICAN OVERSIGHT

getting a couple other people who are getting needed remedial work, is just a phenomenal service. I had an offline conversation with Manny Lamar [phonetic] yesterday—maybe we should have been paying more attention in the meeting we were in, but we were talking about another hard-to-serve population where the numbers are at 50% and he looked at me and says, everybody around here thinks this is a low number but this is great. And it actually is.

You may not be able to see up in northern Nevada, we have Assemblywoman Bustamante-Adams here in our audience from Workforce Connections, and I'm sure she would agree, if you get a 50% success ratio on a hard-to-serve population, that's a parade. So, Frank, congratulations. This is— I was in support of this from day one, and this has exceeded my expectations. So, I'm very excited to see what happens with the expansion in the Reno market.

WOODBECK: So am I. Thank you.

GOVERNOR: Mr. Klaich?

KLAICH: If I could just follow-up on the Chancellor's comment. This really reflects an evolution of policy that started back when you revamped the economic development structure of the entire State. The first thing you did was bring higher education in the system, represented by the Chancellor here today. Then the big brother of this program was the Knowledge Fund, which you brought into legislation, then

AMERICAN OVERSIGHT

funded. And then we had brought in the WINN Fund, which incorporates the community colleges, because we found that the Knowledge Fund was specifically aimed at our Research Institutions and DRI. So, this really completes that circle from the original legislation to this program here today, and it's great to see.

GOVERNOR: Now thank you, Mr. Klaich. And I've said in other venues, imitation is the greatest form of flattery, and we are starting to see other states look at our model and copy it. And so, there are a lot of accolades to go around. And, Frank, again, I want to thank you, but given all these comments, you're not going anywhere are you, Frank? [laughter]

WOODBECK: No, sir. [crosstalk]

GOVERNOR: Okay. Good, because it sounds like goodbye and I was like wondering. [laughter] All right. Let me turn it over to Mr. Fisher. [crosstalk] Do you have any comments, sir?

FISHER: Thank you, Governor, Members of the Board. For the record, Steve Fisher. I'm the Administrator for the Division of Welfare and Supportive Services. And I just want to echo what's already been said. Thank you, Don, you took most of my talking points. Appreciate that. But, no, this is a very, very exciting partnership. My staff are very excited; the SNAP recipients are very excited. I mean, the fact that we have 13 SNAP recipients who, it looks like, are going to successfully complete this certification course, and with the connection with

AMERICAN OVERSIGHT

these three businesses, are going to obtain a job that earns between $14 and $16 an hour, it's going to move these individuals to self-sufficiency.

Kind of another point I'd like to make is that all of these recipients, not only are they receiving SNAP benefits, but they're also receiving Medicaid. So, that's going to move them off two public assistance programs by achieving a job that earns $14 to $16 an hour. So, that's fantastic. So, I am very excited for this next opportunity, if the Board so chooses to approve this today. I'm looking forward to, you know, running 100 SNAP recipients through this pilot in the north, and then expanding that to southern Nevada. So, thank you very much, Frank. Appreciate the partnership.

WOODBECK: Thank you, Steve.

GOVERNOR: Thank you, Mr. Fisher. Board Members, any comments or questions for Mr. Fisher? All right. Keep up the good work. And excited to hear, internally, the enthusiasm with your staff and the SNAP recipients. If there are no further questions or comments, I will turn this over to the Director. But it says, "For Director Approval."

ANDERSON: Great. Thank you, Governor. [crosstalk] I need some clarification here. [laughter] Governor, this obviously is a very exciting opportunity for us and I'm happy to support and approve the WINN Application.

AMERICAN OVERSIGHT

GOVERNOR: Thank you, Mr. Director. And again, this is exciting. I'm looking forward to the evolution of it all. All right. Let's move on to Agenda Items 8, 9 and 10. And it's part of the curse, I suppose—and perhaps, blessing, of being at the tail-end of the Agenda. I think some folks have some scheduling issues in terms of having to move forward because this has been a very aggressive Agenda. So, those who are presenting on 7, 8 and 9, as well as, 10, if you could move a little quicker, that'd be appreciated. Thank you.

POTTS: Absolutely. So, for the record, this is Bob Potts, Research Director, Governor's Office of Economic Development. It's great to see you again, Governor, Lieutenant Governor, Madam Secretary and all the rest of the Board. I will move fairly quickly through this report. I'm just going to kind of put it in context. This is all—this is activity that's gone on in our Agency and Economic Development Agencies across the state. I included a cover page on this report and I'd like feedback whether or not that's helpful or not. This is—the data that's in here for the most part reflects just the 4th Quarter of 2017. The top section has to do with Business Development, and the bottom half has to do with Divisions within our Agency. So, let me know whether that's helpful or not. Okay.

Pages 1 and 2 of the report reflect—talk about our business development activity, both in our office and RDAs across the State dealing with different partners. In the first—so, I'm going

AMERICAN OVERSIGHT

to talk mostly about the 4th Quarter of 2017, but to keep things in context, I'm going to also talk about all of 2017 because we have a complete calendar year's worth of data now to talk about. Fourth quarter, 719 jobs brought in by 15 assisted companies. If we look at how those are broken out, they're about split even between incentivized and non-incentivized companies. If I look at 2017 as a whole, there is 6,014 initial jobs, those are the ones that we look at, at the contracts out to two years. And then once those are fully built out, out to 9,681,74 companies in 2017 is what we worked with.

Overall, year-over-year gains. When we compare 2017 to 2016, about a little over 20% gains in all of those measures. If we go over and I look at how those companies are split up, most of them were manufacturers, all right? Forty-five percent of them were manufacturers, followed by about a quarter of them, logistics operations, followed by eleven-percent IT. That mix kind of holds since GOED was formed back in 2012, where a large proportion of the companies that we work with are manufacturers, but that cuts across IT, food manufacturing. And so, it touches a lot of different industries as well, but they're all—where there is actually a production change in what they do.

Average hourly wages in the fourth quarter was $25.08. That was up a lot. Over 43% from the previous quarter, right at 60% from the previous year. For 2017, we're up over 8% of what we had averaged across all companies at $19.50 an hour.

AMERICAN OVERSIGHT

Again, the table down in the bottom, that's full-year measures. I think the thing that stands out most there is, it's the most initial jobs we've had of any year, in 2017, 6,014 jobs by 74 companies. The build out number would be also larger except for Tesla, Panasonic in 2014, once they finished building out. So, if you pull them out of the mix, 2017 was a really good year for us.

I will point out that little chart up in the upper-right, I think that's really helpful to talk about the companies we've worked with, the new companies that have been incentivized, what their contract amount is and what we actually get as far as job counts from DETR. I can look back at their Federal Employment Identification Number and see what's showing up and what we contracted for, and for—if I add up all these years we have here, we're 41% above. The actual job counts are 41% above what they contracted for. It takes a little time to get ramped up, that's why you see it's a little below in 2016 and 2017.

Next page on Capital Investment, it was down a little bit in the fourth quarter of 2017, as well as the year as a whole when compared to 2016. If you start—part of the issue that we have with this is, we have Board meetings every other month, and we have quarterly reports. So, I have two quarterly reports a year that include two Board meetings' worth of data, and two of them that only include one Board meeting's worth of data. The

AMERICAN OVERSIGHT

fourth quarter only includes one Board meetings worth of data, so it's a little bit of apples and oranges there.

If you look at our Recruitment Activity down there at the bottom, it slowed down in fourth quarter, but that's pretty typical because of the holiday season. Leads and Prospects, however, are both up when you look at year-over-year numbers. Leads up 70% and Prospect is up 66%. The wins were exactly the same in fourth quarter of 2017 as they were in fourth quarter of 2016.

Next page, on Page 3, it talks about activity within our International Trade Division. The highlight—and I won't spend a lot of time here because I know the Director has a whole front page talking about what the Global Team has done on there, as well as what's in the narrative here. The short of it is, the Governor—the Governor's-led Trade Mission to Poland helped bring in an additional 33 leads and 4 prospects, bringing the total active leads that the Global Team is working with to 39, and the Prospect count to 13. So, they've got a lot of stuff going on as far as the numbers are concerned.

Going on to the next page, Page 4, our Procurement Technical Assistance Center, they had an incredibly successful first six months of this fiscal year. If you sum up their activity over the first six months of this fiscal year, it's more than any full year that I have on record as far as their activities. And they're quick to give credit to a lot of their

AMERICAN OVERSIGHT

partners that they work with, you know, BNI, they work with them, MSBDC, they work with, the local Chambers of Commerce's. And so, they really have a great working relationship in bringing clients to work with these defense logistics agency contracts.

The ESB Program, there were 125—so, we measure this on a semi-annual basis, there were 125 added in the second-half of 2017, bringing the total up to 1,139. That's a 34% increase over the client base that we had in 2016—or, not client base, the number of businesses that certified. If we look at the solicited numbers in the second-half, that jumped 888, and that was a huge jump of solicitations and it mostly came from one local government entity in southern Nevada that really pushed with companies to try to submit a quote, bid or proposal on a contact. Because the local governments don't have to report, or they're not required to report until the end of this month, we have no contract information. That will be posted—public posting as soon as that's made available, on our website, the Governor's website, and LCB's website.

The next page, talking about the Film Office. The Film Office in second quarter fiscal year, so this is the fourth quarter calendar year, 62 productions bringing the fiscal year to date count to 156 productions, with local productions spent in the State of $24.6M. Down in the lower box, that's the list of those production where there was over $500K spent in the State.

AMERICAN OVERSIGHT

The chart there talks about responses to their level of satisfaction with the service by the Film Office. It looks like it dropped. We need to keep this chart in context. The vertical bar only captures, very good. If I were to put, good, fair, poor and very poor, you'd have one little line at the very top of this chart that would be kind of meaningless. So, you got to kind of—folks are really happy with that office.

The Rural Community Development Allocations Program, I kind of changed this a little bit because Carson City has recently reverted into the States CBDG Program. So, the table at the top, as well as the first section of bullets there, that refers to the Rural Programs, and I wanted to stay consistent so we could be apples-to-apples with the previous years. If we look at just the Rural Allocations, $2.8M, 13 projects, economic impact of 75%--75% of the Funding has economic development impact associated with it. If you roll in the Carson City component, it comes to a total of $3.3M in HUD allocation, funding another six projects, bringing the total to 19.

The last—so, this is where I'll really cut back, on the Job and Sector over—on Page 6 and following. Nevada state-wide, has had an incredible recovery since the Great Recession. Employment, we're now at record levels. The numbers that you see there in the text I have there are already antiquated because January numbers have been released. But for the year, we added 42,100 jobs for a total of 1.34M jobs in the State. Unemployment

AMERICAN OVERSIGHT

Rate is at 5%. Currently, we have 69K Employers in the State, which is up 13,000 since the Great Recession.

I think one of the interesting stats that comes out of DETR's Research and Analysis Division is that we've now had 66 months with annual growth greater than that of the United States. So, we are leading the curve in spades. So, for all the target sectors, this is the first time I've done this report where every metric for every target sector, Jobs and Wages has been positive whether you look at the fourth quarter to third quarter, or fourth quarter to fourth quarter of last year. So, we've seen growth in all of those. I can go into each of those a little bit and talk about which ones had the highest growth, or I can leave it there and move on to the next Agenda item. Your discretion.

GOVERNOR: Why don't you keep going. [crosstalk]

POTTS: Okay. So, the Jobs numbers, if I look at the fourth quarter, the growth numbers, the fastest was tourism, gaming and entertainment, followed by natural resources, followed by manufacturing and logistics. If we look at earnings, fourth quarter over third quarter, fastest was—on the earning side, the fastest growth was in manufacturing and logistics, followed by healthcare, and aerospace and defense. If I look at year-over-year growth, the greatest number of jobs we saw was in the IT sector followed by—and this is percent growth, this isn't level growth—the next one would be aerospace and defense followed by manufacturing and logistics.

AMERICAN OVERSIGHT

When we look at earnings, Tourism, Gaming and Entertainment had the biggest jump in percent terms, followed by IT and Natural Resources. I included in all the text in there, not only the quarter-over-quarter change in growth, but also the annual growth for each one of these sectors as well. I will leave it at that and open it up to questions if you're good to go with that.

GOVERNOR: Thank you, Mr. Potts.

POTTS: Absolutely.

GOVERNOR: Great news. And, as you said, this is a first in terms of having growth in every single sector. So, that's important.

POTTS: Both in Jobs and Wages.

GOVERNOR: Good to see. All right. Board Members, any questions for Mr. Potts associated with the Performance Measures Report?

SPEAKER: Governor?

GOVERNOR: Yes.

SPEAKER: One quick question, Mr. Potts. Do you consider 5% unemployment to be full-unemployment in the State?

POTTS: Do I—no—so economists will tell you that 5% is considered full-employment, right? I think that there's still room to move but it's getting really tight. I think that what we're seeing right now in that 5% unemployment rate is not so much folks out of work, it's folks migrating from one job to the other. And so, I think in actual terms, if you were to look at

AMERICAN OVERSIGHT

the unemployment rate in a different way, as folks actually being out of work and can't find a job, that would be a lower number. What we're seeing is migration within workforce.

SPEAKER: All right. Thank you very much.

GOVERNOR: Any other questions? I see Mr. Armstrong at the table. You know, welcome to the team, Mr. Armstrong. Did you have a presentation that you would like to make?

ARMSTRONG: Yes, Mr. Governor. As part of the Director's Report, I'm going to be discussing opportunities zones.

GOVERNOR: Okay. Then let's move from the Performance Measures Report—thank you, Mr. Potts—onto to the Director's Report.

ANDERSON: Thank you, Governor. I appreciate the opportunity to report back on how our team is doing. Kudos to Mr. Potts. I think that's the shortest briefing I've ever had from him. [laughter] recognizing the brevity and need to move ahead. I will do the same.

First off, I think I need to say thank you to the team. This packet represents a tremendous amount of work in vetting the companies and working with our Regional Development Authorities, and working with the Secretary of State's Office, the Lieutenant Governor's Office, and of course all of our different agencies, Tax Department as well. And so, I just want to say thank you to them. This packet represents approximately half-a-billion-

AMERICAN OVERSIGHT

dollars of capital investment that we've approved here today, along with 654 new jobs that are the initial job counts. And on the forecast side of it, up to 1,600 new jobs. And I—that's really impressive, and especially as they come to us and say, you're the most business-friendly state, we're happy to work with you, it really is amazing to see that policy in action.

Today we saw, not only the general abatements, but the Data Center Abatements, the Aviation Abatements, folks that are here because of AB 69 and Cory's work, as well as Ms. Bustamante-Adams work this last session. We've opened the doors and sort of removed a lot of the obstacles, and that's of course part of the whole New Nevada vision. And so, it's very exciting to see those things, having been in the Legislature and passed those tool sets, now being able to execute on those is really a privilege.

So, thank you to the team as well as all of our partners that we work with. I want to just do some quick introductions as far as some new staff members that we have, and then I'll turn it over to—if it's okay with you, Governor, to Mr. Armstrong, to go over some things, and then I'll point out some very last items. In the back of our audience here, she's made it all the way to the end, Dr. Grace Chou is our new Director of Advanced Manufacturing. She is working primarily up north here to work with our advanced manufacturers and build, kind of, a one-voice, an opportunity for them all to talk about what each of them need and try to figure out how we can combine their efforts, whether

AMERICAN OVERSIGHT

that's transportation or housing or developments internally. We're excited and privileged to have her on the team. So, welcome to the team. Mr. Matt Moore—Matthew Moore, who is our new Rural Director. It was apparently too warm here in Carson City, so he decided to go to Ely instead. So, he's enjoying some cold weather there. Juan Manzano is our new Deputy Director in PTAC, just coming out of the military, and retired there and is now working over in our PTAC Office. And then, Mr. Armstrong, who many of us have worked with in the past. He is our new southern Deputy, Cory's counterpart in the south, and he's been working—well, frankly, just getting up to speed, but he's brought with him a tremendous amount of talent and some experience that has already proved invaluable to our office. So, with that, Mr. Armstrong, I'll turn it to you to kind of give us a quick preview on the opportunity zones and what those are.

ANDERSON: Thank you, Mr. Director. And thank you, Mr. Governor. So, just as a quick introduction, we wanted to have a conversation about what opportunities are because it was part of the Tax Cuts and Jobs Act of 2017—the Tax Bill that Congress passed last year. So, it wasn't widely known but everybody is kind of getting up to speed right now. So, if there's questions, hopefully I can answer some of those now.

So, opportunity zones are a new community and economic development tool that was passed by Congress to incentivize investors to invest in low-income communities. They do this by

AMERICAN OVERSIGHT

offering several incentives to investors. One is a tax deferral, so if an investor invests in this program, they can defer taxes until 2026. There's a possibility of a step-up [inaudible] on different percentages if the investor holds the investment for five or seven years. But the real opportunity for the investor is, after 10 years if they keep their investment—and any appreciation on that investment is tax-free for them. So, what is—that's just a quick introduction for the investor.

So, what is an opportunity zone? So, an opportunity zone is a Census Tract that's defined as low-income—and I won't get into the low-income definition due to time, but Nevada, under the definition, has 243 of these low-income Census Tracts in the State. And with that, the Governor can designate up 25% of those Census Tracts to be opportunity zones. So, with that comes the process of defining and really determining what should be opportunity zones in the State.

So, GOED, along with BNI, has done a lot of work to set a baseline and reach out to local municipalities to find out where the opportunities are and the critical needs, investment opportunities, for the State. BNI did a lot of work on setting a baseline where we know that there's current investment in similar programs like new markets, tax credits. Also, low-income housing Tax Credits in many other programs. And then on top of that, myself in the south and Cory up north, have worked with local governments to identify Census Tracts that would be priorities

AMERICAN OVERSIGHT

for locals. We've seen that there's more need than the possibility of us designating them. I have a list of over 100 Census Tracks in the State. The Governor has the possibility of designating 61.

With that, we're working on the ability to prioritize based off of, truly where the locals have the need, and then off of some things that align with the goals of the State, whether or not that deals with affordable housing, or some investments in the critical areas that GOED has. We are working with some national partners. Fortunately, we've been able to make contact with the group that really spurred this on the federal level, is the Economic Innovation Group. Cory was able to meet with the President of that company and really put us in contact with some national folks so we can collaborate on a national level to see what other states are doing, learn the lessons learned from those states, and make sure that we do this as best as possible.

So, the process moving forward for us to do that is, one, we're going to continue to work with BNI and the locals to really define the priorities, but we're going to develop a website which should be up, hopefully, the beginning of next week to solicit public comment for this as well. And that website is going to be a few things. It's going to be an interactive map that—we've teamed up with Policymap that has really generated the national maps for this. So—and there's a lot of underlying data and overlays that we're able to access for that such as housing,

AMERICAN OVERSIGHT

unemployment, education and other indexes to really fine tune the prospects of prioritization. And then in addition to that, we've been receiving what other states are receiving in information when they're soliciting, their public comment, and really fine-tuning where the priorities are for that as well, to make sure that we're capturing the information that we need to make the decisions.

After that, we'll really have to work with BNI to make the selections so we can recommend to the Governor where those Census Tracts would be located. The timeline for nominating Tracts is pretty short. So, based off of the legislation, there was 90 days from the enactment for us to nominate the Tracts to the Treasury Department. That date is March 22nd. However, the Treasury has issued the ability for the Governor to ask for a 30-day extension, and we've been in contact with the Governor's Office and we expect to have that extension. So, we'll have until April 20th to make those nominations. So, with the website going up at the beginning of next week, we should be able to get about 30 days of public comment in place to make sure that we hear everybody's voice. With that, I think I'll take questions.

GOVERNOR: Thank you, Mr. Armstrong. A lot of potential there. And, yes, I'm going to extend it so we can— [laughter] get as much, you know, done as we possibly can and make sure that all the entities, the communities, are aware of

AMERICAN OVERSIGHT

what's going on. I think that's really important that they be informed. Director Anderson?

ANDERSON: Thank you, Governor. And thank you, Mr. Armstrong, for that update. That was certainly just an informational item. We—this Board in particular doesn't have any direct action to take on that, but it's, I think, important to know. As the Governor noted that, you know, it's important to get all of our folks engaged, all of our municipalities and agencies to understand what opportunities we have and how to filter those and prioritize those. So, I appreciate Mr. Armstrong's efforts on that front.

I'm just going to hit maybe just a couple bullet points. The bulk of the Director's Report is available in the packet itself. I do want to call attention to a couple different items. The first four items are frankly from our International Division. It's amazing how much work they do on such a small team. As most of you know, Mr. Chris Sanchez went on to greener pastures, and Jared Van Wagner [phonrtic] has picked up that torch and has run with it, and done a tremendous job just out of the gate. He and his team, again, just do so much work and effort in such a small—with such a small team. But we're in the process of preparing for another Trade Mission. They have an advanced mission coming up in a few weeks where they'll go and prepare, and figure out where the best places to go are, not only where we can find the

AMERICAN OVERSIGHT

most partners, but where it makes sense for Nevada to have partnerships there.

We also had an International Economic Development Council, it's item 17 in the Report. The IEDC was hosted in Las Vegas, included Economic Development Agencies from across the world. It was very impressive to see our team—and, Governor, to your point earlier, Nevada is setting the bar very high. A lot of our folks were able to—a lot of our team presented at that conference, and there was a lot of good interactions and synergies, I think, that went well there.

Our Film Office is also doing a great job. Their Crew and Vendor Directory was recently released in the last quarter. And that's—it's impressive to see how much great feedback we get just from that Directory, and I know they're also converting that into an online directory as well pretty soon. With that, Governor, I don't know how many people we normally have at this meeting, but just from seeing what we had down south and doing a head count here, we had over 70 people here today and 12 different companies. So, very exciting to be a part of this and appreciate the opportunity to be here. And that concludes my report.

GOVERNOR: Well, thank you, Director. And most the Members have heard me say this before—I mean, we've been going a little over three hours, our first meeting was a short one-page Agenda and lasted about 15 or 20 minutes. So, we really have come a long way. And again, welcome aboard. Thank you for your

AMERICAN OVERSIGHT

leadership, and I think it's going to be a really strong year. Board Members, any questions for the Director on his Report? Okay. I hear none.

Agenda Item No. 10 which is the Unemployment Rate Update. I think it speaks for itself. Any questions from Board Members on that? It's pretty remarkable. I remember the days when everything was above seven. So, we've come a long way. Board Members any questions on Agenda 10—Item 10? Okay.

We'll move to Agenda Item No. 11, Public Comment. Any member of the public in northern Nevada that would like to provide public comment to the Board? I hear and see none. Any member of the public present in southern Nevada that would like to provide public comment to the Board?

HUTCHISON: No one here, Governor.

GOVERNOR: It's not marked as an Action Item, so I will declare our meeting adjourned. Thank you, ladies and gentlemen. Have a great day. And again, my compliments to the staff and everybody else involved. Have a great day. Thank you.

[end of meeting]

AMERICAN OVERSIGHT

Stephanie M. Klapstein

From: KSchnog@business.nv.gov
Sent: Wednesday, October 24, 2018 11:46 AM
To: Joy.M.Ruiz2@who.eop.gov
Subject: RE: REMINDER: White House Conference Call Regarding Proposed Regulations on Opportunity Zones

Hello Joy,

Thank you for the call today!

One question, there has been talk about weather housing development (acquisition rehab, new LIHTC, or market rate) will work as an O-Fund investment. I have heard concern that it seemed not to be referenced in the proposed regs. Can you advise at to weather housing is considered a viable and acceptable investment for O-Zone.

Karen Schnog, Management Analyst
State of Nevada Department of Business & Industry
3300 W. Sahara, Suite 425, Las Vegas, NV. 89102
Direct: (702) 486-3755; Email: kschnog@business.nv.gov
Web: www.business.nv.gov

From: Ruiz, Joy M. EOP/WHO [mailto:Joy.M.Ruiz2@who.eop.gov]
Sent: Wednesday, October 24, 2018 7:04 AM
To: Ruiz, Joy M. EOP/WHO <Joy.M.Ruiz2@who.eop.gov>
Subject: REMINDER: White House Conference Call Regarding Proposed Regulations on Opportunity Zones
Importance: High

Good morning,

Thank you for registering for today's conference call.
Please use your call in information to join the White House and Department of Treasury for the conference call NOW, **Wednesday, October 24th at 10:00 a.m. EST.** We will discuss proposed regulations on Opportunity Zones designed to incentivize investment in American communities.

Sincerely,

Joy Ruiz
White House Office of Public Liaison
O: 202.456.1082 | E: Joy.M.Ruiz2@who.eop.gov

AMERICAN OVERSIGHT

NV-DA-20-0615-A-005676

Stephanie M. Klapstein

From: Imhoff, Olivia P. EOP/WHO <Olivia.P.Imhoff2@who.eop.gov>
Sent: Wednesday, April 10, 2019 12:15 PM
To: Karen Schnog
Subject: RE: RSVP Confirmation

Hi Karen,
Thank you for RSVPing. I have received your information, see you on April 17!

From: Karen Schnog <KSchnog@business.nv.gov>
Sent: Wednesday, April 10, 2019 3:08 PM
To: Imhoff, Olivia P. EOP/WHO <Olivia.P.Imhoff2@who.eop.gov>
Subject: FW: RSVP Confirmation

Good Afternoon Olivia,

The Nevada Governor's Office of Economic Development has requested that I represent the state at the Opportunity Zone Conference on April 17th. As you can see from the confirmation below, I have completed the registration. Still, due to the late completion I wanted to reach out directly to you to ensure there are no other details you may need from me in order to be able to attend the conference. I would like to confirm attendance before I expend state funds on travel plans.

Thank you sincerely,

Karen Schnog
State of Nevada Department of Business & Industry
3300 W. Sahara, Suite 425, Las Vegas, NV. 89102
Direct: (702) 486-3755; Email: kschnog@business.nv.gov
Web: >www.business.nv.gov<

Nevada Department of Business and Industry
"Growing business in Nevada"

From: The White House [mailto:noreply@whitehouse.gov]
Sent: Wednesday, April 10, 2019 11:49 AM
To: Karen Schnog <KSchnog@business.nv.gov>
Subject: RSVP Confirmation

AMERICAN OVERSIGHT

Dear Karen,

Thank you for submitting your RSVP. We have received your information. Please reach out to your point of contact with any questions.

Sincerely,
The White House

The White House • 1600 Pennsylvania Avenue, N.W. • Washington, D.C. 20500 • 202-456-1111

AMERICAN OVERSIGHT

NV-DA-20-0615-A-005678

Stephanie M. Klapstein

From: Wade Norris <wnorris@ngomunis.com>
Sent: Wednesday, January 10, 2018 5:33 PM
To: 'Steve Aichroth (saichroth@housing.nv.gov)'; 'Danielle J. Amorena-Kenny Esq. (Danielle.Amorena@KutakRock.com)'; 'Jeff Baker (Jeffrey.baker@db.com)'; 'Deepa Balavijayan Esq.(Deepa.Balavijayan@KutakRock.com)'; 'James Becker - Zions First National Bank (james.becker@zionsbancorp.com)'; 'Andi Beebe (beebea@pfm.com)'; 'Maati Benmbarek (maati@klein-financial.com)'; 'Alan Bogomilsky(abogomilsky@klein-financial.com)'; 'Chip Bowlby (cbowlby@renolandinc.com)'; 'DanDixon (daniel.dixon@zionsbank.com)'; Tom Downey; 'Christian Dubois Esq. (cdubois@coxcastle.com)'; 'Fred Eoff (eofff@pfm.com)'; 'Fabiola Fernandes (fabiola.fernandes@zionsbank.com)'; Ryan George; 'John P. Gleber (john.gleber@db.com)'; 'MichaelHolliday (mholliday@housing.nv.gov)'; 'SandiKinney (sandi.kinney@zionsbank.com)'; 'bobklein@klein-financial.com'; 'TomMerschel (tmerschel@renolandinc.com)'; 'O'Malley Miller (omiller@allenmatkins.com)'; 'Philip C. Morgan Esq.(pmorgan@orrick.com)'; 'David Nix Esq.(david.nix@kutakrock.com)'; Reggie Norris; 'Colleen Platt Esq. (plattlawgroup@outlook.com)'; 'Leslie A. Powell Esq.(leslie.powell@kutakrock.com)'; 'Gayle Rice(gayle.rice@db.com)'; 'Rabecca Rich(rabecca.rich@ticortitle.com)'; 'Steve RyanEsq. (sryan@coxcastle.com)'; 'Greg Salter(salterg@reno.gov)'; 'Shelly Saltz(ssalz@ticortitle.com)'; 'Cylus Scarbrough(scarbroughc@reno.gov)'; 'Charles Seymour(charles.seymour@db.com)'; 'Michael Sfregola(msfregola@gibsondunn.com)'; 'Roma I. Shupe(rishupe@orrick.com)'; 'Eric Steiglitz(esteiglitz@gibsondunn.com)'; 'Tim Whitright(twhitright@housing.nv.gov)'; 'Elaine Wiseman(wisemane@reno.gov)'
Subject: RE: Sierra Summit - Revised Bond Documents -- NGO Comments
Attachments: 0587_001.pdf

Ladies and Gentlemen:

Subject to further comment by Cox Castle as our co counsel to the Borrower and by7 the Borrower, the attached clarifying changes in Section 12 would address our concerns regarding the proposed transfer provisions of the Bond Regulatory Agreement in lieu of the proposed insert I sent around. My apologies for too quick a read on the prior draft, which occurred when the sky appeared to be falling on all of us in late December. Wade

---

From: Renee James **On Behalf Of** Wade Norris
Sent: Wednesday, January 10, 2018 9:08 AM
To: 'Steve Aichroth (saichroth@housing.nv.gov)' <saichroth@housing.nv.gov>; 'Danielle J. Amorena-Kenny Esq. (Danielle.Amorena@KutakRock.com)' <Danielle.Amorena@KutakRock.com>; 'Jeff Baker (Jeffrey.baker@db.com)' <Jeffrey.baker@db.com>; 'Deepa Balavijayan Esq. (Deepa.Balavijayan@KutakRock.com)' <Deepa.Balavijayan@KutakRock.com>; 'James Becker - Zions First National Bank (james.becker@zionsbancorp.com)' <james.becker@zionsbancorp.com>; 'Andi Beebe (beebea@pfm.com)' <beebea@pfm.com>; 'Maati Benmbarek (maati@klein-financial.com)' <maati@klein-financial.com>; 'Alan Bogomilsky (abogomilsky@klein-financial.com)' <abogomilsky@klein-financial.com>; 'Chip Bowlby (cbowlby@renolandinc.com)' <cbowlby@renolandinc.com>; 'Dan Dixon (daniel.dixon@zionsbank.com)' <daniel.dixon@zionsbank.com>; Tom Downey <tdowney@ngomunis.com>; 'Christian Dubois Esq. (cdubois@coxcastle.com)' <cdubois@coxcastle.com>; 'Fred Eoff (eofff@pfm.com)' <eofff@pfm.com>; 'Fabiola Fernandes (fabiola.fernandes@zionsbank.com)' <fabiola.fernandes@zionsbank.com>; Ryan George <rgeorge@ngomunis.com>; 'John P. Gleber (john.gleber@db.com)' <john.gleber@db.com>; 'Michael Holliday (mholliday@housing.nv.gov)' <mholliday@housing.nv.gov>; 'Sandi Kinney (sandi.kinney@zionsbank.com)' <sandi.kinney@zionsbank.com>; 'bobklein@klein-financial.com' <bobklein@klein-financial.com>; 'Tom Merschel (tmerschel@renolandinc.com)' <tmerschel@renolandinc.com>; 'O'Malley Miller (omiller@allenmatkins.com)'

AMERICAN OVERSIGHT

<omiller@allenmatkins.com>; 'Philip C. Morgan Esq. (pmorgan@orrick.com)' <pmorgan@orrick.com>; 'David Nix Esq. (david.nix@kutakrock.com)' <david.nix@kutakrock.com>; Wade Norris <wnorris@ngomunis.com>; Reggie Norris <rnorris@ngomunis.com>; 'Colleen Platt Esq. (plattlawgroup@outlook.com)' <plattlawgroup@outlook.com>; 'Leslie A. Powell Esq. (leslie.powell@kutakrock.com)' <leslie.powell@kutakrock.com>; 'Gayle Rice (gayle.rice@db.com)' <gayle.rice@db.com>; 'Rabecca Rich (rabecca.rich@ticortitle.com)' <rabecca.rich@ticortitle.com>; 'Steve Ryan Esq. (sryan@coxcastle.com)' <sryan@coxcastle.com>; 'Greg Salter (salterg@reno.gov)' <salterg@reno.gov>; 'Shelly Saltz (ssalz@ticortitle.com)' <ssalz@ticortitle.com>; 'Cylus Scarbrough (scarbroughc@reno.gov)' <scarbroughc@reno.gov>; 'Charles Seymour (charles.seymour@db.com)' <charles.seymour@db.com>; 'Michael Sfregola (msfregola@gibsondunn.com)' <msfregola@gibsondunn.com>; 'Roma I. Shupe (rishupe@orrick.com)' <rishupe@orrick.com>; 'Eric Steiglitz (esteiglitz@gibsondunn.com)' <esteiglitz@gibsondunn.com>; 'Tim Whitright (twhitright@housing.nv.gov)' <twhitright@housing.nv.gov>; 'Elaine Wiseman (wisemane@reno.gov)' <wisemane@reno.gov>
Subject: FW: Sierra Summit - Revised Bond Documents -- NGO Comments

Ladies and Gentlemen:

It was brought to our attention that some individuals were not included on this email yesterday. We are resending to the entire working group to be sure that everyone receives it.

Thank you.

Please note my new contact information below, as of 10-01-17.

Renee James on behalf of Wade Norris
Legal Secretary
Norris George & Ostrow PLLC
Direct: (240) 888-4301
Office: (202) 973-0103
Email: rjames@ngomunis.com
www.ngomunis.com

From: Wade Norris
Sent: Tuesday, January 9, 2018 10:28 AM
To: 'Nix, David A.' <David.Nix@KutakRock.com>; Alan Bogomilsky <alan@klein-financial.com>; Balavijayan, Deepa <Deepa.Balavijayan@KutakRock.com>; Robert Klein <bobklein@klein-financial.com>; Maati Benmbarek <maati@klein-financial.com>; 'cdubois@coxcastle.com' <cdubois@coxcastle.com>; 'wnorris@ennbonds.com' <wnorris@ennbonds.com>; 'John.gleber@db.com' <John.gleber@db.com>; Britschgi, Richard F. <Richard.Britschgi@KutakRock.com>; Amorena, Danielle J. <Danielle.Amorena@KutakRock.com>; 'Charles.seymour@db.com' <Charles.seymour@db.com>; 'Jeffrey.baker@db.com' <Jeffrey.baker@db.com>; 'Gayle.rice@db.com' <Gayle.rice@db.com>; 'rnorris@ennbonds.com' <rnorris@ennbonds.com>
Cc: Ryan George <rgeorge@ngomunis.com>; Tom Downey <tdowney@ngomunis.com>; Reggie Norris <rnorris@ngomunis.com>
Subject: RE: Sierra Summit - Revised Bond Documents -- NGO Comments

Ladies and Gentlemen,

Our comments on the Bond documents are attached. For the provision of the Reg Agreement which governs a proposed transfer of the Project, we'd suggest the following language. This language has been used in Regulatory Agreements on over the past 10 years or more on many financings in the western US and elsewhere. Please note that Cox Castle, as outside co counsel to the Borrower, will have further comments on this language and possibly other comments on the Bond Docs, but we wanted to get these basic comments around for the group's review. Thanks. Wade Norris

AMERICAN OVERSIGHT

Transfer of the Project

. For the Compliance Period, the Owner shall not Transfer the Project, in whole or in part, without the prior written consent of the Issuer, which consent shall not be unreasonably withheld or delayed if the following conditions are satisfied: (A) the receipt by the Issuer of evidence acceptable to the Issuer that (1) the Owner shall not be in default hereunder or under the Loan Agreement, if in effect (which may be evidenced by a Certificate of Continuing Program Compliance), or the transferee undertakes to cure any defaults of the Owner to the reasonable satisfaction of the Issuer; (2) the continued operation of the Project shall comply with the provisions of this Regulatory Agreement; (3) either (a) the transferee or its Manager has at least three years' experience in the ownership, operation and management of similar size rental housing projects, and at least one year's experience in the ownership, operation and management of rental housing projects containing below-market-rate units, without any record of material violations of discrimination restrictions or other state or federal laws or regulations or local governmental requirements applicable to such projects, or (b) the transferee agrees to retain a Manager with the experience and record described in subclause (a) above, or (c) the transferring Owner or its management company will continue to manage the Project, or another management company reasonably acceptable to the Issuer will manage, for at least one year following such Transfer and, if applicable, during such period the transferring Owner or its management company will provide training to the transferee and its manager in the responsibilities relating to the Low Income Units; and (4) the person or entity that is to acquire the Project does not have pending against it, and does not have a history of significant and material building code violations or complaints concerning the maintenance, upkeep, operation, and regulatory agreement compliance of any of its projects as identified by any local, state or federal regulatory agencies; (B) the execution by the transferee of any document reasonably requested by the Issuer with respect to the assumption of the Owner's obligations under this Regulatory Agreement and the Loan Agreement (if then in effect), including without limitation an instrument of assumption hereof and thereof, and delivery to the Issuer of an opinion of such transferee's counsel to the effect that each such document and this Regulatory Agreement are valid, binding and enforceable obligations of such transferee, subject to bankruptcy and other standard limitations affecting creditor's rights; (C) receipt by the Issuer and the Trustee of an opinion of Bond Counsel to the effect that any such Transfer will not adversely affect the Tax-Exempt status of interest on the Bonds; and (D) receipt by the Issuer of all fees and/or expenses then currently due and payable to the Issuer by the Owner.

It is hereby expressly stipulated and agreed that any Transfer of the Project in violation of this Section 12 shall be null, void and without effect, shall cause a reversion of title to the Owner, and shall be ineffective to relieve the Owner of its obligations under this Regulatory Agreement. The written consent of the Issuer to any Transfer of the Project shall constitute conclusive evidence that the Transfer is not in violation of this Section 12. Nothing in this Section shall affect any provision of any other document or instrument between the Owner and any other party which requires the Owner to satisfy certain conditions or obtain the prior written consent of such other party in order to Transfer the Project. Upon any Transfer that complies with this Regulatory Agreement, the Owner shall be fully released from its obligations hereunder to the extent such obligations have been fully assumed in writing by the transferee of the Project.

The foregoing notwithstanding, the Project may be transferred pursuant to a foreclosure, exercise of power of sale or deed in lieu of foreclosure or comparable conversion under the Deed of Trust without the consent of the Issuer or compliance with the provisions of this Section 12. The Issuer hereby approves the transfer of limited partnership interests in the Owner to affiliates of the investor limited partner of the Owner, including, without limitation, the transfer of partnership interests in the Owner from the investor limited partner and non-managing [membership/partnership] interests in the limited partner of Owner.

For the Compliance Period, the Owner shall not: (1) encumber any of the Project or grant commercial leases of any part thereof, or permit the conveyance, transfer or encumbrance of any part of the Project, except for (A) Permitted Encumbrances, or (B) a Transfer in accordance with the terms of this Regulatory Agreement,

AMERICAN OVERSIGHT

in each case upon receipt by the Issuer and the Trustee of an opinion of Bond Counsel to the effect that such action will not adversely affect the Tax-Exempt status of interest on the Bonds (provided that such opinion will not be required with respect to any encumbrance, lease or transfer relating to a commercial operation or ancillary facility that will be available for tenant use and is customary to the operation of multifamily housing developments similar to the Project); (2) demolish any part of the Project or substantially subtract from any real or personal property of the Project, except to the extent that what is demolished or removed is replaced with comparable property or such demolition or removal is otherwise permitted by the Loan Agreement or the Deed of Trust; or (3) permit the use of the dwelling accommodations of the Project for any purpose except rental residences.

AMERICAN OVERSIGHT

NV-DA-20-0615-A-005682

REGULATORY AGREEMENT
AND DECLARATION OF RESTRICTIVE COVENANTS

by and among

NEVADA HOUSING DIVISION,
as Issuer

and

ZB, NATIONAL ASSOCIATION DBA ZIONS BANK,
as Trustee

and

DWF V SUMMIT CLUB HOLDINGS, LLC,
a Delaware limited liability company,

and

SUMMIT CLUB AFFORDABLE PARTNERS, LP

Dated as of January 1, 2018

relating to

$90,000,000
Nevada Housing Division
Multi-Unit Housing Revenue Bonds
(Summit Club Apartments)
Series 2018

NGO Comments 11/6/18

AMERICAN OVERSIGHT

(c) the transferee or its management company will continue to manage the Project, or another management company reasonably acceptable to the Issuer will manage, for at least one year following such transfer and, if applicable, during such period the transferring owner or its management company will provide training to the transferee and its manager in the responsibilities relating to the Very Low Income Units; and

(4) the person or entity that is to acquire the Project does not have pending against it, and does not have a history of significant and material building code violations or complaints concerning the maintenance, upkeep, operation, and regulatory agreement compliance of any of its projects as identified by any local, state or federal regulatory agencies;

(B) the execution by the transferee of any document reasonably requested by the Issuer with respect to the assumption of the Borrower's obligations under this Regulatory Agreement and the Loan Agreement (if then in effect), including without limitation an instrument of assumption hereof and thereof, and delivery to the Issuer of an opinion of such transferee's counsel to the effect that each such document and this Regulatory Agreement are valid, binding and enforceable obligations of such transferee, subject to bankruptcy and other standard limitations affecting creditor's rights;

(C) receipt by the Issuer of an opinion of Bond Counsel to the effect that any such transfer will not adversely affect the Tax-Exempt status of interest on the Bonds; and

(D) receipt by the Issuer of all fees and/or expenses then currently due and payable to the Issuer by the Borrower.

It is hereby expressly stipulated and agreed that any sale, transfer or other disposition of the Project in violation of this section shall be ineffective to relieve the Borrower of its obligations under this Regulatory Agreement. Nothing contained in this section shall affect any document or instrument between the Borrower and the Issuer or the Trustee which requires the Borrower to obtain the consent of the Issuer or the Trustee as a precondition to sale, transfer or other disposition of any direct or indirect interest in the Project or of any direct or indirect interest in the Borrower.

(b) Notwithstanding the foregoing, the restrictions relating to the sale or transfer of the Project contained in paragraph (a) of this Section 12 shall not apply in the case of a transfer or other disposition of the Project by foreclosure under the Deed of Trust or deed in lieu of foreclosure or comparable conversion of the loan secured thereby and payment in full and retirement of the Bonds within a reasonable period of time thereafter.

(c) Notwithstanding the foregoing, the restrictions relating to the sale or transfer of the Project contained in paragraph (a) of this Section 12 shall not apply in the case of:

AMERICAN OVERSIGHT

which would result in a change of ownership of the Project for federal income tax purposes

(i) The Master Lease or the grant of a leasehold interest in a part of the Project of three years or less (or such longer lease term as the Issuer may permit by prior written approval) not containing an option to purchase;

which shall be governed by the provisions of Section 12(a) above.

(ii) sales or transfers of fixtures or any personal property in connection with the weatherization, preservation or maintenance of the Project pursuant to: (A) paragraph (e) of Section 6 of this Regulatory Agreement, or (B) the preservation and maintenance provisions of the Loan Agreement or the Deed of Trust; or

(iii) transfers by devise or descent or by operation of law upon the death of a joint tenant or a partner of the Borrower; provided however, that the delivery of evidence and opinions pursuant to paragraph (a) of this Section 12 shall be required in connection with transfers under this sub-paragraph (iii) of this paragraph (c).

(d) [The Borrower hereby covenants and agrees that any sale or other transfer of the entities constituting the Borrower or any change in the ownership of such entities of the Borrower shall be subject to the prior written consent of the Issuer.]

Upon written request of the Borrower to the Issuer, the Issuer may waive the foregoing restrictions in its sole and absolute discretion.

(e) The Borrower hereby covenants and agrees to pay the Issuer (i) an initial Issuer's closing fee in the amount of $_____, and (ii) as compensation for the Issuer's monitoring of the provisions of this Regulatory Agreement, to pay the Ongoing Issuer's Fee. In the event that the Bonds are prepaid in full prior to the end of the term of this Regulatory Agreement, the Ongoing Issuer's Fee for the remainder of the term of this Regulatory Agreement shall be paid by the Borrower at the time of the prepayment of the Bonds and shall be a lump sum amount equal to the present value (based on a discount rate equal to the then-current MMD (Municipal Market Data) rate for the maturity coincident with the remaining number of years in the Qualified Project Period, as determined by the Issuer at the time of prepayment) of the Ongoing Issuer's Fee for the number of years remaining in the Qualified Project Period, subject to the restrictions of the Code. The Issuer may waive the foregoing payment in its sole and absolute discretion.

In addition thereto, the Borrower will pay upon demand all of the fees and expenses paid or incurred by the Trustee or the Issuer in enforcing the provisions hereof.

The provisions of this Section shall survive the term of the Bonds and this Regulatory Agreement; provided, however, the provisions of this Section shall, in the case of the Trustee, survive the term of this Regulatory Agreement or the resignation or removal of such Trustee, but only as to claims arising from events occurring during the term of this Regulatory Agreement or the Trustee's tenure as Trustee under Indenture, and shall, in the case of the Issuer, survive the term of this Regulatory Agreement, but only as to claims arising from events occurring during the term of this Regulatory Agreement.

(f) Borrower hereby agrees that it expressly waives its right to the Qualified Contract as set forth in 26 USC § 42(h)(6)(E) and (F).

AMERICAN OVERSIGHT

Stephanie M. Klapstein

From: Andrew Clinger <aclinger@gov.nv.gov>
Sent: Wednesday, July 18, 2018 2:04 PM
To: Paul Anderson
Subject: RE: Storey County Effluent Water Pipeline | Special GOED Board Meeting

Thanks Paul.

Andrew Clinger
Senior Advisor
Office of Governor Brian Sandoval
101 North Carson Street
Carson City, NV 89701
T: 775-684-5670|D: 775-684-5667|F: 775-684-5683|E: aclinger@gov.nv.gov

---

From: Paul Anderson [mailto:paul.anderson@diversifynevada.com]
Sent: Wednesday, July 18, 2018 11:21 AM
To: Andrew Clinger <aclinger@gov.nv.gov>
Subject: FW: Storey County Effluent Water Pipeline | Special GOED Board Meeting

Attached is the pipeline primer and previous slide deck. Some things have changed but most of it is similar.

Best regards,

Paul Anderson
Executive Director

Nevada Governor's Office of
ECONOMIC DEVELOPMENT
555 E. Washington Suite 5400
Las Vegas, Nevada 89101
702-486-2700

www.diversifynevada.com

From: Brian Gordon <bgordon@appliedanalysis.com>
Date: Tuesday, July 17, 2018 at 12:23 PM
To: Paul Anderson <paul.anderson@diversifynevada.com>
Subject: RE: Storey County Effluent Water Pipeline | Special GOED Board Meeting

AMERICAN OVERSIGHT

Paul – No problem. Please see attached. Note, we have shifted from revenue bonds (sourced to tax increment as indicated in the presentation from a year ago) to SID bonds (secured by real estate in the current structure).

Let me know if I can help in any way.

Brian

Brian R. Gordon, CPA, Principal
Applied Analysis / SalesTraq
6385 S. Rainbow Blvd.; Suite 105; Las Vegas, Nevada 89118
Tel: 702.967.3333 | Fax: 702.314.1439
bgordon@appliedanalysis.com | www.appliedanalysis.com

From: Paul Anderson <paul.anderson@diversifynevada.com>
Sent: Tuesday, July 17, 2018 10:08 AM
To: Brian Gordon <bgordon@appliedanalysis.com>
Subject: Re: Storey County Effluent Water Pipeline | Special GOED Board Meeting

Will you send over the previous slide deck for reference? I understand much of it has likely changed.

Thank you.

Paul Anderson | Executive Director
Governors Office of Economic Development | GOED
paul.anderson@diversifynevada.com

On Jul 17, 2018, at 9:51 AM, Brian Gordon <bgordon@appliedanalysis.com> wrote:

> Paul –
>
> Attached is a current summary/overview, if helpful. We had previously given a presentation to the GOED board back in August 2017, but the form/structure of the transaction has changed. We are actively working on the revised Economic Development Financing Proposal (EDFP), but that won't be ready for review for about a week or so. Let me know if there is anything else I can provide.
>
> Sincerely,
>
> Brian
>
> ---
>
> **Brian R. Gordon, CPA, Principal**
> **Applied Analysis / SalesTraq**
> 6385 S. Rainbow Blvd.; Suite 105; Las Vegas, Nevada 89118
> Tel: 702.967.3333 | Fax: 702.314.1439
> bgordon@appliedanalysis.com | www.appliedanalysis.com
>
> ---
>
> **From:** Paul Anderson <paul.anderson@diversifynevada.com>
> **Sent:** Tuesday, July 17, 2018 9:45 AM
> **To:** Brian Gordon <bgordon@appliedanalysis.com>
> **Subject:** Re: Storey County Effluent Water Pipeline | Special GOED Board Meeting
>
> Meeting with Gov today to confirm date and see if there are any questions or concerns. Please forward any docs you have prepared to make the case.

AMERICAN OVERSIGHT

Paul Anderson | Executive Director
Governors Office of Economic Development | GOED
paul.anderson@diversifynevada.com

On Jul 14, 2018, at 9:17 AM, Brian Gordon <bgordon@appliedanalysis.com> wrote:

> Paul –
>
> I wanted to circle back on our email exchange from below. The team working on the Economic Development Financing Proposal (EDFP) is trying to stick to the schedule we discussed. Can you let me know what is needed to put the wheels in motion for a special meeting of the GOED board to receive a report and take possible action to approve Storey County's EDFP application on August 14, 2018. The timing and scope of the EDFP may be impacted by appraisal reports and assessment engineer analyses, but this targeted timing seems to make the most sense given what we know today.
>
> Let me know if it would be easier to talk, or if we should reach out to your staff directly to coordinate the details.
>
> Sincerely,
>
> Brian
> ---
> **Brian R. Gordon, CPA, Principal**
> **Applied Analysis / SalesTraq**
> 6385 S. Rainbow Blvd.; Suite 105; Las Vegas, Nevada 89118
> Tel: 702.967.3333 | Fax: 702.314.1439
> bgordon@appliedanalysis.com | www.appliedanalysis.com
> ---
>
> **From:** Paul Anderson <paul.anderson@diversifynevada.com>
> **Sent:** Tuesday, July 10, 2018 3:58 PM
> **To:** Brian Gordon <bgordon@appliedanalysis.com>
> **Subject:** Re: Storey County Effluent Water Pipeline | Special GOED Board Meeting
>
> That day currently works just fine. That week and the following I'm in town before the next trade mission.
>
> Thank you. Look forward to getting this thing done and moving forward.
>
> Paul Anderson | Executive Director
> Governors Office of Economic Development | GOED
> paul.anderson@diversifynevada.com
>
> On Jul 10, 2018, at 3:53 PM, Brian Gordon <bgordon@appliedanalysis.com> wrote:
>
> > Paul –
> >
> > I hope your travels are going well.
> >
> > I wanted to follow-up on our conversation from a few weeks ago about the Storey County Effluent Water Pipeline project. We are assembling all of the elements and working with the county, their advisors and the development team on the project. We are still

AMERICAN OVERSIGHT

considering a special GOED board meeting during the window we talked about in August. If that is still a possibility, can you let me know how Tuesday, August 14th works as a possible date? This would be two days before the regularly scheduled Interim Finance Committee meeting on August 16th and would work well with the overall project calendar. We can explore alternative dates if necessary.

I didn't want to be presumptive, so I thought it was best to check with you before reaching out to Mariah or anyone else on your team. Let me know your thoughts when time permits.

Sincerely,

Brian

Brian R. Gordon, CPA, Principal
Applied Analysis / SalesTraq
6385 S. Rainbow Blvd.; Suite 105; Las Vegas, Nevada 89118
Tel: 702.967.3333 | Fax: 702.314.1439
bgordon@appliedanalysis.com | www.appliedanalysis.com

<Storey County Effluent Pipeline Project Summary 2018_06_29 - JNAx.pdf>

AMERICAN OVERSIGHT

Stephanie M. Klapstein

From: Jarad Van Wagoner <jvanwagoner@diversifynevada.com>
Sent: Monday, June 18, 2018 1:56 PM
To: Mary-Sarah Kinner
Cc: Andrew Clinger; Christina Davis
Subject: Re: Updated Basque Trade Mission Schedule

Mary-Sarah

Below is some additional information to assist the Governor with comments during some of the meetings. I hit the ones that are outside of his normal comments. Please let me know if you have additional questions.

Will you please send me anything you provide to the Governor for comments in case I need to make any adjustments based on changes by our partners in Spain? Also, I'm happy to assist with putting together bullets for each meeting to give to the Governor once I land in Bilbao.

Meetings:

Friday, June 22:
Premier of Bizkaia Meeting:
- Mention Basque diaspora in Nevada and the Center for Basque Studies at UNR.
- Renewable energy and smart grid technology: highlight current status of renewable energy in Nevada and proposed plans by NV Energy to grow renewable energy. For smart grid technology, speak to the work by MGM and other resorts to utilize microgrid technology. The Bizkaia region is the home of Iberdrola, the fourth largest electric utility in the world and ranks number one for the production of renewable energy. Additionally, there is a robust electrical sector in the area focused on generation, transmission, and smart grid technology. They are interested in working with partners in Nevada to pilot new technology and see Nevada as a possible entry point into the US market. ***I'm also expecting a presentation from NV Energy. I can pull from that presentation to provide the Governor additional information.***
Blockchain technology: Blockchain, LLC will be with us on the trade mission, so it would be beneficial to highlight what they are planning in Nevada, to include the purchase of land at TRIC. Blockchain is of interest to the Bizkaia government because they can provide electricity at a low cost to that industry. Also, in conjunction with Blockchain there is a lot of work being done around AI in Bizkaia. ***I can also ask Michon Martin to give the Governor more information on this on the ground prior to this meeting.***

Monday, June 25:
Basque Universities:
- Rather than focus on the NSHE structure, I would suggest he mention some of the major institutions of higher education in the State and their participation in trade missions and global engagement. Greg Mosier from UNR will be there and could discuss what the College of Business is doing in Poland with the Warsaw School of Economics and a few other universities.
- TMCC culinary program. I sent you a separate email with the info that TMCC sent over to me. A brief mention of the program and the ties to the Bilbao Culinary School (ESHBI) would be helpful. I'll have some material I can hand out on the program after the discussion.

AMERICAN OVERSIGHT

Bilbao Culinary School:
- TMCC culinary program. Again, mention the program and that they are already working with this institution. This is a great opportunity for the Governor to learn about the program in Bilbao.

Thursday, June 28:
National Center for Renewable Energies:
- Brief mention by the Governor of renewable energy efforts and plans in Nevada followed by an introduction of Jeff Brigger.

President of Navarre:
- Same as above regarding renewable energy, smart grids and blockchain.
- Government of Navarre expressed some interest in smart city technology and efforts in Nevada. A brief mention of the work around transportation by the RTC and the testing of autonomous vehicles.

Trade and Investment Meeting:
- Same as above. Jeff Brigger can speak to renewable energy and smart grids in more detail.

At this point, I only see him making prepared remarks/speech in two venues.

- One is at the CEO Summit in Barcelona. He mentioned that he wanted to base it off of his remarks in Poland.
- The other would be at the USAC Reception on Thursday, June 28th in San Sebastian. This is wide open to what he wants to discuss.

From: Mary-Sarah Kinner
Sent: Monday, June 18, 2018 11:48:47 AM
To: Jarad Van Wagoner
Cc: Andrew Clinger; Christina Davis
Subject: FW: Updated Basque Trade Mission Schedule

Hi Jarad,

Christina forwarded the itinerary you sent over late Friday afternoon. For the remarks you all are hoping the Governor can make at specific meetings, the suggestions are quite specific. In order to prepare the Governor most efficiently, do you all have bullets that would support the suggestions?

For instance, in the first meeting on Friday morning, one suggestion you've made is for the Governor to address "shared interests in renewable energy, smart grid and smart city technology and blockchain technology" - do you have bullets about what is shared on each of those items?

Additionally, I presume that some of these meetings do not lend themselves to prepared remarks, so it would need to be a more bulleted form – is that a correct presumption?

Thank you!
Mary-Sarah

Mary-Sarah Kinner
Communications Director

AMERICAN OVERSIGHT

Governor Brian Sandoval
mkinner@gov.nv.gov

From: Christina Davis <cmdavis@gov.nv.gov>
Date: Friday, June 15, 2018 at 4:47 PM
To: Mary-Sarah Kinner <mkinner@gov.nv.gov>
Subject: Fwd: Updated Basque Trade Mission Schedule

Sent from my iPhone, please excuse any typos.

Begin forwarded message:

> **From:** Jarad Van Wagoner <jvanwagoner@diversifynevada.com>
> **Date:** June 15, 2018 at 4:10:36 PM PDT
> **To:** Christina Davis <cmdavis@gov.nv.gov>, Andrew Clinger <aclinger@gov.nv.gov>
> **Cc:** Gina Rodriguez <grodriguez@diversifynevada.com>
> **Subject: Updated Basque Trade Mission Schedule**
>
> Christina and Andrew
>
> I've attached the updated copies of the Governor's schedule for the Basque Trade Mission and also the schedule for the delegates. Our partners in Spain are still working on a number of meetings, particularly for the delegates. Gina will send up an updated copy of the briefing book on Monday or Tuesday for the Governor.
>
> In the Governor's schedule, I have indicated the purpose of each meeting and highlighted some ideas for remarks. I didn't add anything for his remarks at the CEO Summit in Barcelona. Please let me know if you need me to do anything else with those remarks.
>
> I will leave for Bilbao on Monday to work directly with our partners on finalizing our schedule. I will be unavailable for questions most of Monday, but I will get back to you as quickly as I can.
>
> Have a great weekend!
> Jarad
>
> Jarad Van Wagoner
> Director of International Trade
> State of Nevada
> Governor's Office of Economic Development
> www.diversifynevada.com
> jvanwagoner@diversifynevada.com
>
> Office: (702) 486-3702
> Cell: 702-219-1577

AMERICAN OVERSIGHT

Stephanie M. Klapstein

From: Chip Bowlby <cbowlby@renolandinc.com>
Sent: Monday, March 05, 2018 11:05 AM
To: Kris Thompson; Lance Gilman; Pat Whitten; Cory Hunt; Marshall McBride; Jack McGuffey
Subject: RE: wow - connecting Silicon Valley to Northern Nevada

Thanks Kris this is great news. I will be at the Blueprint conference starting tonight. Best…….

Chip Bowlby
President & CEO
6001 Talbot Lane
Reno, Nevada 89509
775-432-7110 x818
775-690-4866 Cell
775-800-1174 Fax
cbowlby@renolandinc.com
http://www.renolandinc.com

From: Kris Thompson [mailto:kpthompson2011@yahoo.com]
Sent: Monday, March 5, 2018 10:37 AM
To: Lance Gilman <lance@lancegilman.com>; Pat Whitten <pwhitten@storeycounty.org>; Cory Hunt <cory.hunt@diversifynevada.com>; Marshall McBride <mmcbride@storeycounty.org>; Jack McGuffey <jmcguffey@storeycounty.org>
Subject: wow - connecting Silicon Valley to Northern Nevada

Reno could get Silicon Valley air shuttle

Flying could be the new driving — at least between Reno and Silicon Valley.

Blackbird, a San Francisco-based air travel startup, is looking at launching a round-trip flight between Reno and Palo Alto, Calif., to better connect the Biggest Little City's growing technology sector with the center of the tech industry.

> The flight would operate between Reno-Tahoe International Airport and Palo Alto Airport (in other words, goodbye RNO-SFO, notorious for delays, and hello RNO-PAO).
>
> As part of its consideration of the proposed route, Blackbird executives will attend VentureBeat's Blueprint 2018, a conference focusing on regional technology expansion, from March 5 to 7 at the Nevada Museum of Art.

AMERICAN OVERSIGHT

NV-DA-20-0615-A-005693



Blackbird, a San Francisco aviation startup, is considering a Reno-Palo Alto, Calif., route to better connect Reno's growing technology sector with Silicon Valley. *(Photo: Provided to RGJ Media)*

Blackbird will be soliciting feedback on the route from local officials, businesses leaders and other interested parties. Executives also will be talking up affordability, convenience and avoiding congestion.

"We're just starting the process," said Rudd Davis, CEO of Blackbird. "We're reaching out to the community to see what it needs. We want to help support and fuel the growth taking place in the city by making Reno more accessible."

Swiss seats

Blackbird currently operates eight flights between cities in California.

The flights are booked through the Blackbird app. Its first flight, Palo Alto to Truckee, debuted in January 2017; its most recent, Palo Alto to Santa Monica, began Feb. 19.

Before round-trip flights from Reno to Palo Alto can begin, "we want to establish relationships with certain businesses that commit to a certain number of seats in advance," Davis said. "This is how we launch all of our routes."

The plane Blackbird intends to use for the flight is the Swiss-made **Pilatus PC-12**, a popular turbine-powered business aircraft with a maximum altitude of 30,000 feet and a maximum range of nearly 1,900 miles.

AMERICAN OVERSIGHT



The cabin of the Pilatus PC-12, a popular turbine-powered business aircraft with a maximum range of about 1,900 miles. *(Photo: Provided to RGJ Media by Pilatus)*

Seats would run about $640 round-trip, Davis said, with that price dropping to about $600 if bundles of seats are purchased, those seats then used by fliers as needed.

United Airlines (and its affiliates) currently operate the only nonstop flights between Reno and San Francisco International Airport.

A recent check of such flights, midweek with a 30-day advance purchase, showed fares, when seats were available, ranging from about $520 to about $700.

Those fares, when available, ranged from about $630 to about $850 with a 2-week advance.

Consistent price

Davis, the Blackbird CEO, said officials contacted the company last December about a potential Reno-Silicon Valley route.

Mike Kazmierski, CEO of the Economic Development Authority of Western Nevada, said the air service would allow the region “to expand our efforts to attract technology companies, high-level talent and venture capital to reinforce our growing technology community.”

AMERICAN OVERSIGHT



Rudd Davis, CEO of Blackbird, a San Franciso aviation startup that is considering a route from Reno to Palo Alto, Calif., in Silicon Valley. Davis is attending the Blueprint technology conference March 5-7, 2018, at the Nevada Museum of Art. *(Photo: Provided to RGJ Media)*

Davis said Blackbird, following contacts made at the Blueprint conference, would set up individual presentations for businesses interested in hearing more about the Reno-Palo Alto flight.

Reno, he added, “has traditionally been regarded as being more isolated. If there is a consistent air shuttle running at a consistent price, it will facilitate additional businesses coming to the area.”

AMERICAN OVERSIGHT

Stephanie M. Klapstein

From: Erdoes, Brenda <erdoes@lcb.state.nv.us>
Sent: Tuesday, November 20, 2018 10:39 AM
To: Pam Robinson
Cc: Erdoes, B; Keith J.D. Hightower; O'Grady, Eileen
Subject: Re: BDR S-326 from LCB

Pam,
I'll start working on it now. Will you be available for the next few hours in case I have questions? Brenda

Sent from my iPhone

On Nov 20, 2018, at 9:56 AM, Pam Robinson <probinson@gov.nv.gov> wrote:

> Hi Brenda: I apologize for the late insert. We would like to have the following allocations included in the BDR in Sec. 2, subsection 7 (where the $67,000,000 is discussed):
>
> No less than $37 million shall be allocated to projects located in Clark County. No less than $20 million shall be allocated to projects located in Washoe County. No less than $10 million shall be allocated to projects located in Carson City and the counties of: Churchill, Douglas, Elko, Esmerelda, Eureka, Humboldt, Lander, Lincoln, Lyon, Mineral, Nye, Pershing, Storey, and White Pine.
>
> Please let me know if you have any questions. Thanks again for your help and work on this BDR.
>
> *Pam Robinson*
> Policy Director
> Governor Brian Sandoval
>
> ---
>
> **From:** Erdoes, B [mailto:bjerdoes@lcb.state.nv.us]
> **Sent:** Monday, November 19, 2018 2:04 PM
> **To:** Pam Robinson <probinson@gov.nv.gov>
> **Cc:** Keith J.D. Hightower <khightower@gov.nv.gov>
> **Subject:** BDR S-326 from LCB
>
> November 19, 2018
>
> Pam Robinson
> Office of the Governor
>
> The attached draft of BDR S-326 has been prepared for the Office of the Governor (DOA # 19A0102074). Please review this draft as soon as possible and let us know at your earliest convenience if you approve the draft as it exists today or wish to request changes.
>
> NRS provides that this BDR must be prefiled. A BDR that is not prefiled is deemed by statute to be withdrawn. Please note that once a BDR has been prefiled, changes may only be made by the Legislature through the adoption of an amendment during the 2019 Legislative Session. Additionally, upon printing, each prefiled bill will be made public.

AMERICAN OVERSIGHT

If after examining this bill draft you require any changes, please contact this office immediately to allow adequate time to ensure that this BDR is appropriately revised before it is prefiled. **If we don't hear from you by noon on Tuesday, November 20, we will finalize and prefile this draft as it exists today.** Please make sure that any changes you submit to this office are also submitted to Keith J. D. Hightower, Legislative Director, Office of Governor Sandoval.

If you have any questions concerning this BDR or we may be of any further assistance, please email or call Brenda J. Erdoes, Legislative Counsel, at bjerdoes@lcb.state.nv.us or (775) 684-6833.

ATTENTION
The information contained in this message is a confidential communication from the Nevada Legislative Counsel Bureau. It is intended to be read only by the person or entity to whom it is addressed or by the designee of such person or entity. If the reader of this message is not the intended recipient, you are on notice that distribution of this message in any form is strictly prohibited.

If you have received this message in error, please immediately notify the sender and/or the Legal Division of the Legislative Counsel Bureau by telephone at (775) 684-6830 and delete or destroy any copy of this message as well as any attachments.

AMERICAN OVERSIGHT

Stephanie M. Klapstein

From: Karen Vantrease (kvantrease@knowledgeu.com) <kvantrease@knowledgeu.com>
Sent: Friday, August 24, 2018 5:18 AM
To: Christina Davis
Subject: RE: Call

I'm hoping they connected. I sent Mike a note 7:30 PM our time. He's on the east coast with 250+ guests until Sunday.

From: Christina Davis [mailto:cmdavis@gov.nv.gov]
Sent: Thursday, August 23, 2018 2:04 PM
To: Karen Vantrease (kvantrease@knowledgeu.com) <kvantrease@knowledgeu.com>
Subject: Call

Hi there – Governor said to just have Mr. Milken shoot him a text (he has the Governor's cell number) when it's a good time to chat, even if it is this evening.

Christina Davis
Special Assistant to the Governor
Nevada Governor Brian Sandoval

AMERICAN OVERSIGHT

Stephanie M. Klapstein

From: Karen Vantrease (kvantrease@knowledgeu.com) <kvantrease@knowledgeu.com>
Sent: Thursday, August 23, 2018 2:11 PM
To: Christina Davis
Subject: RE: Call

OK, will do. May I have the number so Mike doesn't have to look for it? Please, thanks.

From: Christina Davis [mailto:cmdavis@gov.nv.gov]
Sent: Thursday, August 23, 2018 2:04 PM
To: Karen Vantrease (kvantrease@knowledgeu.com) <kvantrease@knowledgeu.com>
Subject: Call

Hi there – Governor said to just have Mr. Milken shoot him a text (he has the Governor's cell number) when it's a good time to chat, even if it is this evening.

Christina Davis
Special Assistant to the Governor
Nevada Governor Brian Sandoval

AMERICAN OVERSIGHT

Stephanie M. Klapstein

From: Ryan McGinness <ryan@nevadadc.org>
Sent: Monday, May 07, 2018 2:14 PM
To: Patricia.Griffin@treasury.gov
Cc: Christina Davis
Subject: Re: Call Request with Secretary Mnuchin

Pat – sorry for the delay, thanks for your patience. The Governor can make this work. I'm copying his scheduler, Christina Davis, to make sure she has the right call logistics for tomorrow.

Ryan McGinness | Nevada Washington Office

From: "Patricia.Griffin@treasury.gov" <Patricia.Griffin@treasury.gov>
Date: Monday, May 7, 2018 at 4:37 PM
To: Ryan McGinness <ryan@nevadadc.org>
Subject: RE: Call Request with Secretary Mnuchin

Hi Ryan

Is there any update on the Governor's timing for the phone call with Secretary Mnuchin?

Thanks, Pat

From: Griffin, Pat
Sent: Monday, May 07, 2018 12:17 PM
To: 'Ryan McGinness' <ryan@nevadadc.org>
Subject: RE: Call Request with Secretary Mnuchin

Ryan

Thank you for your response. We can try and squeeze in 15-20 mins on Tuesday, May 8 at 5:30pm DC time. Please let me know if that works.

Thank you, Pat

From: Ryan McGinness [mailto:ryan@nevadadc.org]
Sent: Monday, May 07, 2018 12:13 PM
To: Griffin, Pat <Patricia.Griffin@treasury.gov>
Subject: Re: Call Request with Secretary Mnuchin

Pat – thanks for your reply. This is a little time sensitive, and relates to an issue pending before Treasury, so I'm wondering if the Secretary has any times available earlier in the week? Thanks for your help.

Ryan McGinness | Nevada Washington Office

AMERICAN OVERSIGHT

From: "Patricia.Griffin@treasury.gov" <Patricia.Griffin@treasury.gov>
Date: Monday, May 7, 2018 at 11:45 AM
To: Ryan McGinness <ryan@nevadadc.org>
Subject: Call Request with Secretary Mnuchin

Dear Ryan,

I am following up on the below email to arrange a phone call for Secretary Mnuchin to speak with Governor Sandoval. The Secretary would be happy to take a call on Friday, May 11th between the following times below. Please let me know what works for Governor Sandoval.

Friday, May 11th
12:30-1:30pm
3:00-4:30pm

Thanks, Pat

Pat Griffin
U.S. Department of the Treasury
Office: 202-622-1100
patricia.griffin@treasury.gov

From: Ryan McGinness <ryan@nevadadc.org>
Date: May 4, 2018 at 2:57:43 PM EDT
To: Bailey, Bradley <Bradley.Bailey@treasury.gov>
Subject: Call Request with Secretary Mnuchin

Brad – thanks for chatting with me just now. Governor Sandoval would like to request a call with Secretary Mnuchin as his earliest convenience and can make himself available on Monday for the call. Topic is opportunity zone designations. I am happy to help with logistics, and will be with the Governor today and tomorrow to coordinate anything as needed.

Thanks, appreciate your help in getting this on the calendar.

Ryan McGinness | Director
State of Nevada, Washington Office
D: (202) 624-5426 | M: (202) 297-8934
E: ryan@nevadadc.org

AMERICAN OVERSIGHT

Stephanie M. Klapstein

From: Robert Klein <bobklein@klein-financial.com>
Sent: Saturday, July 21, 2018 9:34 AM
To: Joel Grace
Cc: mholliday@housing.nv.gov; Chip Bowlby; Alan Bogomilsky; Elizabeth Tafeen
Subject: Re: Call with Assessors Office regarding Income averaging and PT Exemption on affordable Housing
Attachments: image001.jpg

Thanks again

Sent from my iPhone

On Jul 21, 2018, at 8:16 AM, Joel Grace <jgrace@renolandinc.com> wrote:

> Bob,
> See the email below. It will be out on Monday. Thank you.
>
> All the best.
>
> Joel
>
> <image001.jpg>
> Joel Grace
> V.P. of Development
> 6001 Talbot Lane
> Reno, Nevada 89509
> (D) 775-372-6487
> (C) 775-343-8304
>
> ---
>
> **From:** Burke, Cori <CBurke@washoecounty.us>
> **Sent:** Friday, July 20, 2018 9:04 PM
> **To:** Joel Grace <jgrace@renolandinc.com>
> **Subject:** Re: Call with Assessors Office regarding Income averaging and PT Exemption on affordable Housing
>
> I just searched it. We wrote it right after the meeting and sent it around for concensus and never sent it to you. I will send it no later than Monday.
>
> On Jul 20, 2018, at 7:46 PM, Joel Grace <jgrace@renolandinc.com> wrote:
>
> > Did i miss an email from you?
> >
> > Get Outlook for iOS
> >
> > ---
> >
> > **From:** Burke, Cori <CBurke@washoecounty.us>
> > **Sent:** Friday, July 20, 2018 4:22:45 PM
> > **To:** Joel Grace
> > **Subject:** Re: Call with Assessors Office regarding Income averaging and PT Exemption on affordable Housing

AMERICAN OVERSIGHT

I apologize. I thought you were forwarding the email I sent.

On Jul 20, 2018, at 3:06 PM, Joel Grace <jgrace@renolandinc.com> wrote:

> Cori,
>
> We hadn't seen the email from the assessor to Michael Holiday as it related to the income averaging? Do you know if it had been sent? Thanks again for the call last week, and have a great weekend.
>
> All the best.
>
> Joel
>
> <image008.jpg>
> Joel Grace
> V.P. of Development
> 6001 Talbot Lane
> Reno, Nevada 89509
> (D) 775-372-6487
> (C) 775-343-8304
>
> ---
>
> **From:** Joel Grace
> **Sent:** Monday, July 9, 2018 3:13 PM
> **To:** 'Burke, Cori' <CBurke@washoecounty.us>
> **Subject:** RE: Call with Assessors Office regarding Income averaging and PT Exemption on affordable Housing
>
> Thank you…I also added the descriptions of everyone that will be on the call tomorrow. We look forward to connecting.
>
> All the best.
>
> Joel
>
> <image002.jpg>
> Joel Grace
> V.P. of Development
> 6001 Talbot Lane
> Reno, Nevada 89509
> (D) 775-372-6487
> (C) 775-343-8304
>
> ---
>
> **From:** Burke, Cori <CBurke@washoecounty.us>
> **Sent:** Monday, July 9, 2018 1:07 PM
> **To:** Joel Grace <jgrace@renolandinc.com>
> **Subject:** RE: Call with Assessors Office regarding Income averaging and PT Exemption on affordable Housing
>
> meclark@washoecounty.us
>
> ---
>
> **From:** Joel Grace [mailto:jgrace@renolandinc.com]
> **Sent:** Monday, July 09, 2018 1:04 PM

AMERICAN OVERSIGHT

To: Burke, Cori
Subject: Re: Call with Assessors Office regarding Income averaging and PT Exemption on affordable Housing

Excellent, what's his email and i will add him to the invite?

Get Outlook for iOS

From: Burke, Cori <CBurke@washoecounty.us>
Sent: Monday, July 9, 2018 11:47:38 AM
To: Joel Grace
Subject: RE: Call with Assessors Office regarding Income averaging and PT Exemption on affordable Housing

Just FYI, Mike Clark will also be present for the call tomorrow.

From: Joel Grace [mailto:jgrace@renolandinc.com]
Sent: Saturday, July 07, 2018 9:16 AM
To: Burke, Cori
Subject: RE: Call with Assessors Office regarding Income averaging and PT Exemption on affordable Housing

Will do.

All the best.

Joel

<image002.jpg>
Joel Grace
V.P. of Development
6001 Talbot Lane
Reno, Nevada 89509
(D) 775-372-6487
(C) 775-343-8304

From: Burke, Cori <CBurke@washoecounty.us>
Sent: Thursday, July 5, 2018 12:26 PM
To: Joel Grace <jgrace@renolandinc.com>
Subject: RE: Call with Assessors Office regarding Income averaging and PT Exemption on affordable Housing

Please also include lzimmer@washoecounty.us

Thank you,

<image003.jpg>

Cori Burke
Chief Deputy Assessor | Assessor's Office
cburke@washoecounty.us | Office: 775.328.2203 | Fax: 775-328-3641
PO Box 11130, Reno, NV 89520-0027
1001 E. Ninth St, Bldg. D, Reno, NV 89512

AMERICAN OVERSIGHT

 <image004.jpg>  <image005.jpg>  <image006.jpg>  <image007.jpg>

-----Original Appointment-----
From: Joel Grace [mailto:jgrace@renolandinc.com]
Sent: Thursday, July 05, 2018 11:53 AM
To: Burke, Cori
Subject: Call with Assessors Office regarding Income averaging and PT Exemption on affordable Housing
When: Tuesday, July 10, 2018 1:00 PM-1:30 PM (UTC-08:00) Pacific Time (US & Canada).
Where: Call In: 605.475.4700 Password: 832864#

Cori,

Feel free to send me email addresses if other people should be included. Thanks again.

Joel

AMERICAN OVERSIGHT

Stephanie M. Klapstein

From: Matt Robinson <matt@argentumnv.com>
Sent: Tuesday, November 20, 2018 10:59 AM
To: Andrew Clinger
Cc: Mike Draper; Pam Robinson
Subject: Re: Daybreak/Newport Land

Thank you!

Andrew-I'm not sure if you have been following the Daybreak saga, but our client has encountered significant roadblocks with the City of Reno. We would love to meet with you and Paul to discuss how this development moving forward is an integral part of the great economic development work that the Governor has spearheaded by bringing Tesla, Panasonic, Switch, etc to Northern Nevada.

As you may know, these companies are struggling to find housing for their workers, and are nearing crisis levels. Daybreak, at over 4,000 units of varying size, cost, and layout, provides a unique opportunity to alleviate the stress being felt out at TRIC. Please let us know when you might be available to meet. We are back in front of City Council on the 28th, and are hoping to meet before that time. Thanks, Andrew.

Best,
Matt Robinson

On Tue, Nov 20, 2018 at 10:44 AM Pam Robinson <probinson@gov.nv.gov> wrote:

> Hi Matt - I've included Andrew in this email. He is the right person to meet with on this issue. I'll let the two of you figure out the best time and whether Paul Anderson is available to be included.
>
> *Pam Robinson*
>
> Policy Director
>
> Governor Brian Sandoval
>
> **From:** Matt Robinson [mailto:matt@argentumnv.com]
> **Sent:** Friday, November 16, 2018 1:35 PM
> **To:** Pam Robinson <probinson@gov.nv.gov>
> **Subject:** Daybreak/Newport Land
>
> Hello,

AMERICAN OVERSIGHT

Our client, Newport Land, is currently attempting to get the Daybreak Community approved by the Reno City Council. This community has long been looked at as a means for Tesla, Panasonic, and Switch employees to secure attainable housing in the area.

We are hoping we might be able to meet with Paul Anderson and Andrew Clinger sometime this month to go over the project and where we stand. Please let me know if this will be possible. Thank you.

Best,

Matt Robinson

--

Matt Robinson | *Public Affairs Director* | Argentum Partners

6121 Lakeside Dr., #208 | Reno, NV 89511

Cell: 775-450-7399 | E-mail: matt@argentumnv.com

--

Matt Robinson | *Public Affairs Director* | Argentum Partners
6121 Lakeside Dr., #208 | Reno, NV 89511
Cell: 775-450-7399 | E-mail: matt@argentumnv.com

AMERICAN OVERSIGHT

Stephanie M. Klapstein

From: Ryan McGinness <ryan@nevadadc.org>
Sent: Tuesday, May 08, 2018 4:17 PM
To: Andrew Clinger
Cc: Michael J. Willden
Subject: Re: Extended Opportunity Zone Nomination Modification Opportunity

Done

Ryan McGinness | Sent Wirelessly

On May 8, 2018, at 7:15 PM, Andrew Clinger <aclinger@gov.nv.gov> wrote:

> Ryan,
>
> Please forward this to your contacts in the Secretary of Treasury's Office. The Governor talked to the Secretary on the phone today and promised to have this delivered within 20 minutes of their call. This has also been submitted through the official channels at CDFI.
>
> Thanks,
>
> Andrew Clinger
> Senior Advisor
> Office of Governor Brian Sandoval
> 101 North Carson Street
> Carson City, NV 89701
> T: 775-684-5670|D: 775-684-5667|F: 775-684-5683|E: aclinger@gov.nv.gov
>
> Begin forwarded message:
>
> > **From:** Andrew Clinger <aclinger@gov.nv.gov>
> > **Date:** May 8, 2018 at 3:31:03 PM PDT
> > **To:** Opportunity Zone <zoneo@cdfi.treas.gov>
> > **Cc:** "Michael J. Willden" <mwillden@gov.nv.gov>
> > **Subject: Re: Extended Opportunity Zone Nomination Modification Opportunity**
> >
> > Jeff,
> >
> > The State of Nevada will be submitting the attached modification.
> >
> > Regards,
> >
> > Andrew Clinger
> > Senior Advisor
> > Office of Governor Brian Sandoval
> > 101 North Carson Street
> > Carson City, NV 89701
> > T: 775-684-5670|D: 775-684-5667|F: 775-684-5683|E: aclinger@gov.nv.gov

AMERICAN OVERSIGHT

On Mon, May 7, 2018 at 2:41 PM -0700, "Opportunity Zone" <ZoneO@cdfi.treas.gov> wrote:

> In response to additional State requests, a determination has been made to extend the opportunity for States to modify their Opportunity Zone nominations and to allow the substitution of any **eligible** tract in place of a previously nominated tract. As a courtesy and out of fairness, I am informing all States with outstanding Nominations of this extended opportunity with this email.
>
> For any State wishing to do so, **a modified Opportunity Zone nomination to the Department of Treasury may be submitted *through the consideration period of the State's nomination, or prior to the date that that State's current nominations are formally designated, whichever comes first*.**
>
> As a reminder, the consideration period for Treasury to review a State's nomination is 30 days, beginning on the date the State's nomination was received, unless the State requested an additional 30-day extension of the consideration period.
>
> Please note that **once the designations are made, there will be no additional opportunities to revise a State's Qualified Opportunity Zones** without an act of Congress. Because Treasury's designation of a State's Opportunity Zone nominations may precede the expiration of the consideration period, I strongly encourage you to **alert me as soon as possible if the State intends to request a modification** so that we may pause our review and delay any formal designation until after we receive the request. If I do not hear otherwise, we will proceed with our review of the State's current nomination.
>
> **Instructions on how a State may request a modification to its Opportunity Zone nomination may be found below.** Thanks, and please feel free to let me know if you have any questions.
>
> Jeff Merkowitz
> Senior Advisor
> Community Development Financial Institutions Fund
> U.S. Department of the Treasury
> 202-653-0329
> www.cdfifund.gov

<image001.jpg>

> **Opportunity Zone Nomination Modification Instructions**
>
> In order to request a modified Opportunity Zone nomination, a State must submit a modification letter from the Governor or State CEO on official letterhead formally indicating the Stateâ€™s intention to modify the original nomination and, if such an extension has not already been requested, requesting an extension under section 1400Z-1(b)(2) of the Internal Revenue Code of the consideration period as needed to facilitate the modification.
>
> The State must also submit a revised Opportunity Zone Nomination using the Nomination Tool that reflects the census tracts being nominated for certification as QOZs. Instructions for completing the Opportunity Zone Nomination Tool can be found

AMERICAN OVERSIGHT

in Section 4.1 of the Opportunity Zone Nomination Instructions on the Opportunity Zone State Resource page, here: https://www.cdfifund.gov/Pages/ozonestateresource.aspx.

States must submit the modification letter and revised Nomination Tool as attachments to ***a new Service Request in AMIS*** in accordance with the procedure in Section 6.2 of the Opportunity Zone Nomination Instructions. ***The modification letter must be submitted before the date that the Secretary of the Treasury designates the original nominations submitted by the State and no later than the end of the current consideration period of the Stateâ€™s nomination.*** Template language for the required letter is provided below. States should not modify their original nomination Service Request or attachments in AMIS.

TEMPLATE: COMBINED SUBMISSION OF MODIFICATION LETTER AND CONSIDERATION PERIOD EXTENSION REQUEST

[Title]
[State CEO]
[Address]

The Honorable Steven T. Mnuchin
Secretary
U.S. Department of the Treasury
1500 Pennsylvania Avenue, NW
Washington, DC 20220

Dear Mr. Secretary:

This letter serves as a notification that the [State/Commonwealth/District/Territory] of [Name of State/Commonwealth/District/Territory] intends to modify the nomination of census tracts for designation as Qualified Opportunity Zones under section 1400Z-1(b)(1) of the Internal Revenue Code, which was submitted on [date original nomination submitted]. The [State/Commonwealth/District/Territory] of [Name of State/Commonwealth/District/Territory] formally nominates the tracts identified in the accompanying revised Opportunity Zone Nomination Tool for designation as Qualified Opportunity Zones under section 1400Z-1(b)(1) of the Internal Revenue Code.

In addition, the [State/Commonwealth/District/Territory] of [Name of State/Commonwealth/District/Territory] formally requests under section 1400Z-1(b)(2) of the Internal Revenue Code that the Secretary extend the consideration period for the Secretary to certify the nomination and designate the nominated census tract as Qualified Opportunity Zones by up to 30 days as needed to facilitate the [State/Commonwealth/District/Territory]â€™s request to modify its original nomination.

<OzoneModPackage.pdf>

AMERICAN OVERSIGHT

Stephanie M. Klapstein

From: Merkowitz, Jeff <MerkowitzJ@cdfi.treas.gov>
Sent: Wednesday, June 06, 2018 9:14 AM
To: 'Andrew Clinger'
Subject: RE: [EXTERNAL]Nevada Opportunity Zones

Hi, Andrew – as you are probably aware (or may have guessed), the State's nomination of the non-LIC contiguous tract based on 2012-2016 ACS data has created some challenges on this end. With the extension of the consideration period, we have until June 18 to act. I will give you a heads up before any action. Hope this helps.

Jeff

From: Andrew Clinger [mailto:aclinger@gov.nv.gov]
Sent: Tuesday, June 05, 2018 7:00 PM
To: Merkowitz, Jeff <MerkowitzJ@cdfi.treas.gov>
Subject: [EXTERNAL]Nevada Opportunity Zones

Hi, Jeff – wanted to check if you knew what the timeline is for approval of Nevada's nominations.

Thanks in advance.

Andrew Clinger
Senior Advisor
Office of Governor Brian Sandoval
101 North Carson Street
Carson City, NV 89701
T: 775-684-5670|D: 775-684-5667|F: 775-684-5683|E: aclinger@gov.nv.gov

AMERICAN OVERSIGHT

Stephanie M. Klapstein

From: Ryan McGinness <ryan@nevadadc.org>
Sent: Wednesday, June 13, 2018 2:08 PM
To: Pam Robinson
Subject: Re: [EXTERNAL]Nevada Opportunity Zones

Did not. Great!!!

Ryan McGinness | Sent Wirelessly

On Jun 13, 2018, at 5:01 PM, Pam Robinson <probinson@gov.nv.gov> wrote:

> I'm assuming you got this too?
>
> Sent from my Sprint Samsung Galaxy S® 6 edge.
>
> -------- Original message --------
> From: Andrew Clinger <aclinger@gov.nv.gov>
> Date: 6/13/18 1:55 PM (GMT-08:00)
> To: NV GUV 30 <NVGUV30@gov.nv.gov>, "Michael J. Willden" <mwillden@gov.nv.gov>, Pam Robinson <probinson@gov.nv.gov>, "Kathryn E. Reynolds" <kreynolds@gov.nv.gov>, Mary-Sarah Kinner <mkinner@gov.nv.gov>
> Subject: Fwd: [EXTERNAL]Nevada Opportunity Zones
>
> Good news!
>
> Andrew Clinger
> Senior Advisor
> Office of Governor Brian Sandoval
> 101 North Carson Street
> Carson City, NV 89701
> T: 775-684-5670|D: 775-684-5667|F: 775-684-5683|E: aclinger@gov.nv.gov
>
> ---
>
> **From:** Merkowitz, Jeff <merkowitzj@cdfi.treas.gov>
> **Sent:** Wednesday, June 13, 2018 1:28 PM
> **To:** Andrew Clinger
> **Subject:** RE: [EXTERNAL]Nevada Opportunity Zones
>
> That's correct. We just received the confirmation and I was about to let you know myself. Look for an email in the afternoon from me letting you know the designations have been made and that you will be able to find the official documentation in AMIS.
>
> Jeff
>
> ---
>
> **From:** Andrew Clinger [mailto:aclinger@gov.nv.gov]
> **Sent:** Wednesday, June 13, 2018 4:25 PM

AMERICAN OVERSIGHT

To: Merkowitz, Jeff <MerkowitzJ@cdfi.treas.gov>
Subject: [EXTERNAL]Nevada Opportunity Zones

Hi Jeff – our Communications Director just received a call from Treasury letting us know our Opportunity Zone nominations would be approved and announced tomorrow. Just wanted to verify with you.

Thanks.

Andrew Clinger
Senior Advisor
Office of Governor Brian Sandoval
101 North Carson Street
Carson City, NV 89701
T: 775-684-5670|D: 775-684-5667|F: 775-684-5683|E: aclinger@gov.nv.gov

AMERICAN OVERSIGHT

Stephanie M. Klapstein

From: Merkowitz, Jeff <MerkowitzJ@cdfi.treas.gov>
Sent: Wednesday, June 13, 2018 1:29 PM
To: 'Andrew Clinger'
Subject: RE: [EXTERNAL]Nevada Opportunity Zones

That's correct. We just received the confirmation and I was about to let you know myself. Look for an email in the afternoon from me letting you know the designations have been made and that you will be able to find the official documentation in AMIS.

Jeff

From: Andrew Clinger [mailto:aclinger@gov.nv.gov]
Sent: Wednesday, June 13, 2018 4:25 PM
To: Merkowitz, Jeff <MerkowitzJ@cdfi.treas.gov>
Subject: [EXTERNAL]Nevada Opportunity Zones

Hi Jeff – our Communications Director just received a call from Treasury letting us know our Opportunity Zone nominations would be approved and announced tomorrow. Just wanted to verify with you.

Thanks.

Andrew Clinger
Senior Advisor
Office of Governor Brian Sandoval
101 North Carson Street
Carson City, NV 89701
T: 775-684-5670|D: 775-684-5667|F: 775-684-5683|E: aclinger@gov.nv.gov

AMERICAN OVERSIGHT

Stephanie M. Klapstein

From: Merkowitz, Jeff <MerkowitzJ@cdfi.treas.gov>
Sent: Thursday, May 10, 2018 2:20 PM
To: 'Andrew Clinger'
Subject: RE: [EXTERNAL]State of Nevada Modified Ozone Submission

Got it. Thanks.

Jeff

From: Andrew Clinger [mailto:aclinger@gov.nv.gov]
Sent: Thursday, May 10, 2018 5:00 PM
To: Merkowitz, Jeff <MerkowitzJ@cdfi.treas.gov>
Subject: RE: [EXTERNAL]State of Nevada Modified Ozone Submission

Jeff,

The attached letter has been added to the new service request.

Thank you!

Andrew Clinger
Senior Advisor
Office of Governor Brian Sandoval
101 North Carson Street
Carson City, NV 89701
T: 775-684-5670|D: 775-684-5667|F: 775-684-5683|E: aclinger@gov.nv.gov

---

From: Merkowitz, Jeff [mailto:MerkowitzJ@cdfi.treas.gov]
Sent: Wednesday, May 9, 2018 10:08 AM
To: Andrew Clinger <aclinger@gov.nv.gov>
Subject: RE: [EXTERNAL]State of Nevada Modified Ozone Submission

Hi, Andrew – we did receive the modified nomination. As you know, the newly nominated tract is not one that meets the criteria laid out in our Nomination Instructions, but we are reviewing it and discussing with IRS Counsel on how they want us to proceed.

In the meantime, I note that the governor's letter did not include the required request for an extension of the consideration period. Please add to the new service request such a letter, on official letterhead and signed by the governor, using the template language provided below:

The Honorable Steven T. Mnuchin
Secretary
U.S. Department of the Treasury
1500 Pennsylvania Avenue, NW
Washington, DC 20220

Dear Mr. Secretary:

AMERICAN OVERSIGHT

The [State/Commonwealth/District/Territory] of [State] formally requests under section 1400Z-1(b)(2) of the Internal Revenue Code that the Secretary extend for an additional 30 days the consideration period to nominate a population census tract for designation as a qualified opportunity zone.

Thanks.

Jeff Merkowitz
Senior Advisor
Community Development Financial Institutions Fund
U.S. Department of the Treasury
202-653-0329
www.cdfifund.gov

From: Andrew Clinger [mailto:aclinger@gov.nv.gov]
Sent: Wednesday, May 09, 2018 11:52 AM
To: Merkowitz, Jeff <MerkowitzJ@cdfi.treas.gov>
Subject: [EXTERNAL]State of Nevada Modified Ozone Submission

Jeff,

Wanted to check if you received our modified Opportunity Zone nominations yesterday and if you know when and how the approved designations will be made.

Thanks,

Andrew Clinger
Senior Advisor
Office of Governor Brian Sandoval
101 North Carson Street
Carson City, NV 89701
T: 775-684-5670|D: 775-684-5667|F: 775-684-5683|E: aclinger@gov.nv.gov

AMERICAN OVERSIGHT

Stephanie M. Klapstein

From: Merkowitz, Jeff <MerkowitzJ@cdfi.treas.gov>
Sent: Wednesday, May 09, 2018 10:08 AM
To: 'Andrew Clinger'
Subject: RE: [EXTERNAL]State of Nevada Modified Ozone Submission

Hi, Andrew – we did receive the modified nomination. As you know, the newly nominated tract is not one that meets the criteria laid out in our Nomination Instructions, but we are reviewing it and discussing with IRS Counsel on how they want us to proceed.

In the meantime, I note that the governor's letter did not include the required request for an extension of the consideration period. Please add to the new service request such a letter, on official letterhead and signed by the governor, using the template language provided below:

> The Honorable Steven T. Mnuchin
> Secretary
> U.S. Department of the Treasury
> 1500 Pennsylvania Avenue, NW
> Washington, DC 20220
>
> Dear Mr. Secretary:
>
> The [State/Commonwealth/District/Territory] of [State] formally requests under section 1400Z-1(b)(2) of the Internal Revenue Code that the Secretary extend for an additional 30 days the consideration period to nominate a population census tract for designation as a qualified opportunity zone.

Thanks.

Jeff Merkowitz
Senior Advisor
Community Development Financial Institutions Fund
U.S. Department of the Treasury
202-653-0329
www.cdfifund.gov

From: Andrew Clinger [mailto:aclinger@gov.nv.gov]
Sent: Wednesday, May 09, 2018 11:52 AM
To: Merkowitz, Jeff <MerkowitzJ@cdfi.treas.gov>
Subject: [EXTERNAL]State of Nevada Modified Ozone Submission

Jeff,

Wanted to check if you received our modified Opportunity Zone nominations yesterday and if you know when and how the approved designations will be made.

AMERICAN OVERSIGHT

Thanks,

Andrew Clinger
Senior Advisor
Office of Governor Brian Sandoval
101 North Carson Street
Carson City, NV 89701
T: 775-684-5670|D: 775-684-5667|F: 775-684-5683|E: aclinger@gov.nv.gov

AMERICAN OVERSIGHT

Stephanie M. Klapstein

From: Hoelscher, Douglas L. EOP/WHO <Douglas.L.Hoelscher@who.eop.gov>
Sent: Friday, April 20, 2018 6:56 PM
To: Ryan McGinness
Cc: Mike Willden; Pottebaum, Nicholas D. EOP/WHO
Subject: Re: [EXTERNAL] Fwd: Governor Sandoval Nominates 61 Opportunity Zones

Poker face

Sent from my iPhone

On Apr 20, 2018, at 9:52 PM, Ryan McGinness <ryan@nevadadc.org> wrote:

> We like to leave our federal partners in suspense. :)
>
> Ryan McGinness | Sent Wirelessly
>
> On Apr 20, 2018, at 6:49 PM, Hoelscher, Douglas L. EOP/WHO <Douglas.L.Hoelscher@who.eop.gov> wrote:
>
> > Good news - last one in!
> >
> > Sent from my iPhone
> >
> > On Apr 20, 2018, at 9:47 PM, Ryan McGinness <ryan@nevadadc.org> wrote:
> >
> > > Ryan McGinness | Sent Wirelessly
> > >
> > > Begin forwarded message:
> > >
> > > **From:** Mary-Sarah Kinner <mkinner@gov.nv.gov>
> > > **Date:** April 20, 2018 at 6:14:12 PM PDT
> > > **To:** Mary-Sarah Kinner <mkinner@gov.nv.gov>
> > > **Subject: Governor Sandoval Nominates 61 Opportunity Zones**
> > >
> > > <FC2D13B1-3544-4544-95F1-B3E96A9E9E3E.png>

AMERICAN OVERSIGHT

For Immediate Release: ***Contact:***
April 20, 2018
Mary-Sarah Kinner
mkinner@gov.nv.gov

GOVERNOR SANDOVAL NOMINATES 61 OPPORTUNITY ZONES

CARSON CITY, NV – Governor Brian Sandoval today nominated 61 opportunity zones, pursuant to the Tax Cuts and Jobs Act of 2017, which established an Opportunity Zone tax incentive, designed to encourage long-term private investment in low-income communities.

"During my time as Governor, we have invested significant resources in Nevada," Governor Brian Sandoval said. "While we have seen substantial returns, there are still parts of our state that need additional assistance. It is my hope that by nominating these 61 low-income opportunity zones, private investors will choose to fund projects in these areas that benefit the Nevadans who need it most. What's more, we believe that communities surrounding the 61 opportunity zones will also benefit from investment in the zones."

The 61 opportunity zone nominations directly impact more than 230,000 Nevadans in some of Nevada's most disadvantaged communities.

In the 61 tracts:
- Average family income is approximately $37,000
  - (Just 60% of median statewide family income of approximately $62,500)
- Average unemployment rate from 2011-2015 is16%
  - Nearly 2x greater than the national unemployment rate

The Opportunity Zone program runs on essentially two tracks – first, Governors in each state nominate opportunity zones, which are low-income community census tracts that could benefit from significant private investment. Second, once the zones are certified by the U.S. Treasury Department, interested private investors must invest in opportunity funds, specialized vehicles that can then be utilized to invest in the certified opportunity zones.

# # #

AMERICAN OVERSIGHT

Mary-Sarah Kinner
Communications Director
Governor Brian Sandoval
mkinner@gov.nv.gov

AMERICAN OVERSIGHT

Stephanie M. Klapstein

From: Chaunsey Chau-Duong <Chaunsey.Chau-Duong@lvvwd.com>
Sent: Monday, November 19, 2018 4:30 PM
To: Pam Robinson; Steve Robinson
Subject: RE: Final BDR

Ok, thank you. I've also taken the liberty of drafting language for the minimum allocation thresholds for the $67 million grants portion of the bill if you need it.

No less than $37 million shall be allocated to projects located in Clark County. No less than $20 million shall be allocated to projects located in Washoe County. No less than $10 million shall be allocated to projects located in Carson City and the counties of: Churchill, Douglas, Elko, Esmerelda, Eureka, Humboldt, Lander, Lincoln, Lyon, Mineral, Nye, Pershing, Storey, and White Pine.

-Chaunsey

From: Pam Robinson <probinson@gov.nv.gov>
Sent: Monday, November 19, 2018 4:16 PM
To: Chaunsey Chau-Duong <Chaunsey.Chau-Duong@lvvwd.com>; Steve Robinson <steverobinson@reagan.com>
Subject: {EXTERNAL} RE: Final BDR

I'll see what I can do.

Pam Robinson
Policy Director
Governor Brian Sandoval

From: Chaunsey Chau-Duong [mailto:Chaunsey.Chau-Duong@lvvwd.com]
Sent: Monday, November 19, 2018 4:12 PM
To: Pam Robinson <probinson@gov.nv.gov>; Steve Robinson <steverobinson@reagan.com>
Subject: RE: Final BDR

Hi Pam,
Below are some proposed amendments to the "match" language for the Springs Preserve. Please let me know your thoughts and if LCB is good with any of them. As stated, if by inserting DCNR as the match-decider the appropriation becomes a grants process for us ("Mother may I please" process) instead of a direct appropriation like in the old Conservation Bond then we would elect to take DCNR out as the match-decider and leave the old language in. Let me know if there are any questions. Thank you!

Original Draft Bill Language received from LCB on Nov. 8

The Las Vegas Springs Preserve in Clark County shall match the allocation made pursuant to this subsection with an amount of money or value of services, material or equipment that is not more than 50 percent, as determined by _____, of the cost of each project that is completed pursuant to this subsection.

Amendment #1 *(we would prefer this one)*

AMERICAN OVERSIGHT

The Las Vegas Springs Preserve in Clark County shall match the allocation made pursuant to this subsection with an amount of money or value of services, material or equipment that is ~~not more than~~ ***equal to*** ~~*50*~~ ***25*** percent, ~~as determined by _____,~~ of the cost of each project that is completed pursuant to this subsection.

(Same match percentage would be applicable to Clark County Wetlands Park/ Las Vegas Wash)

Amendment #2

The Las Vegas Springs Preserve in Clark County shall match the allocation made pursuant to this subsection with an amount of money or value of services, material or equipment that is ~~not more than~~ ***not more than*** 50 percent, as determined by ***the State Director of Conservation and Natural Resources***, of the cost of each project that is completed pursuant to this subsection.

Amendment #3

The Las Vegas Springs Preserve in Clark County shall match the allocation made pursuant to this subsection with an amount of money or value of services, material or equipment that is ~~not more than~~ ***between 25-*** 50 percent, as determined by ***the State Director of Conservation and Natural Resources***, of the cost of each project that is completed pursuant to this subsection.

-Chaunsey

From: Pam Robinson <probinson@gov.nv.gov>
Sent: Monday, November 19, 2018 2:32 PM
To: Chaunsey Chau-Duong <Chaunsey.Chau-Duong@lvvwd.com>; Steve Robinson <steverobinson@reagan.com>
Subject: {EXTERNAL} Final BDR

No sooner had we hung up than we got the final from Brenda. I'll need any suggested changes by COB today. It pre-files at noon tomorrow.

Pam Robinson
Policy Director
Governor Brian Sandoval
775-684-5670
probinson@gov.nv.gov

AMERICAN OVERSIGHT

Stephanie M. Klapstein

From: Neena Laxalt <nlaxalt@msn.com>
Sent: Wednesday, May 23, 2018 2:41 PM
To: Pam Robinson; Robert D. Burgess
Subject: Re: Fleet Services Batteries

Thank you Pam!

Robbie-
When you have a moment, please send me your number and I will give you a call.
Thank you so much!
Neena Laxalt
Nlaxalt@msn.com
775-762-1864

Sent from my Verizon, Samsung Galaxy smartphone

-------- Original message --------
From: Pam Robinson <probinson@gov.nv.gov>
Date: 5/23/18 1:51 PM (GMT-08:00)
To: Neena Laxalt <nlaxalt@msn.com>, "Robert D. Burgess" <rdburgess@admin.nv.gov>
Subject: Fleet Services Batteries

Hi Neena and Robbie - Please consider this an e-introduction. Neena represents a new company to Nevada that recently met with Governor Sandoval. The company, Aqua Metals, is a battery disposal/recycle business and is located at the Tahoe Reno Industrial Center. Robbie is the Administrator of Fleet Services and manages the state fleet, except for NDOT and NHP vehicles. I'll leave it up to the two of you to connect, but please let me know if you need any additional information or help.

Pam Robinson
Policy Director
Governor Brian Sandoval
775-684-5670
probinson@gov.nv.gov

AMERICAN OVERSIGHT

Stephanie M. Klapstein

From: Jessica Reed <jessica@nevadadc.org>
Sent: Monday, July 09, 2018 11:13 AM
To: Pam Robinson
Subject: Re: Flights
Attachments: eInvoice, July 18 for PAMELA ROBINSON[12].pdf

Hi Pam – My weekend was great, thanks! Hope yours was great as well. Yes, you are confirmed to depart NM for Reno (connecting in Denver) at 10:15am. I will contact the travel agency for early bird check-in on the 18th. I'll confirm once your early bird check-in is good to go.

Thanks,
Jessica

Jessica Reed| Nevada Washington Office

From: Pam Robinson <probinson@gov.nv.gov>
Date: Monday, July 9, 2018 at 1:44 PM
To: Jessica Reed <jessica@nevadadc.org>
Subject: Flights

Hi Jessica: I hope you had a great weekend and are not too stressed about next week! I'm just confirming that my flight leaves NM for Reno at 10:15 not 11:30. Correct? Also, I tried to get the early bird check for the 18th since I leave so early and SWA says SWABIZ has to make that request. Can you ask NGA to get me early check in please. I'll pay for it if necessary. Thanks.

Pam Robinson
Policy Director
Governor Brian Sandoval
775-684-5670
probinson@gov.nv.gov

AMERICAN OVERSIGHT

NV-DA-20-0615-A-005726

Travel Services Team
Phone: 877-510-4747
support@innovativetvl.com

Electronic Invoice

Prepared For:
ROBINSON/PAMELA

SALES PERSON	KA
INVOICE NUMBER	0521858
INVOICE ISSUE DATE	06 Jul 2018
RECORD LOCATOR	ATMCZK
CUSTOMER NUMBER	031910

Client Address
NATIONAL GOVERNORS ASSOCIATION
44 NORTH CAPITOL STREET
WASHINGTON DC 20001

DATE: Wed, Jul 18

Flight: YY 2160			
From	RENO/TAHOE INTL, NV	Departs	6:35am
To	ALBUQUERQUE, NM	Arrives	11:05am
Duration	3hr(s) 30min(s)	Class	Economy
Type		Meal	
Stop(s)	Non Stop		

DATE: Sun, Jul 22

Flight: YY 4219			
From	ALBUQUERQUE, NM	Departs	10:15am
To	DENVER, CO	Arrives	11:30am
Duration	1hr(s) 15min(s)	Class	Economy
Type		Meal	
Stop(s)	Non Stop		

DATE: Sun, Jul 22

Flight: YY 2890			
From	DENVER, CO	Departs	12:30pm
To	RENO/TAHOE INTL, NV	Arrives	1:45pm
Duration	2hr(s) 15min(s)	Class	Economy
Type		Meal	
Stop(s)	Non Stop		

DATE: Sun, Jul 22

Others	
	RENO/TAHOE INTL
	SOUTHWEST CONFIRMATION

AMERICAN OVERSIGHT

NUMBER NM3FUA
Documents

Billed to: AX XXXXXXXXXXX1035 USD * 0.00

DATE: Sat, Dec 01

Others
SKED CHG - TCC AGENCY DATA ONLY. PLEASE IGNORE.

Ticket Information

Service Fee	XD 0737511581	**Passenger**	ROBINSON PAMELA		
		Billed to:	AX XXXXXXXXXXX1035	USD	* 20.00

Total base fare amount	USD 20.00
Total Taxes	USD 0.00
Net Credit Card Billing	* USD 20.00

Total Amount Due	USD 0.00

ITINERARY NOTES:
OUR 24/7 EMERGENCY SERVICES CENTER CAN BE REACHED AT
855-287-7154 OR 203-907-2677 AFTER BUSINESS HOURS
830AM-530PM M-F. PLEASE NOTE THAT A CHARGES APPLIES
TO ALL ESC CALLS

The carriage of certain hazardous materials, like aerosols, fireworks, and flammable liquids, aboard the aircraft is forbidden. If you do not understand these restrictions, further information may be obtained from your airline.

Your travel arranger provides the information contained in this document. If you have any questions about the content, please contact your travel arranger. For Credit Card Service fees, please see eTicket receipt for total charges.

AMERICAN OVERSIGHT

Stephanie M. Klapstein

From: Andrew Kirst <andrew@avalogistics.com>
Sent: Wednesday, February 21, 2018 12:10 PM
To: Christina Davis
Cc: Charles Kirst
Subject: Re: Follow Up: Meeting Request

Good afternoon Christina,

I hope your year is off to a great start. We are still here and still interested in a meeting. Please let me know if the Governor's schedule might allow for a quick chat.

Thank you,
Andrew Kirst
CEO

t: (800) 516-9694 x 101
f: (888) 744-2501
c: (773) 255-7768
andrew@avalogistics.com
www.avalogistics.com

SCAC: AVQV
MC: 683664

On Mar 16, 2017, at 10:02 AM, Andrew Kirst <andrew@avalogistics.com> wrote:

Sounds great. We're not going anywhere. Good luck with the session.

Thank you,
Andrew Kirst
800-516-9694 x 101
888-744-2501 (fax)
andrew@avalogistics.com
www.avalogistics.com

On Mar 16, 2017, at 9:58 AM, Christina Davis <cmdavis@gov.nv.gov> wrote:

We have not forgotten about you, the Governor's schedule has just been jammed packed with the legislative session in full swing. As soon as I have an opening to offer up, I will get back to you. Apologies for the delay but thank you for your understanding.

Christina Davis
Special Assistant to the Governor
Nevada Governor Brian Sandoval

AMERICAN OVERSIGHT

From: Andrew Kirst [mailto:andrew@avalogistics.com]
Sent: Thursday, March 16, 2017 9:47 AM
To: Christina Davis <cmdavis@gov.nv.gov>
Cc: Charles Kirst <charles@avalogistics.com>
Subject: Follow Up: Meeting Request

Good morning Christina,

We have not heard back from you since last month. Please let me know if you need anything else from me. Hope you're having a great week.

Thank you,
Andrew Kirst
800-516-9694 x 101
888-744-2501 (fax)
andrew@avalogistics.com
www.avalogistics.com

Good morning Christina,

My co-worker / brother Charlie and I can meet whenever it's convenient. I live off of Mayberry by Roy Gomm if that area has an easier spot for a meeting. Happy to go anywhere. Thanks for the reply.

Thank you,
Andrew Kirst

On Feb 15, 2017, at 7:16 AM, Christina Davis <cmdavis@gov.nv.gov> wrote:

Good morning Andrew, thank you for the e-mail. Other than yourself, who would be attending this meeting?

Christina Davis
Special Assistant to the Governor
Nevada Governor Brian Sandoval

Governor Sandoval,

I am Andrew Kirst, a Nevada native and owner of AVA Logistics. We employ just under 30 people in Reno. AVA brings almost $15 million a year into our local economy. We move over 100 truckloads of freight per week and work extensively with a few business at TRIC.

You and I met when AVA won the Supply Chain Excellence award through EDAWN. I would like to meet with you this year to discuss the future of AVA. We have laid out an extensive strategy to grow in 2017. Please let me know if you have an opportunity to discuss.

Thank you,
Andrew Kirst
CEO / Founder

800-516-9694 x 101
888-744-2501 (fax)
andrew@avalogistics.com
www.avalogistics.com

AMERICAN OVERSIGHT

Price quotations are provided by AVA Logistics based on currently available information, and are subject to change without notice. All quotes are intended as estimates only and do not guarantee availability, nor are estimates intended to create a contract for services. Estimates expire 2 hours after delivery unless otherwise specified in writing. No offsets from invoices due to AVA Logistics will be allowed as settlement for loss and damage claims. All prices are in USD.

AMERICAN OVERSIGHT

Stephanie M. Klapstein

From: Ryan McGinness <ryan@nevadadc.org>
Sent: Monday, May 14, 2018 7:15 PM
To: Pam Robinson
Subject: Re: FULCRUM

Bonds is the tightest state nexus. The other stuff is federal that we supported but definitely indirect.

I think talking about what they do is great. Plays into the narrative about new Nevada, renewable energy, innovation etc.

Ryan McGinness | Sent Wirelessly

On May 14, 2018, at 10:08 PM, Pam Robinson <probinson@gov.nv.gov> wrote:

> So talking about the bonds is good? Should he talk about what Fulcrum does?
>
> Sent from my Sprint Samsung Galaxy S® 6 edge.
>
> -------- Original message --------
> From: Ryan McGinness <ryan@nevadadc.org>
> Date: 5/14/18 6:47 PM (GMT-08:00)
> To: Pam Robinson <probinson@gov.nv.gov>
> Subject: FULCRUM
>
> Here's a timeline. I think there was probably a letter in March 2011, but I don't have it.
>
> March 2011:
> - Fulcrum reached out to seek support for their loan guarantee. I was involved in the conversations, and Frank Woodbeck was in the loop from his post at NCED (soon thereafter to become GOED). I looped in Stacey Crowley, then at the Energy Office.
> - Heidi (as CoS) met with Fulcrum, along with Stacey. Stacey sent me a readout and indicated Heidi passed along Gov's support for whatever he can do to help. There was discussion of a letter of support, but I don't have record that it was sent.
> - Heidi directed me to pass along Gov's support to the delegation.
>
> August 2012
> - Fulcrum receives loan guarantee from DOE.
>
> May 2017
> - At the beginning of the Trump Administration, Fulcrum reached out to ask Gov to help protect their loan guarantee. They asked for Gov to make a call to newly-minted Secretary Perdue. I don't have record whether that call happened, but suggested talkers were prepared. (Attached).
>
> September 2017

AMERICAN OVERSIGHT

- Fulcrum CEO met with me for a project update in DC.

December 2017

- During consideration of the Tax Reform bill, worked with CJ Manthe and B&I to protect Private Activity Bonds, which are being used in Nevada for multiple projects including Fulcrum. We reached out to the delegation to indicate our support. PABs were ultimately protected in the final Tax Reform bill.

February 2018

- Outreach from Fulcrum CEO for a meeting, ultimately we couldn't make it happen. Ryan Mulvenon, their local lobbyist, wrote:
    - We don't have anything imminent/urgent to discuss from the Nevada angle (other than say thank you again and to go over how they're progressing w/ the facility in TRIC) and the success of the bond offering—but now that we survived tax reform and private activity bonds are still intact—they are starting to get serious about how to start expanding both potentially in Nevada and nationally.

Ryan McGinness | Director
State of Nevada, Washington Office
D: (202) 624-5426 | M: (202) 297-8934
E: ryan@nevadadc.org

AMERICAN OVERSIGHT

Stephanie M. Klapstein

From: steverobinson <steverobinson@reagan.com>
Sent: Friday, June 29, 2018 7:48 AM
To: Pam Robinson
Subject: Re: Fwd: MORNING NEWS CLIPS: 06/29/18

Think maybe AL s school plan pretty good.
How'd we come out on boarding passes?
In the 80s here all weekend

Sent from my Sprint Samsung Galaxy S9+.

-------- Original message --------
From: Pam Robinson <probinson@gov.nv.gov>
Date: 6/29/18 7:01 AM (GMT-08:00)
To: steverobinson <steverobinson@reagan.com>
Subject: Fwd: MORNING NEWS CLIPS: 06/29/18

Sent from my Sprint Samsung Galaxy S® 6 edge.

-------- Original message --------
From: Mary-Sarah Kinner <mkinner@gov.nv.gov>
Date: 6/29/18 7:54 AM (GMT-07:00)
To: Mary-Sarah Kinner <mkinner@gov.nv.gov>
Subject: MORNING NEWS CLIPS: 06/29/18

MORNING NEWS CLIPS: 06/29/18

NEVADA NEWS:

Nevada marijuana tax revenue blows past 12-month projections: LAS VEGAS SUN

Nevada Attorney General Adam Laxalt releases school safety report: LAS VEGAS REVIEW JOURNAL

Las Vegas summit highlights need for workplace learning: LAS VEGAS REVIEW JOURNAL

Nevada marijuana sales have another strong month: LAS VEGAS REVIEW JOURNAL

Nevada Highway Patrol to equip officers with overdose reversal drug: LAS VEGAS REVIEW JOURNAL

AMERICAN OVERSIGHT

Nevada pot taxes exceed yearly projection in 10 months: NEVADA APPEAL

Officials told Nevada lacks indigent defendant services: NEVADA APPEAL

Nevada attorney general presents safe school plan: NEVADA APPEAL

Nevada's safe campus plan looks at 'red flag' gun laws: ASSOCIATED PRESS

Big Pharma abandons lawsuit over Nevada's insulin pricing transparency law after state approves trade secret protection regulations: THE NEVADA INDEPENDENT

Laxalt's school safety report recommends more funding for law enforcement, 'red flag' policies on guns for mentally ill: THE NEVADA INDEPENDENT

NATIONAL NEWS:

Amazon launches start-up service to deliver its own packages: ASSOCIATED PRESS

Nevada marijuana tax revenue blows past 12-month projections

Chris Kudialis

Las Vegas Sun

https://lasvegassun.com/news/2018/jun/28/nevada-marijuana-tax-revenue-blows-past-12-month-p/

Tax revenue from marijuana sales in Nevada surpassed official projections for the first year of recreational sales in just 10 months, according to new figures released Thursday by the Nevada Department of Taxation.

Authorities said $6.55 million in state marijuana tax was raised in April, putting Nevada at $55.53 million in total tax collections since recreational marijuana sales began on July 1, 2017. That exceeds the initial 12-month projection of $50.3 million through July 1, 2018.

“Both taxes that contribute to that total have substantially outperformed projections,” said Bill Anderson, executive director of the Nevada Department of Taxation.

The 15 percent wholesale tax — paid by cultivation and production facilities that supply dispensaries — generated nearly $3 million in April.

AMERICAN OVERSIGHT

The 10 percent excise tax brought in about $3.6 million. The excise tax, paid only on recreational pot, has raised $34 million this fiscal year.

Gov. Brian Sandoval's office projected that the two taxes combined would raise an average of $5 million a month from July 2017 to July 2019, a total of $120 million.

Officials projected the first year of recreational sales would raise lesser amounts, with the final six months of 2019 ramping up to collect the most.

By law, revenue from the wholesale tax is allocated to fund state and local government regulation of the industry, and what's left is deposited into the Distributive School Account. Revenue from the excise tax is deposited into the Nevada Rainy Day Fund.

Nevada Attorney General Adam Laxalt releases school safety report

Meghin Delaney

Las Vegas Review Journal

https://www.reviewjournal.com/news/politics-and-government/nevada/nevada-attorney-general-adam-laxalt-releases-school-safety-report/

Nevada Attorney General Adam Laxalt released a wide-ranging set of recommendations on school safety Thursday, but there's no clear idea of what the measures may cost or who would foot the bill.

The report stems from a school safety summit Laxalt held in March with education and safety officials after a Feb. 14 shooting at a school in Parkland, Florida, reignited the national conversation on school safety nationwide. During that summit, he stressed prioritizing the physical safety and "hardening" of schools to make it more difficult for an assailant to enter campus.

"Our goal was to provide as much information as humanly possible," Laxalt, the Republican candidate for governor, told the Review-Journal on Thursday.

On funding, he said it would be a “balancing act” that would be up to the next Legislature and governor to work on.

The seven major themes of the report including increasing police presence, adding new safety features, improving communication between schools and law enforcement officials and enacting “red flag” laws to evaluate potential threats with a nexus to mental illness or domestic violence.

Governor Brian Sandoval, who also convened a school safety task force in the wake of the Parkland shooting, declined to comment on the report. Laxalt said he will send the report to the governor’s task force for consideration.

Laxalt recommends districts attempt to move toward having a police officer in every school, although the report recognizes that is often cost prohibitive, particularly in the rural areas.

The report incorrectly notes the officers serving in Clark County schools are Metropolitan Police Department officers. The school district has its own police department, although often works with Metro when responding to incidents.

There are some physical recommendations, including more clearly marking school buildings from the outside to ensure law enforcement reporting to scene can find the right location, increasing perimeter fencing and having one entry on all campuses. The report also recommends reducing shrubbery outside the school so an active assailant cannot hide.

The report includes other actionable items, many of which the Legislature would need to take up. Laxalt recommends clarifying an exemption to the state’s public records law so that law enforcement can share emergency response plans confidentially. He wants to expand some privacy measures through a new anti-bullying app, called Safe Voice, by changing Nevada Administrative Code.

Christy McGill, who works in the Nevada Department of Education and oversees anti-bullying efforts, said in a statement the recommendations would be helpful as conversations around school safety continue.

“Teamwork will be key as schools, law enforcement, students, parents, community and mental health come together to create safe and respectful schools,” she said.

Laxalt also issued a memorandum on the Federal Educational Rights and Privacy Act to clarify when it’s appropriate for school districts to immediately share information with law enforcement. FERPA generally protects student information,

AMERICAN OVERSIGHT

and there have been cases where schools have been hesitant to share information because they do not want to violate FERPA. The memorandum clarifies emergency cases.

The report also does not mention whether Laxalt thinks districts should take advantage of an existing Nevada law which allows principals to give employees written permission to carry guns in schools. On Thursday, he reiterated he thinks that should be a local decision.

“It’s certainly not something we talked about as a statewide solution,” he said.

Most of the state’s 17 districts — including Clark County — do not allow principals to give teachers permission, although there’s been increased conversation around the topic.

Background check law

On Thursday, Nevada Democrats spokeswoman Helen Kalla said it was clear Laxalt scrambled to finish the report after the group criticized him for how long it took to be compiled.

“The fact is that Laxalt is nothing more than a puppet for the Washington gun lobby, even working with them to block the ballot measure to expand background checks, which he has since refused to work to enforce after Nevada voters approved it,” Kalla said in a statement.

The campaign for Steve Sisolak, the Democrat running for governor, cited Laxalt’s conclusion that a voter-approved background check law cannot be legally enforced as reason to dismiss the attorney general’s safety plan.

“Adam Laxalt can’t even be trusted to work to enforce the voter-approved background check law,” campaign press secretary Christina Amestoy said. “As governor, Steve will take every common sense step he can to keep our children safe.”

Governor’s committee

Chaired by former state superintendent Dale Erquiaga, the 25-person group convened by Governor Brian Sandoval is set to deliver a set of recommendations in July. Sandoval will consider the recommendations and may build them into his draft budget.

During the first task force meeting in May, Equiaga split the large group into two factions, to "wordsmith and craft" recommendations. One group is focus on safety aspects, and the other will focus on the well-being of students.

But Sandoval's power is limited, as he leaves office before the next Legislature convenes. Ultimately, the next governor will have control over whether any proposed safety measures move forward to the Legislature.

The group is slated to meet through the end of calendar year, to continue to look at long-term solutions to school safety issues.

Las Vegas summit highlights need for workplace learning

Bailey Schulz

Las Vegas Review Journal

https://www.reviewjournal.com/business/las-vegas-summit-highlights-need-for-workplace-learning/

Nevada will need to create at least 270,000 jobs over the next 12 years to meet the growing needs of tomorrow's workforce. Work-based learning can help fill those positions.

That's according to Jeremy Aguero, principal of Applied Analysis.

"We need to train these students to be thinkers and doers," he said.

Aguero's comments came during the Governor's Education to Workforce Summit held Thursday at The Smith Center, where employers, analysts, educators and members of governmental organizations such as the Governor's Office of Workforce Innovation, gathered to discuss work-based learning opportunities.

Work-based learning can help connect the workforce of tomorrow with in-demand jobs, according to Manny Lamarre, the executive director of OWINN. He said the state hopes to have 55,000 young adults engaged in work-based learning — which includes internships, co-ops, apprenticeships and more — by 2025.

"We need more young people entering the workforce to support the tax dollars, to support our community," Lamarre said.

There are currently about 512,400 students in the state's K-12 system. Even with more Nevada students obtaining degrees for in-demand fields like health services, nursing, sciences and engineering, Aguero said more needs to be done.

"It's not even close enough in terms of what's going to be necessary to ensure that those half-million students that are coming through our system are ready to take the jobs that are going to be available to them in a decade when they come out of school," he said.

There are a number of ways to create jobs for this growing workforce, Aguero said, including more internship and apprenticeship programs. But it's important to keep in mind the types of jobs Nevada needs to fill.

The state falls about about 8,000 jobs short of the national average in professional and business services, 11,000 short in information, 64,000 short in manufacturing and 80,000 short in education and health services.

"Our economy is more diversified today than it was at the peak of the last economic cycle," Aguero said. "But we are not a diversified economy."

Lieutenant Jeff Varner works with Nevada Highway Patrol interns. He said law enforcement isn't the most sought-after line of work, but work-based learning programs have helped.

"It provided us with an opportunity to recruit," Varner said. "You get a little bit of experience within the agency, and there's a possibility that we'll have these interns come back to us."

Gov. Brian Sandoval, who was unable to attend the event but relayed a message via video, said Nevada is expected to have about 630,000 open jobs by 2024. A majority of those will require more than a secondary diploma, but less than a four-year degree.

AMERICAN OVERSIGHT

“If Nevada is to continue to grow and thrive economically, we must provide skilled workers to employers and allow young adults to participate in the workforce,” he said.

Mary Beth Sewald, president and CEO of the Las Vegas Metro Chamber of Commerce and the keynote speaker at Thursday’s summit, said it’s important to connect young people with the credentials and experiences needed to find adequate jobs.

“We just cannot sustain these long-term economic growth issues that we have and compete in a global economy unless we really get serious about marrying education and the workforce,” she said. “It needs to be education that is more focused on marketable and practical skill sets that are actually relevant to what employers need.”

She said employers and organizations need to commit to programs like internships, mentorships and apprenticeships to make a difference in the lives of the workforce of tomorrow.

“Workforce training can’t be two years behind,” she said. “It needs to be two years ahead.”

Nevada marijuana sales have another strong month

Wade Tyler Millward

Las Vegas Review Journal

https://www.reviewjournal.com/news/pot-news/nevada-marijuana-sales-have-another-strong-month/

Days before the first anniversary of recreational marijuana sales in Nevada, the industry has given the state a present.

Data from the state Department of Taxation show the amount of tax revenue from marijuana has exceeded state projections for the first year — two months ahead of time.

The state collected $6.55 million in marijuana tax revenues in April, bringing the total since recreational sales become legal to $55.53 million, according to the department Thursday.

AMERICAN OVERSIGHT

The recreational marijuana industry has accounted for 17 percent of the state's taxable sales base this year, according to the department.

April numbers didn't break the monthly record set in March. July 2017, the first month for recreational marijuana, remains the lowest period of tax revenue from marijuana.

The total combined sales for medical, recreational and marijuana-related goods since recreational became legal is $433.51 million.

A year into recreational sales, and four years into the legalized sales of medical marijuana, the industry still has its critics.

Kevin Sabet, co-founder of Alexandria, Virginia-based Smart Approaches to Marijuana, said better data on the effects of legalization on crime, impaired driving, the black market and other facets of life are needed.

"One year is simply not enough time to truly grasp the damaging effects legalization has on a state," Sabet said. "It will take decades for a full assessment."

Nevada Highway Patrol to equip officers with overdose reversal drug

Jessie Bekker

Las Vegas Review Journal

https://www.reviewjournal.com/local/local-nevada/nevada-highway-patrol-to-equip-officers-with-overdose-reversal-drug/

The Nevada Highway Patrol announced Thursday that it will equip officers who undergo training with the opioid-overdose reversal drug, naloxone.

Each trooper that completes the hourlong online training will be given two doses of the naloxone nasal spray, sold under the brand Narcan, according to a news release from the Nevada Department of Public Safety Highway Patrol Division.

The training, which debuted Wednesday, is not mandatory, Trooper Jason Buratczuk said.

The drug can be used up to an hour and a half after a person has overdosed on an opioid, including heroin, the release said. Once administered, naloxone causes a person to enter withdrawal.

There were 12.8 opioid overdose deaths per 100,000 Nevadans in 2016, according to state data.

Nevada pot taxes exceed yearly projection in 10 months

Geoff Dornan

Nevada Appeal

https://www.nevadaappeal.com/news/government/nevada-pot-taxes-exceed-yearly-projection-in-10-months/

Nevada's marijuana tax revenues have surpassed the fiscal year projection in just 10 months.

Taxation Department Director Bill Anderson said through April, the combined revenues from the medical and recreational marijuana taxes total $55.53 million. He said that's 110 percent of what was projected for all of fiscal 2018. He said the Wholesale Marijuana Tax paid by cultivators of medical and recreational marijuana brought in $21.47 million so far. The Retail Marijuana Tax paid by non medical retail purchasers generated $34.06 million.

Pot tax revenue for the entire fiscal 2018 was projected to be $50.32 million.

Taxable sales for medical and recreational marijuana through April total $433.51 million.

Anderson said when looked at another way, total taxable sales are up $1.96 billion for the 10-month period while marijuana related sales are up more than $338 million.

"In other words, the launch of the adult-use industry accounts for a bit more than 17 percent of the overall growth in Nevada's taxable sales base so far this fiscal year," he said.

AMERICAN OVERSIGHT

For just April, Anderson said marijuana tax revenues were $6.55 million. That's less than March, which recorded a bit more than $7 million in tax revenues.

The Wholesale Marijuana Tax rate is 15 percent on revenues generated by cultivators along with fees, penalties and assessments. After paying costs of enforcing and collecting the tax, $5 million of that revenue goes to local governments and the rest to the state's K-12 education budget.

The Retail Marijuana Tax is 10 percent and those revenues go into the state's Rainy Day Fund.

Officials told Nevada lacks indigent defendant services

Geoff Dornan

Nevada Appeal

https://www.nevadaappeal.com/news/government/officials-told-nevada-lacks-indigent-defendant-services/

The executive director of the Sixth Amendment Center said Thursday Nevada needs to provide more support and services to improve legal representation to indigent defendants in the state's rural counties.

David Carroll told the Right to Counsel Commission headed by Supreme Court Justice Michael Cherry the U.S. Supreme Court says under the 14th Amendment, "the state must guarantee local government is capable of providing adequate representation and must ensure they are doing so."

He said Nevada has no mechanism to oversee the indigent defense process operated independently by most of the state's counties.

The 6th Amendment guarantees defendants a fair and speedy trial, an attorney and the right to confront his or her accusers.

In some Nevada counties such as Humboldt, he said the system is working. District Judge John Stegelmilch told the commission it's working well in Lyon, too.

AMERICAN OVERSIGHT

But that's not the case statewide.

"The state is failing that 14th Amendment obligation," Carroll said, adding, as a result, Nevada is being sued by the American Civil Liberties Union that argues defendant rights are being violated in many cases.

"The state is responsible for whatever problems that have endured for the past 20 years because it's a state responsibility," Carroll said.

As an example, he said, "No one can say with clarity how much is being spent on indigent services." He said five rural counties don't even show public defender expenditures as a separate budget item.

The state public defender only provides those services in Carson City and Storey County. The largest counties, Clark and Washoe, have fully staffed public defender offices. For the rest of the state, the counties are on their own with no state funding or other support.

Carroll conducted an extensive study of how Nevada counties provide indigent defense services, visiting every court in the state in the process. He said he and rural county officials believe local governments are in the best position to decide how to provide those services in each jurisdiction because one size doesn't fit all. He said recreating the statewide public defender's operation that was disbanded in 1980 isn't the answer and locals universally believe public defenders who live in their communities are better able to provide those legal services. In some cases, he said that would be private lawyers under contract to provide legal services. In others, they would be county employees.

He said the counties are concerned the state might step in and just take over the system, imposing one system on everyone.

But he said those jurisdictions made it clear they would welcome state involvement and support in providing services such as creating a central repository for data so county commissioners have some place to go to determine if the applicants for those public defender contracts are good or bad for the jobs.

"What if the state body vetted attorneys so they know this attorney can handle these kinds of cases?" he asked.

He said everyone of the more than 150 interviewed for his study agreed rural public defenders could use training and would appreciate the state taking on that responsibility. In addition, he said they supported the idea of the state listing

AMERICAN OVERSIGHT

NV-DA-20-0615-A-005745

qualified investigators in different specialties as well as expert witnesses to help both contract public defenders and those employed directly by the counties find qualified help to defend people.

Commission member Drew Christensen representing the Clark County Commission said that county is trying to keep a repository of qualified experts available to lawyers. He said in Clark, the most common request is for psychologists.

Carroll said the Clark County public defender's office provides training and maybe the state could partner with them to provide classes and support for rural defense counsel.

The commission will meet again July 27 to hear more from Carroll on some counties that are having more problems with indigent defense.

Nevada attorney general presents safe school plan

Geoff Dornan

Nevada Appeal

https://www.nevadaappeal.com/news/government/nevada-attorney-general-presents-safe-school-plan/

Attorney General Adam Laxalt on Thursday issued a series of recommendations to improve school safety.

The recommendations were generated in the March Law Enforcement Summit on School Safety and will be submitted to the governor's Statewide School Safety Task Force and the Nevada Legislature.

He said the recommendations focus on seven major topics and includes some things that will require legislative action or long term planning.

"Our schools should be places of teaching and learning, not the site of violent crimes," he said.

The proposals listed include:

Increase patrols by school resource officers, reducing response times for any incident or attack;

Enhancing the existing technologies for running background checks and criminal histories on suspects;

Modernizing safety features in schools including changes to floor plan designs;

Creating active-assailant training programs for law enforcement, teachers and students, establishing incident command procedures;

Evaluating potential threats to schools and improving communications between teachers, administrators and law enforcement. Establishing response plans for specific schools and improving training programs; and

Enacting laws to reinforce mental health services and strengthening the ability to evaluate and address potential threats, especially related to mental illness or domestic violence. That would include encouraging students to download the "SafeVoice Nevada" mobile app.

"I am confident that, if Nevada takes these important steps, our schools and children will be safer," Laxalt said.

Laxalt told The Associated Press the question of letting teachers carry guns on campus should be left to individual school districts.

"I would not propose that we force anyone who doesn't want to, to carry a gun," he said.

Another recommendation was the Legislature next year should consider a "red flag" law to allow judges to approve petitions to confiscate guns from people found to pose a "serious and immediate threat of violence to themselves or others."

His office couldn't be reached to explain what those recommendations would cost to implement or where the money would come from.

AMERICAN OVERSIGHT

But in the recommendations it was stated federal grants could fund expansion of a student tracking system more comprehensive than one already used in the Clark County School District. It would flag for administrators those students who pose "even a marginal threat of violence to other students and teachers."

Nevada's safe campus plan looks at 'red flag' gun laws

Ken Ritter

Associated Press

https://elkodaily.com/news/state-and-regional/nevada-s-safe-campus-plan-looks-at-red-flag-gun/article_fb76e8a9-6f80-541b-a3bb-01a4b5d60183.html#tracking-source=home-top-story-1

LAS VEGAS (AP) — Hardening school campuses, encouraging students to report troubled classmates and having the Legislature look at so-called “red flag” laws to confiscate guns from people deemed to be a threat are among ways to make Nevada schools safer, the state attorney general said Thursday.

A school safety report from Attorney General Adam Laxalt calls for expanded use of a mobile app called SafeVoice Nevada, widening an assessment program to identify and track troubled students from one school to another, and added armed officers on campus who, in Laxalt’s words, are “trained, armed and able to immediately take out an assailant.”

“It was unanimous in our summit that the more resources they have, the faster they can respond to a school incident,” Laxalt said in an interview.

Laxalt referred to a “summit” he convened with law enforcers and school officials in March — the same day students walked out of schools to remember the 17 people killed in a shooting at a high school in Parkland, Florida.

Laxalt told The Associated Press the question of letting teachers carry guns on campus should be left to individual school districts.

“I would not propose that we force anyone who doesn’t want to to carry a gun,” he said.

The Republican attorney general, who is running to replace term-limited GOP Gov. Brian Sandoval, said he also spoke broadly about school safety with U.S. Attorney General Jeff Sessions on Monday in Reno.

AMERICAN OVERSIGHT

Laxalt's 32-page report is separate from a study commissioned in February by Sandoval.

A 25-member task force has been meeting and plans to submit its report to the governor in August, Christy McGill said, a state education official involved in both efforts. She said the governor's task force may incorporate some elements of Laxalt's report in its recommendations for changes to state law.

"We're really pushing for everyone to work as a team," McGill said.

Since most school shootings are carried out by students at schools they attend, Laxalt's report said federal grants could fund expansion of a student tracking system more comprehensive than one already used in the Clark County School District in and around Las Vegas. It would flag for administrators those students who pose "even a marginal threat of violence to other students and teachers."

Laxalt, who has campaign backing from the National Rifle Association, has been blamed with Sandoval for not enacting a gun background check initiative that they opposed but that voters approved in November 2016. It would turn over to the FBI the responsibility for vetting gun buyers during private gun sales. Sandoval and Laxalt say that a state gun-buyer screening program is more complete, and that the FBI has refused to take the job.

"Our current system is a strong system— more comprehensive than the federal system," Laxalt said Thursday.

His recommendation is to automate and streamline the state Central Repository for Nevada Records of Criminal History to more quickly add mental health findings and court records of actions such as protective orders.

"We want to ensure there are no gaps in the system for people wanting to purchase firearms, and that law enforcement can access information in real time," Laxalt said.

The Legislature next year should consider a "red flag" law to allow judges to approve petitions to confiscate guns from people found to pose a "serious and immediate threat of violence to themselves or others," the report said.

Laxalt said any measure must also ensure "proper due process for the person potentially getting their firearm seized."

AMERICAN OVERSIGHT

Hardened campuses could be built with bullet-resistant materials, perimeter fencing and key-card identification at doorways, the report said. It points to upgraded video surveillance with more cameras in classrooms; public address systems capable of reaching students and teachers on campus; and the ability to promptly notify family members in an emergency.

The report recommends encouraging more students, parents, teachers and administrators to use the Nevada SafeVoice mobile app, and calls for Sandoval to sign a "statement of emergency regulations" to allow tips about school threats to be forwarded to police and sheriffs for investigation.

It provides an attorney general's office opinion that a Federal Family Educational Rights and Privacy Act of 1974 requirement for parental permission to disclose information does not apply because school officials can invoke a health and safety exception.

Big Pharma abandons lawsuit over Nevada's insulin pricing transparency law after state approves trade secret protection regulations

Megan Messerly

The Nevada Independent

https://thenevadaindependent.com/article/big-pharma-abandons-lawsuit-over-nevadas-insulin-pricing-transparency-law-after-state-approves-trade-secret-protection-regulations

Two national drug lobbying organizations dropped a lawsuit Thursday challenging the constitutionality of Nevada's first-in-the-nation insulin pricing transparency law a little less than a month after the state approved regulations allowing drug companies to protect certain information they turn over to the state from public disclosure.

Attorneys representing two associations and the state agreed in a joint court filing that the newly adopted regulations resolve drug companies' concerns that the new law would require manufacturers of diabetes drugs to disclose trade secret-protected information in conflict with federal law and in violation of the U.S. Constitution. The decision to abandon a legal fight comes nine months after the Pharmaceutical Researchers and Manufacturers of America (PhRMA) and the Biotechnology Innovation Organization (BIO) challenged the law in U.S. District Court.

PhRMA's Executive Vice President and General Counsel James Stansel said in a statement Thursday that the regulations addressed the "most significant legal flaw" in the legislation and that it had agreed to drop its lawsuit "given the changes to the interpretation and implementation of the law." However, he noted that the association was doing so while "specifically reserving rights to reinstitute the litigation in the future."

AMERICAN OVERSIGHT

In the joint filing, both sides agreed that drug companies could take action against the state in federal court for disclosing any information that is considered a trade secret under federal trade secret law.

It is unclear what changed since earlier this month when the drug lobbying organizations withdrew a motion asking the court to temporarily halt the law from being implemented in light of the newly-approved regulations but reiterated their belief that the law is unconstitutional on its face and that there is no legal way for it to be executed without violating the U.S. Constitution.

“Plaintiffs continue to believe that SB 539 is facially unconstitutional for the reasons explained in their pending motion for summary judgment,” the drug lobbying associations wrote in a June 8 filing.

The organizations had also expressed significant concern with the regulations as written before they were approved.

A spokeswoman for PhRMA said that drug companies want to have a “thoughtful conversation” with lawmakers, patients and others in the state on improving affordability and access to drugs and blamed recent price increases on the middlemen in the drug pricing process known as pharmacy benefit managers (PBMs), which act as the go-betweens for drug companies and insurers.

“While biopharmaceutical manufacturers rebate more than one-third of a medicine’s sticker price back to middlemen, those savings often don’t make it to the patient at the pharmacy counter, even while these middlemen continue to grow their profits,” PhRMA spokeswoman Priscilla VanderVeer said in a statement. “Patients need solutions that actually lower their out-of-pocket costs and we look forward to working with every health care stakeholder in Nevada to make that a reality.”

The law, which was passed during the 2017 legislative session and heavily lobbied against by the pharmaceutical industry, requires manufacturers of so-called essential diabetes drugs and PBMs to report certain data points to the state in an attempt to understand the reasons for year over year increases in the price of those drugs. Those data points include things like profits manufacturers have earned from the drug, the cost of research that went into it and the profits PBMs have kept from negotiating rebates on the drugs.

The original bill, sponsored by Democratic Sen. Yvanna Cancela, only required disclosures from drug manufacturers but was vetoed by the governor partly because it didn’t mandate the same level of transparency from PBMs. The vetoed bill was eventually grafted onto a PBM transparency measure sponsored by Republican Senate Leader Michael Roberson and signed into law by the governor.

AMERICAN OVERSIGHT

The regulation, which was approved by the Department of Health and Human Services late last month, allows drug manufacturers and PBMs to request that information they report to the state be kept confidential if they believe its disclosure would constitute a misappropriation of a trade secret. Then, if the department receives a public records request to release that information, state officials would make an initial determination about whether the information constitutes a trade secret and should be released but allow manufacturers 30 days to take action in court to prevent the disclosure of the information if they disagree.

Bobbette Bond, the policy director for the Culinary Health Fund who helped shepherd the law through the legislative process, praised the Department of Health and Human Services for working hard to figure out a way to move forward but expressed disappointment that the state essentially conceded that federal trade secret law preempts state law. The legislation specifically removed the information manufacturers and PBMs report to the state from the state's trade secret law in order to remove any potential concerns over its disclosure.

"We will now see how this plays out when PhRMA next claims that information about how they set prices is more important than the public interest in understanding their rising prices and profits for medicine often funded by taxpayer dollars and essential for survival," Bond said in an email.

Attorney General and Republican gubernatorial candidate Adam Laxalt, whose office represented the department and the governor in the lawsuit, praised the victory in a tweet Thursday evening.

"I'm proud that my office did its job in the PhRMA case. Today's dismissal is a victory for our clients," Laxalt said.

Separately from the lawsuit, the department has decided to delay penalizing any drug manufacturers, sales representatives, pharmacy benefit managers and nonprofit organizations that fail to report information in compliance with the law until January since the regulations were only adopted less than a month ago. The first reports are due to the state on July 1.

In a notice posted to its website earlier this month, the department said that it will not proceed with any enforcement action until Jan. 15 as long as the entities work in good faith to ensure that they are reporting the necessary data — which vary among the four groups — to the state over the next six months. Under the law, any drug company, pharmacy benefit manager or nonprofit organization that fails to report the information required under the law is subject to an up to $5,000 a day penalty, while pharmaceutical reps are subject to an up to $500 a day fine.

The decision to delay enforcement of the penalties also applies to nonprofit organizations involved in the funding of medical research or patient advocacy, which are required to report any donations or anything of value they receive from manufacturers of prescription drugs, certain third parties or pharmacy benefit managers or trade or advocacy groups for such entities. That information is required to be both reported to the state and posted to a publicly available website by Feb. 1.

AMERICAN OVERSIGHT

It also grants pharmaceutical sales reps, who are required to annually report the details of their interactions with doctors, extra leeway. The department has said that about 48 percent of the 2,572 pharmaceutical sales reps in Nevada did not submit reports of their activities to the state for 2017.

Laxalt's school safety report recommends more funding for law enforcement, 'red flag' policies on guns for mentally ill

Jackie Valley and Michelle Rindels

The Nevada Independent

https://thenevadaindependent.com/article/laxalts-school-safety-report-recommends-more-funding-for-law-enforcement-red-flag-policies-on-guns-for-mentally-ill

In an effort to prevent school shootings, Attorney General Adam Laxalt is recommending increased funding for law enforcement to patrol schools, for systems that would electronically transmit criminal records to a background check repository and for capital improvements to schools such as better fencing, bullet-resistant building materials and key card systems.

The 32-page report released by his office Thursday outlines recommendations that fall into several categories — school resource officers, school building design, tactical response to a crisis and threat detection. It's the culmination of a half-day school safety summit he organized in March, which brought together law enforcement officials, teachers, school administrators and security experts to discuss the hot-button issue after a school shooting in Parkland, Florida, left 17 dead and reignited a national debate about school safety and gun control.

"Our schools should be places of teaching and learning, not the site of violent crimes," Laxalt said in a statement. "Just as I have done with Nevada's sexual assault kit backlog, elder abuse crisis and opioid epidemic, I am proud to lead Nevada's effort to bring law enforcement and others together to identify concrete solutions to Nevada's existing public safety problems. I am confident that if Nevada takes these important steps, our schools and children will be safer."

Although Laxalt, the Republican nominee for governor, has recommended numerous changes that would require the Legislature to allocate additional funding, he has also pledged not to raise taxes. His office didn't immediately respond to an inquiry about whether the plans could be pulled off while adhering to a no-new-taxes pledge. Some of the recommendations, however, suggest that local agencies seek federal grants to cover expenses.

What the report doesn't include: any recommendation about arming teachers. The report steered clear of that controversial subject and, in fact, noted that "school staff should not be relied upon to adhere to the active-assailant plan, such as in evacuation, since in most cases they will have been victims themselves, and will be experiencing trauma that potentially makes them unreliable."

AMERICAN OVERSIGHT

Among the recommendations:

Appropriate additional funding, or seek federal funding, to ensure law enforcement can respond quickly to school violence.

Automate criminal record processing to ensure a more complete criminal background check repository, and consider funding a unified electronic records transmission system to keep the database up-to-date.

Strive to create a single point of entry at schools and install multiple security cameras that are accessible to law enforcement.

Develop “new mechanisms” for funding school safety-related capital improvements.

Ensure all law enforcement has copies of floor plans of schools within their jurisdiction.

Pre-designate a single agency as the point of command in the incident of a school shooting, so local police, sheriff’s offices and school police agencies don’t conflict with each other during a crisis.

Make an exemption so that shared active-assailant response plans are confidential and not subject to disclosure through the public records law.

Ensure officers have active assailant training from the FBI. The report notes it will bring the FBI to its next law enforcement summit to provide training.

Establish working relationships between police and school principals, and have law enforcement request school emergency plans.

Fund a statewide system similar to Clark County’s Family Tracs program that would ensure information about a student’s behavioral and disciplinary history follows a student when they move from school to school.

Apply for grants that would increase the ability for law enforcement to assess threats.

Encourage students to download an app called “SafeVoice Nevada,” which debuted last year and allows students to anonymously submit tips to police.

Educate districts so the federal Family Education Rights and Privacy Act (FERPA) is not seen as a barrier to sharing important information about school safety risks.

The Legislature should evaluate whether more mental health-related information, such as medical diagnoses and Legal 2000 records, should be made available to law enforcement in real time.

Counties should look into establishing Mobile Outreach Safety Teams (MOST), which are partnerships between law enforcement and clinicians that assist in de-escalating mental-health crisis situations.

The Legislature should study the effect of “red flag” laws in other states and consider enacting something similar in Nevada. Those laws allow police, family members or prosecutors to petition the courts for a civil order that would temporarily take away a person’s firearms if they’re deemed an immediate threat to themselves or others.

AMERICAN OVERSIGHT

Laxalt held his summit two days after Gov. Brian Sandoval convened school superintendents in Carson City to kick off dialogue about how to bolster student safety. The governor proceeded to issue an executive order creating a School Safety Task Force consisting of 25 members — including two superintendents, principals, teachers, parents, state lawmakers students and a judge, among others — to examine the fears vexing school districts across the nation and offer recommendations for what can be done in Nevada.

The task force will submit an initial report to Sandoval featuring recommendations that could be immediately enacted and then a final report by Nov. 30. Sandoval envisions the task force report as something that could guide lawmakers' policy decisions in the 2019 legislative session, although the recommendations aren't binding and Sandoval will be out of office by then.

Laxalt's report will be submitted to Sandoval's task force and the Legislature.

Amazon launches start-up service to deliver its own packages

Associated Press

https://www.reviewjournal.com/business/amazon-launches-start-up-service-to-deliver-its-own-packages/

SEATTLE — Your Amazon packages, which usually show up in a UPS truck, an unmarked vehicle or in the hands of a mail carrier, may soon be delivered from an Amazon van.

The online retailer, wanting more control over how its packages are delivered, rolled out a program Thursday that lets entrepreneurs around the country launch businesses that deliver Amazon packages. They'll be able to lease blue vans with the Amazon logo stamped on it, buy Amazon uniforms for drivers and get support from Amazon to grow their business. In return, Amazon gets more ways to ship its packages to shoppers without having to rely on UPS, FedEx and other package delivery services.

With these vans on the road, Amazon said more shoppers would be able to track their packages on a map, contact the driver or change where a package is left — all of which it can't do if the package is in the back of UPS or FedEx truck.

Amazon has beefed up its delivery network in other ways: It has a fleet of cargo planes it calls "Prime Air," announced last year that it was building an air cargo hub in Kentucky and pays people as much as $25 an hour to deliver packages with their cars through Amazon Flex.

AMERICAN OVERSIGHT

Recently, the company has come under fire from President Donald Trump who tweeted that Amazon should pay the U.S. Postal Service more for shipping its packages. Dave Clark, Amazon's senior vice president of worldwide operations, said the new program is not a response to the president, but a way to make sure the company can deliver its growing number of orders. "This is really about meeting growth for our future," Clark said.

Through the program, Amazon said it can cost as little as $10,000 for someone to start the delivery business. They don't have to lease the Amazon blue vans, but if they do, those vehicles can only be used to deliver Amazon packages, the company said. The entrepreneur will be responsible for hiring delivery people, and Amazon would be the customer, paying the business to pick up packages from its 75 delivery centers around the country and delivering them to shopper's doorsteps. An Amazon representative declined to give details on how much it will pay for the deliveries.

One man who was part of Amazon's test of the program, told reporters that the number of packages Amazon needs to be delivered keeps his business busy.

"We don't have to go make sales speeches," said Olaoluwa Abimbola, who has hired 40 workers in five months. "There's constant work, every day. All we have to do is show up."

Mary-Sarah Kinner
Communications Director
Governor Brian Sandoval
mkinner@gov.nv.gov

AMERICAN OVERSIGHT

NV-DA-20-0615-A-005756

Stephanie M. Klapstein

From: Hunter, Abigail <AHunter@NGA.ORG>
Sent: Tuesday, February 20, 2018 3:43 PM
To: Read, William; Tureman, Alexander; DeAngelo, Michelle; Christina Davis; Carney,Brenda
Cc: McKenna, Laura; Schinzinger, Alexandra; Storey, Sarah; Allen, Rebecca; Cicchinelli, Arianna
Subject: RE: Gift Protocol and Scheduling [SEC=UNCLASSIFIED]

Hi Will,

Yes that should fine, pending the governors' offices' confirmation that they will be able to give the gifts to Arianna on Friday. I will plan to meet at 5:45 pm at the Embassy on Friday.

Best,

Abigail Hunter
International & Strategy Advisor
NGA Global
National Governors Association
202.719.2870
ahunter@nga.org



From: Read, William [mailto:William.Read@dfat.gov.au]
Sent: Tuesday, February 20, 2018 6:25 PM
To: Hunter, Abigail <AHunter@NGA.ORG>; Tureman, Alexander <Alexander.Tureman@dfat.gov.au>; DeAngelo, Michelle <Michelle.DeAngelo@nj.gov>; Christina Davis <cmdavis@gov.nv.gov>; Carney, Brenda <BCarney@mt.gov>
Cc: McKenna, Laura <Laura.McKenna@dfat.gov.au>; Schinzinger, Alexandra <Alexandra.Schinzinger@dfat.gov.au>; Storey, Sarah <Sarah.Storey@dfat.gov.au>; Allen, Rebecca <Rebecca.Allen2@dfat.gov.au>; Cicchinelli, Arianna <ACicchinelli@NGA.ORG>
Subject: RE: Gift Protocol and Scheduling [SEC=UNCLASSIFIED]

UNCLASSIFIED

Hi Abigail and all,

Many thanks for your assistance with this. Abigail – would 5:45pm on Friday work for the gift exchange, here at the Embassy? Bec has apportioned some time to do the exchange in the 1st floor conference room. Grateful if you could please confirm that this would work for you.

Thanks again,
Will

Will Read
International Development
Embassy of Australia
1601 Massachusetts Avenue NW
Washington DC 20036-2273
Tel: +1 (202) 797 3043 |Cell: +1 (917) 201 1112

AMERICAN OVERSIGHT

NV-DA-20-0615-A-005757

From: Hunter, Abigail [mailto:AHunter@NGA.ORG]
Sent: Monday, 19 February 2018 6:06 PM
To: Tureman, Alexander <Alexander.Tureman@dfat.gov.au>; DeAngelo, Michelle <Michelle.DeAngelo@nj.gov>; Christina Davis <cmdavis@gov.nv.gov>; Carney, Brenda <BCarney@mt.gov>
Cc: Read, William <William.Read@dfat.gov.au>; McKenna, Laura <Laura.McKenna@dfat.gov.au>; Schinzinger, Alexandra <Alexandra.Schinzinger@dfat.gov.au>; Storey, Sarah <Sarah.Storey@dfat.gov.au>; Allen, Rebecca <Rebecca.Allen2@dfat.gov.au>; Cicchinelli, Arianna <ACicchinelli@NGA.ORG>
Subject: RE: Gift Protocol and Scheduling [SEC=UNCLASSIFIED]

Hi everyone,

Arianna will be seated in a meeting room on the first floor of the JW Marriott all day Friday. If you are able to drop your gifts off there, we can transport them to the reception at the Embassy on Friday evening. I will be able to take the gifts for the governors back from the embassy and deliver them to your staff as well.

Please let me know if this works, if you have any questions or if there are other solutions. I will share the room number Arianna will be in when we confirm it tomorrow.

Best,

Abigail Hunter
International & Strategy Advisor
NGA Global
National Governors Association
202.719.2870
ahunter@nga.org



From: Tureman, Alexander [mailto:Alexander.Tureman@dfat.gov.au]
Sent: Monday, February 19, 2018 4:02 PM
To: DeAngelo, Michelle <Michelle.DeAngelo@nj.gov>; Christina Davis <cmdavis@gov.nv.gov>; Carney, Brenda <BCarney@mt.gov>
Cc: Hunter, Abigail <AHunter@NGA.ORG>; Read, William <William.Read@dfat.gov.au>; McKenna, Laura <Laura.McKenna@dfat.gov.au>; Schinzinger, Alexandra <Alexandra.Schinzinger@dfat.gov.au>; Storey, Sarah <Sarah.Storey@dfat.gov.au>; Allen, Rebecca <Rebecca.Allen2@dfat.gov.au>; Cicchinelli, Arianna <ACicchinelli@NGA.ORG>
Subject: Gift Protocol and Scheduling [SEC=UNCLASSIFIED]

UNCLASSIFIED

Hi All –

On this email I've included the folks I worked with from the respective Governors' offices on gift exchanges. I've also included two NGA representatives in Abigail Hunter and Arianna Cicchinelli, who've helped immensely with coordinating all things Winter Meeting. Finally, I've cc-ed the Embassy's gift officer/liaison Will Read.

Protocol for exchanging gifts is done at a staff level in Australia, so the purpose of this email is to find the best time that Will Read can exchange gifts with Governors' staff. He'll have the PM's gifts for Governors Sandoval, Bullock and Murphy in hand by Thursday afternoon.

AMERICAN OVERSIGHT

We're hoping to have any gift exchanges completed on Friday as the PM is departing Washington directly from the NGA Winter Meeting at the JW Marriott on Saturday. Two options we discussed:

1) Will Read exchanging any gifts with a NGA representative and/or Governors' staff on Friday at the JW Marriott.
2) Will Read exchanging any gifts with a NGA representative and/or Governors' staff on Friday at the Embassy Reception.

Finally, the PM is required to declare gifts from foreign officials with Australian customs. He also must report the "cost in country" (cost with no sales tax) of the gift with Parliament. If your Governor is planning to provide the PM with a gift, please let Will know the cost of the gift, so we can alert the PM's team.

There are several parties involved here, so if we can find a time to do all of the swaps at once that would be preferable.

Please don't hesitate to let Will or myself know if y'all have any questions.

Best -
Alex

Alex Tureman
Senior Congressional Liaison Officer

Embassy of Australia
1601 Massachusetts Avenue NW
Washington DC 20036-2273

Phone: +1 (202) 797-3279
Cell: +1 (904) 514-6309
Email: Alexander.Tureman@dfat.gov.au



Celebrating the first 100 years *| 1918 – 2018*
#100YrsMateship



The information contained in this electronic transmission, including any attachments, is for the exclusive use of the intended recipient(s) and may contain information that is privileged, proprietary, and/or confidential. If the reader of this transmission is not an intended recipient, or a person responsible for delivering it to the intended recipient, you are hereby notified that any review, dissemination, distribution, or copying of this communication is strictly prohibited. If you have received this communication in error, please immediately notify the sender and delete this message.
The information contained in this electronic transmission, including any attachments, is for the exclusive use of the intended recipient(s) and may contain information that is privileged, proprietary, and/or confidential. If the reader of this transmission is not an intended recipient, or a person responsible for delivering it to the intended recipient, you are hereby notified that any review, dissemination, distribution, or copying of this communication is strictly prohibited. If you have received this communication in error, please immediately notify the sender and delete this message.

AMERICAN OVERSIGHT

NV-DA-20-0615-A-005759

Stephanie M. Klapstein

From: Read, William <William.Read@dfat.gov.au>
Sent: Tuesday, February 20, 2018 3:25 PM
To: Hunter, Abigail; Tureman, Alexander; DeAngelo, Michelle; Christina Davis; Carney,Brenda
Cc: McKenna, Laura; Schinzinger, Alexandra; Storey, Sarah; Allen, Rebecca; Cicchinelli, Arianna
Subject: RE: Gift Protocol and Scheduling [SEC=UNCLASSIFIED]

UNCLASSIFIED

Hi Abigail and all,

Many thanks for your assistance with this. Abigail – would 5:45pm on Friday work for the gift exchange, here at the Embassy? Bec has apportioned some time to do the exchange in the 1st floor conference room. Grateful if you could please confirm that this would work for you.

Thanks again,
Will

Will Read
International Development
Embassy of Australia
1601 Massachusetts Avenue NW
Washington DC 20036-2273
Tel: +1 (202) 797 3043 |Cell: +1 (917) 201 1112

From: Hunter, Abigail [mailto:AHunter@NGA.ORG]
Sent: Monday, 19 February 2018 6:06 PM
To: Tureman, Alexander <Alexander.Tureman@dfat.gov.au>; DeAngelo, Michelle <Michelle.DeAngelo@nj.gov>; Christina Davis <cmdavis@gov.nv.gov>; Carney, Brenda <BCarney@mt.gov>
Cc: Read, William <William.Read@dfat.gov.au>; McKenna, Laura <Laura.McKenna@dfat.gov.au>; Schinzinger, Alexandra <Alexandra.Schinzinger@dfat.gov.au>; Storey, Sarah <Sarah.Storey@dfat.gov.au>; Allen, Rebecca <Rebecca.Allen2@dfat.gov.au>; Cicchinelli, Arianna <ACicchinelli@NGA.ORG>
Subject: RE: Gift Protocol and Scheduling [SEC=UNCLASSIFIED]

Hi everyone,

Arianna will be seated in a meeting room on the first floor of the JW Marriott all day Friday. If you are able to drop your gifts off there, we can transport them to the reception at the Embassy on Friday evening. I will be able to take the gifts for the governors back from the embassy and deliver them to your staff as well.

Please let me know if this works, if you have any questions or if there are other solutions. I will share the room number Arianna will be in when we confirm it tomorrow.

Best,

Abigail Hunter
International & Strategy Advisor
NGA Global
National Governors Association
202.719.2870

AMERICAN OVERSIGHT

ahunter@nga.org



From: Tureman, Alexander [mailto:Alexander.Tureman@dfat.gov.au]
Sent: Monday, February 19, 2018 4:02 PM
To: DeAngelo, Michelle <Michelle.DeAngelo@nj.gov>; Christina Davis <cmdavis@gov.nv.gov>; Carney, Brenda <BCarney@mt.gov>
Cc: Hunter, Abigail <AHunter@NGA.ORG>; Read, William <William.Read@dfat.gov.au>; McKenna, Laura <Laura.McKenna@dfat.gov.au>; Schinzinger, Alexandra <Alexandra.Schinzinger@dfat.gov.au>; Storey, Sarah <Sarah.Storey@dfat.gov.au>; Allen, Rebecca <Rebecca.Allen2@dfat.gov.au>; Cicchinelli, Arianna <ACicchinelli@NGA.ORG>
Subject: Gift Protocol and Scheduling [SEC=UNCLASSIFIED]

UNCLASSIFIED

Hi All –

On this email I've included the folks I worked with from the respective Governors' offices on gift exchanges. I've also included two NGA representatives in Abigail Hunter and Arianna Cicchinelli, who've helped immensely with coordinating all things Winter Meeting. Finally, I've cc-ed the Embassy's gift officer/liaison Will Read.

Protocol for exchanging gifts is done at a staff level in Australia, so the purpose of this email is to find the best time that Will Read can exchange gifts with Governors' staff. He'll have the PM's gifts for Governors Sandoval, Bullock and Murphy in hand by Thursday afternoon.

We're hoping to have any gift exchanges completed on Friday as the PM is departing Washington directly from the NGA Winter Meeting at the JW Marriott on Saturday. Two options we discussed:

1) Will Read exchanging any gifts with a NGA representative and/or Governors' staff on Friday at the JW Marriott.
2) Will Read exchanging any gifts with a NGA representative and/or Governors' staff on Friday at the Embassy Reception.

Finally, the PM is required to declare gifts from foreign officials with Australian customs. He also must report the "cost in country" (cost with no sales tax) of the gift with Parliament. If your Governor is planning to provide the PM with a gift, please let Will know the cost of the gift, so we can alert the PM's team.

There are several parties involved here, so if we can find a time to do all of the swaps at once that would be preferable.

Please don't hesitate to let Will or myself know if y'all have any questions.

Best -
Alex

Alex Tureman
Senior Congressional Liaison Officer

Embassy of Australia
1601 Massachusetts Avenue NW
Washington DC 20036-2273

Phone: +1 (202) 797-3279

AMERICAN OVERSIGHT

Cell: +1 (904) 514-6309
Email: Alexander.Tureman@dfat.gov.au

Celebrating the first 100 years *| 1918 – 2018*
#100YrsMateship

The information contained in this electronic transmission, including any attachments, is for the exclusive use of the intended recipient(s) and may contain information that is privileged, proprietary, and/or confidential. If the reader of this transmission is not an intended recipient, or a person responsible for delivering it to the intended recipient, you are hereby notified that any review, dissemination, distribution, or copying of this communication is strictly prohibited. If you have received this communication in error, please immediately notify the sender and delete this message.

AMERICAN OVERSIGHT

Stephanie M. Klapstein

From: Ryan McGinness <ryan@nevadadc.org>
Sent: Tuesday, February 20, 2018 6:18 AM
To: Christina Davis
Subject: Re: Gift Protocol and Scheduling [SEC=UNCLASSIFIED]

Thanks! I talked with the Aussies this morning and we're coordinating with NGA.

Ryan McGinness | Nevada Washington Office

From: Christina Davis <cmdavis@gov.nv.gov>
Date: Monday, February 19, 2018 at 5:56 PM
To: Ryan McGinness <ryan@nevadadc.org>
Subject: Fwd: Gift Protocol and Scheduling [SEC=UNCLASSIFIED]

Sent from my iPhone, please excuse any typos.

Begin forwarded message:

> **From:** "Tureman, Alexander" <Alexander.Tureman@dfat.gov.au>
> **Date:** February 19, 2018 at 1:02:22 PM PST
> **To:** "DeAngelo, Michelle" <Michelle.DeAngelo@nj.gov>, Christina Davis <cmdavis@gov.nv.gov>, "Carney, Brenda" <BCarney@mt.gov>
> **Cc:** "ahunter@nga.org" <ahunter@nga.org>, "Read, William" <William.Read@dfat.gov.au>, "McKenna, Laura" <Laura.McKenna@dfat.gov.au>, "Schinzinger, Alexandra" <Alexandra.Schinzinger@dfat.gov.au>, "Storey, Sarah" <Sarah.Storey@dfat.gov.au>, "Allen, Rebecca" <Rebecca.Allen2@dfat.gov.au>, "Cicchinelli, Arianna" <ACicchinelli@nga.org>
> **Subject: Gift Protocol and Scheduling [SEC=UNCLASSIFIED]**
>
> **UNCLASSIFIED**
>
> Hi All –
>
> On this email I've included the folks I worked with from the respective Governors' offices on gift exchanges. I've also included two NGA representatives in Abigail Hunter and Arianna Cicchinelli, who've helped immensely with coordinating all things Winter Meeting. Finally, I've cc-ed the Embassy's gift officer/liaison Will Read.
>
> Protocol for exchanging gifts is done at a staff level in Australia, so the purpose of this email is to find the best time that Will Read can exchange gifts with Governors' staff. He'll have the PM's gifts for Governors Sandoval, Bullock and Murphy in hand by Thursday afternoon.
>
> We're hoping to have any gift exchanges completed on Friday as the PM is departing Washington directly from the NGA Winter Meeting at the JW Marriott on Saturday. Two options we discussed:
>
> 1) Will Read exchanging any gifts with a NGA representative and/or Governors' staff on Friday at the JW Marriott.

AMERICAN OVERSIGHT

2) Will Read exchanging any gifts with a NGA representative and/or Governors' staff on Friday at the Embassy Reception.

Finally, the PM is required to declare gifts from foreign officials with Australian customs. He also must report the "cost in country" (cost with no sales tax) of the gift with Parliament. If your Governor is planning to provide the PM with a gift, please let Will know the cost of the gift, so we can alert the PM's team.

There are several parties involved here, so if we can find a time to do all of the swaps at once that would be preferable.

Please don't hesitate to let Will or myself know if y'all have any questions.

Best -
Alex

Alex Tureman
Senior Congressional Liaison Officer

Embassy of Australia
1601 Massachusetts Avenue NW
Washington DC 20036-2273

Phone: +1 (202) 797-3279
Cell: +1 (904) 514-6309
Email: Alexander.Tureman@dfat.gov.au



Celebrating the first 100 years *| 1918 – 2018*
#100YrsMateship



AMERICAN OVERSIGHT

Stephanie M. Klapstein

From: Hunter, Abigail <AHunter@NGA.ORG>
Sent: Monday, February 19, 2018 3:06 PM
To: Tureman, Alexander; DeAngelo, Michelle; Christina Davis; Carney,Brenda
Cc: Read, William; McKenna, Laura; Schinzinger, Alexandra; Storey, Sarah; Allen, Rebecca; Cicchinelli, Arianna
Subject: RE: Gift Protocol and Scheduling [SEC=UNCLASSIFIED]

Hi everyone,

Arianna will be seated in a meeting room on the first floor of the JW Marriott all day Friday. If you are able to drop your gifts off there, we can transport them to the reception at the Embassy on Friday evening. I will be able to take the gifts for the governors back from the embassy and deliver them to your staff as well.

Please let me know if this works, if you have any questions or if there are other solutions. I will share the room number Arianna will be in when we confirm it tomorrow.

Best,

Abigail Hunter
International & Strategy Advisor
NGA Global
National Governors Association
202.719.2870
ahunter@nga.org



From: Tureman, Alexander [mailto:Alexander.Tureman@dfat.gov.au]
Sent: Monday, February 19, 2018 4:02 PM
To: DeAngelo, Michelle <Michelle.DeAngelo@nj.gov>; Christina Davis <cmdavis@gov.nv.gov>; Carney, Brenda <BCarney@mt.gov>
Cc: Hunter, Abigail <AHunter@NGA.ORG>; Read, William <William.Read@dfat.gov.au>; McKenna, Laura <Laura.McKenna@dfat.gov.au>; Schinzinger, Alexandra <Alexandra.Schinzinger@dfat.gov.au>; Storey, Sarah <Sarah.Storey@dfat.gov.au>; Allen, Rebecca <Rebecca.Allen2@dfat.gov.au>; Cicchinelli, Arianna <ACicchinelli@NGA.ORG>
Subject: Gift Protocol and Scheduling [SEC=UNCLASSIFIED]

UNCLASSIFIED

Hi All –

On this email I've included the folks I worked with from the respective Governors' offices on gift exchanges. I've also included two NGA representatives in Abigail Hunter and Arianna Cicchinelli, who've helped immensely with coordinating all things Winter Meeting. Finally, I've cc-ed the Embassy's gift officer/liaison Will Read.

AMERICAN OVERSIGHT

Protocol for exchanging gifts is done at a staff level in Australia, so the purpose of this email is to find the best time that Will Read can exchange gifts with Governors' staff. He'll have the PM's gifts for Governors Sandoval, Bullock and Murphy in hand by Thursday afternoon.

We're hoping to have any gift exchanges completed on Friday as the PM is departing Washington directly from the NGA Winter Meeting at the JW Marriott on Saturday. Two options we discussed:

1) Will Read exchanging any gifts with a NGA representative and/or Governors' staff on Friday at the JW Marriott.
2) Will Read exchanging any gifts with a NGA representative and/or Governors' staff on Friday at the Embassy Reception.

Finally, the PM is required to declare gifts from foreign officials with Australian customs. He also must report the "cost in country" (cost with no sales tax) of the gift with Parliament. If your Governor is planning to provide the PM with a gift, please let Will know the cost of the gift, so we can alert the PM's team.

There are several parties involved here, so if we can find a time to do all of the swaps at once that would be preferable.

Please don't hesitate to let Will or myself know if y'all have any questions.

Best -
Alex

Alex Tureman
Senior Congressional Liaison Officer

Embassy of Australia
1601 Massachusetts Avenue NW
Washington DC 20036-2273

Phone: +1 (202) 797-3279
Cell: +1 (904) 514-6309
Email: Alexander.Tureman@dfat.gov.au



Celebrating the first 100 years *| 1918 – 2018*
#100YrsMateship



The information contained in this electronic transmission, including any attachments, is for the exclusive use of the intended recipient(s) and may contain information that is privileged, proprietary, and/or confidential. If the reader of this transmission is not an intended recipient, or a person responsible for delivering it to the intended recipient, you are hereby notified that any review, dissemination, distribution, or copying of this communication is strictly prohibited. If you have received this communication in error, please immediately notify the sender and delete this message.

AMERICAN OVERSIGHT

Stephanie M. Klapstein

From: Carney, Brenda <BCarney@mt.gov>
Sent: Wednesday, February 21, 2018 11:46 AM
To: Hunter, Abigail; Read, William; Tureman, Alexander; Schafer, Adam; DeAngelo, Michelle; Christina Davis
Cc: McKenna, Laura; Schinzinger, Alexandra; Storey, Sarah; Allen, Rebecca; Cicchinelli, Arianna
Subject: RE: Gift Protocol and Scheduling [SEC=UNCLASSIFIED]

I'm ccing Adam Schafer who will be coordinating from Governor Bullock's office.

From: Hunter, Abigail [mailto:AHunter@NGA.ORG]
Sent: Tuesday, February 20, 2018 4:43 PM
To: Read, William <William.Read@dfat.gov.au>; Tureman, Alexander <Alexander.Tureman@dfat.gov.au>; DeAngelo, Michelle <Michelle.DeAngelo@nj.gov>; Christina Davis <cmdavis@gov.nv.gov>; Carney, Brenda <BCarney@mt.gov>
Cc: McKenna, Laura <Laura.McKenna@dfat.gov.au>; Schinzinger, Alexandra <Alexandra.Schinzinger@dfat.gov.au>; Storey, Sarah <Sarah.Storey@dfat.gov.au>; Allen, Rebecca <Rebecca.Allen2@dfat.gov.au>; Cicchinelli, Arianna <ACicchinelli@NGA.ORG>
Subject: RE: Gift Protocol and Scheduling [SEC=UNCLASSIFIED]

Hi Will,

Yes that should fine, pending the governors' offices' confirmation that they will be able to give the gifts to Arianna on Friday. I will plan to meet at 5:45 pm at the Embassy on Friday.

Best,

Abigail Hunter
International & Strategy Advisor
NGA Global
National Governors Association
202.719.2870
ahunter@nga.org



From: Read, William [mailto:William.Read@dfat.gov.au]
Sent: Tuesday, February 20, 2018 6:25 PM
To: Hunter, Abigail <AHunter@NGA.ORG>; Tureman, Alexander <Alexander.Tureman@dfat.gov.au>; DeAngelo, Michelle <Michelle.DeAngelo@nj.gov>; Christina Davis <cmdavis@gov.nv.gov>; Carney, Brenda <BCarney@mt.gov>
Cc: McKenna, Laura <Laura.McKenna@dfat.gov.au>; Schinzinger, Alexandra <Alexandra.Schinzinger@dfat.gov.au>; Storey, Sarah <Sarah.Storey@dfat.gov.au>; Allen, Rebecca <Rebecca.Allen2@dfat.gov.au>; Cicchinelli, Arianna <ACicchinelli@NGA.ORG>
Subject: RE: Gift Protocol and Scheduling [SEC=UNCLASSIFIED]

UNCLASSIFIED

Hi Abigail and all,

AMERICAN OVERSIGHT

NV-DA-20-0615-A-005767

Many thanks for your assistance with this. Abigail – would 5:45pm on Friday work for the gift exchange, here at the Embassy? Bec has apportioned some time to do the exchange in the 1st floor conference room. Grateful if you could please confirm that this would work for you.

Thanks again,
Will

Will Read
International Development
Embassy of Australia
1601 Massachusetts Avenue NW
Washington DC 20036-2273
Tel: +1 (202) 797 3043 |Cell: +1 (917) 201 1112

From: Hunter, Abigail [mailto:AHunter@NGA.ORG]
Sent: Monday, 19 February 2018 6:06 PM
To: Tureman, Alexander <Alexander.Tureman@dfat.gov.au>; DeAngelo, Michelle <Michelle.DeAngelo@nj.gov>; Christina Davis <cmdavis@gov.nv.gov>; Carney, Brenda <BCarney@mt.gov>
Cc: Read, William <William.Read@dfat.gov.au>; McKenna, Laura <Laura.McKenna@dfat.gov.au>; Schinzinger, Alexandra <Alexandra.Schinzinger@dfat.gov.au>; Storey, Sarah <Sarah.Storey@dfat.gov.au>; Allen, Rebecca <Rebecca.Allen2@dfat.gov.au>; Cicchinelli, Arianna <ACicchinelli@NGA.ORG>
Subject: RE: Gift Protocol and Scheduling [SEC=UNCLASSIFIED]

Hi everyone,

Arianna will be seated in a meeting room on the first floor of the JW Marriott all day Friday. If you are able to drop your gifts off there, we can transport them to the reception at the Embassy on Friday evening. I will be able to take the gifts for the governors back from the embassy and deliver them to your staff as well.

Please let me know if this works, if you have any questions or if there are other solutions. I will share the room number Arianna will be in when we confirm it tomorrow.

Best,

Abigail Hunter
International & Strategy Advisor
NGA Global
National Governors Association
202.719.2870
ahunter@nga.org



From: Tureman, Alexander [mailto:Alexander.Tureman@dfat.gov.au]
Sent: Monday, February 19, 2018 4:02 PM
To: DeAngelo, Michelle <Michelle.DeAngelo@nj.gov>; Christina Davis <cmdavis@gov.nv.gov>; Carney, Brenda <BCarney@mt.gov>
Cc: Hunter, Abigail <AHunter@NGA.ORG>; Read, William <William.Read@dfat.gov.au>; McKenna, Laura <Laura.McKenna@dfat.gov.au>; Schinzinger, Alexandra <Alexandra.Schinzinger@dfat.gov.au>; Storey, Sarah <Sarah.Storey@dfat.gov.au>; Allen, Rebecca <Rebecca.Allen2@dfat.gov.au>; Cicchinelli, Arianna <ACicchinelli@NGA.ORG>
Subject: Gift Protocol and Scheduling [SEC=UNCLASSIFIED]

AMERICAN OVERSIGHT

UNCLASSIFIED

Hi All –

On this email I've included the folks I worked with from the respective Governors' offices on gift exchanges. I've also included two NGA representatives in Abigail Hunter and Arianna Cicchinelli, who've helped immensely with coordinating all things Winter Meeting. Finally, I've cc-ed the Embassy's gift officer/liaison Will Read.

Protocol for exchanging gifts is done at a staff level in Australia, so the purpose of this email is to find the best time that Will Read can exchange gifts with Governors' staff. He'll have the PM's gifts for Governors Sandoval, Bullock and Murphy in hand by Thursday afternoon.

We're hoping to have any gift exchanges completed on Friday as the PM is departing Washington directly from the NGA Winter Meeting at the JW Marriott on Saturday. Two options we discussed:

1) Will Read exchanging any gifts with a NGA representative and/or Governors' staff on Friday at the JW Marriott.
2) Will Read exchanging any gifts with a NGA representative and/or Governors' staff on Friday at the Embassy Reception.

Finally, the PM is required to declare gifts from foreign officials with Australian customs. He also must report the "cost in country" (cost with no sales tax) of the gift with Parliament. If your Governor is planning to provide the PM with a gift, please let Will know the cost of the gift, so we can alert the PM's team.

There are several parties involved here, so if we can find a time to do all of the swaps at once that would be preferable.

Please don't hesitate to let Will or myself know if y'all have any questions.

Best -
Alex

Alex Tureman
Senior Congressional Liaison Officer

Embassy of Australia
1601 Massachusetts Avenue NW
Washington DC 20036-2273

Phone: +1 (202) 797-3279
Cell: +1 (904) 514-6309
Email: Alexander.Tureman@dfat.gov.au



Celebrating the first 100 years *| 1918 – 2018*
#100YrsMateship



The information contained in this electronic transmission, including any attachments, is for the exclusive use of the intended recipient(s) and may contain information that is privileged, proprietary, and/or confidential. If the reader of this transmission is not an intended recipient, or a person responsible for delivering it to the intended recipient, you are hereby notified that any review, dissemination, distribution, or copying of this communication

AMERICAN OVERSIGHT

is strictly prohibited. If you have received this communication in error, please immediately notify the sender and delete this message.

The information contained in this electronic transmission, including any attachments, is for the exclusive use of the intended recipient(s) and may contain information that is privileged, proprietary, and/or confidential. If the reader of this transmission is not an intended recipient, or a person responsible for delivering it to the intended recipient, you are hereby notified that any review, dissemination, distribution, or copying of this communication is strictly prohibited. If you have received this communication in error, please immediately notify the sender and delete this message.

AMERICAN OVERSIGHT

Stephanie M. Klapstein

From: Schafer, Adam <ASchafer@mt.gov>
Sent: Wednesday, February 21, 2018 11:51 AM
To: Carney, Brenda; Hunter, Abigail; Read, William; Tureman, Alexander; DeAngelo, Michelle; Christina Davis
Cc: McKenna, Laura; Schinzinger, Alexandra; Storey, Sarah; Allen, Rebecca; Cicchinelli, Arianna
Subject: RE: Gift Protocol and Scheduling [SEC=UNCLASSIFIED]

Thanks. I will be giving the gifts to Arianna on Friday morning at JW, and she and Abigail will get them to the Embassy for the exchange that evening. - Adam

---

From: Carney, Brenda
Sent: Wednesday, February 21, 2018 12:46 PM
To: Hunter, Abigail <AHunter@NGA.ORG>; Read, William <William.Read@dfat.gov.au>; Tureman, Alexander <Alexander.Tureman@dfat.gov.au>; Schafer, Adam <ASchafer@mt.gov>; DeAngelo, Michelle <Michelle.DeAngelo@nj.gov>; Christina Davis <cmdavis@gov.nv.gov>
Cc: McKenna, Laura <Laura.McKenna@dfat.gov.au>; Schinzinger, Alexandra <Alexandra.Schinzinger@dfat.gov.au>; Storey, Sarah <Sarah.Storey@dfat.gov.au>; Allen, Rebecca <Rebecca.Allen2@dfat.gov.au>; Cicchinelli, Arianna <ACicchinelli@NGA.ORG>
Subject: RE: Gift Protocol and Scheduling [SEC=UNCLASSIFIED]

I'm ccing Adam Schafer who will be coordinating from Governor Bullock's office.

From: Hunter, Abigail [mailto:AHunter@NGA.ORG]
Sent: Tuesday, February 20, 2018 4:43 PM
To: Read, William <William.Read@dfat.gov.au>; Tureman, Alexander <Alexander.Tureman@dfat.gov.au>; DeAngelo, Michelle <Michelle.DeAngelo@nj.gov>; Christina Davis <cmdavis@gov.nv.gov>; Carney, Brenda <BCarney@mt.gov>
Cc: McKenna, Laura <Laura.McKenna@dfat.gov.au>; Schinzinger, Alexandra <Alexandra.Schinzinger@dfat.gov.au>; Storey, Sarah <Sarah.Storey@dfat.gov.au>; Allen, Rebecca <Rebecca.Allen2@dfat.gov.au>; Cicchinelli, Arianna <ACicchinelli@NGA.ORG>
Subject: RE: Gift Protocol and Scheduling [SEC=UNCLASSIFIED]

Hi Will,

Yes that should fine, pending the governors' offices' confirmation that they will be able to give the gifts to Arianna on Friday. I will plan to meet at 5:45 pm at the Embassy on Friday.

Best,

Abigail Hunter
International & Strategy Advisor
NGA Global
National Governors Association
202.719.2870
ahunter@nga.org



AMERICAN OVERSIGHT

From: Read, William [mailto:William.Read@dfat.gov.au]
Sent: Tuesday, February 20, 2018 6:25 PM
To: Hunter, Abigail <AHunter@NGA.ORG>; Tureman, Alexander <Alexander.Tureman@dfat.gov.au>; DeAngelo, Michelle <Michelle.DeAngelo@nj.gov>; Christina Davis <cmdavis@gov.nv.gov>; Carney, Brenda <BCarney@mt.gov>
Cc: McKenna, Laura <Laura.McKenna@dfat.gov.au>; Schinzinger, Alexandra <Alexandra.Schinzinger@dfat.gov.au>; Storey, Sarah <Sarah.Storey@dfat.gov.au>; Allen, Rebecca <Rebecca.Allen2@dfat.gov.au>; Cicchinelli, Arianna <ACicchinelli@NGA.ORG>
Subject: RE: Gift Protocol and Scheduling [SEC=UNCLASSIFIED]

UNCLASSIFIED

Hi Abigail and all,

Many thanks for your assistance with this. Abigail – would 5:45pm on Friday work for the gift exchange, here at the Embassy? Bec has apportioned some time to do the exchange in the 1st floor conference room. Grateful if you could please confirm that this would work for you.

Thanks again,
Will

Will Read
International Development
Embassy of Australia
1601 Massachusetts Avenue NW
Washington DC 20036-2273
Tel: +1 (202) 797 3043 |Cell: +1 (917) 201 1112

From: Hunter, Abigail [mailto:AHunter@NGA.ORG]
Sent: Monday, 19 February 2018 6:06 PM
To: Tureman, Alexander <Alexander.Tureman@dfat.gov.au>; DeAngelo, Michelle <Michelle.DeAngelo@nj.gov>; Christina Davis <cmdavis@gov.nv.gov>; Carney, Brenda <BCarney@mt.gov>
Cc: Read, William <William.Read@dfat.gov.au>; McKenna, Laura <Laura.McKenna@dfat.gov.au>; Schinzinger, Alexandra <Alexandra.Schinzinger@dfat.gov.au>; Storey, Sarah <Sarah.Storey@dfat.gov.au>; Allen, Rebecca <Rebecca.Allen2@dfat.gov.au>; Cicchinelli, Arianna <ACicchinelli@NGA.ORG>
Subject: RE: Gift Protocol and Scheduling [SEC=UNCLASSIFIED]

Hi everyone,

Arianna will be seated in a meeting room on the first floor of the JW Marriott all day Friday. If you are able to drop your gifts off there, we can transport them to the reception at the Embassy on Friday evening. I will be able to take the gifts for the governors back from the embassy and deliver them to your staff as well.

Please let me know if this works, if you have any questions or if there are other solutions. I will share the room number Arianna will be in when we confirm it tomorrow.

Best,

Abigail Hunter
International & Strategy Advisor
NGA Global
National Governors Association
202.719.2870
ahunter@nga.org

AMERICAN OVERSIGHT

From: Tureman, Alexander [mailto:Alexander.Tureman@dfat.gov.au]
Sent: Monday, February 19, 2018 4:02 PM
To: DeAngelo, Michelle <Michelle.DeAngelo@nj.gov>; Christina Davis <cmdavis@gov.nv.gov>; Carney, Brenda <BCarney@mt.gov>
Cc: Hunter, Abigail <AHunter@NGA.ORG>; Read, William <William.Read@dfat.gov.au>; McKenna, Laura <Laura.McKenna@dfat.gov.au>; Schinzinger, Alexandra <Alexandra.Schinzinger@dfat.gov.au>; Storey, Sarah <Sarah.Storey@dfat.gov.au>; Allen, Rebecca <Rebecca.Allen2@dfat.gov.au>; Cicchinelli, Arianna <ACicchinelli@NGA.ORG>
Subject: Gift Protocol and Scheduling [SEC=UNCLASSIFIED]

UNCLASSIFIED

Hi All –

On this email I've included the folks I worked with from the respective Governors' offices on gift exchanges. I've also included two NGA representatives in Abigail Hunter and Arianna Cicchinelli, who've helped immensely with coordinating all things Winter Meeting. Finally, I've cc-ed the Embassy's gift officer/liaison Will Read.

Protocol for exchanging gifts is done at a staff level in Australia, so the purpose of this email is to find the best time that Will Read can exchange gifts with Governors' staff. He'll have the PM's gifts for Governors Sandoval, Bullock and Murphy in hand by Thursday afternoon.

We're hoping to have any gift exchanges completed on Friday as the PM is departing Washington directly from the NGA Winter Meeting at the JW Marriott on Saturday. Two options we discussed:

1) Will Read exchanging any gifts with a NGA representative and/or Governors' staff on Friday at the JW Marriott.
2) Will Read exchanging any gifts with a NGA representative and/or Governors' staff on Friday at the Embassy Reception.

Finally, the PM is required to declare gifts from foreign officials with Australian customs. He also must report the "cost in country" (cost with no sales tax) of the gift with Parliament. If your Governor is planning to provide the PM with a gift, please let Will know the cost of the gift, so we can alert the PM's team.

There are several parties involved here, so if we can find a time to do all of the swaps at once that would be preferable.

Please don't hesitate to let Will or myself know if y'all have any questions.

Best -
Alex

Alex Tureman
Senior Congressional Liaison Officer

Embassy of Australia
1601 Massachusetts Avenue NW
Washington DC 20036-2273

Phone: +1 (202) 797-3279
Cell: +1 (904) 514-6309

AMERICAN OVERSIGHT

Email: Alexander.Tureman@dfat.gov.au



Celebrating the first 100 years *| 1918 – 2018*
#100YrsMateship



The information contained in this electronic transmission, including any attachments, is for the exclusive use of the intended recipient(s) and may contain information that is privileged, proprietary, and/or confidential. If the reader of this transmission is not an intended recipient, or a person responsible for delivering it to the intended recipient, you are hereby notified that any review, dissemination, distribution, or copying of this communication is strictly prohibited. If you have received this communication in error, please immediately notify the sender and delete this message.
The information contained in this electronic transmission, including any attachments, is for the exclusive use of the intended recipient(s) and may contain information that is privileged, proprietary, and/or confidential. If the reader of this transmission is not an intended recipient, or a person responsible for delivering it to the intended recipient, you are hereby notified that any review, dissemination, distribution, or copying of this communication is strictly prohibited. If you have received this communication in error, please immediately notify the sender and delete this message.

AMERICAN OVERSIGHT

Stephanie M. Klapstein

From: Chip Bowlby <cbowlby@renolandinc.com>
Sent: Thursday, June 14, 2018 1:47 PM
To: CJ Manthe
Subject: RE: Governor Sandoval Statement on Opportunity Zone Designation

Thank you CJ. We heard a few ago and are very happy not only for our partnerships but for Nevada !!

Chip Bowlby
President & CEO
6001 Talbot Lane
Reno, Nevada 89509
775-432-7110 x818
775-690-4866 Cell
775-800-1174 Fax
cbowlby@renolandinc.com
http://www.renolandinc.com

From: CJ Manthe [mailto:cjmanthe@business.nv.gov]
Sent: Thursday, June 14, 2018 1:40 PM
To: Chip Bowlby <cbowlby@renolandinc.com>
Subject: FW: Governor Sandoval Statement on Opportunity Zone Designation

FYI

From: Mary-Sarah Kinner
Sent: Thursday, June 14, 2018 1:39 PM
To: Mary-Sarah Kinner <mkinner@gov.nv.gov>
Subject: Governor Sandoval Statement on Opportunity Zone Designation

Nevada Governor
Brian Sandoval

For Immediate Release: ***Contact:***

AMERICAN OVERSIGHT

June 14, 2018

Mary-Sarah Kinner
mkinner@gov.nv.gov

GOVERNOR SANDOVAL STATEMENT ON OPPORTUNITY ZONE DESIGNATION

CARSON CITY, NV – Governor Brian Sandoval this afternoon made the following statement after being notified by the U.S. Treasury that Nevada's Opportunity Zone designations have been certified:

"I am incredibly pleased that Nevada's Opportunity Zone designations have been certified by the U.S. Department of the Treasury and the Internal Revenue Service. As I've stated previously, during my Administration we have made significant investments throughout our state, but more work remains to be done. Today's announcement not only encourages private investment in areas of Nevada that are most in need, it will also kick start construction of affordable housing projects – a priority of my Administration – across the state.

"From Southern Nevada to Northern Nevada and areas in between, the certification of Nevada's designated Opportunity Zones will benefit communities big and small. I applaud the Trump Administration and Congress for supporting The Tax Cuts and Jobs Act earlier this year.

"Today's certification is another step in continuing to build the new Nevada and I thank the Governor's Office of Economic Development and my staff for their diligent work on this issue."

# # #

The list of certified Opportunity Zones in Nevada is available here.

BACKGROUND ON OPPORTUNITY ZONES:
The Opportunity Zone program, established in The Tax Cuts and Jobs Act of 2017, is a tax incentive, designed to encourage long-term private investment in low-income communities. The program essentially runs on two tracks – first, Governors in each state nominate opportunity zones, which are low-income community census tracts that could benefit from significant private investment. Second, once the zones are certified by the U.S. Treasury Department, interested private investors must invest in opportunity funds, specialized vehicles that can then be utilized to invest in the certified opportunity zones.

Mary-Sarah Kinner
Communications Director
Governor Brian Sandoval
mkinner@gov.nv.gov

AMERICAN OVERSIGHT

NV-DA-20-0615-A-005776

Stephanie M. Klapstein

From: Neena Laxalt <nlaxalt@msn.com>
Sent: Monday, April 16, 2018 3:31 PM
To: Christina Davis
Subject: Re: Governor's office Meeting - Additional Guest

Honestly, I gave them a shorter time frame anyway...just in case people get gabby.
Thank you.

Sent from my Verizon, Samsung Galaxy smartphone

-------- Original message --------
From: Christina Davis <cmdavis@gov.nv.gov>
Date: 4/16/18 3:28 PM (GMT-08:00)
To: 'Neena Laxalt' <nlaxalt@msn.com>
Subject: RE: Governor's office Meeting - Additional Guest

Thank you – I appreciate it!

Christina Davis
Special Assistant to the Governor
Nevada Governor Brian Sandoval

From: Neena Laxalt [mailto:nlaxalt@msn.com]
Sent: Monday, April 16, 2018 3:28 PM
To: Christina Davis <cmdavis@gov.nv.gov>
Subject: Re: Governor's office Meeting - Additional Guest

Done! That's all I was expecting as well. I will let them know.

Sent from my Verizon, Samsung Galaxy smartphone

-------- Original message --------
From: Christina Davis <cmdavis@gov.nv.gov>
Date: 4/16/18 3:26 PM (GMT-08:00)
To: 'Neena Laxalt' <nlaxalt@msn.com>
Subject: RE: Governor's office Meeting - Additional Guest

The Governor was only expecting yourself and 2 others, and then we added the COO. You have 30 minutes and he is on a tight timeline, so I would respectfully ask that you keep it to no more than 30 minutes.

Christina Davis
Special Assistant to the Governor

AMERICAN OVERSIGHT

From: Neena Laxalt [mailto:nlaxalt@msn.com]
Sent: Monday, April 16, 2018 3:17 PM
To: Christina Davis <cmdavis@gov.nv.gov>
Subject: Fwd: Governor's office Meeting - Additional Guest

Christina,
If this is an issue, please let me know. How much time do we have?
Thank you,
Neena

Sent from my Verizon, Samsung Galaxy smartphone

-------- Original message --------
From: Dustin Moore <dustin.moore@aquametals.com>
Date: 4/16/18 3:12 PM (GMT-08:00)
To: Neena Laxalt <nlaxalt@msn.com>
Cc: David Regan <david.regan@aquametals.com>
Subject: Governor's office Meeting - Additional Guest

Hi, Neena.

Our COO has requested that our Plant Director, Ben Taecker join us as well tomorrow. We hope this will be okay. I have his Bio below.

Bio
Ben Taecker currently works as the Plant Director for Aqua Metals. He has a Mechanical engineering degree from South Dakota State university and 17 years of experience in manufacturing. After working for a smelter for 6 years, he made the move from South Carolina to Nevada in February of 2017 to be part of Aqua Metals. He is excited about being part of the new processes that Aqua Metals uses to eliminate many of the environmental hazards found at traditional smelters.

Cheers,

Dustin P. Moore
Logistics Manager
Aqua Metals – TRIC Plant
2500 Peru Dr.
McCarran, NV 89434
Office: +1 (775) 525-1936 ext. 516
Mobile: +1 (775) 200.8020
www.aquametals.com

Facebook | Twitter | LinkedIn | YouTube

AQUA METALS | Lead Reinvented™







Privileged and Confidential Communication. This electronic transmission, and any documents attached hereto, (a) are protected by the Electronic Communications Privacy Act (18 USC Â§Â§ 2510-2521), (b) may contain confidential and/or legally privileged information, and (c) are for the sole use of the intended recipient named above. If you have received this electronic message in error, please notify the sender and delete the electronic message. Any disclosure, copying, distribution, or use of the contents of the information received in error is strictly prohibited.

AMERICAN OVERSIGHT

Stephanie M. Klapstein

From: Neena Laxalt <nlaxalt@msn.com>
Sent: Monday, April 16, 2018 3:28 PM
To: Christina Davis
Subject: Re: Governor's office Meeting - Additional Guest

Done! That's all I was expecting as well. I will let them know.

Sent from my Verizon, Samsung Galaxy smartphone

-------- Original message --------
From: Christina Davis <cmdavis@gov.nv.gov>
Date: 4/16/18 3:26 PM (GMT-08:00)
To: 'Neena Laxalt' <nlaxalt@msn.com>
Subject: RE: Governor's office Meeting - Additional Guest

The Governor was only expecting yourself and 2 others, and then we added the COO. You have 30 minutes and he is on a tight timeline, so I would respectfully ask that you keep it to no more than 30 minutes.

Christina Davis
Special Assistant to the Governor
Nevada Governor Brian Sandoval

From: Neena Laxalt [mailto:nlaxalt@msn.com]
Sent: Monday, April 16, 2018 3:17 PM
To: Christina Davis <cmdavis@gov.nv.gov>
Subject: Fwd: Governor's office Meeting - Additional Guest

Christina,
If this is an issue, please let me know. How much time do we have?
Thank you,
Neena

Sent from my Verizon, Samsung Galaxy smartphone

-------- Original message --------
From: Dustin Moore <dustin.moore@aquametals.com>
Date: 4/16/18 3:12 PM (GMT-08:00)
To: Neena Laxalt <nlaxalt@msn.com>
Cc: David Regan <david.regan@aquametals.com>
Subject: Governor's office Meeting - Additional Guest

Hi, Neena.

AMERICAN OVERSIGHT

Our COO has requested that our Plant Director, Ben Taecker join us as well tomorrow. We hope this will be okay. I have his Bio below.

Bio
Ben Taecker currently works as the Plant Director for Aqua Metals. He has a Mechanical engineering degree from South Dakota State university and 17 years of experience in manufacturing. After working for a smelter for 6 years, he made the move from South Carolina to Nevada in February of 2017 to be part of Aqua Metals. He is excited about being part of the new processes that Aqua Metals uses to eliminate many of the environmental hazards found at traditional smelters.

Cheers,

Dustin P. Moore
Logistics Manager
Aqua Metals – TRIC Plant
2500 Peru Dr.
McCarran, NV 89434
Office: +1 (775) 525-1936 ext. 516
Mobile: +1 (775) 200.8020
www.aquametals.com

Facebook | Twitter | LinkedIn | YouTube









Privileged and Confidential Communication. This electronic transmission, and any documents attached hereto, (a) are protected by the Electronic Communications Privacy Act (18 USC Â§Â§ 2510-2521), (b) may contain confidential and/or legally privileged information, and (c) are for the sole use of the intended recipient named above. If you have received this electronic message in error, please notify the sender and delete the electronic message. Any disclosure, copying, distribution, or use of the contents of the information received in error is strictly prohibited.

AMERICAN OVERSIGHT

Stephanie M. Klapstein

From: Karen Vantrease (kvantrease@knowledgeu.com) <kvantrease@knowledgeu.com>
Sent: Thursday, July 05, 2018 10:54 AM
To: Christina Davis
Subject: RE: Invitation from Lori & Michael Milken for Thursday, July 5

We are good. I suspect that was Paula from Larry Ruvo's office. Sorry!

From: Christina Davis [mailto:cmdavis@gov.nv.gov]
Sent: Thursday, July 5, 2018 10:49 AM
To: Karen Vantrease (kvantrease@knowledgeu.com) <kvantrease@knowledgeu.com>
Subject: RE: Invitation from Lori & Michael Milken for Thursday, July 5

Hi Karen – someone by the name of "Paula" called our mansion staff asking for names for tonight's festivities. I sent those on Tuesday, and wanted to be sure we are all good? Please let me know if you need anything further from me.

Governor
Marisa Sandoval
Lauralynn McCarthy

Christina Davis
Special Assistant to the Governor
Nevada Governor Brian Sandoval

From: Karen Vantrease (kvantrease@knowledgeu.com) [mailto:kvantrease@knowledgeu.com]
Sent: Tuesday, July 03, 2018 2:05 PM
To: Christina Davis <cmdavis@gov.nv.gov>
Subject: RE: Invitation from Lori & Michael Milken for Thursday, July 5

Yes! Please just give me names and if there are young adults, under 21, their ages. My boss likes that information! There will be several people he knows attending including Heidi Ganset. I can pull a short list on Thursday if you'd like. ☺

From: Christina Davis [mailto:cmdavis@gov.nv.gov]
Sent: Tuesday, July 3, 2018 2:02 PM
To: Karen Vantrease (kvantrease@knowledgeu.com) <kvantrease@knowledgeu.com>
Subject: RE: Invitation from Lori & Michael Milken for Thursday, July 5

Hi there – Governor said he would be attending and asked if he could bring 5 with him, making a total head count of 6 people?

Christina Davis
Special Assistant to the Governor
Nevada Governor Brian Sandoval

From: Karen Vantrease (kvantrease@knowledgeu.com) [mailto:kvantrease@knowledgeu.com]
Sent: Tuesday, July 03, 2018 9:12 AM

AMERICAN OVERSIGHT

To: Christina Davis <cmdavis@gov.nv.gov>
Subject: RE: Invitation from Lori & Michael Milken for Thursday, July 5

You can give me an answer Thursday too. No rush!

From: Christina Davis [mailto:cmdavis@gov.nv.gov]
Sent: Tuesday, July 3, 2018 9:10 AM
To: Karen Vantrease (kvantrease@knowledgeu.com) <kvantrease@knowledgeu.com>
Subject: RE: Invitation from Lori & Michael Milken for Thursday, July 5

Yes, I will be here on Thursday. I bet it is beautiful up there, and so much cooler than the valley, you are very fortunate ☺.

Christina Davis
Special Assistant to the Governor
Nevada Governor Brian Sandoval

From: Karen Vantrease (kvantrease@knowledgeu.com) [mailto:kvantrease@knowledgeu.com]
Sent: Tuesday, July 03, 2018 9:09 AM
To: Christina Davis <cmdavis@gov.nv.gov>
Subject: RE: Invitation from Lori & Michael Milken for Thursday, July 5

Good morning to you. Beautiful at the lake. Are you in the office on Thursday? I've heard that he is staying at Ruvo / Shakespeare Ranch over the 5th. Ruvo is attending. Thanks!

From: Christina Davis [mailto:cmdavis@gov.nv.gov]
Sent: Tuesday, July 3, 2018 9:07 AM
To: Karen Vantrease (kvantrease@knowledgeu.com) <kvantrease@knowledgeu.com>
Subject: RE: Invitation from Lori & Michael Milken for Thursday, July 5

Good morning! I apologize for the delayed response, I am trying to find out if he plans to attend for certain and if so, how many people. I hope to have an answer for you today.

Christina Davis
Special Assistant to the Governor
Nevada Governor Brian Sandoval

From: Karen Vantrease (kvantrease@knowledgeu.com) [mailto:kvantrease@knowledgeu.com]
Sent: Thursday, June 21, 2018 8:37 PM
To: Christina Davis <cmdavis@gov.nv.gov>
Subject: Invitation from Lori & Michael Milken for Thursday, July 5

Dear Governor Sandoval & Family,

Please join us for a festive, summer evening on Thursday, July 5.

6:00 PM - Arrivals and Reception
6:45 PM - Dinner Seating
8:30 PM - Desserts and Fireworks over Lake Tahoe

1055 Lakeshore Boulevard

AMERICAN OVERSIGHT

Incline Village, Nevada

RSVP by return email or call Karen at 310 570 4578. We look forward to seeing you.

Lori & Michael Milken

AMERICAN OVERSIGHT

Stephanie M. Klapstein

From: Lance Gilman <lance@lancegilman.com>
Sent: Wednesday, May 02, 2018 3:09 PM
To: Evelyn Wheeler
Cc: Rob Hooper; wdmiles@milesconst.com; Jeff Page; Lance Gilman(lgilman@storeycounty.org); MIke Wilden(mwillden@gov.nv.gov); Jon Porter(jporter@portergs.com); Christina Davis(cmdavis@gov.nv.gov); jberns@blockchains.com; dberns@blockchains.com Berns; kpthompson2011@yahoo.com
Subject: Re: Lyon NNDA Governor Sandoval Letter

L. Lance Gilman
515 Double Eagle Ct. Ste. 101
Reno, Nevada 89521
775-412-5999

On May 2, 2018, at 3:03 PM, Evelyn Wheeler <Ewheeler@nnda.org> wrote:

> Good Afternoon,
>
> Please see the attached letter, it was hand delivered to Governor Sandoval's office today.
>
> Thank you.
>
> **Evelyn Wheeler**
> Administrative Assistant
>
> **Northern Nevada Development Authority**
> O 775.883.4413 ext 0
> E ewheeler@nnda.org
> W www.nnda.org
>
> <image001.jpg>
>
> <05022018 DAYTON OPPORTUNITY ZONE.pdf>

AMERICAN OVERSIGHT

Stephanie M. Klapstein

From: Susan K. Stewart <SStewart@ag.nv.gov>
Sent: Wednesday, January 02, 2019 10:26 AM
To: 'Patrick Cates'; Ward Patrick
Cc: Jenni Cartwright; Aaron Wike; Ron B. Cothran; DanielMarlow; Julie Kidd
Subject: RE: Marlette/Carson City

Patrick, The draft agreement to Carson has minimum requirements included (although I understand they may need to be modified). The plan for the new agreement was to roll the pumping cost into the overall rate, as opposed to breaking it out as a separate charge. Of course, these terms are subject to further negotiation, depending on Carson's willingness (or not) to act as a partner going forward.

From: Patrick Cates <pcates@admin.nv.gov>
Sent: Wednesday, January 2, 2019 10:10 AM
To: Susan K. Stewart <SStewart@ag.nv.gov>; Ward Patrick <wpatrick@admin.nv.gov>
Cc: Jenni Cartwright <j.cartwright@admin.nv.gov>; Aaron Wike <awike@admin.nv.gov>; Ron B. Cothran <rbcothran@admin.nv.gov>; Daniel Marlow <dmarlow@admin.nv.gov>; Julie Kidd <j.kidd@admin.nv.gov>
Subject: RE: Marlette/Carson City

I suggest putting some language in the draft agreement. There was language around minimum purchases in the prior agreement. I'm looking at paragraph 6. A. 4. From the agreement executed in 2000.

Also, does anybody know under what authority we charge them pumping costs? I don't see that referenced in this agreement. Maybe I'm missing it.

From: Susan K. Stewart <SStewart@ag.nv.gov>
Sent: Monday, December 31, 2018 9:06 AM
To: Patrick Cates <pcates@admin.nv.gov>; Ward Patrick <wpatrick@admin.nv.gov>
Cc: Jenni Cartwright <j.cartwright@admin.nv.gov>; Aaron Wike <awike@admin.nv.gov>; Ron B. Cothran <rbcothran@admin.nv.gov>; Daniel Marlow <dmarlow@admin.nv.gov>; Julie Kidd <j.kidd@admin.nv.gov>
Subject: RE: Marlette/Carson City

Yes, I can work with Storey County and Carson City to make this happen.

From: Patrick Cates <pcates@admin.nv.gov>
Sent: Monday, December 31, 2018 9:05 AM
To: Ward Patrick <wpatrick@admin.nv.gov>; Susan K. Stewart <SStewart@ag.nv.gov>
Cc: Jenni Cartwright <j.cartwright@admin.nv.gov>; Aaron Wike <awike@admin.nv.gov>; Ron B. Cothran <rbcothran@admin.nv.gov>; Daniel Marlow <dmarlow@admin.nv.gov>; Julie Kidd <j.kidd@admin.nv.gov>
Subject: FW: Marlette/Carson City
Importance: High

Can we get the draft interlocals updated ASAP to include this kind of minimum purchase requirement?

From: Jenni Cartwright
Sent: Monday, December 31, 2018 8:58 AM
To: Julie Kidd <j.kidd@admin.nv.gov>; Patrick Cates <pcates@admin.nv.gov>; Aaron Wike <awike@admin.nv.gov>
Cc: Daniel Marlow <dmarlow@admin.nv.gov>; Ron B. Cothran <rbcothran@admin.nv.gov>

AMERICAN OVERSIGHT

Subject: RE: Marlette/Carson City
Importance: High

I identified the lack of minimum back in November, and explained that we need Carson (or someone) to buy 396,000 kgal/year and Storey County to buy $75,000 kgal/year. I think Aaron missed our meeting on November 16th. I'd have to check my notes, but I thought SPWD was going to follow up on getting a minimum written into the contract.

From: Julie Kidd
Sent: Friday, December 28, 2018 6:53 PM
To: Patrick Cates <pcates@admin.nv.gov>; Aaron Wike <awike@admin.nv.gov>
Cc: Daniel Marlow <dmarlow@admin.nv.gov>; Ron B. Cothran <rbcothran@admin.nv.gov>; Jenni Cartwright <j.cartwright@admin.nv.gov>
Subject: Re: Marlette/Carson City

It appears neither agreement has a minimum.

It's also important to note that we can only change rates on odd number years and we must notify the county in January for a rate change to be effective in July. So we only have a 30 day window to decide if that's a direction we want to take.

Get Outlook for iOS

From: Patrick Cates <pcates@admin.nv.gov>
Sent: Friday, December 28, 2018 5:28 PM
To: Aaron Wike
Cc: Julie Kidd; Daniel Marlow; Ron B. Cothran
Subject: RE: Marlette/Carson City

Thanks. Hmmmm. Where is the minimum? All I see is 4.5 that talks about a minimum of 500 gpm. I don't know what that means. That's a rate of flow, not how much water we actually sell them? I'm not clear. We need language that clearly articulates a minimum annual purchase.

From: Aaron Wike
Sent: Friday, December 28, 2018 4:34 PM
To: Patrick Cates <pcates@admin.nv.gov>
Cc: Julie Kidd <j.kidd@admin.nv.gov>; Daniel Marlow <dmarlow@admin.nv.gov>; Ron B. Cothran <rbcothran@admin.nv.gov>
Subject: FW: Marlette/Carson City

Hello Patrick,

Attached is the Marlette Agreement pending signature with Carson City.

Thanks,
Aaron Wike
Management Analyst IV
Public Works Division
Email: awike@admin.nv.gov
Office:(775)684-1804
Cell:(775)220-7288

AMERICAN OVERSIGHT

"It is not the strongest or the most intelligent who will survive but those who can best manage change." ~Charles Darwin

Jenni: Here is the Agreement I sent to Carson City's ADA in March. (Sorry for the delay it getting it to you). I followed up with Dan, several times and he advised me he was waiting to hear from his client. I never received any substantive response from Carson or their attorney on the draft agreement. Thank you, Susan

Susan K. Stewart, Deputy Attorney General
Construction Law Counsel
100 N. Carson Street
Carson City, Nevada 89701
(775) 684-4173

**** CONFIDENTIALITY NOTICE****
The preceding e-mail message (including attachments) contains information that may be confidential, be protected by the attorney-client or other applicable privileges, or constitute non-public information. It is intended to be conveyed only to the designated recipient(s). If you are not the intended recipient of this message, please notify the sender by replying to this message and then delete it from your system. Use, dissemination, distribution or reproduction of this message by unintended recipients is not authorized and may be unlawful.

From: Susan K. Stewart
Sent: Friday, March 30, 2018 12:17 PM
To: 'J. Daniel Yu' <JDYu@carson.org>
Subject: RE: Marlette/Carson City

Dan: Here are my most recent edits as well as the map illustrating the separate systems between our clients. Please review each document carefully, as I am not certain that I captured every edit on the 'clean version.' Any omission is inadvertent.

I left you a voicemail regarding other matters. Please give me a call when you can. Thank you, Susan

Susan K. Stewart, Deputy Attorney General
Construction Law Counsel
100 N. Carson Street
Carson City, Nevada 89701
(775) 684-4173

**** CONFIDENTIALITY NOTICE****
The preceding e-mail message (including attachments) contains information that may be confidential, be protected by the attorney-client or other applicable privileges, or constitute non-public information. It is intended to be conveyed only to the designated recipient(s). If you are not the intended recipient of this message, please notify the sender by replying to this

AMERICAN OVERSIGHT

message and then delete it from your system. Use, dissemination, distribution or reproduction of this message by unintended recipients is not authorized and may be unlawful.

From: J. Daniel Yu [mailto:JDYu@carson.org]
Sent: Friday, March 23, 2018 5:18 PM
To: Susan K. Stewart
Cc: Jerry Walker (JerryWalker@admin.nv.gov)
Subject: RE: Marlette/Carson City

Thanks for the heads up, Susan. Much appreciated.

Have a good weekend,

Dan

From: Susan K. Stewart [mailto:SStewart@ag.nv.gov]
Sent: Friday, March 23, 2018 2:26 PM
To: J. Daniel Yu
Cc: Jerry Walker (JerryWalker@admin.nv.gov)
Subject: Marlette/Carson City

This message originated outside of Carson City's email system. Use caution if this message contains attachments, links, or requests for information.

Dan:

I wanted to let you know, Jerry and I have a meeting first thing Monday morning with our Public Works Interim Administrator. I should have something more substantive to report after our meeting. Also, I am working on revisions to the draft agreement and should have them to you early next week. Thank you, Susan

Susan K. Stewart, Deputy Attorney General
Construction Law Counsel
100 N. Carson Street
Carson City, Nevada 89701
(775) 684-4173

**** CONFIDENTIALITY NOTICE****
The preceding e-mail message (including attachments) contains information that may be confidential, be protected by the attorney-client or other applicable privileges, or constitute non-public information. It is intended to be conveyed only to the designated recipient(s). If you are not the intended recipient of this message, please notify the sender by replying to this message and then delete it from your system. Use, dissemination, distribution or reproduction of this message by unintended recipients is not authorized and may be unlawful.

AMERICAN OVERSIGHT

Stephanie M. Klapstein

From: Ryan Mulvenon <rmulvenon@cassidy.com>
Sent: Thursday, April 12, 2018 1:37 PM
To: Mary-Sarah Kinner
Cc: Christina Davis
Subject: RE: May 16/May 17--Fulcrum

Yeah, they can make that change for you.

I'm told the distribution plan is imminent—but I don't have my thumb on the button for the other invites—so don't have an exact time/date. If you need more specificity, I can get that.

From: Mary-Sarah Kinner <mkinner@gov.nv.gov>
Sent: Thursday, April 12, 2018 4:22 PM
To: Ryan Mulvenon <RMulvenon@cassidy.com>
Cc: Christina Davis <cmdavis@gov.nv.gov>
Subject: FW: May 16/May 17--Fulcrum

Hi Ryan,

Christina forwarded your email. The invitation looks good, however, would it be possible to edit the last line of the second graph to read as follows: "The ceremony is scheduled to be attended by Fulcrum executives, strategic partners and Nevada Governor Brian Sandoval."?

Also, when do you all plan to send the invite?

Thank you!
Mary-Sarah

Mary-Sarah Kinner
Communications Director
Governor Brian Sandoval
mkinner@gov.nv.gov

From: Christina Davis <cmdavis@gov.nv.gov>
Date: Thursday, April 12, 2018 at 12:40 PM
To: Mary-Sarah Kinner <mkinner@gov.nv.gov>
Subject: FW: May 16/May 17--Fulcrum

Christina Davis

Special Assistant to the Governor

Nevada Governor Brian Sandoval

AMERICAN OVERSIGHT

From: Ryan Mulvenon [mailto:rmulvenon@cassidy.com]
Sent: Thursday, April 12, 2018 12:38 PM
To: Christina Davis <cmdavis@gov.nv.gov>
Subject: RE: May 16/May 17--Fulcrum

Christina: here (below) is the formal invitation. Everything look good on your end?

Relatedly, we will be in touch about setting up a call to discuss all the necessary logistics in the near-term.

AMERICAN OVERSIGHT



From: Christina Davis <cmdavis@gov.nv.gov>
Sent: Thursday, March 29, 2018 6:07 PM
To: Ryan Mulvenon <RMulvenon@cassidy.com>
Subject: RE: May 16/May 17--Fulcrum

AMERICAN OVERSIGHT

Based on the information you just provided, I have it noted on his calendar and will await the invitation with all the details. Thank you and look forward to working with you on this.

Christina Davis

Special Assistant to the Governor

Nevada Governor Brian Sandoval

From: Ryan Mulvenon [mailto:rmulvenon@cassidy.com]
Sent: Thursday, March 29, 2018 2:47 PM
To: Christina Davis <cmdavis@gov.nv.gov>
Subject: RE: May 16/May 17--Fulcrum

Christina: thanks for your patience on the formal invite. We are expecting to get that in your hands on/around April 9th.

For your information, we are looking to start the ceremony at 10:30 or 11:00 am on May 16th. We expect the speeches and groundbreaking to take about an hour followed by lunch. Expecting a crowd of about 150 to 175. We are also working with a PR firm to make sure everything goes off without a hitch on May 16.

In the meantime, do you need anything from us beyond the formal invite?

From: Christina Davis <cmdavis@gov.nv.gov>
Sent: Tuesday, March 20, 2018 1:00 PM
To: Ryan Mulvenon <RMulvenon@cassidy.com>
Subject: RE: May 16/May 17--Fulcrum

Hi Ryan, thank you for your patience on this. It looks like the 16th of May will work.

Christina Davis

Special Assistant to the Governor

Nevada Governor Brian Sandoval

AMERICAN OVERSIGHT

From: Ryan Mulvenon [mailto:rmulvenon@cassidy.com]
Sent: Monday, March 19, 2018 2:22 PM
To: Christina Davis <cmdavis@gov.nv.gov>
Subject: RE: May 16/May 17--Fulcrum

Hi Christina: just circling back to see if you've had time last week to connect re: any potential conflicts with May 16 and/or May 17.

From: Christina Davis <cmdavis@gov.nv.gov>
Sent: Thursday, March 08, 2018 2:14 PM
To: Ryan Mulvenon <RMulvenon@cassidy.com>
Subject: FW: May 16/May 17--Fulcrum

Hi Ryan, thank you for the e-mail. The soonest I am able to discuss this with the Governor is next week and I will get back to you once I've had an opportunity to do so. Thank you and have a great day.

Christina Davis

Special Assistant to the Governor

Nevada Governor Brian Sandoval

From: Ryan Mulvenon <rmulvenon@cassidy.com>
Date: Thursday, March 8, 2018 at 1:59 PM
To: Ryan McGinness <ryan@nevadadc.org>
Cc: Kai Anderson <kanderson@cassidy.com>
Subject: May 16/May 17--Fulcrum

Ryan: as we discussed a few months ago—Fulcrum is preparing for the ground-breaking event at their facility in TRIC.

In order to best accommodate Governor Sandoval, Fulcrum would like to know if Governor Sandoval has any conflicts on either May 16 or May 17?

If not, we will follow-up with a formal invite, but the object here is to have their Board commit to one of those dates at a meeting on Tuesday and we want to ensure we're working to accommodate Governor Sandoval's schedule as best we possibly can.

AMERICAN OVERSIGHT

The sooner we can get answer back on this—the better. And obviously, please keep this close as we haven't shared this with anyone else at this point.

Best,

****

Ryan Mulvenon

Vice President

Cassidy & Associates

733 10th Street, NW, Suite 400

Washington DC 20001

D: 202-585-2305

C: 202-257-6555

rmulvenon@cassidy.com



AMERICAN OVERSIGHT

Stephanie M. Klapstein

From: Ryan Mulvenon <rmulvenon@cassidy.com>
Sent: Thursday, March 29, 2018 2:47 PM
To: Christina Davis
Subject: RE: May 16/May 17--Fulcrum

Christina: thanks for your patience on the formal invite. We are expecting to get that in your hands on/around April 9th.

For your information, we are looking to start the ceremony at 10:30 or 11:00 am on May 16th. We expect the speeches and groundbreaking to take about an hour followed by lunch. Expecting a crowd of about 150 to 175. We are also working with a PR firm to make sure everything goes off without a hitch on May 16.

In the meantime, do you need anything from us beyond the formal invite?

From: Christina Davis <cmdavis@gov.nv.gov>
Sent: Tuesday, March 20, 2018 1:00 PM
To: Ryan Mulvenon <RMulvenon@cassidy.com>
Subject: RE: May 16/May 17--Fulcrum

Hi Ryan, thank you for your patience on this. It looks like the 16th of May will work.

Christina Davis
Special Assistant to the Governor
Nevada Governor Brian Sandoval

From: Ryan Mulvenon [mailto:rmulvenon@cassidy.com]
Sent: Monday, March 19, 2018 2:22 PM
To: Christina Davis <cmdavis@gov.nv.gov>
Subject: RE: May 16/May 17--Fulcrum

Hi Christina: just circling back to see if you've had time last week to connect re: any potential conflicts with May 16 and/or May 17.

From: Christina Davis <cmdavis@gov.nv.gov>
Sent: Thursday, March 08, 2018 2:14 PM
To: Ryan Mulvenon <RMulvenon@cassidy.com>
Subject: FW: May 16/May 17--Fulcrum

Hi Ryan, thank you for the e-mail. The soonest I am able to discuss this with the Governor is next week and I will get back to you once I've had an opportunity to do so. Thank you and have a great day.

Christina Davis
Special Assistant to the Governor
Nevada Governor Brian Sandoval

From: Ryan Mulvenon <rmulvenon@cassidy.com>
Date: Thursday, March 8, 2018 at 1:59 PM
To: Ryan McGinness <ryan@nevadadc.org>
Cc: Kai Anderson <kanderson@cassidy.com>
Subject: May 16/May 17--Fulcrum

AMERICAN OVERSIGHT

Ryan: as we discussed a few months ago—Fulcrum is preparing for the ground-breaking event at their facility in TRIC.

In order to best accommodate Governor Sandoval, Fulcrum would like to know if Governor Sandoval has any conflicts on either May 16 or May 17?

If not, we will follow-up with a formal invite, but the object here is to have their Board commit to one of those dates at a meeting on Tuesday and we want to ensure we're working to accommodate Governor Sandoval's schedule as best we possibly can.

The sooner we can get answer back on this—the better. And obviously, please keep this close as we haven't shared this with anyone else at this point.

Best,

****

Ryan Mulvenon
Vice President
Cassidy & Associates
733 10th Street, NW, Suite 400
Washington DC 20001
D: 202-585-2305
C: 202-257-6555
rmulvenon@cassidy.com

CASSIDY&ASSOCIATES

AMERICAN OVERSIGHT

Stephanie M. Klapstein

From: Ryan Mulvenon <rmulvenon@cassidy.com>
Sent: Tuesday, March 20, 2018 11:12 AM
To: Christina Davis
Subject: RE: May 16/May 17--Fulcrum

Thank you very much. We'll get you the formal invite here very shortly.

From: Christina Davis <cmdavis@gov.nv.gov>
Sent: Tuesday, March 20, 2018 1:00 PM
To: Ryan Mulvenon <RMulvenon@cassidy.com>
Subject: RE: May 16/May 17--Fulcrum

Hi Ryan, thank you for your patience on this. It looks like the 16th of May will work.

Christina Davis
Special Assistant to the Governor
Nevada Governor Brian Sandoval

From: Ryan Mulvenon [mailto:rmulvenon@cassidy.com]
Sent: Monday, March 19, 2018 2:22 PM
To: Christina Davis <cmdavis@gov.nv.gov>
Subject: RE: May 16/May 17--Fulcrum

Hi Christina: just circling back to see if you've had time last week to connect re: any potential conflicts with May 16 and/or May 17.

From: Christina Davis <cmdavis@gov.nv.gov>
Sent: Thursday, March 08, 2018 2:14 PM
To: Ryan Mulvenon <RMulvenon@cassidy.com>
Subject: FW: May 16/May 17--Fulcrum

Hi Ryan, thank you for the e-mail. The soonest I am able to discuss this with the Governor is next week and I will get back to you once I've had an opportunity to do so. Thank you and have a great day.

Christina Davis
Special Assistant to the Governor
Nevada Governor Brian Sandoval

From: Ryan Mulvenon <rmulvenon@cassidy.com>
Date: Thursday, March 8, 2018 at 1:59 PM
To: Ryan McGinness <ryan@nevadadc.org>
Cc: Kai Anderson <kanderson@cassidy.com>
Subject: May 16/May 17--Fulcrum

Ryan: as we discussed a few months ago—Fulcrum is preparing for the ground-breaking event at their facility in TRIC.

In order to best accommodate Governor Sandoval, Fulcrum would like to know if Governor Sandoval has any conflicts on either May 16 or May 17?

AMERICAN OVERSIGHT

If not, we will follow-up with a formal invite, but the object here is to have their Board commit to one of those dates at a meeting on Tuesday and we want to ensure we're working to accommodate Governor Sandoval's schedule as best we possibly can.

The sooner we can get answer back on this—the better. And obviously, please keep this close as we haven't shared this with anyone else at this point.

Best,

****

Ryan Mulvenon
Vice President
Cassidy & Associates
733 10th Street, NW, Suite 400
Washington DC 20001
D: 202-585-2305
C: 202-257-6555
rmulvenon@cassidy.com



AMERICAN OVERSIGHT

Stephanie M. Klapstein

From: Ryan Mulvenon <rmulvenon@cassidy.com>
Sent: Monday, March 19, 2018 2:22 PM
To: Christina Davis
Subject: RE: May 16/May 17--Fulcrum

Hi Christina: just circling back to see if you've had time last week to connect re: any potential conflicts with May 16 and/or May 17.

From: Christina Davis <cmdavis@gov.nv.gov>
Sent: Thursday, March 08, 2018 2:14 PM
To: Ryan Mulvenon <RMulvenon@cassidy.com>
Subject: FW: May 16/May 17--Fulcrum

Hi Ryan, thank you for the e-mail. The soonest I am able to discuss this with the Governor is next week and I will get back to you once I've had an opportunity to do so. Thank you and have a great day.

Christina Davis
Special Assistant to the Governor
Nevada Governor Brian Sandoval

From: Ryan Mulvenon <rmulvenon@cassidy.com>
Date: Thursday, March 8, 2018 at 1:59 PM
To: Ryan McGinness <ryan@nevadadc.org>
Cc: Kai Anderson <kanderson@cassidy.com>
Subject: May 16/May 17--Fulcrum

Ryan: as we discussed a few months ago—Fulcrum is preparing for the ground-breaking event at their facility in TRIC.

In order to best accommodate Governor Sandoval, Fulcrum would like to know if Governor Sandoval has any conflicts on either May 16 or May 17?

If not, we will follow-up with a formal invite, but the object here is to have their Board commit to one of those dates at a meeting on Tuesday and we want to ensure we're working to accommodate Governor Sandoval's schedule as best we possibly can.

The sooner we can get answer back on this—the better. And obviously, please keep this close as we haven't shared this with anyone else at this point.

Best,

****

Ryan Mulvenon
Vice President
Cassidy & Associates
733 10th Street, NW, Suite 400
Washington DC 20001
D: 202-585-2305
C: 202-257-6555
rmulvenon@cassidy.com



AMERICAN OVERSIGHT

Stephanie M. Klapstein

From: Ryan Mulvenon <rmulvenon@cassidy.com>
Sent: Friday, March 09, 2018 11:34 AM
To: Christina Davis
Subject: RE: May 16/May 17--Fulcrum

Thanks much, Christina. We want to do everything we can to accommodate Governor Sandoval's schedule.

If we don't have the opportunity to connect on Monday or Tuesday, I'll circle back re: any/all decisions they make.

From: Christina Davis [mailto:cmdavis@gov.nv.gov]
Sent: Thursday, March 08, 2018 2:14 PM
To: Ryan Mulvenon <rmulvenon@cassidy.com>
Subject: FW: May 16/May 17--Fulcrum

Hi Ryan, thank you for the e-mail. The soonest I am able to discuss this with the Governor is next week and I will get back to you once I've had an opportunity to do so. Thank you and have a great day.

Christina Davis
Special Assistant to the Governor
Nevada Governor Brian Sandoval

From: Ryan Mulvenon <rmulvenon@cassidy.com>
Date: Thursday, March 8, 2018 at 1:59 PM
To: Ryan McGinness <ryan@nevadadc.org>
Cc: Kai Anderson <kanderson@cassidy.com>
Subject: May 16/May 17--Fulcrum

Ryan: as we discussed a few months ago—Fulcrum is preparing for the ground-breaking event at their facility in TRIC.

In order to best accommodate Governor Sandoval, Fulcrum would like to know if Governor Sandoval has any conflicts on either May 16 or May 17?

If not, we will follow-up with a formal invite, but the object here is to have their Board commit to one of those dates at a meeting on Tuesday and we want to ensure we're working to accommodate Governor Sandoval's schedule as best we possibly can.

The sooner we can get answer back on this—the better. And obviously, please keep this close as we haven't shared this with anyone else at this point.

Best,

****

Ryan Mulvenon
Vice President
Cassidy & Associates
733 10th Street, NW, Suite 400
Washington DC 20001
D: 202-585-2305
C: 202-257-6555
rmulvenon@cassidy.com

AMERICAN OVERSIGHT

AMERICAN OVERSIGHT

Stephanie M. Klapstein

From: Ryan Mulvenon <rmulvenon@cassidy.com>
Sent: Wednesday, May 02, 2018 12:30 PM
To: Mary-Sarah Kinner
Cc: Christina Davis
Subject: RE: May 16/May 17--Fulcrum

Just a heads up that the PR firm Fulcrum has hired (Abbi Agency) will be reaching out to you directly to discuss the upcoming event (logistics, media advisory, etc).

From: Mary-Sarah Kinner <mkinner@gov.nv.gov>
Sent: Thursday, April 19, 2018 5:29 PM
To: Ryan Mulvenon <RMulvenon@cassidy.com>
Cc: Christina Davis <cmdavis@gov.nv.gov>
Subject: Re: May 16/May 17--Fulcrum

Hi Ryan,

Thanks for the follow-up. This is good to go on our end.

We will keep our eyes peeled for the advisory and appreciate you all sharing it with us before it goes out.

Thanks again!
Mary-Sarah

Mary-Sarah Kinner
Communications Director
Governor Brian Sandoval
mkinner@gov.nv.gov

From: Ryan Mulvenon <rmulvenon@cassidy.com>
Date: Thursday, April 19, 2018 at 12:56 PM
To: Mary-Sarah Kinner <mkinner@gov.nv.gov>
Cc: Christina Davis <cmdavis@gov.nv.gov>
Subject: RE: May 16/May 17--Fulcrum

Circling back here—here is a copy of the invitation with the change you requested.

I'm told the invites are being handled on an "as-needed" basis right now—but/and that a media advisory is planned to go out a week or so before the event. I've asked that we obviously share that draft with you before it goes out—so look for something in/around early May on that front.



From: Mary-Sarah Kinner <mkinner@gov.nv.gov>
Sent: Thursday, April 12, 2018 4:38 PM
To: Ryan Mulvenon <RMulvenon@cassidy.com>

AMERICAN OVERSIGHT

Cc: Christina Davis <cmdavis@gov.nv.gov>
Subject: Re: May 16/May 17--Fulcrum

Fantastic, that would be great.

If you wouldn't mind letting us know about the exact date, I'd greatly appreciate it.

Thank you!

Mary-Sarah Kinner
Communications Director
Governor Brian Sandoval
mkinner@gov.nv.gov

From: Ryan Mulvenon <rmulvenon@cassidy.com>
Date: Thursday, April 12, 2018 at 1:36 PM
To: Mary-Sarah Kinner <mkinner@gov.nv.gov>
Cc: Christina Davis <cmdavis@gov.nv.gov>
Subject: RE: May 16/May 17--Fulcrum

Yeah, they can make that change for you.

I'm told the distribution plan is imminent—but I don't have my thumb on the button for the other invites—so don't have an exact time/date. If you need more specificity, I can get that.

From: Mary-Sarah Kinner <mkinner@gov.nv.gov>
Sent: Thursday, April 12, 2018 4:22 PM
To: Ryan Mulvenon <RMulvenon@cassidy.com>
Cc: Christina Davis <cmdavis@gov.nv.gov>
Subject: FW: May 16/May 17--Fulcrum

Hi Ryan,

Christina forwarded your email. The invitation looks good, however, would it be possible to edit the last line of the second graph to read as follows: "The ceremony is scheduled to be attended by Fulcrum executives, strategic partners and Nevada Governor Brian Sandoval."?

Also, when do you all plan to send the invite?

Thank you!
Mary-Sarah

Mary-Sarah Kinner
Communications Director
Governor Brian Sandoval
mkinner@gov.nv.gov

From: Christina Davis <cmdavis@gov.nv.gov>
Date: Thursday, April 12, 2018 at 12:40 PM

AMERICAN OVERSIGHT

To: Mary-Sarah Kinner <mkinner@gov.nv.gov>
Subject: FW: May 16/May 17--Fulcrum

Christina Davis

Special Assistant to the Governor

Nevada Governor Brian Sandoval

From: Ryan Mulvenon [mailto:rmulvenon@cassidy.com]
Sent: Thursday, April 12, 2018 12:38 PM
To: Christina Davis <cmdavis@gov.nv.gov>
Subject: RE: May 16/May 17--Fulcrum

Christina: here (below) is the formal invitation. Everything look good on your end?

Relatedly, we will be in touch about setting up a call to discuss all the necessary logistics in the near-term.

AMERICAN OVERSIGHT



From: Christina Davis <cmdavis@gov.nv.gov>
Sent: Thursday, March 29, 2018 6:07 PM
To: Ryan Mulvenon <RMulvenon@cassidy.com>
Subject: RE: May 16/May 17--Fulcrum

AMERICAN OVERSIGHT

Based on the information you just provided, I have it noted on his calendar and will await the invitation with all the details. Thank you and look forward to working with you on this.

Christina Davis

Special Assistant to the Governor

Nevada Governor Brian Sandoval

From: Ryan Mulvenon [mailto:rmulvenon@cassidy.com]
Sent: Thursday, March 29, 2018 2:47 PM
To: Christina Davis <cmdavis@gov.nv.gov>
Subject: RE: May 16/May 17--Fulcrum

Christina: thanks for your patience on the formal invite. We are expecting to get that in your hands on/around April 9th.

For your information, we are looking to start the ceremony at 10:30 or 11:00 am on May 16th. We expect the speeches and groundbreaking to take about an hour followed by lunch. Expecting a crowd of about 150 to 175. We are also working with a PR firm to make sure everything goes off without a hitch on May 16.

In the meantime, do you need anything from us beyond the formal invite?

From: Christina Davis <cmdavis@gov.nv.gov>
Sent: Tuesday, March 20, 2018 1:00 PM
To: Ryan Mulvenon <RMulvenon@cassidy.com>
Subject: RE: May 16/May 17--Fulcrum

Hi Ryan, thank you for your patience on this. It looks like the 16th of May will work.

Christina Davis

Special Assistant to the Governor

Nevada Governor Brian Sandoval

AMERICAN OVERSIGHT

From: Ryan Mulvenon [mailto:rmulvenon@cassidy.com]
Sent: Monday, March 19, 2018 2:22 PM
To: Christina Davis <cmdavis@gov.nv.gov>
Subject: RE: May 16/May 17--Fulcrum

Hi Christina: just circling back to see if you've had time last week to connect re: any potential conflicts with May 16 and/or May 17.

From: Christina Davis <cmdavis@gov.nv.gov>
Sent: Thursday, March 08, 2018 2:14 PM
To: Ryan Mulvenon <RMulvenon@cassidy.com>
Subject: FW: May 16/May 17--Fulcrum

Hi Ryan, thank you for the e-mail. The soonest I am able to discuss this with the Governor is next week and I will get back to you once I've had an opportunity to do so. Thank you and have a great day.

Christina Davis

Special Assistant to the Governor

Nevada Governor Brian Sandoval

From: Ryan Mulvenon <rmulvenon@cassidy.com>
Date: Thursday, March 8, 2018 at 1:59 PM
To: Ryan McGinness <ryan@nevadadc.org>
Cc: Kai Anderson <kanderson@cassidy.com>
Subject: May 16/May 17--Fulcrum

Ryan: as we discussed a few months ago—Fulcrum is preparing for the ground-breaking event at their facility in TRIC.

In order to best accommodate Governor Sandoval, Fulcrum would like to know if Governor Sandoval has any conflicts on either May 16 or May 17?

If not, we will follow-up with a formal invite, but the object here is to have their Board commit to one of those dates at a meeting on Tuesday and we want to ensure we're working to accommodate Governor Sandoval's schedule as best we possibly can.

AMERICAN OVERSIGHT

The sooner we can get answer back on this—the better. And obviously, please keep this close as we haven't shared this with anyone else at this point.

Best,

****

Ryan Mulvenon

Vice President

Cassidy & Associates

733 10th Street, NW, Suite 400

Washington DC 20001

D: 202-585-2305

C: 202-257-6555

rmulvenon@cassidy.com



AMERICAN OVERSIGHT

Stephanie M. Klapstein

From: Ryan Mulvenon <rmulvenon@cassidy.com>
Sent: Thursday, April 19, 2018 12:56 PM
To: Mary-Sarah Kinner
Cc: Christina Davis
Subject: RE: May 16/May 17--Fulcrum

Circling back here—here is a copy of the invitation with the change you requested.

I'm told the invites are being handled on an "as-needed" basis right now—but/and that a media advisory is planned to go out a week or so before the event. I've asked that we obviously share that draft with you before it goes out—so look for something in/around early May on that front.

From: Mary-Sarah Kinner <mkinner@gov.nv.gov>
Sent: Thursday, April 12, 2018 4:38 PM
To: Ryan Mulvenon <RMulvenon@cassidy.com>
Cc: Christina Davis <cmdavis@gov.nv.gov>
Subject: Re: May 16/May 17--Fulcrum

Fantastic, that would be great.

If you wouldn't mind letting us know about the exact date, I'd greatly appreciate it.

Thank you!

Mary-Sarah Kinner
Communications Director
Governor Brian Sandoval
mkinner@gov.nv.gov

From: Ryan Mulvenon <rmulvenon@cassidy.com>
Date: Thursday, April 12, 2018 at 1:36 PM
To: Mary-Sarah Kinner <mkinner@gov.nv.gov>
Cc: Christina Davis <cmdavis@gov.nv.gov>
Subject: RE: May 16/May 17--Fulcrum

Yeah, they can make that change for you.

I'm told the distribution plan is imminent—but I don't have my thumb on the button for the other invites—so don't have an exact time/date. If you need more specificity, I can get that.

From: Mary-Sarah Kinner <mkinner@gov.nv.gov>
Sent: Thursday, April 12, 2018 4:22 PM
To: Ryan Mulvenon <RMulvenon@cassidy.com>

AMERICAN OVERSIGHT

Cc: Christina Davis <cmdavis@gov.nv.gov>
Subject: FW: May 16/May 17--Fulcrum

Hi Ryan,

Christina forwarded your email. The invitation looks good, however, would it be possible to edit the last line of the second graph to read as follows: "The ceremony is scheduled to be attended by Fulcrum executives, strategic partners and Nevada Governor Brian Sandoval."?

Also, when do you all plan to send the invite?

Thank you!
Mary-Sarah

Mary-Sarah Kinner
Communications Director
Governor Brian Sandoval
mkinner@gov.nv.gov

From: Christina Davis <cmdavis@gov.nv.gov>
Date: Thursday, April 12, 2018 at 12:40 PM
To: Mary-Sarah Kinner <mkinner@gov.nv.gov>
Subject: FW: May 16/May 17--Fulcrum

Christina Davis

Special Assistant to the Governor

Nevada Governor Brian Sandoval

From: Ryan Mulvenon [mailto:rmulvenon@cassidy.com]
Sent: Thursday, April 12, 2018 12:38 PM
To: Christina Davis <cmdavis@gov.nv.gov>
Subject: RE: May 16/May 17--Fulcrum

Christina: here (below) is the formal invitation. Everything look good on your end?

Relatedly, we will be in touch about setting up a call to discuss all the necessary logistics in the near-term.



From: Christina Davis <cmdavis@gov.nv.gov>
Sent: Thursday, March 29, 2018 6:07 PM
To: Ryan Mulvenon <RMulvenon@cassidy.com>
Subject: RE: May 16/May 17--Fulcrum

AMERICAN OVERSIGHT

Based on the information you just provided, I have it noted on his calendar and will await the invitation with all the details. Thank you and look forward to working with you on this.

Christina Davis

Special Assistant to the Governor

Nevada Governor Brian Sandoval

From: Ryan Mulvenon [mailto:rmulvenon@cassidy.com]
Sent: Thursday, March 29, 2018 2:47 PM
To: Christina Davis <cmdavis@gov.nv.gov>
Subject: RE: May 16/May 17--Fulcrum

Christina: thanks for your patience on the formal invite. We are expecting to get that in your hands on/around April 9th.

For your information, we are looking to start the ceremony at 10:30 or 11:00 am on May 16th. We expect the speeches and groundbreaking to take about an hour followed by lunch. Expecting a crowd of about 150 to 175. We are also working with a PR firm to make sure everything goes off without a hitch on May 16.

In the meantime, do you need anything from us beyond the formal invite?

From: Christina Davis <cmdavis@gov.nv.gov>
Sent: Tuesday, March 20, 2018 1:00 PM
To: Ryan Mulvenon <RMulvenon@cassidy.com>
Subject: RE: May 16/May 17--Fulcrum

Hi Ryan, thank you for your patience on this. It looks like the 16th of May will work.

Christina Davis

Special Assistant to the Governor

Nevada Governor Brian Sandoval

AMERICAN OVERSIGHT

From: Ryan Mulvenon [mailto:rmulvenon@cassidy.com]
Sent: Monday, March 19, 2018 2:22 PM
To: Christina Davis <cmdavis@gov.nv.gov>
Subject: RE: May 16/May 17--Fulcrum

Hi Christina: just circling back to see if you've had time last week to connect re: any potential conflicts with May 16 and/or May 17.

From: Christina Davis <cmdavis@gov.nv.gov>
Sent: Thursday, March 08, 2018 2:14 PM
To: Ryan Mulvenon <RMulvenon@cassidy.com>
Subject: FW: May 16/May 17--Fulcrum

Hi Ryan, thank you for the e-mail. The soonest I am able to discuss this with the Governor is next week and I will get back to you once I've had an opportunity to do so. Thank you and have a great day.

Christina Davis

Special Assistant to the Governor

Nevada Governor Brian Sandoval

From: Ryan Mulvenon <rmulvenon@cassidy.com>
Date: Thursday, March 8, 2018 at 1:59 PM
To: Ryan McGinness <ryan@nevadadc.org>
Cc: Kai Anderson <kanderson@cassidy.com>
Subject: May 16/May 17--Fulcrum

Ryan: as we discussed a few months ago—Fulcrum is preparing for the ground-breaking event at their facility in TRIC.

In order to best accommodate Governor Sandoval, Fulcrum would like to know if Governor Sandoval has any conflicts on either May 16 or May 17?

If not, we will follow-up with a formal invite, but the object here is to have their Board commit to one of those dates at a meeting on Tuesday and we want to ensure we're working to accommodate Governor Sandoval's schedule as best we possibly can.

AMERICAN OVERSIGHT

The sooner we can get answer back on this—the better. And obviously, please keep this close as we haven't shared this with anyone else at this point.

Best,

****

Ryan Mulvenon

Vice President

Cassidy & Associates

733 10th Street, NW, Suite 400

Washington DC 20001

D: 202-585-2305

C: 202-257-6555

rmulvenon@cassidy.com



AMERICAN OVERSIGHT

Stephanie M. Klapstein

From: Denney, Felicia <FDenney@dot.nv.gov>
Sent: Thursday, April 19, 2018 5:18 PM
To: Jenni Cartwright; Paul Nicks; Ken Adams; Julie Kidd; 'Jaimarie.Dagdagan@lcb.state.nv.us'; 'Leanndra.copeland@lcb.state.nv.us'(Leanndra.copeland@lcb.state.nv.us); 'MKrmpotic@lcb.state.nv.us'; Daniels, Seth L; Bennett, Rachel; Michele K. Lynn; Bridgette Mackey-Garrison
Cc: Nellis, Robert C; Michael Dietrich; David Haws; Pat Sheehan; Whalen, James J; PatrickCates; James R. Wells
Subject: RE: Microwave Utilizations
Attachments: Radio Usage Information_.xlsx; Usage for FY19 Funding Shortfall V2.xlsx

Hello everyone,

I have attached the radio usage document that was distributed today for your reference. Please keep in mind that these statistics cover usage data from November 29, 2015 through November 29, 2016. This is also the only comprehensive usage data we have available at this time, and is assumed to be reflective of ongoing radio system activity.

I suggest that non-state users not be included in the calculations in the "Usage for FY 2019 Funding Shortfall document" as their contribution will be in the form of user fees and not an upfront contribution to the project. I have provided an update to this document titled "Usage for FY 2019 Funding Shortfall document V2" with suggested changes shaded blue (Microwave Usage worksheet rows 100-103). This changes the bottom line in the spreadsheet to 74% Highway Fund and 26% Non-Highway Fund and excludes non-state users.

Thanks,

Felicia

From: Jenni Cartwright [mailto:j.cartwright@admin.nv.gov]
Sent: Thursday, April 19, 2018 3:27 PM
To: Denney, Felicia <FDenney@dot.nv.gov>; Paul Nicks <pnicks@finance.nv.gov>; Ken Adams <link@admin.nv.gov>; Julie Kidd <j.kidd@admin.nv.gov>; 'Jaimarie.Dagdagan@lcb.state.nv.us' <Jaimarie.Dagdagan@lcb.state.nv.us>; 'Leanndra.copeland@lcb.state.nv.us' (Leanndra.copeland@lcb.state.nv.us) <Leanndra.copeland@lcb.state.nv.us>; 'MKrmpotic@lcb.state.nv.us' <MKrmpotic@lcb.state.nv.us>; Daniels, Seth L <SDaniels@dot.nv.gov>; Bennett, Rachel <rachel.bennett@dot.nv.gov>; Michele K. Lynn <mlynn@admin.nv.gov>; Bridgette Mackey-Garrison <bmgarrison@finance.nv.gov>
Cc: Nellis, Robert C <RNellis@dot.nv.gov>; Michael Dietrich <MDietrich@admin.nv.gov>; David Haws <dhaws@admin.nv.gov>; Pat Sheehan <pmsheehan@admin.nv.gov>; Whalen, James J <JWhalen@dot.nv.gov>; Patrick Cates <pcates@admin.nv.gov>; James R. Wells <jwells@finance.nv.gov>
Subject: Microwave Utilizations

Good afternoon.

I would like to sincerely thank you all for your time this morning – I thought the meeting was very productive, and we made good progress towards a solution for the Microwave project funding shortfall. Attached is a breakdown of the EITS Microwave System circuit usage for FY18, as well as a quick update on the total funding need.

AMERICAN OVERSIGHT

Updated Unfunded Microwave Project Costs FY19		
Per Powerpoint/meeting 4-19-18 - Aviat	1,882,095	
Per Powerpoint/meeting 4-19-18 - Federal Engineering	9,726	
Delayed Network Monitoring (7/1/18 to 1/1/19)	(118,033)	(ongoing annual Network Monitoring will be $
Network Monitoring Credits (per site adjustments)	(39,002)	
Total Unfunded Project Costs FY19	**$ 1,734,786**	

Please don't hesitate to let me know if you need any further information.

Thanks,

Jenni Cartwright | Administrator | Administrative Services Division
State of Nevada | Department of Administration
209 E. Musser Street, Room 304, Carson City, NV 89701-3716
T: (775) 684-0281 | E: j.cartwright@admin.nv.gov

AMERICAN OVERSIGHT

NV-DA-20-0615-A-005817

Updated Unfunded Microwave Project Costs FY19	
Per Powerpoint/meeting 4-19-18 - Aviat	1,882,095
Per Powerpoint/meeting 4-19-18 - Federal Engineering	9,726
Delayed Network Monitoring (7/1/18 to 1/1/19)	(118,033)
Network Monitoring Credits (per site adjustments)	(39,002)
Total Unfunded Project Costs FY19	**$ 1,734,786**

AMERICAN OVERSIGHT

(ongoing annual Network Monitoring will be $236,065 vs original $275,068)

AMERICAN OVERSIGHT

BA 1388 - NETWORK TRANSPORT SERVICES
UTILIZATIONS FY2018

		FY18	
BUDGET	**AGENCY**	**CIRCUITS 7552**	**DS0 CIRCUITS 7551**
1000	OFFICE OF THE GOVERNOR		4
1051	SoS HAVA ELECTION REFORM	1	
1366	BUILDINGS & GROUNDS MARLETTE LAKE		
1386	DOIT COMMUNICATIONS & NETWORK ENGINEERING	8	
1387	DOIT TELECOMMUNICATIONS		
3218	HEALTH DIVISION		
3235	HHS - EMERGENCY MEDICAL SERVICES		
3673	PUBLIC SAFETY, EMERGENCY MANAGEMENT DIVISION		
3710	DOC NETWORK GROUP	1	64
3719	PRISON INDUSTRY		4
4162	STATE PARKS		
4195	FORESTRY		6
4198	FORESTRY CONSERVATION CAMPS		34
4452	WILDLIFE - ADMINISTRATION		
4463	WILDLIFE - LAW ENFORCEMENT		26
4660	TRANSPORTATION ADMINISTRATION	10	1100
4702	DPS GENERAL SERVICES	4	
4713	PUBLIC SAFETY, HIGHWAY PATROL	1	
4733	DPS TECHNOLOGY DIVISION		
N101	ALPINE COUNTY / MARKLEEVILLE SHERIFF STATION		
N117	CITY OF CARLIN		2
N118	BUREAU OF LAND MANAGEMENT		
N123	KLXV CLARK CO. SCHOOL DIST., VEGAS PBS		
N124	CLARK CO. INFORMATION TECHNOLOGY DEPT		
N128	COMMNET WIRELESS - PROSPECT PEAK		
N128A	COMMNET WIRELESS - AUSTIN		
N132	ELKO COUNTY SHERIFF	2	
	ELKO COUNTY ROADS		
N134	ELKO TV DISTRICT		
N139	EUREKA CO SCHOOL DISTRICT		
	EUREKA CO FIRE		
N140	EUREKA COUNTY TV DISTRICT		
N142	FEDERAL AVIATION ADMINISTRATION		
N143	FEDERAL AVIATION ADMINISTRATION		
N146	NEW CINGULAR WIRELESS		
N152	HUMBOLDT COUNTY COMMUNICATIONS DEPT		
N162	KRXI TV		
N166	KNIS		
N168	NEVADA PUBLIC RADIO		

AMERICAN OVERSIGHT

N172	KOLO (GRAY TV)		
N180	LANDER COUNTY SHERIFF		
N183	LAS VEGAS METRO PD		
N188	LINCLOLN COUNTY SHERIFF		
N189	LINCOLN COUNTY TV DISTRICT		
N203	MT WHEELER POWER		
N209	NGP BLUE MOUNTAIN	1	
N229	NYE COUNTY TREASURER		
N231	NV ENERGY		
N232	NYE COUNTY PUBLIC WORKS		
N234	NYE COUNTY SHERIFF		
N236	NY COUNTY TONOPAH FIRE DEPT		
N242	PERSHING COUNTY SHERIFF		
N245	RAFT RIVER ELECTRIC		
N257	SNACC		
N260	SOUTWEST GAS		
N263	SPRINT		
N272	STOREY COUNTY COMMUNICATIONS		
N276	US DEPT OF DEFENSE, FALLON NAVAL AIR STATION		
N278	FEDERAL BUREAU OF INVESTIGATION		8
N280	US DEPT OF AGRIGULTURE, USFS		20
N293	WHITE PINE COUNTY TV DISTRICT		
N295	WESTNET NEVADA (A.N.T.) - MILLER		
N295	WESTNET NEVADA (A.N.T.) - MONTEZUMA		
N295	WESTNET NEVADA (A.N.T.)		
N295	WESTNET NEVADA (A.N.T.)		
N296	WHITE PINE COUNTY SHERIFF		
N297	WELLS RURAL ELECTRIC		
N312	EUREKA CO PUBLIC WORKS		
N313	ORMAT NEVADA		
N319	RUBY RADIO		
N323	ELKO CO FIRE PROT DIST	1	36
N325	CENTRAL NEVADA ACDC ELECTRIC		
N326	ARIZONA NEVADA TOWER - AUSTIN		
N326	ARIZONA NEVADA TOWER - PROSPECT		
N326	ARIZONA NEVADA TOWER - MARY'S		
N326	ARIZONA NEVADA TOWER - MCCLELLAN		
N492	NATIONAL WEATHER SERVICE		20
N494	SKY FIBER INTERNET		
N495	NOMADIC BROADCASTING		
U879	UNR SEISMOLOGY		
U892	UNR GEOGRAPHY		

AMERICAN OVERSIGHT

	TOTALS:	29	1324

Highway Fund Circuits %	82%
Non-Highway Circuits %	18%

NSRS Usage (from Felicia Denney 4/19/18)	Minutes	% Usage
General Fund	91,267	7.7%
Highway Fund	1,066,407	90.3%
Other State Users	23,795	2.0%
Non-State Users (Locals & EMS)		
Total	**1,181,468**	**100%**

Microwave System/NSRS Highway Fund Usage	**74%**
Microwave System/NSRS Non-Highway Fund Usage	**26%**

AMERICAN OVERSIGHT

AMERICAN OVERSIGHT

AMERICAN OVERSIGHT

AMERICAN OVERSIGHT

AGENCY	FUND	BUDGET ACCOUNT	STATE OF NEVADA USERS	RADIO COUNT	USAGE (MINUTES)
550	101 - General Fund	4546	DEPARTMENT OF AGRICULTURE	17	23.60
030	101 - General Fund	Various	ATTORNEY GENERAL NORTH	44	71.88
030	101 - General Fund	Various	ATTORNEY GENERAL SOUTH	58	88.94
751	101 - General Fund	3922	BUSINESS AND INDUSTRY - TRANSPORTATION AUTHORITY	11	2,311.81
750	245 - Taxicab Authority Fund	4130	BUSINESS AND INDUSTRY - TAXI CAB AUTHORITY	49	10,997.02
704	101 - General Fund	4162	CONSERVATION & NATURUAL RESOURCES - STATE PARKS	84	2,686.29
409	101 - General Fund	3263	DIVISION OF CHILD AND FAMILY SERVICES - YOUTH PAROLE	51	3,190.98
440	101 - General Fund	3710	DEPARTMENT OF CORRECTIONS	41	0.14
706	101 - General Fund	4195	DIVISION OF FORESTRY	3	32.08
810	201 - Highway Fund	4740	DEPARTMENT OF MOTOR VEHICLES - COMPIANCE ENFORCEMENT	31	1,064.25
810	101 - General Fund	4722	DEPARTMENT OF MOTOR VEHICLES - POLLUTION ENFORCEMENT	17	1,005.53
657	710 - Buildings & Grounds Fund	4727	DEPARTMENT OF PUBLIC SAFETY - CAPITOL POLICE	54	10,215.29
654	101 - General Fund	3673	DEPARTMENT OF PUBLIC SAFETY - EMERGENCY MANAGEMENT	61	164.32
650	101 - General Fund	3743	DEPARTMENT OF PUBLIC SAFETY - INVESTIGATIONS	103	2,631.52
651	201 - Highway Fund	4713	DEPARTMENT OF PUBLIC SAFETY - HIGHWAY PATROL	1,387	977,376.42
652	101 - General Fund	3740	DEPARTMENT OF PUBLIC SAFETY - PAROLE & PROBATION	562	57,094.84
656	101 - General Fund	3816	DEPARTMENT OF PUBLIC SAFETY - STATE FIRE MARSHALL	12	634.69
180	721 - Information Services Fund	1388	DEPARTMENT OF ADMINISTRATION - ENTERPRISE IT SERVICES (EITS)	25	229.15
409	101 - General Fund	3229	DEPARTMENT OF HEALTH AND HUMAN SERVICES - RURAL NURSES	80	248.59
170	327 - Legislative Fund	2631	LEGISLATIVE COUNCIL BUREAU - POLICE	43	2,353.23
800	201 - Highway Fund	4660	DEPARTMENT OF TRANSPORTATION - FREEWAY SERVICE PATROL	39	33,637.70
800	201 - Highway Fund	4600	DEPARTMENT OF TRANSPORTATION	2,397	54,328.47
431	101 - General Fund	3650	OFFICE OF THE MILITARY	104	1,571.67
040	101 - General Fund	1050	SECRETARY OF STATE	10	1.28
090	101 - General Fund	1494	SUPREME COURT MARSHALLS OFFICE	7	98.26
350	101 - General Fund	2987	UNIVERSITY OF NEVADA, LAS VEGAS	679	19,410.12
			TOTALS	5,969	1,181,468.07

AMERICAN OVERSIGHT

USAGE (% MINUTES)		Row Labels	USAGE (MINUTES)	USAGE (%)
0.00%		101 - General Fund	91,266.54	7.72%
0.01%		201 - Highway Fund	1,066,406.84	90.26%
0.01%		245 - Taxicab Authority Fund	10,997.02	0.93%
0.20%		327 - Legislative Fund	2,353.23	0.20%
0.93%		710 - Buildings & Grounds Fund	10,215.29	0.86%
0.23%		721 - Information Services Fund	229.15	0.02%
0.27%		**Grand Total**	**1,181,468.07**	**100.00%**
0.00%				
0.00%				
0.09%				
0.09%				
0.86%				
0.01%				
0.22%				
82.73%				
4.83%				
0.05%				
0.02%				
0.02%				
0.20%				
2.85%				
4.60%				
0.13%				
0.00%				
0.01%				
1.64%				
100.00%				

AMERICAN OVERSIGHT

NSRS RADIO ACTIVITY REPORT

Start Date and Time: 11/29/2015; 7:17 PM
End Date and Time: 11/29/2016; 7:16 PM

NSRS AGENCY SUMMARY TOTAL

	RADIO COUNT	TOTAL MINUTES
COMBINED TOTAL	6,633	1,201,995

NSRS INDIVIDUAL MEMBER AGENCY TOTALS

AGENCY		RADIO COUNT	TOTAL MINUTES
State of Nevada Users:			
NEVADA DEPARTMENT OF AGRICULTURE		**17**	**24**
NEVADA ATTORNEY GENERAL			
NEVADA ATTORNEY GENERAL NORTH		44	72
NEVADA ATTORNEY GENERAL SOUTH		58	89
	TOTAL	**102**	**161**
NEVADA BUSINESS AND INDUSTRY			
NEVADA TRANSPORTATION AUTHORITY		11	2,312
TAXI CAB AUTHORITY		49	10,997
	TOTAL	**60**	**13,309**
NEVADA CONSERVATION & NATURUAL RESOURCES - STATE PARKS		**84**	**2,686**
NEVADA DIVISION OF CHILD AND FAMILY SERVICES - YOUTH PAROLE		**51**	**3,191**
NEVADA DEPARTMENT OF CORRECTIONS		**41**	**0.14**
NEVADA DIVISION OF FORESTRY		**3**	**32**
NEVADA DEPARTMENT OF MOTOR VEHICLES			
COMPIANCE ENFORCEMENT		31	1,064
POLLUTION ENFORCEMENT		17	1,006
	TOTAL	**48**	**2,070**
NEVADA DEPARTMENT OF PUBLIC SAFETY			
CAPITOL POLICE		54	10,215
EMERGENCY MANAGEMENT		61	164
INVESTIGATIONS		103	2,632
HIGHWAY PATROL		1,387	977,376
PAROLE & PROBATION		562	57,095
STATE FIRE MARSHALL		12	635
	TOTAL	**2,179**	**1,048,117**
NEVADA DEPARTMENT OF ADMINISTRATION - ENTERPRISE IT SERVICES (EITS)		**25**	**229**
NEVADA DEPARTMENT OF HEALTH AND HUMAN SERVICES - RURAL NURSES		**80**	**249**
NEVADA LEGISLATIVE COUNCIL BUREAU - POLICE		**43**	**2,353**
NEVADA DEPARTMENT OF TRANSPORTATION			
FREEWAY SERVICE PATROL		39	33,638
DEPTARTMENT OF TRANSPORTATION		2,397	54,328
	TOTAL	**2,436**	**87,966**
NEVADA OFFICE OF THE MILITARY		**104**	**1,572**
NEVADA SECRETARY OF STATE		**10**	**1**
NEVADA SUPREME COURT MARSHALLS OFFICE		**7**	**98**
UNIVERSITY OF NEVADA, LAS VEGAS		**679**	**19,410**
	TOTAL	**5,969**	**1,181,468**

AMERICAN OVERSIGHT

NV-DA-20-0615-A-005828

NSRS INDIVIDUAL MEMBER AGENCY TOTALS

AGENCY		RADIO COUNT	TOTAL MINUTES
Other System Users:			
CARSON CITY		4	119
CLARK COUNTY		20	25
ELKO COUNTY		320	17,281
HENDERSON, CITY OF		1	0
LAS VEGAS METRO		63	0.31
NORTH LAS VEGAS, CITY OF		25	0.01
NYE COUNTY		8	0.06
WEST WENDOVER POLICE		21	76
FEDERAL PROTECTIVE SERVICES		7	0
SOUTH FORK TRIBAL POLICE		4	157
WESTERN SHOSHONE		7	256
	TOTAL	**480**	**17914**
EMERGENCY MEDICAL SERVICES - AMBULANCE AND FIRE DEPARTMENT SERVICES			
AMARGOSA EMS		2	0
BANNER CHURCHILL		2	263
BARRICK CORTEZ MINE		2	6
BARRICK GOLDSTRIKE MINES, INC.		3	4
BARRICK GOLD EXPLORATION		2	0.04
BATTLE MOUNTAIN		3	0
BEATTY		2	0
CARLIN VOLUNTEER FIRE DEPARTMENT		2	40
CHURCHILL COUNTY		4	39
CLARK COUNTY SNHD		1	0
CRESCENT VALLEY		2	14
ELKO		1	0.12
CITY OF ELKO FIRE DEPARTMENT		1	78
ELY VOLUNTEER FIRE DEPARTMENT, EMS		3	21
EUREKA COUNTY		1	0
FALLON NAS		4	58
FISH LAKE VOLUNTEER AMBULANCE		2	0
GABBS VOLUNTEER FIRE/AMBULANCE		1	0
GOLDFIELD AMBULANCE		2	0
HELICOPTER		4	0
	TOTAL	**44**	**524**

AMERICAN OVERSIGHT

NSRS INDIVIDUAL MEMBER AGENCY TOTALS

AGENCY	RADIO COUNT	TOTAL MINUTES
EMERGENCY MEDICAL SERVICES - AMBULANCE AND FIRE DEPARTMENT SERVICES: (Cont.)		
HUMBOLDT COUNTY	10	103
HUMBOLDT GENERAL HOSPITAL AMBULANCE	7	68
ITERC	23	9
JACKPOT	2	0
LANDER COUNTY EMS	2	0.03
LINCOLN COUNTY	7	0.07
MCDERMITT	2	78
MERCURY AMBULANCE	1	0
MINA	1	31
MINERAL COUNTY WALKER LAKE	1	3
MINERAL COUNTY VOLUNTEER AMBULANCE	2	0
MINERAL COUNTY	3	0.68
NATIONAL SECURITY TECHNOLOGIES	6	4
NEWMONT GOLD	2	22
NEWMONT MINE	3	5
NORTH LAKE TAHOE FPD	1	0
NYE AMBULANCE	2	16
OWYHEE AMBULANCE SERVICE	3	18
PAHRUMP	6	628
PERSHING COUNTY	4	30
REMSA	7	149
REMSA HELICOPTER	4	100
ROUND MOUNTAIN GOLD	2	0.03
SILVER PEAK AMBULANCE	2	0
SMOKEY VALLEY EMS	2	0.24
SOUTH LYON COUNTY		0
SUMMIT AIR AMBULANCE	1	0
TONOPAH EMS	2	0.50
WALKER LAKE SHURZ	2	36
WENDOVER AMBULANCE SERVICE	2	0.05
WEST WENDOVER	2	0
WELLS	2	0
WINNEMUCCA EMS	1	0
TOTAL	**117**	**1301**

AMERICAN OVERSIGHT

NSRS INDIVIDUAL MEMBER AGENCY TOTALS

AGENCY		RADIO COUNT	TOTAL MINUTES
EMERGENCY MEDICAL SERVICES - NEVADA HOSPITALS:			
BARTON MEMORIAL		1	0
CARSON TAHOE REG. MED CENTER		1	0
CARSON VALLEY MEDICAL CENTER		2	0
INCLINE VILLAGE COMMUNITY HOSPITAL		1	1
RENOWN REGIONAL MEDICAL CENTER		1	4
BANNER CHURCHILL COMMUNITY HOSPITAL		3	366
BATTLE MOUNTAIN GENERAL HOSPITAL		1	18
DESERT VIEW HOSPITAL		1	112
GARDNERVILLE		1	0
HUMBOLDT GENERAL HOSPITAL		3	95
MOUNT GRANT GENERAL HOSPITAL		1	0
NORTHEASTERN NEVADA REGIONAL HOSPITAL		1	161
NYE REGIONAL MEDICAL CENTER		1	0
PERSHING GENERAL HOSPITAL		1	17
SOUTH LYON MEDICAL CENTER		1	0
WILLIAM BEE RIRIE CRITICAL ACCESS HOSPITAL		3	14
	TOTAL	**23**	**788**
	GRAND TOTAL	**6633**	**1,201,995**

AMERICAN OVERSIGHT

SORTED BY USAGE

AGENCY	FUND	BUDGET ACCOUNT	STATE OF NEVADA USERS	RADIO COUNT	RADIO COUNT %	USAGE (MINUTES)	USAGE (% MINUTES)
651	201 - Highway Fund	4713	DEPARTMENT OF PUBLIC SAFETY - HIGHWAY PATROL	1,387	23.24%	977,376.42	82.73%
652	101 - General Fund	3740	DEPARTMENT OF PUBLIC SAFETY - PAROLE & PROBATION	562	9.42%	57,094.84	4.83%
800	201 - Highway Fund	4600	DEPARTMENT OF TRANSPORTATION	2,397	40.16%	54,328.47	4.60%
800	201 - Highway Fund	4660	DEPARTMENT OF TRANSPORTATION - FREEWAY SERVICE PATROL	39	0.65%	33,637.70	2.85%
350	101 - General Fund	2987	UNIVERSITY OF NEVADA, LAS VEGAS	679	11.38%	19,410.12	1.64%
750	245 - Taxicab Authority Fund	4130	BUSINESS AND INDUSTRY - TAXI CAB AUTHORITY	49	0.82%	10,997.02	0.93%
657	710 - Buildings & Grounds Fund	4727	DEPARTMENT OF PUBLIC SAFETY - CAPITOL POLICE	54	0.90%	10,215.29	0.86%
409	101 - General Fund	3263	DIVISION OF CHILD AND FAMILY SERVICES - YOUTH PAROLE	51	0.85%	3,190.98	0.27%
704	101 - General Fund	4162	CONSERVATION & NATURUAL RESOURCES - STATE PARKS	84	1.41%	2,686.29	0.23%
650	101 - General Fund	3743	DEPARTMENT OF PUBLIC SAFETY - INVESTIGATIONS	103	1.73%	2,631.52	0.22%
170	327 - Legislative Fund	2631	LEGISLATIVE COUNCIL BUREAU - POLICE	43	0.72%	2,353.23	0.20%
751	101 - General Fund	3922	BUSINESS AND INDUSTRY - TRANSPORTATION AUTHORITY	11	0.18%	2,311.81	0.20%
431	101 - General Fund	3650	OFFICE OF THE MILITARY	104	1.74%	1,571.67	0.13%
810	201 - Highway Fund	4740	DEPARTMENT OF MOTOR VEHICLES - COMPIANCE ENFORCEMENT	31	0.52%	1,064.25	0.09%
810	101 - General Fund	4722	DEPARTMENT OF MOTOR VEHICLES - POLLUTION ENFORCEMENT	17	0.28%	1,005.53	0.09%
656	101 - General Fund	3816	DEPARTMENT OF PUBLIC SAFETY - STATE FIRE MARSHALL	12	0.20%	634.69	0.05%
409	101 - General Fund	3229	DEPARTMENT OF HEALTH AND HUMAN SERVICES - RURAL NURSES	80	1.34%	248.59	0.02%
180	721 - Information Services Fund	1388	DEPARTMENT OF ADMINISTRATION - ENTERPRISE IT SERVICES (EITS)	25	0.42%	229.15	0.02%
654	101 - General Fund	3673	DEPARTMENT OF PUBLIC SAFETY - EMERGENCY MANAGEMENT	61	1.02%	164.32	0.01%
090	101 - General Fund	1494	SUPREME COURT MARSHALLS OFFICE	7	0.12%	98.26	0.01%
030	101 - General Fund	Various	ATTORNEY GENERAL SOUTH	58	0.97%	88.94	0.01%
030	101 - General Fund	Various	ATTORNEY GENERAL NORTH	44	0.74%	71.88	0.01%
706	101 - General Fund	4195	DIVISION OF FORESTRY	3	0.05%	32.08	0.00%
550	101 - General Fund	4546	DEPARTMENT OF AGRICULTURE	17	0.28%	23.60	0.00%
040	101 - General Fund	1050	SECRETARY OF STATE	10	0.17%	1.28	0.00%
440	101 - General Fund	3710	DEPARTMENT OF CORRECTIONS	41	0.69%	0.14	0.00%
			TOTALS	5,969	100.00%	1,181,468.07	100.00%

Row Labels	USAGE (MINUTES)	USAGE (%)
101 - General Fund	91,266.54	7.72%
201 - Highway Fund	1,066,406.84	90.26%
245 - Taxicab Authority Fund	10,997.02	0.93%
327 - Legislative Fund	2,353.23	0.20%
710 - Buildings & Grounds Fund	10,215.29	0.86%
721 - Information Services Fund	229.15	0.02%
Grand Total	**1,181,468.07**	**100.00%**

AMERICAN OVERSIGHT

SORTED BY FUND

AGENCY	FUND	BUDGET ACCOUNT	STATE OF NEVADA USERS	RADIO COUNT	RADIO COUNT %	USAGE (MINUTES)	USAGE (% MINUTES)
652	101 - General Fund	3740	DEPARTMENT OF PUBLIC SAFETY - PAROLE & PROBATION	562	9.42%	57,094.84	4.83%
350	101 - General Fund	2987	UNIVERSITY OF NEVADA, LAS VEGAS	679	11.38%	19,410.12	1.64%
409	101 - General Fund	3263	DIVISION OF CHILD AND FAMILY SERVICES - YOUTH PAROLE	51	0.85%	3,190.98	0.27%
704	101 - General Fund	4162	CONSERVATION & NATURUAL RESOURCES - STATE PARKS	84	1.41%	2,686.29	0.23%
650	101 - General Fund	3743	DEPARTMENT OF PUBLIC SAFETY - INVESTIGATIONS	103	1.73%	2,631.52	0.22%
751	101 - General Fund	3922	BUSINESS AND INDUSTRY - TRANSPORTATION AUTHORITY	11	0.18%	2,311.81	0.20%
431	101 - General Fund	3650	OFFICE OF THE MILITARY	104	1.74%	1,571.67	0.13%
810	101 - General Fund	4722	DEPARTMENT OF MOTOR VEHICLES - POLLUTION ENFORCEMENT	17	0.28%	1,005.53	0.09%
656	101 - General Fund	3816	DEPARTMENT OF PUBLIC SAFETY - STATE FIRE MARSHALL	12	0.20%	634.69	0.05%
409	101 - General Fund	3229	DEPARTMENT OF HEALTH AND HUMAN SERVICES - RURAL NURSES	80	1.34%	248.59	0.02%
654	101 - General Fund	3673	DEPARTMENT OF PUBLIC SAFETY - EMERGENCY MANAGEMENT	61	1.02%	164.32	0.01%
090	101 - General Fund	1494	SUPREME COURT MARSHALLS OFFICE	7	0.12%	98.26	0.01%
030	101 - General Fund	Various	ATTORNEY GENERAL SOUTH	58	0.97%	88.94	0.01%
030	101 - General Fund	Various	ATTORNEY GENERAL NORTH	44	0.74%	71.88	0.01%
706	101 - General Fund	4195	DIVISION OF FORESTRY	3	0.05%	32.08	0.00%
550	101 - General Fund	4546	DEPARTMENT OF AGRICULTURE	17	0.28%	23.60	0.00%
040	101 - General Fund	1050	SECRETARY OF STATE	10	0.17%	1.28	0.00%
440	101 - General Fund	3710	DEPARTMENT OF CORRECTIONS	41	0.69%	0.14	0.00%
651	201 - Highway Fund	4713	DEPARTMENT OF PUBLIC SAFETY - HIGHWAY PATROL	1,387	23.24%	977,376.42	82.73%
800	201 - Highway Fund	4600	DEPARTMENT OF TRANSPORTATION	2,397	40.16%	54,328.47	4.60%
800	201 - Highway Fund	4660	DEPARTMENT OF TRANSPORTATION - FREEWAY SERVICE PATROL	39	0.65%	33,637.70	2.85%
810	201 - Highway Fund	4740	DEPARTMENT OF MOTOR VEHICLES - COMPIANCE ENFORCEMENT	31	0.52%	1,064.25	0.09%
750	245 - Taxicab Authority Fund	4130	BUSINESS AND INDUSTRY - TAXI CAB AUTHORITY	49	0.82%	10,997.02	0.93%
170	327 - Legislative Fund	2631	LEGISLATIVE COUNCIL BUREAU - POLICE	43	0.72%	2,353.23	0.20%
657	710 - Buildings & Grounds Fund	4727	DEPARTMENT OF PUBLIC SAFETY - CAPITOL POLICE	54	0.90%	10,215.29	0.86%
180	721 - Information Services Fund	1388	DEPARTMENT OF ADMINISTRATION - ENTERPRISE IT SERVICES (EITS)	25	0.42%	229.15	0.02%
			TOTALS	5,969	100.00%	1,181,468.07	100.00%

Row Labels	USAGE (MINUTES)	USAGE (%)
101 - General Fund	91,266.54	7.72%
201 - Highway Fund	1,066,406.84	90.26%
245 - Taxicab Authority Fund	10,997.02	0.93%
327 - Legislative Fund	2,353.23	0.20%
710 - Buildings & Grounds Fund	10,215.29	0.86%
721 - Information Services Fund	229.15	0.02%
Grand Total	**1,181,468.07**	**100.00%**

AMERICAN OVERSIGHT

USAGE SUMMARIES (STATE USERS ONLY)

FUND	STATE OF NEVADA USERS	USAGE (MINUTES)	USAGE (%)
101 - General Fund	ATTORNEY GENERAL NORTH	71.88	0.01%
	ATTORNEY GENERAL SOUTH	88.94	0.01%
	BUSINESS AND INDUSTRY - TRANSPORTATION AUTHORITY	2,311.81	0.20%
	CONSERVATION & NATURUAL RESOURCES - STATE PARKS	2,686.29	0.23%
	DEPARTMENT OF AGRICULTURE	23.60	0.00%
	DEPARTMENT OF CORRECTIONS	0.14	0.00%
	DEPARTMENT OF HEALTH AND HUMAN SERVICES - RURAL NURSES	248.59	0.02%
	DEPARTMENT OF MOTOR VEHICLES - POLLUTION ENFORCEMENT	1,005.53	0.09%
	DEPARTMENT OF PUBLIC SAFETY - EMERGENCY MANAGEMENT	164.32	0.01%
	DEPARTMENT OF PUBLIC SAFETY - STATE FIRE MARSHALL	634.69	0.05%
	DEPARTMENT OF PUBLIC SAFETY - INVESTIGATIONS	2,631.52	0.22%
	DEPARTMENT OF PUBLIC SAFETY - PAROLE & PROBATION	57,094.84	4.83%
	DIVISION OF CHILD AND FAMILY SERVICES - YOUTH PAROLE	3,190.98	0.27%
	DIVISION OF FORESTRY	32.08	0.00%
	OFFICE OF THE MILITARY	1,571.67	0.13%
	SECRETARY OF STATE	1.28	0.00%
	SUPREME COURT MARSHALLS OFFICE	98.26	0.01%
	UNIVERSITY OF NEVADA, LAS VEGAS	19,410.12	1.64%
101 - General Fund Total		**91,266.54**	**7.72%**
201 - Highway Fund	DEPARTMENT OF MOTOR VEHICLES - COMPIANCE ENFORCEMENT	1,064.25	0.09%
	DEPARTMENT OF PUBLIC SAFETY - HIGHWAY PATROL	977,376.42	82.73%
	DEPARTMENT OF TRANSPORTATION	54,328.47	4.60%
	DEPARTMENT OF TRANSPORTATION - FREEWAY SERVICE PATROL	33,637.70	2.85%
201 - Highway Fund Total		**1,066,406.84**	**90.26%**
245 - Taxicab Authority Fund	BUSINESS AND INDUSTRY - TAXI CAB AUTHORITY	10,997.02	0.93%
245 - Taxicab Authority Fund Total		**10,997.02**	**0.93%**
327 - Legislative Fund	LEGISLATIVE COUNCIL BUREAU - POLICE	2,353.23	0.20%
327 - Legislative Fund Total		**2,353.23**	**0.20%**
710 - Buildings & Grounds Fund	DEPARTMENT OF PUBLIC SAFETY - CAPITOL POLICE	10,215.29	0.86%
710 - Buildings & Grounds Fund Total		**10,215.29**	**0.86%**
721 - Information Services Fund	DEPARTMENT OF ADMINISTRATION - ENTERPRISE IT SERVICES (EITS)	229.15	0.02%
721 - Information Services Fund Total		**229.15**	**0.02%**
Grand Total		**1,181,468.07**	**100.00%**

Row Labels	USAGE (MINUTES)	USAGE (%)
101 - General Fund	91,266.54	7.72%
201 - Highway Fund	1,066,406.84	90.26%
245 - Taxicab Authority Fund	10,997.02	0.93%
327 - Legislative Fund	2,353.23	0.20%
710 - Buildings & Grounds Fund	10,215.29	0.86%
721 - Information Services Fund	229.15	0.02%
Grand Total	**1,181,468.07**	**100.00%**

AMERICAN OVERSIGHT

Stephanie M. Klapstein

From: Ryan McGinness <ryan@nevadadc.org>
Sent: Saturday, April 21, 2018 8:55 AM
To: Pam Robinson
Subject: Re: Nevada Opportunity Zone Nomination

It was open until 11:59p ET

Ryan McGinness | Sent Wirelessly

On Apr 21, 2018, at 8:45 AM, Pam Robinson <probinson@gov.nv.gov> wrote:

> Too funny. Gov didn't get back to the office until 4:30! Took his time and seemed unconcerned..... 8 months.....
>
> Sent from my Sprint Samsung Galaxy S® 6 edge.
>
> -------- Original message --------
> From: Ryan McGinness <ryan@nevadadc.org>
> Date: 4/21/18 8:43 AM (GMT-08:00)
> To: Pam Robinson <probinson@gov.nv.gov>
> Subject: Re: Nevada Opportunity Zone Nomination
>
> WH was lighting me and mike up last night. We were the last state to submit, ha. I told them we like the drama of suspense.
>
> Ryan McGinness | Sent Wirelessly
>
> On Apr 21, 2018, at 8:43 AM, Pam Robinson <probinson@gov.nv.gov> wrote:
>
> > Sent from my Sprint Samsung Galaxy S® 6 edge.
> >
> > -------- Original message --------
> > From: Andrew Clinger <aclinger@gov.nv.gov>
> > Date: 4/21/18 8:31 AM (GMT-08:00)
> > To: NV GUV 30 <NVGUV30@gov.nv.gov>, "Michael J. Willden" <mwillden@gov.nv.gov>, Pam Robinson <probinson@gov.nv.gov>, "Kathryn E. Reynolds" <kreynolds@gov.nv.gov>, Mary-Sarah Kinner <mkinner@gov.nv.gov>
> > Subject: Fwd: Nevada Opportunity Zone Nomination
> >
> > FYI

AMERICAN OVERSIGHT

Andrew Clinger
Senior Advisor
Office of Governor Brian Sandoval
101 North Carson Street
Carson City, NV 89701
T: 775-684-5670|D: 775-684-5667|F: 775-684-5683|E: aclinger@gov.nv.gov

Begin forwarded message:

From: Opportunity Zone <opportunityzone@cdfi.treas.gov>
Date: April 20, 2018 at 5:47:47 PM PDT
To: "aclinger@gov.nv.gov" <aclinger@gov.nv.gov>
Subject: Nevada Opportunity Zone Nomination

This email acknowledges receipt of Nevada Governor Sandoval's nomination of population census tracts for designation as qualified opportunity zones. The CDFI Fund will begin its review of the nomination and will respond with a designation or any questions within the 30-day consideration period. Thank you.

Jeff Merkowitz
Senior Advisor
Community Development Financial Institutions Fund
U.S. Department of the Treasury
202-653-0329
www.cdfifund.gov



AMERICAN OVERSIGHT

Stephanie M. Klapstein

From: Ryan McGinness <ryan@nevadadc.org>
Sent: Saturday, April 21, 2018 8:44 AM
To: Pam Robinson
Subject: Re: Nevada Opportunity Zone Nomination

WH was lighting me and mike up last night. We were the last state to submit, ha. I told them we like the drama of suspense.

Ryan McGinness | Sent Wirelessly

On Apr 21, 2018, at 8:43 AM, Pam Robinson <probinson@gov.nv.gov> wrote:

Sent from my Sprint Samsung Galaxy S® 6 edge.

-------- Original message --------
From: Andrew Clinger <aclinger@gov.nv.gov>
Date: 4/21/18 8:31 AM (GMT-08:00)
To: NV GUV 30 <NVGUV30@gov.nv.gov>, "Michael J. Willden" <mwillden@gov.nv.gov>, Pam Robinson <probinson@gov.nv.gov>, "Kathryn E. Reynolds" <kreynolds@gov.nv.gov>, Mary-Sarah Kinner <mkinner@gov.nv.gov>
Subject: Fwd: Nevada Opportunity Zone Nomination

FYI

Andrew Clinger
Senior Advisor
Office of Governor Brian Sandoval
101 North Carson Street
Carson City, NV 89701
T: 775-684-5670|D: 775-684-5667|F: 775-684-5683|E: aclinger@gov.nv.gov

Begin forwarded message:

> **From:** Opportunity Zone <opportunityzone@cdfi.treas.gov>
> **Date:** April 20, 2018 at 5:47:47 PM PDT
> **To:** "aclinger@gov.nv.gov" <aclinger@gov.nv.gov>
> **Subject: Nevada Opportunity Zone Nomination**
>
> This email acknowledges receipt of Nevada Governor Sandoval's nomination of population census tracts for designation as qualified opportunity zones. The CDFI Fund will begin its review of the nomination and will respond with a designation or any questions within the 30-day consideration period. Thank you.
>
> Jeff Merkowitz

AMERICAN OVERSIGHT

Senior Advisor
Community Development Financial Institutions Fund
U.S. Department of the Treasury
202-653-0329
www.cdfifund.gov



AMERICAN OVERSIGHT

Stephanie M. Klapstein

From: Sherry Wagner <swagner@renolandinc.com>
Sent: Wednesday, July 18, 2018 4:04 PM
To: Christine D. Smith
Cc: Chip Bowlby
Subject: RE: Nevada Real Estate Division

I apologize for the inconvenience and appreciate your effort to resend.

Best Regards,

RL RENO LAND INC.
Sherry A. Wagner
Vice President of Operations
6001 Talbot Lane
Reno, Nevada 89509
(D) 775-432-7117
(F) 775-800-1174
(C) 775-434-4375
swagner@renolandinc.com
http://www.renolandinc.com

From: Christine D. Smith <christine.smith@red.nv.gov>
Sent: Wednesday, July 18, 2018 3:59 PM
To: Sherry Wagner <swagner@renolandinc.com>
Cc: Chip Bowlby <cbowlby@renolandinc.com>
Subject: RE: Nevada Real Estate Division

Good afternoon Sherry,

That is the address we have on file and it was returned. I'm not sure what happened. I will try to send it out again.

Thank you,

Christine

Christine Smith
Projects Department Assistant
Nevada Real Estate Division
3300 W. Sahara Avenue, Suite 350
Las Vegas, NV 89102
702-486-3791

AMERICAN OVERSIGHT

christine.smith@red.nv.gov
http://red.nv.gov/



NOTHING IN THIS E-MAIL SHOULD BE CONSIDERED A LEGAL OPINION OR LEGAL ADVICE.

From: Sherry Wagner [mailto:swagner@renolandinc.com]
Sent: Wednesday, July 18, 2018 3:58 PM
To: Christine D. Smith <christine.smith@red.nv.gov>
Cc: Chip Bowlby <cbowlby@renolandinc.com>; Paris Fruscione <pfruscione@renolandinc.com>
Subject: FW: Nevada Real Estate Division
Importance: High

Christine,

Chip Bowlby forwarded your email to me. Please change your records to reflect our address as follows:

Rancharrah Holdings, LLC
6001 Talbot Lane
Reno, NV 89509

Thank you for your time.



Sherry A. Wagner
Vice President of Operations
6001 Talbot Lane
Reno, Nevada 89509
(D) 775-432-7117
(F) 775-800-1174
(C) 775-434-4375
swagner@renolandinc.com
http://www.renolandinc.com

From: Chip Bowlby
Sent: Wednesday, July 18, 2018 3:52 PM
To: Sherry Wagner <swagner@renolandinc.com>; Paris Fruscione <pfruscione@renolandinc.com>
Subject: Fwd: Nevada Real Estate Division

AMERICAN OVERSIGHT

See below and handle please

Sent from my iPad

Begin forwarded message:

From: "Christine D. Smith" <christine.smith@red.nv.gov>
Date: July 18, 2018 at 3:19:36 PM PDT
To: "'cbowlby@renolandinc.com'" <cbowlby@renolandinc.com>
Subject: Nevada Real Estate Division

RANCARRAH (VILLAGE B)
EX.5032486.ADM
ANNUAL RENEWAL DUE

Good afternoon Chip,

I am writing to inform you that your annual renewal form was sent out by us on May 25th and was returned. If you could please let me know your new mailing address, that would be great.

Thank you,

Christine Smith
Projects Department Assistant
Nevada Real Estate Division
3300 W. Sahara Avenue, Suite 350
Las Vegas, NV 89102
702-486-3791
christine.smith@red.nv.gov
http://red.nv.gov/



NOTHING IN THIS E-MAIL SHOULD BE CONSIDERED A LEGAL OPINION OR LEGAL ADVICE.

AMERICAN OVERSIGHT

Stephanie M. Klapstein

From: Joel Grace <jgrace@renolandinc.com>
Sent: Friday, March 02, 2018 8:54 AM
To: Karen Schnog
Cc: Chip Bowlby; Tom Merschel
Subject: RE: New Opportunity Zone Tax Program

Great Karen, In that case for Rural I would also include Verdi census which is also attractive for EB-5 rural designation...We will reach out to all of the appropriate parties after our group has talked internally. Thank you again for the information.

All the best.

Joel

RL RENO LAND INC.
Joel Grace
V.P. of Development
6001 Talbot Lane
Reno, Nevada 89509
(D) 775-372-6487
(C) 775-343-8304

From: Karen Schnog [mailto:KSchnog@business.nv.gov]
Sent: Friday, March 2, 2018 7:56 AM
To: Joel Grace <jgrace@renolandinc.com>
Subject: RE: New Opportunity Zone Tax Program

Hi Joel,

So glad you see the benefit. New information and guidance comes out daily on the Opportunity Zones (OZ). Hopefully I can answer some of your questions. The only direct link / requirement for the state is for the governor to nominate the census tracts to be designated by the Treasury as Opportunity Zones. The governor must send the list by March 21st (sorry a day earlier then 22nd). OR he can submit an extension for an additional 30 days. The governor can only designate 61 zones in the state (25% of the low income tracts). Right now B&I and GOED are working on the list of recommended tracts for nomination. The first thing you can do is reach out to GOED and the city of Reno to request that your zone be on their recommended list.

Next, this is really a private equity investment incentive. So it is not a state or federal program but actually a new capital gains tax deferral/decrease. It creates a new type of investment mechanism which will be "Certified Opportunity Funds" (O funds) that must invest 90% of their fund into Opportunity Zones. The tax incentive is an increase in basis depending how long the investment is held (5 years = 10% increase in basis; 7 years = 15% total increase in basis; over 10 years =no tax on gain of investment over 10 years). It will be up to the private equity funds to be certified treasury and manage the investments so that the investors can receive the tax benefit. It is estimated that 2 plus trillion dollars of unrealized capital gains is sitting in the stock market that could be realized or activated to take advantage of this incentive and create huge investment into opportunity zones. But the guidance from Treasury and IRS is not out regarding how this

AMERICAN OVERSIGHT

will work (yet). It is expected that it will be announced within 6 months because the investment time to take advantage of incentive is a short window (funds need to be invested by end of 2019 to receive maximum benefit).

The state does not have an official program or way to target these funds as of yet (and it may not have as this is a private investment mechanism). So what a business can do is talk to decision makers to try to ensure that the related zones are on the nomination list. Then the next thing is to monitor the progress and when the O Funds begin to form look to see how investment from these funds may continue to develop the area. There is the possibility for partnerships to form an O Fund but as I said there is little to no guidance on how certification of the funds will work. It will take effort of more expertise than mine to sort that part out (accountants and attorneys).

So my comment to you is really a heads up, that there may be potential for significant additional private equity investment in the Park Lane area and surrounding census tracts to change the entire outlook of that area.

I hope I didn't jump the gun by telling you… I just find the investment and efforts you are putting into that area very promising and would like to see it catalyze a whole new outlook for the neighborhood. I will let you know as things develop, but you will likely want to track this information as well and seek potential strategies that will assist opportunity zone investment in your area.

I hope this information is helpful. Best,

Karen Schnog, Management Analyst
State of Nevada Department of Business & Industry
3300 W. Sahara, Suite 425, Las Vegas, NV. 89102
Direct: (702) 486-3755; Email: kschnog@business.nv.gov
Web: www.business.nv.gov

From: Joel Grace [mailto:jgrace@renolandinc.com]
Sent: Friday, March 02, 2018 7:16 AM
To: Karen Schnog <KSchnog@business.nv.gov>
Cc: Chip Bowlby <cbowlby@renolandinc.com>; Tom Merschel <tmerschel@renolandinc.com>
Subject: RE: New Opportunity Zone Tax Program

Karen,

I have looked at the website and the resources, very interesting program. I looked in the state resource section and didn't see anything for NV? How do we go about applying…Is this as simple as discussing with your group, GOED, and the Governor? Please advise at your earliest convenience so we meet the deadline of March 22nd. Thank you for thinking of us.

All the best.

Joel

RENO LAND INC.
Joel Grace
V.P. of Development
6001 Talbot Lane

AMERICAN OVERSIGHT

Reno, Nevada 89509
(D) 775-372-6487
(C) 775-343-8304

From: Karen Schnog [mailto:KSchnog@business.nv.gov]
Sent: Wednesday, February 7, 2018 7:57 AM
To: Joel Grace <jgrace@renolandinc.com>
Subject: FW: New Opportunity Zone Tax Program

Hi Joel,

There has been a lot of buzz on Opportunity Zones which is a new program added to the recently passed tax bill.

I am sending this email to share information regarding the program. The goal of the Opportunity Zones is to encourage investment in low-income census tracts by decreasing tax on capital gains. Since the program is so new the details have not been fully clarified. Here is just one (of many) links if you are interested in finding out more.
http://eig.org/opportunityzones

In this act the state governor is charged with nominating census tracts to be designated as opportunity zones where these dollars can be invested and receive tax benefit. As the state agency that works with NMTC, B&I is working to assist in defining the list of nominated zones with an eye on low-income tracts that are already attracting investment to further leverage and catalyze progress. Still, we will not make the final decision as to which zones will be nominated and we are only charged with defining eligible zones. In addition, because only 25% of the low-income zones in the state can be nominated, and due to the fact that the governor has a very limited timeframe, the zone nominations are due March 22nd, 2018, time is critical in this process. Time for outreach is limited. Discussion of zone designation should be directed to GOED at this time. Further it should be understood by all interested parties that if the state fails to make nominations then the US Treasury will make the zone designation without our input. In my respectful and unsolicited opinion, although input should be encouraged, understanding of the limitations and cooperation should be the emphasis for all parties in this process so our state is able to nominate the tracts that will maximize the outcomes to low income communities for these investment. Furthermore, it is truly unknown how much investment this program will generate given that the details of how these investments are made and tracked are still unclear (hundreds of people much smarter than me with legal and accounting degrees are working diligently on this clarification).

Finally, “opportunity” seems to be the hot word this year. There are Opportunity Funds, Opportunity Zones, Opportunity Investments, and several many “opportunities” about there. I believe it will take an effort to not get one confused with the other.

It is my hope that this information is helpful to you as a collaborative partner to support economic growth and diversity in Nevada.

Sincerely,

Karen Schnog
Management Analyst
State of Nevada Department of Business & Industry
Director’s Office of Business Finance and Planning
3300 W. Sahara, Suite 425
Las Vegas, NV. 89102
Direct: (702) 486-3755
Email: kschnog@business.nv.gov
Web: www.business.nv.gov

AMERICAN OVERSIGHT

NV-DA-20-0615-A-005844

AMERICAN OVERSIGHT

Stephanie M. Klapstein

From: Joel Grace <jgrace@renolandinc.com>
Sent: Friday, March 02, 2018 7:16 AM
To: Karen Schnog
Cc: Chip Bowlby; Tom Merschel
Subject: RE: New Opportunity Zone Tax Program

Karen,

I have looked at the website and the resources, very interesting program. I looked in the state resource section and didn't see anything for NV? How do we go about applying…Is this as simple as discussing with your group, GOED, and the Governor? Please advise at your earliest convenience so we meet the deadline of March 22nd. Thank you for thinking of us.

All the best.

Joel

RL RENO LAND INC.
Joel Grace
V.P. of Development
6001 Talbot Lane
Reno, Nevada 89509
(D) 775-372-6487
(C) 775-343-8304

From: Karen Schnog [mailto:KSchnog@business.nv.gov]
Sent: Wednesday, February 7, 2018 7:57 AM
To: Joel Grace <jgrace@renolandinc.com>
Subject: FW: New Opportunity Zone Tax Program

Hi Joel,

There has been a lot of buzz on Opportunity Zones which is a new program added to the recently passed tax bill.

I am sending this email to share information regarding the program. The goal of the Opportunity Zones is to encourage investment in low-income census tracts by decreasing tax on capital gains. Since the program is so new the details have not been fully clarified. Here is just one (of many) links if you are interested in finding out more.
http://eig.org/opportunityzones

In this act the state governor is charged with nominating census tracts to be designated as opportunity zones where these dollars can be invested and receive tax benefit. As the state agency that works with NMTC, B&I is working to assist in defining the list of nominated zones with an eye on low-income tracts that are already attracting investment to further leverage and catalyze progress. Still, we will not make the final decision as to which zones will be nominated and we are only charged with defining eligible zones. In addition, because only 25% of the low-income zones in the state can be nominated, and due to the fact that the governor has a very limited timeframe, the zone nominations are due March

AMERICAN OVERSIGHT

22nd, 2018, time is critical in this process. Time for outreach is limited. Discussion of zone designation should be directed to GOED at this time. Further it should be understood by all interested parties that if the state fails to make nominations then the US Treasury will make the zone designation without our input. In my respectful and unsolicited opinion, although input should be encouraged, understanding of the limitations and cooperation should be the emphasis for all parties in this process so our state is able to nominate the tracts that will maximize the outcomes to low income communities for these investment. Furthermore, it is truly unknown how much investment this program will generate given that the details of how these investments are made and tracked are still unclear (hundreds of people much smarter than me with legal and accounting degrees are working diligently on this clarification).

Finally, "opportunity" seems to be the hot word this year. There are Opportunity Funds, Opportunity Zones, Opportunity Investments, and several many "opportunities" about there. I believe it will take an effort to not get one confused with the other.

It is my hope that this information is helpful to you as a collaborative partner to support economic growth and diversity in Nevada.

Sincerely,

Karen Schnog
Management Analyst
State of Nevada Department of Business & Industry
Director's Office of Business Finance and Planning
3300 W. Sahara, Suite 425
Las Vegas, NV. 89102
Direct: (702) 486-3755
Email: kschnog@business.nv.gov
Web: www.business.nv.gov



AMERICAN OVERSIGHT

NV-DA-20-0615-A-005847

Stephanie M. Klapstein

From: Tyler Klimas <tyler@nevadadc.org>
Sent: Thursday, August 02, 2018 10:02 AM
To: Christina Davis
Subject: Re: NGA Thank You's FOR APPROVAL

Thank you!

Tyler Klimas | Nevada Washington Office

From: Christina Davis <cmdavis@gov.nv.gov>
Date: Thursday, August 2, 2018 at 1:00 PM
To: Tyler Klimas <tyler@nevadadc.org>
Subject: RE: NGA Thank You's FOR APPROVAL

These are good to go.

Christina Davis
Special Assistant to the Governor
Nevada Governor Brian Sandoval

From: Tyler Klimas [mailto:tyler@nevadadc.org]
Sent: Thursday, August 02, 2018 9:10 AM
To: Christina Davis <cmdavis@gov.nv.gov>
Subject: NGA Thank You's FOR APPROVAL

CD,

Attached are draft thank you letters for the Governor's approval. The list (included below) includes all presenters and foreign dignitaries who participated in the NGA Summer Meeting.

As you can see, these letters are to be signed by both Governor Sandoval and Bullock. Once the Governor approves, NGA will print them out here and mail to you with pre-metered postage. Are you ok with then sending the entire package on to Montana once he signs?

Also, there are three chair's initiative draft thank yous included. These will ONLY be signed by Governor Sandoval and I will send in a separate package to keep everything clear.

Here are the following thank you notes as requested:

- Liz Schrayer, USGLC
- Mr. Kentaro Sonoura
- Gov. Hirai
- John Krafcik, CEO Waymo (Sandoval only)
- Matt Delaney, CEO Marble (Sandoval only)
- Colin Tooze, Director Uber (Sandoval only)
- Graeme Conway, Macquarie
- Josphat Nanok, Head of Kenyan Governors Association
- Annagret Kramp-Karrenbauer, General Secretary of the CDU

AMERICAN OVERSIGHT

- Govs. Only presenters (Opportunity Zones and SCOTUS)
- Thursday infrastructure roundtable participants
- Former Governors at the transition lunch
- Other international participants

Please let me know if you have any questions. Thanks!

Tyler Klimas | Deputy Director
State of Nevada, Washington Office
P: (202) 624-5405 | M: (702) 612-4073
E: tyler@nevadadc.org

AMERICAN OVERSIGHT

Stephanie M. Klapstein

From: Elizabeth Tafeen <etafeen@klein-financial.com>
Sent: Wednesday, May 09, 2018 3:25 PM
To: Webster, Kelly; Michael Holliday
Cc: Robert Klein; Chip Bowlby; Joel Grace
Subject: RE: NV Energy Pilot Program on Charging Stations

Hi Kelly,

It is great to meet you via email. I am also including Robert, who works from Klein Financial Corporation, on this email as well. I believe that either Robert or Bob would love to set up a time to speak with you further regarding this.

Thank you,

Elizabeth Tafeen
Executive Assistant to Bob Klein | Klein Financial Corporation
550 S. California Ave, Suite 330 | Palo Alto, CA 94306
O: (650) 833-0100 | M: (541) 324-9447| **etafeen@klein-financial.com**

The information contained in this message (and attachments) is confidential and may be legally privileged. The message is intended solely for the addressee(s). If you are not the intended recipient, you are hereby notified that any use, dissemination, or reproduction is strictly prohibited and may be unlawful. If you are not the intended recipient please contact the sender by return e-mail and destroy all copies of the original message and attachments.

From: Webster, Kelly [mailto:KWebster@nvenergy.com]
Sent: Wednesday, May 09, 2018 3:03 PM
To: Michael Holliday <mholliday@housing.nv.gov>; Elizabeth Tafeen <etafeen@klein-financial.com>
Cc: Robert Klein <bobklein@klein-financial.com>; Chip Bowlby <cbowlby@renolandinc.com>; Joel Grace <jgrace@renolandinc.com>
Subject: RE: NV Energy Pilot Program on Charging Stations

Michael thanks for the introduction!

Hi Elizabeth,

So far our EV charging program is just a plan that NV Energy has submitted. Intervenors in the docket and the Public Utilities Commission will determine what the final program looks like. This should be completed by the end of June with a program start date of mid-September. Does this work with your schedule? I am happy to discuss this further in person or over the phone.

Best regards,

Kelly Webster
Senior Engineer- Renewable Energy Programs
775-834-3137
kwebster@nvenergy.com

AMERICAN OVERSIGHT

From: Michael Holliday [mailto:mholliday@housing.nv.gov]
Sent: Tuesday, May 08, 2018 11:45 AM
To: 'Elizabeth Tafeen' <etafeen@klein-financial.com>
Cc: Robert Klein <bobklein@klein-financial.com>; Chip Bowlby <cbowlby@renolandinc.com>; Joel Grace <jgrace@renolandinc.com>; Webster, Kelly <KWebster@nvenergy.com>
Subject: [INTERNET] RE: NV Energy Pilot Program on Charging Stations

This message originated outside of Berkshire Hathaway Energy's email system. Use caution if this message contains attachments, links or requests for information. Verify the sender before opening attachments, clicking links or providing information.

Howdy Elizabeth,

I hope all is treating you and the Klein team very well!

By way of virtual introduction I'm copying in Kelly Webster from NV Energy who is a great point-of-contact/resource for the LISEP and EV Charging programs at NV Energy.

I think Summit Club would be an excellent project to integrate these programs. It's the first of so many kinds for the state why not add some more firsts?

Thank you all and let me know if I can help further. Have a wonderful day!

Michael

Michael Holliday
Chief Financial Officer
Department of Business & Industry, Housing Division
775-687-2249



From: Elizabeth Tafeen [mailto:etafeen@klein-financial.com]
Sent: Tuesday, May 08, 2018 11:33 AM
To: Michael Holliday <mholliday@housing.nv.gov>
Cc: Robert Klein <bobklein@klein-financial.com>; Chip Bowlby <cbowlby@renolandinc.com>; Joel Grace <jgrace@renolandinc.com>
Subject: NV Energy Pilot Program on Charging Stations

Hi Michael,

AMERICAN OVERSIGHT

I just wanted to follow up on the call you had with Bob today to see if we could get the information on the NV Energy pilot program for charging stations that you mentioned, as Bob is very excited to learn more about that. If there is some documentation, or a good person to reach out to at NV Energy, it would be fantastic if you could pass that along.

Thank you,

Elizabeth Tafeen
Executive Assistant to Bob Klein | Klein Financial Corporation
550 S. California Ave, Suite 330 | Palo Alto, CA 94306
O: (650) 833-0100 | M: (541) 324-9447| **etafeen@klein-financial.com**

The information contained in this message (and attachments) is confidential and may be legally privileged. The message is intended solely for the addressee(s). If you are not the intended recipient, you are hereby notified that any use, dissemination, or reproduction is strictly prohibited and may be unlawful. If you are not the intended recipient please contact the sender by return e-mail and destroy all copies of the original message and attachments.

****
NOTICE: The information contained in this electronic transmission is intended only for the use of the individual or entity named above. ANY DISTRIBUTION OR COPYING OF THIS MESSAGE IS PROHIBITED, except by the intended recipient(s). Attempts to intercept this message are in violation of 18 U.S.C. 2511(1) of the Electronic Communications Privacy Act, which subjects the interceptor to fines, imprisonment and/or civil damages. If you are not the intended recipient(s), please delete it and notify me.
****

AMERICAN OVERSIGHT

Stephanie M. Klapstein

From: Webster, Kelly <KWebster@nvenergy.com>
Sent: Wednesday, May 09, 2018 3:03 PM
To: Michael Holliday; 'Elizabeth Tafeen'
Cc: Robert Klein; Chip Bowlby; Joel Grace
Subject: RE: NV Energy Pilot Program on Charging Stations

Michael thanks for the introduction!

Hi Elizabeth,

So far our EV charging program is just a plan that NV Energy has submitted. Intervenors in the docket and the Public Utilities Commission will determine what the final program looks like. This should be completed by the end of June with a program start date of mid-September. Does this work with your schedule? I am happy to discuss this further in person or over the phone.

Best regards,

Kelly Webster
Senior Engineer- Renewable Energy Programs
775-834-3137
kwebster@nvenergy.com



From: Michael Holliday [mailto:mholliday@housing.nv.gov]
Sent: Tuesday, May 08, 2018 11:45 AM
To: 'Elizabeth Tafeen' <etafeen@klein-financial.com>
Cc: Robert Klein <bobklein@klein-financial.com>; Chip Bowlby <cbowlby@renolandinc.com>; Joel Grace <jgrace@renolandinc.com>; Webster, Kelly <KWebster@nvenergy.com>
Subject: [INTERNET] RE: NV Energy Pilot Program on Charging Stations

This message originated outside of Berkshire Hathaway Energy's email system. Use caution if this message contains attachments, links or requests for information. Verify the sender before opening attachments, clicking links or providing information.

Howdy Elizabeth,

I hope all is treating you and the Klein team very well!

By way of virtual introduction I'm copying in Kelly Webster from NV Energy who is a great point-of-contact/resource for the LISEP and EV Charging programs at NV Energy.

I think Summit Club would be an excellent project to integrate these programs. It's the first of so many kinds for the state why not add some more firsts?

AMERICAN OVERSIGHT

Thank you all and let me know if I can help further. Have a wonderful day!

Michael

Michael Holliday
Chief Financial Officer
Department of Business & Industry, Housing Division
775-687-2249

From: Elizabeth Tafeen [mailto:etafeen@klein-financial.com]
Sent: Tuesday, May 08, 2018 11:33 AM
To: Michael Holliday <mholliday@housing.nv.gov>
Cc: Robert Klein <bobklein@klein-financial.com>; Chip Bowlby <cbowlby@renolandinc.com>; Joel Grace <jgrace@renolandinc.com>
Subject: NV Energy Pilot Program on Charging Stations

Hi Michael,

I just wanted to follow up on the call you had with Bob today to see if we could get the information on the NV Energy pilot program for charging stations that you mentioned, as Bob is very excited to learn more about that. If there is some documentation, or a good person to reach out to at NV Energy, it would be fantastic if you could pass that along.

Thank you,

Elizabeth Tafeen
Executive Assistant to Bob Klein | Klein Financial Corporation
550 S. California Ave, Suite 330 | Palo Alto, CA 94306
O: (650) 833-0100 | M: (541) 324-9447| **etafeen@klein-financial.com**

The information contained in this message (and attachments) is confidential and may be legally privileged. The message is intended solely for the addressee(s). If you are not the intended recipient, you are hereby notified that any use, dissemination, or reproduction is strictly prohibited and may be unlawful. If you are not the intended recipient please contact the sender by return e-mail and destroy all copies of the original message and attachments.

****
NOTICE: The information contained in this electronic transmission is intended only for the use of the individual or entity named above. ANY DISTRIBUTION OR COPYING OF THIS MESSAGE IS PROHIBITED, except by the intended recipient(s). Attempts to intercept this message are in violation of 18 U.S.C. 2511(1) of the Electronic Communications Privacy Act, which subjects the interceptor to fines, imprisonment and/or civil damages. If you are not the intended recipient(s), please delete it and notify me.
****

AMERICAN OVERSIGHT

Stephanie M. Klapstein

From: Jarad Van Wagoner <jarad.vanwagoner@rrpartners.com>
Sent: Monday, September 10, 2018 11:59 AM
To: Christina Davis
Subject: Re: October 9th Tech Summit
Attachments: Tech Summit_Draft Run of Show.docx; Draft_Panel Run of Show.docx

Christina

Yes, I'm helping with the planning of the tech summit. We had hoped to start at 12pm on Tuesday, October 9th. If the Governor isn't available, until 4pm I will circle back with everyone and discuss adjustments.

I actually have a phone call with Andrew Clinger later today. I've attached our draft outline of the run of show for the summit and a separate draft of a panel discussion that we hope will be part of it.

We hoped to have the Governor do the following at the Tech Summit:

- Open the Summit with remarks and perhaps a sit down discussion with Elon Musk
- Moderate a panel with the CEOs/Senior Executives of Tesla, Blockchains, Switch, Panasonic, Google, Wal-Mart, and possibly Apple
- Make any pronouncements/announcements regarding TRIC or anything else at the end
- Participate in media interviews before or after the event

We're working on soft invitations to the panel members. So far Tesla, Blockchains, and Switch have confirmed. I'll be asking Andrew this afternoon about any other individuals, businesses, or groups the Governor would like to invite.

Please let me know if you have any questions. I'll have more information to get to you later today.

Thanks
Jarad

From: Christina Davis <cmdavis@gov.nv.gov>
Date: Monday, September 10, 2018 at 11:41 AM
To: Jarad Van Wagoner <jarad.vanwagoner@rrpartners.com>
Subject: October 9th Tech Summit

Hi Jarad, I heard through the grapevine that you may be assisting in the planning of this "tech summit". If so, can you please provide me whatever you have to this point and keep me in the loop on the Governor's participation as we move forward? Based on a conversation a few weeks ago with Chris (with Tesla) we agreed to a 4:00 p.m. start time and a likely location to be the Gigafactory. The Governor has BOE and Board of Finance that day, so an earlier arrival for him is not possible. That is literally all the information I have at this point so if you have anything further that might be helpful, that would be awesome! Thanks.

Christina Davis
Special Assistant to the Governor
Nevada Governor Brian Sandoval

AMERICAN OVERSIGHT

Tech Summit – Draft Agenda

Date: October 9, 2018
Time: 12:00PM (There may be some activities prior to official start of summit)
Venue: Gigafactory (Lobby or showroom)

- Opening Remarks - Governor Sandoval
  - Welcome
  - Talk about vision for New Nevada, opportunity with TRIC and Tesla and what's happened since.
  - Announce new name for TRIC (pending)
- Governor Sandoval – Elon Musk Q&A
  - Why Tesla chose Nevada
  - Governor's visionary role of Nevada in terms of tech and innovation
  - Announce partnership between Tesla & Blockchains, LLC (pending)
- Local Business Owner Impacted by Tesla
  - Invite one or two local business owners, that were positively impacted by the Tesla Gigafactory, to make brief remarks
- Panel Discussion – (***See separate draft run of show***)
  - Panel discussion by CEO/Executives of
  - Panel Moderated by: Governor Sandoval or Gary Shapiro
  - Panel Topic: Challenges and opportunities shared by companies in TRIC
    - Need to dig into more details
    - Specific questions for each CEO
- Company Presentations and Announcements
  - Other Company Presentations/Announcements
  - Jeff Berns' Presentation/Announcements:
    - Describe project, four tech pillars
    - Announce social contract
- Governor Sandoval Proclamation
  - New Nevada led to Blockchain landing at TRIC and creation of the City
  - Proclamation of new city
  - Sign MOUs
    - What are the details of the MOUs? Who is signing them?
- Press/Media Interaction
  - Is Governor open to one-on-one interview or does he prefer a pool interview?
  - Planning on local news channels and some national print media.
- Networking Reception/Event???
  - Tesla likely will provide tours of the Gigafactory to include a VIP tour
  - May be an option to test drive a Tesla vehicle.

AMERICAN OVERSIGHT

Panel Run of Show
60-75 Minutes Total

Opening/Introductory Remarks – 10 to 20 minutes

- Option 1: Introductory Remarks by Moderator (Governor) – 5-10 minutes
    - Introduce:
        - Participants
        - General topic and format

- Moderator would need scripted, short bio/highlights for each participant

- Option 2: Introductory Remarks by Moderator (Governor) – 15-20 minutes
    - Invite each participant to introduce themselves
        - 2-3 minutes each
    - Introduce general topic and format

Question and Answer – 25 to 35 minutes

- Moderator will ask each participant two or three questions, depending on number of panelists
- Option to allow panel members to ask other panel members one question.

- All questions will need to be vetted/determined with the participants. NO SURPRISE QUESTIONS.

Closing Remarks – 5 to 15 minutes

- Option 1: Moderator makes closing remarks to summarize the discussion.

- Option 2: Moderator offers each participant to make a 90 second closing statement
    - Moderator offers each participant opportunity to make a 90 second closing statement
    - Moderator wraps up panel with summary – 3-5 minutes

Potential Panel Representation

- Tesla
- Blockchain
- Switch
- Wal-Mart
- Panasonic
- Google
- Apple

Potential Discussion/Question Topics

- Government policy impact on innovation. Opportunities and concerns
- Infrastructure opportunities and challenges – public and/or private

AMERICAN OVERSIGHT

- Social impact of innovation – opportunities and challenges
- What is your (Company Name) mission? Why do you do what you do?

AMERICAN OVERSIGHT

Stephanie M. Klapstein

From: Tyler Klimas <tyler@nevadadc.org>
Sent: Friday, April 27, 2018 10:20 AM
To: Michael J. Willden; Pam Robinson; Andrew Clinger
Subject: Re: Opp Zones

Got it. Thanks, Mike. We will share with any interested parties.

From: "Michael J. Willden" <mwillden@gov.nv.gov>
Date: Thursday, April 26, 2018 at 7:47 PM
To: Pam Robinson <probinson@gov.nv.gov>, Tyler Klimas <tyler@nevadadc.org>, Andrew Clinger <aclinger@gov.nv.gov>
Subject: RE: Opp Zones

Tyler,

Sorry for the delayed response.

Andrew and I meet with the Governor and he wants us to be absolutely transparent with anyone that wants or needs access to the Nevada Opportunity Zones designations. Information is on the GOED website and is available to be shared and must be shared if requested. We will not decline to share information.

Mike

From: Pam Robinson
Sent: Tuesday, April 24, 2018 12:16 PM
To: Tyler Klimas <tyler@nevadadc.org>; Andrew Clinger <aclinger@gov.nv.gov>; Michael J. Willden <mwillden@gov.nv.gov>
Subject: RE: Opp Zones

Hi Tyler: Looping Mike in. He and Andrew have been the lead on this issue.

From: Tyler Klimas [mailto:tyler@nevadadc.org]
Sent: Tuesday, April 24, 2018 11:23 AM
To: Pam Robinson <probinson@gov.nv.gov>; Andrew Clinger <aclinger@gov.nv.gov>
Subject: Opp Zones

Pam and Andrew,

A rep from HUD called and let us know that Secretary Carson will be in Nevada tomorrow and that they are looking for some information on our designated opportunity zones. Specifically, they are trying to find any crossover between the designations and state housing needs.

I reached out to Cory to get a better understanding of the lay of the land and he mentioned that HUD is exploring ways to replace CDBG funds with new OZ designations. I think it's best we figure out how to decline to share as to not give away any talking points.

AMERICAN OVERSIGHT

Let me know what your thoughts on this. Thanks.

Tyler Klimas | Deputy Director
State of Nevada, Washington Office
P: (202) 624-5405 | M: (702) 612-4073
E: tyler@nevadadc.org

AMERICAN OVERSIGHT

Stephanie M. Klapstein

From: Chris Melville <cmelville@westwendovercity.com>
Sent: Thursday, April 19, 2018 10:39 AM
To: Pam Robinson
Subject: Re: Opportunity Zone Designation - West Wendover

Pam,

Thank you, very much appreciated!

Chris

On Thu, Apr 19, 2018 at 11:30 AM, Pam Robinson <probinson@gov.nv.gov> wrote:

> Hi Chris,
>
> Great to hear from you and thank you for the letter. I've copied Mike Willden and Andrew Clinger, who are on our staff and are working on this issue. We'll make sure that the Governor gets a copy of this letter.
>
> I'm glad the welcome sign is in. We think they are great!
>
> *Pam Robinson*
>
> Policy Director
>
> Governor Brian Sandoval
>
> **From:** Chris Melville [mailto:cmelville@westwendovercity.com]
> **Sent:** Thursday, April 19, 2018 10:15 AM
> **To:** Pam Robinson <probinson@gov.nv.gov>
> **Subject:** Opportunity Zone Designation - West Wendover
>
> Hi Pam,
>
> First, let me thank you for your help in getting a new Welcome to Nevada sign here on Interstate 80 at the Utah/Nevada border. The new sign which went up roughly 6 months or so ago, was overdue and, looks great. Thank you!

AMERICAN OVERSIGHT

Second, have attached a copy for Governor Sandoval a letter that has been sent to GOED concerning the process of selecting Opportunity Zone areas. West Wendover would like due consideration of that designation believing that it could definitely help us in attracting business and other investments.

I appreciate if you could pass the letter on to Governor Sandoval.

And yes... Amtrak is still on our dream board. With the loss of Greyhound service recently, we now have no public transportation access to the national transportation system. Solutions are never easy, especially in our case... :)

Hope all is well with you, please make sure to stop in and say hello if you are in the area, would be nice to see you again.

Chris

--

CHRIS J. MELVILLE

CITY MANAGER

Office: (775) 664-3081

www.westwendovercity.com

PO Box 2825 – 1111 N. Gene L. Jones Way

West Wendover, NV 89883

"An Equal Opportunity Provider"

--

CHRIS J. MELVILLE

CITY MANAGER

Office: (775) 664-3081

www.westwendovercity.com

PO Box 2825 – 1111 N. Gene L. Jones Way

West Wendover, NV 89883

AMERICAN OVERSIGHT



“An Equal Opportunity Provider"

AMERICAN OVERSIGHT

Stephanie M. Klapstein

From: Mark Wray <mwray@markwraylaw.com>
Sent: Monday, July 02, 2018 10:18 AM
To: Andrew Clinger
Cc: Theresa Moore
Subject: RE: Opportunity zone

Andrew,

Thanks, I will let my client know the Lyon County requested the change from an opportunity zone in Lyon County to one in Storey County for the reasons stated in the May 2nd letter.

Regards,

Mark Wray
Law Offices of Mark Wray
608 Lander Street
Reno, Nevada 89509
(775) 348-8877
(775) 348-8351 fax
mwray@markwraylaw.com

From: Andrew Clinger [mailto:aclinger@gov.nv.gov]
Sent: Monday, July 02, 2018 10:06 AM
To: Mark Wray <mwray@markwraylaw.com>
Cc: Theresa Moore <tmoore@markwraylaw.com>
Subject: RE: Opportunity zone

Mark,

Attached is a copy of the letter we discussed this morning. Please feel free to call if you have any other questions regarding Nevada's Opportunity Zone submittal.

Regards,

Andrew Clinger
Senior Advisor
Office of Governor Brian Sandoval
101 North Carson Street
Carson City, NV 89701
T: 775-684-5670|D: 775-684-5667|F: 775-684-5683|E: aclinger@gov.nv.gov

---

From: Mark Wray [mailto:mwray@markwraylaw.com]
Sent: Thursday, June 28, 2018 1:23 PM
To: Andrew Clinger <aclinger@gov.nv.gov>
Cc: Theresa Moore <tmoore@markwraylaw.com>
Subject: Opportunity zone

AMERICAN OVERSIGHT

Andrew,

I just left a voice mail message for you.

I am counsel for Barrett Enterprises Group and Sierra National Corp., whose principal is Dennis Hof.

Would you kindly give me a call about the attached letter, thanks.

Regards,

Mark Wray
Law Offices of Mark Wray
608 Lander Street
Reno, Nevada 89509
(775) 348-8877
(775) 348-8351 fax
mwray@markwraylaw.com

AMERICAN OVERSIGHT

NV-DA-20-0615-A-005865

Stephanie M. Klapstein

From: Tyler Klimas <tyler@nevadadc.org>
Sent: Friday, March 16, 2018 11:02 AM
To: CJ Manthe; Andrew Clinger
Subject: Re: Opportunity Zone Nomination Information

I'm following it on twitter! Looks great (from here)!

From: CJ Manthe <cjmanthe@business.nv.gov>
Date: Friday, March 16, 2018 at 12:42 PM
To: Tyler Klimas <tyler@nevadadc.org>, Andrew Clinger <aclinger@gov.nv.gov>
Subject: RE: Opportunity Zone Nomination Information

Thank you Tyler. You are missing a winter storm here in Northern Nevada. The roads are not good but the snow looks beautiful on the trees.

From: Tyler Klimas [mailto:tyler@nevadadc.org]
Sent: Friday, March 16, 2018 8:43 AM
To: CJ Manthe <cjmanthe@business.nv.gov>; Andrew Clinger <aclinger@gov.nv.gov>
Subject: FW: Opportunity Zone Nomination Information

I'm sure you are aware, but just passing along FYI.

Tyler Klimas | Nevada Washington Office

From: Opportunity Zone <ZoneO@cdfi.treas.gov>
Date: Thursday, March 15, 2018 at 5:36 PM
To: Opportunity Zone <ZoneO@cdfi.treas.gov>
Subject: RE: Opportunity Zone Nomination Information

This email is a reminder that your State has until 11:59 p.m., March 21, 2018, to submit either a nomination of eligible census tracts for designation as Opportunity Zones, or to request a one-time, 30-day extension (to April 20, 2018). Per statute, failure to submit timely nominations results in loss of the ability to designate any Opportunity Zones.

For States planning to submit a nomination on March 21, 2018, requesting an extension does not limit the ability to submit the nomination on or prior to that date, but may give the State additional flexibility in the event of any last minute changes or technical difficulties

If you believe your State already has submitted its nomination or an extension request and that you are receiving this reminder in error, please let me know. Thank you, and please also do not hesitate to reach out to me with any questions.

Jeff Merkowitz
Senior Advisor
Community Development Financial Institutions Fund
U.S. Department of the Treasury
202-653-0329
www.cdfifund.gov

AMERICAN OVERSIGHT

From: Opportunity Zone
Sent: Monday, March 05, 2018 2:13 PM
Subject: Opportunity Zone Nomination Information

Attached is a letter informing your governor or chief executive officer as to how they can nominate eligible census tracts for designation as Opportunity Zones. Titles II and V of the concurrent resolution on the budget for fiscal year 2018, signed into law on December 22, 2017, added Subchapter Z—Opportunity Zones to the Internal Revenue Code and provides certain tax benefits for private investment in distressed areas. The authority to implement these sections of the new tax law has been delegated to the Internal Revenue Service (IRS). The Community Development Financial Institutions Fund (CDFI Fund) is supporting the IRS with the Opportunity Zone nomination and designation process.

In order for investors to take advantage of the tax benefits, the law requires governors or chief executive officers of States and possessions to nominate census tracts in their jurisdictions as Opportunity Zones.

To assist in the nomination process, the CDFI Fund has developed a Nomination Tool, which can be used to identify and select eligible census tracts to nominate for designation as Opportunity Zones. The Nomination Tool as well as Nomination Instructions on completing and submitting a nomination, can be found at https://www.cdfifund.gov/Pages/ozonestateresource.aspx.

Jason Boehlert
Program Manager, Legislative and External Affairs
Community Development Financial Institutions (CDFI) Fund
U.S. Department of the Treasury
1801 L Street, NW
Washington, DC 20036
Direct: 202.653.0330
Mobile: 202.549.4994
www.cdfifund.gov

AMERICAN OVERSIGHT

NV-DA-20-0615-A-005867

Stephanie M. Klapstein

From: Julie Guerrero <manager-jg@churchillcounty.org>
Sent: Tuesday, April 17, 2018 10:01 AM
To: Christina Davis
Subject: RE: Opportunity Zones - Churchill County

Hi Christina,

Great, thank you for the quick response. Churchill County Commissioner Bus Scharmann would like a contact name/number of the person(s) with the Governor's staff who is handling this.

Thank you,

Julie B Guerrero
Executive Assistant
Churchill County Manager
155 N. Taylor St., Ste 153
Fallon, NV 89406
(775) 423-5136

From: Christina Davis [mailto:cmdavis@gov.nv.gov]
Sent: Tuesday, April 17, 2018 9:27 AM
To: Julie Guerrero <manager-jg@churchillcounty.org>
Subject: RE: Opportunity Zones - Churchill County

Good morning Julie:

I believe they have been designated but will pass this message along to the appropriate staff that has been handing this.

Christina Davis
Special Assistant to the Governor
Nevada Governor Brian Sandoval

From: Julie Guerrero [mailto:manager-jg@churchillcounty.org]
Sent: Tuesday, April 17, 2018 9:22 AM
To: Christina Davis <cmdavis@gov.nv.gov>
Subject: Opportunity Zones - Churchill County

Hello Christina,

A few months ago I read an article about a provision tucked into the new Tax Bill to help communities struggling with economic development. The article said that Governors of each state were being asked to designate "Opportunity Zones" from a pool of low-income, high-poverty census tracts for nomination. One of our Commissioners inquired this morning and asked if I could reach out to the Governor's Office to see if Nevada is participating; if "Opportunity Zones" have already been designated, and who the appropriate contacts are. Any help you are able to provide to point me in the right direction would be much appreciated.

Thank you,

AMERICAN OVERSIGHT

Julie B Guerrero
Executive Assistant
Churchill County Manager
155 N. Taylor St., Ste 153
Fallon, NV 89406
(775) 423-5136

AMERICAN OVERSIGHT

Stephanie M. Klapstein

From: Chris Melville <cmelville@westwendovercity.com>
Sent: Monday, April 23, 2018 7:21 AM
To: Pam Robinson
Subject: Re: Opportunity Zones

Excellent news Pam, have a great week!

I'll coordinate with Sheldon Mudd at NNRDA.

Thanks again.

Chris

On Fri, Apr 20, 2018 at 9:55 PM, Pam Robinson <probinson@gov.nv.gov> wrote:

> Hi Chris,
>
> It looks like West Wendover was included in the Opportunity Zones. Not sure what the next step is.
>
> Pam
>
> Sent from my Sprint Samsung Galaxy S® 6 edge.

--

CHRIS J. MELVILLE

CITY MANAGER

Office: (775) 664-3081

www.westwendovercity.com

PO Box 2825 – 1111 N. Gene L. Jones Way

West Wendover, NV 89883



"An Equal Opportunity Provider"

AMERICAN OVERSIGHT

Stephanie M. Klapstein

From: Chip Bowlby <cbowlby@renolandinc.com>
Sent: Thursday, March 29, 2018 12:35 PM
To: CJ Manthe
Subject: RE: Opportunity Zones

Thanks CJ !!! Can I assume Park Lane made the cut ?? How about TRIC ?? Thanks

Chip Bowlby
President & CEO
6001 Talbot Lane
Reno, Nevada 89509
775-432-7110 x818
775-690-4866 Cell
775-800-1174 Fax
cbowlby@renolandinc.com
http://www.renolandinc.com

From: CJ Manthe [mailto:cjmanthe@business.nv.gov]
Sent: Thursday, March 29, 2018 12:32 PM
To: Chip Bowlby <cbowlby@renolandinc.com>
Subject: Opportunity Zones

Good afternoon Chip,

GOED has launched the Opportunity Zone web page inviting public input regarding the proposed nomination of census tracts. I thought you and your associates would be interested in providing official feedback.

http://www.diversifynevada.com/programs-resources/opportunity-zones

C. J. Manthe
Director
Nevada Dept of Business & Industry
1830 College Pkwy Ste# 100
Carson City, NV 89706
☎Phone (775) 684-2987
☎Fax (775) 684-2998
✉Email Cjmanthe@business.nv.gov

Nevada Department of Business and Industry
"Growing business in Nevada"

AMERICAN OVERSIGHT

AMERICAN OVERSIGHT

Stephanie M. Klapstein

From: Paul Anderson <paul.anderson@diversifynevada.com>
Sent: Wednesday, March 28, 2018 12:48 PM
To: Michael J. Willden; Andrew Clinger
Cc: CJ Manthe; Derek Armstrong; Cory Hunt; rwhitley@dhhs.nv.gov
Subject: Re: Opportunity Zones

Mike, I didn't get your email below. CJ, thanks for the forward. That said, a couple updates.

- The policy map with the overlays of all the qualifying tracks along with which tracks have been submitted for potential designation by the municipalities and other interested parties should be up by Monday/Tuesday. This will allows for a couple weeks of direct public review and comment. I will make sure everyone has the link once its completed.

- Derek has reached out to the Nevada State director for Indian affairs (I'm sure I messed up that position title) however as of yesterday had not received any response.

- Andrew has forwarded any direct requests that went to the Governor's office directly and we have included those in the lists.

- The confidential inquiry is updated and its potential identified.

- We have also reached out to all the municipalities and have a call with the City of Las Vegas shortly. They have all submitted their desired tracks.

Since there are a low volume of direct inquiries I think directing them to the website for comment will likely be the best path outside of just forwarding via email in the interim.

Best regards,

Paul Anderson
Executive Director

555 E. Washington Suite 5400
Las Vegas, Nevada 89101
702-486-2700

www.diversifynevada.com <http://www.diversifynevada.com/>

AMERICAN OVERSIGHT

On 3/28/18, 11:28 AM, "CJ Manthe" <cjmanthe@business.nv.gov> wrote:

Good morning Paul,

Please let me know if you would like B & I to weigh in on Mike's question. I believe it is best answered by GOED. I heard from Bob this morning the map will be up by the end of the week. This is great news.

Best,
CJ

-----Original Message-----
From: Michael J. Willden
Sent: Wednesday, March 28, 2018 10:11 AM
To: paul.anderson@diversynevada.com; CJ Manthe <cjmanthe@business.nv.gov>; Andrew Clinger <aclinger@gov.nv.gov>
Cc: Richard Whitley <rwhitley@dhhs.nv.gov>
Subject: Opportunity Zones

Attached please find a letter of request from the Nevada Department of Health and Human Services that Northern Nevada Adult Mental Health Services campus be considered for inclusion in an Opportunity Zone.

I believe that GOED and B&I are working on the process to determine what areas the Governor will designate as OZs, and this is supposed to be done by April 20th.

I have now heard from a few entities that want to advocate for specific OZs:

...Pyramid Lake Indian Tribe

...City of Henderson

...City of North Las Vegas

...Confidential inquiry (Paul is aware) to have the area near the Las Vegas Convention Center included

...DHHS/NNAMHS campus

AMERICAN OVERSIGHT

I just keep referring inquiries to you (Andrew/Paul/CJ). It doesn't feel to me like there is a process in place for entities to provide input or requests to be included. But, maybe I just do not know what efforts are being made to get input.

What is the process? Do we just keep forwarding an connecting people?

AMERICAN OVERSIGHT

Stephanie M. Klapstein

From: Devon Reese <DReese@reesekintz.com>
Sent: Sunday, February 10, 2019 10:36 AM
To: Kaya Bromley
Cc: Sarah Johns; Bosma, Mike; Michael Schnabel; Jeff Limpert; Bryan McArdle; matthew.moore@diversifynevada.com; Karen Schnog; Cory Hunt; Randi Reed; Gerrit Hillebrand; Mike Hix; Stephanie Beeby; Karen Nichols; Joel Grace; Tom Ortiz; Blake Smith; ParTolles; Kyle Rea; Frank Lepori; Boulware, Jonathan; Ethan Clift; Jacob LaRow; sthomas@edawn.org; tyler@tollesdevelopment.com; carole@rmdnevada.com; Derek Armstrong; khightower@gov.nv.gov; bkieckhefer@mcdonaldcarano.com; Michael Pagni; Doug Thornley; CRMyers@hollandhart.com; aornelas@cityofsparks.us; Kelly Northridge; asilver@thechambernv.org; dsolaro@washoecounty.us; Alexander Stettinski; kathomas@washoecounty.us; Ashley Young; Bill Thomas; Kazmierski@edawn.org; Chip Bowlby; Don Tatro
Subject: Re: OZ Summit - Agenda, Overview, Sponsorship
Attachments: image001.png; image002.png; image003.png

Awesome information Kaya!
Devon

Sent from my iPhone

On Feb 9, 2019, at 8:22 PM, Kaya Bromley <kaya.bromley@communityventuresre.com> wrote:

> Hey everyone - If your Saturday night is as lame as mine because of the snow, take a look at this stuff I prepared for the OZ Summit. All thoughts and ideas welcome. I am not sending this to our entire Task Force until I get some feedback from you..
>
> Attached for the OZ Summit please find:
>
> 1. Agenda
> 2. Sponsorship Opportunities
> 3. Summit Overview
>
> I have several national and local speakers and sponsors lined up, but we definitely need more. If you have any speaker or sponsor suggestions please send them my way.
>
> Cheers from the land of ice and snow … and hopefully soon a Vodka/Soda,
>
> Kaya

Kaya Bromley, JD/MSW
General Counsel/Partner
Mobile: **248-302-4656**
Email: **kaya.bromley@communityventuresre.com**
Website: **communityventuresre.com**
LinkedIn: **linkedin.com/in/kayabromley**

AMERICAN OVERSIGHT

NV-DA-20-0615-A-005876

<image001.png>

<image002.png>

From: Sarah Johns <sjohns@blockchains.com>
Date: Monday, February 4, 2019 at 3:54 PM
To: Kaya Bromley <kaya@kayabromley.com>, Kaya Bromley <kaya.bromley@communityventuresre.com>
Cc: "Bosma, Mike" <Mike.Bosma@claconnect.com>, Michael Schnabel <michael.schnabel@communityventuresre.com>, Jeff Limpert <limpertj@reno.gov>, Bryan McArdle <mcardle@edawn.org>, "matthew.moore@diversifynevada.com" <matthew.moore@diversifynevada.com>, Karen Schnog <KSchnog@business.nv.gov>, Cory Hunt <chunt@appliedanalysis.com>, Randi Reed <randi@hausofreed.com>, Gerrit Hillebrand <gerrit.hillebrand@communityventuresre.com>, Mike Hix <mhix@firstindependentnv.com>
Subject: RE: OZ Summit - Dates - Need Response ASAP

Our General Counsel Lee Weiss is available to speak on a panel then. I have a prior speaking engagement on the 20th from 11:30-1pm – so as long as the tour is complete by 11am, or starts after 1:30pm that works for me. As an aside – you may want to market this to the group I'm speaking to: https://crewnn.org/about.php

Sarah Johns
Director of Public Relations
<image003.png>
610 Waltham Way, Sparks, NV 89437
Phone: 775.432.0000 | sjohns@blockchains.com
WEBSITE | LINKEDIN | TWITTER | VCARD

The information transmitted, including attachments, is intended only for the person(s) or entity to which it is addressed and may contain confidential and/or privileged material. Any review, retransmission, dissemination or other use of, or taking of any action in reliance upon this information by persons or entities other than the intended recipient is prohibited. If you received this in error please contact the sender and destroy any copies of this information.

From: Kaya Bromley <kaya@kayabromley.com>
Sent: Monday, February 4, 2019 1:24 PM
To: Kaya Bromley <kaya.bromley@communityventuresre.com>
Cc: Bosma, Mike <Mike.Bosma@claconnect.com>; Michael Schnabel <michael.schnabel@communityventuresre.com>; Jeff Limpert <limpertj@reno.gov>; Sarah Johns <sjohns@blockchains.com>; Bryan McArdle <mcardle@edawn.org>;

AMERICAN OVERSIGHT

matthew.moore@diversifynevada.com; Karen Schnog <KSchnog@business.nv.gov>; Cory Hunt <chunt@appliedanalysis.com>; Randi Reed <randi@hausofreed.com>; Gerrit Hillebrand <gerrit.hillebrand@communityventuresre.com>; Mike Hix <mhix@firstindependentnv.com>
Subject: OZ Summit - Dates - Need Response ASAP

Hey Guys –

The Summit is moving along nicely, BUT .. we have to change the date again.

The new date is **MARCH 19 -20.**

The educational portion will still be the 19th and the tours will be the 20th.

Please let me know ASAP if you know of any conflicts with that date and other events going on in Northern Nevada.

I AM FINALIZING THIS BY THE END OF THE DAY TODAY!

Thank you!!

Kaya

From: Kaya Bromley <kaya.bromley@communityventuresre.com>
Date: Friday, January 18, 2019 at 2:52 PM
To: Kaya Bromley <Kaya@kayabromley.com>
Cc: "Bosma, Mike" <Mike.Bosma@claconnect.com>, Michael Schnabel <michael.schnabel@communityventuresre.com>, Jeff Limpert <limpertj@reno.gov>, "sjohns@blockchains.com" <sjohns@blockchains.com>, Bryan McArdle <mcardle@edawn.org>, "matthew.moore@diversifynevada.com" <matthew.moore@diversifynevada.com>, Karen Schnog <KSchnog@business.nv.gov>, Cory Hunt <chunt@appliedanalysis.com>, Randi Reed <randi@hausofreed.com>, Gerrit Hillebrand <gerrit.hillebrand@communityventuresre.com>
Subject: Re: OZ Summit Subcommittee Meeting

Hello all - My last meeting ran over but I'm driving to Rue now. Will be about 10 minutes late!

Kaya Bromley
(248) 302-4656

On Jan 15, 2019, at 7:01 PM, Kaya Bromley <kaya@kayabromley.com> wrote:

> Hello All – I sent an invite for Friday at 3pm at Rue Bourbon for whoever can make it. Randi and I will be there for sure.
>
> Rue Bourbon is at 1401 S. Virginia Street, 2nd floor. Parking is in the back.

AMERICAN OVERSIGHT

From: Kaya Bromley <kaya.bromley@communityventuresre.com>
Date: Tuesday, January 15, 2019 at 9:51 AM
To: "Bosma, Mike" <Mike.Bosma@claconnect.com>, Michael Schnabel <michael.schnabel@communityventuresre.com>, Jeff Limpert <limpertj@reno.gov>, "sjohns@blockchains.com" <sjohns@blockchains.com>, Bryan McArdle <mcardle@edawn.org>, "matthew.moore@diversifynevada.com" <matthew.moore@diversifynevada.com>, Karen Schnog <KSchnog@business.nv.gov>, Cory Hunt <chunt@appliedanalysis.com>, Randi Reed <randi@hausofreed.com>, Gerrit Hillebrand <gerrit.hillebrand@communityventuresre.com>
Subject: Fwd: Convention Hotel

Hi Guys - Here is an update on the summit.

We have engaged Karen with Red Carpet to help plan this. We are getting a contract today from the Row and Randi is still going to get us a quote from GSR because she knows someone over there.

Can you all meet in person this week to work on this?

Thursday at 3pm? If that doesn't work give me some times that will.

Thanks!

Kaya Bromley
(248) 302-4656

Begin forwarded message:

> **From:** Kaya Bromley <kaya@kayabromley.com>
> **Date:** January 15, 2019 at 9:46:49 AM PST
> **To:** Karen Nichols <karen@redcarpetdmc.com>
> **Cc:** "Bosma, Mike" <Mike.Bosma@claconnect.com>
> **Subject: Re: Convention Hotel**
>
> Hi Karen. This sounds good. I look forward to receiving the contract.
> Thanks!!
>
> Kaya Bromley
> (248) 302-4656
>
> On Jan 15, 2019, at 9:10 AM, Karen Nichols <karen@redcarpetdmc.com> wrote:

AMERICAN OVERSIGHT

Good morning! The Row staff has sent over some preliminary numbers for the event, which I think are conducive to a good response for the event- a $50 room rate at both the Eldorado and Silver Legacy, for a single king room, plus the resort fee of $25 and a city fee of $3 for a total of $78 + tax per night. I blocked a total of 250 rooms for 2/25 and 2/26 and 50 rooms for 2/27. Double queen rooms would be subject to an additional $10 fee.

Food and beverage minimums would apply, or a venue room fee for the catering space. Once we begin to finalize the arrangements, that information can be decided upon. General session at the Reno Ballroom and the cocktail reception at the Eldorado Ballroom on the evening of 2/26- guests would then be on their own for dinner that night, unless you would like that to be a catered event as well.

They'll be sending over a contract today- I'll send that over to you when I get it.

Let me know if you have any questions about the planning agreement, if at all possible, I'd like to get that finalized today or tomorrow if you would like to move forward with our services.

Warmly,

Karen Nichols
President

323 Freeport Blvd.
Sparks, Nevada 89431
Phone: (775) 355-1501
Fax: (775) 355-1505
www.redcarpeteventsanddesign.com

AMERICAN OVERSIGHT

<Sponsorship Opportunities.pdf>

<Agenda SpeakersSponsors.pdf>

<Summit Overview.pdf>

AMERICAN OVERSIGHT

Stephanie M. Klapstein

From: Devon Reese <DReese@reesekintz.com>
Sent: Sunday, February 10, 2019 10:36 AM
To: Kaya Bromley
Cc: Sarah Johns; Bosma, Mike; Michael Schnabel; Jeff Limpert; Bryan McArdle; matthew.moore@diversifynevada.com; Karen Schnog; Cory Hunt; Randi Reed; Gerrit Hillebrand; Mike Hix; Stephanie Beeby; Karen Nichols; Joel Grace; Tom Ortiz; Blake Smith; ParTolles; Kyle Rea; Frank Lepori; Boulware, Jonathan; Ethan Clift; Jacob LaRow; sthomas@edawn.org; tyler@tollesdevelopment.com; carole@rmdnevada.com; Derek Armstrong; khightower@gov.nv.gov; bkieckhefer@mcdonaldcarano.com; Michael Pagni; Doug Thornley; CRMyers@hollandhart.com; aornelas@cityofsparks.us; Kelly Northridge; asilver@thechambernv.org; dsolaro@washoecounty.us; Alexander Stettinski; kathomas@washoecounty.us; Ashley Young; Bill Thomas; Kazmierski@edawn.org; Chip Bowlby; Don Tatro
Subject: Re: OZ Summit - Agenda, Overview, Sponsorship
Attachments: image001.png; image002.png; image003.png

Awesome information Kaya!
Devon

Sent from my iPhone

On Feb 9, 2019, at 8:22 PM, Kaya Bromley <kaya.bromley@communityventuresre.com> wrote:

> Hey everyone - If your Saturday night is as lame as mine because of the snow, take a look at this stuff I prepared for the OZ Summit. All thoughts and ideas welcome. I am not sending this to our entire Task Force until I get some feedback from you..
>
> Attached for the OZ Summit please find:
>
> 1. Agenda
> 2. Sponsorship Opportunities
> 3. Summit Overview
>
> I have several national and local speakers and sponsors lined up, but we definitely need more. If you have any speaker or sponsor suggestions please send them my way.
>
> Cheers from the land of ice and snow … and hopefully soon a Vodka/Soda,
>
> Kaya

Kaya Bromley, JD/MSW
General Counsel/Partner
Mobile: **248-302-4656**
Email: **kaya.bromley@communityventuresre.com**
Website: **communityventuresre.com**
LinkedIn: **linkedin.com/in/kayabromley**

AMERICAN OVERSIGHT

NV-DA-20-0615-A-005882

<image001.png>

<image002.png>

From: Sarah Johns <sjohns@blockchains.com>
Date: Monday, February 4, 2019 at 3:54 PM
To: Kaya Bromley <kaya@kayabromley.com>, Kaya Bromley <kaya.bromley@communityventuresre.com>
Cc: "Bosma, Mike" <Mike.Bosma@claconnect.com>, Michael Schnabel <michael.schnabel@communityventuresre.com>, Jeff Limpert <limpertj@reno.gov>, Bryan McArdle <mcardle@edawn.org>, "matthew.moore@diversifynevada.com" <matthew.moore@diversifynevada.com>, Karen Schnog <KSchnog@business.nv.gov>, Cory Hunt <chunt@appliedanalysis.com>, Randi Reed <randi@hausofreed.com>, Gerrit Hillebrand <gerrit.hillebrand@communityventuresre.com>, Mike Hix <mhix@firstindependentnv.com>
Subject: RE: OZ Summit - Dates - Need Response ASAP

Our General Counsel Lee Weiss is available to speak on a panel then. I have a prior speaking engagement on the 20th from 11:30-1pm – so as long as the tour is complete by 11am, or starts after 1:30pm that works for me. As an aside – you may want to market this to the group I'm speaking to: https://crewnn.org/about.php

Sarah Johns
Director of Public Relations
<image003.png>
610 Waltham Way, Sparks, NV 89437
Phone: 775.432.0000 | sjohns@blockchains.com
WEBSITE | LINKEDIN | TWITTER | VCARD

The information transmitted, including attachments, is intended only for the person(s) or entity to which it is addressed and may contain confidential and/or privileged material. Any review, retransmission, dissemination or other use of, or taking of any action in reliance upon this information by persons or entities other than the intended recipient is prohibited. If you received this in error please contact the sender and destroy any copies of this information.

From: Kaya Bromley <kaya@kayabromley.com>
Sent: Monday, February 4, 2019 1:24 PM
To: Kaya Bromley <kaya.bromley@communityventuresre.com>
Cc: Bosma, Mike <Mike.Bosma@claconnect.com>; Michael Schnabel <michael.schnabel@communityventuresre.com>; Jeff Limpert <limpertj@reno.gov>; Sarah Johns <sjohns@blockchains.com>; Bryan McArdle <mcardle@edawn.org>;

AMERICAN OVERSIGHT

matthew.moore@diversifynevada.com; Karen Schnog <KSchnog@business.nv.gov>; Cory Hunt <chunt@appliedanalysis.com>; Randi Reed <randi@hausofreed.com>; Gerrit Hillebrand <gerrit.hillebrand@communityventuresre.com>; Mike Hix <mhix@firstindependentnv.com>
Subject: OZ Summit - Dates - Need Response ASAP

Hey Guys –

The Summit is moving along nicely, BUT .. we have to change the date again.

The new date is **MARCH 19 -20.**

The educational portion will still be the 19th and the tours will be the 20th.

Please let me know ASAP if you know of any conflicts with that date and other events going on in Northern Nevada.

I AM FINALIZING THIS BY THE END OF THE DAY TODAY!

Thank you!!

Kaya

From: Kaya Bromley <kaya.bromley@communityventuresre.com>
Date: Friday, January 18, 2019 at 2:52 PM
To: Kaya Bromley <Kaya@kayabromley.com>
Cc: "Bosma, Mike" <Mike.Bosma@claconnect.com>, Michael Schnabel <michael.schnabel@communityventuresre.com>, Jeff Limpert <limpertj@reno.gov>, "sjohns@blockchains.com" <sjohns@blockchains.com>, Bryan McArdle <mcardle@edawn.org>, "matthew.moore@diversifynevada.com" <matthew.moore@diversifynevada.com>, Karen Schnog <KSchnog@business.nv.gov>, Cory Hunt <chunt@appliedanalysis.com>, Randi Reed <randi@hausofreed.com>, Gerrit Hillebrand <gerrit.hillebrand@communityventuresre.com>
Subject: Re: OZ Summit Subcommittee Meeting

Hello all - My last meeting ran over but I'm driving to Rue now. Will be about 10 minutes late!

Kaya Bromley
(248) 302-4656

On Jan 15, 2019, at 7:01 PM, Kaya Bromley <kaya@kayabromley.com> wrote:

> Hello All – I sent an invite for Friday at 3pm at Rue Bourbon for whoever can make it. Randi and I will be there for sure.
>
> Rue Bourbon is at 1401 S. Virginia Street, 2nd floor. Parking is in the back.

AMERICAN OVERSIGHT

From: Kaya Bromley <kaya.bromley@communityventuresre.com>
Date: Tuesday, January 15, 2019 at 9:51 AM
To: "Bosma, Mike" <Mike.Bosma@claconnect.com>, Michael Schnabel <michael.schnabel@communityventuresre.com>, Jeff Limpert <limpertj@reno.gov>, "sjohns@blockchains.com" <sjohns@blockchains.com>, Bryan McArdle <mcardle@edawn.org>, "matthew.moore@diversifynevada.com" <matthew.moore@diversifynevada.com>, Karen Schnog <KSchnog@business.nv.gov>, Cory Hunt <chunt@appliedanalysis.com>, Randi Reed <randi@hausofreed.com>, Gerrit Hillebrand <gerrit.hillebrand@communityventuresre.com>
Subject: Fwd: Convention Hotel

Hi Guys - Here is an update on the summit.

We have engaged Karen with Red Carpet to help plan this. We are getting a contract today from the Row and Randi is still going to get us a quote from GSR because she knows someone over there.

Can you all meet in person this week to work on this?

Thursday at 3pm? If that doesn't work give me some times that will.

Thanks!

Kaya Bromley
(248) 302-4656

Begin forwarded message:

> **From:** Kaya Bromley <kaya@kayabromley.com>
> **Date:** January 15, 2019 at 9:46:49 AM PST
> **To:** Karen Nichols <karen@redcarpetdmc.com>
> **Cc:** "Bosma, Mike" <Mike.Bosma@claconnect.com>
> **Subject: Re: Convention Hotel**
>
> Hi Karen. This sounds good. I look forward to receiving the contract.
> Thanks!!
>
> Kaya Bromley
> (248) 302-4656
>
> On Jan 15, 2019, at 9:10 AM, Karen Nichols <karen@redcarpetdmc.com> wrote:

AMERICAN OVERSIGHT

Good morning! The Row staff has sent over some preliminary numbers for the event, which I think are conducive to a good response for the event- a $50 room rate at both the Eldorado and Silver Legacy, for a single king room, plus the resort fee of $25 and a city fee of $3 for a total of $78 + tax per night. I blocked a total of 250 rooms for 2/25 and 2/26 and 50 rooms for 2/27. Double queen rooms would be subject to an additional $10 fee.

Food and beverage minimums would apply, or a venue room fee for the catering space. Once we begin to finalize the arrangements, that information can be decided upon. General session at the Reno Ballroom and the cocktail reception at the Eldorado Ballroom on the evening of 2/26- guests would then be on their own for dinner that night, unless you would like that to be a catered event as well.

They'll be sending over a contract today- I'll send that over to you when I get it.

Let me know if you have any questions about the planning agreement, if at all possible, I'd like to get that finalized today or tomorrow if you would like to move forward with our services.

Warmly,

Karen Nichols
President

323 Freeport Blvd.
Sparks, Nevada 89431
Phone: (775) 355-1501
Fax: (775) 355-1505
www.redcarpeteventsanddesign.com

AMERICAN OVERSIGHT

<Sponsorship Opportunities.pdf>

<Agenda SpeakersSponsors.pdf>

<Summit Overview.pdf>

AMERICAN OVERSIGHT

Stephanie M. Klapstein

From: Jeffrey K. Berns <jberns@blockchains.com>
Sent: Saturday, April 14, 2018 11:24 AM
To: Lance Gilman; Chip Bowlby
Cc: Dan Mauer | Porter Group; Kris Thompson; David C. Berns; PatWhitten; Adam Kramer; cory.hunt@diversifynevada.com
Subject: Re: O-Zone / TRIC

agreed. cant wait to meet you all in person.

Sent via the Samsung Galaxy S8+, an AT&T 4G LTE smartphone

Jeffrey K. Berns
CEO
BLOCKCHAINS
610 Waltham Way, Sparks, NV, 89434 | www.blockchains.com
775.432.0000 | jberns@blockchains.com
WEBSITE | LINKEDIN | TWITTER | VCARD

The information transmitted, including attachments, is intended only for the person(s) or entity to which it is addressed and may contain confidential and/or privileged material. Any review, retransmission, dissemination or other use of, or taking of any action in reliance upon this information by persons or entities other than the intended recipient is prohibited. If you received this in error please contact the sender and destroy any copies of this information.

-------- Original message --------
From: Lance Gilman <lance@lancegilman.com>
Date: 4/14/18 11:04 AM (GMT-08:00)
To: Chip Bowlby <cbowlby@renolandinc.com>
Cc: Dan Mauer | Porter Group <dmauer@portergs.com>, Kris Thompson <kpthompson2011@yahoo.com>, "Jeffrey K. Berns" <jberns@blockchains.com>, "David C. Berns" <dberns@blockchains.com>, Pat Whitten <pwhitten@storeycounty.org>, Adam Kramer <Adam@switch.com>, cory.hunt@diversifynevada.com
Subject: Re: O-Zone / TRIC

Big thank you to Dan and John and the Porter Group team. They have really energized this effort and quickly moved the ball down toward the goal line..:..

A personal thank you to The Porter Team, and all of of our friends...

Lance

L. Lance Gilman
515 Double Eagle Ct. Ste. 101
Reno, Nevada 89521

AMERICAN OVERSIGHT

775-412-5999

On Apr 14, 2018, at 10:23 AM, Chip Bowlby <cbowlby@renolandinc.com> wrote:

> Thanks for the update. I have passed this on to my partners in Santa Monica. John Griffin and I have a call set up on Monday with the Governor and will report back.
>
> <image001.png>
>
> Chip Bowlby
> President & CEO
> 6001 Talbot Lane
> Reno, Nevada 89509
> 775-432-7110 x818
> 775-690-4866 Cell
> 775-800-1174 Fax
> cbowlby@renolandinc.com
> http://www.renolandinc.com

From: Dan Mauer | Porter Group [mailto:dmauer@portergs.com]
Sent: Saturday, April 14, 2018 9:55 AM
To: Kris Thompson <kpthompson2011@yahoo.com>; Chip Bowlby <cbowlby@renolandinc.com>; Lance Gilman (lance@lancegilman.com) <lance@lancegilman.com>; Jeffrey K. Berns <jberns@blockchains.com>; David C. Berns <dberns@blockchains.com>
Subject: Re: O-Zone / TRIC

Late yesterday, Sen Heller spoke to the Treasury Secretary about this. While the secretary couldn't guarantee an outcome, he was sensitive to our concerns and said the governor should nominate the parcel.

Also, the Heller office is working with Sen Scott's office (author of the Ozone provision) on a legislative fix since Treasury is not following congressional intent. So that means, if the Governor nominates it and Treasury fails to certify it, we might get a second bite at the apple later.

I'm working with Heller staff to brainstorm ideas of what that legislation might look like but it'll certainly state explicitly that the most recent data can/should be used when identifying eligible parcels.

That's the latest for now. Any comments or questions are welcome.

dan

Dan Mauer
Porter Group
c: 202.306.7085

From: Kris Thompson <kpthompson2011@yahoo.com>
Sent: Thursday, April 12, 2018 2:39:10 PM
To: Chip Bowlby; Lance Gilman (lance@lancegilman.com); Jeffrey K. Berns; David C. Berns; Dan Mauer | Porter Group
Subject: Re: RE: O-Zone / TRIC

AMERICAN OVERSIGHT

Dan,

Lance asked me to pass on to you the following information about pending additional projects in the vicinity of the Lyon County/Storey County line along the USA Parkway Tech Corridor:

1. Indications in the publicly available info are that Google will be breaking ground this year on their 1200 acre site (the actual type of facility is still highly confidential, but needless to say it will be Tech related).
2. TRI still owns a very nice 100 ac site along USA Parkway just South of Chips's property - this 100 ac site is also slated for Tech land use.
3. You're already aware of Jeff and David's plans for Blockchains, and Chip's plan for Reno Land's sites.
3. And further North, adjacent to Comstock Meadows, both Switch and Tesla are anticipated to continue their build out programs on a consistent basis over the near term.

Thanks.

Kris

On Thursday, April 12, 2018, 10:53:17 AM PDT, Dan Mauer | Porter Group <dmauer@portergs.com> wrote:

Just a quick update from my end. It seems that the Community Development Financial Institutions Fund is saying that only LIC tracts can be nominated using 12-16 data, even though there is nowhere in statute or in guidance that says it must be this way. I'm working closely with Joe Boddicker from Sen. Heller's office (and he's working closely with Sen. Scott's office, who authored the OZones provision) to get to the bottom of this. I spoke with Joe earlier today and he's now elevated this issue to the assistant secretary level so as soon as he gets back to me with more information, I'll keep you all posted.

In the meantime, let's still prepare to send our letter to the Governor by tomorrow. Do we have any additional information on potential investment at TRI and/or projects that can be undertaken if we are granted the OZ designation?

dan

From: Chip Bowlby <cbowlby@renolandinc.com>
Sent: Wednesday, April 11, 2018 2:32 PM
To: Dan Mauer | Porter Group <dmauer@portergs.com>; Lance Gilman (lance@lancegilman.com) <lance@lancegilman.com>; Jeffrey K. Berns <jberns@blockchains.com>; David C. Berns <dberns@blockchains.com>; Kris Thompson (kpthompson2011@yahoo.com) <kpthompson2011@yahoo.com>
Subject: RE: O-Zone / TRIC

AMERICAN OVERSIGHT

I will do the same. Thanks

<image001.png>

Chip Bowlby

President & CEO
6001 Talbot Lane

Reno, Nevada 89509

775-432-7110 x818

775-690-4866 Cell

775-800-1174 Fax

cbowlby@renolandinc.com

http://www.renolandinc.com

From: Dan Mauer | Porter Group [mailto:dmauer@portergs.com]
Sent: Wednesday, April 11, 2018 10:46 AM
To: Chip Bowlby <cbowlby@renolandinc.com>; Lance Gilman (lance@lancegilman.com) <lance@lancegilman.com>; Jeffrey K. Berns <jberns@blockchains.com>; David C. Berns <dberns@blockchains.com>; Kris Thompson (kpthompson2011@yahoo.com) <kpthompson2011@yahoo.com>
Subject: RE: O-Zone / TRIC

Hi Chip,

I've been communicating with Jeff Merkowitz and he has said the same thing to me re: 11-15 ACS data versus 12-16 ACS data for contiguous tracts. I've asked him to provide me documentation that directs him to only accept the 11-15 ACS data for contiguous tracts but I haven't gotten a response yet. I've also been in constant contact with Sen. Heller's tax counsel about this issue and he's been reaching out to Treasury. I'll share whatever information I get from him as soon as I get it.

Please let me know if you have any questions,

dan

AMERICAN OVERSIGHT

From: Chip Bowlby <cbowlby@renolandinc.com>
Sent: Wednesday, April 11, 2018 1:28 PM
To: Lance Gilman (lance@lancegilman.com) <lance@lancegilman.com>; Jeffrey K. Berns <jberns@blockchains.com>; David C. Berns <dberns@blockchains.com>; Kris Thompson (kpthompson2011@yahoo.com) <kpthompson2011@yahoo.com>; Dan Mauer | Porter Group <dmauer@portergs.com>; Dan Mauer | Porter Group <dmauer@portergs.com>
Subject: O-Zone / TRIC

All --- See the below message that just came in and attachment. The below just came in but the attachments have been sent in the past. I wanted to make sure Dan Mauer has everything I have. Available off and on all day to discuss and answer questions. I will have Joel Grace from my office take the point on putting economics or whatever together on our site for your report.

Review the below and attached and let's discuss.

Chip,

I just confirmed with Cory that the State does not currently see a pathway for the TRIC census tract to be nominated, due to the recent CDFI Fund position does not remove the CDFI Fund prohibition to use of the 2012-2016 ACS census data to designate the TRIC census track as a non-LIC contiguous option.

Most likely the best, and maybe the only path forward is for someone above the Jeff Merkowitz, Senior Advisor, CDFI to review the attached white paper and overrule the current 2011-2015 ACS census data **only** opinion.

If you want to discuss this further, please contact me at your convenience.

AMERICAN OVERSIGHT

Stephanie M. Klapstein

From: Lance Gilman <lance@lancegilman.com>
Sent: Saturday, April 14, 2018 11:03 AM
To: Chip Bowlby
Cc: Dan Mauer | Porter Group; Kris Thompson; Jeffrey K. Berns; David C. Berns; Pat Whitten; Adam Kramer; cory.hunt@diversifynevada.com
Subject: Re: O-Zone / TRIC

Big thank you to Dan and John and the Porter Group team. They have really energized this effort and quickly moved the ball down toward the goal line..:..

A personal thank you to The Porter Team, and all of of our friends...

Lance

L. Lance Gilman
515 Double Eagle Ct. Ste. 101
Reno, Nevada 89521
775-412-5999

On Apr 14, 2018, at 10:23 AM, Chip Bowlby <cbowlby@renolandinc.com> wrote:

> Thanks for the update. I have passed this on to my partners in Santa Monica. John Griffin and I have a call set up on Monday with the Governor and will report back.
>
> <image001.png>
>
> Chip Bowlby
> President & CEO
> 6001 Talbot Lane
> Reno, Nevada 89509
> 775-432-7110 x818
> 775-690-4866 Cell
> 775-800-1174 Fax
> cbowlby@renolandinc.com
> http://www.renolandinc.com
>
> ---
>
> **From:** Dan Mauer | Porter Group [mailto:dmauer@portergs.com]
> **Sent:** Saturday, April 14, 2018 9:55 AM
> **To:** Kris Thompson <kpthompson2011@yahoo.com>; Chip Bowlby <cbowlby@renolandinc.com>; Lance Gilman (lance@lancegilman.com) <lance@lancegilman.com>; Jeffrey K. Berns <jberns@blockchains.com>; David C. Berns <dberns@blockchains.com>
> **Subject:** Re: O-Zone / TRIC
>
> Late yesterday, Sen Heller spoke to the Treasury Secretary about this. While the secretary couldn't guarantee an outcome, he was sensitive to our concerns and said the governor should nominate the parcel.

AMERICAN OVERSIGHT

Also, the Heller office is working with Sen Scott's office (author of the Ozone provision) on a legislative fix since Treasury is not following congressional intent. So that means, if the Governor nominates it and Treasury fails to certify it, we might get a second bite at the apple later.

I'm working with Heller staff to brainstorm ideas of what that legislation might look like but it'll certainly state explicitly that the most recent data can/should be used when identifying eligible parcels.

That's the latest for now. Any comments or questions are welcome.

dan

Dan Mauer
Porter Group
c: 202.306.7085

From: Kris Thompson <kpthompson2011@yahoo.com>
Sent: Thursday, April 12, 2018 2:39:10 PM
To: Chip Bowlby; Lance Gilman (lance@lancegilman.com); Jeffrey K. Berns; David C. Berns; Dan Mauer | Porter Group
Subject: Re: RE: O-Zone / TRIC

Dan,

Lance asked me to pass on to you the following information about pending additional projects in the vicinity of the Lyon County/Storey County line along the USA Parkway Tech Corridor:

1. Indications in the publicly available info are that Google will be breaking ground this year on their 1200 acre site (the actual type of facility is still highly confidential, but needless to say it will be Tech related).
2. TRI still owns a very nice 100 ac site along USA Parkway just South of Chips's property - this 100 ac site is also slated for Tech land use.
3. You're already aware of Jeff and David's plans for Blockchains, and Chip's plan for Reno Land's sites.
3. And further North, adjacent to Comstock Meadows, both Switch and Tesla are anticipated to continue their build out programs on a consistent basis over the near term.

Thanks.

Kris

On Thursday, April 12, 2018, 10:53:17 AM PDT, Dan Mauer | Porter Group <dmauer@portergs.com> wrote:

Just a quick update from my end. It seems that the Community Development Financial Institutions Fund is saying that only LIC tracts can be nominated using 12-16 data, even though there is nowhere in statute or in guidance that says it must be this way. I'm working closely with Joe Boddicker from Sen. Heller's office (and he's working closely with Sen. Scott's office, who authored the OZones provision) to get to the

AMERICAN OVERSIGHT

bottom of this. I spoke with Joe earlier today and he's now elevated this issue to the assistant secretary level so as soon as he gets back to me with more information, I'll keep you all posted.

In the meantime, let's still prepare to send our letter to the Governor by tomorrow. Do we have any additional information on potential investment at TRI and/or projects that can be undertaken if we are granted the OZ designation?

dan

From: Chip Bowlby <cbowlby@renolandinc.com>
Sent: Wednesday, April 11, 2018 2:32 PM
To: Dan Mauer | Porter Group <dmauer@portergs.com>; Lance Gilman (lance@lancegilman.com) <lance@lancegilman.com>; Jeffrey K. Berns <jberns@blockchains.com>; David C. Berns <dberns@blockchains.com>; Kris Thompson (kpthompson2011@yahoo.com) <kpthompson2011@yahoo.com>
Subject: RE: O-Zone / TRIC

I will do the same. Thanks

<image001.png>

Chip Bowlby

President & CEO
6001 Talbot Lane

Reno, Nevada 89509

775-432-7110 x818

775-690-4866 Cell

775-800-1174 Fax

cbowlby@renolandinc.com

http://www.renolandinc.com

AMERICAN OVERSIGHT

From: Dan Mauer | Porter Group [mailto:dmauer@portergs.com]
Sent: Wednesday, April 11, 2018 10:46 AM
To: Chip Bowlby <cbowlby@renolandinc.com>; Lance Gilman (lance@lancegilman.com) <lance@lancegilman.com>; Jeffrey K. Berns <jberns@blockchains.com>; David C. Berns <dberns@blockchains.com>; Kris Thompson (kpthompson2011@yahoo.com) <kpthompson2011@yahoo.com>
Subject: RE: O-Zone / TRIC

Hi Chip,

I've been communicating with Jeff Merkowitz and he has said the same thing to me re: 11-15 ACS data versus 12-16 ACS data for contiguous tracts. I've asked him to provide me documentation that directs him to only accept the 11-15 ACS data for contiguous tracts but I haven't gotten a response yet. I've also been in constant contact with Sen. Heller's tax counsel about this issue and he's been reaching out to Treasury. I'll share whatever information I get from him as soon as I get it.

Please let me know if you have any questions,

dan

From: Chip Bowlby <cbowlby@renolandinc.com>
Sent: Wednesday, April 11, 2018 1:28 PM
To: Lance Gilman (lance@lancegilman.com) <lance@lancegilman.com>; Jeffrey K. Berns <jberns@blockchains.com>; David C. Berns <dberns@blockchains.com>; Kris Thompson (kpthompson2011@yahoo.com) <kpthompson2011@yahoo.com>; Dan Mauer | Porter Group <dmauer@portergs.com>; Dan Mauer | Porter Group <dmauer@portergs.com>
Subject: O-Zone / TRIC

All --- See the below message that just came in and attachment. The below just came in but the attachments have been sent in the past. I wanted to make sure Dan Mauer has everything I have. Available off and on all day to discuss and answer questions. I will have Joel Grace from my office take the point on putting economics or whatever together on our site for your report.

Review the below and attached and let's discuss.

AMERICAN OVERSIGHT

Chip,

I just confirmed with Cory that the State does not currently see a pathway for the TRIC census tract to be nominated, due to the recent CDFI Fund position does not remove the CDFI Fund prohibition to use of the 2012-2016 ACS census data to designate the TRIC census track as a non-LIC contiguous option.

Most likely the best, and maybe the only path forward is for someone above the Jeff Merkowitz, Senior Advisor, CDFI to review the attached white paper and overrule the current 2011-2015 ACS census data **only** opinion.

If you want to discuss this further, please contact me at your convenience.

AMERICAN OVERSIGHT

Stephanie M. Klapstein

From: David C. Berns <dberns@blockchains.com>
Sent: Saturday, April 14, 2018 11:56 AM
To: Lance Gilman; Chip Bowlby
Cc: Dan Mauer | Porter Group; Kris Thompson; Jeffrey K. Berns; Pat Whitten; Adam Kramer; cory.hunt@diversifynevada.com
Subject: Re: O-Zone / TRIC

I couldn't have said it better. We are very excited about the prospects of having the designation. It will be huge for northern Nevada.

Thanks.

David C. Berns
President/COO
BLOCKCHAINS
610 Waltham Way, Sparks, NV, 89434 | www.blockchains.com
775.432.0000 | dberns@blockchains.com
WEBSITE | LINKEDIN | TWITTER | VCARD

The information transmitted, including attachments, is intended only for the person(s) or entity to which it is addressed and may contain confidential and/or privileged material. Any review, retransmission, dissemination or other use of, or taking of any action in reliance upon this information by persons or entities other than the intended recipient is prohibited. If you received this in error please contact the sender and destroy any copies of this information.

On Sat, Apr 14, 2018 at 11:04 AM -0700, "Lance Gilman" <lance@lancegilman.com> wrote:

> Big thank you to Dan and John and the Porter Group team. They have really energized this effort and quickly moved the ball down toward the goal line..:..
>
> A personal thank you to The Porter Team, and all of of our friends...
>
> Lance
>
> L. Lance Gilman
> 515 Double Eagle Ct. Ste. 101
> Reno, Nevada 89521
> 775-412-5999
>
> On Apr 14, 2018, at 10:23 AM, Chip Bowlby <cbowlby@renolandinc.com> wrote:

AMERICAN OVERSIGHT

Thanks for the update. I have passed this on to my partners in Santa Monica. John Griffin and I have a call set up on Monday with the Governor and will report back.

<image001.png>

Chip Bowlby
President & CEO
6001 Talbot Lane
Reno, Nevada 89509
775-432-7110 x818
775-690-4866 Cell
775-800-1174 Fax
cbowlby@renolandinc.com
http://www.renolandinc.com

From: Dan Mauer | Porter Group [mailto:dmauer@portergs.com]
Sent: Saturday, April 14, 2018 9:55 AM
To: Kris Thompson <kpthompson2011@yahoo.com>; Chip Bowlby <cbowlby@renolandinc.com>; Lance Gilman (lance@lancegilman.com) <lance@lancegilman.com>; Jeffrey K. Berns <jberns@blockchains.com>; David C. Berns <dberns@blockchains.com>
Subject: Re: O-Zone / TRIC

Late yesterday, Sen Heller spoke to the Treasury Secretary about this. While the secretary couldn't guarantee an outcome, he was sensitive to our concerns and said the governor should nominate the parcel.

Also, the Heller office is working with Sen Scott's office (author of the Ozone provision) on a legislative fix since Treasury is not following congressional intent. So that means, if the Governor nominates it and Treasury fails to certify it, we might get a second bite at the apple later.

I'm working with Heller staff to brainstorm ideas of what that legislation might look like but it'll certainly state explicitly that the most recent data can/should be used when identifying eligible parcels.

That's the latest for now. Any comments or questions are welcome.

dan

Dan Mauer
Porter Group
c: 202.306.7085

From: Kris Thompson <kpthompson2011@yahoo.com>
Sent: Thursday, April 12, 2018 2:39:10 PM
To: Chip Bowlby; Lance Gilman (lance@lancegilman.com); Jeffrey K. Berns; David C. Berns; Dan Mauer | Porter Group
Subject: Re: RE: O-Zone / TRIC

Dan,

AMERICAN OVERSIGHT

Lance asked me to pass on to you the following information about pending additional projects in the vicinity of the Lyon County/Storey County line along the USA Parkway Tech Corridor:

1. Indications in the publicly available info are that Google will be breaking ground this year on their 1200 acre site (the actual type of facility is still highly confidential, but needless to say it will be Tech related).
2. TRI still owns a very nice 100 ac site along USA Parkway just South of Chips's property - this 100 ac site is also slated for Tech land use.
3. You're already aware of Jeff and David's plans for Blockchains, and Chip's plan for Reno Land's sites.
3. And further North, adjacent to Comstock Meadows, both Switch and Tesla are anticipated to continue their build out programs on a consistent basis over the near term.

Thanks.

Kris

On Thursday, April 12, 2018, 10:53:17 AM PDT, Dan Mauer | Porter Group <dmauer@portergs.com> wrote:

Just a quick update from my end. It seems that the Community Development Financial Institutions Fund is saying that only LIC tracts can be nominated using 12-16 data, even though there is nowhere in statute or in guidance that says it must be this way. I'm working closely with Joe Boddicker from Sen. Heller's office (and he's working closely with Sen. Scott's office, who authored the OZones provision) to get to the bottom of this. I spoke with Joe earlier today and he's now elevated this issue to the assistant secretary level so as soon as he gets back to me with more information, I'll keep you all posted.

In the meantime, let's still prepare to send our letter to the Governor by tomorrow. Do we have any additional information on potential investment at TRI and/or projects that can be undertaken if we are granted the OZ designation?

dan

From: Chip Bowlby <cbowlby@renolandinc.com>
Sent: Wednesday, April 11, 2018 2:32 PM
To: Dan Mauer | Porter Group <dmauer@portergs.com>; Lance Gilman (lance@lancegilman.com) <lance@lancegilman.com>; Jeffrey K. Berns <jberns@blockchains.com>; David C. Berns <dberns@blockchains.com>; Kris Thompson (kpthompson2011@yahoo.com) <kpthompson2011@yahoo.com>
Subject: RE: O-Zone / TRIC

I will do the same. Thanks

AMERICAN OVERSIGHT

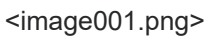

Chip Bowlby

President & CEO
6001 Talbot Lane

Reno, Nevada 89509

775-432-7110 x818

775-690-4866 Cell

775-800-1174 Fax

cbowlby@renolandinc.com

http://www.renolandinc.com

From: Dan Mauer | Porter Group [mailto:dmauer@portergs.com]
Sent: Wednesday, April 11, 2018 10:46 AM
To: Chip Bowlby <cbowlby@renolandinc.com>; Lance Gilman (lance@lancegilman.com) <lance@lancegilman.com>; Jeffrey K. Berns <jberns@blockchains.com>; David C. Berns <dberns@blockchains.com>; Kris Thompson (kpthompson2011@yahoo.com) <kpthompson2011@yahoo.com>
Subject: RE: O-Zone / TRIC

Hi Chip,

I've been communicating with Jeff Merkowitz and he has said the same thing to me re: 11-15 ACS data versus 12-16 ACS data for contiguous tracts. I've asked him to provide me documentation that directs him to only accept the 11-15 ACS data for contiguous tracts but I haven't gotten a response yet. I've also been in constant contact with Sen. Heller's tax counsel about this issue and he's been reaching out to Treasury. I'll share whatever information I get from him as soon as I get it.

Please let me know if you have any questions,

dan

AMERICAN OVERSIGHT

From: Chip Bowlby <cbowlby@renolandinc.com>
Sent: Wednesday, April 11, 2018 1:28 PM
To: Lance Gilman (lance@lancegilman.com) <lance@lancegilman.com>; Jeffrey K. Berns <jberns@blockchains.com>; David C. Berns <dberns@blockchains.com>; Kris Thompson (kpthompson2011@yahoo.com) <kpthompson2011@yahoo.com>; Dan Mauer | Porter Group <dmauer@portergs.com>; Dan Mauer | Porter Group <dmauer@portergs.com>
Subject: O-Zone / TRIC

All --- See the below message that just came in and attachment. The below just came in but the attachments have been sent in the past. I wanted to make sure Dan Mauer has everything I have. Available off and on all day to discuss and answer questions. I will have Joel Grace from my office take the point on putting economics or whatever together on our site for your report.

Review the below and attached and let's discuss.

Chip,

I just confirmed with Cory that the State does not currently see a pathway for the TRIC census tract to be nominated, due to the recent CDFI Fund position does not remove the CDFI Fund prohibition to use of the 2012-2016 ACS census data to designate the TRIC census track as a non-LIC contiguous option.

Most likely the best, and maybe the only path forward is for someone above the Jeff Merkowitz, Senior Advisor, CDFI to review the attached white paper and overrule the current 2011-2015 ACS census data **only** opinion.

If you want to discuss this further, please contact me at your convenience.

AMERICAN OVERSIGHT

Stephanie M. Klapstein

From: Ben Kieckhefer <bkieckhefer@mcdonaldcarano.com>
Sent: Tuesday, January 23, 2018 4:35 PM
To: Pam Robinson
Subject: Re: RGJ: Industrial park that houses Tesla Gigafactory nearly sold out after Blockchains deal
Attachments: image001.jpg

That's the sound of me smiling.

Ben Kieckhefer
Director of Client Relations
McDonald Carano Wilson LLP

On Jan 23, 2018, at 4:30 PM, Pam Robinson <probinson@gov.nv.gov<mailto:probinson@gov.nv.gov>> wrote:

You may be on Mari's list. But just in case. Now TRIC is being occupied by something no one understands:)

Pam Robinson
Policy Director
Governor Brian Sandoval

From: Mari N. St. Martin
Sent: Tuesday, January 23, 2018 4:28 PM
To: Mari N. St. Martin <mstmartin@gov.nv.gov<mailto:mstmartin@gov.nv.gov>>
Subject: RGJ: Industrial park that houses Tesla Gigafactory nearly sold out after Blockchains deal

Industrial park that houses Tesla Gigafactory nearly sold out after Blockchains deal Jason Hidalgo<http://www.rgj.com/staff/10367/jason-hidalgo/>, jhidalgo@rgj.comPublished<mailto:jhidalgo@rgj.comPublished> 12:37 p.m. PT Jan. 23, 2018

After going through the toughest recession in its history, Northern Nevada has seen its fair share of economic development victories. Here's a list of some of the major developments for the region in recent years. Wochit

(Photo: Jason Bean)
CONNECTTWEET<https://twitter.com/intent/tweet?url=http%3A//www.rgj.com/story/money/business/2018/01/23/industrial-park-houses-tesla-gigafactory-nearly-sold-out-after-blockchains-deal/1059002001/&text=Industrial%20park%20that%20houses%20Tesla%20Gigafactory%20nearly%20sold%20out%20after%20Blockchains%20deal&via=rgj>LINKEDIN<http://www.linkedin.com/shareArticle?url=http%3A//www.rgj.com/story/money/business/2018/01/23/industrial-park-houses-tesla-gigafactory-nearly-sold-out-after-blockchains-deal/1059002001/&mini=true>COMMENTEMAILMORE

The industrial park that plays host to Tesla, Google and Switch in the Reno area is almost sold out as a blockchain software company is finalizing plans to buy more than half of its land.

Blockchains LLC, is purchasing 64,000 acres at the Tahoe-Reno Industrial Center, with the deal expected to fully close by the first week of February, said Lance Gilman, principal and director of the industrial park.

AMERICAN OVERSIGHT

The company specializes in financial services, security, software and apps using blockchain technology — a secure digital ledger or record that is typically associated with cryptocurrencies such as Bitcoin. Blockchains LLC specifically deals with the Ethereum blockchain, which anchors the second-biggest cryptocurrency in the world. The Ethereum cryptocurrency is only trumped by Bitcoin in terms of market cap.

Ethereum's blockchain technology also has a more flexible design than Bitcoin's and can be used to create smart contracts that are not limited to virtual currency. Governments in Brazil and Ukraine, for example, are looking into using the technology to create more secure electoral records and platforms.

MORE IN BUSINESS:Apple CEO Tim Cook makes surprise visit to Reno<http://www.rgj.com/story/money/business/2018/01/17/apple-ceo-tim-cook-makes-surprise-visit-reno-facility-groundbreaking/1040598001/>

Blockchains will use 150 of the acres it purchased at the industrial center to build a campus park that will house the company's headquarters, Gilman said. What the company will do with the rest of the land remains to be seen.

"I believe they're going to showcase to the world everything that the blockchain technology is capable of," Gilman said. "Now will they do all the work themselves or work with other developers to house other users? Only time will tell."

The deal leaves only 250 acres of the 104,000-acre industrial park unsold, Gilman said. It also makes Blockchains the biggest developer and landowner at Tahoe-Reno Industrial Center. Tesla remains the biggest user with more than 3,000 acres, Gilman added. Developers typically buy land and build it to suit others while users buy a large block of land to build out their own facilities.

Gilman says the industrial park is in talks with interested parties for the remaining 250 acres and expects it to be sold within the year. Even if all the land is sold out, Gilman and the rest of the Tahoe-Reno Industrial brain trust will still be involved with the park for several years through development and infrastructure projects.

Gilman's group first purchased the land located in Storey County east of Reno-Sparks in 1998, The industrial park then opened for business in 2000, weathering the impact of the 9/11 terrorist attacks as well as the Great Recession.

Since then, Tahoe-Reno Industrial Center saw the arrival of big-name technology companies in the park. Tesla, which arrived in 2014, continues to construct the largest building in the world with the Gigafactory<http://www.rgj.com/story/news/2014/09/13/art-tesla-deal-nv-won-gigafactory/15593371/>. Switch just built the largest data center building in the world<http://www.rgj.com/story/money/business/2017/02/15/switch-largest-data-center-building-world-opens-near-reno/97925188/> at the park and will have what's expected to be the world's largest data center campus<http://www.rgj.com/story/money/reno-rebirth/2015/09/22/switch-supernap-reno-largest-data-center-in-world/72595628/> as well once the whole project is built out. Silicon Valley heavyweight Google also bought land at the park last year<http://www.rgj.com/story/money/business/2017/04/17/google-buys-land-near-tesla-gigafactory-east-reno-data-center-technobubble/100566250/>, which likely will be used to house a data center.

The last year has been good for Reno's two major industrial parks. Reno Technology Park, which is located across the freeway from Tahoe-Reno Industrial Center saw its remaining land purchased by Apple last year, which the company is using as part of a $1 billion expansion of its existing data center<http://www.rgj.com/story/money/business/2018/01/17/sneak-peek-rare-look-inside-apple-reno-data-center/1038984001/> on the property.

The growth that has been driven by the incoming companies, combined with near-zero construction during the recession, is fueling a housing crunch<http://www.rgj.com/story/money/business/2017/05/15/reno-housing-crunch-affordability-low-supply-real-estate/101493422/> in the region marked by skyrocketing house prices<http://www.rgj.com/story/money/business/2018/01/15/going-going-reno-sparks-housing-inventory-hits-record-low/1030660001/> in the last couple of years as well as one of the biggest surge in rents in the

AMERICAN OVERSIGHT

nation<http://www.rgj.com/story/money/business/2018/01/17/reno-renters-give-city-f-grade-apartment-list-survey/1036786001/>.

Gilman expects that it will take several years for the balance between wages and housing affordability to normalize, given current conditions.

“The folks who are willing to build housing, infrastructure and roadways are here now and they just need a reasonable amount of time and a faster permitting process to get the work done,” Gilman said. “I expect it to take a minimum of five years, perhaps even 10 years.”

Mari N. St. Martin
Communications Director

Office of Governor Brian Sandoval
101 North Carson Street
Carson City, NV 89701
775-684-5670
775-684-5683 (fax)
gov.nv.gov<http://gov.nv.gov>
Follow Governor Sandoval
@GovSandoval

<image001.jpg><http://travelnevada.com/>

AMERICAN OVERSIGHT

Stephanie M. Klapstein

From: Chip Bowlby <cbowlby@renolandinc.com>
Sent: Friday, January 05, 2018 7:55 AM
To: CJ Manthe
Subject: RE: Summit Club

Thanks for your kind words !!

Chip Bowlby
President & CEO
6001 Talbot Lane
Reno, Nevada 89509
775-432-7110 x818
775-690-4866 Cell
775-800-1174 Fax
cbowlby@renolandinc.com
http://www.renolandinc.com

From: CJ Manthe [mailto:cjmanthe@business.nv.gov]
Sent: Friday, January 5, 2018 7:50 AM
To: Chip Bowlby <cbowlby@renolandinc.com>
Subject: RE: Summit Club

Hi Chip,

Thank you for your note. I am pleased to hear DB agreed to the draw down. Your comments about Bob are on target, sometimes he is too smart for his own good. We need to get 'er done!

I am so glad you are on the Summit Club team. Have a great weekend!

Best,
CJ

From: Chip Bowlby [mailto:cbowlby@renolandinc.com]
Sent: Friday, January 05, 2018 7:47 AM
To: CJ Manthe <cjmanthe@business.nv.gov>
Subject: Summit Club

CJ--- Thanks for taking our call yesterday. As an update we spoke to DB and they have agreed to do the draw down so we do not need to go back to the State Finance Board.

AMERICAN OVERSIGHT

As a side wouldn't it be nice for Bob to tell what time it is instead of how the watch is made ???? Sorry for the added pain and we look forward to breaking ground in the next couple weeks.

Best……

Chip Bowlby
President & CEO
6001 Talbot Lane
Reno, Nevada 89509
775-432-7110 x818
775-690-4866 Cell
775-800-1174 Fax
cbowlby@renolandinc.com
http://www.renolandinc.com

AMERICAN OVERSIGHT

Stephanie M. Klapstein

From: Chip Bowlby <cbowlby@renolandinc.com>
Sent: Wednesday, February 14, 2018 3:56 PM
To: CJ Manthe
Subject: RE: Summit Club

Embarrassed beyond words but I think we are closing tomorrow. Thank you so much for your patience and Happy Valentine's Day. 😊

Chip Bowlby
President & CEO
6001 Talbot Lane
Reno, Nevada 89509
775-432-7110 x818
775-690-4866 Cell
775-800-1174 Fax
cbowlby@renolandinc.com
http://www.renolandinc.com

From: CJ Manthe [mailto:cjmanthe@business.nv.gov]
Sent: Wednesday, February 14, 2018 3:39 PM
To: Chip Bowlby <cbowlby@renolandinc.com>
Subject: FW: Summit Club

Hi Chip,

Your wonderful partner Bob Klein called us today to memorialize the latest extension (and the hopefully the last one). For your records.

Happy Valentine's Day!

Best,
CJ

From: CJ Manthe
Sent: Wednesday, February 14, 2018 3:37 PM
To: Robert N. Klein (bobklein@klein-financial.com) <bobklein@klein-financial.com>; Alan Bogomilsky (abogomilsky@klein-financial.com) <abogomilsky@klein-financial.com>
Cc: Michael Holliday <mholliday@housing.nv.gov>; Stephen G. Aichroth <saichroth@housing.nv.gov>
Subject: Summit Club

Good afternoon,

AMERICAN OVERSIGHT

The purpose of this e-mail is to officially extend the deadline for the use of private activity bond volume cap for the Summit Club project to February 21, 2018. Additionally, please find attached inducement letter extension.

We look forward to celebrating the closing and the commencement of construction. Everyone has worked really hard on this development and the Summit Club will expand housing choices to the Truckee Meadows community.

C. J. Manthe
Director
Nevada Dept of Business & Industry
1830 College Pkwy Ste# 100
Carson City, NV 89706
☎Phone (775) 684-2987
☎Fax (775) 684-2998
✉Email Cjmanthe@business.nv.gov





AMERICAN OVERSIGHT

Stephanie M. Klapstein

From: Elizabeth Tafeen <etafeen@klein-financial.com>
Sent: Thursday, January 25, 2018 1:28 PM
To: Michael Holliday
Cc: Alan Bogomilsky; Maati Benmbarek; Chip Bowlby; RobertKlein
Subject: RE: Tax Credit Linked Contingent Subordinate Debt Request

Hi Michael,

I just wanted to follow up on Bob's request below and see if there was a good time for you and Bob to speak today.

Thank you,

Elizabeth Tafeen
Executive Assistant to Bob Klein | Klein Financial Corporation
550 S. California Ave, Suite 330 | Palo Alto, CA 94306
O: (650) 833-0100 | M: (541) 324-9447| **etafeen@klein-financial.com**

The information contained in this message (and attachments) is confidential and may be legally privileged. The message is intended solely for the addressee(s). If you are not the intended recipient, you are hereby notified that any use, dissemination, or reproduction is strictly prohibited and may be unlawful. If you are not the intended recipient please contact the sender by return e-mail and destroy all copies of the original message and attachments.

From: Robert Klein
Sent: Wednesday, January 24, 2018 6:38 PM
To: 'Michael Holliday' <mholliday@housing.nv.gov>
Cc: Alan Bogomilsky <alan@klein-financial.com>; Maati Benmbarek <maati@klein-financial.com>; Chip Bowlby <cbowlby@renolandinc.com>; Elizabeth Tafeen <etafeen@klein-financial.com>
Subject: RE: Tax Credit Linked Contingent Subordinate Debt Request

Michael,

Is there a time tomorrow that we could speak about this and see if there are any other items you may need from us for your due diligence?

Thank you,

Bob Klein
President | Klein Financial Corporation
550 S. California Ave, Suite 330 | Palo Alto, CA 94306
O: (650) 833-0100 | bobklein@klein-financial.com

The information contained in this message (and attachments) is confidential and may be legally privileged. The message is intended solely for the addressee(s). If you are not the intended recipient, you are hereby notified that any use, dissemination, or reproduction is strictly prohibited and may be unlawful. If you are not the intended recipient please contact the sender by return e-mail and destroy all copies of the original message and attachments.

From: Michael Holliday [mailto:mholliday@housing.nv.gov]
Sent: Wednesday, January 24, 2018 4:22 PM

AMERICAN OVERSIGHT

To: Robert Klein <bobklein@klein-financial.com>
Cc: Alan Bogomilsky <alan@klein-financial.com>; Maati Benmbarek <maati@klein-financial.com>; Elizabeth Tafeen <etafeen@klein-financial.com>; Chip Bowlby <cbowlby@renolandinc.com>
Subject: RE: Tax Credit Linked Contingent Subordinate Debt Request

Howdy Bob,

I'm in receipt of the official request and will begin the due diligence on our side. Thank you!

Michael

Michael Holliday
Chief Financial Officer
Department of Business & Industry, Housing Division
775-687-2249



From: Robert Klein [mailto:bobklein@klein-financial.com]
Sent: Wednesday, January 24, 2018 2:53 PM
To: Michael Holliday <mholliday@housing.nv.gov>
Cc: Alan Bogomilsky <alan@klein-financial.com>; Maati Benmbarek <maati@klein-financial.com>; Elizabeth Tafeen <etafeen@klein-financial.com>; Chip Bowlby <cbowlby@renolandinc.com>
Subject: Tax Credit Linked Contingent Subordinate Debt Request

Michael,

Thank you for taking the time to speak with my yesterday evening. As discussed during our phone call, please find attached a memo regarding the tax credit linked contingent subordinate debt.

Thank you,

Bob Klein
President | Klein Financial Corporation
550 S. California Ave, Suite 330 | Palo Alto, CA 94306
O: (650) 833-0100 | bobklein@klein-financial.com

The information contained in this message (and attachments) is confidential and may be legally privileged. The message is intended solely for the addressee(s). If you are not the intended recipient, you are hereby notified that any use, dissemination, or reproduction is strictly prohibited and may be unlawful. If you are not the intended recipient please contact the sender by return e-mail and destroy all copies of the original message and attachments.

AMERICAN OVERSIGHT

Stephanie M. Klapstein

From: Robert Klein <bobklein@klein-financial.com>
Sent: Wednesday, January 24, 2018 6:38 PM
To: Michael Holliday
Cc: Alan Bogomilsky; Maati Benmbarek; Chip Bowlby; Elizabeth Tafeen
Subject: RE: Tax Credit Linked Contingent Subordinate Debt Request

Michael,

Is there a time tomorrow that we could speak about this and see if there are any other items you may need from us for your due diligence?

Thank you,

Bob Klein
President | Klein Financial Corporation
550 S. California Ave, Suite 330 | Palo Alto, CA 94306
O: (650) 833-0100 | bobklein@klein-financial.com

The information contained in this message (and attachments) is confidential and may be legally privileged. The message is intended solely for the addressee(s). If you are not the intended recipient, you are hereby notified that any use, dissemination, or reproduction is strictly prohibited and may be unlawful. If you are not the intended recipient please contact the sender by return e-mail and destroy all copies of the original message and attachments.

From: Michael Holliday [mailto:mholliday@housing.nv.gov]
Sent: Wednesday, January 24, 2018 4:22 PM
To: Robert Klein <bobklein@klein-financial.com>
Cc: Alan Bogomilsky <alan@klein-financial.com>; Maati Benmbarek <maati@klein-financial.com>; Elizabeth Tafeen <etafeen@klein-financial.com>; Chip Bowlby <cbowlby@renolandinc.com>
Subject: RE: Tax Credit Linked Contingent Subordinate Debt Request

Howdy Bob,

I'm in receipt of the official request and will begin the due diligence on our side. Thank you!

Michael

Michael Holliday
Chief Financial Officer
Department of Business & Industry, Housing Division
775-687-2249



AMERICAN OVERSIGHT

From: Robert Klein [mailto:bobklein@klein-financial.com]
Sent: Wednesday, January 24, 2018 2:53 PM
To: Michael Holliday <mholliday@housing.nv.gov>
Cc: Alan Bogomilsky <alan@klein-financial.com>; Maati Benmbarek <maati@klein-financial.com>; Elizabeth Tafeen <etafeen@klein-financial.com>; Chip Bowlby <cbowlby@renolandinc.com>
Subject: Tax Credit Linked Contingent Subordinate Debt Request

Michael,

Thank you for taking the time to speak with my yesterday evening. As discussed during our phone call, please find attached a memo regarding the tax credit linked contingent subordinate debt.

Thank you,

Bob Klein
President | Klein Financial Corporation
550 S. California Ave, Suite 330 | Palo Alto, CA 94306
O: (650) 833-0100 | bobklein@klein-financial.com

The information contained in this message (and attachments) is confidential and may be legally privileged. The message is intended solely for the addressee(s). If you are not the intended recipient, you are hereby notified that any use, dissemination, or reproduction is strictly prohibited and may be unlawful. If you are not the intended recipient please contact the sender by return e-mail and destroy all copies of the original message and attachments.

AMERICAN OVERSIGHT

Stephanie M. Klapstein

From: Elizabeth Tafeen <etafeen@klein-financial.com>
Sent: Thursday, January 25, 2018 1:47 PM
To: Michael Holliday
Cc: Alan Bogomilsky; Maati Benmbarek; Chip Bowlby; RobertKlein
Subject: RE: Tax Credit Linked Contingent Subordinate Debt Request

Hi Michael,

I hope your Board meeting "bliss" can survive the day! Would tomorrow at 11:30 am PT work for you?

Thank you,

Elizabeth Tafeen
Executive Assistant to Bob Klein | Klein Financial Corporation
550 S. California Ave, Suite 330 | Palo Alto, CA 94306
O: (650) 833-0100 | M: (541) 324-9447| **etafeen@klein-financial.com**

The information contained in this message (and attachments) is confidential and may be legally privileged. The message is intended solely for the addressee(s). If you are not the intended recipient, you are hereby notified that any use, dissemination, or reproduction is strictly prohibited and may be unlawful. If you are not the intended recipient please contact the sender by return e-mail and destroy all copies of the original message and attachments.

From: Michael Holliday [mailto:mholliday@housing.nv.gov]
Sent: Thursday, January 25, 2018 1:46 PM
To: Elizabeth Tafeen <etafeen@klein-financial.com>
Cc: Alan Bogomilsky <alan@klein-financial.com>; Maati Benmbarek <maati@klein-financial.com>; Chip Bowlby <cbowlby@renolandinc.com>; Robert Klein <bobklein@klein-financial.com>
Subject: RE: Tax Credit Linked Contingent Subordinate Debt Request

Howdy Elizabeth,

Sorry for the delay in responding, I'm in Board meeting "bliss" all day today but am wide open anytime prior to 1pm PST tomorrow if it would work for Bob. Thank you!

Michael

Michael Holliday
Chief Financial Officer
Department of Business & Industry, Housing Division
775-687-2249



AMERICAN OVERSIGHT

From: Elizabeth Tafeen [mailto:etafeen@klein-financial.com]
Sent: Thursday, January 25, 2018 1:28 PM
To: Michael Holliday <mholliday@housing.nv.gov>
Cc: Alan Bogomilsky <alan@klein-financial.com>; Maati Benmbarek <maati@klein-financial.com>; Chip Bowlby <cbowlby@renolandinc.com>; Robert Klein <bobklein@klein-financial.com>
Subject: RE: Tax Credit Linked Contingent Subordinate Debt Request

Hi Michael,

I just wanted to follow up on Bob's request below and see if there was a good time for you and Bob to speak today.

Thank you,

Elizabeth Tafeen
Executive Assistant to Bob Klein | Klein Financial Corporation
550 S. California Ave, Suite 330 | Palo Alto, CA 94306
O: (650) 833-0100 | M: (541) 324-9447| **etafeen@klein-financial.com**

The information contained in this message (and attachments) is confidential and may be legally privileged. The message is intended solely for the addressee(s). If you are not the intended recipient, you are hereby notified that any use, dissemination, or reproduction is strictly prohibited and may be unlawful. If you are not the intended recipient please contact the sender by return e-mail and destroy all copies of the original message and attachments.

From: Robert Klein
Sent: Wednesday, January 24, 2018 6:38 PM
To: 'Michael Holliday' <mholliday@housing.nv.gov>
Cc: Alan Bogomilsky <alan@klein-financial.com>; Maati Benmbarek <maati@klein-financial.com>; Chip Bowlby <cbowlby@renolandinc.com>; Elizabeth Tafeen <etafeen@klein-financial.com>
Subject: RE: Tax Credit Linked Contingent Subordinate Debt Request

Michael,

Is there a time tomorrow that we could speak about this and see if there are any other items you may need from us for your due diligence?

Thank you,

Bob Klein
President | Klein Financial Corporation
550 S. California Ave, Suite 330 | Palo Alto, CA 94306
O: (650) 833-0100 | bobklein@klein-financial.com

The information contained in this message (and attachments) is confidential and may be legally privileged. The message is intended solely for the addressee(s). If you are not the intended recipient, you are hereby notified that any use, dissemination, or reproduction is strictly prohibited and may be unlawful. If you are not the intended recipient please contact the sender by return e-mail and destroy all copies of the original message and attachments.

From: Michael Holliday [mailto:mholliday@housing.nv.gov]
Sent: Wednesday, January 24, 2018 4:22 PM
To: Robert Klein <bobklein@klein-financial.com>
Cc: Alan Bogomilsky <alan@klein-financial.com>; Maati Benmbarek <maati@klein-financial.com>; Elizabeth Tafeen

AMERICAN OVERSIGHT

<etafeen@klein-financial.com>; Chip Bowlby <cbowlby@renolandinc.com>
Subject: RE: Tax Credit Linked Contingent Subordinate Debt Request

Howdy Bob,

I'm in receipt of the official request and will begin the due diligence on our side. Thank you!

Michael

Michael Holliday
Chief Financial Officer
Department of Business & Industry, Housing Division
775-687-2249

From: Robert Klein [mailto:bobklein@klein-financial.com]
Sent: Wednesday, January 24, 2018 2:53 PM
To: Michael Holliday <mholliday@housing.nv.gov>
Cc: Alan Bogomilsky <alan@klein-financial.com>; Maati Benmbarek <maati@klein-financial.com>; Elizabeth Tafeen <etafeen@klein-financial.com>; Chip Bowlby <cbowlby@renolandinc.com>
Subject: Tax Credit Linked Contingent Subordinate Debt Request

Michael,

Thank you for taking the time to speak with my yesterday evening. As discussed during our phone call, please find attached a memo regarding the tax credit linked contingent subordinate debt.

Thank you,

Bob Klein
President | Klein Financial Corporation
550 S. California Ave, Suite 330 | Palo Alto, CA 94306
O: (650) 833-0100 | bobklein@klein-financial.com

The information contained in this message (and attachments) is confidential and may be legally privileged. The message is intended solely for the addressee(s). If you are not the intended recipient, you are hereby notified that any use, dissemination, or reproduction is strictly prohibited and may be unlawful. If you are not the intended recipient please contact the sender by return e-mail and destroy all copies of the original message and attachments.

AMERICAN OVERSIGHT

Stephanie M. Klapstein

From: Jarad Van Wagoner <jarad.vanwagoner@rrpartners.com>
Sent: Monday, October 08, 2018 6:59 AM
To: Andrew Clinger; Christina Davis
Subject: Re: Tech Summit - Updated Documents

Andrew and Christina

The attire for the Tech Summit today is business casual (not tie).

Has the Governor given any direction on the proclamation or the gift of the coin to Elon Musk?

Thanks
Jarad

From: Jarad Van Wagoner <jarad.vanwagoner@rrpartners.com>
Date: Friday, October 5, 2018 at 1:51 PM
To: Andrew Clinger <aclinger@gov.nv.gov>, Christina Davis <cmdavis@gov.nv.gov>
Subject: Tech Summit - Updated Documents

Andrew and Christina

I've attached updated documents for the Governor to review, change, and/or approve. It includes the following documents:

1. Tech Summit Draft Itinerary
2. Draft of Governor's Opening Remarks
3. Draft Script for Master of Ceremonies – Paul Anderson
4. Draft Script for Panel Discussion
    a. This likely will continue to change as the panelists revise and finalize their questions.
    b. ***Please let me know if the Governor would like to change anything.***
5. Draft Proclamation Renaming TRIC to Innovation Park
    a. ***Will you please let me know as soon as you are able if the Governor approves the proclamation?***

I'm still waiting on the dialogue from Tesla for the conversation between the Governor and Elon. Also, I've asked for bios for each of the panelists to send to the Governor.

One more question from Tesla:

- ***EDAWN would like to present Elon Musk with a special coin at the end of his discussion with the Governor. Is the Governor okay with the presentation being made while is on the stage? It should only take 1 to 2 minutes.***

Please let me know if there are any questions.

Thank you for all of your help!
Jarad

AMERICAN OVERSIGHT

Stephanie M. Klapstein

From: Jarad Van Wagoner <jarad.vanwagoner@rrpartners.com>
Sent: Monday, October 08, 2018 7:24 AM
To: Christina Davis; Andrew Clinger
Subject: Re: Tech Summit - Updated Documents

I did. Sorry. I'm flying today, so I'll blame my mistake on that.

Sent from my Verizon, Samsung Galaxy smartphone

-------- Original message --------
From: Christina Davis <cmdavis@gov.nv.gov>
Date: 10/8/18 7:12 AM (GMT-08:00)
To: Jarad Van Wagoner <jarad.vanwagoner@rrpartners.com>, Andrew Clinger <aclinger@gov.nv.gov>
Subject: RE: Tech Summit - Updated Documents

Hoping you meant the attire for "tomorrow's" tech summit?

Christina Davis
Special Assistant to the Governor
Nevada Governor Brian Sandoval

From: Jarad Van Wagoner [mailto:jarad.vanwagoner@rrpartners.com]
Sent: Monday, October 08, 2018 6:59 AM
To: Andrew Clinger <aclinger@gov.nv.gov>; Christina Davis <cmdavis@gov.nv.gov>
Subject: Re: Tech Summit - Updated Documents

Andrew and Christina

The attire for the Tech Summit today is business casual (not tie).

Has the Governor given any direction on the proclamation or the gift of the coin to Elon Musk?

Thanks
Jarad

From: Jarad Van Wagoner <jarad.vanwagoner@rrpartners.com>
Date: Friday, October 5, 2018 at 1:51 PM
To: Andrew Clinger <aclinger@gov.nv.gov>, Christina Davis <cmdavis@gov.nv.gov>
Subject: Tech Summit - Updated Documents

Andrew and Christina

I've attached updated documents for the Governor to review, change, and/or approve. It includes the following documents:

AMERICAN OVERSIGHT

1. Tech Summit Draft Itinerary
2. Draft of Governor's Opening Remarks
3. Draft Script for Master of Ceremonies – Paul Anderson
4. Draft Script for Panel Discussion
    a. This likely will continue to change as the panelists revise and finalize their questions.
    b. ***Please let me know if the Governor would like to change anything.***
5. Draft Proclamation Renaming TRIC to Innovation Park
    a. ***Will you please let me know as soon as you are able if the Governor approves the proclamation?***

I'm still waiting on the dialogue from Tesla for the conversation between the Governor and Elon. Also, I've asked for bios for each of the panelists to send to the Governor.

One more question from Tesla:

- ***EDAWN would like to present Elon Musk with a special coin at the end of his discussion with the Governor. Is the Governor okay with the presentation being made while is on the stage? It should only take 1 to 2 minutes.***

Please let me know if there are any questions.

Thank you for all of your help!
Jarad

AMERICAN OVERSIGHT

Stephanie M. Klapstein

From: Chip Bowlby <cbowlby@renolandinc.com>
Sent: Saturday, March 03, 2018 1:11 PM
To: Michael Holliday; CJ Manthe
Cc: Sherry Wagner
Subject: RE: Thank you

Just following up on dinner for March 13th?? If that works please give me who you would like to attend.

Best……

Chip Bowlby
President & CEO
6001 Talbot Lane
Reno, Nevada 89509
775-432-7110 x818
775-690-4866 Cell
775-800-1174 Fax
cbowlby@renolandinc.com
http://www.renolandinc.com

From: Michael Holliday [mailto:mholliday@housing.nv.gov]
Sent: Tuesday, February 27, 2018 8:00 AM
To: CJ Manthe <cjmanthe@business.nv.gov>; Chip Bowlby <cbowlby@renolandinc.com>
Cc: Sherry Wagner <swagner@renolandinc.com>
Subject: RE: Thank you

Good morning Chip,

I echo CJ's comments below – this will be a great project when it's up and occupied and many lucky folks will have an amazing place to call home. Let's hope the next 10 years fly by quietly for Summit Club ☺ If not, I'll have sympathy cards at the ready.

Have a wonderful day and thanks for all you are doing for our community Chip!

Michael

Michael Holliday
Chief Financial Officer
Department of Business & Industry, Housing Division
775-687-2249

AMERICAN OVERSIGHT

From: CJ Manthe
Sent: Tuesday, February 27, 2018 7:25 AM
To: 'Chip Bowlby' <cbowlby@renolandinc.com>; Michael Holliday <mholliday@housing.nv.gov>
Cc: Sherry Wagner <swagner@renolandinc.com>
Subject: RE: Thank you

Chip,

It is has been great working with you and we are confident your involvement in the project will make it a shining success. Fred might be available for a dinner on March 13th. We will let you know.

Feel free to lean on us anytime you need a cheering section. Go Chip Go!!!!!!!

Cheers,
CJ

From: Chip Bowlby [mailto:cbowlby@renolandinc.com]
Sent: Tuesday, February 27, 2018 6:34 AM
To: CJ Manthe <cjmanthe@business.nv.gov>; Michael Holliday <mholliday@housing.nv.gov>
Cc: Sherry Wagner <swagner@renolandinc.com>
Subject: Thank you

Just another VANILLI DEAL!! Right ?? All kidding aside I wanted to thank you both for hanging in there for The Summit. You both went far beyond the call of duty and again can't thank you enough. I want you to start sending me Sympathy Cards or Valium knowing that I have to deal with Bob for the next ten years ☹

We need to have a victory lunch or dinner on me and drag Bruce and Fred along soon.

Very Best…….

Chip Bowlby
President & CEO
6001 Talbot Lane
Reno, Nevada 89509
775-432-7110 x818
775-690-4866 Cell
775-800-1174 Fax

AMERICAN OVERSIGHT

cbowlby@renolandinc.com
http://www.renolandinc.com

AMERICAN OVERSIGHT

Stephanie M. Klapstein

From: Chip Bowlby <cbowlby@renolandinc.com>
Sent: Thursday, March 15, 2018 11:36 AM
To: CJ Manthe
Subject: RE: VM

Thank you CJ

Chip Bowlby
President & CEO
6001 Talbot Lane
Reno, Nevada 89509
775-432-7110 x818
775-690-4866 Cell
775-800-1174 Fax
cbowlby@renolandinc.com
http://www.renolandinc.com

From: CJ Manthe [mailto:cjmanthe@business.nv.gov]
Sent: Thursday, March 15, 2018 11:33 AM
To: Chip Bowlby <cbowlby@renolandinc.com>
Subject: RE: VM

George Burns, the Commissioner for Nevada Financial Institutions Division, will be calling you.

Here is his contact information for your records:

George E. Burns
Commissioner
Nevada Financial Institutions Division
Department of Business & Industry
3300 W. Sahara Ave., Suite 250
Las Vegas, Nevada 89102
Phone: 702-486-4120
Fax: 702-486-4563
gburns@fid.state.nv.us

From: Chip Bowlby [mailto:cbowlby@renolandinc.com]
Sent: Thursday, March 15, 2018 10:56 AM
To: CJ Manthe <cjmanthe@business.nv.gov>
Subject: VM

AMERICAN OVERSIGHT

Just left you a VM when you have a momment

Chip Bowlby
President & CEO
6001 Talbot Lane
Reno, Nevada 89509
775-432-7110 x818
775-690-4866 Cell
775-800-1174 Fax
cbowlby@renolandinc.com
http://www.renolandinc.com

AMERICAN OVERSIGHT

Stephanie M. Klapstein

From: Tim Cronin <timgcronin@gmail.com>
Sent: Wednesday, August 29, 2018 1:40 PM
To: Sherry Wagner
Cc: Tom Merschel; Chip Bowlby; capeterson@washoecounty.us; cwestom@washoecounty.us; jcarr@ndep.nv.gov; glovato@ndep.nv.gov; CaryChisum; adurling@woodrodgers.com; karmstong@ag.nv.gov; hansonc@reno.gov; thomasj@reno.gov; Frederick MBates, Jr.; bsmith@renolandinc.com; Rob Medeiros(rmedeiros@btreno.com); mrotter@manhard.com; Foree, Mark; mckeanw@reno.gov; palmert@reno.gov; Fred Bates; scrano@puc.nv.gov; tcordova@puc.nv.gov
Subject: Re: West Reno Water - Bates Properties - CofO's
Attachments: image002.jpg; image002.jpg

Thanks SHerry

On Wed, Aug 29, 2018 at 1:02 PM Sherry Wagner <swagner@renolandinc.com> wrote:

> All – please be advised that an all hands meeting is scheduled to discuss the West Reno Water – Bates Properties – CofO urgent issues.
>
> Date: September 4, 20018 (Tuesday)
>
> Time: 9:00 – 11:00 am
>
> Location: City of Reno
>
> 6th Floor – Large Conference Room
>
> Should this not fit your schedule please advise as soon as possible.
>
> Best regards,
>
> 
>
> Sherry A. Wagner

AMERICAN OVERSIGHT

Vice President of Operations
6001 Talbot Lane

Reno, Nevada 89509

(D) 775-432-7117

(F) 775-800-1174

(C) 775-434-4375

swagner@renolandinc.com

http://www.renolandinc.com

AMERICAN OVERSIGHT

Stephanie M. Klapstein

From: Sherry Wagner <swagner@renolandinc.com>
Sent: Thursday, August 30, 2018 10:56 AM
To: Tom Merschel; Chip Bowlby; capeterson@washoecounty.us; cwestom@washoecounty.us; jcarr@ndep.nv.gov; glovato@ndep.nv.gov; 'cchisum@woodrodgers.com'; Andy Durling; karmstong@ag.nv.gov; Claudia Hanson(hansonc@reno.gov); Janelle Thomas; fred@bates-homes.com; Tim Cronin; Brad Smith; rmedeiros@btreno.com; 'mrotter@manhard.com'; Foree, Mark; William McKean; Tray Palmer; Fred Bates(fbates@bpi4.com); scrano@puc.nv.gov; tcordova@puc.nv.gov
Subject: RE: West Reno Water - Bates Properties - CofO's

Importance: High

All – due to scheduling difficulties and the holiday this meeting has to be moved to **Thursday, September 6, 2018, 9:00-11:00 am** same location.

Please advise your ability to attend.

Best regards,

RENO LAND INC.
Sherry A. Wagner
Vice President of Operations
6001 Talbot Lane
Reno, Nevada 89509
(D) 775-432-7117
(F) 775-800-1174
(C) 775-434-4375
swagner@renolandinc.com
http://www.renolandinc.com

From: Sherry Wagner
Sent: Wednesday, August 29, 2018 1:02 PM
To: Tom Merschel (tmerschel@renolandinc.com) <tmerschel@renolandinc.com>; Chip Bowlby <cbowlby@renolandinc.com>; 'capeterson@washoecounty.us' <capeterson@washoecounty.us>; 'cwestom@washoecounty.us' <cwestom@washoecounty.us>; 'jcarr@ndep.nv.gov' <jcarr@ndep.nv.gov>; 'glovato@ndep.nv.gov' <glovato@ndep.nv.gov>; 'cchisum@woodrodgers.com' <cchisum@woodrodgers.com>; 'Andy Durling' <adurling@WoodRodgers.com>; 'karmstong@ag.nv.gov' <karmstong@ag.nv.gov>; Claudia Hanson (hansonc@reno.gov) <hansonc@reno.gov>; 'Janelle Thomas' <thomasj@reno.gov>; 'fred@bates-homes.com' <fred@bates-homes.com>; 'Tim Cronin' <timgcronin@gmail.com>; Brad Smith <bsmith@renolandinc.com>; 'rmedeiros@btreno.com' <rmedeiros@btreno.com>; 'mrotter@manhard.com' <mrotter@manhard.com>; 'Foree, Mark' <mforee@tmwa.com>; 'William McKean' <mckeanw@reno.gov>; 'Tray Palmer' <palmert@reno.gov>; Fred Bates (fbates@bpi4.com) <fbates@bpi4.com>; 'scrano@puc.nv.gov' <scrano@puc.nv.gov>; 'tcordova@puc.nv.gov' <tcordova@puc.nv.gov>

AMERICAN OVERSIGHT

Subject: West Reno Water - Bates Properties - CofO's
Importance: High

All – please be advised that an all hands meeting is scheduled to discuss the West Reno Water – Bates Properties – CofO urgent issues.

Date: September 4, 20018 (Tuesday)
Time: 9:00 – 11:00 am
Location: City of Reno
6th Floor – Large Conference Room

Should this not fit your schedule please advise as soon as possible.

Best regards,

RL RENO LAND INC.
Sherry A. Wagner
Vice President of Operations
6001 Talbot Lane
Reno, Nevada 89509
(D) 775-432-7117
(F) 775-800-1174
(C) 775-434-4375
swagner@renolandinc.com
http://www.renolandinc.com

AMERICAN OVERSIGHT

NV-DA-20-0615-A-005928

Stephanie M. Klapstein

From: Ryan McGinness <ryan@nevadadc.org>
Sent: Tuesday, February 13, 2018 10:19 AM
To: Christina Davis
Cc: Michael J. Willden
Subject: Re: WH Invite: Opportunity Zones

Got it. Thanks.

Ryan McGinness | Nevada Washington Office

On 2/13/18, 12:54 PM, "Christina Davis" <cmdavis@gov.nv.gov> wrote:

> He will not be going.
>
> Christina Davis
> Special Assistant to the Governor
> Nevada Governor Brian Sandoval
>
> -----Original Message-----
> From: Ryan McGinness [mailto:ryan@nevadadc.org]
> Sent: Tuesday, February 13, 2018 6:55 AM
> To: Christina Davis <cmdavis@gov.nv.gov>
> Subject: FW: WH Invite: Opportunity Zones
>
> LMK what he's thinking re: WH and I'll get back to them one way or the other this morning.
>
> Ryan McGinness | Nevada Washington Office
>
> On 2/12/18, 8:01 PM, "Michael J. Willden" <mwillden@gov.nv.gov> wrote:
>
> My guess is that the Gov will not attend this event. We are working with Director Manthe and others to better understand the OZ designation process.
>
> So far...I am aware of requests from the City of Henderson and the Pyramid Lake Indian Tribe for designations.
>
> Christina will have to advise if the Gov would attend the WH event.
>
> -----Original Message-----
> From: Ryan McGinness [mailto:ryan@nevadadc.org]
> Sent: Monday, February 12, 2018 4:30 PM
> To: Michael J. Willden <mwillden@gov.nv.gov>; Mari N. St. Martin <mstmartin@gov.nv.gov>; Christina Davis <cmdavis@gov.nv.gov>; Pam Robinson <probinson@gov.nv.gov>; Andrew Clinger <aclinger@gov.nv.gov>; Kathryn E. Reynolds <kreynolds@gov.nv.gov>; Tyler Klimas <tyler@nevadadc.org>
> Subject: WH Invite: Opportunity Zones
>
> Gov has been invited to a small event at the WH with POTUS on WEDNESDAY at 215p re: opportunity zones.

AMERICAN OVERSIGHT

OZ was a program created by tax reform to allow govs to designate census tracts in their states for private investment in affordable housing and other similar projects. I know CJ has been working on it - copying Tyler who has been talking with her about it.

WH knows it's short notice and he'd need to be on a plane tomorrow eve at the latest to make it work. LMK.

Ryan McGinness | Sent Wirelessly

AMERICAN OVERSIGHT

Stephanie M. Klapstein

From: Randy Pitts <randy@fandpconstruction.com>
Sent: Saturday, March 24, 2018 9:29 AM
To: Kris Thompson
Cc: Pat Whitten; Austin Osborne; Gary Hames; ChipBowlby; Cory Hunt; Stan Thomas; Jeff Brigger; Johnny Hargrove
Subject: Re: Advance Copy of Press Release on Blockchains retaining Lance Gilman

Awesome congratulations you Guys

On Mar 24, 2018, at 9:07 AM, Kris Thompson <kpthompson2011@yahoo.com> wrote:

> Gentlemen,
>
> Attached is an advance copy of a press release that will go out Monday morning to the media. This is a joint Blockchains/Lance Gilman announcement that Blockchains has retained the Lance Gilman team to coordinate Development and Marketing for the Blockchains projects in Northern Nevada.
>
> Thanks very much.
>
> Kris
>
> <2018_03-26_Lance Gilman comes to Blockchains_clean (1).pdf>

AMERICAN OVERSIGHT

Stephanie M. Klapstein

From: Heilig, Rebecca B. EOP/WHO <Rebecca.B.Heilig@who.eop.gov>
Sent: Monday, December 03, 2018 11:50 AM
To: Heilig, Rebecca B. EOP/WHO
Subject: Reforming America's Healthcare System through Choice and Competition
Attachments: Report_Reforming America's Healthcare System Through Choice andCompetit....pdf; Healthcare Choice Factsheet V.3.pdf

Importance: High

Good Afternoon,

Thank you for joining us on our call to preview our Choice and Competition Report.

Please find attached:

- ***Reforming America's Healthcare System through Choice and Competition*** (Full Text)
- Fact Sheet on Reforming America's Healthcare System through Choice and Competition

Additionally, on Tuesday, December 4, White House Surrogates will be offering remarks at AEI on the Choice and Competition Report. To register for the event, or to view the live stream of the event, **please click here.**

- 9:10 am Brian Blase, Special Assistant to the President, NEC
- 12:25 pm HHS Secretary Alex Azar keynote address

Please keep us updated by sending us any positive statements your organization plans to release surrounding the report. As always, please feel free to reach out with any questions or if we can provide any follow up materials.

Best,
Rebecca

From: Heilig, Rebecca B. EOP/WHO
Sent: Monday, December 3, 2018 1:37 PM
To: Heilig, Rebecca B. EOP/WHO <Rebecca.B.Heilig@who.eop.gov>
Subject: REMIINDER - Conference Call TODAY at 2pm on Reforming America's Healthcare System through Choice and Competition
Importance: High

Good Afternoon,

Reminder to dial into the Conference Call on Reforming America's Healthcare System through Choice and Competition today at **2:00 pm**. To receive the call-in details, please register using this RSVP link.

Thank you,
Rebecca

From: Heilig, Rebecca B. EOP/WHO <Rebecca.B.Heilig@who.eop.gov>
Sent: Monday, December 3, 2018 9:26 AM
To: Heilig, Rebecca B. EOP/WHO <Rebecca.B.Heilig@who.eop.gov>

AMERICAN OVERSIGHT

Subject: 12.3 - Conference Call TODAY on Reforming America's Healthcare System through Choice and Competition
Importance: High



Good morning,

The Administration is pleased to announce the release of our **Report on Reforming America's Healthcare System through Choice and Competition**. This report, prepared by HHS in collaboration with the Departments of Treasury, Labor, the FTC, and the White House, describes the extent to which State and Federal laws, regulations, guidance, and polices discourage choice and competition in health care markets, and identifies actions that States or the Federal Government could take to develop a better functioning health care market.

To learn more about the report, please find further information below:

Conference Call Today
Please join us for a conference call with Senior White House Officials on the details of the report **today**, Monday, December 3 at 2:00 pm. To receive the call-in details, please register using this RSVP link.

Full Report
The full text of the report will be released this afternoon on the HHS website. A link to the full report will be circulated in advance of the Conference Call.

HHS Secretary Azar Speech (Tuesday)
On Tuesday, December 4, White House Surrogates will be offering remarks at AEI on the Choice and Competition Report.

- 9:10 am Brian Blase, Special Assistant to the President, NEC
- 12:25 pm HHS Secretary Alex Azar keynote address

To register for the event, or to view the live stream of the event, **please click here.**

Please keep us updated by sending us any positive statements your organization plans to release surrounding the report. As always, please feel free to reach out with any questions or if we can provide any follow up materials.

Best,

Rebecca Heilig
Office of Public Liaison
The White House
202-881-8358 (cell)

AMERICAN OVERSIGHT

NV-DA-20-0615-A-005933

Reforming America's Healthcare System Through Choice and Competition







AMERICAN OVERSIGHT

NV-DA-20-0615-A-005934

U.S. DEPARTMENT OF HEALTH AND HUMAN SERVICES
U.S. DEPARTMENT OF THE TREASURY
U.S. DEPARTMENT OF LABOR

The President
The White House
Washington, DC 20500

Dear Mr. President:

On October 12, 2017, through Executive Order 13813, you directed the Administration, to the extent consistent with the law, to facilitate the development and operation of a health care system that provides high-quality care at affordable prices for the American people by promoting choice and competition. We are pleased to provide you with this report, prepared by the Department of Health and Human Services (HHS) in collaboration with the Departments of the Treasury and Labor, the Federal Trade Commission, and several offices within the White House. This report describes the influence of state and federal laws, regulations, guidance, and polices on choice and competition in health care markets and identifies actions that states or the Federal Government could take to develop a better functioning health care market.

As health care spending continues to rise, Americans are not receiving the commensurate benefit of living longer, healthier lives. Health care bills are too complex, choices are too restrained, and insurance premiums and out-of-pocket costs are climbing faster than wages and tax revenue. Health care markets could work more efficiently and Americans could receive more effective, high-value care if we remove and revise certain federal and state regulations and policies that inhibit choice and competition.

The Administration has already taken significant steps to improve health care markets by addressing government rules and programs that limit choice and competition and produce higher prices for the American people. Among the most significant actions:

- In October 2018, the Departments of HHS, the Treasury, and Labor proposed a rule that would provide employers with significant new flexibility in how they fund health coverage through Health Reimbursement Arrangements (HRAs). If finalized, this flexibility would empower individuals to take greater control over what health insurance benefits they receive. The Treasury estimates that more than 10 million employees would benefit from this change within the next decade.

AMERICAN OVERSIGHT

- In August 2018, the Departments of HHS, the Treasury, and Labor finalized a rule to expand Americans' ability to purchase short-term, limited-duration insurance—coverage for which premiums are generally much more affordable than Affordable Care Act (ACA) plans. Millions of Americans, including middle-class families who cannot afford ACA plans, will benefit from the additional choice and competition resulting from this reform.
- In June 2018, the Labor Department finalized a rule to expand the ability of employers, including sole proprietors without common law employees, to join together and offer health coverage through Association Health Plans. For many employers, employees, and their families, these employee benefit plans will offer greater flexibility and more affordable benefits.
- In May 2018, HHS released "American Patients First," a historic blueprint for actions to bring down the high price of drugs and reduce out-of-pocket costs. HHS has taken a number of actions that were laid out in the blueprint to empower consumers and promote competition, building on accomplishments such as the Food and Drug Administration's record pace of generic drug approvals.
- In December 2017, you signed the Tax Cuts and Jobs Act, which eliminated the onerous and regressive individual mandate tax penalty. This freed Americans to finance their health care needs in the way that works best for them.
- The Administration has enacted reforms to deliver better value through choice and competition in the Medicare program, including payment changes that establish site-neutral payment policies for a number of Medicare services, a simplification of how physicians are paid for evaluation and management visits, new consumer-transparency measures, and flexibility for insurers to offer more options and benefits in Medicare Advantage.
- HHS and the Treasury have issued revised guidance under section 1332 of the ACA that significantly expands the ability of states to reform their individual insurance markets while ensuring that people with pre-existing conditions are protected.

While the Administration has made much progress in reforming the American health care system significant obstacles remain. This report identifies four areas where federal and state rules inhibit adequate choice and competition and offers recommendations for improving public policy in each of these four areas.

AMERICAN OVERSIGHT

NV-DA-20-0615-A-005936

Health Care Workforce and Labor Markets: Reduced competition among clinicians leads to higher prices for health care services, reduces choice, and negatively impacts overall health care quality and the efficient allocation of resources. Government policies have suppressed competition by reducing the available supply of providers and restricting the range of services that they can offer. This report recommends policies that will broaden providers' scope of practice while improving workforce mobility, including telehealth, to encourage innovation and to allow providers more easily to meet patients' needs. The report also recommends that the Federal Government streamline funding for graduate medical education to allocate taxpayer dollars efficiently and to address physician supply shortages.

Health Care Provider Markets: State policies that restrict entry into provider markets can stifle innovative and more cost-effective ways to provide care while limiting choice and competition. These policies have resulted in higher health care prices and fewer incentives for providers to improve quality. This report makes several recommendations to promote choice and competition in provider markets, including state action to repeal or scale back Certificate of Need laws and encourage the development of value-based payment models that offer flexibility and risk-based incentives for providers, especially without unduly burdening small or rural practices.

Health Care Insurance Markets: Government mandates often reduce choice and competition in insurance markets and increase overall premiums. In the individual and small group markets, many consumers face limited coverage options that cover services they do not want or need and that drive up premiums, while others have been completely priced out of the market. Regulations that limit coverage choices should be changed so that states have more flexibility to develop policies that account for diverse consumer preferences. This report recommends scaling back government mandates, eliminating barriers to competition, and allowing consumers maximum opportunity to purchase health insurance that meets their needs.

Consumer-Driven Health Care: Our health care system's excessive reliance on third-party payment insulates consumers from the true price of health care and offers them little incentive to search for low-cost, high-quality care. When federal and state health policies give consumers more control over their health care dollars, they can use that power to demand greater value. For example, promoting and expanding Health Saving Accounts (HSAs) and HRAs would expand personal control and introduce more consumer power into the health care market. The report recommends expanding access to HSAs, implementing reference pricing where appropriate, and developing price and quality transparency initiatives to ensure that newly empowered health care consumers can make well-informed decisions about their care.

AMERICAN OVERSIGHT

NV-DA-20-0615-A-005937

We know the United States health care system too often fails to deliver the value it should. This report identifies barriers on the federal and state levels to market competition that stifle innovation, lead to higher prices, and do not incentivize improvements in quality. It recommends policies that will foster a health care system that delivers high-quality care at affordable prices through greater choice, competition, and consumer-directed health care spending. While American consumers and many providers would significantly benefit from the reforms laid out in this report, there are entrenched and powerful special interest groups that reap large profits from the status quo. It will take bold leadership to confront these incumbents and implement reforms, but under your direction, we are convinced we can significantly improve the American health care system.

We look forward to working with you as we create a more effective and efficient health care market that provides information for consumers as they make health care decisions for their families, rewards quality, encourages innovation, and delivers care at prices the American people can afford.

Sincerely,

/Alex M. Azar II/	/Steven T. Mnuchin/	/Alexander Acosta/
Alex M. Azar II Secretary U.S. Department of Health and Human Services	Steven T. Mnuchin Secretary U.S. Department of the Treasury	Alexander Acosta Secretary U.S. Department of Labor

AMERICAN OVERSIGHT

NV-DA-20-0615-A-005938

Contents

Background....3
Introduction....4
Section 1: The Importance of Choice and Competition in Healthcare Markets....7
Governments and Market Failure in Healthcare....9
Healthcare Emergencies....10
Asymmetric Information....10
Economies of Scale....11
Third-Party Payment....12
Barriers to Entry....14
Need for Better Health Policies....15
Section 2: Trends in Healthcare Market Consolidation....18
Assessing the Competitiveness of Healthcare Markets....18
Trends in Merger Activity....19
The Impact of Lost Competition....21
Consolidation in Specific Healthcare Markets....23
Measures of Concentration....24
Inpatient Hospital Industry....25
Physician Services....27
Need for Continued Vigilance....29
Section 3: Government Healthcare Policies and Their Effect on Competition....30
Healthcare Workforce and Labor Markets....30
Scope of Practice....31
Workforce Mobility....36
Telehealth....39
Foreign-Trained Doctors....42
Federal Funding of Medical Education....44
Healthcare Provider Markets....50
Certificate of Need (CON) Requirements....50
Certificates of Public Advantage....57
Nonprofit Exemption from Federal Trade Commission Jurisdiction....59
Employment Agreement Non-Compete Clauses....61

AMERICAN OVERSIGHT

NV-DA-20-0615-A-005939

Health Insurance Markets 63
"Any-Willing-Provider" (AWP) Laws 63
Network Adequacy Requirements 67
The ACA Rules Limit Choice 70
ACA's Harmful Insurance Rules 70
ACA Rules Restricting Physician-Owned Hospitals Reduce Competition 73
ACA Section 1557 (Nondiscrimination Requirements) 74
Giving Americans Control over Their Healthcare Spending 75
Benefits of Expanding Health Savings Accounts 76
Benefit of Expanding Health Reimbursement Arrangements 80
The Unintended Consequences of Federal Policies 82
Delivery System Reform 82
Positively Realigning Incentives through Payment Reform 87
Quality Improvement and the Measurement and Reporting of Quality 88
Section Four: Enabling Consumer-Driven Healthcare 94
Payers Can Improve Incentives 96
Current State of Price-Transparency Efforts 97
Empowering Patients: Using Choice to Bring a Longer-Term View to Healthcare 100
Healthcare Information Technology and Non-Competitive Healthcare Markets 102
Modern Computing and Non-Healthcare Markets 102
Current State of Healthcare Information Technology 103
Importance of Interoperability 104
Barriers to Interoperability 104
Overcoming Interoperability Barriers and the 21st Century Cures Act 105
Appendix: Recommendations to Restore Choice and Competition to the Healthcare Sector 107

AMERICAN OVERSIGHT

NV-DA-20-0615-A-005940

Background

Executive Order 13813, "Promoting Healthcare Choice and Competition Across the United States," directs the administration, to the extent consistent with law, to facilitate "the development and operation of a healthcare system that provides high-quality care at affordable prices for the American people" by increasing consumer choice and promoting competition in healthcare markets and by removing and revising government regulation. Section 6 of the executive order requires the Secretary of Health and Human Services (HHS), in consultation with the secretaries of the Treasury and Labor and the Federal Trade Commission, to provide a report to the President. The purpose of the report is to review existing state and federal laws, regulations, guidance, requirements and policies that limit competition and choice and to identify actions that states or the federal government could take to further these goals. It also includes input contained in 262 comments received in response to a request for information (RFI) publicly released on December 26, 2017.[1]

This report was the result of a working group created to research key issues related to healthcare choice and competition and draft the report. The working group consisted of staff within the departments of Health and Human Services, Treasury and Labor, as well as staff with the Federal Trade Commission, the Office of Management and Budget, the Council of Economic Advisers, the National Economic Council, the Domestic Policy Council, the White House Counsel's Office, and the Office of Information and Regulatory Affairs. The drafting was generally divided so that the department or component with lead jurisdiction and most expertise was the primary section author.

[1] Request for information—promoting healthcare choice and competition across the United States. December 26, 2017. https://aspe.hhs.gov/pdf-report/competition-rfi. Accessed April 11, 2018.

AMERICAN OVERSIGHT

NV-DA-20-0615-A-005941

Introduction

The United States healthcare system increasingly imposes a bewildering array of complexity and inefficiency on consumers, employers, workers and taxpayers while powerful institutions that benefit from the status quo resist efforts at reform. Moreover, our nation's healthcare system is encumbered with mandates and regulations that raise costs, decrease competition, and sometimes do little on net to improve the nation's health. These inefficiencies, mandates and regulations contribute to higher costs and higher health insurance premiums. Health insurance premiums, particularly for individual coverage (the markets most affected by the Affordable Care Act, or ACA) have soared—more than doubling in the individual market between 2013 and 2017[2]— while out-of-pocket spending has also skyrocketed.[3] Even though the ACA was supposed to hold down healthcare costs, premiums in the individual market rose after 2013 when the ACA's insurance rules took effect. The average monthly premiums for all plans rose: For the benchmark plan—the second-lowest cost silver plan—premiums increased by 88 percent between 2014 and 2018 in states with the federally run healthcare exchange (Healthcare.gov).[4] Spending by employers for employer-sponsored health benefits is also rising. The average premium for family coverage has increased 20 percent since 2013 and 55 percent since 2008.[5] While private spending is increasing, so, too, is government spending. Spending on government health programs now accounts for nearly half of all U.S. healthcare expenditures, increasing the burden on taxpayers.[6] Part of this increase in government spending is driven by an aging population, as the baby boomer generation shifts from private coverage to Medicare. Given the magnitude of this spending, it should not be surprising that there are growing concerns about whether the spending is producing benefits that justify the cost.

In addition to increased spending, the federal regulation of healthcare has risen sharply. Unfortunately, government bureaucracies are often slow to change and adapt to health-care innovations and new payment models. Given government's large role in the healthcare sector, this likely contributes to lower productivity in the sector. For example, the Office of the Actuary at the Centers for Medicare and Medicaid Services (CMS) found that

---

[2] Assistant Secretary for Planning and Evaluation. Individual market premium changes: 2013-2017. May 23, 2017. https://aspe.hhs.gov/system/files/pdf/256751/IndividualMarketPremiumChanges.pdf. Accessed August 21, 2018.

[3] Sawyer B, Cox C, Claxton G. An analysis of who is most at risk for high out-of-pocket health spending. Kaiser Family Foundation. Washington DC. October 4, 2017. https://www.healthsystemtracker.org/brief/who-is-most-at-risk-for-high-out-of-pocket-health-spending/. Accessed September 27, 2018

[4] Table 3. ASPE Research Brief. Health plan choice and premiums in the 2018 Federal Health Insurance Exchange. October 30, 2017. https://aspe.hhs.gov/system/files/pdf/258456/Landscape_Master2018_1.pdf. Accessed September 20, 2018.

[5] Kaiser Family Foundation. 2018 Employer Health Benefits Survey, Summary of Findings. https://www.kff.org/report-section/2018-employer-health-benefits-survey-summary-of-findings/

[6]Centers for Medicare & Medicaid Services. National Health Expenditure Data-2016. . https://www.cms.gov/Research-Statistics-Data-and-Systems/Statistics-Trends-and-Reports/NationalHealthExpendData/Downloads/highlights.pdf. Accessed August 21, 2018.

AMERICAN OVERSIGHT

multifactor productivity—the output from joined units of capital and labor—in hospitals had a 0.1 to 0.6 percent 10-year moving average productivity growth rate from 1990 to 2013, compared to 1 percent in private nonfarm businesses.[7] Slower-than-average productivity growth suggests that there is a misallocation of resources and widespread inefficiency in the healthcare system, particularly in public programs.[8] Since the government share of healthcare spending is so large, government rules impose inefficiencies on private firms dependent on public funding, even if they also serve privately funded patients. Simply put, government has played a large role in limiting the value Americans obtain for their healthcare spending. The United States is spending a large and increasing share of its national income on healthcare, and much of this spending does not lead to citizens living longer, healthier lives.

One of the most important mechanisms available to enhance the value Americans receive for their healthcare spending is increased competition. Market competition should encourage healthcare providers to charge lower prices and provide higher-quality services. Although the traditional view among economists is that government should step in to correct so-called market failures, this report finds many cases where government regulation and rules prevent healthcare markets from working efficiently. This report examines many sectors of the U.S. healthcare market to assess the degree to which competition for healthcare services exists and the role government regulation plays in affecting competition for healthcare services. In doing so, the report identifies numerous government policies that inhibit choice and competition in healthcare markets, dampen productivity gains among providers, lead to increased consolidation and market concentration, and prevent the introduction of more efficient or innovative ways of delivering and paying for care.

A highly-effective and well-functioning healthcare market is important for two reasons. First, the state of health and well-being Americans enjoy contributes in economic and non-economic ways to the quality of American life. Second, the significant resources Americans spend on healthcare crowd out resources that would otherwise be available for other individual and national priorities. The United States spends nearly one-fifth of its national income on healthcare,[9] and much of this spending provides little, if any, positive value. For example, the 2018 Economic Report to the President, prepared by the Council of Economic Advisers, reviewed several studies that showed a poor relationship between government coverage expansions and health improvements.

---

[7] Centers for Medicare & Medicaid Services. https://www.cms.gov/Research-Statistics-Data-and-Systems/Statistics-Trends-and-Reports/ReportsTrustFunds/Downloads/ProductivityMemo2016.pdf. Accessed August 21, 2018.

[8] *Best Care at Lower Cost: The Path to Continuously Learning Health Care in America.* Institute of Medicine. September 6, 2012. http://www.nationalacademies.org/hmd/Reports/2012/Best-Care-at-Lower-Cost-The-Path-to-Continuously-Learning-Health-Care-in-America.aspx. Accessed August 21, 2018.

[9] Haislmaier E, Senger A. The 2017 health insurance exchanges: major decrease in competition and choice. The Heritage Foundation. January 30, 2017. https://www.heritage.org/health-care-reform/report/the-2017-health-insurance-exchanges-major-decrease-competition-and-choice. Accessed April 11, 2018.

AMERICAN OVERSIGHT

When it comes to healthcare, Americans should expect more value for the dollars they spend. This report details many opportunities to increase the value provided throughout our healthcare system through the actions that create greater choice and competition.

AMERICAN OVERSIGHT

NV-DA-20-0615-A-005944

Section 1:
The Importance of Choice and Competition in Healthcare Markets

Economists generally accept that free-market competition produces the most efficient production and distribution of goods and services. When consumers have choices, the incentives and information needed to optimize value, firms have the incentive to improve quality and lower costs through innovation. Competitive market forces and the incentive to innovate typically raise quality and drive down prices, including quality-adjusted prices, for goods and services over time (features observed in many well-functioning sectors of the economy but which are generally absent in the highly regulated healthcare market).[10] However, when government policies and regulations suppress competition, producers may use their market power to raise prices, produce lower-quality goods and services, or become complacent in innovating. In other words, without competitive pressure, the incentive to lower prices, improve quality, and innovate diminishes. As the government share of healthcare spending has increased over time, the healthcare market has become increasingly vulnerable to rules and regulations that impede market forces.

The importance of market competition is apparent in the relevant data. Hospitals without local competitors typically charge higher prices, which could add thousands of dollars to a hospital bill.[11] Since healthcare expenses largely drive insurance premiums, these costs are mostly passed on to consumers or taxpayers. The lack of insurer competition also leads to higher prices: Researchers have estimated that adding a single insurer offering to health exchange plans in 2014 reduced premiums by 4.5 percent on average.[12] A recent paper in Health Affairs estimated that exchange plan premiums were 50 percent higher, on average, in rating areas with only one insurer compared to those with more than two insurers.[13] The lack of competition produces similar affects within the employer market for health insurance. A paper in the American Economic Review estimated that premiums in average markets were approximately 7 percentage points higher by 2007 due to increases in local

---

[10] Perry MJ. Chart of the day (century?): price changes 1997 to 2017. American Enterprise Institute. February 2, 2018. http://www.aei.org/publication/chart-of-the-day-century-price-changes-1997-to-2017/. Accessed August 21, 2018.

[11] Cooper Z, Craig S, Gaynor M, Van Reenen J. The price ain't right? Hospital prices and health spending on the privately insured. National Bureau of Economic Research 21815. May 2018. This study estimates that the average prices at hospitals without local competitors are 12.5 percent higher than prices at hospitals with four or more competitors. For example, a 12.5 percent cost increase on an average admission would amount to almost $1,800.

[12] Dafny L, Gruber J, Ody C, More insurers lower premiums: evidence from initial pricing in the health insurance marketplaces. *Am J Health Econ*. 2015; 1(1):53-81.

[13] Van Parys J. ACA marketplace premiums grew more rapidly in areas with monopoly insurers than in areas with more competition. *Health Aff*. 2018 Aug; 37(8):1243-1251. https://www.healthaffairs.org/doi/abs/10.1377/hlthaff.2018.0054. Accessed September 20, 2018.

AMERICAN OVERSIGHT

NV-DA-20-0615-A-005945

concentration of health insurers from 1998 through 2006.[14] One example is that, according to one study, the merger between Aetna and Prudential in 1999 led to a 7 percent increase in premiums for large employers.[15] Similarly, according to another study, the merger of Sierra and United Health in 2008 led to an almost 14 percent increase in small group premiums.[16]

Perhaps more importantly, there is evidence that the lack of competition in provider markets leads to reduced quality of care.[17] For example, a 2000 study of more than 500,000 Medicare beneficiaries found that those who experienced a heart attack had a statistically significant (1.5 percentage point) higher chance of dying within one year of treatment if they received care in a hospital with fewer potential competitors.[18] To drive that point home, Americans have 790,000 heart attacks each year.[19] Assuming that half the country lives in relatively noncompetitive hospital markets, we would expect from these findings that 5,925 premature deaths to be associated with a lack of competition. Of course, this calculation is just for heart attacks, just one of numerous diseases or conditions that kill Americans prematurely each year.

Other findings demonstrate the relationship between competitive healthcare markets and improved outcomes, increased quality, and lower prices. For example, the inflation-adjusted price of LASIK eye surgery declined by 25 percent between 1999 and 2011, even as quality markedly improved.[20] Notably, third-party payers (including the government) generally do not cover the procedure and so ophthalmologists have had to compete directly for consumer dollars.[21] Similarly, though the price of healthcare grew at double the rate of inflation between 1992 and 2012, the price of cosmetic surgery—for which consumers pay

---

[14] Dafny L, Duggan M, Ramanarayanan S. Paying a premium on your premium? Consolidation in the US health insurance industry. *Am Econ Rev*. 2012;102(2):1161-1185.
[15] *Id.*
[16] Guardado JR, Emmons DW, Kane CK. The price effects of a large merger of health insurers: a case study of UnitedHealth-Sierra. *Health Management, Policy and Innovation*. 2013;1(3):16-35.
[17] For surveys of the research literature linking market-based competition among healthcare providers to positive results for consumers, such as reduced prices and improved quality of care, see, e.g., Gaynor M, Town R. The impact of hospital consolidation—update. Robert Wood Johnson Foundation. The Synthesis Project. Policy Brief. No. 9. June 2012. http://www.rwjf.org/content/dam/farm/reports/issue_briefs/2012/rwjf73261. Accessed August 21, 2018; Gaynor M, Ho K, Town R. The industrial organization of health-care markets. 53 J *Econ Lit*. 2015;53(2):235. https://www.researchgate.net/publication/278676719_The_Industrial_Organization_of_Health-Care_Markets. Accessed August 21, 2018.
[18] Kessler DP, McClellan MB. Is hospital competition socially wasteful? *Q J Econ*. 2000;115(2): 577-615.
[19] Benjamin EJ, Blaha MJ, Chiuve SE, et al.; on behalf of the American Heart Association Statistics Committee and Stroke Statistics Subcommittee. Heart disease and stroke statistics—2017 update: a report from the American Heart Association [published online ahead of print January 25, 2017]. doi: 10.1161/CIR.0000000000000485. https://healthmetrics.heart.org/wp-content/uploads/2017/06/Heart-Disease-and-Stroke-Statistics-2017-ucm_491265.pdf. Accessed August 21, 2018.
[20] Herrick DM. The Market for Medical Care Should Work Like Cosmetic Surgery. National Center for Policy Analysis Policy report No. 349. Dallas, TX. May 2013. https://www.healthworkscollective.com/wp-content/uploads/2013/06/st349.pdf. Accessed September 28, 2018
[21] *Id.*

AMERICAN OVERSIGHT

almost exclusively out of pocket—grew at less than half the rate of inflation.[22] These examples also highlight that when consumers are spending their own dollars and shopping accordingly, providers have greater incentives to improve quality and cut costs.

Unfortunately, a lack of consumer choice permeates most health insurance markets as well. Most Americans receive insurance selected by their employer or receive coverage through government programs, characterized by exceptionally heavy regulation and bureaucratic controls. Because of the ACA, insurance companies were not allowed to offer certain low-cost plans and withdrew from some markets. Although some people who were previously uninsured are covered, many with subsidies, Americans without employer or publicly-supported coverage often face limited choices in the individual market.[23] Starting in 2014, new individual market plans had to satisfy ACA requirements. In 2017, people in one-third of U.S. counties could purchase health insurance only through the ACA exchanges from a single insurer.[24] As additional insurers have withdrawn from government-designed and regulated markets, people in more than half of U. S. counties (representing 29 percent of exchange enrollees) have options from only a single insurer in 2018.[25]

Governments and Market Failure in Healthcare

It is a common refrain that healthcare is "unique," and in some ways, it is. But "unique" is frequently used to imply that free-market principles that govern other major sectors of the economy cannot be applied to healthcare. The reasons given for the uniqueness of healthcare vary, but some of the most common are: the difficulties involved in shopping for services, the expertise gap between patients and healthcare professionals (asymmetric information), economies of scale intrinsic to the sector, and the predominant reliance on third-party payers. The merit of these commonly cited reasons for why healthcare is unique is considered below.

Notably, government policies promote some of these features, particularly third-party payment. While some of these features do limit the application of free-market principles, the common claim that the healthcare sector as a whole cannot function under free-market

---

[22] Benjamin EJ, Blaha MJ, Chiuve SE, et al., on behalf of the American Heart Association Statistics Committee and Stroke Statistics Subcommittee. Heart disease and stroke statistics—2017 update: a report from the American Heart Association [published online ahead of print January 25, 2017]. doi: 10.1161/CIR.0000000000000485. P. 5. https://healthmetrics.heart.org/wp-content/uploads/2017/06/Heart-Disease-and-Stroke-Statistics-2017-ucm_491265.pdf. Accessed August 21, 2018.

[23] Haislmaier E. The 2017 health Insurance exchanges: major decrease in competition and choice. The Heritage Foundation. https://www.heritage.org/health-care-reform/report/the-2017-health-insurance-exchanges-major-decrease-competition-and-choice. Accessed April 11, 2018.

[24] Mendelson D. Experts predict sharp decline in competition across the ACA exchanges. Avalere. August 19, 2016. http://avalere.com/expertise/life-sciences/insights/experts-predict-sharp-decline-in-competition-across-the-aca-exchanges. Accessed August 21, 2018.

[25] County by county analysis of plan year 2018 insurer participation in health insurance exchanges. https://www.cms.gov/CCIIO/Programs-and-Initiatives/Health-Insurance-Marketplaces/Downloads/2017-10-20-Issuer-County-Map.pdf. Accessed August 21, 2018.

AMERICAN OVERSIGHT

principles is not true. Notably, government policies promote many factors that prevent the free-market from operating. Specifically, government has encouraged excessive third-party payment, created counterproductive barriers to entry, incentivized opaque pricing practices, skewed innovation activity, and placed restrictions on the reimbursement policies of government programs. Overall, these practices have resulted in less choice, less competition, and sub-optimally functioning markets that deliver higher prices and lower quality.

Healthcare Emergencies

Some healthcare expenditures are for emergency services that are not conducive to consumer shopping. That said, the common claim that the healthcare sector as a whole cannot function under free-market principles is untrue. The vast majority of healthcare services are routine or elective services that can be organized by markets to enhance patient welfare. One study found that emergency department spending is roughly six percent of total United States health spending.[26] Another study classified 43 percent of healthcare spending as "shoppable," with another 11 percent of spending on prescription drugs, an item that is generally shoppable.[27] Distinguishing between shoppable and non-shoppable healthcare services is important, and encouraging normal market economic forces to govern the shoppable transactions constituting the majority of the sector is prudent. As this report explains, government policy and regulation often does precisely the opposite, actively discouraging the application of normal market forces to the shoppable category of healthcare services, and, in effect, treating the whole sector as if it were similar to emergency services.

Asymmetric Information

Another common argument contends that the gap in expertise between the sellers of healthcare services (i.e., healthcare providers) and buyers (i.e., patients) makes the idea of informed consumer choices implausible. While true to some extent, the same could be said about other markets that operate successfully under free-market principles, as anyone who has taken a car to an auto-mechanic or employed a financial adviser can attest. Indeed, the implication that healthcare providers will take advantage of patients by selling them services they do not understand or need suspects the worst of professions (such as medicine and nursing) that adopt strict ethical standards. Even if there were agreement that this risk is justified, there are other ways to solve this problem without abandoning free-market principles. For instance, in many markets where there is a gap in expertise between buyers and sellers, the less knowledgeable party will employ an unbiased consultant to help them

---

[26] Lee MH, Schuur JD, Zink BK. Owning the cost of emergency medicine: beyond 2%. *Ann Emerg Med*. 2013;62(5):498-505.

[27] Spending on shoppable services in healthcare. Healthcare Cost Institute. Issue Brief No. 11. March 2016. https://www.healthcostinstitute.org/images/easyblog_articles/110/Shoppable-Services-IB-3.2.16_0.pdf. Accessed August 21, 2018.

AMERICAN OVERSIGHT

make good decisions. In addition, third-party entities, like consumer watchdog groups, can produce reviews of actors within the healthcare system. The lack of transparent, reliable price and quality information currently inhibits such reviews.

Economies of Scale

Another reason given by some against market-based healthcare is that there are inherent economies of scale within healthcare that lead to natural monopolies and limit the extent to which markets can properly function. For example, there might be high fixed costs in building and equipping a healthcare facility. Once the facility is built, the marginal cost of extra services declines. This is why, the argument goes, it may make economic sense to have only a single hospital or nursing home in lightly-populated rural areas, and why certain healthcare mergers can increase economic efficiency by lowering production costs.[28] These natural economies of scale contribute to the creation of entities with significant pricing power. One can make a similar argument with regard to disease burdens, wherein smaller communities are only likely to have a need for so many specialists of a certain type given a population size and disease incidence rate. This leads to an economic incentive for specialists to form a practice together and take advantage of their pricing power. Furthermore, it is possible that a relatively small market cannot support the entrance of a competitor that would drive down prices since demand for the relevant type of specialist is roughly fixed among the population, meaning that the addition of another provider would merely drive prices to a point where neither entity were profitable and one ultimately would exit.

While these claims have some merit, most people live in areas with markets large enough to sustain multiple hospitals, nursing homes, or other providers. More importantly, economies of scale are inherent in many markets, yet the markets function well for consumers. Overall, there is little reason to think that these issues are so intrinsic to healthcare markets that they undermine a market-based approach. Indeed, with vigorous law enforcement to prevent unlawful consolidation and anti-competitive behavior, there is good reason to think that healthcare markets will function like most other competitive markets.

As this report will discuss, the government has actually adopted many policies that promote consolidation in the healthcare sector, favoring established incumbents at the expense of smaller providers and start-ups. Additionally, the ability to create regional monopolies in healthcare markets is largely dependent on geographic factors, which recent innovations such as telehealth could substantially disrupt. Rather than adopt policies that allow disruptive technology like telehealth to compete, the government has often intervened to

---

[28] While a theoretical possibility, the empirical evidence for such economies of scale is weak. A recent health economics paper looking at the impact of hospital mergers on costs summarized the extant literature, stating, "On balance, the evidence thus far fails to support strong claims of systematic cost savings from mergers; while these articles typically find cost savings for at least some subset of studied mergers, overall the evidence is mixed." Schmitt M. Do hospital mergers reduce costs? *J Health Econ*. 2017;52:75.

AMERICAN OVERSIGHT

create an uneven playing field that limits choice and competition to the benefit of established incumbents and at the expense of consumers. While there are economies of scale in healthcare markets, they are hardly unique and do not prevent the market as a whole from functioning well. What is unique is the extent to which the government has adopted policies that exacerbate these issues.

Third-Party Payment

Why do healthcare markets not function like other economic markets with price transparency, clear quality metrics, shopping, and declining real, quality-adjusted prices through time? The answer is primarily because government policies have combined to produce an excessive reliance on third-party payment mechanisms and numerous barriers to entry.

Third-party payment mechanisms insulate the ultimate consumer from the direct payment for healthcare goods and services. Instead of paying for healthcare services directly, consumers rely on an intermediary to do so on their behalf. Some degree of third-party payment in healthcare is understandable and necessary since there are low-probability, hard-to-predict, and costly health events that would otherwise subject an individual or family to a large financial loss. While insurance, along with saving and financing, is an efficient mechanism to reduce the impact of unlikely and high-cost events, insurance that covers routine, predictable, or shoppable services has significant drawbacks. First, an insurance system is often administratively complex to implement and accordingly can have high administrative costs. Second, consumers are incented to extract as much value out of an insurance policy as possible (since the premium is in effect a fixed fee), which in turn creates a coverage-induced demand for low-value products and services, and generates greater administrative costs as insurers validate claims. For these reasons, firms offer, and insurance consumers in most other markets select, policies that provide protection against improbable but high-cost events. Because routine, predictable, or shoppable services are not covered by a third party in other insurance markets, consumers have significant incentive to maximize the value they receive from these uncovered, routine services.

Auto insurance is a good example. Auto insurance typically covers a car crash and related healthcare expenses, but it does not cover gasoline or routine maintenance. Imagine if auto insurance did provide coverage for gasoline and routine maintenance. First, consumers would shop for their gas less carefully (since the insurance pool would bear the marginal cost of premium gasoline versus standard gasoline), and they would consume more maintenance. Second, in response to rising utilization and corresponding premium increases, auto insurance companies might establish preferred networks of gasoline and maintenance providers to better incentivize consumer behavior and control cost. In the long term, complex bureaucratic management schemes might emerge to tackle resource allocation with large national networks coming to dominate the market. While one could keep going with this thought experiment, the example highlights that as insurance covers

AMERICAN OVERSIGHT

NV-DA-20-0615-A-005950

more of an individual's routine expenses, consumers experience diminished incentives to obtain value.

Federal policy has a long history of subsidizing highly-comprehensive health insurance.[29] In the 1940s and 1950s, the exclusion of employer-provided health insurance premiums from income and payroll taxes created incentives for employers to offer comprehensive insurance coverage to compete for workers. Notably, this incentivized employers to compensate employees with health insurance rather than wage increases or other benefits that lacked a comparably generous tax exemption. The creation of Medicare and Medicaid in 1965 led to additional government subsidization of comprehensive coverage. Most recently, the ACA mandated that individuals have comprehensive coverage or pay a tax penalty. (This penalty has been reduced to $0 as of 2019 because of the Tax Cuts and Jobs Act of 2017.) Similarly, employers with 50 or more full-time workers who do not offer comprehensive coverage pay a tax penalty if at least one of their employees receives a premium tax credit for an exchange plan. The ACA also created additional federal subsidies for comprehensive coverage through Medicaid expansion and premium tax credits and cost-sharing reduction payments for exchange plans.

Because of open-ended tax subsidies for employer-provided health insurance, health insurance in the United States generally covers routine, predictable and shoppable services in addition to low-probability events. Federal laws, including the ACA, and state laws governing health insurance policies also require coverage for specific health benefits, often with low or no copayments. The Medicaid program, with nominal or zero copays and deductibles, exemplifies this problem. As a result, consumers typically do not have an incentive to shop for value, eliminating one mechanism that could help constrain provider prices. This set of policy choices has created a market for healthcare goods and services that is inherently inflationary.

As healthcare costs increase, insurers should feel market pressure to aggressively manage these costs on behalf of their customers. In competitive insurance markets, insurers feel the pressure of market forces to lower healthcare costs and premiums. However, some have claimed that insurers benefit from rising provider costs.[30] One recent article discussed that insurers may lack adequate incentives to bring down provider charges, partly because higher provider prices translate into higher insurer profits.[31] This may be particularly problematic in markets without vigorous competition among payers. Regardless of the motivation, one might ascribe to insurer actions, healthcare costs have consistently increased faster than wages and the overall economy.

---

[29] In World War II, employers offered health insurance as a way to get around wage controls. The IRS then decided that those health insurance benefits would not be taxed as income, and Congress codified the practice in 1954.
[30] Goldhill D. *Catastrophic Care: Why Everything We Think We Know about Health Care is Wrong*. New York: Vintage Books; 2013
[31] Allen M. Why your health insurer doesn't care about your big bills. NPR. May 25, 2018. https://www.npr.org/sections/health-shots/2018/05/25/613685732/why-your-health-insurer-doesnt-care-about-your-big-bills. Accessed September 20, 2018.

AMERICAN OVERSIGHT

Third-party payment also creates notable separation between producers and consumers, and leaves bureaucracies with the role of allocating resources. Bureaucracies are extremely susceptible to pressure from special interest groups, which lobby lawmakers to require coverage for the products they produce or services they provide. While a boon to special interests, mandated benefits cause a greater amount of healthcare services to be financed through third-party arrangements, raising premiums and taxes. The increased premiums, in turn, may incentivize some people to obtain more treatment and services so as to maximize the value received for the premium paid. This behavior drives up utilization and increases low-value spending. Moreover, excessive third-party payment results in providers serving the interest of payers—government bureaucracies and insurance companies—rather than consumers.

In conclusion, in most other markets, consumers pay the full price of what they purchase and are therefore likely to carefully consider the value of products relative to alternatives. Active shopping by consumers motivates competition on price and quality among producers. Third-party payment for routine, predictable and shoppable expenses reduces consumers' incentives to obtain maximum value and has contributed to opaque and byzantine prices and bureaucratic complexities. As a result, consumers have less ability and less incentive to carefully shop for healthcare, compare prices and quality, and select the most efficient providers. This, in turn, means that providers have a diminished incentive to innovate and increase their efficiency.

Barriers to Entry

Under normal market conditions, high prices and/or high profit margins attract new producers and sellers. This increased supply leads to lower prices and higher quality over time. Without the possibility of new entrants and real competition, however, existing producers can use market power to keep prices high and quality low.

While barriers to entry can be the result of normal market forces, such as economies of scale, they may also be the result of government restrictions. Government-erected barriers to entry can lead to a highly-concentrated and inefficient market. Moreover, firms protected from competitive forces can be expected to devote resources to maintaining these rents (e.g., by erecting or maintaining entry barriers) rather than to improving efficiency and innovating.[32] Some government-erected barriers, such as patents, are enacted to support a careful balance that promotes innovation and consumer options. However, many government-erected barriers harm consumers by blocking or restricting market entry.[33]

---

[32] Tullock G. The welfare costs of tariffs, monopolies, and theft. *West Econ J.* 1967;5(3):224–232; Murphy KM, Shleifer A, Vishny RW. Why is rent-seeking so costly to growth? *Am Econ Rev.* 1993;83(2):409–414.

[33] See, for instance, the *Statement of the Federal Trade Commission in the Matter of Phoebe Putney Health Services, Inc., et al.*, Dkt. No. 9348 (Sept. 4, 2014), discussing entry restrictions imposed by Georgia's Certificate of Need

AMERICAN OVERSIGHT

NV-DA-20-0615-A-005952

These harmful barriers, such as state laws requiring potential new entrants to gain governmental permission (and, occasionally, permission from established incumbents) to enter markets, or preventing healthcare professionals from practicing to their full ability, are of primary interest in this report.

Over the past few decades, there has been a substantial increase in mergers and acquisitions throughout the healthcare sector, particularly among healthcare providers. More recently, industry consolidation (fewer and larger firms in the market) and industry concentration (the extent to which a small number of firms control most of the transactions) has occurred, in part, due to the increased complexity and administrative burden resulting from the ACA[34] and other government requirements. As will be discussed in Section 2 of this report, significant evidence shows that reduced competition in healthcare markets contributes to higher prices and reduced quality.

Need for Better Health Policies

Perhaps the best evidence for why the healthcare system needs reform and that the ACA moved the system in the wrong direction was outlined in the President's 2018 Economic Report.[35] This report (at pages 283-285) details the literature showing that our previous focus on expanding health insurance coverage has had mixed and surprisingly small effects on health outcomes. Probably the best investigation– the oft-cited Oregon Medicaid study– found that low-income, uninsured individuals randomly selected to enroll in Medicaid did not experience statistically significant improvement in any of the physical measures of health observed—cholesterol, blood pressure, and blood sugar–although there were some benefits for mental health.[36]

A subsequent Oregon Medicaid expansion study estimated that Medicaid enrollees only valued each dollar of program spending at between 20 to 40 cents, and that 60 percent of expansion costs were transfers to providers who would have otherwise provided

---

(CON) law: "Moreover, this case also illustrates how state CON laws, despite their original and laudable goal of reducing healthcare facility costs, often act as a barrier to entry to the detriment of competition and healthcare consumers." Available online at https://www.ftc.gov/system/files/documents/public_statements/634181/150331phoebeputneycommstmt.pdf. Accessed August 21, 2018.

[34] Pope C. How the ACA fuels healthcare market consolidation. The Heritage Foundation. August 1, 2014. https://www.heritage.org/health-care-reform/report/how-the-affordable-care-act-fuels-health-care-market-consolidation. Accessed August 21, 2018.

[35] Council of Economic Advisers. 2018 Economic Report of the President. Washington DC. February 2018. https://www.whitehouse.gov/wp-content/uploads/2018/02/ERP_2018_Final-FINAL.pdf. Accessed September 28, 2018.

[36] Baiker K, Taubman SL, Allen HL, Bernstein M, Gruber JH, Newhouse JP, et al. The Oregon experiment —effects of Medicaid on clinical outcomes. *N Engl J Med*. 2013 May 2; 368:1713-1722. https://www.nejm.org/doi/full/10.1056/NEJMsa1212321. Accessed September 20, 2018.

AMERICAN OVERSIGHT

uncompensated care to these patients.[37] A separate study of how many enrollees dropped out when charged higher premiums for Medicaid-like coverage in Massachusetts found that most enrollees valued coverage at less than half the cost. The availability of uncompensated care was the central reason that enrollees place low value on the coverage – substantially less than the cost of providing that coverage.[38]

Notably, despite the ACA expanding coverage options to the uninsured, largely through Medicaid, American life expectancy dropped three-tenths of a year from 2014 to 2017—in part due to rising opioid abuse—something that has not happened since the 1960s.[39] The Economic Report of the President outlined several explanations for why insurance, particularly expansions of public programs like the ACA's Medicaid expansion, have limited health benefits and in many locations contribute to access problems. Some Medicaid recipients have difficulty finding providers to provide care.[40] Moreover, as Atul Gawande, former adviser to President Bill Clinton, has discussed, some medical care can actually decrease health because there are separate health risks associated with the receipt of medical care, including over-testing and resulting issues like stress, radiation exposure and over-treatment (e.g. medically unnecessary surgeries), that need to be counted.[41]

This report discusses government-induced barriers to competition and choice and makes recommendations that would reduce or eliminate these barriers. These reforms are critical to unleashing competitive forces to improve consumer choices and spur provider and payer innovation to deliver high-value products and services to consumers. Without enacting a bold set of reforms that increase choice and competition in healthcare, government-created inefficiencies will continue to dominate the U.S. healthcare system, particularly publicly-financed care, frustrating Americans as the rising cost of healthcare squeezes family and government budgets. Reform will involve taking on entrenched special interests that maintain their advantage over consumers by lobbying government to restrain competitive forces.

In particular, this report aims to address these issues as crystalized in the following problem statement: Many government laws, regulations, guidance, requirements and policies, at both the federal and state level, have reduced incentives for price- and non-price competition, increased barriers to entry, promoted and allowed excessive consolidation,

---

[37] Finkelstein A, Hendren N, Luttmer EFP. The value of Medicaid: Interpreting results from the Oregon health insurance experiment. NBER Working Paper No. 21308. Cambridge, MA. June 2015. http://www.nber.org/papers/w21308. Accessed September 27, 2018.

[38] Finkelstein A, Mahoney N, Notowidigdo MJ. What does (formal) health insurance do, and for whom? *Annu Rev Econom*. 2018;10:261-286

[39] Murphy S, Xu J, Kochanek K, Arias E. Mortality in the United States, 2017. National Center for Health Statistics. November, 2018. https://www.cdc.gov/nchs/products/databriefs/db328.htm. Accessed November 30, 2018.

[40] Dayaratna K. Studies Show: Medicaid Patients Have Worse Access and Outcomes than the Privately Insured. The Heritage Foundation. November 7, 2012. https://www.heritage.org/health-care-reform/report/studies-show-medicaid-patients-have-worse-access-and-outcomes-the. Accessed September 20, 2018.

[41] Gawande A. Overkill. *The New Yorker*. May 11, 2015. https://www.newyorker.com/magazine/2015/05/11/overkill-atul-gawande. Accessed September 20, 2018.

AMERICAN OVERSIGHT

and resulted in healthcare markets that lack the benefits of vigorous competition. Increasing competition and innovation in the healthcare sector will reduce costs and increase quality of care—improving the lives of Americans.

The remaining three sections of this report are devoted to analyzing these important issues with a focus on changing government regulations to improve health-market outcomes through enhancing choice and competition. Section 2 provides detailed analysis of trends in consolidation and concentration in certain healthcare markets. Section 3 provides analysis of several specific areas of federal and state policies associated with increased consolidation or reduced competition. Section 4 presents recent and emerging policy alternatives that can address these issues by facilitating more efficient allocation of healthcare dollars. The final section offers specific policy recommendations based on these analyses.

AMERICAN OVERSIGHT

NV-DA-20-0615-A-005955

Section 2:
Trends in Healthcare Market Consolidation

Assessing the Competitiveness of Healthcare Markets

Healthcare markets, like all other markets, benefit from vigorous competition. Recent trends, however, point to a level of consolidation that is changing the competitive landscape for the worse. Although the relationship between market concentration and competitive conditions is not always clear (particularly when markets are not, or cannot be, defined carefully), rising levels of concentration may provide a basis for concern that some markets are becoming less competitive. This section reviews recent evidence about hospital and physician consolidation, the impact of such consolidation on the competitiveness of local markets, and the degree to which government regulations have contributed to consolidation.

While it may be appealing to analyze trends in common measures of market concentration to investigate how the competitiveness of markets has changed over time, economists and antitrust experts recognize that such analysis can be misleading.[42] For one thing, trends in concentration can be caused by underlying market forces that may or may not be related to the competitiveness of markets.[43] In addition, computing these trends in overly broad areas that include providers that do not compete for the same patients can skew results.[44] This is why national trends in concentration for services that are usually procured on a local level (such as healthcare) may not be particularly meaningful. Only determining the set of competing suppliers in a particular local area enables calculation of concentration measures that reflect plausible levels of competition in economically relevant markets.

Of course, consolidation leading to concentration beyond a certain point harms consumers by reducing competition. That is why U.S. antitrust agencies have continued to pursue an active healthcare merger enforcement agenda. However, if a major hospital provides a

---

[42] See Salinger M. The concentration-margins relationship reconsidered. Brookings Papers on Economic Activity. Microeconomics 1990; Ohlhausen MK. Does the United States economy lack competition? *Criterion J Innov*. 2016 Aug 20;1:47-63.

[43] For instance, suppose the population in a well-defined hospital market that had been served by two similarly sized independent hospitals was growing, and one of the hospitals expanded to better serve the area. This market would become more concentrated because the expanded hospital would have more than half the market, but this increased concentration would not necessarily represent lost competition. An insurer interested in adding a hospital to its network could still benefit from the competition between these two hospitals. The expansion of the hospital generally would not constitute an antitrust problem. Alternatively, suppose the population in this market was shrinking, causing one of the two hospitals to close. This would produce a more concentrated and less competitive market, but the closing of an under-utilized hospital would not necessarily raise antitrust concerns.

[44] For a fuller discussion, see Gaynor M, Vogt W, Antitrust and competition in healthcare markets. In Culyer A, Newhouse J, eds. Handbook of Health Economics. Amsterdam: Elsevier; 2000.

AMERICAN OVERSIGHT

NV-DA-20-0615-A-005956

superior level of service and takes over less-skilled providers, the quality of care delivered to patients could rise. As discussed below, some specific instances of recent consolidation have produced less competitive markets.

Trends in Merger Activity

According to a recent analysis of metropolitan areas that are considered single markets, roughly 77 percent of Americans in these urban markets live in highly concentrated hospital markets.[45] Over the past several decades, many hospitals have consolidated into multi-hospital systems.[46] According to data compiled by Irving Levin Associates, depicted by the American Hospital Association in Figure 1, the number of announced hospital transactions (including mergers and acquisitions) per year fell from 139 in 1998 to 38 in 2003, before starting to increase in 2010 and reaching 102 in 2015.[47] In 2010 alone, the number of mergers jumped 40 percent to 59, with more than 60 deals in each subsequent year. The number of hospitals involved in those deals has shown more variation from year to year, although data from recent years show a rise in mergers and acquisition.

---

[45] Mathews AW. Behind your rising health-care bills: secret hospital deals that squelch competition. *Wall Street Journal*. September 18, 2018. https://www.wsj.com/articles/behind-your-rising-health-care-bills-secret-hospital-deals-that-squelch-competition-1537281963. Accessed September 20, 2018.

[46] Haas-Wilson D. *Managed Care and Monopoly Power: The Antitrust Challenge*. Cambridge: Harvard University Press; 2003; Dranove D, Lindrooth R. Hospital consolidation and costs: another look at the evidence. *J Health Econ*. 2003 Nov;22(6)983-997; Cuellar AW, Gertler PJ. Trends in hospital consolidation: the formation of local systems, *Health Aff*. 2003 Nov/Dec;22(6):77-87; Vogt WB, Town R. How has hospital consolidation affected the price and quality of hospital care? *Synth Proj Res Synth Rep*. 2006 Feb;(9):pii. https://www.ncbi.nlm.nih.gov/pubmed/22051574. Accessed August 21, 2018.

[47] Chart 2.9: announced hospital mergers and acquisitions, 1998-2015. American Hospital Association. Trendwatch Chartbook 2016 Organizational Trends. 2016. https://www.aha.org/system/files/research/reports/tw/chartbook/2016/chart2-9.pdf. Accessed August 21, 2018.

AMERICAN OVERSIGHT

Figure 1: Announced Hospital Mergers and Acquisitions, 1998-2015

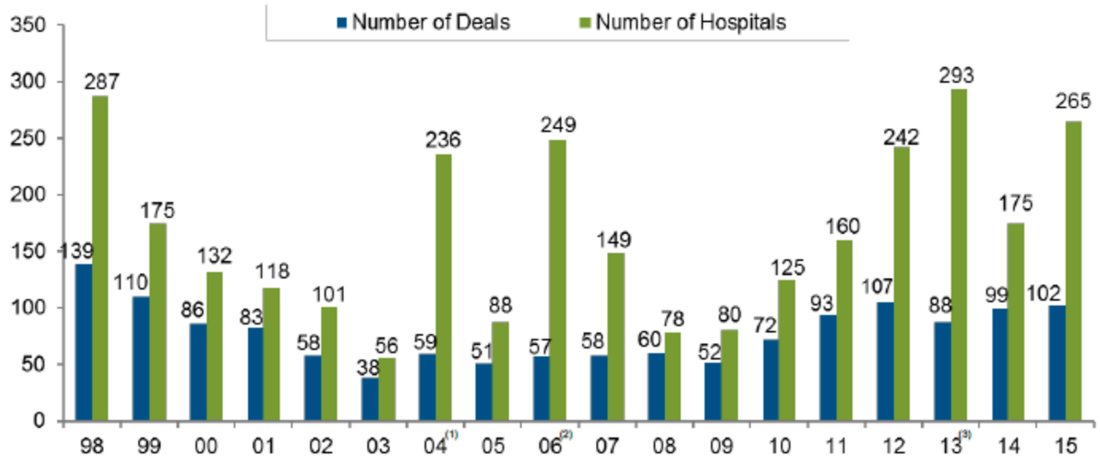

Source: Irving Levin Associates, Inc. (2016). *The Health Care Services Acquisition Report*, Twenty-Second Edition.
(1) In 2004, the privatization of Select Medical Corp., an operator of long-term and acute-care hospitals, and divestiture of hospitals by Tenet Healthcare Corporation helped to increase the number of hospitals affected.
(2) In 2006, the privatization of Hospital Corporation of America, Inc. affected 176 acute-care hospitals. The acquisition was the largest health care transaction ever announced.
(3) In 2013, consolidation of several investor-owned systems resulted in a large number of hospitals involved in acquisition activity.
Chart 2.10 in 2009 and earlier years' Chartbooks.

An acquisition that combines healthcare providers that were competing in some aspect of their business may substantially lessen competition and thereby violate Section 7 of the Clayton Act.[48] Because preservation of healthcare competition is vital to preserving consumer choice, price containment, and quality, federal antitrust authorities, specifically the Federal Trade Commission (FTC) and the Department of Justice, have for many years maintained vigorous enforcement programs to scrutinize healthcare mergers for their potential effects on competition. Antitrust enforcers seek to identify and challenge mergers likely to have anti-competitive effects.

Empirical evidence on the impact of mergers on competition in healthcare markets—based on studies by FTC staff and independent scholars—shows that healthcare consumers benefit from competitive markets and the associated lower prices and higher quality services.[49] Economic studies also consistently demonstrate that reducing hospital

[48] 15 U.S.C. § 18. Section 7 of the Clayton Act prohibits mergers if "in any line of commerce or in any activity affecting commerce in any section of the country, the effect of such acquisition may be substantially to lessen competition, or to tend to create a monopoly."

[49] See, e.g., Gaynor M, Town R. The impact of hospital consolidation—update. Robert Wood Johnson Foundation, The Synthesis Project. Policy Brief No. 9. June 2012. http://www.rwjf.org/content/dam/farm/reports/issue_briefs/2012/rwjf73261. Accessed August 21, 2018 (synthesizing research on the impact of hospital mergers on prices, cost, and quality and finding that hospital consolidation generally results in higher prices, hospital competition improves quality of care, and physician-hospital consolidation has not led to either improved quality or reduced costs); Gaynor M, Town RJ. Competition in healthcare markets. In *Handbook of Health Economics*. Vol 2, 1st ed. Waltham, MA: North Holland; 2012:499, 637 (2012). Gaynor M, Ho K, Town R. The industrial organization of health-care markets. 53 J *Econ Lit*. 2015;53(2):235, 294, (2015). https://www.researchgate.net/publication/278676719_The_Industrial_Organization_of_Health-Care_Markets.

AMERICAN OVERSIGHT

competition leads to higher prices for hospital care.[50] These effects are not limited to for-profit hospitals: mergers between not-for-profit hospitals can also result in substantial anti-competitive price increases.[51] Economic evidence also shows that hospital competition tends to be highly localized.[52]

The Impact of Lost Competition

FTC merger retrospective studies, supplemented by a large and growing body of literature, strongly suggest that healthcare providers with significant market power can (and often do) negotiate higher-than-competitive payment rates.[53] The price differences ultimately paid by consumers in concentrated markets can be significant.[54] For example, price increases as high as 40 percent have resulted when competition was lost after one hospital system acquired a competing hospital.[55]

Federal antitrust agencies prevailed in some early challenges to anti-competitive hospital mergers[56] and obtained a number of consent decrees that allowed problematic hospital

---

Accessed August 21, 2018 (critical review of empirical and theoretical literature regarding markets in healthcare services and insurance).

[50] Gaynor M, Town R. The impact of hospital consolidation—update. Robert Wood Johnson Foundation, The Synthesis Project. Policy Brief No. 9. June 2012, at 1. http://www.rwjf.org/content/dam/farm/reports/issue_briefs/2012/rwjf73261. Accessed August 21, 2018, Studies cited include Haas-Wilson D, Garmon C. *Hospital mergers and competitive effects: two retrospective analyses*. *Int J Econ Bus*. 2011:17, 30 (post-merger review of Agency methods applied to two hospital mergers; data "strongly suggests" that large price increases in challenged merger be attributed to increased market power and bargaining leverage); Dafny L. Estimation and identification of merger effects: an application to hospital mergers. *J Law Econ*. 2009;52(3):523, 544 ("[H]ospitals increase price by roughly 40 percent following the merger of nearby rivals"); Capps C, Dranove D, Hospital consolidation and negotiated PPO Prices. *Health Aff*. 2004 Mar-Apr;23:175, 179 ("Overall, our results do not support the argument that efficiencies from consolidations among competing hospitals lead to lower prices. Instead, they are broadly consistent with the opposing view that consolidations among competing hospitals lead to higher prices."); see also, e.g., Farrell J, Pautler P, Vita M. Economics at the FTC: retrospective merger analysis with a focus on hospitals. *Ref Indus Org* 2009;35(4):369 (Mergers between not-for-profit hospitals can result in substantial anti-competitive price increases).

[51] Farrell J, Pautler P, Vita M. Economics at the FTC: retrospective merger analysis with a focus on hospitals. *Ref Indus Org* 2009;35(4):382 (corroborating Michael G. Vita MG, Sacher S. The competitive effects of not-for-profit hospital mergers: a case study. *J Indus Econ*. 2001;49:63).

[52] *Id.*

[53] See, e.g., Ginsburg PB. Wide variation in hospital and physician payment rates evidence of provider market Power. Center for Studying Health System Change, Research Brief No. 16. November 2010. http://www.hschange.org/CONTENT/1162/. Accessed August 21, 2018.

[54] Gaynor M. Competition policy in healthcare markets: navigating the enforcement and policy maze. *Health Aff*. 2014 Jun;33:1088.

[55] Tenn S. The price effects of hospital mergers: a case study of the Sutter-Summit Transaction. *Int J Econ Bus*. 2011;18:65-82.

[56] See, e.g., *In the Matter of Hospital Corp. of Am.*, 106 FTC 361 (1985), aff'd, 807 F.2d 1381 (7th Cir. 1986); *American Med. Int'l, Inc.*, 104 FTC 1 (1984), as modified by 104 FTC 617 (1984) and 107 FTC 310 (1986).

AMERICAN OVERSIGHT

NV-DA-20-0615-A-005959

mergers to proceed only if certain hospitals were divested.[57] However, in the 1990s, several courts rejected the agencies' attempts to block hospital mergers (on the grounds that the government had not established geographic or products markets) that they claimed would harm competition.[58] This string of losses led the FTC to launch a Hospital Merger Retrospective Project to determine whether consummated hospital mergers led to higher prices. The FTC selected four consummated hospital mergers for intensive study and published retrospective studies in early 2011.[59] The study of one consummated merger in particular—the Evanston/Highland Park (Illinois) merger—led to an FTC administrative challenge determining that the acquisition had violated the antitrust laws.[60]

The Hospital Merger Retrospective Project led to important insights about the nature of hospital competition and the competitive effects of hospital mergers that have continued to guide FTC case selection and enforcement decisions today.[61] For instance, in 2011, the FTC challenged ProMedica Health System's acquisition of its rival, St. Luke's Hospital.[62] The proposed merger would have given ProMedica, already the largest hospital system in the Toledo, Ohio, area, over half the market for general acute care hospital services and over 80 percent of the market for inpatient obstetrics services. Hospital documents indicated that St. Luke's management saw the acquisition leading to higher prices by increasing its "negotiating clout" over insurers. The FTC's order required ProMedica to

---

[57] *Columbia/HCA Health* Care Corp./*Healthtrust, Inc.—The Hosp. Co.*, 120 FTC 743 (1995) (consent order); *Healthtrust, Inc.—The Hosp. Co./Holy Cross Health Servs. of Utah*, 118 FTC. 959 (1994) (consent order); *Columbia Health* Corp./HCA-Hosp. Corp. of Am., 118 FTC 8 (1994) (consent order).

[58] *FTC v. Tenet Health Care Corp.*, 186 F.3d 1045 (8th Cir. 1999); *FTC v. Freeman Hosp.*, 911 F. Supp. 1213 (W.D. Mo. June 9, 1995), aff'd, 69 F.3d 260 (8th Cir. 1995); *California v. Sutter Health Sys.*, 84 F. Supp.2d 1057 (N.D. Cal. 2000), aff'd, 217 F.3d 846 (9th Cir. 2000), amended by 130 F. Supp. 2d 1109 (N.D. Cal. 2001); *United States v. Long Island Jewish Med. Ctr.*, 983 F. Supp. 121, (E.D.N.Y. 1997); *FTC v. Butterworth Health Corp.*, 946 F. Supp. 1285 (W.D. Mich. 2006), aff'd *per curiam*, 121 F.3d 708 (6th Cir. 1997); *United States v. Mercy Health Servs. & Finley Tri-States Health Group, Inc.*, 902 F. Supp. 968 (N.D. Iowa 1995), vacated as moot, 107 F.3d 632 (8th Cir. 1997).

[59] See Romano PS, Balan DJ. A retrospective analysis of the clinical quality effects of the acquisition of Highland Park Hospital by Evanston Northwestern Health . *Int J Econ Bus*. 2011;18:45; Haas-Wilson D, Garmon C. Two hospital mergers on Chicago's North Shore: a retrospective study. *Int J Econ Bus*. 2011;18:17; Thompson A. Effect of hospital mergers on inpatient prices: a case study of the New Hanover-Cape Fear transaction. *Int J Econ Bus*. 2011;18:91; Tenn S. The price effects of hospital mergers: a case study of the Sutter-Summit transaction. *Int J Econ Bus*. 2011;18 :65. For an overview, see Ashenfelter O, Hosken D, Vita M, Weinberg M. Retrospective analysis of hospital mergers. *Int J Econ Bus*. 2011;18:5-16; Farrell J, Pautler PA, Vita MG. Economics at the FTC: retrospective merger analysis with a focus on hospitals. *Rev Indus Org*. 2009;35:375-383.

[60] *In the Matter of Evanston Northwestern Health Corp.*, FTC Dkt. No. 9315 (Opinion of the Commission, Aug. 6, 2007).

[61] The agencies analyze hospital mergers using the same analytical framework they use for other mergers, following the 2010 Horizontal Merger Guidelines, which specify that "mergers should not be permitted to create, enhance, or entrench market power or to facilitate its exercise." U.S. Department of Justice and Federal Trade Commission. Horizontal Merger Guidelines. § 1. August 19, 2010. http://www.ftc.gov/os/2010/08/100819hmg.pdf. Accessed August 21, 2018.

[62] P*roMedica Health System, Inc. v. FTC*, No. 12-3583 (6th Cir. Apr. 22, 2014).

AMERICAN OVERSIGHT

NV-DA-20-0615-A-005960

undo its merger and re-establish St. Luke's as an independent competitor. The FTC has since successfully challenged other hospital mergers as well.[63]

The FTC has also challenged mergers between competing physician practices. For example, the FTC and the State of Idaho successfully challenged the acquisition by St. Luke's Health System of Saltzer Medical Group in Nampa, Idaho.[64] St. Luke's, the state's dominant health system, had numerous employed primary care physicians from prior acquisitions, including eight primary care physicians in Nampa, before acquiring from Saltzer 16 additional primary care physicians also practicing in Nampa. Although their prior acquisitions gave St. Luke's greater bargaining power, payers had been able to resist at least some of St. Luke's demands because of the presence of an alternative provider, Saltzer. The FTC alleged, and the court agreed, that the St. Luke's acquisition of Saltzer eliminated that remaining competitive option and would have led to higher prices for physician services.[65]

In sum, consolidation in well-defined antitrust markets can harm competition and consumers. Retrospective studies of healthcare mergers provide credible examples of harmful consolidation. These studies lend support for vigorous antitrust enforcement to prevent the accumulation of market power in healthcare markets. They can also help to guide case selection by the antitrust agencies and illustrate the mechanism by which excessive consolidation can stifle competition and harm healthcare consumers. However, as will be discussed in Section 3, certain state policies, such as certificate-of-need laws and certificates of public advantage, may suppress entry or prevent antitrust scrutiny of mergers that lead to increased concentration in local healthcare markets.[66]

Consolidation in Specific Healthcare Markets

While the evidence above demonstrates that some specific transactions have had anti-competitive consequences, it does not speak to general trends in the ownership structure of healthcare service providers. This section discusses research tracking various measures of concentration that differ from those used in antitrust analysis, generally calculating concentration in geographic areas that are broader than geographic markets consistent with antitrust standards, as well as explaining possible limitations with measures.[67]

---

[63] *FTC v. Advocate Health Care Network*, 841 F.3d 460 (7th Cir. 2016); *FTC v. Penn State Hershey Med. Center*, 838 F.3d 327 (3rd Cir. 2016).

[64] *FTC and State of Ohio v. St. Luke's Health Sys., Ltd.*, Case No. 1:13-CV-00116-BLW (D. Idaho Jan. 24, 2014).

[65] *St. Alphonsus Med. Center-Nampa Inc. v. St. Luke's Health Sys., Ltd.*, 778 F.3d 775 (9th Cir. 2015). See also *FTC et al. v. Sanford Health,* No. 1-17-cv-133 (memorandum decision Dec. 15, 2017).

[66] *Statement of the Commission, Phoebe Putney Health System, Inc.*, Dkt. No. 9348 (Mar. 31, 2015), https://www.ftc.gov/system/files/documents/public_statements/634181/150331phoebeputneycommstmt.pdf. Accessed August 22, 2018.

[67] As noted earlier, commonly used measures of concentration in the literature may be misleading and not as meaningful regarding the level of competition, compared to measures that take into account specific market attributes such as the set of competing suppliers in a particular local area or underlying market forces that may or may not be related to the competitiveness of a market.

AMERICAN OVERSIGHT

NV-DA-20-0615-A-005961

Consequently, while these studies provide information about trends in changes of ownership of various types of healthcare providers, they do not reliably distinguish between concentration that may lessen competition and concentration that may be competitively benign.

Measures of Concentration

Industrial organization economists and antitrust practitioners have developed several market concentration indices. Two of the more common are the "four firm concentration ratio" (CR_4) and the Herfindahl-Hirschman Index (HHI). The CR_4 is the sum of the market shares of the four largest firms (as measured by market share), and the HHI is the sum of the squared share of each firm in the market, multiplied by 10,000. For example, a market with five firms each having a share of 20 percent would have a CR_4 of 80 percent and an HHI of 2,000. A merger between any two of those five firms will yield a CR_4 of 100 percent and an HHI of 2,800. The 2010 Department of Justice-Federal Trade Commission Horizontal Merger Guidelines[68] explain the HHI as a measure of market concentration for use in merger analysis. These guidelines generally classify markets with an HHI below 1,500 as unconcentrated and markets with an HHI exceeding 2,500 as highly concentrated. However, these thresholds apply only to well-defined antitrust markets, i.e., markets carefully defined to reflect the scope of both geographic and product/service competition that is relevant in antitrust analysis. HHIs calculated for broader geographic units, such as counties or metropolitan statistical areas (MSAs), may sometimes be informative, but considerable care is required in interpreting the results. HHIs calculated for larger geographic regions can both overstate and understate changes in the level of concentration in a relevant geographic market as it would be defined for purposes of antitrust analysis.[69]

---

[68] U.S. Department of Justice and Federal Trade Commission. *Horizontal Merger Guidelines*. Section 1. August 19, 2010. http://www.ftc.gov/os/2010/08/100819hmg.pdf. Accessed August 21, 2018.

[69] For example, consider 10 properly defined identical geographic markets, each served by a distinct monopolist hospital. Within the actual geographic markets, the HHIs would be 10,000. If all 10 of those hospitals were to merge into a hospital system, the post-merger HHI in each properly defined market would still be 10,000, so there would be no change. However, if the market was defined too broadly to include all of these true geographic markets, the pre-merger HHI would reflect 10 hospitals each having a 10 percent market share, or $10\times10^2=1{,}000$, and the post-merger HHI would be 10,000. Defining the market too broadly suggests that this merger increased concentration significantly even though it did not change the competitive landscape in any properly defined geographic market. Alternatively, suppose each of these identical geographic markets was served by two identical hospitals each, all of which are initially independent. The HHI in each geographic market would be $50^2+50^2=5{,}000$. Suppose a hospital system forms by combining the two hospitals in one of these geographic markets. The HHI in that geographic market would now be 10,000. Now, suppose that the market was again defined overly broadly to include all 20 hospitals in 10 geographic markets. The pre-merger HHI would reflect 20 hospitals, each with a 5 percent share, or $20\times 5^2=500$, and the post-merger HHI would be $18\times5^2+10^2=550$. The very significant increase in concentration in the one geographic market impacted by the merger is muted by absence of change in the nine other geographic markets.

AMERICAN OVERSIGHT

NV-DA-20-0615-A-005962

Inpatient Hospital Industry

Much of the research into concentration in the healthcare sector has been focused on hospitals, largely due to data availability and the outsized role of hospitals in the healthcare system. Recent analysis suggests a noticeable shift during 2010-2016 in site of practice for primary care physicians into hospital systems, as well an increase in the number of hospital consolidations since 2009.[70] One recent study by Gaynor et al.[71] measured concentration in the hospital industry by calculating the HHI for each MSA in the United States. The study calculated concentration measures at the MSA level using each hospital system's share of admissions.[72] It found that the mean HHI across MSAs in the inpatient hospital industry increased from 2,370 in 1987 to 3,261 in 2006—an increase of more than 900 points.[73] It also found that most of this increase had occurred by the year 2000. The report found that the mean hospital HHI increased by an average of about 100 points per year over the period 1990-2000 but was largely flat over the period 2000-2006. It also found that the percentage of MSAs with an HHI that exceeded 2,500 increased from 65 percent in 1990 to 77 percent in 2006.

---

[70] Mathews, Anna Wilde. Behind Your Rising Health-Care Bills: Secret Hospital Deals That Squelch Competition. September 18, 2018. https://www.wsj.com/articles/behind-your-rising-health-care-bills-secret-hospital-deals-that-squelch-competition-1537281963

[71] See Gaynor M, Ho K, Town RJ. The industrial organization of healthcare markets. *J Econ Lit* 2015;53(2):235-284.

[72] In this and similar analyses, all hospitals in the same system are treated as part of the same "firm" for purposes of evaluating market concentration indices.

[73] Gaynor, et al. used a population weighted average mean in computing their mean HHI. They also dropped any MSA for which the population exceeded 3 million. They did so because in it is likely that there were multiple relevant hospital markets in these MSAs. Hence, the MSA-level HHI is more likely to be uninformative in these MSAs. See Gaynor M, Ho K, Town RJ. The industrial organization of health-care markets. *J Econ Lit* 2015;53(2):235-284.

AMERICAN OVERSIGHT

NV-DA-20-0615-A-005963

Figure 2: The Pace of Hospital Mergers Has Ticked Up Since 2010[74]

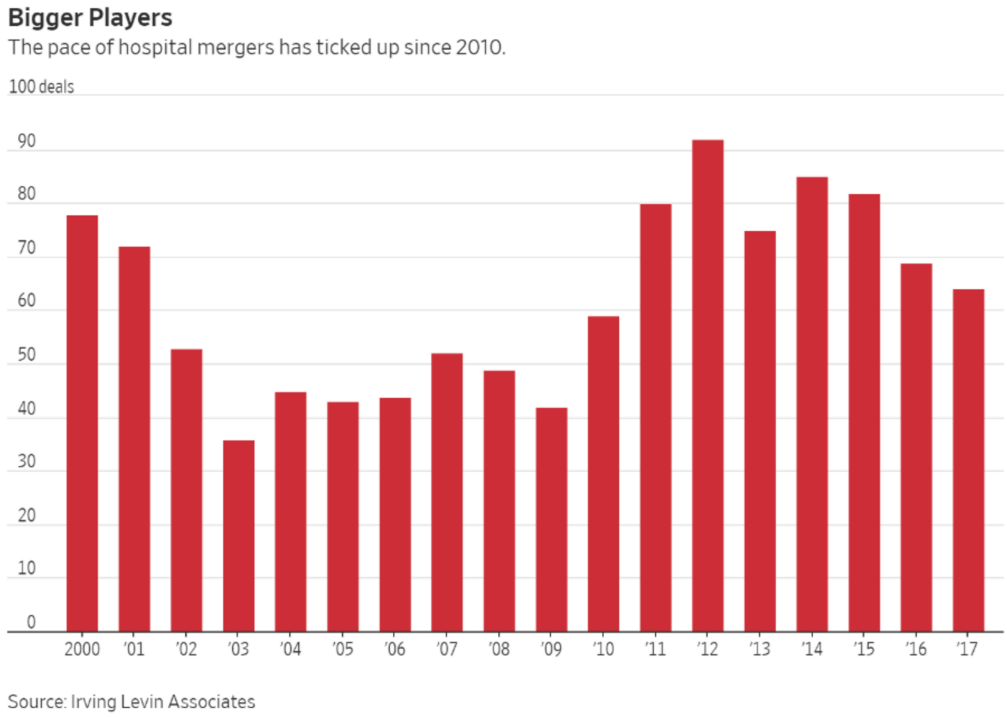

More recent work by Fulton measured hospital concentration over the period 2010-2016.[75] Like Gaynor et al., Fulton calculated the HHI for inpatient hospitals within each MSA in the United States. He found that the mean HHI across MSAs increased from about 5,500 to about 5,786, an increase of 5.2 percent. This finding implies an average increase in the mean HHI of about 48 points per year. Fulton also reported that the percentage of MSAs with an HHI that exceeded 2,500 increased from about 87 percent in 2010 to 90 percent in 2016. The mean HHI of 5,500 in 2010 found by Fulton is substantially higher than the mean HHI of 3,261 in 2006 found earlier by Gaynor.[76]

---

[74] Mathews, Anna Wilde. Behind Your Rising Health-Care Bills: Secret Hospital Deals That Squelch Competition. September 18, 2018. https://www.wsj.com/articles/behind-your-rising-health-care-bills-secret-hospital-deals-that-squelch-competition-1537281963

[75] See Fulton, BD. Health care market concentration trends in the United States: evidence and policy responses. *Health Aff.* 2017;36(9):1530-1538.

[76] Methodological differences between the two studies largely explain this difference in the mean HHI. Specifically, Fulton applied an unweighted mean HHI across MSAs, whereas, as noted above, Gaynor, et al. applied a population-weighted mean. Since lower-population MSAs are generally more concentrated than higher-population MSAs, weighting the mean HHI by MSA population will likely result in a significantly lower mean HHI. This methodological difference likely explains most the jump in the mean HHI in 2006 found by Gaynor, et al. and the mean HHI in 2010 found by Fulton. Gaynor M, Ho K, Town RJ. The industrial organization of health-care markets. *J Econ Lit* 2015;53(2):235-284 and Fulton, BD. Health care market concentration trends in the United States: evidence and policy responses. *Health Aff.* 2017;36(9):1530-1538.

AMERICAN OVERSIGHT

Physician Services

More recently, researchers have been able to obtain data to study consolidation involving physician practices. Fulton calculated HHIs at the MSA level for primary care physicians and specialist physicians.[77] He found a high degree of concentration at the MSA level for specialist physician services, but the increase over the period 2010-2016 was modest. The mean HHI across MSAs ranged from about 3,000 to about 3,400 over the period. The mean HHI increased by about 5 percent over the period 2010-2016. This implies an average increase in the mean HHI of about 26 points per year. The percentage of MSAs with an HHI that exceeded 2,500 for specialist physicians increased from about 60 percent in 2010 to about 62 percent in 2016. Fulton also found that the levels of concentration for primary care physician services were much lower, but the increase over the period 2010-2016 was more substantial. The mean HHI for primary care services across MSAs ranged from about 1,700 to about 2,300 over the period 2010-2016, but increased by about 29 percent over this period. This implies an average increase in the mean HHI of about 87 points per year. The percentage of MSAs with an HHI greater than 2,500 for primary care physicians increased from about 21 percent in 2010 to about 35 percent in 2016.

Other research, while not examining trends in physician consolidation, also found higher concentration levels for specialist physicians than for primary care physicians. Kleiner examined shares by physician practice within specialty-specific geographic areas using

[77] Among specialist physicians, Fulton included cardiologists, hematologists/oncologists, radiologists, and orthopedists. To calculate the specialist-physician HHI at the MSA level, he calculated the HHI for each of the aforementioned specialties, and then calculated a weighted average of the HHI across specialties at the MSA level. Fulton, BD. Health care market concentration trends in the United States: evidence and policy responses. *Health Aff.* 2017;36(9):1530-1538.

AMERICAN OVERSIGHT

NV-DA-20-0615-A-005965

Figure 3: Hospital Systems are Increasingly Acquiring Primary Care Practices[78]

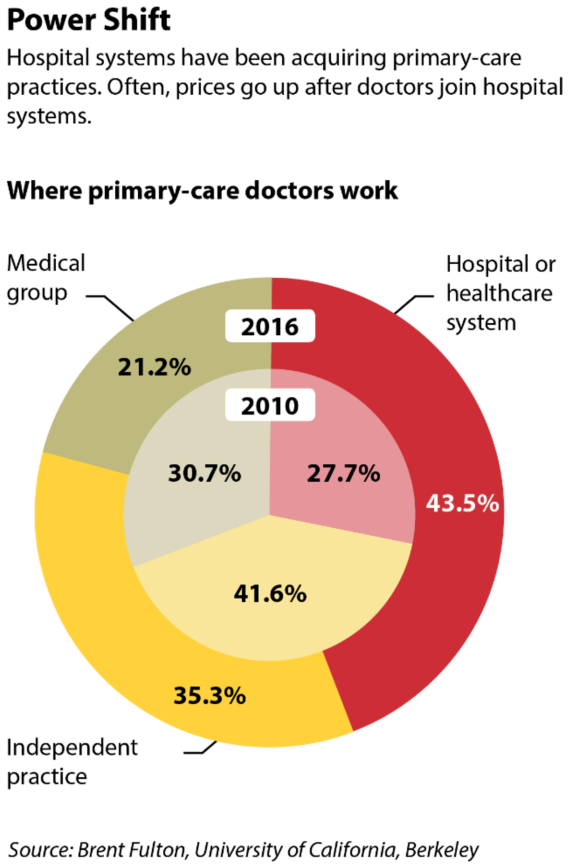

2009 patient-level Medicare data.[79] The study found median two firm concentration ratios (CR_2) across all areas of 33 percent for primary care services, but 58 percent for cardiology, 72 percent for oncology, 49 percent for orthopedics, and 57 percent for radiology. Similarly, it found a median HHI of 761 for primary care services, but 2,370 for cardiology, 3,606 for oncology, 1,751 for orthopedics, and 2,190 for radiology. These differences in concentration metrics between specialist physicians and primary care physicians may be due to higher barriers to entry faced by specialists.

Some of the consolidation in physician services might be due to the acquisition of physician practices by local hospitals, as opposed to mergers between physician practices. For example, in a market consisting of two hospitals and ten physician practices, an acquisition of the ten practices by the two local hospitals would yield a significant increase in concentration in the market for physician services. Hospitals have increasingly been acquiring physician practices. One study reported that the share of physician practices in the United States owned by hospitals doubled over the period 2002-2008.[80] Another study examined the effect of the acquisition of physician practices by hospitals on prices and expenditures over the period 2007-2013.[81] It reported that hospitals

---

[78] Mathews, Anna Wilde. Behind Your Rising Health-Care Bills: Secret Hospital Deals That Squelch Competition. September 18, 2018. https://www.wsj.com/articles/behind-your-rising-health-care-bills-secret-hospital-deals-that-squelch-competition-1537281963

[79] See Kleiner S, Lyons S, White WD. Provider concentration in markets for physician services for patients with traditional Medicare. *Health Management, Policy and Innovation* 2012;1(1):3–18.

[80] See Baker L, Bundorf MK, Kessler DP. Vertical integration: hospital ownership of physician practices is associated with higher prices and spending." *Health Aff.* 2014;33(5):756-763.

[81] See Capps C, Dranove D, Ody C. The effect of hospital acquisitions of physician practices on prices and spending. Working Paper. 2017. Available at http://www.ipr.northwestern.edu/publications/papers/2015/ipr-wp-15-02.html. Accessed August 22, 2018.

AMERICAN OVERSIGHT

acquired 10 percent of the physician practices in their sample during their sample period. In its 2013 Report to the Congress, the Medicare Payment Advisory Commission (MedPAC), an independent, non-partisan, Congressional support agency, similarly reported that while the number of physicians and dentists employed by hospitals was relatively constant from 1998 to 2003, it increased by 55 percent from 2003 to 2011.[82] Another survey by the Medical Group Management Association found a 75 percent increase in the employment of doctors by hospitals between 2000 and 2012.[83] The overall effects of a hospital becoming the owner of a physician practice raise significant anti-competitive concerns, although in some cases they can produce pro-competitive effects.[84]

Need for Continued Vigilance

While the studies cited above do not definitively confirm that increased concentration has led to increased market power or increased payments, they do demonstrate a steady stream of transactions affecting the ownership of hospitals and physician services. Given the strong evidence of consumer harm from some transactions that have been shown to diminish competition, these concentration trends highlight the need for continued vigilance by the antitrust authorities to identify and prevent anti-competitive activity. Furthermore, in instances where markets have become concentrated due to a lawful accumulation of market power, elimination of regulatory barriers to entry can help to keep that in check, as will be discussed in the next section.

Recommendations: Address Potential Antitrust and Provider Consolidation

- The administration should continue monitoring market competition, especially in areas that may be less competitive and thus more likely to be affected by alternative payment models.
- The administration should ascertain the impact of horizontal and vertical integration among provider practices on competition and prices.

---

[82] MedPAC. Report to Congress: Medicare and the health care delivery system. Policy Brief. June 2013. http://www.ipr.northwestern.edu/publications/papers/2015/ipr-wp-15-02.html. Accessed August 22, 2018.

[83] Kocher R, Sahni NR. Hospitals' race to employ physicians—the logic behind a money-losing proposition. *N Engl J Med*. 2011;364(19):1790-1793.

[84] See, for example, the FTC's 2013 enforcement action challenging the acquisition of Saltzer Medical Group by St. Luke's Health System. While some people characterized the transaction as a vertical one, the FTC alleged, and the court found, that the combination of the hospital's employed physicians and Saltzer's 16 primary care physicians would lead to higher reimbursement rates for adult primary care services in Nampa, Idaho. *St. Alphonsus Med. Center-Nampa Inc. v. St. Luke's Health Sys., Ltd.*, 778 F.3d 775 (9th Cir. 2015).

AMERICAN OVERSIGHT

NV-DA-20-0615-A-005967

Section 3: Government Healthcare Policies and Their Effect on Competition

Healthcare Workforce and Labor Markets

In competitive markets, suppliers of goods or services respond to market signals that suggest growing demand for the goods or services by increasing prices, which provides incentives to increase the supply of goods and services. Government policies that reduce the available supply of qualified healthcare service providers or the range of services they may safely offer can increase the prices paid for healthcare services, reduce access to care, and suppress the benefits of competition and innovation in healthcare delivery. Such regulations can also unnecessarily limit the types or locations of providers authorized to practice or the range of services they can provide.

Government rules restrict competition if they keep healthcare providers from practicing to the "top of their license"— i.e., to the full extent of their abilities, given their education, training, skills, and experience, consistent with the relevant standards of care. Such rules, including restrictions on the appropriate use of telehealth technologies, unnecessarily limit the types or locations of providers authorized to practice, or the range of services they can provide, in contrast to regulations tailored to address specific and non-speculative health and safety concerns.

With respect to physicians in particular, certain policies relating to graduate medical education (GME), as well as significant restrictions on the ability of foreign-trained doctors to practice in the United States may also unnecessarily limit the supply of physicians available to provide care to Americans. Reduced competition among qualified physicians inevitably leads to higher prices for physician services and generally reduces the quality of care. Consistent with overarching patient health and safety concerns, the discussion below examines potential benefits of more flexible approaches to GME and the treatment of foreign-trained doctors that could increase physician supply and promote additional competition and consumer choice.

AMERICAN OVERSIGHT

NV-DA-20-0615-A-005968

Scope of Practice

State licensing and scope-of-practice (SOP) restrictions are common components of state licensure statutes and regulatory codes for healthcare professions.[85] Licensure regulates entry into an occupation since a worker must obtain the permission of a government agency or government-authorized regulatory board before providing certain services.[86] For numerous healthcare occupations, a state licensing authority stipulates minimum education, training requirements, and certification, among other criteria, for those who seek to acquire or maintain a license to practice a given profession or provide certain services.[87] SOP regulations "describe the metes-and-bounds of licensure—what a given professional license permits a person to do and, often, prohibits others from doing."[88]

SOP laws and regulations, like other health and safety regulations, may be justified when there are substantial risks of consumer harm.[89] These regulations may be especially important with respect to certain healthcare professions, where consumers might be at risk of serious harm if they were treated by unqualified individuals, and where patients might find it difficult (if not impossible) to assess quality of care at the time of delivery.[90] Still, even well-intentioned regulations may impose unnecessary restrictions on provider supply and, therefore, competition. Oftentimes, too, SOP restrictions limit provider entry and ability to practice in ways that do not address demonstrable or substantial risks to consumer

---

[85] Occupational licensing: a framework for policy makers. U.S. Department of the Treasury, Council of Economic Advisors, and the Department of Labor. July 2015, at 31-32. https://obamawhitehouse.archives.gov/sites/default/files/docs/licensing_report_final_nonembargo.pdf. Accessed August 25, 2018.

[86] Stigler GJ. The theory of economic regulation. *Bell J Econ Man Sci.* 1971 Spring;2(1):18-20; Kleiner MM. Occupational licensing. *J Econ. Persp* 2000;14:189,191.

[87] See *Joint Hearing on Health Care and Competition Law and Policy Before the FTC and Department of Justice*, 33-34 (Jun. 10, 2003), (statement of Dr. Morris Kleiner). http://www.ftc.gov/sites/default/files/documents/public_events/health-care-competition-law-policy-hearings/030610ftctrans.pdf. Accessed August 22, 2018.

[88] Gilman DJ, Fairman J. Antitrust and the future of nursing: federal competition policy and the scope of practice. *Health Matrix*. 2014;24:143,163; Occupational licensing: a framework for policy makers. U.S. Department of the Treasury, Council of Economic Advisors, and the Department of Labor. July 2015, at 7 n.6, 31-34. https://obamawhitehouse.archives.gov/sites/default/files/docs/licensing_report_final_nonembargo.pdf. Accessed August 25, 2018.

[89] Occupational licensing: a framework for policy makers. U.S. Department of the Treasury, Council of Economic Advisors, and the Department of Labor. July 2015. https://obamawhitehouse.archives.gov/sites/default/files/docs/licensing_report_final_nonembargo.pdf. Accessed August 25, 2018; Cox C, Foster S. Bureau of Economics, Federal Trade Commission. The Costs and Benefits of Occupational Regulation 4-16. 1990. http://www.ramblemuse.com/articles/cox_foster.pdf. Accessed August 22, 2018.

[90] See, e.g., *Prepared Statement of the Federal Trade Commission on Competition and Occupational Licensure, Before the H. Comm. on the Judiciary, Subcomm. on Regulatory Reform, Commercial, and Antitrust Law,* 115th Cong., 7-8 (Sept. 12, 2017). https://www.ftc.gov/system/files/documents/public_statements/1253073/house_testimony_licensing_and_rbi_act_sept_2017_vote.pdf. Accessed August 22, 2018; FTC Staff. Policy perspectives: competition and the regulation of advanced practice nurses. Federal Trade Commission. March 7, 2014. https://www.ftc.gov/reports/policy-perspectives-competition-regulation-advanced-practice-nurses. Accessed August 22, 2018.

AMERICAN OVERSIGHT

NV-DA-20-0615-A-005969

health and safety.[91] When this happens, these undue restrictions are likely to reduce healthcare competition and harm consumers—including patients, and taxpayers more generally.[92]

When state regulators impose excessive entry barriers and undue restrictions on SOP for particular types of providers, they often are not responding to legitimate consumer protection concerns. There is a risk that healthcare professionals with overlapping skill sets will seek these restrictions; they view SOP restrictions as an easy, state-sanctioned opportunity to insulate themselves from competition.[93] The risk of anti-competitive harm may be even greater when the regulatory board that imposes SOP restrictions on one occupation is controlled by members of another, overlapping occupation that provides complementary or substitute services,[94] and the board members are themselves active market participants with a financial stake in the outcome.[95]

---

[91] Occupational licensing: a framework for policy makers. U.S. Department of the Treasury, Council of Economic Advisors, and the Department of Labor. July 2015, at 12-13; Cox C, Foster S. Bureau of Economics, Federal Trade Commission. The Costs and Benefits of Occupational Regulation, at 3. 1990. http://www.ramblemuse.com/articles/cox_foster.pdf. Accessed August 22, 2018. Policy perspectives: competition and the regulation of advanced practice nurses. Federal Trade Commission. March 7, 2014, at 14-15. https://www.ftc.gov/reports/policy-perspectives-competition-regulation-advanced-practice-nurses. Accessed August 22, 2018.

[92] *Id. Policy Perspectives: Competition and the Regulation of Advanced Practice Nurses, supra note 86, at 14.*; *Prepared Statement of the Federal Trade Commission on Competition and the Potential Costs and Benefits of Professional Licensure, Before the H. Comm. on Small Business*, 113th Cong. (July 16, 2014), https://www.ftc.gov/system/files/documents/public_statements/568171/140716professionallicensurehouse.pdf. Accessed August 22, 2018. Correspondingly, the adoption of regulations that recognize new provider categories can sometimes lower the average regulatory burden placed on certain healthcare services, to the extent that these newly licensed workers may compete with professionals in established licensure categories.

[93] Stigler GJ. The theory of economic regulation. *Bell J Econ Man Sci.* 1971 Spring;2(1):18-20; Kleiner MM. Occupational licensing. *J Econ. Persp*. 2000;14:13-14. By restricting the entry of competitors, licensure can restrict supply, which can increase the income of incumbents (at consumer expense) or decrease the pressure on incumbents to improve non-price aspects of their services, such as quality or convenience. See also Kleiner MM, Krueger AB. Analyzing the extent and influence of occupational licensing on the labor market. 31 *J Lab Econ*. 2013 Apr;31 S1, Part 2:73,75.

[94] Occupational licensing: a framework for policy makers. U.S. Department of the Treasury, Council of Economic Advisors, and the Department of Labor. July 2015, at 30. https://obamawhitehouse.archives.gov/sites/default/files/docs/licensing_report_final_nonembargo.pdf. Accessed August 25, 2018; Gilman DJ, Fairman J. Antitrust and the future of nursing: federal competition policy and the scope of practice. *Health Matrix*. 2014;24:157.

[95] *License to Compete: Occupational Licensing and the State Action Doctrine, Hearing Before the S. Comm. on the Judiciary, Subcomm. on Antitrust, Competition Pol'y and Consumer Rights*, 114th Cong., 1 (Feb. 2, 2016); *cf. N.C. State Bd. of Dental Exam'rs v. FTC*, 135 S. Ct. 1101, 1114 (2015).

AMERICAN OVERSIGHT

NV-DA-20-0615-A-005970

For example, advanced practice registered nurses (APRNs),[96] physician assistants (PAs),[97] pharmacists,[98] optometrists, [99] and other highly trained professionals can safely and effectively provide some of the same healthcare services as physicians, in addition to providing complementary services. Similarly, dental therapists and dental hygienists can safely and effectively provide some services offered by dentists, as well as complementary services.[100]

SOP statutes and rules often unnecessarily limit the services these "allied health professionals"[101] can offer. A 2011 Institute of Medicine (IOM) report surveyed "[e]vidence suggest[ing] that access to quality care can be greatly expanded by increasing

---

[96] See, e.g., Institute of Medicine, National Academy of Sciences. *The Future of Nursing: Leading Change, Advancing Health*. Washington DC: National Academies Press; 2011:98-103,157- 161, annex 3-1; Eibner CE, Hussey PS, Ridgely MS, McGlynn EA. Controlling healthcare spending in Massachusetts: an analysis of options. RAND Health Report Submitted to the Commonwealth of Massachusetts. August 2009. http://www.rand.org/content/dam/rand/pubs/technical_reports/2009/RAND_TR733.pdf. Accessed August 22, 2018; National Governors Association (NGA). The role of nurse practitioners in meeting increasing demand for primary care. 2012:7-8 (study funded by U.S. Department of Health and Human Services, reviewing literature pertinent to nurse-practitioner (NP) safety and concluding: "None of the studies in the NGA's literature review raise concerns about the quality of care offered by NPs. Most studies showed that NP-provided care is comparable to physician-provided care on several process and outcome measures.")

[97] U.S. Congress, Office of Technology Assessment. *Nurse Practitioners, Physician Assistants, and Certified Nurse-Midwives: A Policy Analysis*. Health Technology Case Study 37. OTA-HCS-37. Washington, DC: U.S. Government Printing Office; December 1982:39. https://www.princeton.edu/~ota/disk2/1986/8615/8615.PDF. Accessed August 22, 2018. ("Most observers conclude that most primary care traditionally provided by physicians can be delivered by [nurse practitioners and physician assistants].")

[98] Jorgenson D, Dalton D, Farrell B, Tsuyuki RT, Dolovish L. Guidelines for pharmacists integrating into primary care teams. *Can Pharm. J.* 2013 Nov;146(6):342-352; Durham MJ, Goad JA, Neinstein LS, Lou M. A comparison of pharmacist travel-health specialists' versus primary care providers' recommendations for travel-related medications, vaccinations, and patient compliance in a college health setting. *J Travel Med.* 2011 Jan-Feb;18(1):20-25; Hecox N. Tuberculin skin testing by pharmacists in a grocery store setting. *J Am Pharm Assoc.* 2008 Jan-Feb;48(1):86-91.

[99] FTC, Bureau of Consumer Protection. *Staff Report on Advertising of Ophthalmic Goods and Servs and Proposed Trade Reg. Rule*, 16 CFR Part 456, 17-19 (1977).

For example, dental hygienists can provide preventive dental care, while dental therapists can provide limited restorative services as well as preventive services. Dentists can provide these services as well as the full range of more complex dental services. See, e.g., *FTC Staff Comment to the Ohio State Senate Regarding the Competitive Effects of SB 330 in Increasing Access to Quality Dental Care* (2017), https://www.ftc.gov/system/files/documents/advocacy_documents/ftc-staff-comment-ohio-state-senate-regarding-competitive-effects-sb-330-increasing-access-quality/v170003_ftc_staff_comment_to_ohio_state_senate_re_ohio_sb_330_re_dental_therapists_and_hygienists.pdf (accessed September 26, 2018); *FTC Staff Comment Before the Commission on Dental Accreditation Concerning Proposed Accreditation Standards for Dental Therapy Education Programs* (2013). https://www.ftc.gov/sites/default/files/documents/advocacy_documents/ftc-staff-comment-commission-dental-accreditation-concerning-proposed-accreditation-standards-dental/131204codacomment.pdf. Accessed September 20, 2018.

[101] We use the term broadly, acknowledging that "[t]he allied health workforce includes hundreds of professionals employed in different professions with different job duties and different levels of preparation, but there is no single definition of "allied health" or list of allied health occupations. All formulations exclude physicians and dentists, and most exclude nurses. Others exclude pharmacists, physician assistants, and more." IOM (Institute of Medicine). *Allied Health Workforce and Services: Workshop Summary*. Washington, D.C.: The National Academies of Sciences Engineering Medicine; 2011.

AMERICAN OVERSIGHT

NV-DA-20-0615-A-005971

the use of . . . APRNs in primary, chronic, and transitional care,"[102] and expressed concern that SOP restrictions "have undermined the nursing profession's ability to provide and improve both general and advanced care."[103] In fact, research suggests that allowing allied health professionals to practice to the full extent of their abilities is not a zero sum game for other medical professionals, and may actually improve overall health system capacity.[104] The previously mentioned IOM report found that APRNs' scope of practice varies widely "for reasons that are related not to their ability, education or training, or safety concerns, but to **the political decisions of the state** in which they work."[105]

State decisions about scope of practice and reimbursement can also affect the development and utilization of allied health professionals, particularly in public programs. Private insurance has the flexibility to incentivize patients to find lower-cost, higher-quality provider alternatives when feasible. Public programs, more restricted by state regulations, can be less responsive to such changes in the healthcare workforce, even after scope of practice regulations accommodate them. Currently, for example, states vary widely in the degree to which they permit their Medicaid programs to reimburse allied health professionals directly for services. Services provided under the direct supervision of a physician are reimbursed as if the physician provided those services. State Medicaid programs can also pay for PA, nurse practitioner, and certified nurse midwife (CNM) services provided outside of a physician's office, but only if state scope-of-practice laws do not require onsite supervision by physicians. Some states allow allied health professionals to bill Medicaid directly, while other states require them to bill under the physician's number. For patients to realize the benefits of changes to state SOP restrictions, state Medicaid programs would need to reimburse allied health professionals independently for their services.

As noted by FTC staff, "when APRN access to the primary care market is restricted, healthcare consumers—patients and other payers—are denied some of the competitive

---

[102] Institute of Medicine, National Acad. of Sciences. *The Future of Nursing: Leading Change, Advancing Health*. Washington DC: National Academies Press; 2011:27; see also IOM (Institute of Medicine). *Allied Health Workforce and Services: Workshop Summary*. Washington, D.C.: The National Academies of Sciences Engineering Medicine; 2011:88 ("Given current concerns about a shortage of primary care health professionals, the committee paid particular attention to the role of nurses, especially APRNs, in this area."). The extent to which APRNs and other professionals might augment the primary care workforce has been of policy interest for some time. See, e.g., U.S. Congress, Office of Technology Assessment. *Nurse Practitioners, Physician Assistants, and Certified Nurse-Midwives: A Policy Analysis*. Health Technology Case Study 37. OTA-HCS-37. Washington, D.C.: U.S. Government Printing Office; December 1986. ("Most observers conclude that most primary care traditionally provided by physicians can be delivered by [nurse practitioners and physician assistants].")

[103] Institute of Medicine, National Academy of Sciences. *The Future of Nursing: Leading Change, Advancing Health*. Washington D.C.: National Academies Press; 2011:4.

[104] Improving efficiency in the healthcare system: removing anti-competitive barriers for advanced practice registered nurses and physician assistants. The Hamilton Project. Policy brief 2018-08. June 2018. http://www.hamiltonproject.org/assets/files/AM_PB_0608.pdf. Accessed August 22, 2018.

[105] Institute of Medicine, National Academy of Sciences. *The Future of Nursing: Leading Change, Advancing Health*. Washington D.C.: National Academies Press; 2011:5.

AMERICAN OVERSIGHT

benefits that APRNs, as additional primary care service providers, can offer."[106] Slightly more than half the states require supervision and "collaborative practice" requirements, which can operate as de facto supervision requirements. These are a particular source of concern to the extent that they raise the cost of APRN-provided services.[107] In addition, rigid "collaborative practice agreement" requirements can impede collaborative care rather than foster it because they limit the ability of healthcare professionals to adapt to varied healthcare demands, thereby constraining provider innovation in team-based care.[108] Economic analysis indicates that expanding APRN SOP, consistent with APRN education, training, and experience, would have clear consumer benefits, particularly in rural and poorer areas:

> In underserved areas and for underserved populations, the benefits of expanding supply are clear: Consumers will have access to services that were otherwise unavailable. Even in well-served areas, the supply expansion will tend to lower prices for any given level of demand, thus lowering healthcare costs.[109]

Similar concerns about the competitive impact of supervision and "collaborative practice" requirements can apply to other healthcare occupations. Even when some form of collaboration or supervision might be desirable, particular requirements might be unnecessary, over-rigid, and costly barriers to the efficient delivery of healthcare services.[110]

Extremely rigid collaborative practice agreements and other burdensome forms of physician and dentist supervision are generally not justified by legitimate health and safety concerns. Thus, many states have granted full practice authority to APRNs, but there is significant room for improvement in other states and for other professions.[111] Emerging

---

[106] FTC Staff. Policy perspectives: competition and the regulation of advanced practice nurses. Federal Trade Commission. March 7, 2014. https://www.ftc.gov/reports/policy-perspectives-competition-regulation-advanced-practice-nurses. Accessed August 22, 2018.

[107] Dep't Veterans Affairs, Economic Impact Analysis for RIN 2900-AP44, Advanced Practice Registered Nurses, attachment 1, 5-7 (Nov. 9, 2016), >https://www.va.gov/ORPM/docs/RegMgmt_ImpactAnalysis_AP44(F)_AdvancedPracticeRegisteredNurses.docx<.

[108] *Id.* at 20.

[109] *Id.* at 27.

[110] See generally, e.g., FTC Staff. Policy perspectives: competition and the regulation of advanced practice nurses. Federal Trade Commission. March 7, 2014. https://www.ftc.gov/reports/policy-perspectives-competition-regulation-advanced-practice-nurses. Accessed August 22, 2018, (regarding APRNs); *FTC Staff Comment to the Ohio State Senate Regarding the Competitive Effects of SB 330 in Increasing Access to Quality Dental Care* (2017). https://www.ftc.gov/policy/advocacy/advocacy-filings/2017/03/ftc-staff-comment-ohio-state-senate-regarding-competitive. Accessed August 22, 2018 (regarding dental therapy); *FTC Staff Comments to the Iowa Board of Physician Assistants on Proposed New Rules: 645—327.8: Definition of Physician Supervision of a Physician Assistant* (2016). https://www.ftc.gov/system/files/documents/advocacy_documents/ftc-staff-comment-professional-licensure-division-iowa-department-public-health-regarding-proposed/v170002_ftc_staff_comment_to_iowa_dept_of_public_health_12-21-16.pdf. Accessed August 22, 2018 (regarding physician assistants).

[111] According to the American Academy of Nurse Practitioners, 22 states plus the District of Columbia now grant full practice authority to APRNs. https://www.aanp.org/legislation-regulation/state-legislation/state-practice-environment.

AMERICAN OVERSIGHT

NV-DA-20-0615-A-005973

healthcare occupations, such as dental therapy, can increase access and drive down costs for consumers, while still ensuring safe care. States should be particularly wary of undue statutory and regulatory impediments to the development of such new occupations.

Recommendations: Broaden Scope of Practice

- States should consider changes to their scope-of-practice statutes to allow all healthcare providers to practice to the top of their license, utilizing their full skill set.
- The federal government and states should consider accompanying legislative and administrative proposals to allow non-physician and non-dentist providers to be paid directly for their services where evidence supports that the provider can safely and effectively provide that care.
- States should consider eliminating requirements for rigid collaborative practice and supervision agreements between physicians and dentists and their care extenders (e.g., physician assistants, hygienists) that are not justified by legitimate health and safety concerns.
- States should evaluate emerging healthcare occupations, such as dental therapy, and consider ways in which their licensure and scope of practice can increase access and drive down consumer costs while still ensuring safe, effective care.

Workforce Mobility

State-based licensing requirements, by their nature, inhibit provider mobility.[112] These requirements add time and expense when healthcare providers seek to move or work across state lines. Markets cannot be as responsive to economic change when workers cannot easily move to meet the demand for their services.[113]

Accessed August 22, 2018. For examples of state restrictions on SOP besides supervision requirement see, e.g., Institute of Medicine, National Academy of Sciences. *The Future of Nursing: Leading Change, Advancing Health.* Washington, D.C.: National Academies Press; 2011:100-102, Box 3-1 Variation in State Licensure Requirements; FTC Staff. Policy perspectives: competition and the regulation of advanced practice nurses. Federal Trade Commission. March 7, 2014. https://www.ftc.gov/reports/policy-perspectives-competition-regulation-advanced-practice-nurses. Accessed August 22, 2018, at notes 35-37 and accompanying text.

[112] Licensing rules are almost always state-based. See, e.g., *Dent v. West Virginia*, 129 U.S. 114 (1889) (upholding the authority of the State of West Virginia to license physicians); Health Resources and Services Administration, U.S. Department of Health and Human Services. Telehealth licensure report. Report 111-66. Special Report to the Senate Appropriations Committee (Requested by Senate). 2010. ("For over 100 years, health care in the United States has primarily been regulated by the states. Such regulation includes the establishment of licensure requirements and enforcement standards of practice for health providers, including physicians, nurses, pharmacists, mental health practitioners, etc.")

[113] See, e.g., *Occupational Licensing: Regulation and Competition: Hearing Before the Subcomm. on Regulatory Reform, Commercial and Antitrust Law of the House Comm. on the Judiciary,* 115th Cong. 1, 8-9 (2017) (statement of Maureen K. Ohlhausen, Acting Chairman, Federal Trade Commission). https://www.ftc.gov/system/files/documents/public_statements/1253073/house_testimony_licensing_and_rbi_act_sept_

AMERICAN OVERSIGHT

State-based licensing also often inhibits delivery of healthcare services across state lines by making it more difficult for qualified healthcare professionals licensed in one state to work in another state, even though most healthcare providers complete nationally certified education and training programs and sit for national qualifying exams.[114] Appropriate standards of care do not differ from state to state. Yet, even when a profession's underlying standards are national in scope, and when state licensing requirements are similar throughout the United States, the process of obtaining a license in another state is often slow, burdensome, and costly.[115] There is little economic justification for the redundant licensing processes that many states impose on licensed, out-of-state applicants. Even when there may be plausible consumer-protection concerns, the harm to consumers likely outweighs any benefits.[116]

The effects of state-based licensing are especially apparent in fields where providers routinely communicate electronically and provide services in multiple states. For this reason, state-based licensing requirements can inhibit the efficient development and use of telehealth (discussed below), as well as in-person services.[117]

Interstate compacts and model laws can mitigate the effects of state-based licensing requirements by enhancing license portability. Professional associations and associations

---

2017_vote.pdf. Accessed August 22, 2018; Occupational licensing: a framework for policy makers. U.S. Department of the Treasury, Council of Economic Advisors, and the Department of Labor. July 2015, at 12-16. https://obamawhitehouse.archives.gov/sites/default/files/docs/licensing_report_final_nonembargo.pdf. Accessed August 25, 2018.

[114] See, e.g., Health Resources & Services Administration, U.S. Department of Health & Human Services. *Special Report to the Senate Appropriations Committee, Telehealth Licensure Report, Requested by Senate* Rep't 111-66 (2010), at 9, ("The basic standards for medical and nursing licensure have become largely uniform in all states. Physicians and nurses must graduate from nationally approved educational programs and pass a national medical and nursing licensure examination.")

[115] See, e.g., American Medical Association. Obtaining a medical license. http://www.ama-assn.org/ama/pub/education-careers/becoming-physician/medical-licensure.page. Accessed August 22, 2018. ("The process of obtaining a medical license can be challenging and time consuming.… Physicians seeking initial licensure or applying for a medical license in another state should anticipate delays due to the investigation of credentials and past practice as well as the need to comply with licensing standards."); U.S. Department of the Treasury and U.S. Department of Defense, Supporting our military families: best practices for streamlining occupational licensing across state lines. February 2012:12-13. http://archive.defense.gov/home/pdf/Occupational_Licensing_and_Military_Spouses_Report_vFINAL.PDF. Accessed August 22, 2018. ("Nurses moving across state lines must apply for licensure by endorsement and pay any applicable fees.")

[116] See, e.g., Nicholson S, Propper C. Medical workforce. In *Handbook of Health Economics*. Vol. 2. 1st ed. Waltham, MA: North Holland; 2012:885. (In medical labor markets, "[l]icensing is associated with restricted labor supply, an increased wage of the licensed occupation, rents, increased output prices, and no measurable effect on output quality.")

[117] See, e.g., *Comment from FTC Staff to Department of Veterans Affairs*, 3 (Nov. 1, 2017), https://www.ftc.gov/system/files/documents/advocacy_documents/ftc-staff-comment-department-veterans-affairs-regarding-its-proposed-telehealth-rule/v180001vatelehealth.pdf. Accessed August 22, 2018. ("State laws and regulations that require licensure of telehealth providers licensed in another state inhibit VA employees from delivering telehealth services to beneficiaries in states in which they are not licensed.")

AMERICAN OVERSIGHT

of licensing boards typically draft model laws, which may be passed with minor variations between jurisdictions. Almost all states and other United States jurisdictions have adopted model laws with license portability provisions in other professions such as accountancy and pharmacy.[118] By contrast, interstate compacts, which are binding contracts between two or more states authorized by the United States Constitution, must be identical and have been used only recently to improve licensure portability.[119] The first interstate licensure compact, on nurse licensure, was initially implemented in 1999 and has been adopted by 30 states.[120] Other licensure compacts in the health professions are in the early stages of implementation.[121] Federal grants to state professional licensing boards have encouraged the development and implementation of various licensure compacts in several professions.[122]

Model laws and interstate compacts typically use one of two approaches to enhance licensure portability. One is reciprocity as practitioners licensed by one state are able to practice in other states without obtaining another license. Second, some states require a license in each state of practice but expedite the process.[123] By making it easier to practice in multiple states, interstate compacts and model laws can enhance access to healthcare services and improve provider mobility.

---

[118] See, e.g., American Institute of Certified Public Accountants and National Association of State Boards of Accountancy. *Uniform Accountancy Act: Standards for Regulation*. 8th ed. Nashville, TN: American Institute of Certified Public Accountants; 2018. https://nasba.org/app/uploads/2018/02/Uniform-Accountancy-Act-%E2%80%93-Eighth-Edition-%E2%80%93-January-2018.pdf. Accessed August 22, 2018; Streamlining licensing across state lines: initiatives to enhance occupational licensing portability. FTC Economic Liberty Taskforce. July 27, 2017, at 19. https://www.ftc.gov/system/files/documents/public_events/1224893/ftc_economic_liberty_roundtable_-_license_portability_transcript.pdf. Accessed August 22, 2018 (transcript of roundtable). (UAA mobility provisions adopted by 53 jurisdictions.) See also National Association of Boards of Pharmacy ("NABP"). *Comment to the FTC* (2017), at 1-2, https://www.ftc.gov/system/files/documents/public_comments/2017/07/00016-141084.pdf. Accessed August 22, 2018. ("As required by the *NABP Constitution and Bylaws,* all NABP members participate in e-LTP and the NABP Clearinghouse.") The number of model laws with license portability provisions is unknown because they are not tracked by any organization.

[119] U.S. Constitution Art. I, § 10, cl. 3.

[120] See FTC Staff. Policy perspectives: options to enhance occupational license portability. Federal Trade Commission. September 24, 2018, at 9-10. https://www.ftc.gov/system/files/documents/reports/options-enhance-occupational-license-portability/license_portability_policy_paper.pdf. Accessed September 26, 2018.

[121] See, e.g., Interstate Medical Licensure Compact. http://www.imlcc.org/. Accessed August 22, 2018, (adopted by 22 states); Physical Therapy Licensure Compact. http://www.fsbpt.org/FreeResources/PhysicalTherapyLicensurecompact.aspx. Accessed August 22, 2018, (adopted by 16 states).

[122] See 42 U.S.C. §254c-18; Office for the Advancement of Telehealth, U.S. Department of Health and Human Services. Funding Opportunity Announcement HRSA-16-014. 2016. https://grants.hrsa.gov/2010/Web2External/Interface/Common/EHBDisplayAttachment.aspx?dm_rtc=16&dm_attid=2f098e80-40a0-43ec-b4e7-2002033a031a. Accessed August 22, 2018.

[123] See, e.g., Streamlining licensing across state lines: initiatives to enhance occupational licensing portability. FTC Economic Liberty Taskforce. July 27, 2017, at 11-12, 16, 18-19. https://www.ftc.gov/system/files/documents/public_events/1224893/ftc_economic_liberty_roundtable_-_license_portability_transcript.pdf. Accessed August 22, 2018.

AMERICAN OVERSIGHT

Recommendations: Improve Workforce Mobility

- States should consider adopting interstate compacts and model laws that improve license portability, either by granting practitioners licensed in one state a privilege to practice elsewhere, or by expediting the process for obtaining licensure in multiple states.
- The federal government should consider legislative and administrative proposals to encourage the formation of interstate compacts or model laws that would allow practitioners to more easily move across state lines, thereby encouraging greater mobility of healthcare service providers.

Telehealth

Telehealth, the use of telecommunications to provide healthcare services, has been hailed as a significant innovation in healthcare delivery.[124] It encompasses a broad variety of services and technologies, and is particularly effective when it replicates in-person care, speeds input from knowledgeable practitioners, provides information more frequently than would be possible with in-person visits, or involves conditions that can be evaluated from digital images. Examples of healthcare services that may be provided by telehealth include mental health services,[125] dermatology,[126] ophthalmology,[127] specialist-to-provider

---

[124] See, e.g., Rheuban KS. Welcome from IOM Planning Committee. *The Role of Telehealth in an Evolving Health Care Environment: Workshop Summary*. Washington, D.C.: The National Academies Press; 2012. http://www.nap.edu/catalog/13466/the-role-of-telehealth-in-an-evolving-health-care-environment. Accessed August 22, 2018. ("[T]elehealth programs have served as innovative tools for delivery of care, linking patients and providers separated by geographic and socioeconomic barriers, all the while mitigating specialty workforce shortages"); Committee on Geographic Adjustment Factors in Medicare Payment, Institute of Medicine. *Geographic Adjustment in Medicare Payment—Phase II, Implications for Access, Quality, and Efficiency*. Washington, D.C.: The National Academies Press; 2012:8. http://iom.nationalacademies.org/Reports/2012/Geographic-Adjustment-in-Medicare-Payment-Phase-II.aspx. Accessed August 22, 2018. (Telehealth is a "very promising and rapidly developing strategy to improve access and efficiency of care" and is being used by 50 medical subspecialties.)

[125] See, e.g., Hilty DM, Ferrer DC, Parish MB, Johnson B, Callahan EJ, Yellowlees PM. The effectiveness of telemental health: a 2013 review. *Telemed J E Health*. 2013 Jun;19(6):444, 449 (citing randomized controlled clinical trial of the use of telehealth services to treat depression and other mental conditions in adults). See also Gilman M, Stensland J. Telehealth and Medicare: payment policy, current use, and prospects for growth. *Medicare Medicaid Res Rev*. 2013;3(4):E1, E8. ("[O]f the 38,000 telehealth visits that Medicare beneficiaries had in 2009, most visits [62 percent] were for mental health services.")

[126] See, e.g., Coates SJ, Kvedar J, Granstein RD. Teledermatology: from historical perspective to emerging techniques of the modern era. Part I: history, rationale, and current practice. *J Am Acad Derm*. 2015 Apr;72(4):563, 566-567; Coates SJ, Kvedar J, Granstein RD. From historical perspective to emerging techniques of the modern era. Part II: emerging technologies in teledermatology, limitations and future directions. *J Am Acad Derm*. 2015 Apr;72(4):577.

[127] See, e.g., Fierson WM, Capone A. The American Academy of Pediatrics Section on Ophthalmology, American Academy of Ophthalmology, and the American Association of Certified Orthoptists. Telemedicine for evaluation of retinopathy of prematurity. *Pediatrics*. 2015 Jan;135(1):e238 (report providing guidance on the use of telemedicine-based retinal imaging techniques that "have the potential to allow diagnosis and monitoring of [retinopathy of prematurity] to occur in lieu of the necessity for some repeated on-site examinations in" neonatal intensive care units); Silva PS, Aiello LP. Telemedicine and eye examinations for diabetic retinopathy: a time to maximize real-world outcomes. *JAMA Ophthalmol*. 2015 May;133(5):525 ("a telemedicine approach for diabetic retinopathy evaluation can

AMERICAN OVERSIGHT

consultations in neurology and pathology,[128] and direct-to-consumer services for minor conditions.[129]

Telehealth often increases the virtual supply of providers and extends their reach to new locations, promoting beneficial competition. By doing so, telehealth can enhance price and non-price competition, reduce transportation expenditures, and improve access to quality care.[130] Indeed, telehealth has great potential to improve access in underserved locations, reduce costs, and generate improved short- and long-term health outcomes.[131]

Nonetheless, a variety of regulatory barriers have kept telehealth from reaching its full potential to increase competition and access. State laws and regulations typically require that providers be licensed in the state where the patient is located, thus restricting the provision of telehealth services across state lines.[132] State licensing requirements and

---

effectively increase the rates of eye examinations, thereby potentially reducing the rates of blindness and vision loss in the diabetic population").

[128] *See, e.g.,* Darkins A. U.S. Department of Veterans Affairs. In: Institute of Medicine of the National Academies. *The Role of Telehealth in an Evolving Health Care Environment: Workshop Summary.* Washington, DC: The National Academies Press; 2012: 99, 101. http://www.nap.edu/catalog/13466/the-role-of-telehealth-in-an-evolving-health-care-environment. Accessed August 22, 2018; Schwamm LH, Holloway RG, Amarenco P, Audebert HJ, Bakas T, Chumbler NR, et al. A review of the evidence for the use of telemedicine within stroke systems of care: a scientific statement from the American Heart Association/American Stroke Association. *Stroke.* 2009 Jul;40(7): 2630-2631 (recommending the use of telestroke, teleradiology, and other telehealth services for stroke care).

[129] See, e.g., Mehrotra A. The convenience revolution for treatment of low-acuity conditions. *JAMA*. 2013;310:35, 36; Mehrotra A, Paone S, Martich GD, Albert SM, Shevchik GJ. A comparison of care at e-visits and physician office visits for sinusitis and urinary tract infections. *JAMA Int. Med.* 2013 Jan 14;173(1):72, 73.

[130] See, e.g., *Comment from FTC Staff to Steve Thompson, Representative, Alaska State Legislature* (March 25, 2016). https://www.ftc.gov/policy/policy-actions/advocacy-filings/2016/03/ftc-staff-comment-alaska-state-legislature-regarding. Accessed August 23, 2018. (Regarding telehealth provisions in Senate Bill 74, which would allow licensed Alaska physicians located out-of-state to provide telehealth services.) *See also* Health care: telehealth and remote patient monitoring use in Medicare and selected federal programs. U.S. Government Accountability Office. GAO-17-365. 2017. Highlights, at 21 ("[P]rovider and regional medical specialty shortages can be addressed through telehealth.") https://www.gao.gov/products/GAO-17-365#summary. Accessed August 23, 2018.

[131] See generally Committee on Pediatric Workforce, Marcin JP, Rimsza ME, Moskowitz WB. The use of telemedicine to address access and physician workforce shortages. *Pediatrics*. 2015 Jul;136(1):202, 203 ([U]rban as well as rural children "face significant disparities in access and time-distance barriers, which could be partly alleviated by the use of telehealth"); Bashshur RL, Shannon GW, Smith BR, Alverson DC, Antoniotti N, Barsan WG, et al. The empirical foundations of telemedicine interventions for chronic disease management. *Telemed J E Health*. 2014 Sep;20(9):769, 770 ("Differences in *access* to care reflect economic, geographic, and functional as well as social, cultural, and psychological factors….[M]any residents of the inner city have limited access to medical resources for economic reasons."); Daniel H, Sulmasy LS, Health and Public Policy Committee of the American College of Physicians. Policy recommendations to guide the use of telemedicine in primary care settings: an American College of Physicians position paper. *Ann Intern Med.* 2015 Nov 17;163(10):787 ("Limited access to care is not an issue specific to rural communities; underserved patients in urban areas have the same risks as rural patients if they lack primary or specialty care….")

[132] See, e.g., Fish EM, Hickman SA, Chaudhry HJ. *SciTech Lawyer.* 2014;10:n.p. https://www.americanbar.org/content/dam/aba/publications/scitech_lawyer/2014/spring/state_licensure_regulations_evolve_to_meet_demands_modern_medical_practice.authcheckdam.pdf. Accessed August 23, 2018. ("Fifty-seven state medical and osteopathic boards and the District of Columbia Board of Medicine now require physicians engaging in telemedicine to be licensed in the state in which the patient is located."); Fleisher LD, Dechene JC. *Telemedicine and*

AMERICAN OVERSIGHT

variations in scope of practice are barriers for even well-established and natural telehealth services, such as mental and behavioral healthcare.[133] Public and private reimbursement laws and policies are also frequently cited as major impediments to the development and use of telehealth services.[134] For example, Medicare fee-for-service pays for telehealth services only when patients are located at certain types of healthcare facilities ("originating sites")[135] in rural areas with a shortage of health professionals.[136] Another barrier is that states may require practitioners to have first provided services in person before caring for a patient by telehealth.[137]

E-Health Law. N.p: Law Journal Press; 2014, 1.02[2] ("A large number of states require out-of-state telemedicine physicians to obtain a full, unrestricted medical license in order to 'see' patients in the state via telemedicine.")

[133] See, e.g., Thomas L, Capistrant, G. 50 state telemedicine gaps analysis: psychologist clinical practice standards & licensure. American Telemedicine Association. June 2016. https://higherlogicdownload.s3.amazonaws.com/AMERICANTELEMED/3c09839a-fffd-46f7-916c-692c11d78933/UploadedImages/Policy/State%20Policy%20Resource%20Center/Psychol%20-%2050-state-telehealth-gaps-analysis-pysch-pgl_final.pdf. Accessed August 23, 2018. ("Across the care spectrum, inadequate licensure portability and arbitrary scope of practice standards challenge telehealth adoption and utilization….Mental and behavioral health providers are not spared from this fragmented policy landscape.")

[134] See, e.g., Daniel H, Sulmasy LS, Health and Public Policy Committee of the American College of Physicians. Policy recommendations to guide the use of telemedicine in primary care settings: an American College of Physicians position paper. *Ann Intern Med*. 2015 Nov 17;163(10):App. ("One of the most significant challenges to wide-spread telemedicine adoption is reimbursement."); Burke BL, Hall WR, Section on Telehealth Care. Telemedicine: pediatric applications. *Pediatrics*. 2015 Jul;136(1):e294, e303 ("The most significant barriers are payment, licensing across state borders, and liability.")

[135] *See* 42 U.S.C. § 1395m(m)(4)(C)(ii); 42 C.F.R. § 410.78(b)(3).

[136] *See* 42 U.S.C. § 1395m(m)(4)(C)(i); 42 C.F.R. § 410.78(b)(4). See also Health care: telehealth and remote patient monitoring use in Medicare and selected federal programs. U.S. Government Accountability Office. GAO-17-365. 2017. Highlights, at 8-9, 21-25. https://www.gao.gov/products/GAO-17-365#summary. Accessed August 23, 2018. (Medicare telehealth coverage restrictions that limit the geographic and practice settings in which beneficiaries may receive services are barriers to the use of telehealth). Legislators have been cautious about expanding coverage of telemedicine services in part because of concerns that its ease of use could lead to overutilization. In practice, however, Medicare telemedicine-related spending is very low. *See ibid.* at 14, 18 (in 2014, Medicare paid 175,000 telehealth claims for a total of about $14 million, less than 0.01 percent of the approximately $257 billion in total annual Medicare expenditures on Part B services); Neufeld JD, Doarn CR. Telemedicine spending by Medicare: a snapshot from 2012. *Telemed J E Health*. 2015 Aug;21(8):686-693. In addition, concerns about improper claims for reimbursement of telehealth services have been overblown. An Office of Inspector General (OIG) audit found that the Centers for Medicare and Medicaid Services (CMS) paid for some telehealth services that did not meet Medicare requirements, but most claims for telehealth services were appropriate. To reduce the number of unallowable claims, OIG recommended post-payment reviews to detect errors, and education and training of practitioners on Medicare telehealth requirements. See CMS paid practitioners for telehealth services that did not meet Medicare requirements. Department of Health and Human Services, Office of Inspector General. A-05-16-00058. April 2018. https://oig.hhs.gov/oas/reports/region5/51600058.pdf. Accessed August 23, 2018.

[137] See, e.g., *Comment from FTC Staff to the Delaware Bd. of Speech/Language Pathologists, Audiologists & Hearing Aid Dispensers* 6 & nn.57, 59 (Nov. 29, 2016). https://www.ftc.gov/system/files/documents/advocacy_documents/ftc-staff-comment-delaware-board-speech/language-pathologists-audiologists-hearing-aid-dispensers-regarding-its-proposed-revisions-its/161130_ftc_dealers_final_.pdf. Accessed August 23, 2018. (Discussing initial in-person evaluation requirements before speech/language/pathology or audiology services may be provided by telehealth in Kentucky and Texas.) It is difficult to draw a bright line between services for which health and safety considerations warrant a prior in-person examination and those that do not, in part because rapid changes in technology and healthcare priorities may lead to changing views of the need for an in-person visit. See, e.g., Letter from Jonathan Linkous, chief executive officer, American Telemedicine Association, to Imelda L. Paredes, executive assistant, Drug Enforcement

AMERICAN OVERSIGHT

Recommendations: Facilitate Telehealth to Improve Patient Access

- States should consider adopting licensure compacts or model laws that improve license portability by allowing healthcare providers to more easily practice in multiple states, thereby creating additional opportunities for telehealth practice. Interstate licensure compacts and model laws should foster the harmonization of state licensure standards and approaches to telehealth.
- States and the federal government should explore legislative and administrative proposals modifying reimbursement policies that prohibit or impede alternatives to in-person services, including covering telehealth services when they are an appropriate form of care delivery. In particular, Congress should consider proposals modifying geographic location and originating site requirements in Medicare fee-for-service that restrict the availability of telehealth services to Medicare beneficiaries in their homes and in most geographic areas.
- States generally should consider allowing individual healthcare providers and payers to mutually determine whether and when it is safe and appropriate to provide telehealth services, including when there has not been a prior in-person visit.
- Congress and other policymakers should increase opportunities for license portability through policies that maintain accountability and disciplinary mechanisms, including permitting licensed professionals to provide telehealth service to out-of-state patients.

Foreign-Trained Doctors

The United States has the highest physician salaries in the world, with per-capita physician spending significantly higher than in other countries and making up about a fifth of overall healthcare spending.[138] Increasing the supply of goods or services in any market is generally the best approach to lowering prices, and physician services are no exception. Expanding domestic education and training opportunities—including the opening of new medical schools is a priority—efforts should be made to reduce the burdens on highly skilled, fully trained, foreign medical doctors looking to practice in the United States. Currently, any physician trained outside the United States or Canada must obtain an

---

Administration, Department of Justice 8-11 (October 6, 2015). (Discussing changing views on telemedicine prescribing of controlled substances without a prior in-person examination). See also *FTC Staff Comment to Washington State Rep. Paul Graves, regarding S.S.B. 5411/H.B. 1473*, 4-5 (Feb. 9, 2018), https://www.ftc.gov/policy/advocacy/advocacy-filings/2018/02/ftc-staff-comment-washington-state-rep-paul-graves. Accessed August 23, 2018. This letter explains why allowing a practitioner to determine whether the use of telehealth care is appropriate is better than a rigid in-person examination requirement.

[138] Centers for Medicare and Medicaid Services. National Health Expenditure Data. 2016. https://www.cms.gov/Research-Statistics-Data-and-Systems/Statistics-Trends-and-Reports/NationalHealthExpendData/downloads/highlights.pdf. Accessed September 21, 2018.

AMERICAN OVERSIGHT

NV-DA-20-0615-A-005980

Educational Commission for Foreign Medical Graduates (ECFMG) certification, complete a United States residency program, and apply for a state license.[139] This process is expensive (exams can cost up to $15,000). [140]

In the interim, easing the licensing pathway for highly qualified, foreign-trained doctors is one step that could be taken in the short-run to expand the supply of medical practitioners and thus constrain the price of physician services and lower overall healthcare costs for American consumers.

While increasing the supply of high-skilled, domestically trained United States medical professionals might help to constrain salaries for specialty physicians, facilitating the entry of additional foreign-trained doctors would be particularly helpful in alleviating the country's shortage of primary care physicians (PCPs). On average, PCPs earn 46 percent less than medical specialists. Because American medical school students graduate with an average of $180,000 of debt, many of them pursue higher paid specialties rather than the much needed primary-care fields.[141] While forecasts are often inaccurate, it is projected that by 2025, the United States will face a shortage of between 14,900 and 35,600 PCPs.[142] Foreign-trained doctors have already helped meet this growing need—over 40 percent of current American PCPs were trained abroad; however, if it were easier for foreign-trained doctors to enter the United States marketplace, this percentage would likely rise.[143]

Highly skilled, foreign-trained doctors could also be encouraged to practice in underserved regions of the country, where Americans often are unwilling to practice. For example, under the Conrad 30 Waiver Program, foreign-trained doctors can receive sponsorship to work in the United States if they commit to spend at least three years in an underserved region.[144] Over the past decade, this program has attracted more than 10,000 foreign-trained doctors to practice in areas faced with physician shortages.[145]

---

[139] IMGs in the United States. Educational Commission for Foreign Medical Graduates. https://www.ecfmg.org/certification/imgs-united-states.html. Accessed September 21, 2018.
[140] Baier E. Foreign-trained doctors could soon have easier path in MN. *MPR News*. February 27, 2015. https://www.mprnews.org/story/2015/02/27/foreign-trained-doctors. Accessed August 23, 2018.
[141] Grisham S. Medscape physician compensation report 2017. Medscape. April 5, 2017. https://www.medscape.com/slideshow/compensation-2017-overview-6008547. Accessed August 23, 2018.
[142] The Complexities of Physician Supply and Demand: Projections from 2014 to 2025. Prepared for Association of American Medical Colleges. 2016 Apr 5: 5.
[143] Carroll AE. Why America needs foreign medical graduates. *New York Times*. October 6, 2017. https://www.nytimes.com/2017/10/06/upshot/america-is-surprisingly-reliant-on-foreign-medical-graduates.html. Accessed August 23, 2018.
[144] Conrad 30 J1 visa waiver requirements by state. U.S. Immigration Website. http://conrad30.com. Accessed August 23, 2018.
[145] Patel D. Foreign doctors assist with Iowa's physician shortage. *Quad-City Times*. March 18, 2017. https://globegazette.com/business/foreign-doctors-assist-with-iowa-s-physician-shortage/article_d1549069-4d05-5f25-ad52-d804e4b0bee4.html. Accessed September 26, 2018.

AMERICAN OVERSIGHT

NV-DA-20-0615-A-005981

Recommendations: Ease Restrictions on Foreign-Trained Doctors

- The Department of Health and Human Services, in coordination with the Accreditation Council for Graduate Medical Education (GME), should identify foreign medical residency programs comparable in quality and rigor to American programs. Graduates of such equivalent programs should be granted "residency waivers," allowing them to forgo completing an American residency and instead apply directly for state licensure.
- States should create an expedited pathway for highly qualified, foreign-trained doctors seeking licensure who have completed a residency program equivalent to an American GME program.

Federal Funding of Medical Education

Spending on physician services comprises approximately 20 percent of all healthcare expenditures in the United States, and prices for physician services tend to be substantially higher in the U.S. than in other wealthy countries.[146] As mentioned above, one option to reduce prices is to increase the supply of physicians. Physician supply in the United States, measured as physicians per 1,000 population, is well below the OECD median and is lower than 8 of 10 other OECD countries.[147] Unlike many other professions, in which market forces determine supply, the number of persons trained to be physicians is limited by organizations that are themselves often run by physicians, which creates natural conflict-of-interest concerns and raises questions concerning cartel-style rent seeking. Some barriers to entry in the physician sector (such as extensive educational, training and testing requirements, including state licensing and specialty board certification), may be justified to ensure professional competence. Nonetheless, this does not warrant non-market-based limits placed on the number of persons seeking to enter the medical field. Medical schools admit only a fraction of applicants, with many qualified individuals unable to enter due to the sharply limited spaces available.

Not only is the supply of potential physician practitioners limited, federal policy currently subsidizes medical training for an artificially low number of persons. The Department of Education administers loan programs that are available to medical school students, including private loans guaranteed by the federal government and direct loans from the

---

[146] Centers for Medicare and Medicaid Services. National Health Expenditure 2016 Highlights. 2016. https://www.cms.gov/Research-Statistics-Data-and-Systems/Statistics-Trends-and-Reports/NationalHealthExpendData/downloads/highlights.pdf. Accessed September 21, 2018. One reason for lower foreign physician service prices, not discussed here, is the comparatively aggressive regulation of medical care delivery in other countries.

[147] Squires D, Anderson C. U.S. healthcare from a global perspective: spending, use of services, prices, and health in 13 countries. The Commonwealth Fund. October 2015. http://johngarven.com/blog/wp-content/uploads/2017/07/Spending-Use-of-Services-Prices-and-Health-in-13-Countries-The-Commonwealth-Fund.pdf. Accessed September 21, 2018.

AMERICAN OVERSIGHT

federal government through the students' schools. The Health Resources and Services Administration (HRSA), part of HHS, administers National Health Service Corps (NHSC) scholarships and loan repayment programs for health professionals who commit to practice in underserved areas and to train in primary care. An even larger amount of federal support is directed toward Graduate Medical Education (GME)—residency and fellowship programs that provide further training for medical school graduates. As of 2015, federal taxpayers paid $287 million to support the NHSC, $10.3 billion for Medicare GME, and $2.4 billion for Medicaid GME, and $265 million for the Children's Hospital Graduate Medical Education Payment Program.[148] Medical education is costly, but its estimated rate of financial return is high and clearly sufficient to entice many qualified individuals to seek admission to medical school. Current subsidies of medical education are generally regressive by reducing the cost to the very persons who can expect high financial returns to their valuable education and training.

The Structure of Medical Education

Medical education in the United States generally consists of four years of college education, followed by four years of medical school (undergraduate medical education), followed by graduate medical education (GME) consisting of three to six years of residency training in a medical specialty that is sometimes followed by a year or more of additional fellowship training. Medical school graduates must complete at least a year of residency training (often called an internship), depending on the state, to be licensed.

Medical students attend either allopathic medical schools (granting M.D. degrees) or osteopathic schools of medicine (granting D.O. degrees). The Liaison Committee on Medical Education (LCME), jointly sponsored by the Association of American Medical Colleges (AAMC) and the American Medical Association (AMA), is the United States Department of Education's recognized body for accrediting allopathic medical schools.[149] The American Osteopathic Association's (AOA) Commission on Osteopathic College Accreditation accredits osteopathic schools. In 2017-2018 there were 118,885 United States medical students including 46,315 men and 43,571 women at allopathic schools[150] and 15,904 men and 13,076 women at osteopathic schools.[151] Residents and fellows train at programs accredited by the Accreditation Council for Graduate Medical Education (ACGME) or programs jointly accredited by the ACGME and the AOA. The Department

---

[148] Physician workforce: HHS needs better information to comprehensively evaluate graduate medical education funding. U.S. Government Accountability Office. GAO-18-240. March 9, 2018. https://www.gao.gov/products/GAO-18-240. Accessed August 23, 2018.

[149] Association of American Medical Colleges, Liaison Committee on Medical Education (LCME), April 22, 2018. https://www.aamc.org/members/osr/committees/48814/reports_lcme.html

[150] Table B-1.2: Total Enrollment at U.S. Medical School and Sex, 2013-2014 through 2017-2018. Association of American Medical Colleges. https://www.aamc.org/download/321526/data/factstableb1-2.pdf. Accessed August 23, 2018.

[151] Table: Preliminary Enrollment Report Fall 2017. American Association of Colleges of Osteopathic Medicine. www.aacom.org/docs/default-source/data-and-trends/2017_fall_enrollment_report.pdf. Accessed August 23, 2018.

AMERICAN OVERSIGHT

NV-DA-20-0615-A-005983

of Veterans Affairs, through affiliation agreements with medical schools and teaching hospitals, is the largest single provider of medical training in the United States, providing the site of training for medical students, residents and a small number of fellows.[152]

To receive postgraduate training medical students must participate in a "match" process that determines where they receive residency training. This process is administered by the National Resident Matching Program that is sponsored in part by the AAMC. Applicants and training programs both submit rank-ordered preference lists, and then an algorithm matches applicants to programs to produce stable matchings as favorable as possible to applicants.[153] In 2004—in response to a lawsuit alleging that operating the match and accrediting residency programs was anti-competitive and violated the anti-trust statutes by limiting the number of residency positions and driving down resident choices and salaries—Congress granted the matching program an anti-trust exemption.[154]

Graduate Medical Education (GME) Funding

Funding for GME subsidizes training for medical school graduates in hospitals and other teaching institutions in what are commonly known as residency and fellowship training programs. In 2015, federal agencies and state Medicaid programs provided $16.3 billion to support GME. Five federal agencies (see Table 1) spent $14.5 billion with the bulk of federal funding coming through Medicare (71 percent), Medicaid (16 percent), and the VA (10 percent); 45 state Medicaid agencies spent an additional $1.8 billion on GME.[155]

---

[152] Heisler EJ, Panangala SV. The veterans health administration and medical education: in brief. Congressional Research Service. 7-5700. February 13, 2018. https://fas.org/sgp/crs/misc/R43587.pdf. Accessed August 23, 2018.
[153] Roth AE, Peranson E. The redesign of the matching market for American physicians: some engineering aspects of economic design." *Am Econ Rev*. 1999;89(4):748-780.
[154] 15 U.S.C. § 37b [Pension Funding Equity Act of 2004].
[155] Physician workforce: HHS needs better information to comprehensively evaluate graduate medical education funding. U.S. Government Accountability Office. GAO-18-240. March 9, 2018. https://www.gao.gov/products/GAO-18-240. Accessed August 23, 2018.

AMERICAN OVERSIGHT

NV-DA-20-0615-A-005984

Table 1. Federal Spending on Graduate Medical Education (GME) Training, 2015

Program	Total GME spending (dollars in millions)	Percent of total spending (percent)
HHS programs		
Medicare	10,335	71
Medicaid (federal share)	2,351	16
Children's Hospital GME Payment Program	249	2
Teaching Health Center GME Program	76	1
VA program	1,499	10
Total	**14,509**	**100**

Source: GAO analysis of departments of Health and Human Services (HHS) and Veterans Affairs (VA) data and GAO web-based survey administered to state Medicaid agencies. GAO-18-240.

About 30 percent of Medicare GME spending is for direct graduate medical education (DGME) to pay the salaries of residents and supervising physicians. Another 70 percent goes for indirect medical education (IME) to provide funding to hospitals that run training programs.[156] DGME payments are based on a per-resident amount and the number of full-time-equivalent (FTE) residents. IME Medicare payments are an add-on to the predetermined amount paid under the inpatient prospective payment system for each discharge with an adjustment for the number of FTE residents per hospital bed to represent the incremental care costs of providing GME training. DGME payments are also adjusted for the share of hospitals' patients covered by Medicare. The Balanced Budget Amendment of 1997 capped the number of FTE residents that programs may count for DGME and IME payment at the number of FTE residents working at the end of 1996.[157]

While GME programs undoubtedly generate indirect costs, they also produce benefits for teaching institutions. Residents are an inexpensive source of labor. They work longer, more irregular hours than more experienced health professionals. They also increase attending

[156] Eden J, Berwich D, Wilensky G., eds. *Graduate Medical Education That Meets the Nation's Health Needs*. Washington, D.C.: The National Academies Press; 2014:9.
[157] Physician workforce: HHS needs better information to comprehensively evaluate graduate medical education funding. U.S. Government Accountability Office. GAO-18-240. March 9, 2018, at 10-12. https://www.gao.gov/products/GAO-18-240. Accessed August 23, 2018.

AMERICAN OVERSIGHT

NV-DA-20-0615-A-005985

physicians' productivity by enabling them to increase the amount of patient services they can perform and for which they can bill.[158]

The Medicare Payment Advisory Commission (MedPAC), an independent agency that advises Congress about Medicare, estimates that indirect graduate medical education payments are at least twice as high as actual costs, exceeding actual costs by $3.5 billion each year.[159] Similarly, an HHS-sponsored study found that Medicare is overpaying for IME costs.[160] Some residency programs generate profits for hospitals. Hospitals value residency programs enough that they self-finance 12,000 residency positions.[161]

The current number of first year residency positions (30,232) exceeds the number of American medical school graduates (18,818 allopathic graduates and 4,617 osteopathic graduates) applying for them. The balance of positions are largely filled with foreign-born or U.S. citizen graduates of foreign medical schools, or in some cases, they go unfilled.[162]

Physician Supply in the United States

There is likely an inadequate supply of physicians in the United States. Moreover, there is an uneven distribution in physician supply (both geographically and across specialties), GME training slots, and in government support for GME.[163] Yet there is inadequate information to assess overall physician needs, and for different specialties in different geographic areas.[164] GME slots are currently determined by the industry accrediting bodies and the hospitals or medical schools themselves. Similarly, medical school positions are accredited by physician industry groups.

---

[158] Physician workforce: HHS needs better information to comprehensively evaluate graduate medical education funding. U.S. Government Accountability Office. GAO-18-240. March 9, 2018, at 9. https://www.gao.gov/products/GAO-18-240. Accessed August 23, 2018.

[159] Report to the Congress: aligning incentives in Medicare. Medicare Payment Advisory Commission (MedPAC). June 2010, at 109. http://www.medpac.gov/docs/default-source/congressional-testimony/20100623_EandC_Testimony_AligningIncentivesinMedicare.pdf?sfvrsn=0. Accessed August 23, 2018 ; see also Miller M. Graduate medical education payments. MedPAC. February 20, 2015. https://www.nhpf.org/uploads/Handouts/Miller-slides_02-20-15.pdf. . Accessed August 23, 2018; Wynn BO, Smalley R, Cordasco KM. Does It Cost More to Train Residents or to Replace Them? A Look at the Costs and Benefits of Operating Graduate Medical Education Programs. Santa Monica: Rand Corporation; 2013. https://www.rand.org/pubs/research_reports/RR324.html. Accessed August 23, 2018.

Report to the Congress: aligning incentives in Medicare. Medicare Payment Advisory Commission (MedPAC). June 2010, at 109. http://www.medpac.gov/docs/default-source/congressional-testimony/20100623_EandC_Testimony_AligningIncentivesinMedicare.pdf?sfvrsn=0. Accessed August 23, 2018 ; see also Miller M.

Graduate medical education payments. MedPAC. February 20, 2015. https://www.nhpf.org/uploads/Handouts/Miller-slides_02-20-15.pdf. Accessed August 23, 2018; Wynn BO, Smalley R, Cordasco KM. Does It Cost More to Train Residents or to Replace Them? A Look at the Costs and Be

nefits of Operating Graduate Medical Education Programs. Santa Monica: Rand Corp.; 2013. https://www.rand.org/pubs/research_reports/RR324.html. Accessed August 23, 2018.

w.gao.gov/products/GAO-18-240. Accessed August 23, 2018.

[164] *Id.*

AMERICAN OVERSIGHT

These findings suggest several areas for policy research and potential change. First, as requested in the FY 2019 President's Budget, the federal government should more efficiently spend taxpayer resources by streamlining federal Health and Human Services spending on graduate medical education into a single graduate medical education grant program. Under this Budget proposal, total funds available for graduate medical education in FY 2019 would equal the sum of Medicare's 2016 payments for DGME and IME, Medicaid's 2016 payments for GME, and the Children's Hospital GME Payment Program, adjusted for inflation. This amount would increase annually with inflation as measured by the consumer price index for all urban consumers (CPI-U) minus one percentage point per year. The new grant program would be funded out of the Treasury and jointly operated by the administrators of CMS and HRSA. This proposal is estimated to save $48.1 billion between 2019 and 2028. The Budget proposal also provides the HHS Secretary with the authority to modify amounts distributed to hospitals based on the proportion of residents training in priority specialties or programs and based on other criteria identified by the Secretary, including addressing healthcare professional shortages and educational priorities. This flexibility will allow the federal government to more effectively target funding to those hospitals that are committed to building a strong medical workforce and to addressing medically underserved communities and health professional shortages.

Recommendations: Streamline Federal Funding of Medical Education

- As proposed in the FY 2019 President's Budget, the federal government should streamline federal Health and Human Services spending on graduate medical education into a single graduate medical education grant program. The budget proposal also provides the Secretary with the authority to modify amounts distributed to hospitals based on the proportion of residents training in priority specialties or programs and based on other criteria identified by the Secretary, including addressing healthcare professional shortages and educational priorities.
- The administration should continue the work done by the HRSA's National Center for Health Workforce Analysis, which studies U. S. physician supply needs across specialties and geographic areas. HRSA should launch a study that will also assess:
    - The administration's workforce development programs.
    - Gaps between existing programs and future workforce needs and identifying actions needed to address them.

AMERICAN OVERSIGHT

NV-DA-20-0615-A-005987

Healthcare Provider Markets

Certificate of Need (CON) Requirements

State "certificate-of-need" ("CON") laws require healthcare providers to obtain permission from a state (or state-authorized) agency to construct new healthcare facilities, expand existing ones, or offer certain healthcare services.[165] States initially adopted CON laws to further laudable policy goals, including cost control and access to care. The evidence to date, however, suggests that CON laws are frequently costly barriers to entry for healthcare providers rather than successful tools for controlling costs or improving healthcare quality. Based on that evidence and their enforcement experience, the two federal antitrust agencies–the FTC and the Antitrust Division of the Justice Department—have long suggested that states should repeal or retrench their CON laws.[166]

Most states adopted CON programs in response to a since-repealed federal mandate, the National Health Planning and Resources Development Act of 1974,[167] which offered the states powerful incentives to adopt CON programs.[168] CON programs were supposed to control healthcare costs and mitigate incentives for an arms race in healthcare spending fostered by cost-based healthcare reimbursement systems.[169] Although both public and commercial reimbursement systems have changed significantly over time, many states have maintained substantial CON requirements. Congress repealed the 1974 Development Act in 1986, and a number of states have since repealed or revised their CON laws.[170]

---

[165] Federal Trade Commission and U.S. Department of Justice. Improving Health Care: A Dose of Competition. July 2004, ch. 8, at 1-6. http://www.ftc.gov/reports/healthcare/040723healthcarerpt.pdf. Accessed August 23, 2018.

[166] *See, e.g., Joint Statement of the Fed. Trade Comm'n and the Antitrust Div. of the U.S. Dep't Justice Regarding Certificate-of-Need (CON) Laws* and Alaska Senate Bill 62, Which Would Repeal Alaska's CON Program (2017). https://www.ftc.gov/policy/advocacy/advocacy-filings/2017/04/joint-statement-federal-trade-commission-antitrust-division. Accessed August 23, 2018; *Joint Statement of the Federal Trade Commission and the Antitrust Division of the U.S. Department of Justice on Certificate-of-Need Laws* and South Carolina House Bill 3250 (2016). https://www.justice.gov/atr/file/812606/download. Accessed August 23, 2018. For selected FTC and Division comments regarding state CON laws from 2008 -2016, see *Joint Statement of the Fed. Trade Comm'n and the Antitrust Div. of the U.S. Dep't Justice Regarding Certificate-of-Need (CON) Laws and Alaska Senate Bill 62, Which Would Repeal Alaska's CON Program* (2017). https://www.ftc.gov/policy/advocacy/advocacy-filings/2017/04/joint-statement-federal-trade-commission-antitrust-division. Accessed August 23, 2018.

[167] Pub. L. 93-641, 88 Stat. 2225 (1975) (codified at 42 U.S.C. §§ 300k-300n-5), *repealed*, Pub. L. 99-660, § 701, 100 Stat. 3799 (1986).

[168] See Miles JJ. *Health Care and Antitrust Laws: Principles and Practice*. Vol. 2. N.p.:Thomson Reuters; 2003: §16:1, at 16-2.

[169] See Federal Trade Commission and U.S. Department of Justice. Improving Health Care: A Dose of Competition. July 2004, ch. 8, at 2. >http://www.ftc.gov/reports/healthcare/040723healthcarerpt.pdf<. Accessed August 23, 2018; CHRISTINE L. WHITE ET AL., ANTITRUST AND HEALTHCARE: A COMPREHENSIVE GUIDE 527 (2013).

[170] Regarding changes since 2011, see Koopman C, Philpot A. The state of certificate-of-need laws in 2016. Mercatus Center, George Mason Univ. September 27, 2016. https://www.mercatus.org/publications/state-certificate-need-laws-2016. Accessed August 23, 2018; *cf.* CON – Certificate of Need State Laws. National Conference of State Legislatures, August 17, 2018, http://www.ncsl.org/research/health/con-certificate-of-need-state-laws.aspx. Accessed September 26, 2018 (providing a table an interactive map representing some of the variation in state CON laws.).

AMERICAN OVERSIGHT

Fifteen states have eliminated their CON requirements altogether.[171] Although most other states maintain CON programs,[172] some remaining CON laws address only specific types of healthcare facilities (such as hospitals or nursing homes),[173] exempt certain types of healthcare facilities,[174] or apply only to facilities of a certain size.[175] Some CON laws are subject to sunset provisions.[176]

CON proponents continue to raise cost control as a justification for CON programs; they also argue that CON laws improve the quality of healthcare services and assure access to healthcare services by disadvantaged citizens. However, available evidence suggests that CON laws have failed to produce cost savings, higher quality healthcare, or greater access to care, whether in underserved communities or in underserved areas.

CON Laws Impose Costs, Including Loss of Beneficial Competition

Empirical evidence on competition in healthcare markets generally demonstrates that consumers benefit from lower prices when provider markets are more competitive.[177] Scrutiny of hospital mergers by the FTC and the Antitrust Division has been particularly useful in understanding concentrated provider markets, and retrospective studies of the effects of provider consolidation by agency staff and independent scholars suggest that

---

[171] Koopman C, Philpot A. The state of certificate-of-need laws in 2016. Mercatus Center, George Mason Univ. September 27, 2016. https://www.mercatus.org/publications/state-certificate-need-laws-2016. Accessed August 23, 2018. New Hampshire is the state that most recently rescinded its CON requirements, with the enactment of NH SB481on June 6, 2016, effective July 1, 2016/ https://legiscan.com/NH/bill/SB481/2016. Accessed August 25, 2018.

[172] Koopman C, Philpot A. The state of certificate-of-need laws in 2016. Mercatus Center, George Mason Univ. September 27, 2016. https://www.mercatus.org/publications/state-certificate-need-laws-2016. Accessed August 23, 2018; Miles JJ. *Health Care and Antitrust Laws: Principles and Practice*. Vol. 2. N.p.:Thomson Reuters; 2003: §16:2, at 16-9.

[173] Compare, e.g., OHIO ADMIN. CODE ANN. 3701-12-23, 23.2 (regarding certain activities by "long-term care" facilities in Ohio) with OR. REV. STAT. § 442.315(1) (2017) (regarding "any new hospital or new skilled nursing or intermediate care service or facility" in Oregon, subject to certain exclusions).

[174] For example, Connecticut generally requires a CON for establishment or acquisition of new healthcare facilities, Conn. Gen. Stat. § 19a-638(a), but exempts, e.g., residential care homes, nursing homes and rest homes, *ibid.* at § 19a-638(b)(4), outpatient chronic dialysis services, *id.* at § 19a-638(b)(9), and transplant services, *ibid.* at § 19a-638(b)(10), among others. *See* Conn. Gen. Stat. § 19a-638(b)(1)-(22) (exemptions).

[175] For example, Delaware requires a CON for a new facility, but only for capital expenditures by existing facilities in excess of $5.8 million (or a higher amount based on inflation). See 16 Del. C. § 9304.

[176] For example, provisions of the Delaware Code requiring review, 16 Del. C. § 9304., are "[e]ffective until Dec. 31, 2020."

[177] See, e.g., Gaynor M, Town R. The impact of hospital consolidation—update. Robert Wood Johnson Foundation, The Synthesis Project. Policy Brief No. 9. June 2012. http://www.rwjf.org/content/dam/farm/reports/issue_briefs/2012/rwjf73261. Accessed August 21, 2018 (synthesizing research on the impact of hospital mergers on prices, cost, and quality and finding that hospital consolidation generally results in higher prices, hospital competition improves quality of care, and physician-hospital consolidation has not led to either improved quality or reduced costs); Gaynor M, Town RJ. Competition in healthcare markets. In *Handbook of Health Economics.* Vol 2, 1st ed. Waltham, MA: North Holland; 2012:499, 637 (2012). Gaynor M, Ho K, Town R. The industrial organization of health-care markets. 53 J *Econ Lit*. 2015;53(2):235, 294, (201u5). https://www.researchgate.net/publication/278676719_The_Industrial_Organization_of_Health-Care_Markets. Accessed August 21, 2018 (critical review of empirical and theoretical literature regarding markets in healthcare services and insurance).

AMERICAN OVERSIGHT

"increases in hospital market concentration lead to increases in the price of hospital care."[178]

FTC and Antitrust Division staff have examined the competitive impact of CON laws for several decades. For example, staff from the FTC's Bureau of Economics conducted several studies of CON laws in the late 1980s, both before and after repeal of the federal law that had encouraged their adoption.[179] In addition, the agencies jointly conducted 27 days of hearings on healthcare competition matters in 2003, receiving testimony about CON laws and market entry, hospital provider concentration, and other pertinent aspects of healthcare competition;[180] they jointly released a substantial report on healthcare competition issues, including those related to CON laws, in 2004.[181] Finally, through their competition advocacy programs, the Agencies have reviewed numerous state CON laws and encouraged states to consider the competitive impact of those laws.[182]

---

[178] Gaynor M, Town R. The impact of hospital consolidation—update. Robert Wood Johnson Foundation, The Synthesis Project. Policy Brief No. 9. June 2012, at 1. http://www.rwjf.org/content/dam/farm/reports/issue_briefs/2012/rwjf73261. Accessed August 21, 2018 (citing, e.g., Haas-Wilson D, Garmon C. *Hospital mergers and competitive effects: two retrospective analyses*. *Int J Econ Bus*. 2011:17, 30 (post-merger review of agency methods applied to two hospital mergers; data "strongly suggests" that large price increases in challenged merger be attributed to increased market power and bargaining leverage); Dafny L. Estimation and identification of merger effects: an application to hospital mergers. *J Law Econ*. 2009;52(3):523, 544 ("[H]ospitals increase price by roughly 40 percent following the merger of nearby rivals"); Capps C, Dranove D, Hospital consolidation and negotiated PPO Prices. *Health Aff*. 2004 Mar-Apr;23:175, 179 ("Overall, our results do not support the argument that efficiencies from consolidations among competing hospitals lead to lower prices. Instead, they are broadly consistent with the opposing view that consolidations among competing hospitals lead to higher prices."); see also, e.g., Farrell J, Pautler P, Vita M. Economics at the FTC: retrospective merger analysis with a focus on hospitals. *Ref Indus Org* 2009;35(4):369 (Mergers between not-for-profit hospitals can result in substantial anti-competitive price increases).

[179] Sherman D. The effect of state certificate-of-need laws on hospital costs: an economic policy analysis. Federal Trade Commission. January 1988. https://www.ftc.gov/reports/effect-state-certificate-need-laws-hospital-costs-economic-policy-analysis. Accessed August 23, 2018 (concluding, after empirical study of CON programs' effects on hospital costs using 1983-84 data on 3,708 hospitals, that strong CON programs do not lead to lower costs but may actually increase costs); Noether M. Competition among hospitals. Federal Trade Commission. May 1987. https://www.ftc.gov/reports/competition-among-hospitals-0. Accessed August 23, 2018 (empirical study concluding that CON regulation led to higher prices and expenditures); Anderson KB, Kass DI. Certificate of need regulation of entry into home healthcare: a multi-product cost function analysis. Federal Trade Commission. January 1986.

[180] *Health Care and Competition Law and Policy Hearings*. Federal Trade Commission. https://www.ftc.gov/news-events/events-calendar/2003/02/health-care-competition-law-policy-hearings. Accessed Dec. 2, 2015.

[181] Federal Trade Commission and the U.S. Department of Justice. *Improving Health Care: A Dose of Competition*. July 2004, ch. 8, at 1-6. http://www.ftc.gov/reports/healthcare/040723healthcarerpt.pdf. Accessed August 23, 2018.

[182] See, e.g., *Joint Statement of the Federal Trade Commission and the Antitrust Division of the U.S. Department of Justice to the Virginia Certificate of Public Need Work Group*. October 26, 2015. https://www.ftc.gov/system/files/documents/advocacy_documents/joint-statement-federal-trade-commission-antitrust-division-u.s.department-justice-virginia-certificate-public-need-work-group/151026ftc-dojstmtva_copn-1.pdf. Accessed August 23, 2018; Letter from Marina Lao, Director, Office of Policy Planning, Federal Trade Commission, et al., to The Honorable Marilyn W. Avila, N.C. House of Representatives. July 10, 2015. https://www.ftc.gov/system/files/documents/advocacy_documents/ftc-staff-comment-concurring-comment-commissioner-wright-regarding-north-carolina-house-bill-200/150113ncconadv.pdf. Accessed August 23, 2018; *Prepared Statement of the Federal Trade Commission Before the Florida State Senate*. April 2, 2008. https://www.ftc.gov/sites/default/files/documents/advocacy_documents/ftc-prepared-statement-florida-senate-

AMERICAN OVERSIGHT

The best empirical evidence suggests that greater competition incentivizes providers to become more efficient. Recent work shows that hospitals faced with a more competitive environment have better management practices.[183] Consistent with this is evidence suggesting that repealing or narrowing CON laws can reduce the per-patient cost of healthcare.[184] Studies have found no empirical evidence that CON laws have restricted "over-investment."[185] However, CON laws can restrict investments that would benefit consumers and lower costs in the long term and are likely to increase, rather than constrain, healthcare costs. This is because CON regimes impose the legal and regulatory costs of preparing an application, then seeing that application through an often-lengthy approval process and potential third-party challenges.[186] As a result, healthcare providers must spend resources on administrative processes rather than on constructing healthcare facilities or

---

concerning-florida-certificate-need-laws/v080009florida.pdf. Accessed August 23, 2018; *Statement of the Antitrust Division, U.S. Department of Justice, Before the Florida Senate Committee on Health & Human Services*. March 25, 2008. http://www.justice.gov/atr/comments-competition-healthcare-and-certificates-need. Accessed August 23, 2018; *Joint Statement of the Fed. Trade Comm'n and the Antitrust Div. of the U.S. Dep't Justice Regarding Certificate-of-Need (CON) Laws and Alaska Senate Bill 62, Which Would Repeal Alaska's CON Program* (2017) https://www.ftc.gov/policy/advocacy/advocacy-filings/2017/04/joint-statement-federal-trade-commission-antitrust-division. Accessed August 23, 2018; S*tatement of the Antitrust Division, U.S. Department of Justice, Before a Joint Session of the Health & Human Services Committee of the State Senate and the CON Special Committee of the State House of Representatives of the General Assembly of the State of Georgia*. February 23, 2007. *http://www.justice.gov/atr/competition-healthcare-and-certificates-need*. Accessed August 23, 2018.

[183] See, e.g., Bloom N, Propper C, Seiler S, Van Reenen JV. The impact of competition on management quality: evidence from public hospitals. *Rev Econ. Studies*. 2015 Apr 1;82(2):457, 457. ("We find that higher competition results in higher management quality.")

[184] Vivian Ho & Meei-Hsiang Ku-Goto, State Deregulation and Medicare Costs for Acute Cardiac Care, 70 MED. CARE RES. & REV. 185, 202 (2012) (finding an association between the lifting of CON laws and a reduction in mean patient costs for coronary artery bypass graft surgery, and finding that these cost savings slightly exceed the fixed costs of new entrants); Patrick A. Rivers et al., The Effects of Certificate of Need Regulation on Hospital Costs, 36 J. HEALTH CARE FIN. 1, 11 (2010) (finding a positive relationship between the stringency of CON laws and healthcare costs per adjusted admission and concluding that the "results, as well as those of several previous studies, indicate that [CON] programs do not only fail to contain [hospital costs], but may actually increase costs as well" (emphasis in original)). While other studies evaluate the impact of repealing CON laws (with varying results), many of these studies are less persuasive because they do not account for preexisting cost differences between the states. Compare Michael D. Rosko & Ryan L. Mutter, The Association of Hospital Cost-Inefficiency with Certificate-of-Need Regulation, 71 MED. CARE RES. & REV. 1, 15 (2014) (finding "a plausible association between CON regulation and greater hospital cost-efficiency"), with Gerald Granderson, The Impacts of Hospital Alliance Membership, Alliance Size, and Repealing Certificate of Need Regulation on Cost Efficiency of Non-profit Hospitals, 32 MANAGE. DECIS. ECON. 159, 167-68 (2011) ("[R]epealing state CON programs contributed to an improvement in hospital cost efficiency.").

[185] Some papers find that CON laws are associated with lower utilization of hospital beds. These studies, however, do not address the critical question of whether the lower bed utilization in states with CON laws is a result of preventing over-investment or restricting beneficial investment. See, e.g., Delamater PL, Messina JP, Grady SC, WinklerPrins V, Shortridge AM. Do more hospital beds lead to higher hospitalization rates? A spatial examination of Roemer's Law. *PLOS ONE*. 2013;8:13-14 (finding "a positive, significant association between hospital bed availability and hospital utilization rates"); Hellinger FJ. The effect of certificate-of-need laws on hospitals beds and healthcare expenditures: an empirical analysis. *Am J Man Car*e. 2009;15:737 (finding that CON laws "have reduced the number of hospital beds by about 10%").

[186] See, e.g., *Joint Statement of the Federal Trade Commission and the Antitrust Division of the U.S. Department of Justice on Certificate-of-Need Laws and South Carolina House Bill 3250* (2016), at text accompanying notes 14-25 (detailing lengthy application, hearing, and appeal process in South Carolina). https://www.justice.gov/atr/file/812606/download. Accessed August 23, 2018.

AMERICAN OVERSIGHT

delivering healthcare services. In addition, those regulatory costs can be a barrier to entry, discouraging some would-be providers from entering certain healthcare markets, and discouraging some incumbent providers from expanding or innovating in ways that would make business sense but for the costs of the CON system. Even for providers willing to bear those regulatory costs, CON requirements may be hard barriers to entry if their applications are denied. Hence, CON laws can diminish the supply of healthcare facilities and services while exacerbating concentration in provider markets.

CON Laws Have Not Improved Healthcare Quality or Access

CON proponents have argued that CON laws support policy goals relating to healthcare quality and access. However, CON laws would be an indirect—and likely inefficient—way to achieve these goals. Moreover, the evidence suggests CON laws are ineffective. There is no compelling evidence suggesting that CON laws improve quality or access, inefficiently or otherwise.

Quality-based arguments on behalf of CON laws typically refer to evidence on volume/outcome relationships (i.e., the extent to which quality of care is related to how often a particular healthcare institution or provider performs a given procedure), rather than direct evidence of CON laws' impact on care quality. Even this volume/outcome evidence is mixed. Pronounced effects may be limited to certain relatively complicated procedures;[187] and even there, where certain studies have shown a volume/outcome relationship (e.g., coronary artery bypass graft surgery[188]), evidence suggests that volume effects may not offset CON laws' larger negative impact on quality.[189] Studies that directly analyze the impact of changes in CON laws on health outcomes provide a more complete picture; the weight of that research has found that repealing or narrowing CON laws is generally unlikely to lower quality of care, and may improve the quality of certain types of care.[190] Moreover, CON programs can tend to foster or sustain undue provider

---

[187] See Halm EA, Lee C, Chassin MR. Is volume related to outcome in health care? A systematic review and methodological critique of the literature. *Ann Intern Med*. 2002 Sep 17;137(6):511, 514. ("We found the most consistent and striking differences in mortality rates between high- and low-volume providers for several high-risk procedures and conditions, including pancreatic cancer, esophageal cancer, abdominal aortic aneurysms, pediatric cardiac problems, and treatment of AIDS. The magnitude of volume-outcome relationships for more common procedures, such as [coronary artery bypass graft surgery], coronary angioplasty, and carotid endarterectomy, for which selective referral and regionalization policies have been proposed, was much more modest.")

[188] *See* Gaynor M, Seider H, Vogt WB. The volume-outcome effect, scale economies, and learning-by-doing. *Am Econ Rev*. 2005;95(2):243, 244.

[189] See, e.g., Ho V, Ku-Goto M, Jollis JG. Certificate of need (CON) for cardiac care: controversy over the contributions of CON. *Health Serv Res*. 2009 Apr;44(2 Pt 1):483, 483 (2009) ("States that dropped CON experienced lower [coronary artery bypass graft surgery] mortality rates relative to states that kept CON, although the differential is not permanent.")

[190] See Li S, Dor A. How do hospitals respond to market entry? Evidence from a deregulated market for cardiac revascularization. *Health Econ*. 2015;24:990, 1006 (finding that repeal of Pennsylvania's CON program improved "the match between underlying medical risk and treatment intensity"); Ho V, Ku-Goto M. State deregulation and Medicare costs for acute cardiac care. *Med Care Res Rev*. 2012;70:199 (finding association between lifting of CON laws and shorter lengths of stay and fewer strokes during admission for coronary artery bypass patients, finding no significant

AMERICAN OVERSIGHT

concentration; and additional empirical evidence suggests that, "[a]t least for some procedures, hospital concentration reduces quality."[191]

Evidence also fails to support the claim that CON programs would increase access to care for the indigent, or in medically underserved areas. The general argument has been that CON laws, by limiting competition, allow incumbent healthcare providers to earn greater profits—by charging higher prices and preserving their volume of lucrative procedures—than they would earn in a competitive environment. It is posited that those extra profits will be used to cross-subsidize care for the underserved. There are inherent weaknesses in this supposition. First, the charity-care rationale is at odds with the cost-control rationale. The notion that CON-protected incumbents would use their market power and profits to cross-subsidize charity care presumes that those providers will charge supra-competitive prices for non-charity care. Such supra-competitive pricing might harm many healthcare consumers, including low-income or under-insured patients who are ineligible for charity care. Second, because CON programs impede entry, expansion, and innovation, they can impede access to care for all patients, including low-income patients. Finally, the evidence does not show that CON laws promote charity care. Research suggests that safety-net hospitals are no stronger financially in CON states than in non-CON states.[192] There is also empirical evidence contradicting the notion that dominant providers use their market power to cross-subsidize charity care, including an empirical study of the relationship between competition and charity care that found a "complete lack of support for the 'cross-subsidization hypothesis.'"[193]

CON Laws Can Foster Competition Problems Missed By Benefit/Cost Analysis

Not only may CON laws impose costly barriers to provider entry, but by interfering with market forces that normally determine the supply of facilities and services, they can

---

association between lifting CON laws and three other complications during admission for coronary artery bypass graft patients, and finding no significant associations between lifting of CON laws and length of stay or need for coronary artery bypass graft surgery for percutaneous coronary intervention patients); Cutler DM, Huckman RS, Kolstad JT. Input constraints and the efficiency of entry: lesson from cardiac surgery. *Am Econ J.: Econ Policy* 2010;2(1):51, 52 (finding that new entry after repeal of Pennsylvania's CON program "had a salutary effect on the market for cardiac surgery by directing more volume to better doctors and increasing access to treatment").

[191] Gaynor M, Town R. The impact of hospital consolidation—update. Robert Wood Johnson Foundation, The Synthesis Project. Policy Brief No. 9. June 2012, at 3. http://www.rwjf.org/content/dam/farm/reports/issue_briefs/2012/rwjf73261. Accessed August 21, 2018; *see also* Romano P, Balan DJ. A retrospective analysis of the clinical quality effects of the acquisition of Highland Park Hospital by Evanston Northwestern Health care. *Int J Econ Bus*. 2011;18:45, 64 (2011).

[192] Cutler DM, Huckman RS, Kolstad JT. Input constraints and the efficiency of entry: lesson from cardiac surgery. *Am Econ J.: Econ Policy* 2010;2(1):63 (finding that, following repeal of Pennsylvania's CON program, incumbent hospitals "were not put in a precarious position by the elimination of CON"); The Lewin Group. An evaluation of Illinois' Certificate of Need Program: prepared for the State of Illinois Commission on Government Forecasting and Accountability. 2007 Feb 15;ii:27-28. http://cgfa.ilga.gov/Upload/LewinGroupEvalCertOfNeed.pdf. Accessed August 23, 2018. ("Through our research and analysis we could find no evidence that safety-net hospitals are financially stronger in CON states than other states.")

[193] Garmon C. Hospital competition and charity care. *Forum Health Econ Policy*. 2009;12:1, 13.

AMERICAN OVERSIGHT

suppress supply, misallocate resources, and shield incumbent healthcare providers from competition from new entrants.[194] In addition, incumbent firms may use CON laws to thwart or delay entry or expansion by new or existing competitors.[195] CON programs have also facilitated anti-competitive agreements among competitors. For example, in 2006, a hospital in Charleston, West Virginia, used the threat of objection during the CON process to keep a potentially competitive hospital from expanding.[196]

Finally, as illustrated by the FTC's experience in the *Phoebe Putney* case, CON laws can entrench anti-competitive mergers by limiting the government's ability to implement effective structural remedies to consummated transactions. *Phoebe Putney* involved a challenge to the merger of two hospitals in Albany, Georgia.[197] Seeking a preliminary injunction in federal court, the FTC alleged that the merger would create a monopoly of inpatient general acute care hospital services sold to commercial health plans in Albany and surrounding areas. The district court dismissed the suit, finding that the merger was protected from antitrust scrutiny by the "state action doctrine."[198] The United States Court of Appeals for the Eleventh Circuit affirmed the district court's dismissal on state action grounds, although finding that "the joint operation of [the two hospitals] would substantially lessen competition or tend to create, if not create, a monopoly."[199] The Supreme Court reversed this decision, unanimously holding that "state action immunity" did not apply.[200] However, the merging parties already had consummated the transaction while appeals were pending, and Georgia's CON regime precluded structural relief for the anticompetitive merger.[201] As the Commission explained, "[W]hile [divestiture] would

---

[194] See Federal Trade Commission and U.S. Department of Justice. *Improving Health Care: A Dose of Competition*. July 2004, ch. 8, at 4. http://www.ftc.gov/reports/health care/040723health carerpt.pdf. Accessed August 23, 2018 (discussing examples of how CON programs limited access to new cancer treatments and shielded incumbents from competition from innovative newcomers).

[195] See, e.g., *Joint Statement of the Federal Trade Commission and the Antitrust Div. of the U.S. Department of Justice Regarding Certificate-of-Need (CON) Laws and Alaska Senate Bill 62, Which Would Repeal Alaska's CON Program*, 6-7 (2017). https://www.ftc.gov/policy/advocacy/advocacy-filings/2017/04/joint-statement-federal-trade-commission-antitrust-division. Accessed August 23, 2018.

[196] *United States v. Charleston Area Med. Ctr., Inc.*, No. 2:06-0091 (S.D. W.Va. 2006). In a separate but similar case, informal suggestions by state CON officials led closely competing West Virginia hospitals to agree that one hospital would seek a CON for open heart surgery and the other for cancer treatment. *United States v. Bluefield Reg'l Med. Ctr., Inc.*, No. 1:05-0234 (S.D. W.Va. 2005). While the Division secured consent decrees prohibiting these agreements between competitors to allocate services and territories, such conduct indicates that CON laws can provide the opportunity for anti-competitive agreements. See, e.g., U.S. Department of Justice, Department of Justice Statement on the Closing of the Vermont Home Health Investigation. Press Release. November 23, 2005. http://www.justice.gov/archive/opa/pr/2005/November/05_at_629.html. Accessed August 23, 2018.

[197] See generally *In the Matter of Phoebe Putney Health Sys., Inc.*, Dkt. No. 9348 (March 31, 2015). https://www.ftc.gov/enforcement/cases-proceedings/111-0067/phoebe-putney-health-system-inc-phoebe-putney-memorial. Accessed August 23, 2018.

[198] FTC v. Phoebe Putney Health Sys., 793 F. Supp. 2d 1356, 1361-1362 (M.D. Ga. 2011).

[199] *FTC v. Phoebe Putney Health Sys.*, 663 F.3d 1369 (11th Cir. 2011).

[200] *FTC v. Phoebe Putney Health Sys.*, 133 S. Ct. 1003, 1007 (2013).

[201] The Eleventh Circuit had dissolved the stay that had prevented the parties from consummating the merger. With the stay dissolved, the parties had consummated their merger before the Supreme Court resolved the state-action question. *FTC v. Phoebe Putney Health Sys. Inc.*, 133 S. Ct. at 1011.

AMERICAN OVERSIGHT

have been the most appropriate and effective remedy to restore the lost competition in Albany and the surrounding six-county area from this merger to monopoly, Georgia's [CON] laws and regulations unfortunately render a divestiture in this case virtually impossible."[202]

Certificates of Public Advantage

Certificate-of-public-advantage (COPA) regulations allow healthcare providers to enter into cooperative agreements that might otherwise be subject to antitrust scrutiny and can cover a wide range of provider collaboration and merger activity.[203] COPA schemes displace competition in favor of state regulatory oversight and may, under the state action doctrine, immunize provider activity for conduct that might otherwise violate federal antitrust laws.[204] Typically, states have the authority to approve COPA proposals if they determine that the likely benefits of the cooperative agreement outweigh any disadvantages attributable to a reduction in competition.[205] In practical terms, COPAs significantly limit the ability of antitrust enforcement agencies to challenge collaborations and mergers that create or enhance provider market power, and therefore are likely to harm consumers.[206]

---

[202] *Statement of the Federal Trade Commission*, at 1, *In the Matter of Phoebe Putney Health Sys., Inc.*, Dkt. No. 9348, (March 31, 2015):1. https://www.ftc.gov/system/files/documents/public_statements/634181/150331phoebeputneycommstmt.pdf. Accessed August 23, 2018.

[203] Several states have passed COPA statutes since the 1990s, and there appears to be a recent resurgence in the implementation of COPA regulations. The following hospital mergers have been permitted to proceed pursuant to COPA oversight: HealthSpan Hospital System (Minnesota, 1994); Mission Health System (North Carolina, 1995); Benefis Health System (Montana, 1996); Palmetto Health System (South Carolina, 1998); Cabell Huntington Hospital/St. Mary's Medical Center (West Virginia, 2016); and Mountain States Health Alliance/Wellmont Health System (Tennessee and Virginia, 2017). In addition, the Staten Island Performing Provider System in New York recently received a COPA for certain collaborative activities (2016). See COPA Application #COPA-SIPPS Staten Island PPS. New York Department of Health, Public Health and Health Planning Council. https://www.health.ny.gov/facilities/public_health_and_health_planning_council/meetings/2016-11-17/docs/copa-sipps_staten_island_pps.pdf. Accessed August 23, 2018.

[204] To obtain antitrust immunity for conduct that might otherwise violate the federal antitrust laws, the state action doctrine requires both a clear articulation of the state's intent to displace competition in favor of regulation and that the state provide active supervision over the regulatory scheme or body. *See N.C. State Bd. of Dental Exam'rs v. FTC*, 135 S. Ct. 1101, 1114 (2015); *FTC v. Phoebe Putney Health Sys., Inc.*, 133 S. Ct. 1003, 1013 (2013).

[205] Benefits typically considered by the states include cost efficiencies, quality improvements, population health improvements, preservation of hospital facilities and resources, and increased patient access to healthcare services. Disadvantages typically considered by the states include price increases, an inability of health plans to negotiate reasonable contract terms with providers, and reduced quality and access for healthcare services attributable to a reduction in competition.

[206] For example, the Federal Trade Commission recently dismissed an administrative complaint filed in the matter of Cabell Huntington Hospital's proposed acquisition of St. Mary's Medical Center, after the West Virginia state legislature passed a COPA statute intended to shield the transaction from an antitrust challenge, and the West Virginia Health Care Authority approved the hospitals' COPA application. See Statement of the Federal Trade Commission In the Matter of Cabell Huntington Hospital, Inc., Dkt. No. 9366 (Jul. 6, 2016). https://www.ftc.gov/system/files/documents/public_statements/969783/160706cabellcommstmt.pdf. Accessed September 26, 2018.

AMERICAN OVERSIGHT

NV-DA-20-0615-A-005995

Moreover, COPA review and oversight frequently are subject to the influence of special interests through state political processes.

As a condition for COPA approval, states often impose terms and conditions on the COPA recipient intended to mitigate the potential for anti-competitive harms. Such regimes may include rate regulation, prohibitions on certain contracting practices, and commitments to improve quality or return cost savings to the local community. These types of regulatory conditions are often difficult to implement and monitor and may not accomplish intended goals. In addition, some states that have approved COPA schemes have later repealed or revised the COPA statutes allowing them, effectively terminating the state regulatory oversight that was supposed to constrain the exercise of market power and potentially empowering an unrestrained monopolist.[207] For these reasons, the FTC has raised concerns that COPAs may create or enhance provider market power without offering sufficient mechanisms for mitigating potential harms to competition and consumers.[208]

As discussed in Section 1, compelling empirical research suggests that market-based competition among healthcare providers yields positive results for consumers such as reduced prices and improved quality of care. Conversely, there is limited empirical research regarding the impact of COPA regulations. For this reason, FTC staff are currently

---

[207] In 2015, the North Carolina legislature repealed the state's COPA statute, leaving no effective constraint on Mission Health System, which had operated under a COPA since 1995. See S.B. 698, Gen. Assemb., 2015-16 Session, Session Law 2015-288 (N.C. 2015), http://www.ncleg.net/Sessions/2015/Bills/Senate/PDF/S698v5.pdf. Accessed August 23, 2018 (ratified by General Assembly Sept. 29, 2015; signed into law by Governor Oct. 29, 2015, repealing Article 9A of Chapter 131E of the NC General Statutes, relating to Certificate of Public Advantage, effective Jan. 1, 2018); H.B. 1030, Gen. Assemb., 2015-2016 Session, Session Law 2016-94, at 93 (N.C. 2016), http://www.ncga.state.nc.us/Sessions/2015/Bills/House/PDF/H1030v8.pdf. Accessed August 23, 2018. (revising the effective date of repeal from January 1, 2018 to September 30, 2016). In 2007, the Montana state legislature revised the state's COPA statute to limit the duration of COPAs to ten years, effectively terminating the COPA that Benefis Health System had operated under since 1996. See Mont. Code Ann. § 50-4-603(5) (amended 2007). http://leg.mt.gov/bills/mca/50/4/50-4-603.htm. Accessed August 23, 2018 (limiting the duration of a COPA to no more than 10 years from the date of issuance).

[208] See, e.g., FTC staff submissions regarding the proposed merger and COPA applications of Mountain States Health Alliance and Wellmont Health System. https://www.ftc.gov/enforcement/cases-proceedings/151-0115/wellmont-healthmountain-states-health. Accessed August 23, 2018; Submission of Amerigroup Tennessee Inc. to the Tennessee Department of Health on the review of the application for a Certificate of Public Advantage from Wellmont Health System and Mountain States Health Alliance (Nov. 18, 2016). November 18, 2016. https://www.tn.gov/content/dam/tn/health/documents/COPA_AmeriGroup_Submission_to_Tennessee_DOH_with_Exhibits_11.18.16.pdf. Accessed August 23, 2018; Written Comments of America's Health Insurance plans submitted to the Tennessee Department of Health – COPA Index Advisory Group. April19, 2016. https://www.tn.gov/content/dam/tn/health/documents/AHIP_COPA_Comments_041819.pdf. Accessed August 23, 2018; Letter submitted by professors and academic economists to the Tennessee Department of Health. November 21, 2016. https://www.tn.gov/content/dam/tn/health/documents/Comment_on_Wellmont-MSHA_COPA_Application_by_Professors_and_Academic_Eco.pdf. Accessed August 23, 2018; Public comments submitted to the Virginia Department of Health regarding the cooperative agreement application of Mountain States Health Alliance and Wellmont Health System. http://www.vdh.virginia.gov/licensure-and-certification/cooperative-agreement/public-comment/. Accessed August 23, 2018.

AMERICAN OVERSIGHT

NV-DA-20-0615-A-005996

assessing the potential benefits and disadvantages of COPAs and recently issued a notice requesting empirical research and public comments on these issues.[209]

The antitrust laws are intended to achieve the goals of reduced prices, improved quality, and greater innovation and access for healthcare services and not prevent procompetitive provider collaborations that would generate efficiencies and benefit consumers.[210] COPAs that immunize otherwise anti-competitive collaborations and mergers from antitrust scrutiny pose a substantial risk of consumer harm.

Recommendations: Repeal or Scale Back CON and COPA Requirements

- States should consider repeal of Certificate of Need (CON) statutes or, at a minimum, significantly scale back the scope of their CON regimes, for example by ensuring that competitors of CON applicants cannot weigh in on these applications.
- The FTC and its staff should make appropriate policy recommendations after completing ongoing research on the benefits and disadvantages of CON and COPA statutes and regimes.
- States should discontinue the use of COPAs to shield anti-competitive provider collaborations and mergers from antitrust scrutiny in the absence of any clear evidence that these regulatory schemes produce better results than market-based competition.

Nonprofit Exemption from Federal Trade Commission Jurisdiction

Currently, the FTC Act limits the FTC's jurisdiction over nonprofits. The FTC Act applies to "persons, partnerships, or corporations,"[211] and the act defines "corporation" as an entity that "is organized to carry on business for its own profit or that of its members."[212] In healthcare provider markets, where the FTC has particular expertise, the inability to regulate conduct by various nonprofit entities has prevented the agency from taking action

---

[209] See FTC staff notice of COPA assessment: request for empirical research and public comments. November 1, 2017. https://www.ftc.gov/system/files/attachments/press-releases/ftc-staff-seeks-empirical-research-public-comments-regarding-impact-certificates-public-advantage/p181200_copa_assessment_comment_notice_11-1-17.pdf. Accessed August 23, 2018.

[210] See, e.g., *FTC Staff Comment to New York State Department of Health, Concerning Certificate of Public Advantage Applications, Intended to Exempt Performing Provider Systems from the Antitrust Laws* (April 22, 2015), at 3. https://www.ftc.gov/system/files/documents/advocacy_documents/ftc-staff-comment-center-health-care-policy-resource-development-office-primary-care-health-systems/150422newyorkhealth.pdf. Accessed August 23, 2018. ("The antitrust laws already recognize, and, indeed, have long stood for the proposition that competitor collaborations can be procompetitive. As explained in numerous sources of guidance issued by the federal antitrust agencies, this position extends to collaborations among competing healthcare providers.")

[211] 15 U.S.C. § 45(a)(2).

[212] 15 U.S.C. § 44.

AMERICAN OVERSIGHT

against potentially anti-competitive behavior of nonprofits engaged in business.[213] Economic research suggests that antitrust law and policy could yield significant efficiency gains for nonprofit firms; therefore, the promotion of competition for both nonprofit and for-profit organizations would yield significant social value.[214] The FTC has jurisdiction over nonprofit entities for purposes of the Clayton Act, most notably Section 7, which prohibits mergers or acquisitions where "the effect of such acquisition may be substantially to lessen competition, or to tend to create a monopoly."[215] The FTC has accordingly challenged a number of healthcare mergers involving a nonprofit entity,[216] and courts generally recognize that the nonprofit status of a healthcare provider does not mitigate the potential for anti-competitive harm arising from the merger.[217]

Nonetheless, the jurisdictional limitation contained in the FTC Act creates an arbitrary and inefficient burden on the FTC's ability to enforce the antitrust laws to prevent anti-competitive conduct by certain nonprofit entities. For example, nonprofit healthcare entities may structure an affiliation that has the economic effect of a merger but is technically an agreement between competitors—thus subject to Section one of the Sherman Act rather than a merger subject to the Clayton Act. Similarly, while investigating a merger involving nonprofit healthcare providers, FTC staff may discover an anti-competitive agreement subject to the Sherman Act. In both instances, because the FTC's ability to enforce the Sherman Act through the FTC Act is limited to for-profit corporations, the FTC would have to refer these cases to the Antitrust Division at Justice, which has direct authority to enforce the Sherman Act without the limitations related to nonprofit

---

[213] For example, the Commission generally cannot challenge anti-competitive conduct, such as collusive behavior, by nonprofit hospitals. In three past enforcement actions, the Commission alleged that groups of physicians and hospitals had participated in unlawful price-fixing arrangements but was able to sue only the physicians and a for-profit hospital. See Piedmont Health Alliance.138 F.T.C. 675 (2004) (consent order), https://www.ftc.gov/enforcement/cases-proceedings/0210119i/piedmont-health-alliance-inc-et-al-matter. Accessed August 24, 2018; Tenet Healthcare Corp./Frye Regional Medical Center. 137 F.T.C. 219 (2004) (consent order). https://www.ftc.gov/enforcement/cases-proceedings/0210119h/tenet-healthcare-corporation-frye-regional-medical-center-inc. Accessed August 24, 2018; Maine Health Alliance, 136 F.T.C. 616 (2003) (consent order). https://www.ftc.gov/enforcement/cases-proceedings/0210017/maine-health-alliance-william-r-diggins-matter. Accessed August 24, 2018.

[214] Philipson TJ, Posner RA. Antitrust in the not-for-profit sector. *J Law Econ*. 2009 Feb;52(1): 1-18.

[215] 15 U.S.C. § 18.

[216] See, e.g., *Fed. Trade Comm'n v. Sanford Health*, No. 1:17 CV-133 (N.D. 2017); *Fed. Trade Comm'n v. Penn State Hershey Med. Ctr.*, 838 F.3d 327 (3d Cir. 2016); *Fed. Trade Comm'n v. Advocate Health Care Network*, 841 F.3d 460 (7th Cir. 2016); *ProMedica Health Sys., Inc. v. FTC*, 749 F.3d 559 (6th Cir. 2014), cert. denied, 135 S. Ct. 2049 (2015); *St. Alphonsus Med. Ctr.-Nampa Inc. v. St. Luke's Health Sys.*, 778 F.3d 775 (9th Cir. 2015).

[217] See, e.g., *Fed. Trade Comm'n v. OSF Health Care Sys.*, 852 F. Supp. 2d 1069, 1081 (N.D. Ill. 2012) ("[T]he evidence in this case reflects that nonprofit hospitals do seek to maximize the reimbursement rates they receive."); *Fed. Trade Comm'n v. ProMedica*, No. 3:11 CV 47, 2011 WL 1219281, at *22 (N.D. Ohio Mar. 29, 2011) (finding that a nonprofit hospital entity "exercises its bargaining leverage to obtain the most favorable reimbursement rates possible from commercial health plans."); *United States v. Rockford Mem'l Corp.*, 898 F.2d 1278, 1284-87 (7th Cir. 1990) (rejecting the contention that nonprofit hospitals would not seek to maximize profits by exercising their market power); *Fed. Trade Comm'n v. Univ. Health, Inc.*, 938 F.2d 1206, 1213-14 (11th Cir. 1991) ("[T]he district court's assumption that University Health, as a nonprofit entity, would not act anticompetitively was improper."); *Hospital Corp. of America v. Fed. Trade Comm'n*, 807 F.2d 1381, 1390-91 (7th Cir. 1986) (rejecting the contention that nonprofit hospitals would not engage in anticompetitive behavior).

AMERICAN OVERSIGHT

entities.218 This referral process serves no public interest objective, but prevents the federal government from making the best use of the FTC's valuable institutional knowledge and experience. Removing the nonprofit limitation from the FTC Act would streamline the competition investigation and enforcement process.

Recommendations: Amend Federal Trade Commission (FTC) Jurisdiction Over Nonprofits

- Congress should amend the Federal Trade Commission Act to extend FTC's jurisdiction to nonprofit healthcare entities to prevent unfair methods of competition.

Employment Agreement Non-Compete Clauses

Non-compete clauses were first found to be anti-competitive in 1414.[219] Legal scholars suggest that the point of these clauses was "shoring up the crumbling values of the medieval economic system against enterprising master craftsmen," aka entrepreneurs. These clauses can have dramatic economic consequences: California's public policy against enforcement of non-compete clauses, for example, is credited with fostering Silicon's Valley's rapid growth and innovation, outpacing the rival high-tech district around Boston.[220]

In the healthcare industry, some hospitals and physician groups continue to use these restrictive covenants to limit providers from practicing, typically in a certain geographical area for a given period after the provider leaves employment of the contracting hospital or physician group.[221] A survey of physicians found that roughly 45 percent of physicians in group practices were bound by non-compete agreements.[222] The AMA suggests that these contracts may disrupt competition and the continuity of care, and could constrain a patient's choice of provider. However, recent empirical analysis found evidence consistent with these agreements being used to prevent patients from being poached by departing doctors.[223]

---

[218] 15 U.S.C. § 4. See *United States v. Charleston Area Med. Ctr. et al.*, No. 2-16-cv-03664 (stipulated final judgment Oct. 21, 2016), which describes a Herman Act case involving an illegal agreement between two nonprofit hospitals to allocate marketing territories.

[219] Minda G. The common law, labor and antitrust. *Berk J Employ Labor Law*. 1989 Dec;11(4):461-539. https://scholarship.law.berkeley.edu/cgi/viewcontent.cgi?referer=https://www.google.com/&httpsredir=1&article=1189&context=bjell. Accessed August 24, 2018.

[220] Gilson RJ. The legal infrastructure of high technology industrial districts: Silicon Valley, Route 128, and covenants not to compete. *NY Univ Law R*. 1999 Jun:74(3):575-629. https://law.stanford.edu/index.php?webauth-document=publication/256234/doc/slspublic/NYULawReview-74-3-Gilson.pdf. Accessed August 24, 2018.

[221] Goold SD. Report of the Council on Ethical and Judicial Affairs. CEJA Report 3-A-14. https://www.ama-assn.org/sites/default/files/media-browser/public/about-ama/councils/Council Reports/council-on-ethics-and-judicial-affairs/ceja-3a14.pdf. Accessed August 24, 2018.

[222] Lavetti K, Simon C, and White WD. The Impacts of Restricting Mobility of Skilled Service Workers: Evidence from Physicians. Forthcoming *Journal of Human Resources*. http://kurtlavetti.com/UIPNC_vf.pdf. Accessed November 27, 2018.

[223] *Ibid* at 41.

AMERICAN OVERSIGHT

At least one case has viewed a non-compete clause in the healthcare industry with skepticism. The Tennessee Supreme Court opined on a non-compete clause between a physician and a private medical practice that had employed him in the 2005 case Murfreesboro Medical Clinic (MMC) v. David Udom.[224] Here, the court ruled that certain provisions in non-compete clauses can be harmful to public policy and therefore unenforceable. The court indicated that the non-compete clause in question had been too broad and was not based on the extent to which MMC would compete with a provider (in this case, David Udom).

While there is not a large body of case law on non-compete clauses in the healthcare industry, cases in other industries also suggest that non-compete clauses that are unreasonable in scope and duration may not be enforceable. The enforceability of non-compete clauses, including those clauses and contractual provisions related to healthcare, is typically an issue of state law.

Legal experts have suggested that a non-compete clause may be defensible where it is reasonable in scope and duration and necessary to protect against a former employee who had access to trade secret information or closely-guarded customer relationships injuring a business by utilizing that information or those customer relationships upon leaving.[225,226] Employers that invest in substantial training for their provider employees might also seek to protect the investment that they make in their human capital. However, it is not clear that healthcare industry non-compete clauses are always proportionate to or even based on these concerns. In fact, other experts suggest that these clauses reduce bargaining power for employees because they reduce worker mobility.[227]

Various reports on non-compete clauses have also suggested that they are overly burdensome and restrictive on providers. Further scrutiny of these and other restrictive covenants is warranted, particularly where they impede patient access to care and limit the supply of providers. By suppressing competition, these clauses may inflate healthcare prices, elevating patient and federal spending on healthcare goods and services.

---

[224] *Murfreesboro Medical Clinic, P.A., v. David Udom*, S.C.T. M2003-00313-SC-CV (June 29, 2005). https://caselaw.findlaw.com/tn-supreme-court/1058188.html. Accessed August 24, 2018.

[225] *McRand, Inc. v. Van Beelen*, 138 Ill. App.3d 1045 (1985). https://www.leagle.com/decision/19851183138illapp3d104511046. Accessed August 24, 2018.

[226] Horton RW. Restrictive covenants in physician employment relationships. American Health Lawyers Association—Member Briefing. April 2013. http://www.bassberry.com/~/media/Files/Publications/2013/05/AHLA_Article_Horton_and_Padgett_April_2013.pdf. Accessed August 24, 2018.

[227] Garmaise JM. Ties that truly bind: noncompetition agreements, executive compensation, and firm investment. *J Law Econ Org*. 2011 Aug;27(2):376-425. https://academic.oup.com/jleo/article-abstract/27/2/376/2194339. Accessed August 24, 2018.

AMERICAN OVERSIGHT

Recommendations: Scrutinize Non-Compete Clauses and Other Restrictive Covenants

- States should scrutinize restrictive covenants such as non-compete clauses, particularly their impact on patient access to care and on the supply of providers.

Health Insurance Markets

"Any-Willing-Provider" (AWP) Laws

"Any-willing-provider" (AWP) laws, like related "freedom of choice" (FOC) laws, are restrictions on certain types of selective contracting practices by health plans or pharmacy benefit plans. AWP laws require plan sponsors—or sometimes intermediaries, such as pharmacy benefit managers (PBMs)—to contract with any healthcare provider willing to meet the terms of participation in that plan's network agreements.[228] FOC laws permit plan beneficiaries (or enrollees) to choose their providers, regardless of whether a chosen provider is part of their plan's network.[229] Research suggests that AWP (and, perhaps to a lesser extent, FOC) laws can suppress pro-competitive forms of health and pharmacy benefit plan contracting.[230]

Basic economic theory suggests that a buyer can obtain a negotiating advantage by contracting selectively with a subset of providers, or at least having a credible option to do so, because providers will compete aggressively to be included. For that reason, health plans and pharmacy benefit plans often seek to employ some form of selective contracting, entering into agreements with limited networks of providers. Commonly, plans also offer tiered benefits to incent the use of lower-cost (or otherwise more efficient) providers,

---

[228] See, e.g., Federal Trade Commission and U.S. Department of Justice. *Improving Health Care: A Dose of Competition*. Ch. 6. July 2004: 29-30. http://www.ftc.gov/reports/healthcare/040723healthcarerpt.pdf. Accessed August 23, 2018; Vita MG, Regulatory restrictions on selective contracting: an empirical analysis of "any-willing-provider" regulations. *J Health Econ*. 2011;20:955, 956; Klick J, Wright JD. The effect of any willing provider and freedom of choice laws on healthcare expenditures. *Am Law Econ Rev*. 2015;17:192, 196-197.

[229] *McRand, Inc. v. Van Beelen*, 138 Ill. App.3d 1045 (1985). https://www.leagle.com/decision/19851183138illapp3d104511046. Accessed August 24, 2018.

[230] State AWP (and FOC) laws vary substantially in scope – e.g., applying to some types of plans but not others, or some types of providers but not others. They also vary in stringency and may impose greater or lesser restraints, via varied enforcement mechanisms, on plan contracting and benefits design. Vita MG, Regulatory restrictions on selective contracting: an empirical analysis of 'any-willing-provider' regulations. *J Health Econ*. 2011;20:959; Klick J, Wright JD. The effect of any willing provider and freedom of choice laws on healthcare expenditures. *Am Law Econ Rev*. 2015;17:198-200. For example, some states have adopted AWP laws for pharmacy services. See, e.g., Carroll A, Ambrose JM. Any-willing-provider laws: their financial effect on HMOs. *J Health Polit Policy Law*. 2002;27:928. Depending on these variables, AWP and FOC laws may have greater or lesser economic impact. See, e.g., Vita MG, Regulatory restrictions on selective contracting: an empirical analysis of "any-willing-provider" regulations. *J Health Econ*. 2011;20:959.

AMERICAN OVERSIGHT

services, or prescription drugs by plan beneficiaries.[231] Incentives to use a preferred tier may include (a) lower copayments, (b) lower co-insurance percentages, or (c) lower deductibles.[232] In effect, such tools differentiate the out-of-pocket prices associated with different providers, services, or drugs—tier by tier—for the beneficiaries of plans that employ tiering.[233]

Selective contracting and tiered benefits are not always efficiency-enhancing or procompetitive. They can also limit consumer choice. To guard against such concerns and potential conflicts of interest,[234] some states have enacted AWP or FOC laws, but, as will be explained below, these rules raise their own set of issues.

Medicare includes a type of AWP restriction—an "any willing pharmacy" provision—while also permitting selective contracting and tiered benefits. The Medicare Prescription Drug, Improvement, and Modernization Act of 2003, Pub. L. 173, 117 Stat. 2066, requires that Medicare part D plans "permit the participation of any pharmacy that meets the terms and conditions under the plan," but permits them to, "notwithstanding… [that requirement] reduce coinsurance or copayments for part D eligible individuals enrolled in the plan below the level otherwise required." That is, part D plans cannot wholly exclude participation by "willing" pharmacies but can engage in tiering—a form of selective contracting (and selective benefits).[235] In 2018, the Centers for Medicare and Medicaid Services clarified the Part D AWP rules and their expectations regarding statutorily required AWP provisions, including the ability of plans to maintain preferred networks. CMS's intent was "to ensure that Part D plan sponsors could continue to develop and maintain preferred networks while complying with the any willing pharmacy requirement, which applies to standard terms and conditions."[236]

---

[231] See generally, e.g., Robinson JC. Applying value-based insurance design to high-cost health services. *Health Aff.* 2010;29(11):2009; Robinson JC. Hospital tiers in health insurance: balancing consumer choice with financial incentives, *Health Aff.* 2003 Jan-Jun Suppl Web Exclusives:W3-135; Yegian JM. Tiered hospital networks. *Health Aff.* 2003;147:W3. Coverage for the non-preferred tier is therefore lower – in some limiting cases, zero.

[232] See Robinson JC. Applying value-based insurance design to high-cost health services. *Health Aff.* 2010;29(11):2010.

[233] Often—not always—drug benefits are designed to encourage substitution of lower-cost generic versions of branded products. See Robinson JC. Applying value-based insurance design to high-cost health services. *Health Aff.* 2010;29(11):2011.

[234] Beneficiaries or subscribers might generally prefer more choice rather than less, all other things being equal. Providers might also have more self-interested reasons for favoring AWP or FOC laws to the extent that they suffer financially when excluded from preferred tiers of provider networks and/or to the extent that competitive bidding can otherwise diminish profits, say, in significantly concentrated provider markets. See, e.g., Vita MG, Regulatory restrictions on selective contracting: an empirical analysis of "any-willing-provider" regulations. *J Health Econ.* 2011;20:956.

[235] 42 USCS § 1395w-104(b)(1). See, e.g., CMS. Contract Year 2015 Policy and Technical Changes to the Medicare Advantage and the Medicare Prescription Drug Benefit Programs. 79 *Fed Reg* 1918, 1978-1982 (Jan. 10, 2014) (discussing proposed "any-willing-pharmacy" rules).

[236] See Medicare Program. Contract Year 2019 Policy and Technical Changes to the Medicare Advantage, Medicare Cost Plan, Medicare Fee-for-Service, the Medicare Prescription Drug Benefit Programs, and the PACE Program, 83 *Fed Reg.* 16440, 16440-16757 (Apr. 16, 2018).

AMERICAN OVERSIGHT

AWP Laws are Costly Restraints on Plan Contracting

Although limited or "narrow" networks may limit patient choice and are not necessarily efficiency-enhancing or procompetitive, empirical evidence suggests that AWP and FOC laws broadening networks can make it more difficult for health insurers, health plans, or PBMs to negotiate discounts from providers, and that these laws tend to result in higher costs. Evidence also suggests that selective contracting—which AWP laws constrain—tends to lower healthcare costs and expenditures.[237]

Empirical Evidence on AWP

Several studies have analyzed state-by-state policy variation to measure the effects of AWP laws, finding that such laws undercut negotiating strategies whereby providers compete for inclusion in a network or a preferred tier. For example, one recent study examined state-level per capita health expenditure data from 1991-2009 and associated

AWP laws with approximately 5 percent higher per-capita drug expenditures.[238] A 2009 study similarly examined variations in state AWP laws applicable to drug purchases. It found that AWP states have higher prescription drug spending than states without AWP laws. The conclusion was the same, even when using different econometric techniques to control for variations across the states, such as differences in demographics, market structure, and regulatory environment.[239] An earlier study, looking at both the imposition and relative stringency of health plan AWP laws, found that AWP laws generally undermine the ability of managed care organizations to lower healthcare spending by extracting discounts in return for inclusion in a limited network. Specifically, the study found that per capita total healthcare expenditures are higher in states with relatively strong AWP laws, observing an impact on both hospital and physician expenditures.[240]

---

[237] The limited literature on this issue tends to look at the effect of any-willing-provider laws on total spending, instead of prices. Because the quantity of healthcare is generally measured to have a negative, though small, relationship with healthcare prices, these studies likely understate the effect of AWP laws on prices. See, e.g., *Fed. Trade Comm'n Staff Comment to the Ctrs. for Medicare & Medicaid Servs.*, 8, n.15 (March 2014). https://www.ftc.gov/system/files/documents/advocacy_documents/federal-trade-commission-staff-comment-centers-medicare-medicaid-services-regarding-proposed-rule/140310cmscomment.pdf. Accessed August 24, 2018.

[238] Klick J, Wright JD. The effect of any-willing-provider and freedom-of-choice laws on healthcare expenditures. *Am Law Econ Rev*. 2015;17:204-05. Klick & Wright find smaller, and not statistically significant effects associated with FOC laws. That may be due, they suggest, to the commonly weaker restraints provided by FOC laws that, in effect, permit beneficiaries to leave the bounds of a network by forgoing the savings gleaned by selective contracting on an *ad hoc* basis, doing less general damage to selective contracting. *Ibid.*, at 194.

[239] Durrance CP. The impact of pharmacy-specific any-willing-provider legislation on prescription drug expenditures. *Atlantic Econ J*. 2009;37:409.

[240] Vita M. Regulatory restrictions on selective contracting: an empirical analysis of "any-willing-provider" regulations. *J Health Econ*. 2001;20:955, 960-66. Panel data show, e.g., that states with highly restrictive AWP/FOC laws spent approximately 2 percent more on healthcare than states without such policies.

AMERICAN OVERSIGHT

Empirical research on these laws has focused on the impacts on costs, not prices.[241] A 2005 Maryland study, however, examined the impact of AWP/FOC types of restrictions on mail-order provision of, for example, maintenance drugs. The Maryland report estimated that greater use of mail-order maintenance drugs—enabled by liberalizing Maryland insurance law—would save Maryland consumers 2-to-6 percent on retail drug purchases overall, with 5-to-10 percent savings for third-party carriers.[242]

Empirical Evidence on Selective Contracting

Related research has examined the effect of selective contracting, more generally, in connection with healthcare provider markets. For example, a study of limited network health plans in Massachusetts found that large premium differences between broad and limited network plans were driven by real reductions in spending by those beneficiaries who switched from broad to narrow network plans; the study did not find reduced access to care or any adverse impact on beneficiary health.[243] An earlier study of Massachusetts health plans, based on different data sources, also found savings associated with selective contracting.[244] Another study concluded that Connecticut health plans' ability to negotiate discounts with hospitals increased with a plan's willingness and/or ability to channel patients to selected hospitals, consistent with the predictions of a theoretical model introduced in the same study.[245] These studies show that buyers in health insurance markets can and do use selective contracting, harnessing the benefits of competition to negotiate lower prices.

More recently, CMS released two studies analyzing prescription drug data from March 2012 for Medicare Part D plans.[246] In both studies, CMS found substantial savings on average associated with preferred pharmacies and mail-order pharmacies. It has been noted that those CMS studies do not control for product mix, which can vary substantially across

---

[241] Gaynor M, Mostashari F, Ginsburg PB. Making healthcare markets work: competition policy for healthcare. Brookings. April 13, 2017. >https://www.brookings.edu/wp-content/uploads/2017/04/gaynor-et-al-final-report-v11.pdf< at 24, n.34. Accessed September 26, 2018.

[242] See Maryland Health Care Commission and Maryland Insurance Administration. Mail order purchase of maintenance drugs: impact on consumers, payers, and retail pharmacies. (Dec. 23, 2005).

[243] Gruber J, McKnight R. Controlling healthcare costs through limited network insurance plans: evidence from Massachusetts state employees. *Am Econ J: Econ Policy*. 2016;8(2):219, 221.

[244] Wu VY. Managed care's price bargaining with hospitals. *J Health Econ*. 2009(28):350.

[245] Sorensen AT. Insurer-hospital bargaining: negotiated discounts in post-deregulation Connecticut. *J. Indus Econ*. 2003;51:469 (building a simple theoretical model describing the dynamics of the bargaining effects and testing it with data on negotiated Connecticut hospital discounts).

[246] Part D Claims Analysis: Negotiated Pricing Between Preferred and Non-Preferred Pharmacy Networks. April 30, 2013. http://www.cms.gov/Medicare/Prescription-Drug-Coverage/PrescriptionDrugCovGenIn/Downloads/PharmacyNetwork.pdf. Accessed August 24, 2018; Part D Claims Analysis: Negotiated Pricing Between General Mail Order and Retail Pharmacies. https://www.cms.gov/Medicare/Prescription-Drug-Coverage/PrescriptionDrugCovGenIn/Downloads/Negotiated-Pricing-Between-General-Mail-Order-and-Retail-PharmaciesDec92013.pdf. Accessed August 24, 2018.

AMERICAN OVERSIGHT

types of pharmacies.[247] Acknowledging that limitation, the findings are generally consistent with the independent research on selective contracting discussed above.[248]

Recommendations: Scrutinize Any-Willing-Provider (AWP) Laws

- Federal and state policymakers should carefully scrutinize the impact on competition and consumers of AWP laws, rules, and proposals, along with other restraints on network formation and selective contracting.

Network Adequacy Requirements

Due to increased federal regulation of insurance through the ACA, premiums and deductibles have soared, forcing insurers to narrow provider networks to temper those prices. In 2017, 9 percent of firms with at least 200 employees offered their employees a health plan with a narrow network that included fewer providers than a typical Health Maintenance Organization,[249] an increase of 2 percentage points from 2016.[250] Among ACA-compliant individual market health plans offered on exchanges in 2016, nearly one-third had fewer than 25 percent of physicians within their service area participating as in-network providers.[251]

Narrow network plans bolster competition among hospitals and physician groups vying to be included in networks to secure patient volume. Furthermore, narrow network plans offer lower premiums relative to broader network plans.[252] This feature is particularly beneficial to lower-income consumers, who tend to be extremely price sensitive,[253] suggesting they

---

[247] See, e.g., Fed. Trade Comm'n Staff Comment to the Ctrs. for Medicare & Medicaid Servs., (March 2014). https://www.ftc.gov/system/files/documents/advocacy_documents/federal-trade-commission-staff-comment-centers-medicare-medicaid-services-regarding-proposed-rule/140310cmscomment.pdf at 4-5 for a discussion of the CMS studies and their potential limitations. Accessed August 24, 2018.

[248] See, e.g., *Fed. Trade Comm'n Staff Comment to the Ctrs. for Medicare & Medicaid Servs.*, (March 2014). https://www.ftc.gov/system/files/documents/advocacy_documents/federal-trade-commission-staff-comment-centers-medicare-medicaid-services-regarding-proposed-rule/140310cmscomment.pdf at 10, n.34 (also noting that FTC staff had undertaken a literature review in conjunction with their comments to CMS and had not found any countervailing evidence suggesting increased costs). Accessed August 24, 2018.

[249] 2017 Employer Health Benefits Survey. Menlo Park, California: Kaiser Family Foundation and Health Research and Education Trust. September 19, 2017. https://www.kff.org/health-costs/report/2017-employer-health-benefits-survey/. Accessed August 24, 2018.

[250] Employer Health Benefits 2016 Annual Survey. Menlo Park, CA: Kaiser Family Foundation and Health Research and Education Trust; 2016. https://www.kff.org/health-costs/report/2016-employer-health-benefits-survey/. Accessed August 24, 2018.

[251] Polsky D, Zhang Y, Yasaitis L, Weinger J. Trends in physician networks in the marketplace in 2016. UPenn Leonard Davis Institute of Health Economics. December 6, 2016. https://ldi.upenn.edu/brief/trends-physician-networks-marketplace-2016. Accessed August 24, 2018.

[252] Polsky D, Cidav Z, Swanson A. Plans with narrow physician networks feature lower monthly premiums than plans with larger networks. *Health Aff.* 2016;35(10):1841-1848.

[253] Finkelstein A, Hendren N, Shepard M. Subsidizing health insurance for low-income adults: evidence from Massachusetts. NBER Working Paper No. 23668. Cambridge, MA. August 2017. http://www.nber.org/papers/w23668. Accessed August 24, 2018.

AMERICAN OVERSIGHT

NV-DA-20-0615-A-006005

are more interested in the size of the premium relative to the breadth of the provider network.

A potential concern regarding narrow networks is that enrollees may not have adequate choice or access to providers. Networks may lack the capacity to serve all enrollees within a health plan or lack specific specialists, leading some enrollees with only the option of more expensive care from out-of-network providers.[254] These issues pertain to private insurance (group and individual markets) as well as Medicaid managed care and Medicare Advantage plans, where insurers generally contract with a limited number of providers. This discussion applies generally to issues across these markets except where noted.

Regulations, primarily through state authority, have attempted to achieve network adequacy by requiring health plans to show sufficient capacity and access, often defined by quantitative standards (e.g., physician-to-enrollee ratios, distance, and wait times). For example, CMS requires states to develop standards for travel time and distance from enrollees' homes to providers to regulate Medicaid managed care plans. In private markets, states are primarily responsible for the enforcement of network adequacy standards. CMS's 2017 market stabilization final rule relieved burden on issuers by relying on states to regulate network adequacy for qualified health plans in the individual and small-group markets. Across states, there is substantial variation in the number and types of network adequacy measures used.

Impact on Competition and Choice

Measures used to determine network adequacy may not align with a network's ability to meet enrollees' preferences, may discourage innovative ways to meet those preferences, and may ultimately limit consumers' choices. For example, using proximity measures to regulate network adequacy may discourage insurers and providers from developing telemedicine capabilities[255] or utilizing regional or national centers of excellence outside the residency area.[256] Relying on current measures may also restrict entry into the insurance market by insurers with innovative plan designs. For example, vertically integrated health

---

[254] Hall MA, Ginsburg PB. A better approach to regulating provider network adequacy. USC Schaeffer Center for Health Policy and Economics and Brookings Center for Health Policy. September 2017. https://www.brookings.edu/wp-content/uploads/2017/09/regulatory-options-for-provider-network-adequacy.pdf. Accessed August 24, 2018.

[255] Ahn S, Corlette S, Lucia K. Can telemedicine help address concerns with network adequacy? Opportunities and challenges in six states. Urban Institute. April 6, 2016. https://www.urban.org/research/publication/can-telemedicine-help-address-concerns-network-adequacy-opportunities-and-challenges-six-states. Accessed August 24, 2018.

[256] Hall MA, Ginsburg PB. A better approach to regulating provider network adequacy. USC Schaeffer Center for Health Policy and Economics and Brookings Center for Health Policy. September 2017. https://www.brookings.edu/wp-content/uploads/2017/09/regulatory-options-for-provider-network-adequacy.pdf. Accessed August 24, 2018.

AMERICAN OVERSIGHT

NV-DA-20-0615-A-006006

systems may be less likely to enter a market if network adequacy standards would force them to compete with other providers.[257]

Inadequate or erroneous provider directories in network plans may also discourage providers from competing on price or quality to attract patients. If consumers cannot accurately identify in-network providers, or compare networks of competing insurers, it is more difficult for them to make informed choices. In addition, without proper information, enrollees may be more likely to unknowingly receive care out of network, leading to instances of "surprise billing." Of patients aged 18-64 who receive out-of-network care, nearly 70 percent are unaware that the provider is outside their plan's network prior to receiving care.[258]

While CMS requires Medicare Advantage, Medicaid managed-care plans, and qualified health plans in the exchange to update and provide consumer-accessible provider directories, ensuring that enrollees receive accurate information in real-time may still be difficult. In a review of provider locations from online directories, CMS found errors in over half of the locations for Medicare Advantage providers, with 33 percent of errors due to the provider not working at or not accepting the plan at the listed location (CMS 2018).[259]

The provision of accurate and timely information would also bolster competition. To facilitate more competition and innovation, network adequacy standards should place greater emphasis on network outcomes while giving states flexibility to meet their specific needs. In 2015, the National Association of Insurance Commissioners opposed blanket federal network adequacy requirements in its Health Benefit Plan Network Access and Adequacy Model Act, especially as strict quantitative measure are unlikely to meet varying needs across states. Current quantitative standards could be less restrictive and used primarily as minimum thresholds to determine whether an insurer can enter a market or when a network has actually failed an enrollee.[260] These standards should take into account alternative network designs and be used alongside external review by physicians when networks fail to provide adequate access to enrollees.[261] Insurers could be allowed to have more flexibility with provider contractors, such as "spot contracts," to fill in network gaps as needed.[262]

---

[257] Howard DH. Adverse effects of prohibiting narrow provider networks. *New Engl J Med* 2014;371:591-592.
[258] The burden of medical debt: results from the Kaiser Family Foundation/New York Times Medical Bills Survey. January 5, 2016. https://www.kff.org/health-costs/report/the-burden-of-medical-debt-results-from-the-kaiser-family-foundationnew-york-times-medical-bills-survey/. Accessed August 24, 2018.
[259] CMS. Online provider directory review report. 2018. https://www.cms.gov/Medicare/Health-Plans/ManagedCareMarketing/Downloads/Provider_Directory_Review_Industry_Report_Final_01-13-17.pdf. Accessed August 24, 2018.
[260] Hall MA, Ginsburg PB. A better approach to regulating provider network adequacy. USC Schaeffer Center for Health Policy and Economics and Brookings Center for Health Policy. September 2017. https://www.brookings.edu/wp-content/uploads/2017/09/regulatory-options-for-provider-network-adequacy.pdf. Accessed August 24, 2018.
[261] *Id.*
[262] *Id.*

AMERICAN OVERSIGHT

Recommendations: Loosen Network Adequacy Requirements

- The administration should continue to provide flexible network adequacy standards for Medicare Advantage and other federally sponsored programs and avoid stringent requirements that are not conducive to innovation and modern medicine and that do not allow states flexibility to meet their specific needs.
- Similarly, states should consider loosening network adequacy standards and avoid stringent requirements.

The ACA Rules Limit Choice

The Affordable Care Act introduced a number of mandates and burdensome requirements that significantly reduced choice and competition in insurance markets and caused premiums, particularly in the individual market, to soar. This occurred to a significant extent because government rules and price controls on health insurance premiums, designed to assist some people with higher anticipated health expenditures, inhibited the application of actuarially determined pricing and created an adverse selection spiral in the individual market. These requirements also produced a significant reduction in coverage options for most consumers. In addition to reducing consumer choice and competition between insurers, the higher administrative costs associated with the ACA mandates disproportionately hurt smaller employers, in part because smaller employers were unable to spread these costs as broadly as larger employers and in part because the large-group market is not bound by all of the ACA's mandates. Therefore, as a general matter, smaller employers that continued to offer coverage were forced to disproportionately raise premium contributions paid by covered workers, making them less competitive with larger employers and with other smaller employers that chose not to offer health coverage to their employees.[263]

ACA's Harmful Insurance Rules

The ACA forces insurers offering coverage in the individual and small-group markets to offer a mandated set of government-defined benefits.[264] This mandate reduces consumer choice and represents a hidden cost on the majority of consumers by forcing them to pay for more coverage – and the corresponding expense – than many customers would

---

[263] 2017 Employer Health Benefits Survey. Menlo Park, CA: Kaiser Family Foundation and Health Research and Education Trust. September 19, 2017. https://www.kff.org/health-costs/report/2017-employer-health-benefits-survey./ Accessed August 24, 2018.

[264] The 10 required categories are: 1) ambulatory patient services, 2) emergency services, 3) hospitalization, 4) maternity and newborn care, 5) mental health and substance use disorder services, 6) prescription drugs, 7) rehabilitative and habilitative services and devices, 8) laboratory services, 9) preventive and wellness services and chronic disease management, and 10) pediatric services.

AMERICAN OVERSIGHT

otherwise choose to buy voluntarily in insurance packages. Excessive mandates hinder innovation in plan design and greater access to coverage; they also limit public efforts to assure affordability without substantial government subsidies. This leaves significant swathes of consumers with coverage that includes numerous items they do not want or need and contributes to pricing others out of the market, including some of the 6.5 million people who paid the penalty for not having minimum essential coverage under the ACA.[265] The ACA further restricts choice and competition through a prohibition on people over the age of 30 purchasing catastrophic insurance (unless they qualify for a hardship exemption).

The ACA also requires insurers to cover numerous preventive services without cost sharing under the premise that a government-imposed system-wide increase in "free" preventive care will lower overall healthcare costs.[266] Under the ACA, the U. S. Preventive Services Task Force (USPSTF), the Advisory Committee on Immunization Practices of the CDC, and HRSA are tasked with determining the required preventive services.[267] However, a New England Journal of Medicine study found that "sweeping statements about the cost-saving potential of prevention…are overreaching. Studies have concluded that preventing illness can in some cases save money but in other cases can add to healthcare costs."[268] Other research finds that 80 percent of preventive services add more to future expenditures than they save in healthcare costs.[269] These findings suggest that the ACA's coverage mandates, while certainly providing some benefit, increase premiums, as well as lead to unnecessary utilization. Atul Gawande, former adviser to President Bill Clinton and President Barack Obama, has warned about the risks of over-testing and over-treating.[270] Over-testing leads to problems like additional radiation exposure and stress from the abundance of false positive results, and over-treating leads to problems like medical errors and hospital-acquired infections.

The Medical Loss Ratio (MLR) is an ACA mandate requiring that insurers in the individual and small-group markets spend at least 80 percent of premiums on healthcare costs,

---

[265] Koskinen J. Letter updating members of Congress regarding 2016 tax filings related to ACA provisions. January 9, 2017, https://www.irs.gov/pub/newsroom/commissionerletteracafilingseason.pdf. Accessed August 24, 2018.

[266] This requirement is distinct from proposals discussed elsewhere in this report concerning the ability of high-deductible health plans (HDHPs) that enable individuals to contribute to health savings accounts (HSAs) to cover preventive services before the patient pays the full deductible if it is cost efficient for them to do so.

[267] The USPSTF is an independent, volunteer panel comprised of experts from the fields of preventive medicine and primary care. The Task Force does not consider the costs of a preventive service when determining what policies to recommend. USPSTF determines the services under Public Health Service Act (PHS Act) §2713(a)(1), while the CDC determines services under PHS Act §2713(a)(2), and HRSA determines services under PHS Act §2713(a)(3) and (4).

[268] Cohen JT, Neumann PJ, Weinstein MC. Does preventive care save money? Health economics and the presidential candidates. *N England J Med*. 2018 Feb 13:358:661-663. http://www.nejm.org/doi/full/10.1056/NEJMp0708558. Accessed August 24, 2018.

[269] Russell LB. Preventing chronic disease: an important investment, but do not count on cost savings. *Health Aff*. 2009 Jan-Feb;28(1):42-45. https://www.healthaffairs.org/doi/full/10.1377/hlthaff.28.1.42. Accessed August 24, 2018.

[270] Gawande A. Overkill. *The New Yorker*. May 11, 2015. https://www.newyorker.com/magazine/2015/05/11/overkill-atul-gawande. Accessed September 20, 2018.

AMERICAN OVERSIGHT

allowing 20 percent for administrative costs and profit.[271] The MLR was intended to provide a minimum guaranty of value to customers, as companies that fail to meet this ratio are obligated to pay a rebate to their customers.[272] However, the MLR may create a perverse incentive that encourages insurance companies, particularly in the absence of competition, to increase premiums.[273] Some health policy experts also believe that the MLR regulations will harm the ability of some insurers, particularly smaller insurers, to compete, thus reducing consumer choices.[274]

A number of ACA rules have contributed to large increases in average premiums and have driven down choices in the individual and small-group markets. In 2013, the year before many of the ACA rules took effect, 395 insurers operated in the individual market.[275] By 2017, this number had fallen to 218, and 70 percent of counties (including 36 percent of U. S. residents) had no more than two insurers selling individual plans in the exchange.[276] In the exchanges in 2018, 29 percent of enrollees had only one issuer to choose from, up from 20 percent in 2017; 55 percent of enrollees had at most two insurers to choose from, up from 44 percent in 2017.[277] This problem is most pronounced in rural counties. As a result of high and rising premiums, relatively young and healthy people, particularly those in the middle-class who earn too much to qualify for a premium subsidy, have largely avoided the exchanges. Moreover, the ACA's special enrollment periods created an incentive for people to wait until they need healthcare to seek insurance in the exchanges, an incentive that has exacerbated adverse selection and led to spikes in premiums.[278] In an attempt to mitigate this problem, the Department of Health and Human Services issued an April 2017 rule aimed at significantly restricting peoples' ability to game the special enrollment periods.[279]

---

[271] The large-group market minimum MLR requirement is 85 percent. MLR requirements do not apply to insurers with fewer than 1,000 enrollees per state.

[272] Medical Loss Ratio (MLR). Healthcare.gov. https://www.healthcare.gov/glossary/medical-loss-ratio-mlr/. Accessed August 24, 2018.

[273] Book R. How the medical loss ratio requirement could increase health insurance premiums and insurer profits at taxpayer expense. American Action Forum. April 2013. https://www.americanactionforum.org/wp-content/uploads/files/research/MLR_Paper_Final.pdf. Accessed August 24, 2018.
Roy, A. Obamacare's MLR 'Bomb' Will Create Private Insurance Monopolies and Drive Premiums Skyward. Hallelujah! Forbes. December 6, 2011.

[275] Haislmaier E, Senger A. The 2017 health insurance exchanges: major decrease in competition and choice. The Heritage Foundation. January 30, 2018. https://www.heritage.org/health-care-reform/report/the-2017-health-insurance-exchanges-major-decrease-competition-and-choice. Accessed August 24, 2018.

[276] *Id*.

[277] Health plan choice and premiums in the 2018 federal health insurance exchange. ASPE. October 30. 2017. https://aspe.hhs.gov/system/files/pdf/258456/Landscape_Master2018_1.pdf. Accessed August 24, 2018.

[278] Turner G. ACA rules allow people to game the system, contributing to premium spikes. Galen Institute. June 11. 2016. http://galen.org/2016/aca-rules-allow-people-to-game-the-system-contributing-to-premium-spikes/. Accessed August 24, 2018.

[279] Centers for Medicare & Medicaid Services, HHS. Patient Protection and Affordable Care Act; market stabilization: final rule. *Fed Regist.* 2017;82(73):18346-18382.

AMERICAN OVERSIGHT

The administration has taken two major actions to provide Americans, particularly middle-class Americans without employer-sponsored insurance, with additional and more affordable health insurance choices. In June, the Labor Department released a final rule expanding the ability of employers, including sole proprietors without common law employees, to join together to form an association health plan (AHP).[280] In August, the departments of Health and Human Services, the Treasury, and Labor released a final rule expanding the ability of consumers to purchase short-term, limited-duration insurance—much more affordable products that can better serve many consumers' needs.[281] According to the Congressional Budget Office, about 6 million Americans will benefit from these actions and enroll in these plans within a few years.[282]

Recommendations: Loosen Insurance Rules and Mandates

- The administration should continue to work with Congress to enact legislation that remedies key problems resulting from the ACA, that promotes greater choice and competition in healthcare markets, and that produces a sustainable government healthcare financing structure.
- Similarly, the administration should provide states with the maximum ability to expand healthcare choice and competition and create a sustainable financing structure.
- States should allow maximum consumer choice and competition in their healthcare markets, including through Association Health Plans and short-term limited-duration insurance.
- Congress should repeal the ACA's employer mandate consistent with the FY 2019 President's Budget.

ACA Rules Restricting Physician-Owned Hospitals Reduce Competition

The ACA placed an effective moratorium on the opening and expansion of physician-owned hospitals.[283] According to the Physician Hospitals of America, 37 planned hospitals have not been constructed, and over 30,000 planned healthcare jobs have gone uncreated

---

[280] Employee Benefits Security Administration, Department of Labor. Definition of "employer" under section 3(5) of ERISA-association health plans: final rule. *Fed Regist.* 2018;83(120):28912-28964.
[281] Internal Revenue Service, Department of the Treasury; Employee Benefits Security Administration, Department of Labor; Centers for Medicare & Medicaid Services, Department of Health and Human Services. Short-term, limited-duration insurance: final rule. *Fed Regist.* 2018;83(150):38212-38243.
[282] Congressional Budget Office. Federal subsidies for health insurance coverage for people under age 65: 2018 to 2028. May 23, 2018. https://www.cbo.gov/publication/53826. Accessed September 27, 2018.
[283] Bluey RB. Obamacare has a poison pill for doctor owned hospitals. The Heritage Foundation. May 4. 2010. https://www.heritage.org/health-care-reform/commentary/obamacare-has-poison-pill-doctor-owned-hospitals. Accessed August 24, 2018.

AMERICAN OVERSIGHT

NV-DA-20-0615-A-006011

because of these ACA restrictions on physician-owned hospitals.[284] These restrictions, which were favored by the American Hospital Association, were included to address potential financial conflicts of interest with doctors referring patients to their own hospitals and concerns that physicians may be referring the healthiest patients to their own hospitals.[285] Those concerns may have been overstated, considering that many studies suggest physician-owned hospitals provider higher-quality care and that patients benefit when traditional hospitals have greater competition.

Physician-owned hospitals, furthermore, have been shown to provide patients with high-quality care. According to a study published by the Journal of the American College of Surgeons, physician-owned surgical hospitals outperform other hospitals in the Medicare value-based purchasing program.[286] More than 40 percent of physician-owned hospitals received the top 5-star rating in a 2015 release by the Centers for Medicare and Medicaid Services (CMS), compared to only 5 percent of general hospitals.[287, 288] Further, patients are 3-to-5 times less likely to experience complications at a physician-owned specialty hospital than at a general hospital.[289]

Recommendations: Replace Restrictions on Physician-Owned Hospitals

- Congress should consider repealing the ACA changes to physician self-referral law that limited physician-owned hospitals.

ACA Section 1557 (Nondiscrimination Requirements)

ACA Section 1557 has been implemented in such a way that creates a number of burdens on healthcare providers and payers. For example, current rules concerning persons with limited English proficiency require covered entities to include a notice of the right to translation services in 15 languages in nearly all "significant communications" that go to

---

[284] Leonard K. Obamacare wounds doctor-owned hospitals. *Washington Examiner*. July 10. 2017. http://www.washingtonexaminer.com/obamacare-wounds-doctor-owned-hospitals/article/2627880. Accessed August 24, 2018.

[285] Dickson V. Lifting restrictions on physician-owned hospitals could be key to widening access to care. *Modern Health Care*. June 27, 2017. http://www.modernhealthcare.com/article/20170627/NEWS/170629899. Accessed August 24, 2018.

[286] Ramirez AG, Tracci MC, Stukenborg GJ, Turrentine FE, Kozower BD, Jones RS. Physician-owned surgical hospitals outperform other hospitals in Medicare value-based purchasing program. *J Am Coll Surg*. 2016 Oct;223(4):559-567. https://www.sciencedirect.com/science/article/pii/S1072751516307207?via%3Dihub. Accessed August 24, 2018.

[287] Turner G. Lift the ban on physician-owned hospitals. *Forbes*. November 6. 2015. https://www.forbes.com/sites/gracemarieturner/2015/11/06/lift-the-ban-on-physician-owned-hospitals/#5311bcd11531. Accessed August 24, 2018.

[288] Note CMS released an updated star rating approach in 2017 that expanded the number of hospitals that qualify for top 5-star ratings.

[289] Turner G. Lift the ban on physician-owned hospitals. *Forbes*. November 6. 2015. https://www.forbes.com/sites/gracemarieturner/2015/11/06/lift-the-ban-on-physician-owned-hospitals/#5311bcd11531. Accessed August 24, 2018.

AMERICAN OVERSIGHT

beneficiaries, enrollees, applicants, and members of the public.[290] As a result, covered entities have printed and mailed additional "tagline" sheets they are required to include in documents they frequently mail to customers such as explanations of benefits.[291] Entities have not been permitted to have online translations alone without mailing "tagline" sheets. Entities covered by the Section 1557 regulation are required to repeatedly notify a population of primarily English and Spanish speakers in multiple languages that they have a right to request translations repeatedly.

It is critical to structure anti-discrimination provisions so they are not barriers to entry that favor larger entities who can better absorb these types of costs and thereby limit competition. However, these and other new requirements imposed on the healthcare industry by the Section 1557 regulations were estimated to cost covered entities $637.5 million over the first two years.[292] This burden is especially hard for smaller entities to enact because unlike larger market players, they cannot take advantage of economies of scale by spreading the additional costs incurred over their larger enrollee population.

Recommendations: Reconsider Section 1557 of the ACA

- The administration should reconsider regulations authored under Section 1557 of the ACA to ensure they do not create undue administrative burdens and serve as unnecessary barriers to entry that inhibit competition.

Giving Americans Control over Their Healthcare Spending

The introduction to this report highlights how third-party payment distorts healthcare markets, increases spending and premiums, and reduces consumers' incentives to seek value from their healthcare decisions. Federal law currently favors third-party control and payment through the federal exclusion of employer-sponsored insurance (ESI) premiums, including employer contributions for self-insured plans, from both income and payroll taxes, the design of the Medicare and Medicaid programs, and the ACA premium tax credits. Easing restrictions on other types of arrangements available for this tax preference could put more control in the hands of consumers and could thus promote cost-conscious consumer behavior.

The primary vehicles that put more control in the hands of consumers and reduce the bias toward third-party payment are high deductible health plans (HDHPs) paired with HSAs

---

[290] Translated resources for covered entities. U.S Department of Health & Human Services. September 7, 2016. https://www.hhs.gov/civil-rights/for-individuals/section-1557/translated-resources/index.html. Accessed August 24, 2018.

[291] *Id.*

[292] U.S. Department of Health & Human Services. Nondiscrimination in health programs and activities. *Federal Reg* 2015 Sep 8;80(173):54172-55221. https://www.gpo.gov/fdsys/pkg/FR-2015-09-08/pdf/2015-22043.pdf. Accessed August 24, 2018. See also Barlas S. Formulary policies a battleground in HHS proposal on nondiscrimination. *P T.* 2016 Mar;41(3):173-175, 193. https://www.ncbi.nlm.nih.gov/pmc/articles/PMC4771086/. Accessed August 24, 2018.

AMERICAN OVERSIGHT

and Health Reimbursement Arrangements (HRAs). Research demonstrates that consumer-directed health plans, such as these, can lower healthcare spending, largely through reductions in usage of outpatient care and pharmaceuticals.[293]

Benefits of Expanding Health Savings Accounts

Under tax provisions originally enacted in 2003, persons enrolled in certain HDHPs—which are generally referred to here as HSA-qualified plans— may contribute to savings accounts to pay for healthcare expenses on a tax-preferred basis. Contributions made by an individual's employer or by an individual through payroll deduction are excluded from wages for purposes of income and payroll taxes. Contributions made directly by an individual are deductible for income-tax purposes. Individuals must be enrolled in an HSA-qualified plan and generally cannot be enrolled in any health plan other than the HSA-qualified plan to be allowed to make HSA contributions. Annual HSA contributions are limited to $3,450 for persons enrolled in single coverage under an HSA-qualified plan ($6,900 for persons enrolled in family coverage) for 2018.[294] HSA-qualified plans are required to meet the following requirements[295]:

1. Minimum deductibles ($1,350 for self-only coverage or $2,700 for family coverage in 2018).
2. An annual limit on the sum of the deductible and out-of-pocket expenses ($6,550 for self-only coverage and $13,300 for family coverage).
3. The out-of-pocket expense limits do not apply to any out-of-network benefits if the plan uses a network (that is, the out-of-pocket cap applies to the deductible and cost sharing only on in-network benefits).
4. Only preventive care benefits as defined in applicable guidance[296] may be provided before the minimum deductible is met.
5. The health plan coverage must not be not limited to vision, dental, disability, workers compensation or other specified types of limited insurance coverage.

HSA funds not used to pay health expenses over the course of the year may be saved for future use, and any funds unspent when individuals turn 65 may be withdrawn for any use

---

[293] Haviland AM, Eisenberg MD, Mehrotra A, Huckfeldt PJ, Sood N. Do "consumer-directed" health plans bend the cost curve over time? NBER Working Paper No. 21021. Issued March 2015, revised July 2015. http://www.nber.org/papers/w21031. Accessed September 21, 2018.

[294] See 26 CFR 601.602: Tax forms and instructions. Also Part 1, §§ 1, 223. Rev. Proc. 2017-37. https://www.irs.gov/pub/irs-drop/rp-17-37.pdf. Accessed August 24, 2018; Also: Part I, § 223. Rev. Proc.2018-27. https://www.irs.gov/pub/irs-drop/rp-18-27.pdf. Accessed August 24, 2018.

[295] Note that short-term, limited-duration insurance plans that provide significant benefits and that meet these requirements may constitute an HSA-qualified plan.

[296] Notice 2004-23, 2004-15 IRB 725, Notice 2004-50, 2004-33 IRB 196, and Notice 2013-57 2013-40 IRB 293.

AMERICAN OVERSIGHT

without penalty.[297] Thus, HSAs promote savings for later healthcare expenses, an extremely beneficial feature since healthcare expenditures tend to grow with age.

Unfortunately, many people—likely around 60 percent—who have deductibles exceeding the required minimum deductibles for HSA-qualified plans do not have HSA-qualified plans.[298] Some of the common reasons that plans are not HSA-qualified plans are because of 1) separate drug coverage based on a tiered copayment structure with no or a low deductible, 2) coverage of generic drugs before the deductible is met, or 3) coverage of primary care visits (for free or with a copayment) before the deductible is met. Thus, certain innovative insurance products, which attempt to incentivize cost-effective health treatments and health behaviors, cannot be coupled with HSAs.

For example, an insurer looking to prudently manage the costs of diabetes by offering insulin coverage before the deductible with the goal of reducing much larger future costs that might occur from mismanagement of the disease could preclude its enrollees from contributing to an HSA. Alternatively, an insurer might offer a plan with an actuarial value[299] similar to that of an HSA-qualified plan, but with a low deductible combined with higher copays. This plan could provide even more of an incentive for individuals to be as cost-conscious as the HSA-qualified plan requirements provide but would not be an HSA-qualified plan.

A third example of an arrangement that might not meet the current HSA requirements is a fixed-fee arrangement between providers and consumers, such as a direct primary care arrangement with a primary care physician where the patient pays a monthly fee in exchange for a set number of visits as well as basic treatments. Some or all fees under such fixed-fee arrangements might not be healthcare expenses under section 213(d) of the Internal Revenue Code (the "Code"). If so, HSA funds used for paying these fees could be subject to income taxes and a penalty.[300] Also, if the fixed-fee arrangement is determined to be insurance for tax purposes, the arrangement would likely be considered a health plan and preclude the individual from contributing to an HSA during the year because

---

[297] Withdrawals prior to age 65 not spent on qualified medical expenses are subject to income taxes plus a 20 percent penalty. Withdrawals after age 65 not spent on qualified medical expenses are subject to income taxes but are not subject to a penalty, resulting in tax-free return on investment, similar to the tax treatment of 401(k) retirement plans. Withdrawals for medical care are not subject to income taxes or the penalty. Therefore, HSA funds used for future medical care receive both tax-free return on investment and the exclusion of the contribution from income (and payroll taxes if contributed through an employer plan). This is like adding the tax preference for 401(k)'s to the tax exclusion for employer sponsored health benefits.

[298] Cohen RA, Martinez ME, Zammitti EP. Health insurance coverage: early release of estimates from the National Health Interview Survey. January-March 2017. National Center for Health Statistics. https://www.cdc.gov/nchs/data/nhis/earlyrelease/insur201708.pdf. Accessed August 24, 2018

[299] The actuarial value measures the fraction of covered benefits paid by the plan for a standard population. Hence, it measures the expected generosity of the plan.

[300] Internal Revenue Code §§ 223(f)(1), (2) and (4).

AMERICAN OVERSIGHT

individuals who have a health plan in addition to an HSA-qualified plan cannot contribute to an HSA.[301]

These constraints on HSA-qualified plans and the requirement that prevents an HSA contributor from having any health plan other than an HSA-qualified plan, limit the popularity of HSAs, reduce choice, and potentially increase healthcare spending as people eschew HSA-qualified plans and instead choose plans with greater third-party payment. An alternative standard for determining HSA-qualified plans would allow individuals with certain cost-conscious plan features to benefit from HSAs.

One such proposal would be to allow anyone enrolled in a health insurance plan with a 70 percent actuarial value (AV) or below to contribute to an HSA. This will incentivize employers whose current plans have an actuarial value above the threshold to switch to offer a plan or plans with a somewhat higher deductible and copayments (and a lower actuarial value) because their workers could then newly participate in an HSA. Economic theory suggests employers would fund employees' HSAs with premium savings. Expanding HSAs and the corresponding incentive to obtain greater value from healthcare spending could lead to less consumption of healthcare, particularly lower-value services and treatments, and further premium reductions.

Individuals whose current plans are at or below 70 percent AV that are not currently paired with HSAs would have an expanded tax-preference for out-of-pocket spending causing some of them to spend more although this incentive is limited since unspent HSA amounts roll over from one year to the next. However, some, but not all, of those whose current plans are above 70 percent AV and who switch to 70 percent or lower AV plans would bear higher after-tax, out-of-pocket costs for services and therefore have an increased incentive to seek value for their healthcare spending. In these situations, providers would be subject to more pressure to set transparent prices and to compete for customer business by lowering prices and improving quality. In addition, unlike with current HSA-qualified plans, insurers would have flexibility to include highly cost-effective care before the deductible is met.[302]

As noted above, an additional constraint on the availability and use of HSAs is the requirement that HSA-qualified plans can only provide certain preventive care benefits before the minimum deductible is met. Reconsideration of the scope of care that qualifies as preventive could make HSA-qualified plans more attractive and thus enhance access to HSAs. Short of creating a new statutory standard for HSA-qualified plans, the existing regulatory definition of preventive care could reasonably be interpreted more expansively for purposes of the HSA and related HSA-qualified plan rules. A broader interpretation could improve cost-effectiveness and give consumers greater options for financing their

---

[301] It is unclear whether, under current rules, consumer-provider fixed-fee arrangements, such as direct primary-care arrangements, should be considered health plans and thus be prohibited from being coupled with HSA-qualified plans.
[302] The direct immediate budgetary cost of deeming 70 percent AV plans as HSA-qualified plans could be relatively small. This is because among individuals in employer-sponsored plans much of the cost of tax-preferred HSA spending would be offset by reduced tax-preferred premiums.

AMERICAN OVERSIGHT

NV-DA-20-0615-A-006016

healthcare. One reasonable approach would be to consider treatments preventive if they are highly cost-effective and treat a chronic condition that would, in a relatively high share of cases, become more severe or develop into a new condition that is considerably more expensive to treat, if the original condition were left untreated.

Another HSA reform that would reduce the bias in favor of comprehensive, employer-sponsored coverage would be allowing people with an HSA-qualified plan who also choose consumer-provider, fixed-fee arrangements, such as direct primary care arrangements, to contribute to an HSA. Doing so would provide another avenue for first-party payment of healthcare services, thereby expanding choice and making HSA-qualified plans more attractive relative to comprehensive insurance. Some of these types of arrangements are simply pre-payment, outside of traditional insurance arrangements with all the corresponding administrative costs, for certain healthcare services that are known and regular in nature. For example, a patient with diabetes might purchase a fixed-fee arrangement that supplied insulin, testing equipment, and a quarterly visit with a healthcare provider specializing in treating diabetes patients. Healthcare providers would then have an incentive to compete with respect to price and quality to attract patients with HSAs.

Another limitation of current law is that Medicare beneficiaries in HDHPs are not allowed to make tax-deductible contributions to their HSAs or Medicare Savings Accounts (MSAs) even if Medicare serves as their secondary coverage. This limitation reduces the ability of working seniors to save for future healthcare expenses and leads them to rely more upon third-party payment for healthcare services in retirement. The FY2019 President's Budget proposed to give Medicare beneficiaries greater flexibility to take control of their healthcare. The Budget proposal would allow beneficiaries enrolled in Medicare MSA Plans to contribute to their MSAs. Beneficiaries would also have a one-time opportunity to roll over the funds from their private HSAs to their Medicare MSAs. These beneficiaries who elect this plan option would not be allowed to purchase Medigap or other supplemental insurance. Medicare beneficiaries who have an employer-sponsored HDHP would be allowed to make contributions to their HSAs, although Medicare would not cover any expenses before the HDHP deductible is met. The Budget estimated that this proposal would reduce government revenue by about $11 billion, over 10 years.

Although the premiums for employer-sponsored coverage—both the premiums paid by the employer and employee—are generally excluded from federal income and payroll taxes, the premiums paid for non-group coverage do not receive this same tax treatment. The ACA's premium tax credits provide assistance for the purchase of individual market plans, but this assistance declines rapidly as household income rises and does not extend to people in households with income above 400 percent of the federal poverty line. As part of its proposal to replace the ACA, the President's FY2019 Budget recommended increasing HSA contribution limits and allowing the use of tax-preferred HSA funds to pay HDHP premiums. The Treasury Department's budget estimates suggest that, as part of ACA repeal, raising the HSA contribution limits to the out-of-pocket maximums and allowing

AMERICAN OVERSIGHT

NV-DA-20-0615-A-006017

the purchase of HDHP premiums from HSAs would reduce government revenue by $28 billion over 10 years.

Another option to increase consumer control through HSA expansion would be to allow persons enrolled in Healthcare Sharing Ministries as defined in Code section 5000A(d)(2)(B)(ii) to contribute to HSAs. Healthcare Sharing Ministries are organizations in which people with shared religious or ethical beliefs help pay each other's medical costs. Contributions to HSAs by participants in Health Sharing Ministries would be permissible provided that the individuals (1) remain responsible for an amount of their own (or their family's own) healthcare expenses equal to the applicable annual deductible for an HSA-qualified plan, and (2) with respect to any particular medical expense, are not eligible for payment, sharing, or reimbursement of the expense in any manner by both the Healthcare Sharing Ministry and the HSA. In other words, the HSA-qualified plan deductible would still apply and a medical expense could not be reimbursed twice. These arrangements would encourage individuals to keep medical spending low by encouraging less costly behaviors and greater negotiation with medical providers. In expanding the flexibility of these arrangements, however, distinguishing genuine Healthcare Sharing Ministries from plans and organizations that mischaracterize themselves as such would be essential.

Benefit of Expanding Health Reimbursement Arrangements

Since HSAs are the property of the individual, increasing consumers' ability to use HSAs is likely the best way to encourage first-party payment. Expanding HRAs could also encourage more efficiency through greater consumer control over their healthcare and somewhat reduced third-party payment.

Originally described in IRS guidance in 2002,[303] HRAs allow employers to reimburse their employees' medical expenses. An HRA is an arrangement that is funded solely by an employer and that reimburses an employee for medical expenses incurred by the employee or his or her family up to a maximum dollar amount for a period. Historically, HRAs have often been used by employers that did not choose to offer group insurance to their workers, as well as to supplement group coverage.

As a result of the interpretation of some ACA provisions, HRAs can currently only be offered if employers also offer ACA-compliant group health insurance plans. In implementing the ACA, the Obama administration determined that standalone HRAs violated the ACA prohibition on annual dollar limits and the requirement that group health plans provide certain preventive care without cost sharing. Although the Obama administration issued regulations allowing HRAs to be offered as long as the employee had other group health insurance coverage, the Obama administration restricted individuals' ability to use an HRA to purchase individual market insurance of their own choosing, even

[303] IRS Notice 2002-45, 2002-02 CB 93; Revenue Ruling 2002-41, 2002-2 CB 75.

AMERICAN OVERSIGHT

NV-DA-20-0615-A-006018

if the insurance did not have annual and lifetime dollar limits and covered preventive care without cost sharing.

The following two expansions of HRAs, both proposed in a notice of proposed rule-making issue on October 23, 2018, would increase their usability and provide employers, and their employees, with a greater set of alternatives for financing health coverage. First, reversing the Obama administration restriction on HRAs for individuals with individual market insurance would encourage more employers to offer HRAs, increase consumer choice, and provide equal tax treatment for employee-selected coverage in the individual market as for traditional employer-selected group coverage.[304] In essence, allowing HRAs to be integrated with non-group coverage that does not have annual dollar limits and that covers the necessary preventive care without cost sharing would allow employers to provide a tax-advantaged, defined contribution arrangement for each employee to select the health insurance that best works for his or her circumstances. In addition to the benefit for workers, the proposed rule would better enable businesses to focus on what they do best—serve their customers—and not on navigating and managing complex health benefit designs.

This proposed rule is increasingly important as fewer employees at small and mid-sized firms are enrolled in employer coverage and most employers that do offer a plan only provide their workers a single option. For firms that employ 3-24 workers, the percentage of workers covered by employer health benefits has fallen from 44% in 2010 to 30% in 2018. For firms that employ 25-49 workers, the percentage of workers covered by employer health benefits has fallen from 59 percent in 2010 to 44 percent in 2018. 81 percent of small to midsized employers (fewer than 200 employees), and even 42 percent of larger employers (at least 200 employees), offering health benefits only provide a single coverage option for their employees. Economists have found that increasing plans available to employees is extremely valuable, providing the median consumer equivalent benefit as a 13 percent premium reduction.[305]

An additional way to expand the use of HRAs is to allow a limited "excepted benefit" HRA that, as with all excepted benefits, would not be subject to the ACA's market rules (such as the prohibition on annual dollar limits and the requirement to cover preventive care without cost sharing) or certain other requirements for group health plans under the Code and the Employee Retirement Income Security Act of 1974 (ERISA). Providing an excepted benefit HRA would reduce the bias toward comprehensive ESI and allow employees another tax-advantaged arrangement to finance limited healthcare expenses. The proposed regulation would permit employers that offer traditional group coverage to

---

[304] 83 FR 54420. *Federal Register*. A Proposed Rule by the Internal Revenue Service, the Employee Benefits Security Administration, and the Health and Human Services Department on October 29, 2018. https://www.federalregister.gov/documents/2018/10/29/2018-23183/health-reimbursement-arrangements-and-other-account-based-group-health-plans

[305] Dafny, L., Ho, K., and Varela, M. Let Them Have Choice: Gains from Shifting Away from Employer-Sponsored Health Insurance and Toward an Individual Exchange. *American Economic Journal: Economic Policy*. 2013 February; 5(1): 32-58. https://www.jstor.org/stable/23358336?seq=1#metadata_info_tab_contents

AMERICAN OVERSIGHT

provide an HRA of up to $1,800 per year (indexed to inflation) to reimburse an employee for certain qualified medical expenses, including standalone dental benefits and premiums for a short-term health insurance plan.

According to preliminary estimates from the Treasury Department, once fully phased in, roughly 800,000 employers are expected to provide HRAs to pay for individual health insurance coverage to over 10 million employees. Some experts, such as Harvard Business School professor Regina Herzlinger, suggest the effect could be larger since expanded HRAs will create a more efficient healthcare system as consumerism will be unleashed.[306] This phenomenon could lead to increased workforce investment and higher wages as less is spent on health insurance and could spur innovation among providers and insurers as they directly compete for consumer dollars.

Recommendations: Realign Incentives

- Congress should expand consumers' abilities to benefit from Health Savings Accounts (HSAs), including by allowing a greater number of plans (e.g. any plan with an actuarial value below 70 percent) to be HSA-qualified plans, raising the contribution limit on HSAs, allowing people to use their HSA to pay HSA-qualified non-group premiums, allowing Medicare beneficiaries in enrolled high-deductible health plans to contribute to an HSA, and enabling consumers with HSAs to enter into provider-consumer fixed-fee arrangements, including direct primary-care arrangements.
- The administration should explore ways to administratively expand consumers' abilities to benefit from HSAs, including by interpreting preventive services to allow HSA-qualified plans greater ability to cover preventive low-cost treatments for chronic conditions.
- Consistent with Executive Order 13813, the administration should work through the regulatory process to increase the usability of HRAs, to expand employers' ability to offer HRAs to their employees, and to allow HRAs to be used in conjunction with non-group coverage.

The Unintended Consequences of Federal Policies

Delivery System Reform

Policymakers generally agree that the U. S. healthcare system's reliance on fee-for-service, third-party financing has contributed to a system that produces high costs with uneven quality. The increasing recognition among policymakers of this dynamic has led to recent

---

[306] Herzlinger, Regina and Klein, Joel. The IRS can save American health care. *Wall Street Journal*. July 1, 2018. https://www.wsj.com/articles/the-irs-can-save-american-health-care-1530477705 See also: https://www.researchgate.net/profile/Barak_Richman/publication/316282783_Changing_the_Tax_Code_to_Create_Consumer-Driven_Health_Insurance_Competition/links/594aa2b7458515225a830ab4/Changing-the-Tax-Code-to-Create-Consumer-Driven-Health-Insurance-Competition.pdf

AMERICAN OVERSIGHT

reimbursement policies that attempt to move away from rewarding volume (fee-for-service) to rewarding value. Many delivery system reform efforts to date have sought to transfer risk to entities with better incentives for managing costs and delivering value to patients. One of the most successful examples of this has been Medicare Advantage, which has moved away from a fee-for-service model, improved incentives, and has generally produced higher value (better care per unit of cost) for patients. The success of Medicare Advantage is based on better empowering consumers—letting them determine what constitutes value, as opposed to deferring the judgement to Washington. As HHS Secretary Azar has stated, if the government writes the equation for value, the answer is never going to be cheap or simple, and special interests will find a way to manipulate it. Relying on the free exchange of information between buyers and sellers, among competing interests, can deliver better outcomes from our healthcare system at a lower cost with patients, not the government, in charge.[307]

ACOs

Various structures have been tried in different settings by the prior administration. However, they have often relied on the government (rather than patients and the private sector) to define value, rather than allowing patient choice. One such approach has been the development of Accountable Care Organizations (ACOs), groups of doctors, hospitals and other providers that work together to manage and coordinate care for Medicare fee-for-service beneficiaries through an accountable care organization, whose performance is evaluated according to quality standards established by the government. ACOs were intended to improve coordination of care between primary care providers, specialists, and hospitals by holding providers accountable for patient outcomes and total costs. When considering the future of ACOs and broader delivery system reform efforts, it is critical to understand the history of ACOs and their effect on provider competition.

The largest Medicare ACO program is the Medicare Shared Savings Program (MSSP), in which Medicare shares in the financial savings and losses generated by ACOs. In 2018, there were 561 MSSP ACOs, which enrolled 10.5 million beneficiaries.[308] Importantly, most MSSP participants are not responsible for financial risk if their spending is above established targets (i.e., one-sided financial risk). New payment models such as Medicare's Next Generation ACOs require providers to take on both shared savings and shared

---

[307] Azar AM. Remarks to the Heritage Foundation. U.S. Department of Health & Human Services. https://www.hhs.gov/about/leadership/secretary/speeches/2018-speeches/remarks-to-the-heritage-foundation.html. Accessed September 21, 2018.

[308] Medicare shared savings program fast facts. Centers for Medicare and Medicaid Services (CMS). January 2018. https://www.cms.gov/Medicare/Medicare-Fee-for-Service-Payment/sharedsavingsprogram/Downloads/SSP-2018-Fast-Facts.pdf. Accessed August 24, 2018.

AMERICAN OVERSIGHT

NV-DA-20-0615-A-006021

losses[309] (i.e., two-sided financial risk).[310] These models may offer important learning opportunities to test public-private initiatives that aim to increase value since two-sided financial risk represents better incentives to achieve value than one-sided financial risk. Over time, two-sided financial risk should be paired with some control over the inputs to match outcome accountability.

ACO Impact on Provider Competition

While changes such as ACOs and other alternative payment models (APMs) may hold the promise of improved care coordination and better aligned financial incentives, they may also encourage provider consolidation that increases market concentration, drives up prices, and decreases competition between providers. This may occur as hospitals purchase physician practices (vertical integration), or through mergers between hospitals or between physician practices (horizontal integration). Although a causal link has not yet been identified, some studies have found that vertical integration has been associated with higher prices and spending in some markets and for some providers.[311] In California, hospital-owned physician practices have higher per-patient spending than physician-owned practices.[312] Most economists believe that horizontal integration threatens consumers with higher prices as well as reduced options.

Some experts have suggested that hospital-acquired practices increase the use of evidence-based care such as disease registries, nurse care managers, and reminders to patients that can improve quality of care and outcomes more than physician-owned practices that do not use such care management practices.[313] However, hospital-owned practices may have higher rates of emergency department visits and higher Medicare spending per patient.[314]

---

[309] Shared savings and losses are determined against a benchmark based on baseline and national and regional trends.
[310] A patient-centered medical home is a model of care coordination in which care is comprehensive and coordinated across multiple resources within the healthcare system as well as the broader community. More information can be found at Defining the PCMH. U.S. Department of Health & Human Services AHRQ. https://pcmh.ahrq.gov/page/defining-pcmh. Accessed August 25, 2018.
[311] Baker LC, Bundorf MK, Kessler DP. Vertical integration: hospital ownership of physician practices is associated with higher prices and spending. *Health Aff (Millwood)*. 2014 May;33(5):756-763.
[312] Robinson JC, Miller K. Total expenditures per patient in hospital-owned and physician-owned physician organizations in California. *JAMA*. 2014;312(16):1663–1669.
[313] Bishop TF, Shortell SM, Ramsay PP, Copeland KR, Casalino LP. Trends in hospital ownership of physician practices and the effect on processes to improve quality. *Am J Manag Care*. 2016 Mar;22(3):172-176; Rodriguez HP, McClellan SR, Bibi S, Casalino LP, Ramsay PP, Shortell SM. Increased use of care management processes and expanded health information technology functions by practice ownership and Medicaid revenue. *Med Care Res Rev*. 2016 Jun;73(3):308-328.
[314] Pesko MF, Ryan AM, Shortell SM, et al. Spending per Medicare beneficiary is higher in hospital-owned small- and medium-sized physician practices. *Health Serv Res*. 2017 Sep 21. doi: 10.1111/1475-6773.12765.

AMERICAN OVERSIGHT

This may be why greater physician-hospital integration has been linked to higher commercial prices for outpatient care[315] and hospital prices.[316]

The FTC and the Justice Department worked closely with CMS to develop ACO eligibility criteria so Medicare Shared Savings Program ACO applicants meet clinical integration requirements, avoiding antitrust concerns.[317] In order to facilitate compliance with antitrust rules, the FTC and DOJ developed antitrust guidance and policy for ACOs,[318] defining antitrust safety zones as well as areas of potential concern where providers have high market power based on their share of the primary service area. The antitrust authorities continue to monitor ACOs for potential antitrust violations.

Research to date indicates that ACOs tend to develop in competitive markets; and only in a minority of markets have ACOs increased physician concentration.[319] One recent study found that markets with higher ACO penetration did not experience differential changes in physician-hospital integration, practice size, or market concentration of physicians or hospitals from 2008 to 2013.[320] The study also found high ACO penetration markets had more competitive hospital and insurance markets and higher commercial HMO penetration. The authors did note that continued consolidation might be a defensive response to the potential threat from new payment models, as larger health systems may be able to resist payer pressures to enter into risk contracts.

Importantly, provider consolidation began prior to the start of delivery system reform efforts. In one study of hospital acquisition of practices between 2006 and 2013, vertical integration peaked in 2011. Hospitals mostly bought small primary care, multi-specialty, or cardiology practices; case studies of hospitals indicated the primary motivation was to increase referrals and negotiate higher payment rates with insurers.[321]

---

[315] Neprash HT, Chernew ME, Hicks AL, Gibson T, McWilliams JM. Association of financial integration between physicians and hospitals with commercial health care prices. *JAMA Intern Med*. 2015 Dec;175(12):1932-1939.
[316] Baker LC, Bundorf MK, Kessler DP. Vertical integration: hospital ownership of physician practices is associated with higher prices and spending. *Health Aff (Millwood)*. 2014 May;33(5):756-763.
[317] Federal Trade Commission and Department of Justice. Statement of antitrust enforcement policy regarding accountable care organizations participating in the Medicare Shared Savings Program. *Fed Register*. 2011 Oct 28;76(209):67026-67032. https://www.gpo.gov/fdsys/pkg/FR-2011-10-28/pdf/2011-27944.pdf. Accessed August 24, 2018.
[318] Accountable care organizations. FTC. https://www.ftc.gov/tips-advice/competition-guidance/industry-guidance/health-care/accountable-care-organizations. Accessed August 24, 2018; Federal Trade Commission and Department of Justice. Statement of antitrust enforcement policy regarding accountable care organizations participating in the Medicare Shared Savings Program. *Fed Register*. 2011 Oct 28;76(209):67026-67032. https://www.gpo.gov/fdsys/pkg/FR-2011-10-28/pdf/2011-27944.pdf. Accessed August 24, 2018.
[319] Richards MR, Smith CT, Graves AJ, Buntin MB, Resnick MJ. Physician competition in the era of accountable care organizations. *Health Serv Res*. 2018 Apr;53(2):1272-1285.
[320] Neprash HT, Chernew ME, McWilliams JM. Little evidence exists to support the expectation that providers would consolidate to enter new payment models. *Health Aff (Millwood)*. 2017 Feb 1;36(2):346-354.
[321] West J, Johnson G, Jha AK. Trends in acquisitions of physician practices and subsequent clinical integration: a mixed methods study. *J Eval Clin Pract*. 2017 Dec;23(6):1444-1450.

AMERICAN OVERSIGHT

NV-DA-20-0615-A-006023

A Robert Wood Johnson Foundation project on the impact of hospital consolidation concluded that early trends in consolidation were primarily to improve bargaining power and did not necessarily involve clinical integration.[322] Some potential factors related to delivery-system reform that may be contributing to provider consolidation include large health system economies of scale and ability to handle increasing quality and cost measurement reporting. The capital and resource requirements to transform a primary care practice, even within a practice, are substantial. The financial and administrative demands of delivery system reform may incentivize small practices and solo practitioners to accept buy-outs by hospitals and health systems or leave the profession prematurely. The trend toward large systems is likely not be better for patients. A 2013 study found that larger health systems participating in payment reform have not shown better patient outcomes or lower spending,[323] whereas small practices have seen lower rates of preventable admissions.[324] Thus, it is important that delivery system reform efforts do not harm smaller practices that lack economies of scale to satisfy new rules and requirements accompanying delivery system reform more easily.

Recommendations: Delivery System Reform

- The administration should focus on identifying alternative payment models that allow free markets and patients to define value, rather than rely on technical and burdensome definitions invented in Washington.
- The administration should evaluate the best metrics for measuring value and quality in the healthcare sector, eliminating unnecessary and potentially counterproductive measures and reducing the burden on providers.
- The administration should ensure that smaller physician and provider practices are not unduly harmed by delivery system reform and corresponding requirements.
- The administration should ensure that these delivery system reform models, which aim to hold providers accountable to a set of population-based metrics and total spending, foster collaboration across systems within a geographic area and do not produce harmful consolidation, particularly horizontal consolidation.
- The Administration should pursue policies and programs that encourage value, competition, and choice, such as Medicare Advantage, and move away from a fee-for-service model.

---

[322] Gaynor M, Town R. The impact of hospital consolidation—update. Robert Wood Johnson Foundation, The Synthesis Project, Policy Brief No. 9, June 2012. http://www.rwjf.org/content/dam/farm/reports/issue_briefs/2012/rwjf73261. Accessed August 21, 2018.

[323] McWilliams JM, Chernew ME, Zaslavsky AM, Hamed P, Landon BE. Delivery system integration and health care spending and quality for Medicare beneficiaries. *JAMA Intern Med*. 2013 Aug 12;173(15):1447-1456.

[324] Casalino LP, Pesko MF, Ryan AM, et al. Small primary care physician practices have low rates of preventable hospital admissions. *Health Aff (Millwood)*. 2014 Sep;33(9):1680-1688.

AMERICAN OVERSIGHT

Positively Realigning Incentives through Payment Reform

Patients with certain clinical needs can often seek care in one of a variety of settings. Medicare fee-for-service (FFS) reimbursement is often based predominately on the setting of care and not the patient's underlying medical need. This can create incentives for providers to refer patients selectively to more highly reimbursed care settings, unjustifiably increasing concentration and spending. Two examples of service types with multiple venue options are post-acute care (PAC) and certain physician services furnished in hospital outpatient departments (HOPD).

Post-Acute Care

Medicare post-acute care (PAC) providers are primarily used for recuperation and rehabilitation. These providers include home health agencies (HHAs), skilled nursing facilities (SNFs), inpatient rehabilitation facilities (IRFs), and long-term care hospitals (LTCHs). In 2016, Medicare spent approximately $60 billion on Medicare PAC services. Per statute, separate Medicare prospective payment systems (PPSs) were developed for each Medicare PAC setting. Base PPS payments for each of these settings differs considerably, even though the clinical characteristics of patients and the services delivered at any of the four PAC settings may be similar. The 2018 base PAC PPS payments (i.e., base payments prior to adjustments such as case mix) are about $15,000 per discharge for IRF, about $400 per diem for SNF (up to 100 days in a covered spell of illness), about $3,000 per 60-day episode for an HHA, and about $41,000 per discharge for a standard LTCH stay or an inpatient hospital with comparable payment rate for patients who meet statutorily specified LTCH eligibility criteria. A unified or site-neutral PAC prospective payment system would base Medicare payment on the clinical characteristics of the patient instead of the provider setting.

Hospital Outpatient Departments

Many of the services delivered by hospital outpatient departments (HOPDs), such as evaluation and management visits, endoscopies, and imaging services, are also delivered in physician offices and ambulatory surgical centers (ASCs). Medicare FFS benefit payments are projected to be $50 billion in 2018 and $100 billion in 2027 for these services.[325] Conceptually, physician reimbursement for ambulatory services has two components: the professional component, which covers the physician time, and the technical (also called facility) component, which covers the cost of the office, equipment, and auxiliary staff's time. The professional component is paid under the Medicare Physicians Fee Schedule (PFS) regardless of the place of service. However, the technical component is typically higher in the HOPD than in a physician's office or ambulatory surgical center.

---

[325] CBO Baseline, 2017. These figures include some services that are not paid under OPPS. Some of these HOPD payments are copayments and some are paid via Part B premium. Also, these figures pertain to FFS enrollees only. Any change in payment rates will yield savings on the Medicare Advantage side.

AMERICAN OVERSIGHT

NV-DA-20-0615-A-006025

Sec. 603 of the Bipartisan Budget Act of 2015 (BBA) modified how off campus outpatient services are paid. Prior to enactment of the BBA, hospitals were able to purchase freestanding clinics and bill for outpatient services under the Outpatient Prospective Payment System (OPPS) for the services furnished at these off-campus provider based departments. Sec. 603 changed the incentives so that after January 1, 2017, services furnished by certain off-campus provider based departments would no longer be payable under the OPPS (and would generally instead be paid lower rates under the Physician Fee Schedule), effectively decreasing payments for these services and eliminating an incentive for hospitals to purchase these freestanding clinics. Clinics purchased by the hospitals prior to November 2, 2015 or which were located less than 250 yards away from a remote location of the hospital were "grandfathered," and continue to have services rendered paid under OPPS. Elimination of this incentive to consolidate will hopefully serve to maintain market competition and slow increases in Medicare and private insurance sending.

Recommendations: Positively Realigning Incentives through Payment Reform

- Congress should establish site neutral payment policies based on the anticipated clinical needs and risk factors of the patient, rather than the site of service. In delivering these reforms, Congress should account for differing levels of patient acuity.
- State Medicaid programs should embrace site neutrality as a goal and reform their payment systems to pay for the value delivered where value is defined according to a relatively limited, straightforward, and non-gameable set of metrics. Additionally, metrics should not be designed and proposed solely by the entities to which they will ultimately apply.

Quality Improvement and the Measurement and Reporting of Quality

One of the earliest experiences with quality reporting was the publication of "report cards" in New York and Pennsylvania, which started reporting physician and hospital coronary artery bypass graft (CABG) surgery mortality rates in the 1990s. These efforts led to some early successes, including a 41 percent decline in risk-adjusted mortality rates[326] and 27 surgeons with low volume and high mortality rates ceasing performing CABG surgeries.[327] Potential drawbacks are that report cards may have produced some "cherry picking" by providers, so that fewer severely ill patients received CABG and health outcomes for

[326] Hannan EL, Kilburn H, Racz M, Shields E, Chassin MR. Improving the outcomes of coronary artery bypass surgery in New York State. *JAMA*. 1994;271(10):761-766.
[327] Chassin MR, Hannan EL, DeBuono, BA. Benefits and hazards of reporting medical outcomes publicly. *N Engl J Med*. 1996;334(6):394-398.

AMERICAN OVERSIGHT

severely ill patients worsened.[328] Several other studies have demonstrated positive results from measuring quality outcomes and publishing the results.[329]

While value is best determined by private sector interactions, the government can play a productive role in collecting and making available data that patients and insurance companies can use to make more informed decisions. In the past, the government has often failed to establish sensible metrics, creating significant reporting burdens for providers and metrics that are not informative for patients or industry and can easily be gamed when reimbursement is tied to them.

Quality Reporting History

Following the publication of the landmark reports, To Err is Human and Crossing the Quality Chasm by the Institute of Medicine in 1999 and 2001 respectively, numerous quality-reporting requirements have been imposed on providers. The premise of quality reporting is that it will motivate providers to improve the quality of healthcare they deliver and provide patients with the information they need to make informed choices about their

---

[328] Dranov D, Kessler D, McClellan M, Satterthwaite M. Is more information better? The effects of 'Report Cards' on health care providers. *J Polit Econ*. 2003;111(3):555-588.

[329] In 1997, for example, the Cleveland Health Quality Choice project began a regional initiative to disseminate data to profile hospital performance and found improved outcomes in risk-adjusted mortality for six medical and two surgical procedures. (Rosenthal GE, Quinn L, Harper DL. Declines in hospital mortality associated with a regional initiative to measure hospital performance. *Am J Med Qual*. 1997 Summer;12(2):103-112. PMID: 9161057). In addition, a 2008 Pennsylvania study showed significantly lower odds of in-hospital mortality associated with intensive public reporting (OR=0.59-0.79, p<0.01). (Hollenbeak CS, Gorton CP, Tabak YP, et al. Reductions in mortality associated with intensive public reporting of hospital outcomes. *Am J Med Qual*. 2008;23:279–286). The CABG Outcomes Public Reporting Program (CCORP), mandated by the California legislature in 2003, also generates annual report cards, including risk-adjusted operative mortality rates, for all nonfederal hospitals and surgeons who perform the procedure. The program reported observed mortality decreased statewide (2.90% to 2.22%, p<0.01) and no evidence that high-risk patients denied CABG because of public reporting. (Li Z, Carlisle DM, Marcin JP, et al. Impact of public reporting on access to coronary artery bypass surgery: the California Outcomes Reporting Program. *Ann Thorac Surg*. 2010 Apr;89(4):1131-1138. PMID: 20338320). In addition, in 2016 a systematic review and meta-analysis of impact of public reporting on clinical outcomes, showed positive impact of public reporting on overall mortality (RR=0.85 [95% CI, 0.79-0.92]). (Campanella P, Vukovic V, Parente P, et al. The impact of public reporting on clinical outcomes: a systematic review and meta-analysis. *BMC Health Serv Res*. 2016 Jul 22;16:296.) Finally, an evaluation of state-mandated health-care-associated infection reporting laws on central-line associated bloodstream infection rates at the hospital/ICU level found that states with such laws had lower CLABSI rates beginning approximately six months prior to the law's effective date (IRR = 0.66; p < .001). This effect has persisted for > 6.5 years. (Liu H, Herzig CTA, Dick AW, et al. Impact of state reporting laws on central line-associated bloodstream infection rates in U.S. adult intensive care units. *Health Serv Res*. 2017 Jun;52(3):1079-1098). See also Hannan EL, Kumar D, Racz M, et al. New York State's Cardiac Surgery Reporting System: four years later. *Ann Thorac Surg*. 1994 Dec;58(6):1852-1857. PMID: 7979781; Chassin MR, Hannan EL, DeBuono BA. Benefits and hazards of reporting medical outcomes publicly. *N Engl J Med*. 1996 Feb 8;334(6):394-398. PMID: 8538714; Dehmer GJ, Drozda JP Jr, Brindis RG, et al. Public reporting of clinical quality data: an update for cardiovascular specialists. *J Am Coll Cardiol*. 2014 Apr 8;63(13):1239-1245. Review. PMID: 24509280.

AMERICAN OVERSIGHT

care. Early quality public reporting initiatives centered around hospital mortality rates,[330] and required many providers to abstract data manually from patient charts.

The Deficit Reduction Act of 2005 mandated that HHS develop a plan for value-based purchasing for Medicare hospitals starting in 2009, which led to Medicare's first pay-for-reporting programs for hospitals and physicians.[331] Medicare tested the first hospital pay-for-performance program through a partnership with Premier, an alliance of hospitals, in the Hospital Quality Incentive Demonstration,[332] a six-year program that awarded top-performing hospitals with bonuses based on evidence-based quality measures for five clinical conditions. This demonstration showed improvements in quality for participants and those who publicly reported quality.[333] Refinements to Premier's methodology, rewarding both achievement and improvement as a means to address disparities,[334] have led to implementation of similar features in Medicare's current value-based purchasing programs.

Since 2003, HHS has published a national report on quality and disparities through national databases in the Agency for Healthcare Research and Quality (AHRQ). The data show continued disparities among providers alongside overall improvements. The National Quality Forum is now looking at methodologies to display this data to providers to help improve care for disadvantaged populations (including poor, rural, and vulnerable populations) by reporting potentially preventable admissions that reflect the quality of primary care or higher rates of delayed care due to affordability.[335]

Medicare's Physician Value-Modifier (VM) program, a physician pay-for-performance program, sought to extend the goals of quality improvement in the ambulatory care setting and assess population outcomes such as preventable admissions, using Medicare claims

---

[330] These early quality measures relied on manual abstraction from medical records. The below support the claim this was a burden: General Accounting Office. Report cards: a useful concept but significant issues need to be addressed. Washington, D.C.: Government Printing Office, 1994.
See also: Epstein A. Performance reports on quality--prototypes, problems, and prospects. N Engl J Med. 1995 Jul 6;333(1):57-61.

[331] Damberg CL, Sorbero M, Mehrotra A, Teleki S, Lovejoy S, Bradley L. An environmental scan of pay for performance in the hospital setting: final report. Working paper prepared by RAND. Office of the Assistant Secretary for Planning and Evaluation, U.S. Department of Health and Human Services. November 2007. https://aspe.hhs.gov/system/files/pdf/75266/PayPerform07.pdf. Accessed August 25, 2018.

[332] Premier Hospital Quality Incentive Demonstration. https://www.cms.gov/Medicare/Quality-Initiatives-Patient-Assessment-Instruments/HospitalQualityInits/Downloads/HospitalPremierPressRelease-FactSheet.pdf. Accessed August 25, 2018.

[333] Centers for Medicare and Medicaid Services, Evaluation of the Premier Hospital Quality Incentive Demonstration. Executive Summary. March 3, 2009. https://www.cms.gov/Research-Statistics-Data-and-Systems/Statistics-Trends-and-Reports/Reports/downloads/Premier_ExecSum_2010.pdf. Accessed August 25, 2018.

[334] Ryan AM, Blustein J, Doran T, Michelow MD, Casalino LP. The effect of Phase 2 of the Premier Hospital Quality Incentive Demonstration on incentive payments to hospitals caring for disadvantaged patients. *Health Serv Res*. 2012;47(4):1418-1436.

[335] Compendium of U.S. Health Systems, 2016. U.S. Department of Health and Human Services, AHRQ. https://www.ahrq.gov/chsp/compendium/index.html. Accessed August 25, 2018.

AMERICAN OVERSIGHT

data. In addition, the Quality Payment Program, enacted in 2015 through MACRA, has created another requirement for physicians to report on measures. Like the Value Modifier Program, the Quality Payment Program also assesses clinicians and group practices on population level outcomes including all-cause readmissions and avoidable ER visits.

Quality metrics have a greater effect on providers than on patients. Many of the patients did not consult the report cards, and of those who did, many reported that they did not affect their choice of hospitals or surgeons.[336] However, the quality metrics certainly affect providers who do not wish to be publicly identified as potentially harming patients, and this seemingly drives many providers to improve. Although measuring quality has generally produced positive results, the proliferation of measures produces a burden that discourages providers and likely takes away from patient care. Moreover, many providers have learned to game certain measures or have become sophisticated in explaining away bad results as attributable to improper risk adjustment.

The shift to value-based payment, the large number of quality measures, and the potential lack of alignment in measures required by different payers (e.g., Medicare, state Medicaid agencies, and health insurers) further increases the burden of quality reporting on providers. Each year physicians and their staff in four common practice areas (cardiology, orthopedics, primary care, and multispecialty) spend 15.1 hours per week per physician on reporting quality measures—about 785 hours per physician per year—at an estimated average annual cost of $40,069 per physician or $15.4 billion per year for these specialties.[337] This is clearly too much, especially given the problems intrinsic to many of the metrics being recorded. CMS estimated the total costs burden of MIPS in the first year to be $1.3 billion in 2017, decreasing to $694 million by 2018 due to fewer clinicians being eligible under revised volume requirements.

Half of physicians and 38 percent of nurse practitioners and physician assistants report that quality reporting requirements have a negative impact on the quality of care.[338] This stands out as another example of well-intentioned government action having unintended consequences. To address this issue, the National Quality Forum (NQF) has endorsed a set of common quality reporting measures for use by public and private payers. Under current

---

[336] Marshall MN, Shekelle PG, Leatherman S, Brook RH. The public release of performance data: what can we expect to gain. A review of the evidence. *JAMA*. 2000;2831866-1874; Schneider EC, Epstein AM. Use of public performance reports: a survey of patients undergoing cardiac surgery. *JAMA*. 1998;2791638-1642.

[337] Casalino LP, Gans D, Weber R, et al. US physician practices spend more than $15.4 billion annually to report quality measures. *Health Aff (Millwood)*. 2016 Mar;35(3):401-406.

[338] Ryan J, Doty MM, Hamel L, Norton M, Abrams MK, Brodie M. Primary care providers' views of recent trends in healthcare delivery and payment: findings from the Commonwealth/Kaiser Family Foundation 2015 National Survey of Primary Care Providers. Commonwealth Fund/Kaiser Family Foundation. Issue Brief. August 5, 2015. https://www.commonwealthfund.org/publications/issue-briefs/2015/aug/primary-care-providers-views-recent-trends-health-care-delivery. Accessed August 25, 2018.

AMERICAN OVERSIGHT

law, NQF endorsement is required to ensure standardization and stakeholder input in measures used for quality reporting and performance-based payment.

Another recent private-public effort, Core Quality Measures Collaborative,[339] has worked to align measure specifications across payers including Medicare and Medicaid. In addition, CMS's Meaningful Measures Initiative removed 18 hospital reporting measures and is proposing removal of 36 measures from the MIPS program that have showed no variation and are topped-out (i.e. already showing high level of performance with minimal to no variation).

Impact of Quality Reporting on Competition

A recent report by the Government Accountability Office (GAO) predicts that many small practices will be unable to transition to MIPS due to lack of financial resources.[340] The new requirements potentially disadvantage small, independent practices or solo practitioners who, unlike large health systems, are less likely to have the administrative infrastructure and staffing resources (e.g., a practice manager or other administrative staff) to report efficiently on quality and conduct regular quality improvement activities to improve performance. One potential concern is that practices that participate in these programs may harm patient care if they need to divert limited resources to reports and bureaucracy and away from actual quality improvement and patient care. The financial effects from penalties, diverted resources, and poor performance results could affect their ability to stay in business, force them to merge with larger systems, or lead to early retirement.

The GAO also suggests that small practices could work with partners to share in financial risk and help coordinate services, as well as work with non-partners in order to support quality reporting, patient surveys, and EHR requirements. Since many practices would like to remain independent and there is increasing evidence that small independent practices provide higher quality of care, such as fewer preventable hospital admissions, at lower cost,[341] enabling them to achieve these benefits while remaining independent is important.

Recommendations: Quality Improvement and the Measurement and Reporting of Quality

- As proposed by the Centers for Medicare and Medicaid Services' Patients over Paperwork initiative, the administration should streamline and standardize quality measures across programs to avoid duplicative reporting requirements and limit the number of measures where the expected cost of collecting the measure

---

[339] Core measures. CMS. https://www.cms.gov/Medicare/Quality-Initiatives-Patient-Assessment-Instruments/QualityMeasures/Core-Measures.html. Accessed August 25, 2018.

[340] Medicare value-based payment models: participation challenges and available assistance for small and rural practices. U.S. Government Accountability Office (GAO). Report to Congressional Committees. December 2016. https://www.gao.gov/assets/690/681541.pdf. Accessed August 25, 2018.

[341] Casalino LP, Pesko MF, Ryan AM, et al. Small primary care physician practices have low rates of preventable hospital admissions. *Health Aff (Millwood)*. 2014 Sep;33(9):1680-1688.

AMERICAN OVERSIGHT

NV-DA-20-0615-A-006030

exceeds the expected benefit. In addition, the administration should collaborate with state Medicaid programs, private payers, and other government payers to align and streamline quality measures and reporting structures to reduce physician burden.

- The administration should seek to develop measures that are meaningful to providers and patients, and help them assess quality and value.
- The administration should focus on providing a framework for quality reporting in plain language that is more accessible and appealing to consumers.
- The administration should consider providing incentives and technical assistance to support the development of virtual provider groups (e.g., independent practice associations, alternative payment models, or regional quality collaboratives) that can increase the competitiveness of small practices through access to shared resources and help build capacity for care management.
- HHS should explore opportunities to initiate research into machine learning techniques that can directly access data on CMS beneficiaries from the provider Electronic Medical Records (EMRs) using open application program interfaces in order to enable quality analysis and payments based on value while reducing burden and cost and benefitting the public.

AMERICAN OVERSIGHT

NV-DA-20-0615-A-006031

Section Four:
Enabling Consumer-Driven Healthcare

Rising healthcare spending is partly attributable to consumers' insulation from the true market price of healthcare services through the presence of third-party payment. Historically, consumers have had little reason to seek out, or price shop for, lower-cost or higher-value providers and services due to the abundance of third-party payment. Instead, reimbursement rates are negotiated between third-party payers, generally the government or insurers, and providers. And consumers generally are provided with little information on the prices of healthcare products and services.

Perhaps not surprisingly, there is a wide variation in prices charged across providers, even within a geographic area.[342] Substantial savings could be achieved if consumers actively shopped and selected lower-cost providers. For example, Table 2 demonstrates the potential savings for people who self-pay relative to the insurance rate. Unlike most industries, which typically offer relatively uniform prices to most consumers, the reimbursement of a specific service will vary significantly based on the third-party payer with which a consumer is aligned. It is also worth noting that consumers may receive a lower price by paying cash for services.[343] Yet it can be difficult for consumers to find price information.

Table 2

[342] Newman D, Parente S, Barrette E, Kennedy K. DATAWATCH: Prices for common medical services vary substantially among the commercially insured. *Health Aff.* 2016;35:5923-5927. doi:10.1377/hlthaff.2015.1379.
[343] Beck M. How to cut your health-care bill: pay cash. *Wall Street Journal*. February 15, 2016. https://www.wsj.com/articles/how-to-cut-your-health-care-bill-pay-cash-1455592277. Accessed August 25, 2018.

AMERICAN OVERSIGHT

The Cash Advantage

Patients who pay cash upfront for medical services can sometimes make out better than they would by using their insurance, especially if they have high-deductible plans and pay the insured rate in full. Some examples:

PROCEDURE	FACILITY | CITY	SELF-PAY RATE	INSURANCE RATE	INSURANCE COMPANY
MRI of the foot	**Regional Medical Imaging** | Flint, Mich.	**$379**	**$445**	Aetna
Tonsillectomy	**Banner Desert Medical Center** | Mesa, Ariz.	**$2,858***	**$5,442**	Arizona Blue Cross Blue Shield
MRI of the knee	**Boulder Community Hospital** | Boulder, Colo.	**$600**	**$1,100**	Arizona Blue Cross Blue Shield

Note: Insurers' rates may vary by plan. *Not including physicians' fees, typically $1,000 to $1,400.

Sources: the providers; insurers' cost-estimator tools

TABLE: WALL STREET JOURNAL

In sum, the abundance of third-party payment creates a system in which consumers generally do not shop on price and providers lack incentives to compete on price and quality to attract and retain patients. Of note, while the third-party payers have knowledge of the reimbursement schedule, price transparency at this level is inefficient for two reasons: (1) Insurers may lack incentives to obtain lower prices especially if profits are capped at a percentage of spending, and (2) Insurance introduces moral hazard and waste.

Despite the current foundational impediments to establishing a consumer-driven market, some examples provide insight into the results that might be achievable if consumers had greater incentives and ability to make informed decisions about their healthcare consumption.

Some government tax policies and payers' benefit design strategies have sought to encourage consumers to become more actively engaged in purchase decisions. As discussed earlier, consumer-directed models, such HDHP linked to HSAs, hold the promise of increasing consumer engagement in their healthcare decisions. So do initiatives that leverage the power of consumer shopping, like reference pricing. As of 2017, more than 20 million people were enrolled in an HSA-qualified plan, although only about 40 percent

AMERICAN OVERSIGHT

of these enrollees contributed to an HSA.[344] One study found that HDHPs produce lower spending, primarily due to less utilization.[345] Combining HDHPs with consumer-driven HSAs could create more effective incentive structures than existing third-party arrangements, incentivizing patients to shop for higher-value care without forgoing necessary treatments. However, patients cannot make fully informed decisions about where to receive care without information about the cost and quality of providers. Unfortunately, consumers often lack meaningful and understandable price information.

Price Transparency in Action: in CalPERS PPO plans

Since 2011, CalPERS has used reference pricing for its PPO enrollees. Services that use reference pricing include joint replacement, arthroscopy, cataract removal, and colonoscopy.

Results:

- 9-14 percentage point increase in the use of low-price facilities.
- Reduction in prices 17-21%.

Payers Can Improve Incentives

Empowering consumers with price information and realigning financial incentives to give consumers a greater stake in their healthcare decisions has been shown to lower prices without affecting quality. One model for increasing consumer engagement is the use of reference-based pricing. Reference pricing places an upper limit on the amount of reimbursement a payer will pay for a medical service. Generally, the reference price is set to a specific percentile of the distribution of provider reimbursements in a market, such as the median reimbursement. If an enrollee receives care from a provider that charges above the reference price, then the enrollee is responsible for the difference.

Reference pricing has been shown to reduce the variation in prices across providers, as providers increasingly compete on price. When the California Public Employees' Retirement System (CalPERS), which provides benefits to over 1.4 million enrollees, started using reference pricing, higher-cost providers soon responded by lowering their prices to attract these enrollees (Robinson 2017).[346] CalPERS distributed lists of hospitals that exceeded a certain quality threshold and had different prices for its enrollees. Consumers increasingly used lower-cost providers with no negative impact on quality.[347]

---

[344] Fronstin, P. Has enrollment in HSA-eligible plans stalled? Washington, D.C. Employee Benefit Research Institute. February 16, 2018 [cited 2018 May 7]. https://www.ebri.org/pdf/briefspdf/EBRI_IB_441.pdf. Accessed August 25, 2018.

[345] Brot-Goldberg ZC, Chandra A, Handel BR, Kolstad JT. What does a deductible do? The impact of cost sharing on healthcare prices, quantities, and spending dynamics The Quarterly Journal of Economics. 2017;132(3):1261-1318.

.

[346] Robinson CR, Brown TT, Whaley C. Reference pricing changes "choice architecture" of healthcare for consumers. *Health Aff.* 2017;3:524-530. doi: 10.1377/hlthaff.2016.1256.

[347] *Id.*

AMERICAN OVERSIGHT

(See Figure 2.) CalPERS' experience highlights the potential for realigning incentives using reference-based pricing, to lower cost and increase value in the healthcare system.

The Centers of Excellence contracting approach is another method that many payers use to obtain value for employees. Under this approach, an employer or insurer contracts with specific high-value providers for particular services or procedures and offers its health plan enrollees lower cost sharing for using those providers. Often these arrangements rely on bundled payments, in which the payer reimburses the provider a set amount for a pre-defined episode of care.[348] Centers of Excellence contracting is often used in non-emergency situations in which a consumer can travel to obtain care from a nationally recognized physician or hospital. For example, Walmart covers its health plan enrollees at zero-cost sharing if they travel to the Mayo Clinic, Cleveland Clinic, or another select high-quality provider for cardiac, spine, and transplant surgeries.[349] In addition, Walmart covers travel and lodging costs for the patient and a caregiver.

Price Transparency in Action:

Finding Value in Imaging

In 2010, AIM Health started calling patients referred to MRI providers with substantially higher cost ($400+) or poorer quality than other sites. Patients were notified of a higher value site, but were not forced to switch.

Results:

Reduced Patient Costs

- Saved patients $220 (18.7%) per scan relative to patients in other cities.

Promoted Site Neutrality

- 30% decline in hospital price premium for MRIs
- Use of hospital-based facilities fell from 53% to 45%, 2010-2012

Current State of Price-Transparency Efforts

Meaningful and timely consumer access to prices can supplement benefit designs to help consumers choose lower-cost, higher-value providers. In a competitive, functioning insurance market, insurers would have an incentive to use such approaches.

---

[348] Delbanco SF, Murray R, Berenson RA, Upadhyay, DK. Centers of Excellence. Payment methods and benefit designs: how they work and how they work together to improve healthcare. Urban Institute. April 2016. https://www.urban.org/sites/default/files/06_centers_of_excellence.pdf. Accessed September 21, 2018.

[349] Welborn S. The right care at the right time: expanding our Centers of Excellence network. Walmart. https://news.walmart.com/2016/10/10/the-right-care-at-the-right-time-expanding-our-centers-of-excellence-network. Accessed August 25, 2018.

AMERICAN OVERSIGHT

NV-DA-20-0615-A-006035

To be effective, price transparency efforts must distinguish between the charges a provider bills and the rate negotiated between payers and each provider. Some health plans and self-insured employers have developed price transparency tools for their enrollees. CalPERS uses a price transparency platform that allows patients to see providers' prices along with out-of-pocket costs. Over 90 percent of enrollees in Aetna commercial health plans have access to Aetna's Member Payment Estimator which provides personalized out-of-pocket costs for more than 600 medical services—a helpful resource because it uses negotiated plan prices instead of relatively meaningless charges,[350] and takes into account cost-sharing responsibilities such as any remaining deductible amount.

State governments purchase significant volumes of healthcare goods and services through Medicaid, departments of corrections, and public sector employees' pension and health benefit funds.[351] In this capacity, states have an incentive to reduce their healthcare spending. Realigning incentives and promoting price transparency may help states do so. Most states have some laws related to price transparency; however, states may be able to do more.[352]

At the federal level, the ACA requires hospitals to report annually and make public a list of hospital charges for items and services. Starting in 2013, CMS publicly released average hospital-specific charges per patient and average Medicare payments for common diagnosis-related groups and ambulatory procedures. As part of the FY 2019 Inpatient Prospective Payment System Proposed Rule, CMS updated its guidelines to require hospitals to make available a list of their current standard charges via the internet in a machine readable format and to update this information at least annually, or more often as appropriate, which may make it easier for consumers to find charges and for third parties to collect and analyze data when developing value and price transparency tools or reports. This data may show the very high rates that many hospitals charge for certain services and treatments. The agency also sought comment on how to make this information available in a consumer-friendly interface.

Boosting price transparency will likely have limited utility unless the dampening effect of third-party payment on consumer engagement is also addressed. One study classified 43 percent of healthcare spending as shoppable;[353] however, third-party payment reduces the

---

[350] Charges are defined as the prices of a service, diagnostic test, medical procedure, and other items for which a hospital bills a patient or insurer before any discount is applied. For the most part, charges do not reflect the actual price a consumer pays, as charges do not take into account any discount received through insurance or discount the hospital applies for paying in cash.

[351] Sinaiko AD, Chien AT, Rosenthal MB. The role of states in improving price transparency. *JAMA Int Med*. 2015. 175(6):886-887.

[352] Delbanco S, de Brantes F. States must step up to help consumers gain access to health care prices. *The Health Care Blog*. March 18, 2013. www.thehealthcareblog.com/blog/2013/03/18/states-must-step-up-to-help-consumers-gain-access-to-health-care-prices/. Accessed June 2013.

AMERICAN OVERSIGHT

incentive to shop, resulting in low utilization of price transparency tools. Studies have found that only between 1 percent and 20 percent of patients use price transparency tools when they are available.[354] The most promising results for price transparency tools have been for services that rely less on the established physician-patient relationship and are relatively fungible and shoppable, such as imaging and laboratory tests. Price shopping for imaging services is associated with savings of up to 19 percent.[355] In addition, some evidence suggests this shopping is associated with increased price competition among providers offering these services.[356]

Further development of a consumer market for healthcare, anchored around readily available healthcare prices will likely require reforms to the third-party payment system. Research suggests that without strong financial incentives and accessible data on value (like those present in the CalPERS reference pricing example) consumers are often unwilling to change providers, overly rely on current providers for referrals, and conflate high prices with perceived quality regardless of actual outcomes. Many patients also naturally lose interest in the cost of healthcare once they meet their insurance deductible.[357]

Importantly, price information may be less useful to consumers if price comparisons do not group, or bundle, services into common episodes of care. An episode of care can include multiple services and fees, which makes it difficult for consumers to obtain accurate price estimates. Consumers may be unaware, for example, of separate physician and facility fees, resulting in higher than expected prices and surprise medical bills. By developing a standardized set of services, such as those used in bundled payment approaches, price transparency efforts could better help consumers compare providers.

Not surprisingly, many insurers and providers do not wish to publicize price information, which inhibits price transparency efforts. Employers may lack access to healthcare pricing information if providers or insurers are unwilling to release their prices. In some instances, even self-insured employers lack access to pricing data that their administrator deems

---

[354]Mehrotra MD, Brannen T, Sinaiko, AD. Use patterns of a state healthcare price transparency web site: what do patients shop for? Inquiry. 201; 51:1-3. and Desai S, Hatfield LA, Hicks AL, Sinaiko AD, Chernew ME, Cowling D, et al. Offering a price transparency tool did not reduce overall spending among California public employees and retirees. Health Aff (Millwood). 2017;36(7):1401–07 among others.

[355] Whaley C, Schneider Chafen J, Pinkard S, Kellerman G, Bravata D, Kocher R, et al. Association between availability of health service prices and payments for these services. JAMA. 2014;312(16):1670–6 and Wu S, Sylwestrzak G, Shah C, DeVries A. Price transparency for MRIs increased use of less costly providers and triggered provider competition. Health Affairs. 2014. 33(8):1391-8.

[356] Wu S, Sylwestrzak G, Shah C, DeVries A. Price transparency for MRIs increased use of less costly providers and triggered provider competition. Health Affairs. 2014. 33(8):1391-8.

[357] (Semigran HL, Gourevitch R, Sinaiko AD, et al. Patients' Views on Price Shopping and Price Transparency. *AM J Manag Care*. 2017;23(6);e186-92,, Sinaiko AD, Rosenthal MB. Examining a healthcare price transparency tool: who uses it, and how they shop for care. Health Aff (Millwood). 2016;35(4):662–70, and Volpp, KG. Price transparency: Not a panacea for healthcare costs. JAMA 2016;315(17): 1842-3.

AMERICAN OVERSIGHT

proprietary information,[358] even though the employer is paying for much of their employees' healthcare. The Labor Department has finalized a rule that enhances small employers' and sole proprietors' options for banding together to form Association Health Plans under Title I of the Employee Retirement Income Security Act.[359] Small employers and sole proprietors that form these plans may be able to gain the market power necessary to leverage providers into these pricing arrangements.

Recommendations: Facilitate Price Transparency

- It should be a priority of this administration to ensure that patients are engaged with their healthcare decisions, and have the information they need to be savvy consumers of healthcare. Federal agencies should eliminate any federal rules or policies that create unnecessary barriers to state, federal or private sector initiatives that provide price transparency.
- The administration should consider legislative proposals to empower patients as they shop for healthcare by making it easier to pay directly.
- Congress should seek to empower patients as they shop around for healthcare by making it easier to pay for their healthcare directly. Actions might include:
    - Allowing all Americans, including Medicare beneficiaries, to maintain and contribute to a Health Savings Account, not only those enrolled in high deductible health plans.
    - Increasing flexibility for beneficiaries and providers in the Medicare program by allowing for direct negotiations between these parties so that beneficiaries can access services at a price or under a payment plan that works for them.
- Congress, federal agencies and states should incentivize providers to compete on price, including right to shop modeled on successful state efforts as well as understandable reference pricing models.

Empowering Patients: Using Choice to Bring a Longer-Term View to Healthcare

Difficulty accessing price and use data is a barrier to choice and competition in healthcare. Without ready access to such data, consumers, even those with properly aligned incentives, struggle to shop for value. While a wealth of data exists in the healthcare sector, patients

---

[358] Delbanco S, de Brantes F. States must step up to help consumers gain access to healthcare prices. *The Health Care Blog*. March 18, 2013. www.thehealthcareblog.com/blog/2013/03/18/states-must-step-up-to-help-consumers-gain-access-to-health-care-prices/. Accessed June 2013.

[359] Definition of "employer" under section 3(5) of ERISA-association health plans. *Federal Register*. A final rule by the Employee Benefits Security Administration on June 21, 2018. https://www.federalregister.gov/documents/2018/06/21/2018-12992/definition-of-employer-under-section-35-of-erisa-association-health-plans. Accessed October 5, 2018.

AMERICAN OVERSIGHT

NV-DA-20-0615-A-006038

are often least able to benefit from it. By realigning incentives and better leveraging health data, providers, payers and researchers can help consumers choose more effective treatment options, cut down on wasteful spending, and reduce the growth in their own spending on unnecessary services or treatments.

Claims data captures information on diagnoses, procedures and therapies administered, and retail and outpatient drug dispensing, as well as site of care (provider office, hospital, etc.). When available to payers, researchers and others, such data can fuel insightful comparisons of long-term patient outcomes using different treatment options.[360] While any one data set (claims, clinical, etc.) may not contain all facets of a patient's experience, each can add value. For example, claims data have been increasingly recognized as central to studying long-term patient outcomes and some payers already use it to monitor the effectiveness of patient management.[361] Claims data can also be used to compare population-level outcomes between different payment models and delivery systems, allowing the healthcare system to optimize patient care.[362] The healthcare system has generated claims data over decades, providing a low-cost means to shed light on long-term cost, use and outcomes, across therapeutic options.[363] Today's more advanced technology can now connect claims data across time and location in a secure manner.[364]

To better inform their healthcare decisions and allow patients and providers alike to take a holistic view of patient health, longitudinal studies will be important. These studies are more challenging if patients move across multiple payers over time, and making best use of such data would likely require cooperation among payers and providers. Of course, this data can and should be readily accessible for enrollees in Medicare and Medicaid.

Twenty-five states, in an attempt to support price transparency efforts and make information more accessible for consumers, employers, researchers and others, have established All-Payer Claims Databases (APCDs). Research on this data may generate useful findings, up-to-date price transparency tools, or other patient engagement applications, as well as allow self-insured employers to manage their own costs better. These efforts have had mixed results to date.

---

[360] Hilton RP, Serban N, Zheng RY. Uncovering longitudinal healthcare utilization from patient-level medical claims data. March 4, 2016. https://arxiv.org/pdf/1603.00896.pdf. Accessed August 25, 2018.
[361] Research Action for Health Network (REACHnet): an overview and implications for clinical research. REACHnet. October 19, 2016. Page 8. https://pcornetcommons.org/wp-content/uploads/2017/02/REACHnet-Technical-Paper.pdf. Accessed August 25, 2018.
[362] Hilton RP, Serban N, Zheng RY. Uncovering longitudinal healthcare utilization from patient-level medical claims data. March 4, 2016. https://arxiv.org/pdf/1603.00896.pdf. Accessed August 25, 2018.
[363] Porter J. State innovations in the use of APCD data. APCD Council. https://nashp.org/wp-content/uploads/2015/01/j.porter.24.drilling.claims.data_.pdf. Accessed August 25, 2018
[364] Hammill BG, Hernandez AF, Peterson ED, Fonarow GC, Schulman KA, Curtis LH. Linking inpatient clinical registry data to Medicare claims data using indirect identifiers. *Am Heart J*. 2009 Jun;157(6):995-1000. https://www.ncbi.nlm.nih.gov/pmc/articles/PMC2732025/. Accessed August 25, 2018.

AMERICAN OVERSIGHT

The eventual hope is that this data will allow payers, employers and researchers to better identify variations in pricing and quality across providers and payers. This in turn would help employers and others develop reference-pricing or center-of-excellence payment arrangements. In addition, states, academics and third parties could use these databases to develop price transparency tools, as well as research patient outcomes across providers, services and therapies. These tools may help patients find providers that offer services they value – supplementing often-outdated provider directories. They may also fill in gaps for consumers who lack access to a price transparency tool through their provider, and give employers a tool to compare prices of services across insurers.[365] Leveraging claims data may also help reduce the overuse of unnecessary or wasteful care, likely saving money for consumers, employers and taxpayers.[366]

Once claims data are accessible in a secure manner, any value-added analyses, presentations or tools built from it could be commercialized. This would leverage market forces to boost availability of insights about population health. Consumers could also access user-friendly information comparing price or value at potential sites of care.

Recommendations: Using Choice to Bring a Longer-Term View to Healthcare

- The administration should continue to publicly release and increase access to claims data from taxpayer-funded federal healthcare programs and encourage the private sector and states to build consumer-friendly websites capable of displaying price information for the most common transactions. The administration should work to ensure that such data are technically and financially accessible for third-party transparency advocates, vendors, developers, researchers, employers, state and local governments, and the general public.
- States should coordinate their efforts on maximizing the utility of claims data (consistent with all relevant federal and state privacy protections), including simplifying the process for reporting data and using a standard reporting format.

Healthcare Information Technology and Non-Competitive Healthcare Markets

Modern Computing and Non-Healthcare Markets

In the last two decades, we have seen transformations of many major markets, including airlines, autos, banking, brokerage, entertainment, lodging, music, printing, publishing,

---

[365] These tools should use paid claims amounts (rather than charges) to develop more accurate measures of cost. See Delbanco S, de Brantes F. States must step up to help consumers gain access to health care prices. *The Health Care Blog*. March 18, 2013. www.thehealthcareblog.com/blog/2013/03/18/states-must-step-up-to-help-consumers-gain-access-to-health-care-prices/. Accessed June 2013.

[366] Sinaiko AD, Chien AT, Rosenthal MB. The role of states in improving price transparency. *JAMA Int Med*. 2015. 175(6):886-887.

AMERICAN OVERSIGHT

shipping, taxi and telephone industries driven, in part, through the availability of massive volumes of real-time price and service data. Information technology offers intriguing possibilities to transform healthcare markets as well by injecting information and competition into many points in the healthcare industry. With most American adults carrying smartphones, both the hardware and software required to assemble new combinations of real-time medical information—including data on care, nature of services, and provider prices—is widely available.

Current State of Healthcare Information Technology

Historically, healthcare IT systems have focused on revenue optimization, typically through support for large amounts of billing documentation required to maximize fee for service revenues from federal and private payers. In contrast to sectors of the economy with competitive markets where there is great focus on automation, hospitals and providers employ almost no automation. It is worthwhile to examine which non-market incentives and disincentives have driven the apparent disinterest in automation. Similarly, consumers also have very limited software tools to understand, shop for, purchase or participate in their healthcare. The limited consumer access to healthcare information has been largely limited to federally mandated portals.

A common theme throughout healthcare is the limited state of interoperability. Patients have very limited ability to obtain or move their records. Providers similarly have significant barriers to get healthcare information from other providers, including systems that cannot communicate with each other. Payers have effectively no access to electronic clinical data about their patients.

Currently, health information technology (health IT) too often facilitates anti-competitive practices. These practices include blocking clinical information exchange between providers, as well as selectively providing minimal support for regional information sharing. Another practice common to the highest-priced delivery systems is using a single health IT vendor that systematically and preferentially shares clinical data with other high-priced providers to the exclusion of competitors.[367] At least one health IT vendor has also engaged in policies where it effectively forced smaller hospitals to buy their software installs from larger local competitors[368].

---

[367] Mandl KD, Mandel JC, Kohane IS. Driving innovation in health systems through an apps-based information economy. *Cell Sys*. 2015 July 29;1(1):8-13. https://www.sciencedirect.com/science/article/pii/S2405471215000046. Accessed August 25, 2018.

[368] Epic helps convert its large hospital customers into Epic hosting sites/consultants. *Lab Soft News*. http://labsoftnews.typepad.com/lab_soft_news/2011/03/thepic-converts-its-academic-health-system-customer-into-franchisees.html. Accessed September 21, 2018.

AMERICAN OVERSIGHT

Importance of Interoperability

The ability to move the patient's clinical information from incumbent providers to competing providers is a key goal of interoperability and can promote competition and the growth of new and disruptive business models. Today this is the capability typically labeled as "interoperability." A broader model of interoperability that includes a network of patients and payers would also allow them to identify providers with best outcomes for specific procedures and treatments. It would also allow prescribers to see cost information about drugs prior to prescribing. Such interoperability would accelerate the development of consumer-facing apps that integrate medical healthcare, cost, and wellness data to help consumers make decisions about their care. Increasing interoperability may also empower consumers by lowering the switching costs that patients experience when moving from one provider to another. In its absence, providers can use the switching costs and barriers to entry associated with incompatible health information systems to impede patient mobility and competition between providers.

Barriers to Interoperability

Medical Complexity

The vast biologic complexity underlying human health is an intrinsic barrier to interoperability. This complexity means that a given diagnosis, treatment or procedure in medical records can be recorded in many different ways. Sharing the underlying biological, microbial, genetic and protein data is even harder.

Lack of Business Drivers

Most of United States healthcare employs a fee-for-service model, where clinicians and health systems bill patients or their payers for each service (test or procedure) used rather than for the value of that service. Under this model, a hospital can generate more revenue by ordering its own imaging or lab tests rather than using results previously gathered by another provider. The fee-for-service model provides little incentive to connect with other clinicians or service providers and leads to significant disconnects across the care continuum, including among long-term and post-acute care facilities, outpatient services and support providers, behavioral health providers, free-standing imaging centers, and emergency medical services.

Not surprising, health IT installations interoperate more readily with other sites under the same ownership. Across the country, large health systems are acquiring small hospitals and provider practices, and limiting communications outside of their own network. This network effect can raise barriers to entry and provider competition. These acquisitions are designed to allow the systems to dictate prices to insurers and to craft narrow referral networks that also result in higher prices and difficult or disproportionately costly access for out-of-network services. In cases where there are less-expensive local competitors,

AMERICAN OVERSIGHT

NV-DA-20-0615-A-006042

health systems have reportedly blocked use of those services by refusing to allow electronic orders for those services, such as imaging tests, to be sent outside of their system.

Lack of Accessible Application Programming Interfaces

The consumer app economy has blossomed in recent years, due in great part to data holders publishing application programming interfaces (APIs) that open their databases to third-party software developers. For example, ride-sharing apps rely on many different APIs to offer their service (i.e., mapping APIs for location, banking APIs for payments). In contrast, most medical data captured in electronic health records (EHRs) today is not readily accessible through APIs. Typically, EHR developers have either not published their APIs, charged prohibitively high fees, or set onerous contractual conditions to use their APIs. Lack of API access discourages new market entrants and new business models. Even if API access were opened, however, different classification ontologies would limit their utility. Accordingly, this would need to be addressed as well.

Lack of Network Exchange

Most systems do not or cannot communicate with one another. There are currently more than 100 regional and state health-information networks. Additionally, some EHR developers have their own networks for their customers. Limited interoperability often affects patients who may be traveling and cannot retrieve their records from home. Typically, today's health information networks prohibit flow of information to non-providers who may also have important HIPAA-compliant[369] interests in that data, specifically insurers paying for those services.[370]

Therefore, it is often impracticable to query for information across networks for even one patient. Importantly there are also no standards-based APIs to allow payers to query provider EMR databases to get information about more than one of their patients at a time. Thus, payers have almost no computational way to get clinical data and have to rely on inference from claims data. Payers have a difficult time measuring and paying for care based on provider clinical performance and must rely on narrow quality measures or one-off data extracts to contract intelligently.

Overcoming Interoperability Barriers and the 21st Century Cures Act

Congress passed the 21st Century Cures Act in December 2016. Provisions in the act calling for usability and interoperability reflect the broad national consensus that the 2009 HITECH Act's $30 billion- plus EHR stimulus program did not materially address either usability or interoperability despite leading to widespread EHR purchases.

---

[369] HIPAA refers to the Health Insurance Portability and Accountability Act.

[370] Samal L, Dykes PC, Greenberg JO, et al. Care coordination gaps due to lack of interoperability in the United States: a qualitative study and literature review. *BMC Health Serv Res.* 2016 April 22;16:143. https://bmchealthservres.biomedcentral.com/articles/10.1186/s12913-016-1373-y. Accessed August 25, 2018.

AMERICAN OVERSIGHT

The 21st Century Cures Act provides powerful tools to increase the interoperability of health data and, by extension, market competition. Three pro-competitive provisions are worth noting specifically. First, the Cures Act defines information blocking broadly and outlaws it. In doing so, the Cures Act bans the practice of providers blocking access to an individual's health data. This will ease patients' ability to seek alternative providers or types of care. The legislation charged HHS with crafting a narrow set of exceptions to adequately address any concerns about privacy, security and appropriate patient care that might arise by enacting this provision.

A second major health IT provision of the Cures Act is the mandate to create a "Trusted Exchange Framework" and a "Common Agreement" to get the various health information networks to share data. ONC supervision here is needed to expand the "permitted purposes" of data sharing to facilitate data flow and more competitive markets.

The third key provision is the requirement that developers of certified electronic health records publish application programming interfaces and allow "health information from such technology to be accessed, exchanged, and used without special effort through the use of application programming interfaces." This "open API" requirement is designed to foster plug-and-play capability with apps. The "without special effort" provision means the API must use modern industry software design and healthcare interoperability standards. Importantly, the availability of an open API should allow for population-level queries of batch data. Today there is no reasonable data standard for an insurer to get easily computable data across the population of patients a provider sees. Moreover, American healthcare providers have almost no computational accountability for the care they provide. The national discussions about "learning health systems," "big data," and machine learning are meaningless without computational access to clinical data sets. That is why many large American payers are working in conjunction with ONC and the Health Level Seven International (HL7) FHIR standards group to build out these computational accountability standards.

CMS proposed requirements that promote interoperability of health data in their 2019 payment rules and is overhauling the EHR Incentive Program (formerly known as "Meaningful Use") to an interoperability-focused program now renamed "Promoting Interoperability." In the 2019 IPPS (Inpatient Prospective Payment System) rule, CMS has incentivized a number of interoperability measures including closing the referral loop through health information exchange and providing patients electronic access to view, download and transmit their data. The IPPS and other CMS payment rules in the public comment period also provide incentives to use the electronic health records certified to the 2015 standards (which support APIs). CMS' Blue Button 2.0 initiative allows Medicare beneficiaries complete access to their Medicare claims data and will significantly improve beneficiary experience by providing this data in a universal and secure digital format that patients can share with the care provider of their choosing. Giving patients complete access to their claims data will break down barriers to interoperability by allowing patients to see a full picture of their care encounters and prescriptions on the device of their choosing as

AMERICAN OVERSIGHT

NV-DA-20-0615-A-006044

they share it with their care team. CMS is also calling on all health insurers to release their claims data in a similar fashion to the Blue Button 2.0 initiative so that all patients have the same benefits as Medicare beneficiaries.

To promote data sharing and care coordination further, CMS is ensuring that patients have access to their healthcare data after a hospital discharge, and that their data are transferred with them to their next care setting. ONC and CMS are working on identifying the key provider burdens generated by using current electronic medical records and working on strategies to address these burdens.

Recommendations: Improve Health IT

- The administration should expeditiously implement provisions of 21st Century Cures Act to prevent information blocking, make it easier for patients anywhere to get their core health information, support "Open Application Programming Interfaces" to allow patients to get data on their smart phones, and encourage support of population-level data queries to allow payers electronic access to clinical data.
- CMS and ONC should continue work on documentation burden reduction to allow EHRs to provide informative medical records rather than boilerplate text for providers and patients.
- CMS should continue its emphasis on fostering interoperability across the healthcare sector.
- CMS should continue its efforts to make data available to patients through efforts such as "MyHealthEData" and Blue Button 2.0.
- ONC should continue making standards more comprehensive and robust.

Appendix: Recommendations to Restore Choice and Competition to the Healthcare Sector

Recommendations: Address Potential Antitrust and Provider Consolidation

- The administration should continue monitoring market competition, especially in areas that may be less competitive and thus more likely to be affected by alternative payment models.
- The administration should ascertain the impact of horizontal and vertical integration among provider practices on competition and prices.

AMERICAN OVERSIGHT

NV-DA-20-0615-A-006045

Recommendations: Broaden Scope of Practice

- States should consider changes to their scope-of-practice statutes to allow all healthcare providers to practice to the top of their license, utilizing their full skill set.
- The federal government and states should consider accompanying legislative and administrative proposals to allow non-physician and non-dentist providers to be paid directly for their services where evidence supports that the provider can safely and effectively provide that care.
- States should consider eliminating requirements for rigid collaborative practice and supervision agreements between physicians and dentists and their care extenders (e.g., physician assistants, hygienists) that are not justified by legitimate health and safety concerns.
- States should evaluate emerging healthcare occupations, such as dental therapy, and consider ways in which their licensure and scope of practice can increase access and drive down consumer costs while still ensuring safe, effective care.

Recommendations: Improve Workforce Mobility

- States should consider adopting interstate compacts and model laws that improve license portability, either by granting practitioners licensed in one state a privilege to practice elsewhere, or by expediting the process for obtaining licensure in multiple states.
- The federal government should consider legislative and administrative proposals to encourage the formation of interstate compacts or model laws that would allow practitioners to more easily move across state lines, thereby encouraging greater mobility of healthcare service providers.

Recommendations: Facilitate Telehealth to Improve Patient Access

- States should consider adopting licensure compacts or model laws that improve license portability by allowing healthcare providers to more easily practice in multiple states, thereby creating additional opportunities for telehealth practice. Interstate licensure compacts and model laws should foster the harmonization of state licensure standards and approaches to telehealth.
- States and the federal government should explore legislative and administrative proposals modifying reimbursement policies that prohibit or impede alternatives to in-person services, including covering telehealth services when they are an appropriate form of care delivery. In particular, Congress should consider proposals modifying geographic location and originating site requirements in Medicare fee-for-service that restrict the availability of telehealth services to Medicare beneficiaries in their homes and in most geographic areas.

AMERICAN OVERSIGHT

NV-DA-20-0615-A-006046

- States generally should consider allowing individual healthcare providers and payers to mutually determine whether and when it is safe and appropriate to provide telehealth services, including when there has not been a prior in-person visit.
- Congress and other policymakers should increase opportunities for license portability through policies that maintain accountability and disciplinary mechanisms, including permitting licensed professionals to provide telehealth service to out-of-state patients.

Recommendations: Ease Restrictions on Foreign-Trained Doctors

- The Department of Health and Human Services, in coordination with the Accreditation Council for Graduate Medical Education (GME), should identify foreign medical residency programs comparable in quality and rigor to American programs. Graduates of such equivalent programs should be granted "residency waivers," allowing them to forgo completing an American residency and instead apply directly for state licensure.
- States should create an expedited pathway for highly qualified, foreign-trained doctors seeking licensure who have completed a residency program equivalent to an American GME program.

Recommendations: Streamline Federal Funding of Medical Education

- As proposed in the FY 2019 President's Budget, the federal government should streamline federal Health and Human Services spending on graduate medical education into a single graduate medical education grant program. The budget proposal also provides the Secretary with the authority to modify amounts distributed to hospitals based on the proportion of residents training in priority specialties or programs and based on other criteria identified by the Secretary, including addressing healthcare professional shortages and educational priorities.
- The administration should continue the work done by the HRSA's National Center for Health Workforce Analysis, which studies U. S. physician supply needs across specialties and geographic areas. HRSA should launch a study that will also assess:
    - The administration's workforce development programs.
    - Gaps between existing programs and future workforce needs and identifying actions needed to address them.

Recommendations: Repeal or Scale Back CON and COPA Requirements

- States should consider repeal of Certificate of Need (CON) statutes or, at a minimum, significantly scale back the scope of their CON regimes, for example

AMERICAN OVERSIGHT

by ensuring that competitors of CON applicants cannot weigh in on these applications.
- The FTC and its staff should make appropriate policy recommendations after completing ongoing research on the benefits and disadvantages of CON and COPA statutes and regimes.
- States should discontinue the use of COPAs to shield anti-competitive provider collaborations and mergers from antitrust scrutiny in the absence of any clear evidence that these regulatory schemes produce better results than market-based competition.

Recommendations: Amend Federal Trade Commission (FTC) Jurisdiction Over Nonprofits

- Congress should amend the Federal Trade Commission Act to extend FTC's jurisdiction to nonprofit healthcare entities to prevent unfair methods of competition.

Recommendations: Scrutinize Non-Compete Clauses and Other Restrictive Covenants

- States should scrutinize restrictive covenants such as non-compete clauses, particularly their impact on patient access to care and on the supply of providers.

Recommendations: Scrutinize Any-Willing-Provider (AWP) Laws

- Federal and state policymakers should carefully scrutinize the impact on competition and consumers of AWP laws, rules, and proposals, along with other restraints on network formation and selective contracting.

Recommendations: Loosen Network Adequacy Requirements

- The administration should continue to provide flexible network adequacy standards for Medicare Advantage and other federally sponsored programs and avoid stringent requirements that are not conducive to innovation and modern medicine and that do not allow states flexibility to meet their specific needs.
- Similarly, states should consider loosening network adequacy standards and avoid stringent requirements.

Recommendations: Loosen Insurance Rules and Mandates

- The administration should continue to work with Congress to enact legislation that remedies key problems resulting from the ACA, that promotes greater choice and competition in healthcare markets, and that produces a sustainable government healthcare financing structure.

AMERICAN OVERSIGHT

NV-DA-20-0615-A-006048

- Similarly, the administration should provide states with the maximum ability to expand healthcare choice and competition and create a sustainable financing structure.
- States should allow maximum consumer choice and competition in their healthcare markets, including through Association Health Plans and short-term limited-duration insurance.
- Congress should repeal the ACA's employer mandate consistent with the FY 2019 President's Budget.

Recommendations: Replace Restrictions on Physician-Owned Hospitals

- Congress should consider repealing the ACA changes to physician self-referral law that limited physician-owned hospitals.

Recommendations: Reconsider Section 1557 of the ACA

- The administration should reconsider regulations authored under Section 1557 of the ACA to ensure they do not create undue administrative burdens and serve as unnecessary barriers to entry that inhibit competition.

Recommendations: Realign Incentives

- Congress should expand consumers' abilities to benefit from Health Savings Accounts (HSAs), including by allowing a greater number of plans (e.g. any plan with an actuarial value below 70 percent) to be HSA-qualified plans, raising the contribution limit on HSAs, allowing people to use their HSA to pay HSA-qualified non-group premiums, allowing Medicare beneficiaries in enrolled high-deductible health plans to contribute to an HSA, and enabling consumers with HSAs to enter into provider-consumer fixed-fee arrangements, including direct primary-care arrangements.
- The administration should explore ways to administratively expand consumers' abilities to benefit from HSAs, including by interpreting preventive services to allow HSA-qualified plans greater ability to cover preventive low-cost treatments for chronic conditions.
- Consistent with Executive Order 13813, the administration should work through the regulatory process to increase the usability of HRAs, to expand employers' ability to offer HRAs to their employees, and to allow HRAs to be used in conjunction with non-group coverage.

Recommendations: Delivery System Reform

- The administration should focus on identifying alternative payment models that allow free markets and patients to define value, rather than rely on technical and burdensome definitions invented in Washington.

AMERICAN OVERSIGHT

NV-DA-20-0615-A-006049

- The administration should evaluate the best metrics for measuring value and quality in the healthcare sector, eliminating unnecessary and potentially counterproductive measures and reducing the burden on providers.
- The administration should ensure that smaller physician and provider practices are not unduly harmed by delivery system reform and corresponding requirements.
- The administration should ensure that these delivery system reform models, which aim to hold providers accountable to a set of population-based metrics and total spending, foster collaboration across systems within a geographic area and do not produce harmful consolidation, particularly horizontal consolidation.
- The Administration should pursue policies and programs that encourage value, competition, and choice, such as Medicare Advantage, and move away from a fee-for-service model.

Recommendations: Positively Realigning Incentives through Payment Reform

- Congress should establish site neutral payment policies based on the anticipated clinical needs and risk factors of the patient, rather than the site of service. In delivering these reforms, Congress should account for differing levels of patient acuity.
- State Medicaid programs should embrace site neutrality as a goal and reform their payment systems to pay for the value delivered where value is defined according to a relatively limited, straightforward, and non-gameable set of metrics. Additionally, metrics should not be designed and proposed solely by the entities to which they will ultimately apply.

Recommendations: Quality Improvement and the Measurement and Reporting of Quality

- As proposed by the Centers for Medicare and Medicaid Services' Patients over Paperwork initiative, the administration should streamline and standardize quality measures across programs to avoid duplicative reporting requirements and limit the number of measures where the expected cost of collecting the measure exceeds the expected benefit. In addition, the administration should collaborate with state Medicaid programs, private payers, and other government payers to align and streamline quality measures and reporting structures to reduce physician burden.
- The administration should seek to develop measures that are meaningful to providers and patients, and help them assess quality and value.
- The administration should focus on providing a framework for quality reporting in plain language that is more accessible and appealing to consumers.
- The administration should consider providing incentives and technical assistance to support the development of virtual provider groups (e.g., independent practice associations, alternative payment models, or regional quality collaboratives) that

AMERICAN OVERSIGHT

NV-DA-20-0615-A-006050

can increase the competitiveness of small practices through access to shared resources and help build capacity for care management.

- HHS should explore opportunities to initiate research into machine learning techniques that can directly access data on CMS beneficiaries from the provider Electronic Medical Records (EMRs) using open application program interfaces in order to enable quality analysis and payments based on value while reducing burden and cost and benefitting the public.

Recommendations: Facilitate Price Transparency

- It should be a priority of this administration to ensure that patients are engaged with their healthcare decisions, and have the information they need to be savvy consumers of healthcare. Federal agencies should eliminate any federal rules or policies that create unnecessary barriers to state, federal or private sector initiatives that provide price transparency.
- The administration should consider legislative proposals to empower patients as they shop for healthcare by making it easier to pay directly.
- Congress should seek to empower patients as they shop around for healthcare by making it easier to pay for their healthcare directly. Actions might include:
    - Allowing all Americans, including Medicare beneficiaries, to maintain and contribute to a Health Savings Account, not only those enrolled in high deductible health plans.
    - Increasing flexibility for beneficiaries and providers in the Medicare program by allowing for direct negotiations between these parties so that beneficiaries can access services at a price or under a payment plan that works for them.
- Congress, federal agencies and states should incentivize providers to compete on price, including right to shop modeled on successful state efforts as well as understandable reference pricing models.

Recommendations: Using Choice to Bring a Longer-Term View to Healthcare

- The administration should continue to publicly release and increase access to claims data from taxpayer-funded federal healthcare programs and encourage the private sector and states to build consumer-friendly websites capable of displaying price information for the most common transactions. The administration should work to ensure that such data are technically and financially accessible for third-party transparency advocates, vendors, developers, researchers, employers, state and local governments, and the general public.
- States should coordinate their efforts on maximizing the utility of claims data (consistent with all relevant federal and state privacy protections), including simplifying the process for reporting data and using a standard reporting format.

AMERICAN OVERSIGHT

NV-DA-20-0615-A-006051

Recommendations: Improve Health IT

- The administration should expeditiously implement provisions of 21st Century Cures Act to prevent information blocking, make it easier for patients anywhere to get their core health information, support "Open Application Programming Interfaces" to allow patients to get data on their smart phones, and encourage support of population-level data queries to allow payers electronic access to clinical data.
- CMS and ONC should continue work on documentation burden reduction to allow EHRs to provide informative medical records rather than boilerplate text for providers and patients.
- CMS should continue its emphasis on fostering interoperability across the healthcare sector.
- CMS should continue its efforts to make data available to patients through efforts such as "MyHealthEData" and Blue Button 2.0.
- ONC should continue making standards more comprehensive and robust.

AMERICAN OVERSIGHT

NV-DA-20-0615-A-006052

PRESIDENT DONALD J. TRUMP IS WORKING TO PROMOTE CHOICE AND COMPETITION IN OUR HEALTHCARE SYSTEM

"The American people deserve a healthcare system that works for them, not one that takes advantage of them."
– President Donald J. Trump

PROMOTING CHOICE AND COMPETITION: The Trump Administration is tackling Federal and State rules that limit choice and competition in healthcare markets.

- Today, the Trump Administration released a report reviewing existing State and Federal laws, regulations, requirements, and policies that impede healthcare choice and competition.
- The report follows the President's 2017 executive order aimed at promoting healthcare choice and competition across the United States.
    - The report was authored by the Secretaries of Health and Human Services, Labor, and Treasury in collaboration with numerous Federal departments and agencies.
- The report identifies areas where Federal and State requirements limit healthcare choice and competition, including:
    - Rules reducing the supply of healthcare providers and the services they can offer.
    - Rules promoting consolidation and restricting entry into the healthcare market.
    - Government mandates that restrict choice in health insurance coverage.
    - Policies that limit consumer-driven care.

ADDRESSING FAILURES IN THE SYSTEM: Improving healthcare choice is critical to addressing the failures in our healthcare system that prevent patients from receiving the value they deserve.

- The Administration's report recommends policies that promote greater choice and competition to foster a healthcare system that delivers high-quality care at affordable prices.
- State and Federal requirements often create barriers to competition that stifle innovation, lead to higher prices, and may lower the quality of care.
- Despite ever-increasing healthcare expenditures, evidence shows that Americans, in general, are not leading longer, healthier lives.
    - Premiums and out-of-pocket costs in the individual and small group markets have skyrocketed.
    - The average premium has more than doubled since 2013.
    - Taxpayers are also bearing the burden, as government health programs now account for nearly half of all healthcare expenditures in the United States.

INCREASING CHOICE AND REDUCING COSTS: This report continues the President's determined effort to promote choice and competition in our Nation's healthcare system.

- Earlier this year, President Trump released a blueprint for reducing the high price of prescription drugs and out-of-pocket costs.
    - The Administration has taken a number of actions laid out in the blueprint designed to empower consumers and encourage competition.
- The Administration has brought Americans new freedom in their choice of health insurance:
    - Proposing a new rule to give employers flexibility in how they fund health benefits.
    - Broadening the availability of short-term, limited-duration insurance plans.
    - Expanding Association Health Plans for employers.
    - Eliminating Obamacare's burdensome individual mandate penalty.
- In Medicare, the Administration has introduced new measures around price transparency, opened up new choices in Medicare Advantage, and reduced seniors' prescription drug costs.

AMERICAN OVERSIGHT

Stephanie M. Klapstein

From: Tyler Klimas <tyler@nevadadc.org>
Sent: Thursday, July 12, 2018 8:07 AM
To: Christina Davis; Mary-Sarah Kinner
Subject: Remarks Separated
Attachments: SCRIPTS Govs Only - SCt Remarks.docx; SCRIPTS Govs Only Joint Lunch onTransition - Former Governors Panel Remarks.docx; SCRIPTS Govs Only Opportunity Zones Remarks.docx; SCRIPTS La Noche de Fuego Remarks[1].docx; SCRIPTS Museum Hill Remarks 07.10 .docx; SCRIPTS Opening Plenary Remarks[1].docx; SCRIPTS Passing of the Gavel Remarks.docx; SCRIPTS Showdown at Bonanza Creek Remarks.docx; SCRIPTS VIP Reception Remarks - Governor's Residence.docx

CD and MS,

Attached are the individual remarks separated from the briefing book and in word format for any editing purposes.

Let me know if you have any issues opening. Thanks!

Tyler Klimas | Deputy Director
State of Nevada, Washington Office
P: (202) 624-5405 | M: (702) 612-4073
E: tyler@nevadadc.org

AMERICAN OVERSIGHT

NV-DA-20-0615-A-006054

VIP Reception—Governor's Residence

Saturday, July 21, 5:30-6:30 p.m.

Governor Sandoval

[SANDOVAL OPENS]

THANK YOU ALL FOR JOINING US FOR THE FINAL VIP RECEPTION OF THE 2018 NGA SUMMER MEETING.

I HOPE YOU ALL HAD A WONDERFUL TIME AND CONTINUE TO DO SO THIS EVENING. SPECIAL THANKS TO GOVERNOR MARTINEZ FOR HOSTING US THIS EVENING.

I KNOW WE ARE ALL LEAVING SANTA FE ARMED WITH NEW IDEAS AND STRATEGIES TO ADVANCE OUR STATES AND IMPROVE OUR CONSTITUENTS' LIVES.

AT OUR FIRST RECEPTION, I SPOKE ABOUT THE SPIRIT OF THE WILD WEST, GUIDING US FORWARD INTO AN UNKNOWN FUTURE.

AMERICAN OVERSIGHT

I LEAVE MORE CONFIDENT THAN EVER THAT WE ARE BETTER PREPARED FOR WHATEVER MIGHT COME OUR WAY AS GOVERNORS.

THANK YOU ALL FOR GIVING ME THE IMMENSE PRIVILEGE OF LEADING THE NGA. EVEN THOUGH MY TIME AS CHAIR HAS ENDED, I LEAVE MORE CONFIDENT THAN EVER IN THE FUTURE OF THE ORGANIZATION AND THE NATION.

WE HAVE TWO FEARLESS CHAMPIONS OF GOVERNORS LEADING US. HAILING FROM THE GREAT STATE OF MONTANA, PLEASE JOIN ME IN WELCOMING MY DEAR FRIEND AND THE NEW CHAIR OF THE NATIONAL GOVERNORS ASSOCIATION, STEVE BULLOCK.

[GOV BULLOCK REMARKS]

[GOV MARTINEZ REMARKS]

[PATTISON REMARKS]

AMERICAN OVERSIGHT

Showdown at Bonanza Creek

Saturday, July 21, 6:30-9 p.m.

Governor Sandoval

[SANDOVAL OPENS]

WELCOME THE FINAL EVENT OF THE 2018 SUMMER MEETING. THE HARD WORK IS NOW COMPLETE, AND WE CAN REFLECT UPON OUR EXPERIENCE OVER THE PAST FEW DAYS.

SINCE THURSDAY, WE'VE HAD 14 CONFERENCE SESSIONS. WE'VE HEARD FROM ESTEEMED INTERNATIONAL DELEGATES AND INFLUENTIAL BUSINESS LEADERS.

WE PUT ASIDE PARTISANSHIP AND ATTEMPTED TO ANSWER ONE SIMPLE QUESTION: AS GOVERNORS, HOW CAN WE DO OUR JOBS BETTER?

AMERICAN OVERSIGHT

WHILE NONE OF US CAN BE PERFECT LEADERS, WE CAN ALL STRIVE TO IMPROVE. THE LAST FEW DAYS OFFERED US THE OPPORTUNITY TO GROW AS GOVERNORS TO BETTER SERVE OUR CONSTITUENTS BACK HOME.

WE DISCUSSED VEXING ISSUES SUCH AS ECONOMIC TRANSFORMATION AND THE OPIOID EPIDEMIC, WHICH CLAIMS THOUSANDS OF LIVES EVERY YEAR FROM ALL STATES.

IN ADDITION TO ADDRESSING THE ISSUES OF THE PRESENT, WE SECURED A BETTER GRASP ON WHAT THE FUTURE LOOKS LIKE.

WE ARE BETTER PREPARED TO MANAGE BOTH THE UPSIDES AND THE CHALLENGES OF ADVANCED TECHNOLOGY AND ALL OF US ARE BETTER PREPARED TO INNOVATE BACK IN OUR STATES.

AMERICAN OVERSIGHT

WE ALSO HAD SOME FUN ALONG THE WAY, SHARING LAUGHS AND FORGING RELATIONSHIPS THAT WILL PAY DIVIDENDS FOR YEARS TO COME. I SPEAK FOR ALL OF US WHEN I SAY OUR FEW DAYS IN SANTA FE WERE WELL SPENT.

IN ADDITION TO ACQUIRING NEW KNOWLEDGE, NGA ALSO GAINED A NEW CHAIR. GOVERNOR STEVE BULLOCK IS WELL-PREPARED TO LEAD THIS ORGANIZATION INTO THE FUTURE, AND I AM EXCITED ABOUT HIS NEW INITIATIVE FOCUSING ON CREATING GOOD JOBS FOR ALL AMERICANS.

I WOULD AGAIN LIKE TO THANK HIM FOR ALL HE DID AS NGA'S VICE CHAIR AND WISH HIM HIS FAMILY ALL THE BEST AS HE BEGINS HIS NEW ROLE.

ONE YEAR AGO, I STOOD BEFORE YOU AND VOWED TO RAISE AWARENESS ABOUT INNOVATIONS IN TECHNOLOGY, ENERGY AND TRANSPORTATION.

AMERICAN OVERSIGHT

THROUGHOUT THE LAST YEAR, I BELIEVE WE'VE MET OUR GOAL AND I LEAVE MY CHAIRMANSHIP MORE CONFIDENT IN THE FUTURE OF THE NGA THAN EVER BEFORE.

THANK YOU TO ALL THE GOVERNORS, GUESTS, INTERNATIONAL VISITORS AND PARTNERS ASSEMBLED HERE.

A HUGE THANK YOU TO THE NGA STAFF FOR ALL THE WORK THAT WENT INTO THIS MEETING AS WELL AS FOR ALL THE SUPPORT THEY'VE OFFERED TO US THROUGHOUT THE YEARS.

NGA BROUGHT TOGETHER DEMOCRATS AND REPUBLICANS TO DISCUSS POLICIES IMPROVING AMERICAN LIVES. WE CHECK THE POLITICS AT THE DOOR AND WORK TOGETHER TO SOLVE THE ISSUES PLAGUING OUR STATES.

THE BURDEN IS UPON US AS GOVERNORS, AS LEADERS AND AS AMERICANS, TO BRING THE GOODWILL AND COMRADERY EXPERIENCED HERE IN SANTA FE BACK TO OUR HOME STATES.

WE ALL FACE SERIOUS CHALLENGES WHILE GOVERNING.

AMERICAN OVERSIGHT

I HOPE THAT YOU WILL RETURN TO THOSE CHALLENGES WITH NEW IDEAS, NEW PERSPECTIVES AND NEW FRIENDS TO SUPPORT YOU AND THE PEOPLE YOU SERVE.

THANK YOU FOR THE OPPORTUNITY TO LEAD THE NGA. IT IS NOW MY HONOR TO INTRODUCE MY GOOD FRIEND AND THE NEWEST CHAIR OF THE NATIONAL GOVERNORS ASSOCIATION, STEVE BULLOCK.

Governor Bullock

[TRANSITION TO BULLOCK]

AMERICAN OVERSIGHT

Passing of the Gavel & Closing Plenary

Saturday, July 21, 3-4 p.m.

Governor Sandoval

[GOVERNOR SANDOVAL OPENS]

PLEASE TAKE YOUR SEATS SO WE CAN BEGIN.

WELCOME TO THE CLOSING SESSION OF THE 2018 NATIONAL GOVERNORS ASSOCIATION SUMMER MEETING.

[CLOSING CHAIRMANSHIP REMARKS]

IT'S BEEN SUCH AN HONOR TO LEAD THIS ORGANIZATION OVER THE LAST YEAR. WHEN I THINK BACK TO OUR LAST SUMMER MEETING IN RHODE ISLAND, I'M PROUD HOW FAR WE'VE COME AND ALL THAT WE HAVE ACCOMPLISHED TOGETHER.

AMERICAN OVERSIGHT

I DIDN'T LEAD THE NGA ALONE. THE ORGANIZATION'S ENTIRE STAFF WAS WITH ME EVERY STEP OF THE WAY.

THEIR BIPARTISAN COUNSEL WAS CRUCIAL NOT ONLY TO MY SUCCESS AS CHAIR, BUT ALSO TO OUR COLLECTIVE SUCCESS AS GOVERNORS.

I WOULD LIKE TO TAKE A MOMENT TO EXPRESS OUR GRATITUDE TO NGA CEO AND EXECUTIVE DIRECTOR SCOTT D. PATTISON AND THE ENTIRE STAFF FOR ALL THEIR ASSISTANCE OVER THE LAST YEAR.

[HOLD FOR APPLAUSE]

I WOULD ALSO LIKE TO THANK MY COLLEAGUES FOR SUPPORTING ME THROUGHOUT THIS JOURNEY.

WHEN WE LEFT PROVIDENCE LAST YEAR, I KNEW THAT WE HAD THE COLLECTIVE POTENTIAL TO POSITIVELY IMPACT THE LIVES OF AMERICANS IN EVERY CORNER OF THIS COUNTRY.

AMERICAN OVERSIGHT

I'M PROUD TO REPORT A YEAR LATER THAT WE DID JUST THAT AND I AM GRATEFUL TO EACH OF YOU FOR PLAYING A PART IN THAT EFFORT.

NGA BRINGS TOGETHER BOTH SIDES OF THE AISLE IN A TIME WHEN POLITICAL COOPERATION SEEMS TO BE INCREASINGLY RARE.

THE PAST FEW DAYS REAFFIRMED THAT GOVERNORS ARE PREPARED TO ROLL UP THEIR SLEEVES AND SHARE THE SOLUTIONS THAT HAVE WORKED IN THEIR STATES.

OVER THE PAST FEW DAYS WE'VE EATEN TOGETHER, LAUGHED TOGETHER, AND MOST IMPORTANTLY, WE LEARNED TOGETHER. NOW IS THE TIME TO PASS THE BATON.

I'M CONFIDENT THAT THE INCOMING CHAIR, GOVERNOR STEVE BULLOCK OF MONTANA, WILL CARRY ON THIS LEGACY OF BIPARTISAN POLICY EXCELLENCE.

AMERICAN OVERSIGHT

I AM GRATEFUL FOR THE SUPPORT HE OFFERED ME AS VICE CHAIR AND I AM EXCITED TO SEE ALL THE GREAT WORK THAT HE AND GOVERNOR HOGAN WILL DO FOR THE ORGANIZATION. I NOW RECOGNIZE GOVERNOR KATE BROWN FOR THE PURPOSE OF EXECUTIVE NOMINATIONS.

[TRANSITION TO OFFICIAL NOMINATIONS]

[GOVERNOR KATE BROWN WILL NOMINATE BULLOCK AND HOGAN]

[TRANSITION TO GOVERNOR SANDOVAL]

THANK YOU, GOVERNOR BROWN AND THE MEMBERS OF THIS YEAR'S NOMINATIONS COMMITTEE.

IS THERE A SECOND?

[NOTE: ANY OTHER GOVERNOR PRESENT MAY SECOND FROM THE FLOOR]

[GOVERNOR SANDOVAL]

IS THERE ANY DEBATE?

AMERICAN OVERSIGHT

[GOVERNOR SANDOVAL]

HEARING NONE, ALL GOVERNORS IN FAVOR OF ACCEPTING THE REPORT OF THE NOMINATIONS COMMITTEE PLEASE SAY AYE. ALL OPPOSED, NAY. THE AYES HAVE IT.

CONGRATULATIONS TO NGA'S NEW CHAIR, GOVERNOR STEVE BULLOCK, VICE CHAIR GOVERNOR LARRY HOGAN AND THE OTHER MEMBERS OF THE 2018-2019 NGA EXECUTIVE COMMITTEE.

[GAVEL PASSING (TBD)]

- **TBD**
- **IT IS NOW MY HONOR TO INTRODUCE MY COLLEAGUE, MY FRIEND AND THE NEW CHAIR OF NGA, GOVERNOR STEVE BULLOCK OF MONTANA.**

AMERICAN OVERSIGHT

Opening Plenary

Friday, July 20, 9-10 a.m.

Governor Sandoval

[SANDOVAL OPENS]

GOOD MORNING GOVERNORS, DISTINGUISHED INTERNATIONAL VISITORS AND GUESTS FROM BUSINESS, INDUSTRY, ACADEMIA, THE FEDERAL GOVERNMENT, PHILANTHROPIES AND CIVIL SOCIETY.

WELCOME TO THE 2018 SUMMER MEETING OF THE NATION'S GOVERNORS IN BEAUTIFUL SANTA FE, NEW MEXICO!

[INSERT FOR PRESENTATION OF FLAG AND SINGING OF ANTHEM]

AMERICAN OVERSIGHT

I AM PLEASED TO ONCE AGAIN COME TOGETHER WITH MY COLLEAGUES TO LEARN ABOUT THE KEY ISSUES OF THE DAY, LIKE HOW TO PREPARE OUR WORKFORCE FOR INCREASING AUTOMATION, HOW TO CONTINUE TO GROW OUR ECONOMIES AND WHAT IT MEANS TO BE A GOVERNOR IN AN INCREASINGLY GLOBAL WORLD.

WE HAVE A SPECIAL SESSION ON WOMEN IN LEADERSHIP WHERE WE WILL HEAR FROM LEADING CEOS. WE WILL SHARE IDEAS ON HOW TO TACKLE TOUGH CHALLENGES SUCH AS THE PERSISTENT OPIOID CRISIS. AND WE WILL DISCUSS HOW, TOGETHER, WE CAN DEVELOP BI-PARTISAN APPROACHES TO IMPROVE THE LIVES OF ALL AMERICANS.

THANK YOU, GOVERNOR SUSANA MARTINEZ AND FIRST GENTLEMAN CHUCK FRANCO, FOR BEING WONDERFUL HOSTS AND SHOWING US A FANTASTIC TIME HERE IN THE LAND OF ENCHANTMENT.

AMERICAN OVERSIGHT

WE ARE LOOKING FORWARD TO SEVERAL EXCELLENT SOCIAL EVENTS TO COMPLEMENT OUR BUSINESS SESSIONS. GOVERNOR MARTINEZ, CAN YOU PLEASE SHARE WITH US YOUR WELCOMING REMARKS.

[TRANSITION TO SUSANA MARTINEZ]

[TRANSITION BACK TO SANDOVAL AND CHAIR'S INITIATIVE]

THANK YOU, GOVERNOR MARTINEZ, FOR YOUR HOSPITALITY AND ALL THE WORK YOU DO FOR THE PEOPLE OF NEW MEXICO.

I AM EXCITED TO KICK OFF OUR MEETING WITH A SESSION DEDICATED TO THE THEME OF MY CHAIR'S INITIATIVE: *AHEAD OF THE CURVE: INNOVATION GOVERNORS.*

I LOOK FORWARD TO ENGAGING ALL OF YOU IN A DISCUSSION OF HOW WE AS GOVERNORS CAN PREPARE OUR STATES FOR THE INCREDIBLE TECHNOLOGY THAT IS TRANSFORMING OUR TRANSPORTATION AND ENERGY SECTORS AND SO MANY OTHER ASPECTS OF OUR DAILY LIVES.

AMERICAN OVERSIGHT

IT HAS BEEN MY HONOR TO SERVE AS NGA CHAIR THIS PAST YEAR AND EXPLORE WITH YOU THE TOPIC OF TECHNOLOGY INNOVATION.

I STAND HERE TODAY CONFIDENT THAT THE FOURTH INDUSTRIAL REVOLUTION IS TRULY UPON US.

AND, THANKS TO YOUR ENGAGEMENT AND YOUR STAFF'S PARTICIPATION, WE ARE ALL MUCH BETTER PREPARED TO TACKLE THE MANY POLICY, WORKFORCE, COMMUNICATIONS, CYBER AND OTHER CHALLENGES THAT GO ALONG WITH OUR MOVE TO A MORE CONNECTED, DIGITAL WORLD.

AS I PROMISED AT THE NGA SUMMER MEETING IN PROVIDENCE LAST YEAR, WE ARE WELL ON OUR WAY TO BECOMING "INNOVATION GOVERNORS" AND STAYING AHEAD OF THE CURVE.

I'D LIKE TO SHARE WITH YOU A FEW HIGHLIGHTS OF THE PAST YEAR AND HOW NGA WILL CONTINUE TO ENGAGE STATES IN THE FUTURE.

AMERICAN OVERSIGHT

WE'VE CAPTURED A FEW SPECIAL SCENES IN THE PLACEMAT YOU SEE BEFORE YOU. YOU'LL SEE THERE, THE LIST OF SPONSORS THAT HAVE PROVIDED INVALUABLE SUPPORT TO BOLSTER OUR EFFORTS. [NGA WILL HAVE PLACEMATS IN FRONT OF EACH OF THE GOVERNORS WITH THE "ABOUT THE INITIATIVE" SIDE SHOWING.]

WE BEGAN THE INITIATIVE IN RENO, NEVADA, WHERE WE GATHERED TO MAP OUT THE INITIATIVE AND TOUR THE STATE-OF-THE-ART SWITCH DATA CENTER, JUST AROUND THE CORNER FROM THE TESLA GIGA-FACTORY, HOME TO THE WORLD'S LARGEST PRODUCER OF LITHIUM-ION BATTERIES.

WHO COULD FORGET WHEN WE LAUNCHED THE INITIATIVE LAST JULY WITH A THOUGHT-PROVOKING DISCUSSION WITH TESLA CEO ELON MUSK AND A DRONE-DELIVERED GAVEL?

AMERICAN OVERSIGHT

WE THEN DOUBLED DOWN ON EXPLORING ENERGY INNOVATION THROUGH AN ENERGY INNOVATION SUMMIT HOSTED BY GOVERNOR HICKENLOOPER IN DENVER, THAT EXAMINED HOW SMART GRID TECHNOLOGIES, DISTRIBUTED GENERATION, ENERGY STORAGE, SENSORS FOR COAL AND NATURAL GAS OPERATIONS AND OTHER TECHNOLOGIES ARE CREATING AN ELECTRICITY SYSTEM THAT IS SAFER, MORE EFFICIENT, CLEANER AND MORE RESILIENT.

WE SAW THE LATEST TECHNOLOGIES IN ACTION AT THE SOLAR DECATHLON – IN NET-ZERO-ENERGY-USE HOUSES, BUILT BY COLLEGE STUDENTS NO LESS.

WE GATHERED AGAIN IN LAS VEGAS, NEVADA, FOR A TRANSPORTATION INNOVATION SUMMIT, WHERE WE WERE HOSTED BY THE CONSUMER TECHNOLOGY ASSOCIATION AT CES, THE WORLD'S LARGEST TECHNOLOGY SHOWCASE AND HEARD FROM THOUGHT-LEADERS ABOUT THE INCREDIBLE ADVANCEMENTS IN AUTONOMOUS VEHICLES, ELECTRIC VEHICLES, RIDE SHARING AND DRONES.

AMERICAN OVERSIGHT

WE TOOK RIDES IN AN AUTONOMOUS SHUTTLE AND IT WAS MY PLEASURE TO BE JOINED AT CES BY GOVERNOR BULLOCK AND GOVERNOR SNYDER TO HIGHLIGHT HOW STATES ARE TRULY THE LABORATORIES OF INNOVATION.

AT OUR NGA 2018 WINTER MEETING, I WAS THRILLED TO HAVE IBM CEO GINNI ROMETTY JOIN ME TO DISCUSS INNOVATION IN COMPUTATION AND STRATEGIES TO PREPARE THE WORKFORCE AND TO GIVE US ALL THE "BLOCKCHAIN FOR DUMMIES" LESSON WE'VE BEEN TOO AFRAID TO REQUEST.

IN TOTAL, WE ENGAGED OVER 150 OFFICIALS FROM A TOTAL OF 39 STATES AND HELPED THEM DEVELOP IDEAS FOR KEY ACTIONS TO IMPLEMENT BACK HOME.

WE ALSO ENGAGED ADDITIONAL THOUGHT-LEADERS AS PART OF AN AHEAD-OF-THE-CURVE PODCAST. I HOPE YOU WILL ALL GIVE IT A LISTEN ON YOUR TRAVELS BACK HOME.

AMERICAN OVERSIGHT

LAST BUT NOT LEAST, WE HELD A SPECIAL ROUNDTABLE AT DELOITTE'S INNOVATION GREENHOUSE IN SAN JOSE, TO GATHER INPUT ON A GROUNDBREAKING SET OF STATE INNOVATION ROADMAPS THAT I AM PLEASED TO PRESENT TO YOU TODAY.

IF YOU FLIP YOUR PLACEMATS TO THE OTHER SIDE, [PAUSE TO FLIP PLACEMATS] YOU WILL SEE A SNAPSHOT OF THOSE ROADMAPS—ONE COVERS TRANSPORTATION INNOVATION AND ONE COVERS ENERGY INNOVATION.

WE HAVE PRINTED COPIES OF EACH FOR YOU AS WELL, AND WE HOPE YOU WILL FIND THEM USEFUL TOOLS THAT PROVIDE YOU WITH A MENU OF OPTIONS TO DEVELOP YOUR OWN INNOVATION STRATEGIES.

[SMARTER STATES LAUNCH]

AMERICAN OVERSIGHT

WHILE MY INITIATIVE IS FORMALLY COMING TO AN END, WE KNOW THAT STATES CONTINUE TO SEEK WAYS TO TAKE ADVANTAGE OF NEW TECHNOLOGIES.

I AM PLEASED TO ANNOUNCE THAT TODAY, AS A LEGACY TO AHEAD OF THE CURVE, THE NATIONAL GOVERNORS ASSOCIATION IS LAUNCHING A NEW *SMARTER STATES, SMARTER COMMUNITIES* INITIATIVE.

THIS MULTIYEAR EFFORT TO HELP STATES USE DATA ANALYTICS, ADVANCED COMMUNICATIONS NETWORKS AND CONNECTED TECHNOLOGIES TO IMPROVE SAFETY, MOBILITY, EFFICIENCY AND PRODUCTIVITY FOR THE CITIZENS OF THEIR STATES.

THE EFFORT WILL START WITH A NGA LEARNING LAB LATER THIS YEAR, WHERE GOV. RAUNER SET OUT TO MAKE ILLINOIS THE FIRST "SMART STATE" AND ASKED NGA TO HELP DEVELOP A COHORT OF SMARTER STATES SO THAT WE CAN LEARN FROM EACH OTHER.

AMERICAN OVERSIGHT

I'M PLEASED TO ANNOUNCE THAT NGA HAS SELECTED THE STATES OF XX, XX, XX AND XX, [WILL HAVE FINALIZED THESE BY JULY 13] TO BE PART OF THAT FIRST COHORT.

WE APPRECIATE THE SUPPORT OF CROWN CASTLE, SAS, SIEMENS, VERIZON AND THE DEPARTMENT OF ENERGY [ADD MORE NAMES AS SPONSORS ARE FINALIZED] IN HELPING CREATE SMARTER STATES, SMARTER COMMUNITIES.

I HOPE YOU ALL TAKE SOME TIME TO VISIT THE SMARTER STATES EXPO AT THIS MEETING, WHERE LEADING TECHNOLOGY INNOVATORS WILL BE DEMONSTRATING SMART TECHNOLOGIES IN ACTION.

[MARBLE ROBOT DEMONSTRATION]

AMERICAN OVERSIGHT

WHILE I COULD FILL THE REST OF THE HOUR DESCRIBING TO YOU THE CONVERSATIONS WE HAD AND EXCITING TECHNOLOGY WE EXPERIENCED, I WOULD RATHER BRING YOU A LITTLE INNOVATION IN ACTION.

I NOW WELCOME TO THE MEETING FOR THE FIRST TIME, A SIDEWALK ROBOT.

THIS ROBOT OFFERS A GLIMPSE INTO THE FUTURE WHEN MEDICINES, GROCERIES AND OTHER ITEMS OF DAILY NEED WILL COME TO US BY AUTONOMOUS ROBOTS SUCH AS THIS ONE DEVELOPED BY THE MARBLE COMPANY BASED IN SAN FRANCISCO, CALIFORNIA.

I'M PLEASED THAT MARBLE CEO MATT DELANEY COULD JOIN US HERE TODAY.

AMERICAN OVERSIGHT

AS WE PLAY A SHORT VIDEO THAT SHOWS THE CAPABILITIES OF THE ROBOT IN MORE DETAIL, IT WILL HELP ME DELIVER TO YOU A SPECIAL GIFT TO HELP YOU REMEMBER THE GREAT STATE OF NEVADA.

[MARBLE ROBOT WILL LEAVE THE ROOM]

[TRANSITION TO FIRESIDE CHAT]

NOW, I PROMISED YOU A GREAT DISCUSSION TODAY AND I KNOW I CAN DELIVER WITH OUR NEXT GUEST.

A KEY ISSUE OF THIS INITIATIVE HAS BEEN AUTONOMOUS VEHICLES AND THE IMPACTS THEY WILL HAVE ON OUR LIVES.

MY OWN CLAIM TO FAME IS THAT I WAS THE FIRST GOVERNOR TO RIDE IN AN AUTONOMOUS CAR, BACK IN 2011.

AMERICAN OVERSIGHT

IT WAS KNOWN THEN AS THE "GOOGLE CAR" AND THE COMPANY HAS SINCE SPUN OUT THIS SPECIAL PROJECT INTO THE COMPANY THAT IS WAYMO TODAY.

IF YOU ARE NOT FAMILIAR WITH WAYMO, WE HAVE A BRIEF VIDEO TO INTRODUCE YOU A LEADER IN SELF-DRIVING CAR TECHNOLOGY.

[VIDEO PLAYS FOR 90 SECONDS]

I AM VERY PLEASED TO HAVE THE CEO OF THIS INNOVATIVE COMPANY, JOHN KRAFCIK, JOINING US THIS MORNING.

I HAD THE GREAT PLEASURE OF MEETING JOHN DURING MY RECENT TRIP TO SAN JOSE AND WAS INSPIRED BY THE VISION HE HAS FOR A SAFER, AUTONOMOUS FUTURE.

PLEASE JOIN ME IN WELCOMING JOHN TO THE STAGE FOR A FIRESIDE CHAT THAT WE'LL FOLLOW UP WITH SOME Q&A WITH THE GOVERNORS.

AMERICAN OVERSIGHT

[KRAFCIK JOINS SANDOVAL ON STAGE]

THANK YOU FOR JOINING US JOHN. WE ARE VERY EXCITED TO HAVE YOU WITH US TODAY.

WAYMO IS ON THE LEADING EDGE OF DEVELOPING AUTONOMOUS VEHICLE TECHNOLOGY, BUT, I SUSPECT THAT SOME GOVERNORS MAY NOT REALIZE THAT WAYMO HAS BEEN LEADING IN THIS SPACE FOR NEARLY A DECADE.

[TRANSITION TO Q & A]

CAN YOU SHARE WITH US HOW WAYMO WAS FOUNDED, AND WHAT MAJOR PROJECT IS IN THE WORKS? AND BEFORE WE DO A DEEP DIVE ON HOW THIS REVOLUTIONARY TECHNOLOGY WILL IMPACT OUR LIVES, CAN YOU GIVE US A BRIEF PRIMER ON THE TECHNOLOGY BEHIND YOUR AUTONOMOUS VEHICLES?

AMERICAN OVERSIGHT

[JOHN KRAFCIK ANSWER]

THE VIDEO WE JUST SAW SHOWED THE WAYMO CARS ON THE ROAD IN A STATE RIGHT NEXT DOOR TO HERE, IF I AM NOT MISTAKEN? CAN YOU TALK ABOUT WHAT WAYMO HAS LEARNED FROM THE RIDERS, AND HOW THEY ARE REACTING TO TRAVELING IN AN AUTONOMOUS VEHICLE?

[JOHN KRAFCIK ANSWER]

THERE WAS A BELIEF THAT MANY IN THE TECHNOLOGY SECTOR WHO WERE PUSHING THIS ENVELOPE WOULD COME OUT WITH THEIR OWN VEHICLES AND COMPETE WITH THE LEGACY AUTO COMPANIES, BUT IT SEEMS LIKE THE OPPOSITE HAS OCCURRED. WAYMO AND OTHERS ARE ENTERING INTO AGREEMENTS TO PURCHASE VEHICLES FROM EXISTING COMPANIES AND USE THEIR SOFTWARE EXPERTISE TO MODIFY THEM TO BE AUTONOMOUS.

AMERICAN OVERSIGHT

CAN YOU TALK ABOUT THE RECENT ANNOUNCEMENTS FROM WAYMO ABOUT THE PURCHASE OF VEHICLES, AND WHY YOU HAVE TAKEN THIS PATH INSTEAD OF DEVELOPING YOUR OWN VEHICLES FROM SCRATCH?

[JOHN KRAFCIK ANSWER]

WITH SUCH A LARGE FLEET OF VEHICLES ON THE ROAD, HOW ARE YOU GOING TO MANAGE CLEANING AND MAINTAINING THE VEHICLES, AND WHERE WILL THEY BE STORED DURING SLOW PERIODS? RIGHT NOW, IT FALLS TO THE DRIVER TO CLEAN THEIR CAR AND BRING IT IN FOR TUNE-UPS AND OIL CHANGES, AND PARK IT IN A GARAGE, ON THE STREET, OR IN A DRIVEWAY.

WILL WAYMO ESTABLISH VEHICLE DEPOTS LIKE HOW TRANSIT DISTRICTS HAVE LARGE BUS DEPOTS OR RAIL YARDS?

[JOHN KRAFCIK ANSWER]

AMERICAN OVERSIGHT

WHILE ON THE TOPIC OF THE VEHICLES, CAN WE TALK ABOUT THE PROPULSION? LAST SUMMER WE HAD ELON MUSK WITH US, AND HE TALKED ABOUT THE FUTURE BEING BOTH AUTONOMOUS AND ELECTRIC.

IN NEVADA, WE HAVE MADE A CONCERTED EFFORT TO PREPARE FOR THE INCREASE OF EVS BY BUILDING OUT AN ELECTRIC HIGHWAY SYSTEM TO ELIMINATE RANGE ANXIETY FOR DRIVERS. IS WAYMO PREPARING FOR A FLEET OF EVS?

[JOHN KRAFCIK ANSWER]

I IMAGINE THE ENGINES MAY BE EASIER TO MAINTAIN THAN A FLEET FOR TRADITIONAL VEHICLES IN USE ALL DAY LONG.

I THINK ALL OF US ARE INTRIGUED BY THE CONCEPT OF SELF-DRIVING VEHICLES, AND 36 STATES HAVE EITHER ENACTED LEGISLATION OR EXECUTIVE ORDERS TO ESTABLISH GUIDELINES FOR THEIR TESTING AND OPERATION, WITH NEVADA BEING THE FIRST OF COURSE, BACK IN 2011.

AMERICAN OVERSIGHT

ONE OF THE GREATEST POTENTIAL BENEFITS OF THIS TECHNOLOGY IS THE POTENTIAL TO SIGNIFICANTLY REDUCE THE TRAFFIC FATALITIES OUR NATION SEES EVERY YEAR, A STAGGERING 37,461 LIVES LOST IN 2016, OR ABOUT ONE DEATH EVERY MINUTE.

RECENTLY, THOUGH, WE HAVE ALL SEEN THE NEWS ABOUT ACCIDENTS OR INCIDENTS INVOLVING AUTONOMOUS VEHICLES WHICH HAS SPURRED DEBATE ABOUT THE SAFETY OF HAVING THESE VEHICLES ON THE ROADS TODAY.

HOW DO YOU RESPOND TO THESE CONCERNS? IS IT TIME TO SLOW DOWN AND DO MORE VIRTUAL TESTING, INSTEAD?

[JOHN KRAFCIK ANSWER]

AMERICAN OVERSIGHT

THE ROADMAP ON TRANSPORTATION INNOVATION WE HAVE RELEASED TODAY GOES INTO GREAT DEPTHS ON THE POTENTIAL BENEFITS, CHALLENGES AND CONCERNS THAT STATES NEED TO GRAPPLE WITH AS AUTONOMOUS VEHICLES ENTER THE TRANSPORTATION SYSTEM.

THESE RANGE FROM IMPROVED SAFETY ON THE ROADS AND INCREASED PRODUCTIVITY FOR WORKERS, TO INCREASED VEHICLE MILES TRAVELED AND THE POTENTIAL LOSS OF JOBS DUE TO AUTOMATION.

CAN YOU TALK ABOUT SOME OF THE BENEFITS THIS TECHNOLOGY? DO YOU HAVE ANY CONCERNS ABOUT THE TECHNOLOGY? HOW CAN THOSE BE ADDRESSED THROUGH PREEMPTIVE POLICY CHANGES?

[JOHN KRAFCIK ANSWER]

AMERICAN OVERSIGHT

HOW CAN WE IN THE GOVERNMENT, OR YOU IN THE PRIVATE SECTOR OR MAYBE BOTH OF US IN A PARTNERSHIP EDUCATE THE PUBLIC ABOUT THIS TECHNOLOGY, ITS BENEFITS AND THE FUTURE THAT IS ON THE HORIZON?

[JOHN KRAFCIK ANSWER]

THERE WAS A RECENT ANNOUNCEMENT THAT WAYMO HAS TEAMED UP WITH UBER, FORD AND OTHERS IN THIS SPACE TO LOOK AT THE IMPACTS OF AUTONOMOUS VEHICLES ON THE NATION'S WORKFORCE.

THE IMPACT OF THIS TECHNOLOGY ON JOBS IS SOMETHING WE HEAR FROM MANY GOVERNORS.

CAN YOU TALK BRIEFLY ABOUT THIS PARTNERSHIP AND HOW WE CAN PROACTIVELY ADDRESS THIS ISSUE?

[JOHN KRAFCIK ANSWER]

AMERICAN OVERSIGHT

ONE THING I WANT TO GET YOUR THOUGHTS ON IS TIED TO THE TIMELINE OF THE TECHNOLOGY.

SELF-DRIVING CARS ARE CLEARLY GOING TO CHANGE TRAFFIC PATTERNS AND TRANSPORTATION CHOICES.

WE PROBABLY WON'T NEED AS MANY PARKING GARAGES, WE MIGHT NOT NEED HIGHWAY LANES TO BE AS WIDE AS THEY ARE, AND METERED PARKING SPOTS MAY BECOME EXTINCT.

HOWEVER, AS GOVERNORS WE ARE ROUTINELY FACED WITH MAKING DECISIONS ABOUT INFRASTRUCTURE INVESTMENTS THAT HAVE A LIFESPAN OF 30, 50 OR EVEN 75 YEARS.

ARE WE BUILDING THINGS TODAY WE WILL NOT NEED 20 YEARS FROM NOW, AND IF SO, HOW CAN WE MAKE SURE WE ARE NOT LEAVING OUR CHILDREN WITH STRANDED ASSETS THEY DO NOT NEED BUT MUST CONTINUE TO PAY FOR?

[JOHN KRAFCIK ANSWER]

AMERICAN OVERSIGHT

ARE THERE THINGS WE SHOULD BE INVESTING IN TODAY THAT ARE NOT A PRIORITY FOR OUR STATE AND LOCAL GOVERNMENTS, OR ARE THERE CHANGES WE SHOULD MAKE TO THE INFRASTRUCTURE WE ARE BUILDING TODAY?

[JOHN KRAFCIK ANSWER]

GOVERNORS LIKE TO BE ACTIVE. WE TOOK THESE JOBS BECAUSE WE WANT TO GET THINGS DONE.

WE WANT TO MAKE LIFE BETTER FOR OUR CITIZENS, IMPROVE THE OPPORTUNITIES FOR OUR EMPLOYERS, ENHANCE THE SAFETY, RELIABILITY AND RESILIENCY OF OUR INFRASTRUCTURE AND, YES, LEAVE A BETTER WORLD FOR ALL OUR CHILDREN.

WHAT ADVICE WOULD YOU GIVE TO GOVERNORS FOR THE ACTIONS THEY CAN TAKE TO PROMOTE TRANSPORTATION INNOVATION WHILE PROTECTING THE PUBLIC?

[JOHN KRAFCIK ANSWER]

AMERICAN OVERSIGHT

[BEGIN Q & A WITH GOVERNORS]

I WOULD LIKE TO INVITE OTHER GOVERNORS TO JOIN IN THE DISCUSSION AND SHARE THEIR QUESTIONS ABOUT INNOVATION WITH JOHN.

[SANDOVAL—CLOSING]

PLEASE JOIN ME IN THANKING JOHN FOR HELPING US LEARN MORE ABOUT WHAT WE AS GOVERNORS CAN DO TO STAY AHEAD OF THE CURVE AND PREPARE OUR STATES AND THE CITIZENS WE SERVE FOR THE FUTURE.

I HOPE EVERYONE ENJOYED THE CONVERSATION AND IS READY FOR MORE TO COME THROUGHOUT THE WEEKEND. STAY TUNED FOR OUR NEXT PLENARY HERE SHORTLY. THANK YOU.

AMERICAN OVERSIGHT

La Noche de Fuego

Friday, July 20, 6-9 p.m.

Governor Sandoval

[GOVERNOR SANDOVAL OPENS]

WELCOME. THANK YOU TO THE GOVERNORS, THEIR FAMILIES, NGA SPONSORS AND SPECIAL GUESTS FOR COMING TONIGHT.

DAY TWO OF THE NGA SUMMER MEETING IS NOW IN THE BOOKS. I KNOW THAT I'VE LEARNED SO MUCH FROM MY COLLEAGUES, NGA PARTNERS AND THE PANELISTS, AND I HOPE YOU ALL FEEL THE SAME WAY.

MUCH LIKE LAST NIGHT, OUR GOAL NOW IS TO REFLECT ON TODAY'S EVENTS AND CONNECT WITH EACH OTHER.

I HOPE YOU ALL HAVE A WONDERFUL EVENING AND ENJOY THE PROGRAM TONIGHT.

AMERICAN OVERSIGHT

SPECIAL THANKS TO THE KIWANIS CLUB FOR THEIR WORK TO PUT TOGETHER WHAT I'M SURE WILL BE A MEMORABLE PROGRAM.

IF YOU WOULD PLEASE JOIN ME IN WELCOMING GOVERNOR BULLOCK TO SAY A FEW WORDS.

[TRANSITION TO BULLOCK]

AMERICAN OVERSIGHT

Governors Only—Opportunity Zones

Friday, July 20, 3:45-5 p.m.

Governor Sandoval

[SANDOVAL OPENS AND CALLS MEETING TO ORDER]

[COG READ OUT—TBD BY NGA]

FOR OUR NEXT ORDER OF BUSINESS, WE WILL TURN TO A DISCUSSION ON THE NEWLY ESTABLISHED OPPORTUNITY ZONES PROGRAM, WHICH CAME OUT OF THE TAX REFORM BILL LATE LAST YEAR.

OUR STATES HAVE ALL MADE SELECTIONS FOR WHICH AREAS WOULD BE BEST SERVED BY RECEIVING AN OPPORTUNITY ZONES DESIGNATION, AND NOW WE MUST TURN OUR ATTENTION TO HOW TO BEST LEVERAGE AVAILABLE POLICY TOOLS TO GUARANTEE ECONOMIC DEVELOPMENT AND JOB GROWTH IN THESE LESSER SERVED COMMUNITIES.

AMERICAN OVERSIGHT

JOINING US TODAY TO PROVIDE POLICY AND MESSAGING CONSIDERATIONS AS YOU DEVELOP YOUR STATE OPPORTUNITY ZONES' STRATEGIC PLAN ARE TWO EXPERTS IN THE ECONOMIC DEVELOPMENT FIELD.

FIRST, WE HAVE JOHN LETTIERI, THE PRESIDENT AND CO-FOUNDER OF THE ECONOMIC INNOVATION GROUP. AT EIG, JOHN LEADS THE ORGANIZATION'S POLICY DEVELOPMENT, ECONOMIC RESEARCH AND LEGISLATIVE AFFAIRS EFFORTS.

PRIOR TO CO-FOUNDING EIG, JOHN WAS THE VICE-PRESIDENT OF PUBLIC POLICY AT THE ORGANIZATION FOR INTERNATIONAL INVESTMENT AND SERVED AS A FOREIGN POLICY AIDE FOR FORMER U.S. SENATOR CHUCK HAGEL.

NEXT, WE HAVE SARAH BIANCHI, SENIOR ADVISOR AT THE GOVERNANCE PROJECT, WHERE SHE HAS BEEN FOCUSED ON THE IMPLEMENTATION OF THE OPPORTUNITY ZONES PROGRAM.

AMERICAN OVERSIGHT

PRIOR TO JOINING THE GOVERNANCE PROJECT, SARAH SERVED IN THE CLINTON WHITE HOUSE ON THE DOMESTIC POLICY COUNCIL AND IN THE OBAMA ADMINISTRATION AS THE DEPUTY ASSISTANT TO THE PRESIDENT FOR ECONOMIC POLICY AND THE DIRECTOR OF POLICY FOR VICE PRESIDENT BIDEN.

OUTSIDE OF HER PUBLIC SERVICE WORK, SARAH HAS WORKED AS A MANAGING DIRECTOR AT BLACKROCK, AN INVESTMENT ADVISOR AT ETON PARK CAPITAL AND MOST RECENTLY AS THE GLOBAL HEAD OF POLICY DEVELOPMENT AT AIRBNB.

I WILL NOW TURN IT OVER TO JOHN TO BEGIN FOR HIS OPENING REMARKS.

[TRANSITION TO JOHN LETTIERI FOR HIS REMARKS]

[TRANSITIONS BACK TO SANDOVAL]

AMERICAN OVERSIGHT

THANK YOU, JOHN. WE WILL NOW TURN TO SARAH FOR SOME INSIGHTS ABOUT WHAT SPECIFIC STRATEGIES AND POLICIES GOVERNORS CAN CONSIDER AS THEY DEVELOP THEIR OPPORTUNITY ZONES PLAN.

[TRANSITIONS TO SARAH BIANCHI FOR HER REMARKS]

[TRANSITIONS BACK TO SANDOVAL]

THANK YOU, SARAH. I WOULD NOW LIKE TO OPEN UP THE FLOOR TO ALL GOVERNORS FOR ANY QUESTIONS THAT YOU MIGHT HAVE FOR OUR PANELISTS, OR TO HEAR ABOUT ANY SPECIFIC STRATEGIES THAT YOUR STATE MIGHT ALREADY BE EMPLOYING.

[SANDOVAL CONCLUSION]

THANK YOU TO EVERYONE WHO PARTICIPATED IN TODAY'S CONVERSATIONS. I LOOK FORWARD TO SEEING YOU ALL AT THE SOCIAL EVENTS TONIGHT, AND FOR ANOTHER GREAT DAY OF DIALOGUE TOMORROW.

AMERICAN OVERSIGHT

Govs-Only Joint Lunch on Transition - Former Governors Panel

Saturday, July 21, 12:15 p.m.-1:30 p.m.

12:40pm
[GOVERNOR SANDOVAL]
KICK OFF

I AM PLEASED TO KICK OFF A SPECIAL JOINT LUNCH SESSION FOR GOVERNORS AND CHIEFS OF STAFF.

GIVEN THE NUMBER OF GUBERNATORIAL ELECTIONS AND GOVERNOR SERVING IN THEIR FINAL YEAR, I HAVE ASKED SCOTT TO MODERATE A TALENTED PANEL OF FORMER GOVERNORS WHO WILL SHARE THEIR WORDS OF WISDOM AND PRACTICAL ADVICE ABOUT GOVERNING STRONG DURING THE FINAL YEAR IN OFFICE AND LIFE AFTER BEING GOVERNOR.

DON'T WORRY THERE WILL BE AMPLE TIME FOR QUESTION AND ANSWER AND OPEN DISCUSSION.

AMERICAN OVERSIGHT

SO LET'S GET STARTED. PLEASE JOIN ME IN WELCOMING

FORMERS GOVERNORS:

- **GEORGE ALLEN OF VIRGINIA**
- **JIM EDGAR OF ILLINOIS**
- **JOHN ENGLER OF MICHIGAN**
- **JANE SWIFT OF MASSACHUSETTS**

12:45pm (SCOTT PATTISON) REMARKS

1:15 pm
AUDIENCE QUESTION

1:30pm (SCOTT WILL WRAP UP and CLOSE SESSION)

AMERICAN OVERSIGHT

Governors Only—NGA's Response to School Safety & SCOTUS: Implications for the States

Saturday, 8:30am – 10:00am

Governor Sandoval

[GOV SANDOVAL]

GOOD MORNING, GOVERNORS.

THANK YOU FOR JOINING US ON THIS EARLY MORNING. WE HAVE AN EXCITING DAY AHEAD.

BEFORE WE HAVE A CONVERSATION ABOUT THIS YEAR'S SUPREME COURT RULINGS AND HOW STATES CAN RESPOND, I WANT TO TURN IT OVER TO NGA'S CEO SCOTT PATTISON TO DISCUSS HOW NGA IS ADDRESSING THE SCHOOL VIOLENCE EPIDEMIC THROUGH BIPARTISAN ASSISTANCE TO STATES.

AMERICAN OVERSIGHT

THIS EFFORT INCLUDES THREE DIVISIONS FROM THE CENTER FOR BEST PRACTICES: HOMELAND SECURITY AND PUBLIC SAFETY, EDUCATION AND HEALTH.

SCOTT, WHAT CAN YOU TELL US ABOUT THIS ISSUE THAT WEIGHS ON THE MINDS OF EVERYONE IN THIS ROOM?

[SCOTT PATTISON REMARKS]

THANK YOU, SCOTT. SPEAKING ON BEHALF OF MY COLLEAGUES, WE APPRECIATE KNOWING THAT NGA CAN QUICKLY MOBILIZE ITS RESOURCES TO PROVIDE SUPPORT TO GOVERNORS WHEN FACED WITH AN UNANTICIPATED CHALLENGE.

I KNOW HOW MUCH WORK HAS BEEN PUT INTO THE SCHOOL SAFETY RESPONSE, AND I WANT TO THANK YOU FOR THESE EFFORTS.

AMERICAN OVERSIGHT

NOW, WE WILL TURN TO A DISCUSSION ABOUT THE SUPREME COURT TERM THAT JUST CONCLUDED AT THE END OF JUNE.

NO TERM IN RECENT MEMORY HAS RESULTED IN THIS MANY DECISIONS HAVING SUCH SIGNIFICANT IMPLICATIONS FOR GOVERNORS AND OUR STATES.

JOINING US TODAY TO SHARE THEIR INSIGHTS ARE TWO EXPERTS WHO ARE PREPARED TO DISCUSS WHAT GOVERNORS SHOULD BE THINKING ABOUT AS A STATE-SPECIFIC RESPONSE TO SEVERAL KEY DECISIONS OF THE COURT.

NOTE: GOVERNOR DAUGAARD MAY WANT TO INTRODUCE ERIC CITRON IN WHICH CASE, JUST RECOGNIZE GOVERNOR DAUGAARD AND THEN INTRODUCE A.G. BURNETT.

AMERICAN OVERSIGHT

FIRST, IT IS MY PLEASURE TO INTRODUCE ERIC CITRON. ERIC IS A PARTNER AT THE FIRM OF GOLDSTEIN & RUSSELL, IN THEIR SUPREME COURT PRACTICE.

PREVIOUSLY, ERIC CLERKED FOR TWO JUSTICES OF THE SUPREME COURT: SANDRA DAY O'CONNOR AND ELENA KAGEN, FOLLOWING EARLIER CLERKSHIPS IN THE FEDERAL DISTRICT AND APPEALS COURTS.

I THINK IT'S FAIR TO SAY THAT ERIC KNOWS HIS WAY AROUND A FEDERAL COURTROOM.

MOST RELEVANT TO OUR SESSION TODAY, ERIC WAS A COUNSEL FOR THE PETITIONER IN THE RECENTLY ANNOUNCED *SOUTH DAKOTA V. WAYFAIR* OVERTURNING *QUILL* AND *BELLA HESS,* WHICH NOW ALLOWS STATES TO COLLECT TAXES ON SALES FROM COMPANIES WITHOUT A PHYSICAL PRESENCE IN A STATE.

AMERICAN OVERSIGHT

NEXT, IT IS MY PLEASURE TO INTRODUCE MY FRIEND A.G. BURNETT.

A.G. IS A PARTNER AT THE FIRM OF MCDONALD CARANO, AND FROM 2012 UNTIL LAST DECEMBER, A.G. WAS CHAIR OF THE NEVADA GAMING CONTROL BOARD.

I INVITED HIM TO COME TODAY TO SHARE HIS PERSPECTIVES ON THE SUPREME COURT'S DECISION IN THE *MURPHY* DECISION, ALLOWING STATES TO DECIDE WHETHER TO ALLOW SPORTS GAMING.

I WILL NOW TURN IT OVER TO ERIC TO BEGIN FOR HIS OPENING REMARKS.

[ERIC CITRON REMARKS]

AMERICAN OVERSIGHT

[GOV SANDOVAL]

THANK YOU, ERIC.

NOW, I WILL TURN IT OVER TO A.G. FOR SOME INSIGHTS ABOUT WHAT SPECIFIC STRATEGIES AND POLICIES GOVERNORS CAN CONSIDER AS A RESPONSE TO THE *MURPHY* DECISION.

[A.G. BURNETT REMARKS]

THANK YOU, A.G.

I WOULD NOW LIKE TO OPEN UP THE FLOOR TO ALL GOVERNORS FOR QUESTIONS FROM OUR SPEAKERS, OR TO SHARE ANY SPECIFIC STRATEGIES THAT YOUR STATE HAS ALREADY EMPLOYED.

[OPEN DISCUSSION]

AMERICAN OVERSIGHT

[GOV SANDOVAL]

THANK YOU, EVERYONE, AND ESPECIALLY THANKS TO ERIC AND A.G.

WE GAINED MANY VALUABLE INSIGHTS INTO HOW TO RESPOND TO THE RECENT DECISIONS FROM THE SUPREME COURT.

WE ARE NOW ADJOURNED.

AMERICAN OVERSIGHT

Stephanie M. Klapstein

From: Milken Institute <events@milkeninstitute.org>
Sent: Friday, April 27, 2018 2:38 PM
To: Daniel Schwartz
Subject: Reminder - 2018 Milken Institute Global Conference

View web version



Dear Daniel,

We look forward to having you join us at the **2018 Milken Institute Global Conference**.

The details of the event are summarized below.

Event:	2018 Milken Institute Global Conference
Attending:	Daniel Schwartz
Confirmation Number:	HHNB6YS7VHC
Date:	Sunday, April 29, 2018 - Wednesday, May 2, 2018
Location:	The Beverly Hilton
Address:	9876 Wilshire Blvd., Beverly Hills, California 90210, USA
Dress Code:	Business Attire
Credential Pick-up:	**Click here** for credential pick-up information
Local Area Guests:	**PRE-PURCHASE A PARKING PASS HERE**
Beverly Hilton Guests:	Guests with accommodations at the Beverly Hilton do not need to pre-pay for parking.

AMERICAN OVERSIGHT

Note: The entrance to the Beverly Hilton from Santa Monica Blvd. will be closed Monday through Wednesday.

Please bring a photo ID with you to registration.



POLITICO's 'Morning Money' Comes to Global Conference

Click here to subscribe.

Be sure to sign up for "Morning Money" author Ben White's daily coverage of Global Conference. Beginning April 29, White, Politico's chief economic correspondent, will write a special edition of the "Morning Money" newsletter focused exclusively on the people and events at the conference.



Add this event to your calendar

If you'd prefer not to receive email like this from Milken Institute in the future, please click here.

Your privacy is important to us. Please review the Milken Institute Privacy Policy.



#MIGlobal

MILKEN INSTITUTE
SANTA MONICA | WASHINGTON | LONDON | SINGAPORE

© 2018 Milken Institute. All rights reserved.
1250 Fourth Street | Santa Monica, CA 90401 | +1 310 570 4600



AMERICAN OVERSIGHT

Stephanie M. Klapstein

From: Milken Institute <events@milkeninstitute.org>
Sent: Friday, March 16, 2018 9:32 AM
To: Daniel Schwartz
Cc: sldombrowski@nevadatreasurer.gov
Subject: Reminder - Invitation to the GCMAC Conference Call - Q1 2018

Dear Daniel,

You were recently invited to **GCMAC Conference Call - Q1 2018** on Tuesday, March 20, 2018 and we have not received a response yet.

Please view the below invitation and respond by clicking the RSVP button.

We hope you are able to join us.



Dear Daniel,

Please join us Tuesday, **March 20, 2018 at 5:00 PM – 6:00 PM PST**, for our **Q1 GCMAC Conference Call**. This is an opportunity to have a wide-ranging conversation on the global markets with **Michael Milken**, chairman of the Milken Institute; **Christopher Ailman**, co-chairman of GCMAC and chief investment officer of the California State Teachers' Retirement System; **Hiromichi Mizuno**, co-chairman of GCMAC, executive managing director and chief investment officer of Japan's GPIF; and featuring perspectives from several of our members.

In addition to quarterly conference calls, GCMAC comes together at our major conferences and summits. The Milken Institute will next be convening GCMAC at our annual **Global Conference (April 29 – May 2 in**

AMERICAN OVERSIGHT

Los Angeles). The theme of this year's conference is "Navigating a World in Transition." In both the Q1 GCMAC Conference Call and Global Conference, GCMAC will be exploring regional developments and the state of global markets, among other topics.

RSVP FOR THE CALL

Unable to attend? Click here

Please also save these dates for Institute events and GCMAC programming coming up:

- **Global Conference** – April 29 – May 2, 2018 (Los Angeles)
- **Asia Summit** – September 13 – 14, 2018 (Singapore)
- **London Summit** – December 4, 2018 (London)

About our speakers:

Michael Milken
Mike Milken, chairman of the Milken Institute, has been at the forefront of successful initiatives in medical research, education, public health and access to capital for more than four decades. *Fortune* magazine called him "The Man Who Changed Medicine" and a recent *Forbes* cover listed him among "Visionaries Reimagining Our Children's Future." In 1982, he formalized previous philanthropy by co-founding the Milken Family Foundation. He also chairs *FasterCures*, which speeds progress against all life-threatening diseases. He hosted the Milken Institute Future of Health Summit in Washington, D.C., October 23-24, 2017, and will host the 21st annual Milken Institute Global Conference, April 29-May 2, 2018, in Los Angeles. The Milken Institute School of Public Health at George Washington University was named to recognize an Institute gift. As a financier, Mike is often said to have revolutionized modern capital markets by pricing and rewarding risk more efficiently. The thousands of companies he financed created millions of jobs.

A graduate of the University of California at Berkeley, Mike earned his M.B.A. at the Wharton School. He and his wife of 48 years, Lori, have three children and nine grandchildren. For more information, see mikemilken.com.

Christopher Ailman
Christopher Ailman is chief investment officer of the $202 billion California State Teachers' Retirement System, the largest teachers' fund and the second-largest pension fund in the United States. As chief investment

AMERICAN OVERSIGHT
NV-DA-20-0615-A-006108

officer, he leads an investment staff of 155 across eight divisions. Ailman has more than 30 years of institutional investment management experience. He is co-chair of the Milken Institute's Global Capital Markets Advisory Council. Ailman has received numerous awards and recognitions, including the aiCIO Innovation Award, and was named the No. 3 chief investment officer in the world by aiCIO magazine in 2013. He is a regular guest on CNBC and Bloomberg radio and TV. Ailman earned a B.A. in business economics from the University of California, Santa Barbara, and received his certified financial planner designation from the University of Southern California.

Hiromichi Mizuno
Hiromichi Mizuno is executive managing director and chief investment officer of Japan's Government Pension Investment Fund. Previously, he was a partner at Collar Capital, a London based private-equity firm, and held senior posts at Sumitomo Trust & Banking Co., Ltd. Mizuno is an executive advisor to the Hiroshima Innovation Platform and to the Japanese Cabinet on Health Care and Medical Promotion Strategy. He is a guest professor at the Osaka University Graduate School of Medicine and the Kindai University Global Economic Research Center. He is also an advisor to Kyoto University's Center for iPS Cell Research and Applications, as well as a senior fellow at the Tel Aviv University Graduate School of Management. Mizuno holds a B.A. from Osaka City University and an M.B.A. from Northwestern University's Kellogg School of Management

Regards,

Sean Sandbach
Director, Business and Program Development
Milken Institute
Office: +1 310 570 4604
Mobile: +1 310 490 9934
milkeninstitute.org

About **GCMAC**: For nearly a decade, GCMAC has provided CIOs of the world's largest pension funds, endowments, foundations, insurance companies and sovereign wealth funds with a private, off-the-record forum to discuss the opportunities and challenges facing institutional investors. Featuring investors who represent more than $20 trillion in assets under management, these curated roundtable discussions are designed to help investors understand immediate and long-term macroeconomic trends. In coming to Global Conference, you will receive an invitation to participate in one of these discussions as well as invitations to a number of private meetings and roundtables that are available to GCMAC members.

AMERICAN OVERSIGHT

NV-DA-20-0615-A-006109

© 2018 Milken Institute
1250 Fourth Street | Santa Monica, CA 90401 | +1 (310) 570-4600
Privacy Policy | Unsubscribe from all emails

AMERICAN OVERSIGHT

Stephanie M. Klapstein

From: Lagomarsino, Katie R. EOP/WHO <Katie.R.Lagomarsino@who.eop.gov>
Sent: Friday, October 19, 2018 6:51 AM
To: Lagomarsino, Katie R. EOP/WHO
Subject: Reminder: Today's White House Briefing Call

State and Local Leaders,

This a reminder for the informational call on proposed regulations for opportunity zones **Today at 10:30 a.m. ET**. Please register through the link provided below to receive dial-in information.

Best regards,
Katie Lagomarsino
(202) 881-9205

From: Lagomarsino, Katie R. EOP/WHO
Sent: Thursday, October 18, 2018 8:45 PM
To: Lagomarsino, Katie R. EOP/WHO <Katie.R.Lagomarsino@who.eop.gov>
Subject: Tomorrow: White House Briefing Call

State and Local Leaders,

You are invited to a briefing call taking place tomorrow on Friday, October 19 at 10:30 a.m. ET with officials from the White House and the U.S. Treasury. This will be an opportunity to discuss proposed regulations on opportunity zones.

White House Briefing on Proposed Regulations on Opportunity Zones

- Date: Friday, October 19
- Time: 10:30 a.m. ET
- **RSVP HERE**. Please note you will receive dial-in information after you RSVP.

Please let me know if you have any questions.

Katie Lagomarsino
Special Projects Manager
White House Office of Intergovernmental Affairs
O: 202.456.4754 | C: 202.881.9205 | E: Katie.R.Lagomarsino@who.eop.gov

AMERICAN OVERSIGHT

NV-DA-20-0615-A-006111

Stephanie M. Klapstein

From: Ruiz, Joy M. EOP/WHO <Joy.M.Ruiz2@who.eop.gov>
Sent: Wednesday, October 24, 2018 7:04 AM
To: Ruiz, Joy M. EOP/WHO
Subject: REMINDER: White House Conference Call Regarding Proposed Regulations on Opportunity Zones

Importance: High

Good morning,

Thank you for registering for today's conference call.
Please use your call in information to join the White House and Department of Treasury for the conference call NOW, **Wednesday, October 24th at 10:00 a.m. EST.** We will discuss proposed regulations on Opportunity Zones designed to incentivize investment in American communities.

Sincerely,

Joy Ruiz
White House Office of Public Liaison
O: 202.456.1082 | E: Joy.M.Ruiz2@who.eop.gov

AMERICAN OVERSIGHT

Stephanie M. Klapstein

From: Milken Institute <events@milkeninstitute.org>
Sent: Saturday, January 13, 2018 11:02 PM
To: Daniel Schwartz
Subject: Reminder: You Are Invited to Our 2018 MENA Summit

View web version

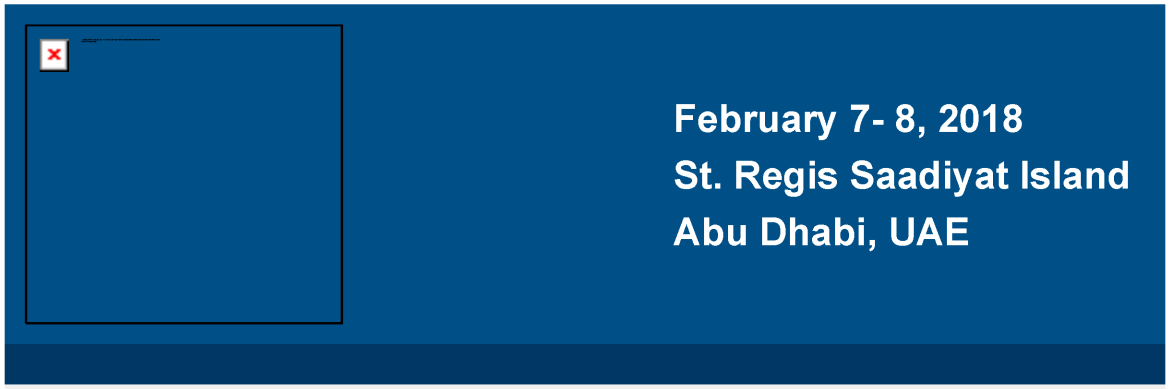

Please join us for the inaugural **Milken Institute MENA Summit**, an exclusive, invitation-only event that will convene the brightest minds in business, government, technology, medicine and philanthropy to address the most pressing issues in the region and around the world.

Featured Speakers

This event will gather senior leaders from the MENA region, the United States, Asia, and Europe to foster powerful, solutions-oriented conversations. The Summit's full list of speakers will be released at the end of January.

The Milken Institute is pleased to announce a featured speaker of the MENA Summit:

AMERICAN OVERSIGHT

Featured Panels

- ☐ International Capital Flows: Strategic Investment for Sustainable Growth
- ☐ Navigating Investments from Cryptocurrencies to Blockchain
- ☐ Prioritizing Precision, Prevention, and Innovation in Healthcare
- ☐ AI and the Future of Work in MENA
- ☐ Urban Farming, Agritech, and Food Security in the Middle East

To view our current public agenda, please visit the 2018 MENA Summit page on the Milken Institute website **here**.

**Note, the 2018 MENA Summit schedule is subject to change.*

Click the "Register" button below and enter Priority Code:
GCMAC-MA18MIG

REGISTER

Unable to attend?

Learn more about the Milken Institute and our flagship Global Conference.

If you'd prefer not to receive emails like this from The Milken Institute in the future click here.

Your privacy is important to us. Please review the Milken Institute Privacy Policy.



#MIGlobal

MILKEN INSTITUTE
SANTA MONICA | WASHINGTON | LONDON | SINGAPORE

© 2018 Milken Institute. All rights reserved.
1250 Fourth Street | Santa Monica, CA 90401 | +1 310 570 4600



AMERICAN OVERSIGHT

Stephanie M. Klapstein

From: Holly Propst <hpropst@westgov.org>
Sent: Wednesday, October 03, 2018 5:21 PM
To: abovingdon@mt.gov; Alex Whitaker; Alexandra Kaney; AngieByrnes; Annie McColaugh; Bill Whitacre; Britta Beckstead; Carly Cordell; CarolineGodkin; Casey Katims; Dan Baer; David Willms; Deb Kinsley; Dottie Ochoa; Glenna Reyes; GordonLarsen; hmoore@az.gov; HollyPropst; Jace Beehler; James Ogsbury; Jason Miner; Joe Rassenfoss; joepereira48@hotmail.com; Johanna Easter; John Chatburn; John Crowther; John Swartout; kadams@az.gov; Katie Mathews; Keith Gardner; Kevin Moss; kimberly.pallick@resources.ca.gov; kmathews@wdc.ca.gov; Kyler Nerison; laurel.a.johnston@hawaii.gov; Lauren DeNinno; Leslie Porter; Lisa Hiraoka; margaret.metcalfe@guam.gov; matt.konenkamp@state.sd.us; mike.mccartney@hawaii.gov; Nathan Sanderson; Pam Robinson; Patrick Holmes; Robert Randall; Ruchi Sadhir; Sam Eaton; Sarah Olsen; Sharlett Mena; Teal Takayama; Todd Ferrara; Toni Vigil; Troy Timmons; Tyler Klimas; Ward Scott; Zach Bodhane
Subject: SAC Call -- Thursday, Oct. 4 at 2 p.m. MDT / 4 p.m. EDT -- Agenda and Packet
Attachments: draft memorandum to Governors.docx; draft letter of director resignation.docx; Western Governernors Foundation _ Bylaws.docx; Western Governors' Foundation _ Articles of Incorporation.doc; Resolutions - Development Calendar_Fall2018.docx; Reso Status Sheet - 10-04-18.docx; DRAFT Reso_Preclearance 2018_V1.docx; Cybersecurity Resolution V1.docx; WGA PR 2019-XX Compensatory Mitigation_V1docx.docx; Reimagining the Rural West - Planning Activities.docx

Dear WGA Staff Council:

A reminder that the next regularly-scheduled WGA biweekly SAC conference call will occur tomorrow afternoon. Hope you can join us.

SAC Call Agenda – Thursday, October 4, 2018

2 p.m. (MDT) / 4 p.m. (EDT)
1-800-704-9804, access code 38539797#

Executive Director's Report

- WGA Foundation (Attachments [4})
- WGA New Governor Orientation (Nov. 16)
- Winter Meeting

Resolution Development Update

- Calendar (Attachment)
- Resolution Topics Updates – Status Report (Attachment)
    - Foreign Visitor Preclearance Draft V1 (Attachment)
    - Cybersecurity Draft V1 (Attachment)

AMERICAN OVERSIGHT

- Compensatory Mitigation V1 (Attachment)

BISI Workshops and WGA Working Lands Roundtable

- Update on Cheyenne WGA Working Lands Roundtable (Agenda)
- Update on Helena BISI Workshop –BW (Agenda)
  - Update on Sidebar DOI Meeting with States on Mussels
- Update on Hawaii BISI Workshop – BW (Agenda)

Vice Chairman Initiative Planning – "Reimagining the Rural West" Update (Attachment)

Forest and Rangeland Management

- Pending EO on Wildland Fire

Congressional End-Game

- CWA 401 Update
  - FY19 Interior Appropriations Language Update
- Appropriations
  - FY19 Energy and Water Appropriations Top-Line Report
  - Lame Duck Omnibus – FY19
- Public Lands Omnibus Effort Update

Coming Up:

- WGA Letter: Affordable Clean Energy Plan Letter on EPA Failure to Consult (in signature review)
- WGA Response Letter: WH-EPA-USACE Briefing on Delegation of 404 Authority and One-Federal-Decision (in signature review)
- WGA Letter: Governors' Taskforce for Conservation to Zinke (in signature review)
- Governors-DOE MOA: Transport of Transuranic Waste (SAC review through 10/10/18)

AMERICAN OVERSIGHT

NV-DA-20-0615-A-006116

WESTERN GOVERNORS' ASSOCIATION

Policy Resolution 2019-XX

Compensatory Mitigation – Version 1

A. BACKGROUND

1. Through their sovereign and statutory powers, states have primary management authority over all fish and wildlife within their borders. Following decades of work by staff and contractors, states have developed extensive science, expertise, and knowledge of species within their borders.

2. Governors bear responsibility for managing state interests, authorities and property rights within state borders – including fish and wildlife – and oversee state agencies charged with properly managing wildlife, habitat and related resources within their states.

3. States are the primary recipients of economic benefits associated with healthy species and ecosystems. At the same time, the economic costs of compliance with federal environmental regulations can fall disproportionately on western states and local communities. States recognize the importance of economic development and note that it is often not possible to both advance an economic development project and entirely avoid negative impacts to fish and wildlife populations and habitat.

4. Compensatory mitigation plays an important role in wildlife management and conservation, and states rely on its use in developing and executing species conservation strategies. Compensatory mitigation strategies employed by states include, but are not limited to, habitat restoration, establishment, enhancement, or conservation activities.

5. The mitigation hierarchy is a commonly referenced and widely utilized strategy in determining compensatory mitigation requirements for resource development projects. The mitigation hierarchy consists of first avoiding adverse impacts to wildlife populations and habitat where practicable, then minimizing adverse impacts where they cannot be avoided. The final step in the mitigation hierarchy is employing compensatory mitigation measures to replace or offset adverse impacts that remain following avoidance and minimization. This practice is memorialized under the Council of Environmental Quality's implementing regulations and other federal policy and guidance.[1]

6. While states exercise primary management authority over fish and wildlife within their borders, habitat for fish and wildlife often spans a patchwork of land ownership types, complicating state efforts to manage and conserve species under their management jurisdiction. This is particularly challenging in western states, where federal ownership constitutes a generally higher percentage of overall land ownership.

B. GOVERNORS' POLICY STATEMENT

1. States have the responsibility to establish appropriate statutes, regulations, policies and programs to manage fish and wildlife within their borders. This responsibility extends to

[1] 40 CFR 1508.20

DRAFT

AMERICAN OVERSIGHT

the development of compensatory mitigation standards and implementation of compensatory mitigation for species under their management purview.

2. Compensatory mitigation approaches vary from state to state, but they are designed to fully offset residual impacts to habitat function. Governors recognize that habitat functionality is the primary metric by which mitigation outcomes are measured. Compensatory mitigation efforts must sufficient to fully offset residual impacts to habitat function at the site-specific and range-wide scale necessary to meet conservation goals.

3. Where state mitigation standards are in place, consistency with existing state policy should be the primary guiding principle for a federal agency's development or implementation of compensatory mitigation on lands within their management authority or jurisdiction.

4. Western Governors urge federal agencies to adopt and implement state-supported compensatory mitigation programs and policies. Consistency between federal mitigation standards and those in state-supported programs allows wildlife managers, state and federal regulators, and developers to use a consistent compensatory mitigation program across differing land ownership within a state.

5. Western Governors recognize that that the diversity of conceivable species, habitat and project-specific circumstances make quantifying measures, with clearly defined goals, for compensatory mitigation difficult. Governors are concerned about federal agencies' potential inconsistent use and lack of assessment criteria for ambiguous mitigation goals such as "net conservation gain," and they believe that measures should be designed to avoid inappropriate uses of such a goal.

6. Western Governors recognize that mitigation of development impacts to habitat or natural resources must account for a level of risk and uncertainty that a particular compensatory mitigation action may fail to adequately offset adverse impacts to wildlife and habitat. Federal agencies should acknowledge a variety of tools and measures for incorporating risk and uncertainty based on the diverse experience of states in designing and implementing compensatory mitigation programs.

7. Governors believe that federal mitigation policies should be developed in coordination with Governors, and the state agency officials they designate, to achieve the following objectives:

    - Provide measurable and documentable habitat and conservation values, services and functions that are at least equal to the lost or degraded values, services and functions caused by the impact.

    - Incorporate measures to account for a level of risk that a particular compensatory mitigation action may fail or not achieve its stated objectives, and uncertainty about the level and duration of estimated impacts.

    - Provide benefits that are durable and in place for at least the duration of the residual adverse impacts.

    - Encourage the application of compensatory mitigation offsets prior to the impact occurring to ensure no lag time occurs between impacts and offsets.

DRAFT

AMERICAN OVERSIGHT

- Offer transparency and certainty to developers and regulators. This necessitates early and substantive consultation with States and consistency with State designed compensatory mitigation standards where they exist.

C. GOVERNORS' MANAGEMENT DIRECTIVE

1. The Governors direct WGA staff to work with Congressional committees of jurisdiction, the Executive Branch, and other entities, where appropriate, to achieve the objectives of this resolution.

2. Furthermore, the Governors direct WGA staff to consult with the Staff Advisory Council regarding its efforts to realize the objectives of this resolution and to keep the Governors apprised of its progress in this regard.

DRAFT

AMERICAN OVERSIGHT

AMENDED AND RESTATED
ARTICLES OF INCORPORATION
OF
WESTERN GOVERNORS' FOUNDATION

Pursuant to the provisions of the Colorado Revised Nonprofit Corporation Act (the "Act"), Western Governors' Foundation, a Colorado nonprofit corporation (the "Corporation"), adopts the following Amended and Restated Articles of Incorporation. The Amended and Restated Articles of Incorporation constitute an amendment and restatement of the original Articles of Incorporation of the Corporation filed with the Colorado Secretary of State on April 2, 1985; correctly set forth the current provisions of the Articles of Incorporation of the Corporation, as amended, and restated; and supersede the Corporation's original Articles of Incorporation and all amendments and supplements thereto or restatements thereof. The Corporation has no voting members and the Amended and Restated Articles of Incorporation were duly adopted by unanimous consent of the Board of Directors of the Corporation on _____, 2018.

ARTICLE I

The name of the Corporation is Western Governors' Foundation.

ARTICLE II

The period of its duration shall be perpetual.

ARTICLE III

The Corporation is organized exclusively for charitable, scientific, literary or educational purposes within the meaning of and pursuant to section 501(c)(3) of the Internal Revenue Code of 1986 (or under the corresponding provision of any future United States Internal Revenue law). Within the scope of the foregoing purposes, the Corporation shall be organized and operated exclusively (i) for the benefit of, (ii) to perform the functions of, or (iii) to carry out the purposes of Western Governors' Association ("WGA"), a Colorado nonprofit corporation, and a governmental unit within the meaning of section 170(b)(1)(A)(v) of the Code. If WGA is dissolved for any reason and is no longer in existence, the purpose of the Corporation shall be to support the governmental units (within the meaning of section 170(b)(1)(A)(v) of the Code) whose Governors were the members of WGA at the time of its dissolution. References in these Articles of Incorporation to the "Code" shall be to the Internal Revenue Code of 1986, as amended from time to time.

ARTICLE IV

A. No part of the income or net earnings of the Corporation shall inure to the benefit of, or be distributable to, any member, director or officer of the Corporation or any other private individual (except that reasonable compensation may be paid for

DRAFT

AMERICAN OVERSIGHT

services rendered to or for the Corporation affecting one or more of its purposes, and reimbursement may be made for any expenses incurred for the Corporation by any officer, director, agent or employee, or any other person or corporation, pursuant to a policy adopted by the Board of Directors); and provided further that no member, director or officer of the Corporation, or any other private individual shall be entitled to share in any distribution of any of the corporate assets on dissolution of the Corporation or otherwise. No substantial part of the activities of the Corporation shall consist of carrying on propaganda or otherwise attempting to influence legislation, except as otherwise provided in section 501(h) of the Code. The Corporation shall not participate in or intervene in (including the publishing or distributing of statements) any political campaign on behalf of, or in opposition to, any candidate for public office.

B. No part of the assets of the Corporation shall inure to the benefit of or be distributable to any organization whose income or net earnings or any part thereof inure to the benefit of any private shareholder or other individual or any substantial part of the activities of which consists of carrying on propaganda or otherwise attempting to influence legislation.

C. Upon dissolution of the Corporation, all of its assets shall be paid over or transferred to WGA, but if WGA is no longer in existence or is no longer qualified to receive assets from the Corporation, then such assets shall be distributed to one or more exempt organizations of the kind described in section 501(c)(3) of the Code, or to governmental units within the meaning of section 170(b)(1)(A)(v) of the Code, as determined by the Board of Directors of the Corporation.

D. Notwithstanding any other provision hereof, this Corporation shall not conduct or carry on any activities not permitted to be conducted or carried on by an organization which is tax exempt under the provisions of section 501(c)(3) of the Code.

E. Notwithstanding any other provision of these Articles during any period that the Corporation is a "private foundation" within the meaning of section 509 of the Code, the Corporation shall be required to distribute its income for each taxable year of the Corporation at such time and in such manner as not to subject the Corporation to tax under section 4942 of the Code; and the Corporation shall be prohibited from engaging in any act of self-dealing as defined in section 4941(d) of the Code, from retaining any excess business holdings in violation of the provisions of section 4943(c) of the Code, from making any investments in such manner as to subject the Corporation to tax under section 4944 of the Code, and from making any taxable expenditures as defined in section 4945(d) of the Code.

ARTICLE V

The Corporation shall have no voting members and all business affairs of the Corporation shall be conducted by its Board of Directors.

AMERICAN OVERSIGHT

ARTICLE VI

The address of the registered office of the Corporation is 1600 Broadway, Suite 1700, Denver, CO 80202, and the name of its initial registered agent at such address is Dan Baer.

ARTICLE VII

The address of the principal office of the Corporation is 1600 Broadway, Suite 1700, Denver, CO 80202.

ARTICLE VIII

There shall be no personal liability, either direct or indirect, of any director of the Corporation to the Corporation or to its members for monetary damages for any breach or breaches of fiduciary duty as a director; except that this provision shall not eliminate the liability of a director to the Corporation or to its members for monetary damages for any breach, act, omission or transaction as to which the Colorado Revised Nonprofit Corporation Act (as in effect from time to time) prohibits expressly the elimination of liability. This provision shall not limit the rights of directors of the Corporation for indemnification or other assistance from the Corporation. This provision shall not restrict or otherwise diminish the provisions of section 13-21-115.7, Colorado Revised Statutes (concerning no liability of directors except for wanton and willful acts or omissions), any amendment or successor provision to such section, or any other law limiting or eliminating liabilities. Any repeal or modification of the foregoing provisions of this Article by the members of the Corporation or any repeal or modification of the provision of the Colorado Revised Nonprofit Corporation Act which permits the elimination of liability of directors by this Article shall not affect adversely any elimination of liability, right or protection of a director of the Corporation with respect to any breach, act, omission, or transaction of such director occurring prior to the time of such repeal or modification.

ARTICLE IX

The Articles of Incorporation and the Bylaws of the Corporation may be altered, amended or repealed by the affirmative vote of a majority of the full Board of Directors of the Corporation provided that, if WGA is then in existence, any such alteration, amendment or repeal is approved by the affirmative vote of two-thirds of the members of the WGA Board of Directors.

The (a) name or names, and (b) mailing address or addresses, of any one or more of the individuals who cause this document to be delivered for filing, and to whom the Secretary of State may deliver notice if filing of this document is refused, are:

AMERICAN OVERSIGHT

NV-DA-20-0615-A-006122

BYLAWS
OF
WESTERN GOVERNORS' FOUNDATION

(a Colorado Nonprofit Corporation)

ARTICLE I.
OFFICES

1. Business Offices. The principal office of the corporation shall be located at such place as may be designated by the corporation from time to time in filings with the Secretary of State of Colorado. The corporation may have such other offices, either within or without the State of Colorado, as the Board of Directors may determine or as the affairs of the corporation may require from time to time.

2. Registered Office. The corporation shall have and continuously maintain in the State of Colorado a registered office, and a registered agent whose office is identical with such registered office, as required by the Colorado Revised Nonprofit Corporation Act. The registered office may be, but need not be, identical with the principal office if the principal office is in the State of Colorado. The address of the registered office may be changed from time to time by the corporation as long as the proper filings are made with the Secretary of State of Colorado.

ARTICLE II.
NO VOTING MEMBERS

The corporation shall have no voting members and the Board of Directors shall be elected as provided in Article III below.

ARTICLE III.
BOARD OF DIRECTORS

1. General Powers. The affairs of the corporation shall be managed under the direction of its Board of Directors. Directors need not be residents of the State of Colorado, but they shall be natural persons who are at least eighteen years of age.

2. Number, Tenure and Qualifications. The number of Directors shall be between three and nine. The number of Directors within that range shall be fixed or changed from time to time by the Board of Directors. Directors serving in that capacity at the time of the adoption of these revised and restated bylaws shall continue to serve as Directors for two years from that time or until their death, removal or resignation. All successor Directors shall be appointed by Western Governors' Association, a Colorado nonprofit corporation ("WGA"), to serve for a term of up to four years. Each Director shall serve for the term for which they are elected and until their successor shall have been appointed or elected and qualified, or until such Director's earlier death, resignation or removal. A Director may serve successive terms if reappointed or reelected.

DRAFT

AMERICAN OVERSIGHT

At least a majority of the members of the Board of Directors shall not be disqualified persons (as defined in Section 4946 of the Internal Revenue Code of 1986, as amended (the Code)) other than foundation managers.

It is the intention of the corporation that it be regarded as "operated, supervised or controlled by" WGA within the meaning of Section 509(a)(3)(B)(i) of the Code.

3. Removal. The Directors may be removed with or without cause by WGA at any time by giving written notice to the Director who is being removed and to the corporation. Such removal shall be effective when the notice of removal is received by both the Director to be removed and the corporation unless the notice states a later effective date.

4. Meetings. The Board of Directors shall meet at least one time each year at a meeting designated as the annual meeting and called by the Chairperson of the Board. Additional meetings may be called by the Chairperson of the Board or upon the written request of at least two Directors. All meetings shall be held at the time and place designated by the Chairperson of the Board.

5. Notice of Meetings. Notice of each meeting of Directors shall be given to each Director. If such notice is given (a) by personally delivering written notice to a Director, (b) by personally telephoning such Director, or (c) by delivering notice to such Director by electronic mail, it shall be so given at least two (2) days prior to the meeting. If such notice is given either (y) by depositing a written notice in the United States mail, postage prepaid, or (z) by transmitting a facsimile directed to such Director, it shall be so given at least four (4) days prior to the meeting. Notice shall be sent to the street or electronic addresses or facsimile numbers of the Directors set forth in the corporation's records. The notice of all meetings shall state the place, date and hour thereof, but need not, unless otherwise required by statute, state the purpose or purposes thereof.

6. Quorum. Two-Thirds of the Board of Directors shall constitute a quorum for the transaction of business at any meeting of the Board; but if less than two-thirds of the Directors are present at said meeting, a majority of the Directors present may adjourn the meeting from time to time without further notice.

7. Manner of Acting. The act of two-thirds of the Directors shall be the act of the Board of Directors, unless the act of a greater number is required by law or by these bylaws.

8. Vacancies. Any vacancy occurring in the Board of Directors, including any vacancy resulting from the removal of a Director or from an increase in the number of Directors, shall be filled by WGA. A Director appointed or elected to fill a vacancy shall be elected for the unexpired term of his or her predecessor in office.

9. Compensation. Directors as such shall not receive any stated salaries for their services, but by resolution of the Board of Directors a fixed sum and expenses of attendance, if any, may be allowed for attendance at each meeting of the Board; but

AMERICAN OVERSIGHT

nothing herein contained shall be construed to preclude any Director from serving the corporation in some other capacity and receiving compensation therefor.

10. Informal Action by Directors. Any action required by law or permitted to be taken at a meeting of Directors may be taken without a meeting if notice is transmitted in writing to each member of the Board and each member of the Board by the time stated in the notice: (x) votes in writing for such action; or (y) (i) votes in writing against such action, abstains from voting, or fails to respond or vote; and (ii) fails to demand in writing, that action not be taken without a meeting. The notice required by this Section shall state (a) the action to be taken; (b) the time by which a Director must respond; (c) that failure to respond by the time stated in the notice will have the same effect as abstaining in writing by the time stated in the notice and failing to demand in writing by the time stated in the notice that action not be taken without a meeting; and (d) any other matters the corporation determines to include. Action is taken under this Section only if at the end of the time stated in the notice transmitted pursuant to this Section the affirmative votes in writing for such action received by the corporation and not revoked equal or exceed the minimum number of votes that would be necessary to take such action at a meeting at which all of the Directors then in office were present and voted, and the corporation has not received a written demand that such action not be taken without a meeting other than a demand that has been revoked. A writing by a Director under this Section shall be in a form sufficient to inform the corporation of the identity of the Director, the vote, abstention, demand, or revocation of the Director, and the proposed action to which such vote, abstention, demand or revocation relates. All communications under this Section may be transmitted or received by the corporation by electronically transmitted facsimile, electronic mail, or other form of wire or wireless communication. For purposes of this Section, communications to the corporation are not effective until received.

11. Meetings by Telephone. Members of the Board of Directors or any committee designated thereby may hold or participate in a meeting of the Board of Directors or such committee by means of conference telephone or similar communications equipment provided that all such persons so participating in such meeting can hear each other at the same time.

ARTICLE IV.
OFFICERS

1. Officers. The officers of the corporation shall be a Chairperson of the Board, a Vice Chairperson of the Board, a President, and such other officers as may be elected in accordance with the provisions of this Article. The Board of Directors may elect or appoint such other officers as it shall deem desirable, such officers to have the authority and perform the duties prescribed, from time to time, by the Board of Directors. The Chairperson of the Board and the Vice Chairperson of the Board shall be elected from among the members of the Board. No individual may simultaneously hold more than one office in the Corporation. The officers must be natural persons who are at least eighteen years of age.

AMERICAN OVERSIGHT

2. Election and Term of Office. The officers of the corporation shall be elected annually by the Board of Directors at the next regular meeting of the Board of Directors following the annual meeting of the Board of Directors. If the election of officers shall not be held at such meeting, such election shall be held as soon thereafter as conveniently may be. New offices may be created and filled at any meeting of the Board of Directors. Each officer shall hold office until his or her successor shall have been duly elected and shall have qualified.

3. Removal. Any officer elected or appointed by the Board of Directors may be removed by the Board of Directors at any time with or without cause, but such removal shall be without prejudice to the contract rights, if any, of the officer so removed.

4. Vacancies. A vacancy in any office because of death, resignation, removal, disqualification or otherwise, may be filled by the Board of Directors for the unexpired portion of the term.

5. Chairperson of the Board. The Chairperson of the Board shall preside at meetings of the Board of Directors, shall consult with the President and keep generally advised about the state of the corporation and shall perform such other duties as may be determined by the Board.

6. Vice Chairperson of the Board. The Vice Chairperson of the Board shall perform the duties of the Chairperson of the Board in case of the absence or resignation of the Chairperson or inability of the Chairperson to act.

7. President. The President shall be the principal executive officer of the corporation and shall in general supervise and control all of the business and affairs of the corporation. He or she shall preside at all meetings of the Board of Directors if the offices of Chairperson and Vice Chairperson of the Board are vacant or the Chairperson and Vice Chairperson are absent or unable to act. The President may sign contracts or other instruments which the Board of Directors has authorized to be executed, except in the cases where the signing and execution thereof shall be expressly delegated by the Board of Directors or by these bylaws or by statute to some other officer or agent of the corporation; and in general he or she shall perform all duties incident to the office of President and such other duties as may be prescribed by the Board of Directors from time to time.

The President shall have charge and custody of and be responsible for all funds and securities of the corporation; and, with the assistance of staff of the corporation, shall receive and give receipts for moneys due and payable to the corporation from any source whatsoever, and deposit all such moneys in the name of the corporation in such banks, trust companies or other depositaries as shall be selected by the Board of Directors.

The President shall be the custodian of the corporate records and shall ensure that minutes of the meetings of the Board of Directors are kept in one or more books provided for that purpose. With the assistance of staff of the corporation, the President

AMERICAN OVERSIGHT

shall see that all notices are duly given in accordance with the provisions of these bylaws or as required by law, and shall keep a register of the post-office and email addresses of each Director which shall be furnished to the President by such Director.

ARTICLE V.
COMMITTEES

1. Committees of Directors. The Board of Directors may create one or more committees of the Board and appoint one or more Directors to serve on them, by vote of a majority of all Directors in office, which committees shall have and exercise the authority of the Board of Directors in the management of the corporation as may be delegated to such committee by the Board of Directors, except that no such committee shall have the authority of the Board of Directors in reference to authorizing distributions, electing, appointing or removing any Director, amending articles of incorporation, amending, altering or repealing the bylaws; approving a plan of merger, or approving a sale, lease exchange or other distribution of all, or substantially all of the corporation's property, with or without goodwill, otherwise than in the usual and regular course of business.

2. Advisory Committees. The corporation may have other committees similarly appointed which shall not have the authority of the Board of Directors in the management of the corporation and which shall serve solely as advisory committees to the Board.

3. Term of Office. Committees may be terminated and members may be appointed and removed from committees as determined by the Board of Directors from time to time.

ARTICLE VI.
STANDARDS OF CONDUCT FOR OFFICERS AND DIRECTORS

Each Director shall discharge the Director's duties as a Director, including the Director's duties as a member of a committee of the Board, and each officer with discretionary authority shall discharge the officer's duties under that authority: (a) in good faith; (b) with the care an ordinarily prudent person in a like position would exercise under similar circumstances; and (c) in a manner the Director or officer reasonably believes to be in the best interests of the corporation. A Director or officer may rely on information, opinions, reports, or statements, including financial statements and other financial data, if prepared or presented by: (i) one or more officers or employees of the corporation whom the Director or officer reasonably believes to be reliable and competent in the matters presented; (ii) legal counsel, a public accountant, or other person as to matters the Director or officer reasonably believes are within such person's professional or expert competence; or (iii) in the case of a Director, a committee of the Board of Directors of which the Director is not a member if the Director reasonably believes the committee merits confidence.

A Director or officer is not acting in good faith if the Director or officer has knowledge concerning the matter in question that makes reliance otherwise permitted

AMERICAN OVERSIGHT

by the above unwarranted. A Director or officer is not liable as such to the corporation for any action taken or omitted as a Director or officer, if, in connection with such action or omission, the Director or officer performed the duties of the position in compliance with this Article.

ARTICLE VII.
CONFLICTING INTEREST TRANSACTIONS

1. Conflicting Interest Transactions. As used in this Article, "conflicting interest transaction" means: a contract, transaction, or other financial relationship between the corporation and a Director of the corporation, or between the corporation and a party related to a Director, or between the corporation and an entity in which a Director of the corporation is a Director or officer or has a financial interest.

2. Prohibition Against Loans to Directors or Officers. No loans shall be made by the corporation to its Directors or officers. Any Director or officer who assents to or participates in the making of any such loan shall be liable to the corporation for the amount of such loan until the repayment thereof.

3. Voidability of Conflicting Interest Transactions. No conflicting interest transaction shall be void or voidable or be enjoined, set aside, or give rise to an award of damages or other sanctions in a proceeding by or in the right of the corporation, solely because the conflicting interest transaction involves a Director of the corporation or a party related to a Director or an entity in which a Director of the corporation is a Director or officer or has a financial interest or solely because the Director is present at or participates in the meeting of the corporation's Board of Directors or of the committee of the Board of Directors that authorizes, approves, or ratifies the conflicting interest transaction or solely because the Director's vote is counted for such purpose if:

(A) The material facts as to the Director's relationship or interest and as to the conflicting interest transaction are disclosed or are known to the Board of Directors or the committee, and the Board of Directors or committee in good faith authorizes, approves, or ratifies the conflicting interest transaction by the affirmative vote of a majority of the disinterested Directors, even though the disinterested Directors are less than a quorum; or

(B) The conflicting interest transaction is fair as to the corporation.

4. Approval of Conflicting Interest Transactions. Common or interested Directors may be counted in determining the presence of a quorum at a meeting of the Board of Directors or of a committee which authorizes, approves, or ratifies the conflicting interest transaction.

5. Party Related to Director. For purposes of this Article, a "party related to a Director" shall mean a spouse, a descendent, an ancestor, a sibling, the spouse or descendent of a sibling, an estate or trust in which the Director or a party related to a Director has a beneficial interest, or an entity in which a party related to a Director is a Director, officer, or has a financial interest.

AMERICAN OVERSIGHT

ARTICLE VIII.
INDEMNIFICATION

1. Indemnification. To the extent permitted or required by the act (as defined below) and any other applicable law, if any Director or officer (as defined below) of the corporation is made a party to or is involved in (for example as a witness) any proceeding (as defined below) because such person is or was a Director or officer of the corporation, the corporation (I) shall indemnify such person from and against any judgments, penalties, fines (including but not limited to ERISA excise taxes), amounts paid in settlement and reasonable expenses (including but not limited to expenses of investigation and preparation, and fees and disbursements of counsel, accountants or other experts) incurred by such person in such proceeding, and (II) shall advance to such person expenses incurred in such proceeding.

The corporation may in its discretion (but is not obligated in any way) to indemnify and advance expenses to an employee or agent of the corporation to the same extent as to a Director or officer.

The foregoing provisions for indemnification and advancement of expenses are not exclusive, and the corporation may at its discretion provide for indemnification or advancement of expenses in a resolution of its Directors, in a contract or in its articles of incorporation.

Any repeal or modification of the foregoing provisions of this article for indemnification or advancement of expenses shall not affect adversely any right or protection stated in such provisions with respect to any act or omission occurring prior to the time of such repeal or modification. If any provision of this article or any part thereof shall be held to be prohibited by or invalid under applicable law, such provision or part thereof shall be deemed amended to accomplish the objectives of the provision or part thereof as originally written to the fullest extent permitted by law, and all other provisions or parts shall remain in full force and effect.

As used in this article, the following terms have the following meanings:

(A) Act. The term "act" means the Colorado Revised Nonprofit Corporation Act as it exists on the date this Article is adopted, and as the Colorado Revised Nonprofit Corporation Act may be thereafter amended from time to time. In the case of any amendment of the Act after the date of adoption of this article, when used with reference to an act or omission occurring prior to effectiveness of such amendment, the term "act" shall include such amendment only to the extent that the amendment permits a corporation to provide broader indemnification rights than the Colorado Revised Nonprofit Corporation Act permitted prior to the amendment.

(B) Director or Officer. The term "Director" or "officer" means (I) a Director or officer of the corporation and (II) while an individual is a Director or officer of the corporation, the individual's serving at the corporation's request as a Director, officer, partner, member, manager, trustee, employee, fiduciary, or agent of another domestic or foreign corporation, nonprofit corporation, or other person or of an

AMERICAN OVERSIGHT

employee benefit plan, and (III) any other position (not with the corporation itself) in which a Director or officer of the corporation is serving at the request of the corporation and for which indemnification by the corporation is permitted by the act.

(C) Proceeding. The term "proceeding" means any threatened, pending or completed action, suit, or proceeding whether civil, criminal, administrative or investigative, and whether formal or informal.

(D) Code. The term "Code" means the Internal Revenue Code of 1986, as amended from time to time.

2. Limitation. Notwithstanding any other provision of this Article VIII, during any period that the corporation is a "private foundation" within the meaning of section 509 of the Code, or any corresponding provision of any future United States tax law, the corporation shall not indemnify any person from or against or advance to any person the cost of, such expenses, judgments, fines, or amounts paid or necessarily incurred, nor shall the corporation purchase or maintain such insurance, to the extent that any such indemnification, purchase, or maintenance would be determined to be an act of self-dealing within the meaning of section 4941 of the Code, to be a taxable expenditure within the meaning of section 4945 of the Code, or to be otherwise prohibited under the Code, unless and to the extent (i) a court orders such indemnification, or (ii) the purchase or maintenance of such insurance can be treated as reasonable compensation to such person.

ARTICLE IX.
BOOKS AND RECORDS

The corporation shall keep correct and complete books and records of account and shall also keep minutes of the proceedings of its Board of Directors and committees having any of the authority of the Board of Directors, and shall keep at its registered or principal office a record giving the names and addresses of the Directors. All books and records of the corporation may be inspected by any Director or his or her agent or attorney for any proper purpose at any reasonable time.

ARTICLE X.
WAIVER OF NOTICE

Whenever any notice is required to be given under the provisions of the Colorado Revised Nonprofit Corporation Act or under the provisions of the articles of incorporation or the bylaws of the corporation, a Director may waive any notice required to be given to such Director by the Act or these bylaws: (i) whether before or after the date or time stated in the notice as the date or time when any action will occur, by delivering a written waiver to the corporation which is signed by the Director entitled to the notice for inclusion in the minutes, but such delivery and filing shall not be conditions of the effectiveness of the waiver; or (ii) by a Director's attendance at the meeting whereby such Director waives objection to lack of notice or defective notice, unless the Director at the beginning of the meeting objects to the holding thereof or transacting business at the meeting because of lack of notice or defective notice and the

AMERICAN OVERSIGHT

Director also does not vote for or assent to action taken at the meeting. Further, even if a Director attends or participates in a meeting, the Director does not waive any required notice if special notice was required of a particular purpose and the Director objects to transacting business with respect to the purpose for which such special notice was required and does not thereafter vote for or assent to action taken at the meeting with respect to such purpose.

ARTICLE XI.
AMENDMENTS TO BYLAWS

The Board of Directors may amend these bylaws at any time to add, change, or delete a provision; provided, however, to be effective, any amendment of these bylaws shall require written approval of WGA.

ARTICLE XII.
VOTE REQUIRED FOR APPROVAL BY WGA

Unless otherwise provided in these bylaws, at any time when the approval of WGA or of the WGA Board of Directors is required to take any action, such action shall require the affirmative vote of two-thirds of the members of the WGA Board of Directors.

AMERICAN OVERSIGHT

WESTERN GOVERNORS' FOUNDATION
BYLAWS CERTIFICATE

The undersigned certifies that he or she is the Executive Director of Western Governors' Foundation, a Colorado nonprofit corporation, and that, as such, he or she is authorized to execute this Certificate on behalf of the corporation, and further certifies that attached hereto is a complete and correct copy of the bylaws of the corporation adopted by the Board of Directors of the corporation effective as of _____.

_____
[_____], Executive Director

11018820_4

AMERICAN OVERSIGHT

WGA Resolutions Development Process Calendar – Fall 2018

Under the revised Western Governors' Association bylaws, initial drafts of resolutions must be circulated no less than 60 days prior to a vote of the Governors. **For the fall 2018 resolution cycle, that deadline will be October 8, 2018.**

September 14, 2018	Fall 2018 SAC Strategic Planning Meeting (Vancouver B.C. and via Conference Call).
September 20, 2018	Regularly Scheduled Biweekly SAC Call
October 4, 2018	Regularly Scheduled Biweekly SAC Call
October 8, 2018	Bylaw-driven deadline for all initial draft resolutions to be received by WGA.
October 18, 2018	SAC Call to Review and Discuss Draft Resolutions.[1]
October 25, 2018	SAC Call to Review and Discuss Draft Resolutions.
November 1, 2018	SAC Call to Review and Discuss Draft Resolutions.
November 8, 2018	SAC Call to Review and Discuss Draft Resolutions.
November 15, 2018	SAC Call to Review and Finalize All Draft Resolutions Meeting Bylaw Requirements of Co-sponsorship.
November 27, 2018	Meeting Notice, Resolutions and Ballots Go Out to Governors.
Date During Balloting Period TBD	Governors-Only Call – To Discuss Any Draft Resolutions Requiring Gubernatorial Resolution
December 6, 2018	SAC Call (2018 Winter Meeting Logistics)
December 7, 2018	Governors' Completed Ballots Requested Back to WGA Staff.
December 11-13, 2018	Governors' 2018 Winter Meeting / Announcement of Resolution Ballot Results.

AMERICAN OVERSIGHT

AMERICAN OVERSIGHT

Western Governors' Association – Draft Resolutions Status –--Fall 2018[1]

10-04-18

#	*Resolution Topic*	*SAC Review Status*	*Sponsors*	*Notes*
	Foreign Visitor Preclearance *(Renewal of Expired Resolution)* *(Staff Lead: Lauren DeNinno)*	9/20: HI indicated they would like this resolution to be considered during this resolution process during the SAC call. SAC indicated a working group was not needed. 9/28: HI submitted a revised version of the expiring resolution. This was circulated to SAC as V1.		
	Cybersecurity *(New Topic)* (Working Group: ND, WA) *(Staff Lead: Britta Beckstead)*	9/17/18: Work Group call. Attendees: WA. 9/24/18: Work Group call. No attendees. WA provided edits/feedback on draft. 10/1/18: Work Group call. No attendees. 10/2-10/3: ND and WA provided feedback/edits. 10/4/18: V1 shared with SAC.		
	Compensatory Mitigation *(New Topic)* (Working Group: CO, ID, MT, NV, UT, WA) *(Staff Lead: Zach Bodhane)*	9/25/18: Working Group call. Attendees: WA, MT, UT. No substantive edits provided. 10/2/18: Working Group call. Attendees. CO, ID, UT, NV. No substantive edits provided. NV noted that they may have edits in the future but did not object to moving forward with full SAC consideration.		

[1] *Article VI(A)(3) of the Western Governors' Association bylaws requires initial drafts of resolutions to be circulated no less than 60 days prior to a vote of the Governors.*

AMERICAN OVERSIGHT

		10/4/18: V1 shared with SAC.		
	Health Care *(New Topic)* (Working Group: AK, CA, CO, ID, NM, OR, SD, UT, WA) *(Staff Lead: Troy Timmons)*	9/20/18: Resolution discussed on SAC call. Working group established. CA, CO, ID, NM, OR, SD, UT, WA agree to participate. 9/25/18: AK joins working group. 10/3/18: Working group call. No attendees.		

AMERICAN OVERSIGHT

Reimagining the Rural West

FY19 Planning Activities

Action Request:
WGA requests SAC assistance with the first planning year objective - populating the initiative advisory group. Please connect WGA with the appropriate person in your governor's office with policy expertise related to rural development to provide feedback and assist with scoping efforts.

Please assist WGA with this effort by October 19th.

Initiative Overview:

The Western Governors' "Reimagining the Rural West" Initiative will examine the elements critical to the ongoing and future vitality of rural western communities, with the goal of identifying actions western states can take to best support these communities, especially by effecting changes in federal policies. The initiative will be organized around three topical pillars: Opportunity, Connectivity and Community. Suggested topics or objectives are identified for each.

1. Opportunity

This pillar will examine strategies for strengthening rural western economies, in particular through leveraging the West's strengths (e.g. resource-based industries) and advantages (e.g. frequent proximity to public lands). This includes opportunities such as growing the outdoor economy, modernizing the energy industry, capitalizing on restoration and conservation services, and applying new technologies to agriculture.

Suggested Topics:

- Advancing Western Governors' all-of-the-above energy vision, which calls for making the West a leader in energy education, technology development, research and innovation;
- Providing a platform for states to share best practices in developing the outdoor recreation economy, including through establishment of offices of outdoor recreation, strategies to leverage the private sector, and identifying federal policies or investments that would support that industry's growth;
- Advancing Western Governors' forest and rangeland management priorities related to expanding markets for forest products and diversified rangeland goods and services and supporting forest and rangeland restoration activities; and
- Developing and utilizing economic incentives, such as federal Opportunity Zones, to attract businesses and foster entrepreneurism.

AMERICAN OVERSIGHT

2. Connectivity

The Connectivity pillar will foster solutions-oriented discussions around the rural West's infrastructure challenges with a focus on broadband and transportation – the infrastructure needed to bridge the gap between rural communities and metropolitan areas.

Suggested Topics:

- Developing funding strategies and solutions for rural infrastructure investments, including how states can drive private sector investment through tax or other incentives;

- Sharing best practices and developing recommendations for prioritization of infrastructure funding, focusing on investments that are critical to attract and retain businesses and investments that adapt to or anticipate changing or emerging technologies;

- Facilitating deployment of rural broadband by:

    - Convening stakeholders and state officials to discuss best practices for building rural broadband systems that provide continuous, low-cost access;

    - Engaging with states to "ground-truth" broadband data that is available to federal agencies. Low-quality data affects the allocation of federal funding to rural communities through FCC and USDA loan and grant programs;

    - Examining innovative broadband mapping strategies, such as nonprofit entities collecting Internet Service Provider infrastructure data to estimate coverage; and

    - Coordinating with USDA to ensure the new broadband pilot program managed by the Rural Utility Service prioritizes areas that wholly or severely lack access to broadband.

- Identifying critical transportation infrastructure (surface and air) and federal regulations that may impact the rural communities' ability to maintain this infrastructure.

3. Community

This pillar will explore the amenities and attributes that make rural communities attractive places to live, identifying critical elements (e.g. access to education, affordable housing, healthcare) and strategies for reinforcing or developing those elements.

Suggested Topics:

- Showcasing western communities that are doing a good job attracting and retaining young people and families and developing recommendations for other communities to replicate that success;

- Identifying and disseminating best practices for communities to collect and analyze locally generated socioeconomic data to inform policy decisions and connect communities to

AMERICAN OVERSIGHT

groups/tools that are working to support that effort (such as the Headwaters Economic tool);

- Facilitating conversation on how to engage tribal populations while building community;

- Providing a forum for states to share best practices in rural workforce development such as strategies to close rural skills gaps in sectors such as healthcare and education; models for providing access to post-secondary education in rural communities; expanding apprenticeship in rural industries and businesses; and identifying and training skills for a resilient workforce that can adapt and innovate as technologies change;

- Evaluating federal policies affecting rural healthcare, including the sustainability of rural hospitals and deployment of telehealth services;

- Evaluating federal policies affecting the distribution of funding for rural development to determine whether rural areas are able to capture their fair share, and if not, identifying solutions such as providing tools or resources and advocating for legislative or regulatory changes; and

- Sharing best practices and developing policy recommendations to alleviate the rural housing shortage.

Planning Year Objectives:

1. Build Advisory Group (October 2018)

WGA staff will build out an advisory group for the initiative. The advisory group will consist of state policymakers with a broad expertise in rural economic development and sustainability. WGA will work with SAC to identify participants from Governors' offices or state agencies.

The advisory group's first task will be to develop survey instruments that will be deployed in the planning year to identify to refine the scope of the initiative and identify potential outcomes. The advisory group will also help WGA distribute the survey to appropriate stakeholders.

2. Develop and Distribute Initial Survey (November – December 2018)

Working with the advisory group, WGA will develop an initial survey to gather information pertinent to the initiative. This survey will gauge states' interest in the suggested topics put forth in the initiative framework, solicit best practices and case studies, and help to identify potentially overlooked topics of inquiry.

3. Establish Stakeholder Interest and List (Ongoing)

The team will conduct outreach to stakeholders (nonprofit organizations, federal agencies, state and local government, business community) and build out an initiative list that will be used for distribution and to populate initiative events.

4. Develop Potential Sponsors (December 2018 – May 2019)

AMERICAN OVERSIGHT

The WGA team will develop and secure initiative sponsors before the launch of the initiative in June 2019. The team will work to identify interested sponsors at the Winter Meeting. Sponsorship materials will be developed and finalized by March 2019 with the goal of securing initiative sponsors before the initiative roll-out in June.

5. Develop and Finalize Initiative Plan (January – April 2019)

The WGA team will develop and finalize the initiative plan by April 2019. The plan will identify the concrete outcomes the initiative will work toward and how it will do so. The plan will detail the number and type of in-person events needed and the topics to be addressed at each. WGA will present the plan to SAC for feedback at the Spring Strategic Planning Meeting.

WGA Staff: Lauren DeNinno (ldeninno@westgov.org), Britta Beckstead (bbeckstead@westgov.org), and Kevin Moss (kmoss@westgov.org)

AMERICAN OVERSIGHT

DRAFT – INTERNAL USE ONLY

WESTERN GOVERNORS' ASSOCIATION

Policy Resolution 2018-XX

Foreign Visitor Preclearance
Version 1

A. BACKGROUND

1. The U.S. Department of Commerce estimates that nearly ~~75~~ 76 million foreign visitors entered the country during ~~2014~~2016. The vast majority of these travelers arrived in the United States by plane.[1]

2. Tourism is a significant revenue source for western states and territories, many of which count international travelers as major contributors to state and local economies and look to international tourism to drive local employment.

3. As a result of utilizing technology such as Automated Passport Control equipment, average wait time at airport passport and immigration processing areas have declined in recent years, but still frequently exceeds 60 minutes.[2]

~~3. Arriving airline passengers sometimes experience wait times in the airport passport and immigration processing area in excess of 90 minutes.~~

4. Foreign visitor preclearance allows international travelers to be screened by U.S. Customs and Border Patrol (CBP) officers prior to boarding an international flight. This preclearance allows passengers to bypass U.S. customs stations upon arrival at an American airport.

5. The Transportation Security Administration requires passenger and property screening at foreign preclearance airports to conform with U.S. aviation security screening standards.

6. Preclearance arrangements between the U.S. and Canada began in 1952. Since that time CBP has established over 600 American law enforcement officers and agricultural specialists at 15 preclearance airports in six countries: Ireland, Canada, Aruba, The Bahamas, Bermuda and United Arab Emirates. CBP also staffs a pre-inspection facility for passenger/vehicle ferry traffic to the U.S. in Victoria, Canada.[3]

7. While there were earlier announcements in 2015 and 2016 to possibly expand the preclearance program to eleven new airports in nine countries, CBP has only concluded agreements to cover Stockholm, Sweden (signed November 4, 2016) and Punta Cana, Dominican Republic (signed December 1, 2016).[4]

---

[1] International Trade Administration Fast Facts, http://tinet.ita.doc.gov/outreachpages/download_data_table/Fast_Facts_2016.pdf
[2] U.S. Customs and Border Protection, Airport Wait Times, https://awt.cbp.gov/
[3] U.S. Customs and Border Protection, Preclearance Locations, https://www.cbp.gov/border-security/ports-entry/operations/preclearance
[4] "DHS Announces 11 New Airports Selected For Possible Preclearance Expansion Following Second Open Season" https://www.dhs.gov/news/2016/11/04/dhs-announces-11-new-airports-selected-possible-preclearance-expansion-following

AMERICAN OVERSIGHT

~~7. On March 16, 2015, U.S. Department of Homeland Security (DHS) Secretary Jeh Johnson signed a new preclearance agreement with the government of Canada. On May 29, 2015, CBP announced its intention to expand air preclearance operations to ten additional airports in nine countries:~~

- ~~Brussels Airport, Belgium;~~
- ~~Punta Cana Airport, Dominican Republic;~~
- ~~Narita International Airport, Japan;~~
- ~~Amsterdam Airport Schipol, Netherlands;~~
- ~~Oslo Airport, Norway;~~
- ~~Madrid-Barajas Airport, Spain;~~
- ~~Stockholm Arlanda Airport, Sweden;~~
- ~~Istanbul Ataturk Airport, Turkey;~~
- ~~London Heathrow Airport, United Kingdom; and~~
- ~~Manchester Airport, United Kingdom.~~

8. In FY2017, CBP precleared more than 19 million passengers.[5]

~~8. These represent some of the busiest last points of departure to the United States – in 2014 nearly 20 million passengers traveled from these airports to the U.S.~~

9. The DHS has supported preclearance as both a security imperative – enabling CBP to identify and stop potential terror threats before they reach U.S. soil – and a strong economic opportunity.

B. GOVERNORS' POLICY STATEMENT

1. In recognition of the economic and national security benefits provided by foreign visitor preclearance, Western Governors support CBP's use of preclearance to reduce excessive wait times at American immigration and processing areas.

2. Western Governors support the efforts of DHS and CBP to increase the number of international airports and countries at which foreign visitor preclearance is used. Such expansion will streamline legitimate international travel and will further protect the safety and security of American citizens as well as international visitors.

3. Preclearance also allows smaller airports with no or few full-time CBP personnel to accept direct international flights from preclearance-approved foreign airports. Western Governors recognize the benefit this provides small or rural airports in accepting international travelers more efficiently. ~~that accept a significant number of international travelers, for instance Antonio B. Won Pat International Airport in Guam, where passengers on arriving international flights can wait 2-3 hours for visa processing.~~

4. In recognition of the benefits provided by foreign visitor preclearance, and in order to expand its use, DHS should work to complete the negotiation process with foreign countries and add new preclearance-approved international airports as soon as possible.

[5] Remarks of Acting Commissioner Kevin K. McAleenan at Press Event Marking Release of CBP's Trade and Travel Fiscal Year 2017 Report, February 13, 2018, https://www.cbp.gov/newsroom/speeches-and-statements/remarks-acting-commissioner-kevin-k-mcaleenan-press-event-marking

AMERICAN OVERSIGHT

5. Additionally DHS and CBP should work with western states to help identify optimal international foreign visitor preclearance airports for future consideration and should work with western state tourism directors to expand international travel opportunities in western states.

C. GOVERNORS' MANAGEMENT DIRECTIVE

1. The Governors direct WGA staff to work with Congressional committees of jurisdiction, the Executive Branch, and other entities, where appropriate, to achieve the objectives of this resolution.

2. Furthermore, the Governors direct WGA staff to consult with the Staff Advisory Council regarding its efforts to realize the objectives of this resolution and to keep the Governors apprised of its progress in this regard.

DRAFT

AMERICAN OVERSIGHT

Memorandum

TO: Western Governors
FROM: Jim Ogsbury, Executive Director, Western Governors' Association
DATE: October 1, 2018
SUBJECT: Western Governors' Foundation

Background

The Western Governors' Foundation is a 501(C)(3) organization, which was established to support the Western Governors' Association. Its explicit purpose is, "to make distributions to the Western Governors' Association." In effect, the Foundation is a passive financial arm of the Association, collecting contributions from sponsors for transfer to the Association. The overwhelming majority of contributions to WGA, however, are made directly to the Association.

Dues-paying members of the Association serve as Directors of the Foundation.

Reconstruction of the Foundation

At the 2018 Annual Meeting of WGA, the Executive Committee authorized pursuit of the Foundation's reinvention as an authentic philanthropic organization, supporting the Association through "charitable, scientific, literary, or educational" activities as countenanced under Section 501(C)(3) of the Internal Revenue Code. Pursuant to this direction, WGA engaged counsel and developed the attached draft comprehensive amendments to the Foundation's Articles of Incorporation and Bylaws. Salient features of the new draft governing documents follow:

- The Foundation Board would be composed of 3-9 individuals, appointed by the Association. Although there are no proposed restrictive qualifications to Board service, we anticipate that the Board would be composed of interested current and former Western Governors.

DRAFT

AMERICAN OVERSIGHT

- To maintain the Foundation's favorable tax status and reduce administrative burden, the Foundation would be "operated, supervised or controlled" by the Association.

- Management responsibilities would be invested in a President, appointed by the Board. Currently, the Executive Director of the Association serves as the Executive Director of the Foundation.

Implementation

Reconstruction of the Foundation will involve a 3-step process:

1. An affirmative vote to adopt the revised Articles and Bylaws.
2. Resignation of current directors from the Foundation Board.
3. Appointment of new Foundation Board members by the Association.

According to counsel, the Foundation may not adopt the new governing documents by ballot. Accordingly, we hope that a quorum of Foundation directors (9) will assemble at the WGA Winter Meeting in Hawaii to consider the proposal.

In the meantime, we encourage Governors to affirmatively resign as Directors of the Foundation Board to facilitate the Foundation's reinvention. Such resignation should be made effective immediately following the reorganization vote. A draft letter of resignation is attached for your reference and use. Governors who are interested in taking an active role in the Foundation may be reappointed to the Foundation Board at a later time.

Thank you for your attention to this important matter. Please contact me if you have any questions or require further information.

DRAFT

AMERICAN OVERSIGHT

[Date]

Mr. James D. Ogsbury
Executive Director
Western Governors' Foundation
1600 Broadway
Denver, Colorado 80202

Dear Mr. Ogsbury:

I hereby resign as a Director of the Western Governors' Foundation, effective December 14, 2018.

Sincerely,

DRAFT

AMERICAN OVERSIGHT

DRAFT – INTERNAL USE ONLY

WESTERN GOVERNORS' ASSOCIATION

Policy Resolution 2019-XX

Cybersecurity – VERSION 1

Commented [BB1]: 9/17 Work Group Call. Attendees: WA. Discussed WA edits shown below.
9/24 Work Group Call: No attendees. WA provided feedback/edits on draft.
10/1 Work Group Call: No attendees.
10/2-10/3: WA and ND provided additional edits.

A. BACKGROUND

1. In the age of automation, digitization, big data, artificial intelligence, and machine-to-machine learning, the United States' capabilities to prevent, detect and respond to cyberattacks are of ever-growing importance to our society. The cybersecurity of our nation is an all-of-government and industry-wide endeavor.

2. Cybersecurity is especially imperative for critical infrastructure, which includes the nation's electric grid, energy resource supply and delivery chains, finance, communications, election systems, the chemical industry, commercial facilities, critical manufacturing, defense industrial base, emergency services, food and agriculture, government facilities, healthcare and public health, information technology, transportation, and water and wastewater systems.

3. Addressing cybersecurity needs across ~~these~~ critical infrastructure sectors ~~and others~~ is further complicated by the increasing interdependency and interconnectedness of our nation's data systems to myriad of non-critical infrastructure systems and ~~the~~ a dynamic threat environment. Effective cybersecurity ~~regimes~~ programs require strategic and functional relationships and information-sharing between federal, state and local levels of government, and the public and private sectors.

Commented [BB2]: 10/2: ND edits.

4. The cybersecurity of their states and the nation is a high priority of Western Governors. State governments are responsible for securing public networks, the state's digital assets, and citizen data, as well as coordinating their cybersecurity efforts with federal agencies and potentially-affected private entities (e.g., utilities, financial institutions, transportation, and health). Governors lead efforts to plan and implement state cybersecurity programs, respond to cyberattacks, and investigate intrusions.

Commented [BB3]: 10/2: ND edits.

~~4.~~5. State election systems remain targets of foreign interference. As governors, we remain committed to protecting our states' election systems. There is nothing more fundamental to the enduring success of our American democracy, and we take seriously our responsibility to protect the integrity and security of our elections. This is an imminent national security threat that transcends party lines. This is a matter of protecting and preserving fair elections—the underpinning of our democracy.

Commented [BB4]: 10/3: WA edition.

~~5.~~6. The Office of Management and Budget and Department of Homeland Security (DHS) May 2018 Federal Cybersecurity Risk Determination Report and Action Plan concluded that 71 of 96 federal agencies are at risk or high risk of cyber intrusions. It also determined that federal agencies are not equipped to determine how threat actors seek to gain access to their information. This deficiency results in ineffective allocations of the agencies' limited cyber resources.

Commented [BB5]: 10/2: ND Comment: Are we absolutely certain we want this, as it's currently worded, in here? First, is this entirely accurate? Second, States aren't in a much better state of capability… Third, I am unsure of the point being made here…

AMERICAN OVERSIGHT

~~6.~~7. Currently, there is a severe deficit of cyber workers, especially in government. Our nation cannot defend itself without a well-trained, experienced cyber workforce. The ~~private and~~ public sector~~s~~ must dedicate resources to cybersecurity education, training, and recruitment programs and encourage the private sector to do the same through effective policy.

Commented [BB6]: 9/17: WA edit.

B. GOVERNORS' POLICY STATEMENT

~~1.~~ Western Governors urge Congress to improve coordination of congressional oversight and legislative activity on cybersecurity. The federal government has a responsibility to provide adequate funding for states to meet election security needs. Western Governors encourage Congress and the Administration to work cooperatively with states in developing election security legislation and mandates, and to fully fund implementation.

Commented [BB7]: 10/3: WA edit.

~~2.~~1.

~~3.~~2. Federal agencies must engage in early, meaningful, substantive, and ongoing consultation with Governors or their designees on all aspects of cybersecurity. The federal government must also continue to clarify the roles and responsibilities of federal agencies in preventing, preparing for, and responding to cyberattacks. Centralized authority, points of contact, and formalized communication pathways are necessary to address increasingly complex threats. In addition, these pathways must occur at each level within government and other organizations.

Commented [BB8]: 9/24: Based on WA suggestion.

~~4.~~3. The increasing number and inconsistency of federal security regulations puts an unnecessary burden on state governments and is an inefficient use of often-constrained security resources. The federal government should establish a working group with representatives from states and federal agencies, as well as restore the position of the White House cybersecurity coordinator, to harmonize disparate agency regulations.

Commented [BB9]: 9/17: WA edit.

~~5.~~4. Western Governors recommend that the federal government continue the DHS State, Local, Tribal, and Territorial Engagement Program, which provides cybersecurity risk briefings and resources to Governors and other officials. The Governors also support DHS's Office of Cybersecurity and Communications, with which state chief information officers regularly interact.

~~6.~~5. The National Institute for Standards and Technology (NIST) Cybersecurity Framework and other standards can facilitate effective, consistent, and risk-based decision-making in government and industry. Real-world simulations of attacks on critical infrastructure are essential to prepare our nation for potential threats.

~~7.~~6. The federal government should use the full range of economic tools, including travel and financial sanctions, to deter cyberattacks organized or supported by nation-states.

~~8.~~7. The public and private sectors must take steps to mitigate global supply chain risks (e.g. installation of malicious software or hardware). Government and industry should also increase the cybersecurity awareness of government and private employees through training and education.

~~9.~~8. The Administration should propose, and Congress should provide, long-term authorization and sufficient appropriations for high-quality cybersecurity education and workforce development programs to grow and sustain the cybersecurity workforce. The federal government should

AMERICAN OVERSIGHT

also expand the CyberCorp: Scholarship for Service program and continue to support educational initiatives, such as NIST's Initiative for Cybersecurity Education and National Centers of Academic Excellence in Cyber Defense.

~~10.~~9. Western Governors support policies that incentivize the private sector to improve cybersecurity and share information regarding cyber threats as early as possible, including policies to improve access to information or create common standards for information-sharing. The federal government should emphasize the benefits of information-sharing, while alleviating private sector concerns with this essential communication. The federal government and states should continue to investigate liability protections, such as safe harbor provisions, for entities that report cyber intrusions.

Commented [BB10]: 9/24: Based on WA suggestion.

~~11.~~10. Our nation requires innovation in detecting, preventing, and responding to continually-evolving cyber threats. More research is required to understand the use of blockchain and encryption by perpetrators and its utility for defense against cyber threats, and address vulnerabilities of other emerging technologies, including connected vehicles and Internet of Things devices. The federal government should provide funding and technical assistance for these and other types of cybersecurity research and development.

C. GOVERNORS' MANAGEMENT DIRECTIVE

1. The Governors direct WGA staff to work with congressional committees of jurisdiction, the Executive Branch, and other entities, where appropriate, to achieve the objectives of this resolution.

2. Furthermore, the Governors direct WGA staff to consult with the Staff Advisory Council regarding its efforts to realize the objectives of this resolution and to keep the Governors apprised of its progress in this regard.

AMERICAN OVERSIGHT

Stephanie M. Klapstein

From: Holly Propst <hpropst@westgov.org>
Sent: Thursday, February 08, 2018 7:39 AM
To: abovingdon@mt.gov; Alex Whitaker; Alexandra Kaney; AngieByrnes; Bill Whitacre; Britta Beckstead; Carly Cordell; Casey Katims; Dan Baer; Deb Kinsley; Drew Johnston; dseiden@az.gov; esther.fleming@gov.mp; Gordon Larsen; Grace Beck; hmoore@az.gov; Holly Propst; James Ogsbury; Jason Miner; Jessica Crowder; Joe Rassenfoss; joepereira48@hotmail.com; Johanna Easter; John Chatburn; John Crowther; John Swartout; kadams@az.gov; Keith Gardner; Kevin Moss; kimberly.pallick@resources.ca.gov; kmathews@wdc.ca.gov; laurel.a.johnston@hawaii.gov; Lauren DeNinno; LeviBachmeier; Lisa Hiraoka; Loren Hatch; margaret.metcalfe@guam.gov; matt.konenkamp@state.sd.us; Matthew Deleon Guerrero; mike.mccartney@hawaii.gov; Nathan Sanderson; Pam Robinson; Patrick Holmes; Robert Duff; Robert Randall; Ruchi Sadhir; ryan@nevadadc.org; Sam Eaton; Sarah Olsen; Teal Takayama; Todd Ferrara; Toni Vigil; Troy Timmons; Ward Scott; Zach Bodhane
Subject: SAC Call Agenda - Today (February 8, 2018) -- 2 p.m. MT / 4 p.m. ET -- DOCUMENTS CORRECTION
Attachments: Interior Reorganization Stories.docx; Draft_Agenda_Feb2018Summit_01-29-18.pdf; Memo Spring2018ResolutionCycle.docx; Resolutions - Development Calendar_Spring2018.docx; All Resos Table 20171202.pdf; MEMO Air Resolution.docx; MEMO_CERCLA Resolution.docx; Memo-DOE funding for WIPP.docx; DRAFT - Trade Letter of Support_v2.docx; DOTreasury Opportunity Zones v2.docx; Memo_Rural Broadband Access.docx; 20180129 ESA Bill WGA Letter of Support_v1.docx; Memo_Federalism Assessment_Lead and Copper Rulemaking.docx; Agenda WGA Breakfast (003).docx; WGA FY2019 Congressional Priorities v2.docx

Importance: High

Dear SAC Members:

Please refer to this packet. I have revised with several updated documents.

HP

From: Holly Propst
Sent: Thursday, February 08, 2018 8:29 AM
To: abovingdon@mt.gov; Alex Whitaker <alex.whitaker@state.co.us>; Alexandra Kaney <akaney@westgov.org>; Angie Byrnes <abyrnes@westgov.org>; Bill Whitacre <bwhitacre@westgov.org>; Britta Beckstead <bbeckstead@westgov.org>; Carly Cordell <Carly.Cordell@ee.ok.gov>; Casey Katims <casey.katims@gov.wa.gov>; Dan Baer <dbaer@westgov.org>; Deb Kinsley <dkinsley@westgov.org>; Drew Johnston <drew.johnston@oregon.gov>; dseiden@az.gov; esther.fleming@gov.mp; Gordon Larsen <gordonlarsen@utah.gov>; Grace Beck <Grace.beck@state.sd.us>; hmoore@az.gov; Holly Propst <hpropst@westgov.org>; James Ogsbury <jogsbury@westgov.org>; Jason Miner <jason.miner@oregon.gov>; Jessica Crowder <jessica.crowder@wyo.gov>; Joe Rassenfoss <joe@westgov.org>; joepereira48@hotmail.com; Johanna Easter <Johanna.A.EASTER@oregon.gov>; John Chatburn <john.chatburn@oer.idaho.gov>; John Crowther <john.crowther@alaska.gov>; John Swartout <john.swartout@state.co.us>; kadams@az.gov; Keith Gardner <keith.gardner@state.nm.us>; Kevin Moss <kmoss@westgov.org>; kimberly.pallick@resources.ca.gov; kmathews@wdc.ca.gov; laurel.a.johnston@hawaii.gov; Lauren DeNinno <ldeninno@westgov.org>; Levi Bachmeier <lebachmeier@nd.gov>; Lisa Hiraoka <lisa.m.hiraoka@hawaii.gov>; Loren Hatch <Loren.hatch@state.nm.us>; margaret.metcalfe@guam.gov; matt.konenkamp@state.sd.us; Matthew Deleon Guerrero <matt.deleonguerrero@gov.mp>; mike.mccartney@hawaii.gov; Nathan Sanderson <nathan.sanderson@state.sd.us>; Pam Robinson <probinson@gov.nv.gov>; Patrick Holmes <Patrick.Holmes@mt.gov>; Robert Duff <robert.duff@gov.wa.gov>; Robert

AMERICAN OVERSIGHT

Randall <robert.randall@state.co.us>; Ruchi Sadhir <ruchi.sadhir@oregon.gov>; ryan@nevadadc.org; Sam Eaton <Sam.Eaton@gov.idaho.gov>; Sarah Olsen <solsen@westgov.org>; Teal Takayama <Teal.M.Takayama@hawaii.gov>; Todd Ferrara <todd.ferrara@resources.ca.gov>; Toni Vigil <tvigil@westgov.org>; Troy Timmons <ttimmons@westgov.org>; Ward Scott <wscott@westgov.org>; Zach Bodhane <zbodhane@westgov.org>
Subject: SAC Call Agenda - Today (February 8, 2018) -- 2 p.m. MT / 4 p.m. ET
Importance: High

Dear SAC Members:

Just a reminder that we will be having a SAC call this afternoon.

SAC Call Agenda – Thursday, February 8, 2018

2:00 p.m. (MT) / 4 p.m. (ET)
1-800-704-9804, access code 38539797#

Executive Director's Report

- Report on SLC Forum on DOI Reorganization (Attachment)
- Governors-Cabinet Members Feb. 25 Breakfast (WDC)(Attachment) (*Zinke, Pruitt and Acosta RSVPed*)
- Congressional Hearing on State- Federal Relationship Feb. 27
- State and Local Government Associations Summit (WDC) Feb. 27 (Attachment)
- Coordination Call – Thursday, Feb. 15 at 2 p.m. MT?

Spring 2018 Resolutions Cycle

- Current Resolutions List (Attachment)
- Potential Topics (Attachments [4])
- Calendar (Attachment)

NOTE: Based on outcome of our conversation tomorrow, I will be sending Word versions of current resolutions you identify as ripe for review out in the Friday email. That will assist in your efforts on redlining, etc.

Other Pending Projects:

- Letter to Senate EPW Committee on ESA Package (Attachment) -- ZB
- Trade Letter (This letter has now met the threshold necessary to advance as WGA letter (13 states: WA, ND, SD, NV, OR, CO, MT, WY, AK, ID, CA, UT, HI. There are several redline edits from the initial draft that now need to be dealt with) (Attachment) -- LD
- Congressional Wish List (Attachment) – T2
- Opportunity Zones Letter – Executive Director Signature (Attachment) – T2
- Lead and Copper Rulemaking (Federalism Assessment)(Attachment) – WS
- Rural Broadband (Attachment)

AMERICAN OVERSIGHT

NV-DA-20-0615-A-006151

AMERICAN OVERSIGHT

Fiscal Year 2019 Congressional Priorities

This document outlines Western Governors' priorities for congressional action through the FY2019 appropriations process and 2018 legislative year. It is comprised of positions adopted by Western Governors in their policy resolutions, recommendations adopted through the WGA initiative process, and other positions adopted by the Governors. It is organized by the committees of jurisdiction in the House and Senate; in cases where provisions may have multiple committees of jurisdiction, items may be duplicated.

Proposed Legislative Action	Governors' Policy
Multiple Committees	
Cooperating Agency Better define "cooperating agency" under NEPA processes.	WGA Policy Resolution 2017-01, Building a Stronger State-Federal Relationship Letter: Governors Request Involvement in Council on Environmental Quality Environmental Reviews Comments: Western Governors' Recommendations to Improve Forest Service NEPA Process
Settlement Negotiations Where their roles and responsibilities are impacted, states should be meaningfully consulted during settlement negotiations, including negotiations aimed at avoiding, rather than resolving, litigation. Provide notice to affected Governors' offices and give co-regulating states opportunities to participate in the proceedings. Where legally permissible, that right should extend to federal agencies' settlement negotiations impacting state environmental and natural resource management prerogatives.	WGA Policy Resolution 2017-01, Building a Stronger State-Federal Relationship
Cost/Benefit Analyses Seek mandatory use of a refined model for federal land management agencies' economic impact and cost/benefit analyses designed in conjunction with affected states and counties.	WGA Policy Resolution 2017-01, Building a Stronger State-Federal Relationship

DRAFT

AMERICAN OVERSIGHT

Proposed Legislative Action	Governors' Policy
Streamlining Coordinate, streamline, and increase the flexibility of infrastructure planning and permitting guidelines, rules, and policies to: (i) allow for timely decision-making in the design, financing, and construction of needed infrastructure; (ii) account for regional differences; (iii) balance economic and environmental considerations; and (iv) minimize costs.	WGA Policy Resolution 2015-08, Water Resource Management in the West WGA Policy Resolution 2017-01, Building a Stronger State-Federal Relationship
Preemption Require agencies to develop step-by-step internal guidelines on compliance with the preemption provisions of Executive Order 13123. Require internal oversight procedure by which agency scrutinizes potential preemptions of state authority. Improve preemption and federalism review requirements in OIRA's "A-4 Circular" checklist.	WGA Policy Resolution 2017-01, Building a Stronger State-Federal Relationship Letter: Concerns about Provisions in the Hydropower Policy Modernization Act of 2017
Consultation Seek opportunities for more meaningful consultation through: agency-specific processes, Executive Branch cross-cutting regulatory efforts, administrative reorganization, and Congressional regulatory reform. Consult with states on a regular basis: as a predicate to federal action; through the pre-publication stage of rulemaking; after publication and before adoption of rules and regulations; and on an ongoing basis throughout implementation. Clarify definitions in key enabling statutes to better define state-federal consultation.	WGA Policy Resolution 2017-01, Building a Stronger State-Federal Relationship Letter to Agencies: Executive Order, "Enforcing the Regulatory Reform Agenda" Letter: Lack of Consultation on DOI Proposed Regional Office Boundaries
Executive Order 13132 Revise Executive Order 13132, *Federalism*. Clarify which federal actions trigger the state consultation requirements under Executive Order 13132, *Federalism*. Require agencies to share assumptions supporting federalism assessment impact analyses.	WGA Policy Resolution 2017-01, Building a Stronger State-Federal Relationship Comments: Governors Submit Analysis and Recommendations Regarding WOTUS Letter: Concerns over Potential EPA CERLCA 108(b) Financial Assurance Requirements Comments I: CERCLA 108(b) Financial Assurance Rule for Hardrock Mining Industry

DRAFT

AMERICAN OVERSIGHT

Proposed Legislative Action	Governors' Policy
Request a GAO analysis of how often federalism reviews occur in key agencies and what they include. Require OMB/OIRA to update directions to agencies' "federalism official" designations and "consultation plans" regarding the identification of policies with federalism implications and ensuring meaningful and timely consultation with states. Make consultations plans and contact information for designated federalism officials publicly available.	
Federalism Office and Joint Select Committee Establish a permanent Joint Select Committee on Intergovernmental Relations and a federalism office in the executive branch - potential models include the ACIR and CEQ.	WGA Policy Resolution 2017-01, Building a Stronger State-Federal Relationship
House / Senate Appropriations	
State Authority / State Wildlife Data Request that the Committee include the following language in its report on Interior Appropriations: "The Committee is concerned that the Department of Interior, its bureaus, and the U.S. Forest Service are not maximizing the opportunity to save funds and leverage states' on-the-ground wildlife expertise. State wildlife agencies often have the best available science on species and retain primary jurisdiction over most wildlife on Federal, State, and private lands. The federal government should recognize and fully utilize state resources, including scientific information about species population numbers, conservation status, and habitat availability, among other data. "The Committee directs the federal agencies to cooperatively engage with state wildlife agencies to ensure that federal agencies use state fish and wildlife data and analyses as a principal source to inform federal land use, land planning, and related natural resource decisions while respecting the limitations of state data privacy laws. The agencies should not duplicate analysis of raw data previously prepared by the states. Federal agencies should also provide their data to state wildlife managers to ensure that the most complete data is available to be incorporated into all decision support systems."	WGA Policy Resolution 2017-01, Building a Stronger State-Federal Relationship WGA Policy Resolution 2017-11, Species Conservation and the Endangered Species Act WGA Policy Resolution 2017-08, State Wildlife Science, Data and Analysis Appropriations Requests Testimony, FY 2015, 2016, 2017 and 2018

DRAFT

AMERICAN OVERSIGHT

Proposed Legislative Action	Governors' Policy
State Authority / ESA Request that the Committee include the following language in its report on Interior Appropriations: "The committee intends that states be allowed the option to request and be granted intervention as a matter of right in all administrative and judicial actions, not initiated by the state, which concern any of the provisions of the Endangered Species Act (ESA), except for the provisions dealing with prohibitions on international trade of banned substances. "The ESA is premised on a strong federal-state partnership. States should be provided the opportunity to be full partners in administering and implementing the ESA, as defined in Section 6(a) of the ESA: 'In carrying out the program authorized by the Act, the Secretary shall cooperate to the maximum extent practicable with the States.' State agencies often have the best available science and expertise. "The U.S. Fish and Wildlife Service (FWS) is directed: • To provide states a right of first refusal to be full partners in recovery planning and species management. The Secretary should be given authority to provide grants for any additional administrative costs to states for the development and/or administration of recovery plans. • To outline clear and quantifiable recovery goals in consultation with the affected state(s) at the time of an ESA listing decision. The agency should provide objective recovery criteria that both state and federal agencies may work toward accomplishing in the recovery process. In cases where quantification of recovery goals is not initially feasible, the FWS should be required to work with the affected state(s) to publish a plan, including a timetable, describing the steps the FWS will take in identifying measurable goals. Recovery goals should be reviewed and changed using an adaptive framework. The required objective criteria should include a clear articulation of the required population, population trends, or other relevant criteria, including amelioration of threats identified in the listing process. • To provide states a right of first refusal to be full partners in listing, critical habitat designations, recovery planning, and delisting decisions, particularly when modeling is used in analysis. When the FWS intends to rely on the precautionary principle or best professional judgement, particularly when coupled with the use of long-term modeling and forecasting, in place of current observational science and measurable impacts,	WGA Policy Resolution 2017-11, Species Conservation and the Endangered Species Act A-7: The ESA is premised on a strong federal-state partnership. But the Act and its implementation should seek to provide expanded and meaningful consultation opportunities for states to comment, participate, or perform before the federal government takes action under the ESA.

DRAFT

Proposed Legislative Action	Governors' Policy
states should be a full partner in analyses, model development and consulted with prior to final decisions. The FWS should partner with states to establish consistent criteria to assess modeling uncertainty related to projected scientific information, such as climate change, in their scientific review."	
State Authority / CWA Request that the Committee include the following language in its report on Interior Appropriations: "The Committee directs federal agencies to engage in active and meaningful consultation with states regarding any new definitions of federal jurisdiction over state-managed resources such as water."	WGA Policy Resolution 2017-04, Water Quality in the West B-1: State Authority and Implementation of CWA B-1-a: CWA Jurisdiction
USFS / Groundwater Request that the Committee include the following language in its report on Interior Appropriations: "States have exclusive authority over the allocation and administration of rights to groundwater located within their borders and are primarily responsible for protecting, managing, and otherwise controlling the resource. The regulatory reach of federal government was not intended to, and should not, be applied to the management and protection of groundwater resources. No funds appropriated under this Act shall be used to develop a groundwater management strategy. Instead, the Committee urges agencies to recognize and respect state primacy and comply with current federal statutory authorities."	WGA Policy Resolution 2015-08, Water Resource Management in the West B-1: State Primacy in Water Management: As the preeminent authority on water management within their boundaries, states have the right to develop, use, control and distribute the surface water and groundwater located within their boundaries, subject to international treaties and interstate agreements and judicial decrees.
EPA Water Transfers Rule Request that the Committee include the following language in its report on Interior Appropriations: "The Environmental Protection Agency excludes water transfers that do not involve the addition of a pollutant from the permitting requirements of the Clean Water Act's National	WGA Policy Resolution 2015-08, Water Resource Management in the West B-1: State Primacy in Water Management: As the preeminent authority on water management within their boundaries, states have the right to develop, use, control and distribute the surface water and groundwater located within their

DRAFT

AMERICAN OVERSIGHT

Proposed Legislative Action	Governors' Policy
Pollutant Discharge Elimination System (NPDES). States already have the authority to address water quality issues associated with transfers. Transporting water through constructed conveyances to supply beneficial uses should not trigger NPDES permit requirements simply because the source and receiving water contain different chemical concentrations and physical constituents. The Committee supports EPA's current water transfers rule, which exempts water transfers between waters of the United States from NPDES permitting requirements."	boundaries, subject to international treaties and interstate agreements and judicial decrees. WGA Policy Resolution 2017-04, Water Quality in the West B-2-c: Western Governors believe that transporting water through constructed conveyances to supply beneficial uses should not trigger NPDES permit requirements simply because the source and receiving water contain different chemical concentrations and physical constituents. Western Governors generally support EPA's current water transfers rule, which exempts water transfers between waters of the United States from NPDES permitting requirements
Corps of Engineers Water Supply Contracts Request that the Committee include the following language in its report on Energy and Water Development Appropriations: "The administration of water supply contracts by the U.S. Army Corps of Engineers should not have any negative effect on states' primary authority in the management, allocation, planning, and protection of water resources within their boundaries. These contracts supply water for agricultural, industrial and municipal uses across the United States. States' primary authority over water extends to all naturally-occurring waters, including those impounded in Corps reservoirs. The rights of states to access and appropriate such waters must not be precluded by any federal regulations, including the Surplus Waters Rule proposed by the Corps in December 2016. States often enjoy effective working relationships with local Corps staff in creating flexibility in response to current and future drought. Regional and national Corps staff must support local decisions. Congress should address any obstacles that hinder flexible water control operations."	WGA Policy Resolution 2015-08, Water Resource Management in the West B-1: State Primacy in Water Management: As the preeminent authority on water management within their boundaries, states have the right to develop, use, control and distribute the surface water and groundwater located within their boundaries, subject to international treaties and interstate agreements and judicial decrees.
Wild Horses and Burros Request that the Committee include the following language in its report on Interior Appropriations: "The Committee continues to believe that the horse and burro management program in its current state is unsustainable and the Committee cannot afford to allow this situation to	WGA Policy Resolution 2018-01, Wild Horse and Burro Management B-1: Current wild horse and burro population levels, the continued exponential growth of these populations, and the federal agencies' inability to meet direction for attaining AMLs presents an urgent concern for management policy and practice.

DRAFT

AMERICAN OVERSIGHT

Proposed Legislative Action	Governors' Policy
persist. The Committee believes that a process to establish, monitor and adjust Appropriate Management Levels (AMLs) for wild horses and burros that is transparent to stakeholders, supported by scientific information (including state data), and amenable to adaptation with new information and environmental and social change is integral to addressing both the long-term viability of wild horse and burro populations, and near-term concerns about the rangeland impacts of overpopulation. Accordingly, the Committee directs the Department to adjust its AML approach to be transparent, based on sound science and adaptable. "The Committee supports continued research to develop and refine a variety of fertility-control methods, including immunocontraceptives, which allow for self-sustaining populations of wild horses and burros while maintaining the genetic viability of the protected herds. The Committee recognizes that the Department has invested in such research but has been slow to employ on-the-ground use of methods supported by this effort. The Committee directs the Department to expedite its implementation of scientifically sound and humanely implemented fertility control methods for wild horses and burros."	B-2. [Governors] support thoughtful, appropriate and science-based management decisions for wild horse and burro management. In particular, we support management decisions that ensure populations are managed within AMLs in order to promote horse and burro herd health, species conservation and recovery, and habitat as well as forage vitality for wild and domestic species.
Quagga and Zebra Mussels Direct DOI to implement mandatory inspection and decontamination of all high-risk watercraft leaving waterbodies under their jurisdiction infested with quagga and zebra mussels, and provide DOI agencies with both the resources and statutory authority required to implement these actions.	WGA Policy Resolution 2016-05, Combating Invasive Species Letter: Western Governors Request Clarification on DOI Collaboration with States on Invasive Mussel Prevention Letter: Western Governors Request Collaboration with DOI on Invasive Mussels
USFS / Insect and Disease Designation Funding Request appropriate funding for USFS I&D projects in the Interior Appropriations bill.	WGA Policy Resolution 2017-10, National Forest and Rangeland Management A-16: The 2014 Farm Bill provided the Forest Service with several new tools to accelerate forest restoration. A Governor could nominate landscapes substantially affected or threatened by insects and disease to the Secretary of Agriculture for designation as Priority Areas for expedited NEPA and administrative process and judicial review. B-7: The 2014 Farm Bill authorities are significant expansions of Forest Service authority and are powerful new tools to boost forest management, promote collaboration, and limit

DRAFT

AMERICAN OVERSIGHT

Proposed Legislative Action	Governors' Policy
	the impacts of administrative objections and litigation. Western Governors encourage federal agencies to fully implement the tools provided in the 2014 Farm Bill.
SNOTEL Funding Request adequate funding for SNOTEL in the Interior Appropriations bill.	WGA Policy Resolution 2015-08, Water Resource Management in the West 4-A: Western States Need Reliable Water Resource Information: Basic information on the status, trends and projections of water resource availability is essential to sound water management. Basic Water Data: Western Governors support the U.S. Geological Survey's Cooperative Water Program and National Streamflow Information Program (NSIP), the Natural Resources Conservation Service's Snow Survey and Water Supply Forecasting Program, the National Oceanic and Atmospheric Administration's (NOAA) weather and hydrology-related data collection, monitoring, and drought information programs, and the National Aeronautics and Space Administration's National Land Imaging (Landsat) Program with its thermal infrared sensor. Western Governors support federal efforts to coordinate water data gathering and information programs across multiple agencies. Letter: Importance of Snow Survey and Water Supply Forecasting Program
PILT and SRS Funding Request full funding of PILT and SRS in the Interior Appropriations bill.	WGA Policy Resolution 2017-03, Tax-Exempt Federal Lands and Secure Rural Schools B-1: Western Governors believe that the federal government must honor its historic PILT agreement with states and counties in the West to compensate them for tax-exempt federal lands within their borders.
USDA Specialty Crops Funding	WGA Policy Resolution 2017-09, Western Agriculture

DRAFT

AMERICAN OVERSIGHT

Proposed Legislative Action	Governors' Policy
Request adequate funding for the USDA Specialty Crop Block Grant Program (SCBGP) that provides critical research, education, and promotion tools to the fruit and vegetable producers in the Agriculture Appropriations bill.	
USDA Market Access and Foreign Market Development Funding Support funding for USDA Market Access and Foreign Market Development Programs to promote opportunities for western producers to increase export revenues and encourage trade agreements.	WGA Policy Resolution 2017-09, Western Agriculture
Federal Funding for Disaster Recovery Request adequate funding for federal disaster recovery and assistance programs.	WGA Policy Resolution 2018-03, Federal Disaster Recovery Assistance for Communities in the West B-2: Federal agencies conducting disaster recovery and assistance, as well as the programs which they administer, should receive adequate and consistent funding and flexibility to direct funds where they are most needed.
USDA NRCS Emergency Watershed Program Request adequate funding for USDA NRCS Emergency Watershed Protection Program.	WGA Policy Resolution 2018-03, Federal Disaster Recovery Assistance for Communities in the West B-3: Additionally, the historically-underfunded USDA NRCS Emergency Watershed Protection Program should be revisited and strengthened.
House / Senate Agriculture	
Cross-Boundary Projects Identify barriers to cross-boundary projects involving federal, state and private lands. Develop training on state and federal contracting procedures for cross-boundary projects and use Service First authorities. Establish multi-agency pilot projects, which can suggest models for subsequent formal agreements. Target funding from USFS, BLM, NRCS and state sources to address cross-boundary management goals in priority areas consistent with state plans.	National Forest and Rangeland Management Initiative June 2017 Special Report

DRAFT

AMERICAN OVERSIGHT

Proposed Legislative Action	Governors' Policy
Codify and direct funding for the Joint Chiefs Landscape Restoration Program to facilitate continued partnership and investment between USFS and NRCS to support restoration projects where federal and private land ownership and management goals intersect.	
Grazing Improve flexibility and integration of grazing management and targeted grazing as tools to achieve restoration and land management goals.	WGA Policy Resolution 2018-02, Public Lands Grazing National Forest and Rangeland Management Initiative June 2017 Special Report
Funding Fully fund conservation title programs that provide technical and financial assistance for forest and rangeland management in partnership with private landowners. Take steps to provide greater flexibility in the deployment of conservation title programs to achieve restoration objectives.	National Forest and Rangeland Management Initiative June 2017 Special Report
Snow Survey and Weather Forecasting Work closely with states and other resource managers to improve predictive and adaptive capabilities for extreme weather variability and related impacts. Coordinate water data gathering and information programs across multiple agencies. Provide adequate funding for the NRCS Snow Survey and Water Supply Forecasting Program, as it provides states with vital data in their management of water resources.	WGA Policy Resolution 2015-08, Water Resource Management in the West Letter: Importance of Snow Survey and Water Supply Forecasting Program
Restoration Use authorities in the 2014 Farm Bill (Good Neighbor Authority and Stewardship Contracting Authority) to increase the pace and scale of forest management and restoration on BLM lands. Increase flexibility in the GNA program on road construction and reconstruction and create flexibility in allocations of program income to support GNA projects across larger geographies.	WGA Policy Resolution 2017-10, National Forest and Rangeland Management National Forest and Rangeland Management Initiative June 2017 Special Report Appropriations Requests Testimony 2016, 2017 and 2018 Letter: Governors' Support for Accelerated Implementation of Forest Management Projects

DRAFT

AMERICAN OVERSIGHT

Proposed Legislative Action	Governors' Policy
Authorize the use of stewardship and GNA funds for recreation improvements and restoration planning and implementation. Expand the use of GNA agreements and other 2014 Farm Bill tools to achieve all-lands restoration objectives across federal, state, local government and privately-owned lands. Prioritize restoration activities across all ownerships to create resilient landscapes. Where programmatic agreements are already in place, use GNA agreements to address priority restoration needs. Explore the use of strike teams, interagency ESA consultation support, and other modular capacity to accelerate restoration in priority areas, including the expanded use of existing statutory authorities. Leverage the use of state, tribal, and local expertise and science in federal environmental review, consultation, and permitting. Collaborate with environmental regulators to reduce legislative and regulatory barriers to restoration activities.	
Wildfire Identify fuels management priorities in consultation with states to focus resources on greatest wildfire threats. Improve interagency communication, fire response capability, and coordination, including the sharing of firefighting resources between federal and state agencies. Ensure these activities support fire prevention, full suppression strategies and management of wildfire for resource benefits. Continue to seek opportunities, including revisions to forest plans, to enhance safety and reduce costs in suppression decisions while protecting communities. Facilitate the expanded use of prescribed fire.	WGA Policy Resolution 2017-10, National Forest and Rangeland Management WGA Policy Resolution 2017-09, Western Agriculture WGA Policy Resolution 2015-08, Water Resource Management in the West National Forest and Rangeland Management Initiative June 2017 Special Report Letter: State Collaboration in Addressing Rangeland Fire Risk Letter: Wildfire Funding Reform

DRAFT

AMERICAN OVERSIGHT

Proposed Legislative Action	Governors' Policy
Incentivize local governments to take voluntary actions to support the creation and expansion of fire-adapted communities and resilience. Provide additional analyses to help communities evaluate the full costs of suppression in the wildland urban interface.	
Environmental Review Congress should direct federal agencies to build consistency in environmental analysis and bring agency practice in conducting EAs more in line with the administrative policy intent of streamlined, summary documents. Agency guidance should clarify significance thresholds and Extraordinary Circumstances language for NEPA based on best practices and provide, where possible, consistent approaches to interpreting these NEPA requirements when agencies and the courts have had conflicting interpretations. Implement NEPA streamlining efforts that promote best practices or procedural innovations, including the use of landscape-scale, programmatic, adaptive and iterative analyses. Support independent research and analysis from NGO, academic, and other partners to inform NEPA and ESA process improvements, including time and cost estimates for different project types. Develop metrics for successful outcomes, including cost and time performance indicators. Consider standardized approaches to environmental analysis to increase efficiency and reduce time to decision. Ensure agency NEPA implementation policy includes comprehensive training and accountability for field practitioners. Use information technology to improve the efficiency and transparency of NEPA and reduce redundant data, analysis and business practices. Build consistency in environmental analysis and bring agency practice in conducting EAs more in line with the administrative policy intent of streamlined, summary documents.	National Forest and Rangeland Management Initiative June 2017 Special Report

DRAFT

AMERICAN OVERSIGHT

Proposed Legislative Action	Governors' Policy
Provide improved analytical tools no-action alternatives.	
Alternatives, Significance Thresholds, Extraordinary Circumstances, and Categorical Exclusions (CE) Provide improved analytical tools no-action alternatives. Allow agencies to analyze only the action and no-action alternatives when a project is collaboratively developed, unless a third alternative is proposed and meets the purpose and need of the project. Clarify significance thresholds and Extraordinary Circumstances language for NEPA based on best practices and provide, where possible, consistent approaches to interpreting these NEPA requirements when agencies and the courts have had conflicting interpretations. Develop a new NEPA restoration CE that is based on decisions documented in a Decision Notice and Finding of No Significant Impact over the past five years where no significant impacts to the environment occurred. Project activities could include commercial and noncommercial timber harvest, hazardous fuels removal projects, prescribed burning, post-fire restoration and herbicide use. The CE should use the best available science, rely on collaboration, and have environmental safeguards for consistency with appropriate management plans and existing law and policy. In designing the CE, Congress should rely on agency analysis of past decisions.	WGA Policy Resolution 2017-09, Western Agriculture National Forest and Rangeland Management Initiative June 2017 Special Report
Invasive Species Ensure a more focused and streamlined federal approach to invasive species. Promote greater coordination, collaboration, and communication with states and Pacific islands. Provide greater transparency of invasive species data and management decisions. Strengthen the national network of native and non-native seed reserve and storage facilities for rehabilitation and restoration.	WGA Policy Resolution 2016-05, Combating Invasive Species Letter: Western Governors Request Clarification on DOI Collaboration with States on Invasive Mussel Prevention Letter: Western Governors Request Collaboration with DOI on Invasive Mussels Letter: Recommendations for State Experts for Invasive Species Advisory Council Letter: Governors' Concern Regarding Invasive Species Management Testimony: Oversight Hearing on Invasive Species

DRAFT

AMERICAN OVERSIGHT

Proposed Legislative Action	Governors' Policy
	Letter: Governors' Comments on the 2015-2020 National Seed Strategy for Rehabilitation and Restoration Letter: Secretarial Order 3336: Rangeland Fire Prevention, Management, and Restoration
Strengthen Farm Bill Authorities Expand the use of GNA agreements and other 2014 Farm Bill tools to achieve all-lands restoration objectives across federal, state, local government and privately-owned lands. Where programmatic agreements are already in place, use GNA agreements to address priority restoration needs. Increase flexibility in the GNA program on road construction and reconstruction and create flexibility in allocations of program income to support GNA projects across larger geographies. Expand use of authorities included in the 2014 Farm Bill to increase the pace and scale of forest management and restoration on western National Forests and adjacent non-federal lands. Authorize the use of stewardship and GNA funds for recreation improvements and restoration planning and implementation. Permanently authorize the insect and disease designation provisions of Section 602 of the 2014 Farm Bill and eliminate project constraints from Section 603 for condition class or fire regimes outside of the wildland-urban interface. Consider extending the length of stewardship or timber contracts up to 20 years, or allowing for periodic review and extension of contacts to provide economic certainty to restoration industry partners and address related cancellation ceiling constraints. Allow for a portion (up to five percent) of retained receipts from stewardship contracting to be used for subsequent project planning and analysis. Fully fund conservation title programs such as Environmental Quality Incentives Program (EQIP), Conservation Technical Assistance (CTA), Conservation Stewardship Program (CSP), Conservation Reserve Program (CRP), Agricultural Conservation Easement Program (ACEP),	WGA Policy Resolution 2017-10, National Forest and Rangeland Management WGA Policy Resolution 2017-09, Western Agriculture National Forest and Rangeland Management Initiative June 2017 Special Report Letter: Governors' Response to GNA Guidance Letter Letter: Governors' Support for Accelerated Implementation of Forest Management Projects

DRAFT

AMERICAN OVERSIGHT

Proposed Legislative Action	Governors' Policy
and the Regional Conservation Partnership Program (RCPP), that provide technical and financial assistance for forest and rangeland management in partnership with private landowners. Take steps to provide greater flexibility in the deployment of these programs to achieve restoration objectives.	
House / Senate Budget	
Fire Borrowing End the use of non-fire funds for firefighting and enact budgetary reforms. Provide a comprehensive fix for the two challenges posed by the present wildland fire budget approach: 1) the cost of fire suppression (10-year average) as a share of the agencies' budgets continues to increase, as budgets remain relatively flat; and 2) the need to transfer funds from non-fire to fire accounts mid-season when budgeted funds are insufficient.	WGA Policy Resolution 2017-10, National Forest and Rangeland Management WGA Policy Resolution 2017-09, Western Agriculture B-8: Western Governors are on record as strong supporters of ending the practice of fire borrowing, and Congress should pass legislation to fund federal wildfires off-budget as many states already do, and ensure the Forest Service budget for forest restoration, recreation, road maintenance, hazardous fuels reduction, and wildlife/watershed protection is fully restored. National Forest and Rangeland Management Initiative June 2017 Special Report Letter: Wildfire Funding Reform
House Energy and Commerce / Senate Energy and Natural Resources	
Spent Nuclear Fuel and High-level Radioactive Waste Work cooperatively with states in implementing a policy to ensure the safe transportation, storage, and disposal of spent fuel and high-level waste.	WGA Policy Resolution 2017-05, Storage and Disposal of Radioactive Waste and Spent Nuclear Fuel WGA Policy Resolution 2016-03, Transportation of Radioactive Waste, Radioactive Materials and Spent Nuclear Fuel
Interim Storage of Radioactive Waste Require the consent of an affected state's Governor before allowing construction of a centralized interim storage facility.	WGA Policy Resolution 2017-05, Storage and Disposal of Radioactive Waste and Spent Nuclear Fuel WGA Policy Resolution 2016-03, Transportation of Radioactive Waste, Radioactive Materials and Spent Nuclear Fuel
Hydropower Licensing Do not replace or impede existing state hydropower licensing authorities.	WGA Policy Resolution 2018-04, Energy in the West WGA Policy Resolution 2017-01, Building a Stronger State-Federal Relationship C-4-a: [Where states are delegated authority by federal agencies pursuant to legislation:] Federal agencies should treat states as co-regulators, taking into account state views,

DRAFT

AMERICAN OVERSIGHT

Proposed Legislative Action	Governors' Policy
	expertise and science in the development of any federal action impacting state authority. WGA Policy Resolution 2017-04, Water Quality in the West B-2-a: Section 401 of the CWA requires applicants for a federal license to secure state certification that potential discharges from their activities will not violate state water quality standards. Section 401 of the CWA is operating as it should and states' mandatory conditioning authority should be retained without amendment. Letter (2017): Hydropower Facility Licensing Authorities Letter (2016): Hydropower Facility Licensing Authorities Letter: Supporting Small Hydropower Legislation Comments: Feasibility of Two-Year Licensing Process for Small Hydropower Projects
Transmission Siting Advance efficient environmental review, siting, and permitting processes that facilitate energy development and the improvement and construction of necessary electric grid (transmission and distribution) and pipeline infrastructure, while ensuring environmental and natural resource protection. Increase state-federal coordination to complete the siting and permitting of electricity transmission across federal lands within three years of submission of a completed application. Require meaningful state consultation as part of the regional reviews of the west-wide energy corridors designated pursuant to Section 368 of the Energy Policy Act of 2005. Engage in meaningful, substantive consultation with Governors' designees outside of the stakeholder process and throughout the corridor reviews. Eliminate inconsistencies in the environmental review and permitting process for linear facilities that make outcomes unpredictable, and can result in litigation and delays. Encourage consistency in siting and permitting processes within and among agencies (and across regions), as well as coordination with states to help reduce inconsistencies.	WGA Policy Resolution 2018-04, Energy in the West Letter: Western Governors Recommend Improvements to BLM, USFS on Western Corridor Review Process Letter II: Offer to Work with Federal Agencies on Western Energy Section 368 Corridors Comments: First Iteration of DOE's Quadrennial Energy Review Comments I: DOE Integrated, Interagency Pre-Application Process Proposal Comments II DOE Integrated, Interagency Pre-application Process proposal Letter: Support for Presidential Memo Transforming our Nation's Electric Grid through Improved Siting, Permitting and Review Letter I: Request for Substantive partnership in Section 368 Energy Corridor Designation Process Letter II: Offer to Work with Federal Agencies on Western Energy Section 368 Corridors

DRAFT

AMERICAN OVERSIGHT

Proposed Legislative Action	Governors' Policy
Do not delay state consultation until future land use management planning or NEPA reviews. Integrate the review of the corridor designations and regulatory review of land use planning and NEPA processes.	
Transmission Siting Improve state-federal coordination to complete the siting and permitting of electricity transmission across federal lands within three years of submission of a completed application. Require meaningful state consultation as part of the regional reviews of the west-wide energy corridors designated pursuant to Section 368 of the Energy Policy Act of 2005. Eliminate inconsistencies in the environmental review and permitting process for linear facilities that make outcomes unpredictable and can result in litigation and delays. Encourage consistency in siting and permitting processes within and among agencies (and across regions), as well as coordination with states to help reduce inconsistencies.	WGA Policy Resolution 2018-04, Energy in the West Comments: First Iteration of DOE's Quadrennial Energy Review Comments I: DOE Integrated, Interagency Pre-Application Process Proposal Comments II DOE Integrated, Interagency Pre-application Process proposal Letter: Support for Presidential Memo Transforming our Nation's Electric Grid through Improved Siting, Permitting and Review Letter I: Request for Substantive partnership in Section 368 Energy Corridor Designation Process Letter II: Offer to Work with Federal Agencies on Western Energy Section 368 Corridors
House Energy and Commerce / Senate Environment and Public Works	
State Authority Clarify key enabling statutes such as Clean Air Act, Clean Water Act, RCRA, and CERCLA to better define delegated authority of states. Require the use of state science as a predicate for rulemaking decisions.	WGA Policy Resolution 2017-01, Building a Stronger State-Federal Relationship WGA Policy Resolution 2017-04, Water Quality in the West WGA Policy Resolution 2015-08, Water Resource Management in the West
CERCLA 108(b) Financial Assurance Consult with Western Governors and state regulators prior to determining whether to pursue any CERCLA section 108(b) financial assurance regulations.	WGA Policy Resolution 2017-06, Financial Assurance Regulation Comments II: CERCLA 108(b) Financial Assurance Rule for Hardrock Mining Industry Letter: Concerns over Potential EPA CERLCA 108(b) Financial Assurance Requirements

DRAFT

AMERICAN OVERSIGHT

Proposed Legislative Action	Governors' Policy
Determine that EPA should never have identified classes of facilities within the hardrock mining industry for CERCLA 108(b) financial assurance regulation.	Comments I: CERCLA 108(b) Financial Assurance Rule for Hardrock Mining Industry
Good Samaritans and Abandoned Mines Protect volunteer remediating parties, including local and state government agencies, which conduct clean up, from becoming legally responsible under section 301(a) and section 402 of the CWA for any continuing discharges from the abandoned mine site after completion of a cleanup project. Consider legislative and administrative remedies to address potential CERCLA and RCRA liabilities. Support efforts to encourage public-private partnerships that would facilitate cleanups by Good Samaritans.	WGA Policy Resolution 2016-07, Cleaning Up Abandoned Mines in the West B-1: To add greater certainty, Western Governors call on Congress to amend the Clean Water Act to legally protect volunteering remediating parties, including local and state government agencies, which conduct authorized remediation from becoming legally responsible under section 301(a) and section 402 of the CWA for any continuing discharges from the abandoned mine site after completion of a cleanup project, provided that the remediating party -- or "Good Samaritan" -- does not otherwise have liability for that abandoned or inactive mine site. B-2: Legislative and administrative remedies to address potential CERCLA and RCRA liabilities should also be considered, as should liabilities associated with remining that deter the mining industry, likely the best suited industry in terms of equipment, technology and expertise, from improving conditions at abandoned mine sites. B-3: As the costs to clean up abandoned hardrock mines are significant, the Western Governors support efforts by Congress and the Administration to encourage public-private partnerships that would facilitate cleanups by Good Samaritans.
Clean Air Act Ensure that new rules are drafted and issued, where appropriate, in coordination with existing regulations, considering common elements and requirements. Provide states and local entities with adequate support and technical assistance to help them comply with regulations promulgated under the CAA.	WGA Policy Resolution 2017-01, Building a Stronger State-Federal Relationship Letter: WGA Provides Western Perspective on Impacts of Wildfires on Air Quality Appropriations Requests Testimony, FY 2017 and 2018 Letter: Regarding CAA Final Exceptional Events Language Letter: Concern Over Pending Revision to Exceptional Events Rule, Given Reduced Ground-Level Ozone NAAQS

DRAFT

AMERICAN OVERSIGHT

Proposed Legislative Action	Governors' Policy
Collaborate with states to identify priority areas and focus on programs that provide the greatest benefits to air quality. Adhere closely to the timelines in the CAA. Recognize and account for unique circumstances of individual states. Avoid one-size-fits-all rulemakings (exceptional events and ozone NAAQS examples). Complete and publish timely guidance for implementation of the 2015 revised NAAQs for ground-level ozone. Avoid duplication of state programs. Permit states to create programs tailored to individual state needs, industries, and economies. Engage states as co-regulators (e.g. with respect to methane emissions). Provide those states with delegated authority timely implementation guidance when new and revised regulations are published.	Comments: Proposed Reduction to Ground-Level Ozone NAAQS
Hydraulic Fracturing Regulation Recognize that the states, territories, and flag islands have regulated the practice of hydraulic fracturing for decades and redundant federal regulation is not required where sufficient state regulations exist.	WGA Policy Resolution 2018-04, Energy in the West Comments: Governors Agree with BLM, States are Best Equipped to Regulate Hydraulic Fracturing Letter: Input on BLM Proposed rule, Oil and Gas: Hydraulic Fracturing and Federal and Indian lands
House / Senate Homeland Security	
Federal Emergency Management Agency State Cooperation Work directly with individual states and territories to jointly identify their individual and common disaster risks and needs, and the best methods to determine the necessity and provision of federal disaster assistance.	WGA Policy Resolution 2018-03, Federal Disaster Recovery Assistance for Communities in the West Comments: Factors Considered When Evaluating a Governor's Request for Individual Assistance for a Major Disaster

DRAFT

AMERICAN OVERSIGHT

Proposed Legislative Action	Governors' Policy
Preclearance Work to complete the negotiation process with foreign countries and add new preclearance-approved international airports as soon as possible. Work with western states to help identify optimal international foreign visitor preclearance airports for future consideration.	WGA Policy Resolution 2016-02, Foreign Visitor Preclearance
Reevaluate Processes Used to Evaluate Need for Access to Disaster Aid Programs Require federal agencies to reexamine the standards used to provide Individual Assistance to homeowners and access to federal natural disaster aid.	WGA Policy Resolution 2018-03, Federal Disaster Recovery Assistance for Communities in the West B-3: Federal processes used to evaluate the need for access to disaster aid programs should be reconsidered. In particular, federal agencies should reexamine the standards used to determine the provision of Individual Assistance to homeowners and the access to federal aid needed for recovery from natural disasters that affect western states. Comments: Factors Considered When Evaluating a Governor's Request for Individual Assistance for a Major Disaster
Fire Management Assistance Grant Congress should continue the Fire Management Assistance Grant pilot program.	WGA Policy Resolution 2018-03, Federal Disaster Recovery Assistance for Communities in the West B-5: Mitigation funds tied to Fire Management Assistance Grant (FMAG) declarations assist fire-ravaged communities. The FMAG pilot program should be continued.
House Natural Resources / Senate Energy and Natural Resources	
Consultation: Directives and Rules Consult with states in a meaningful way prior to proposing directives or rules affecting states' management and allocation of water resources.	WGA Policy Resolution 2017-01, Building a Stronger State-Federal Relationship WGA Policy Resolution 2015-08, Water Resource Management in the West Appropriations Requests Testimony 2016, 2017 and 2018 Testimony: State Authority over Water Management Comments: USFS Groundwater Directive Comments: Ski Area Water Rights on Forest Service Lands

DRAFT

AMERICAN OVERSIGHT

Proposed Legislative Action	Governors' Policy
	Comments: Proposed USFS Directive for National Best Management Practices for Water Quality Letter: Concern on USFS Proposed Groundwater Management Directive
Collaboration Expand opportunities for state and local collaborative involvement in decision-making processes. Enable state leadership to reinforce and reward collaboration on USFS and DOI planning and projects. Leverage the use of state, tribal, and local expertise and science in federal environmental review, consultation, and permitting. Reward successful implementation of collaborative projects through increased funding, retained-receipt authority, or other capacity to pursue subsequent projects. Pass legislation, such as the 21st Century Conservation Service Corps Act, to make it easier for young people and veterans to complete quality, cost-effective maintenance and improvement projects on public and tribal lands and waters across the country. These programs could address the backlogged maintenance needs of land and water management agencies; enhance outdoor recreation opportunities; improve the accessibility of public lands; and respond to wildfires and other natural disasters.	WGA Policy Resolution 2017-10, National Forest and Rangeland Management National Forest and Rangeland Management Initiative June 2017 Special Report Appropriations Requests Testimony 2016, 2017, and 2018 Letter: Governors' Response to GNA Guidance Letter Letter: Governors' Support for Accelerated Implementation of Forest Management Projects
Multiple Use Establish a balance between multiple uses of public lands as required by federal statutes. Account for local needs and state priorities when evaluating the viability of various uses.	WGA Policy Resolution 2017-10, National Forest and Rangeland Management National Forest and Rangeland Management Initiative June 2017 Special Report Letter: Western Governors Commend House and Senate Leaders on Training Support Act
Fuels Management and Reduction Identify fuels management priorities in consultation with states to focus resources on greatest wildfire threats.	WGA Policy Resolution 2017-10, National Forest and Rangeland Management Letter: State Collaboration in Addressing Rangeland Fire Risk USFS Inspector General's Report "Forest Service Wildland Fire Activities – Hazardous Fuels Reduction." (July, 2016)

DRAFT

AMERICAN OVERSIGHT

Proposed Legislative Action	Governors' Policy
Consult with states in development of a consistent, cross-agency process for identifying and selecting highest priority hazardous fuels projects. Involve states in development and implementation of risk assessment tools for identifying and prioritizing hazardous fuels reductions projects on western NFS lands. Implement tracking measurements to quantify and report acres treated for hazardous fuels reduction as an accomplishment only after an entire project has been completed and the desired condition is achieved. Allow for investment of a portion of hazardous fuels funding on state and private lands commensurate with program funding increases for NFS lands.	
Wildfire Address the associated impacts of wildfire funding on federal natural resource management capacity, planning and project implementation. Ensure budget actions continue to support state wildfire and forestry capacity, including the USFS State and Private Forestry programs. Improve interagency communication, fire response capability, and coordination, including the sharing of firefighting resources between federal and state agencies. Ensure these activities support fire prevention, full suppression strategies and management of wildfire for resource benefits. Continue to seek opportunities, including revisions to forest plans, to enhance safety and reduce costs in suppression decisions while protecting communities. Incentivize local governments to take voluntary actions to support the creation and expansion of fire-adapted communities and resilience. Provide additional analyses to help communities evaluate the full costs of suppression in the wildland urban interface.	WGA Policy Resolution 2017-10, National Forest and Rangeland Management WGA Policy Resolution 2017-09, Western Agriculture National Forest and Rangeland Management Initiative June 2017 Special Report Letter: Wildfire Funding Reform
Wood Products	WGA Policy Resolution 2017-09, Western Agriculture

DRAFT

AMERICAN OVERSIGHT

Proposed Legislative Action	Governors' Policy
Expand opportunities for existing programs and financing to support wood product business development and infrastructure. Encourage collaboration between USFS research and development, state and private forestry, and NFS capacities that support existing and emerging wood products technologies. Encourage appropriate research, development and deployment focused on commercially-ready technologies with high potential to contribute to current and emerging restoration objectives. Better align these capacities with the contributions of states and industry partners and actively pursue public-private partnerships, with the goal of providing sustainable economic development opportunities for rural communities. Pass legislation to promote forest and rangeland product markets and technologies, and expand funding for the Community Wood Energy Program. Use program funds to create and incentivize state, federal and tribal partnerships in support of these objectives.	National Forest and Rangeland Management Initiative June 2017 Special Report
Seed Reserves Utilize state expertise to develop a national network for the production and storage of native and non-native seed reserves adequate to meet the West's rehabilitation and restoration needs. Maintain these storage facilities on a 10-year planning horizon.	Letter: Governors' Comments on the 2015-2020 National Seed Strategy for Rehabilitation and Restoration Letter: Secretarial Order 3336: Rangeland Fire Prevention, Management, and Restoration Testimony: Oversight Hearing on Invasive Species
Invasive Species Ensure a more focused and streamlined federal approach to invasive species. Promote greater coordination, collaboration, and communication with states and Pacific islands Provide greater transparency of invasive species data and management decisions.	WGA Policy Resolution 2016-05, Combating Invasive Species Letter: Western Governors Request Clarification on DOI Collaboration with States on Invasive Mussel Prevention Letter: Western Governors Request Collaboration with DOI on Invasive Mussels Letter: Recommendations for State Experts for Invasive Species Advisory Council

DRAFT

AMERICAN OVERSIGHT

Proposed Legislative Action	Governors' Policy
Strengthen the national network of native and non-native seed reserve and storage facilities for rehabilitation and restoration.	Letter: Governors' Concern Regarding Invasive Species Management Testimony: Oversight Hearing on Invasive Species Letter: Governors' Comments on the 2015-2020 National Seed Strategy for Rehabilitation and Restoration Letter: Secretarial Order 3336: Rangeland Fire Prevention, Management, and Restoration
Cross-Boundary Projects Identify business practice barriers to cross-boundary projects involving federal, state and private lands. Develop training on state and federal contracting procedures for cross-boundary projects and use Service First authorities. Establish multi-agency pilot projects, which can suggest models for subsequent formal agreements. Target funding from USFS, BLM, NRCS and state sources to address cross-boundary management goals in priority areas consistent with state plans. Increase training of state, tribal, and other partners in USFS analysis, administration, and practices to facilitate cross-boundary projects.	National Forest and Rangeland Management Initiative June 2017 Special Report
Restoration Improve flexibility and integration of grazing management and targeted grazing as tools to achieve restoration and land management goals. Prioritize restoration activities across all ownerships to create resilient landscapes. Explore the use of strike teams, interagency ESA consultation support and other modular capacity to accelerate restoration in priority areas, including the expanded use of existing statutory authorities. Collaborate with environmental regulators to reduce legislative and regulatory barriers to restoration activities.	WGA Policy Resolution 2017-10, National Forest and Rangeland Management WGA Policy Resolution 2018-02, Public Lands Grazing National Forest and Rangeland Management Initiative June 2017 Special Report Letter: Governors' Response to GNA Guidance Letter Letter: Governors' Support for Accelerated Implementation of Forest Management Projects

DRAFT

AMERICAN OVERSIGHT

Proposed Legislative Action	Governors' Policy
Expand use of authorities included in the 2014 Farm Bill to increase the pace and scale of forest management and restoration on western National Forests and adjacent non-federal lands. Authorize the use of stewardship and GNA funds for recreation improvements and restoration planning and implementation. Codify and fund the USFS State and Private Landscape Scale Restoration Competitive Grant program to prioritize work consistent with state forestry goals and action plans. Codify and direct funding for the Joint Chiefs Landscape Restoration Program. Modify employee relocation practices to optimize leadership development and longevity.	
State and Local Liaisons Invest in key state and federal liaison positions with decision-making authority to provide better engagement and understanding between state and federal forest, wildlife, and rangeland agencies. Facilitate the participation of local governments by dedicating staff to develop and provide technical assistance and enhance communications across local, tribal, state and federal partners.	National Forest and Rangeland Management Initiative June 2017 Special Report
Environmental Review Implement NEPA streamlining efforts that promote best practices or procedural innovations, including the use of landscape-scale, programmatic, adaptive and iterative analyses. Support independent research and analysis from NGO, academic, and other partners to inform NEPA and ESA process improvements. Develop metrics for successful outcomes, including cost and time performance indicators. Consider standardized approaches to environmental analysis to increase efficiency and reduce time to decision.	National Forest and Rangeland Management Initiative June 2017 Special Report

DRAFT

AMERICAN OVERSIGHT

Proposed Legislative Action	Governors' Policy
Ensure agency NEPA implementation policy includes comprehensive training and accountability for field practitioners. Use information technology to improve the efficiency and transparency of NEPA and reduce redundant data, analysis and business practices. Build consistency in environmental analysis and bring agency practice in conducting EAs more in line with the administrative policy intent of streamlined, summary documents.	
Alternatives, Significance Thresholds, Extraordinary Circumstances, and Categorical Exclusions (CEs) Provide improved analytical tools no-action alternatives. Allow agencies to analyze only the action and no-action alternatives when a project is collaboratively developed, unless a third alternative is proposed and meets the purpose and need of the project. Clarify significance thresholds and Extraordinary Circumstances language for NEPA based on best practices and provide, where possible, consistent approaches to interpreting these NEPA requirements when agencies and the courts have had conflicting interpretations. Develop a new NEPA restoration CE that is based on decisions documented in a Decision Notice and Finding of No Significant Impact over the past five years where no significant impacts have occurred.	National Forest and Rangeland Management Initiative June 2017 Special Report
Streamlined Environmental Analysis Pilot Program Create a new pilot program to prioritize landscape-scale, streamlined environmental analysis for restoration projects envisioned over geographies greater than 100,000 acres (using either environmental assessments or environmental impact statements, depending on context and size of the project) in landscapes with demonstrated ecological and economic need and effective existing collaboration among diverse stakeholders. The analysis should be sufficient to allow for project-scale implementation and adaptive management, and should include the following elements:	WGA Policy Resolution 2017-09, Western Agriculture National Forest and Rangeland Management Initiative June 2017 Special Report

DRAFT

Proposed Legislative Action	Governors' Policy
• Site descriptions or land allocations that identify locations within the landscape in which specific restoration or maintenance treatments can be used appropriately; • Standards and guidelines consistent with the appropriate forest plan and project-level design criteria for projects; • Identification of the cumulative impacts of the project; and • Provisions allowing for the implementation of project-level actions barring the introduction of new information or unforeseen circumstances. Congress should consider creating a limited and short-term categorical exclusion (CE) under NEPA available to expedite work in these pilot landscapes while environmental analyses are being developed, available for use at the agency's discretion provided the analyses achieve defined progress milestones.	
Land Use Planning, USFS Forest Plans and BLM Resource Management Plans (RMPs) Enhance state-federal consultation regarding BLM's planning processes. Federal-state consultation should be substantive, take place on an early and ongoing basis, and involve both Governors and state regulators. RMPs should be developed and amended with meaningful and substantial input from governors and state regulators before they are released for public comment. Apply Governors' Consistency Reviews to ensure consistency of RMPs with state plans, policies, programs, and processes. Maintain the existing appeals process and timelines for Consistency Reviews and provide sufficient time for their completion. Ensure that the standard for consistency in the RMP process matches the requirement of FLPMA 1712(c)(9). Retain existing minimum public comment time frames and existing requirements for publication of a *Federal Register* notice at the start of every planning effort, as well as extend these publication requirements to Notices of Intent to prepare EAs as part of RMP amendments.	WGA Policy Resolution 2017-01, Building a Stronger State-Federal Relationship National Forest and Rangeland Management Initiative June 2017 Special Report Letter: Lack of Consultation on DOI Proposed Regional Office Boundaries Letter: Governors Encourage Collaboration on BLM Planning and Environmental Review Letter: Governors Request Engagement with BLM on Land Use Planning and NEPA Processes Letter: Governors Concerned by Final BLM Planning 2.0 Rule Testimony: BLM Proposed Rule, Resource Management Planning Comments: BLM Proposed Rule, Resource Management Planning Letter: Request for Extension of Comment Period for BLM Proposed Rule, Resource Management Planning Letter: Request for Clarification on Aspects of BLM's Resource Management Planning (Planning 2.0) Initiative

DRAFT

AMERICAN OVERSIGHT

Proposed Legislative Action	Governors' Policy
Resolve outstanding issues with potential requirements to reinitiate endangered species consultations following the adoption, amendment or revision of an appropriate management plan.	
Local Offices and Workforce Give BLM state office directors independent authority to respond to issues that are unique to individual states. Modify employee relocation practices to optimize leadership development and longevity.	WGA Policy Resolution 2017-01, Building a Stronger State-Federal Relationship Letter: Lack of Consultation on DOI Proposed Regional Office Boundaries Letter: Governors Request Engagement with BLM on Land Use Planning and NEPA Processes
Mitigation Policy Develop mitigation requirements and processes that may affect state and private land in cooperation with the Governors in whose states DOI lands are situated. Clearly define and predictably implement mitigation requirements and processes so they can be incorporated in project planning. Revise BLM Mitigation Policy to better define key terms.	WGA Policy Resolution 2017-01, Building a Stronger State-Federal Relationship Letter: Governors Request DOI Establish Preference for State-based Mitigation Programs Letter II: Reiterating Request for Clarification on Secretarial Order 3330 Letter I: Request for Clarification on Secretarial Order 3330
Royalties and Leasing Provide states a forum to advise DOI on federal mineral leasing royalty policy (such as through reestablishment of the Royalty Policy Committee). Support legislation, regulatory changes, and agency practices that provide transparency and certainty, ensure fair value for the American public, and more efficiently administer the sales and leases of the resources on these federal lands.	WGA Policy Resolution 2017-12, States' Share of Royalties and Leasing Revenues from Federal Lands and Minerals and States' Role in Associated Federal Policy
Grazing Promote grazing allotment flexibility on federal lands, within FWS and BLM permitting systems and across ownership boundaries, to respond to changing range conditions and environmental considerations.	WGA Policy Resolution 2018-02, Public Lands Grazing National Forest and Rangeland Management Initiative June 2017 Special Report

DRAFT

AMERICAN OVERSIGHT

Proposed Legislative Action	Governors' Policy
Improve flexibility and integration of grazing management and targeted grazing as tools to achieve restoration and land management goals.	
Vegetation Management Apply clear, coordinated and consistent federal vegetation management practices to maintain the health of western forests, prevent dangerous and damaging fires, and maintain grid reliability. Enable utilities to take necessary vegetation management actions on or adjacent to federal transmission rights-of-way without fear of strict liability imposition.	WGA Policy Resolution 2017-10, National Forest and Rangeland WGA Policy Resolution 2016-06, Wildland Fire Management and Resilient Landscapes WGA Policy Resolution 2018-04, Energy in the West Letter: Support for Expedited Review of Reintroduced Electricity Reliability and Forest Protection Act Testimony: WGA Advocates for Responsible Vegetation Management for Electricity Assets on Federal Lands
State Authority / Energy Development Direct DOI, EPA and other federal agencies must work collaboratively with states when considering regulations that would affect development of oil, natural gas, coal, solar, wind, geothermal or other energy resources on federal land or Indian land. When a state is meeting the minimum requirements of a delegated program, the role of federal agencies should be limited to the provision of funding, technical assistance and research support. States should be free to develop implementation and enforcement approaches that make sense within their jurisdictions, without intervention by the federal government.	WGA Policy Resolution 2017-01, Building a Stronger State-Federal Relationship C-3-a: Each Executive department and agency should be required to have a clear and accountable process to provide each state – through its Governor as the top elected official of the state and other representatives of state and local governments as he or she may designate – with *early*, *meaningful* and *substantive* input in the development of regulatory policies that have federalism implications. This includes the development, prioritization and implementation of federal environmental statutes, policies, rules, programs, reviews, budgets and strategic planning.
State Authority / Vegetation Management Direct USFS and other federal land management agencies to work collaboratively with states to achieve effective and efficient cross-jurisdictional coordination that enables utilities to undertake necessary vegetation management actions on federal transmission rights-of-way – and to do so without fear of strict liability imposition for necessary vegetation management actions taken adjacent to transmission rights-of-way.	WGA Policy Resolution 2017-10, National Forest and Rangeland Management B-9: Western Governors believe clear, coordinated and consistent application of federal vegetation management practices is integral to maintaining the health of western forests, preventing dangerous and damaging fires, and maintaining grid reliability.
Enhanced Oil Recovery	WGA Policy Resolution 2015-06, Enhanced Oil Recovery

DRAFT

AMERICAN OVERSIGHT

Proposed Legislative Action	Governors' Policy
Direct federal agencies to promote development and deployment of CO2 capture and commoditization. States should be able to create programs tailored to individual state needs, industries and economies and recognize CO2 sequestration that results from EOR in meeting federal regulatory objectives. EPA should abide by principles already established by the Agency in its regulations promulgated to ensure the long-term storage of CO2 in different geologic formations.	B-3: In order to expand deployment of CO2 capture at power plants and other industrial sources, the President and Congress should enact federal incentives to increase CO2 supply available for the oil industry to purchase and use in EOR. Federal incentives have the potential to leverage private and state investment, harness the ingenuity of entrepreneurs and capitalize on billions of dollars' worth of DOE-sponsored research and development to enable new commercial carbon capture and pipeline projects
Financial Assurance Regulation EPA should be directed to work collaboratively and substantively with states to determine the necessity of financial assurance regulations for the hardrock mining; coal and petroleum products manufacturing; chemical manufacturing and electricity generation, transmission and distribution industries.	WGA Policy Resolution 2017-06, Financial Assurance Regulation B-3: Prior to determining whether to pursue CERCLA section 108(b) financial assurance regulations for any of the chemical manufacturing; petroleum and coal products manufacturing; or electric power generation, transmission and distribution industries, EPA should consult with Western Governors and state regulators regarding existing state regulations. EPA should take into account state data and expertise in development and analysis of underlying science that serves as the legal basis for federal regulatory action. B-4: In the event EPA opts to pursue financial assurance regulation of the chemical manufacturing industry; petroleum and coal products manufacturing industry; or electric power generation, transmission and distribution industry, it should enter substantive pre-publication consultation with Western Governors and state regulators to prevent duplication or preemption of existing state law. This should include substantive consultation with states during development of rules or decisions and a review by states of any proposal before a formal rulemaking is launched.
House Natural Resources / Senate Environment and Public Works	
Petitions Require petitioners to provide a copy of petitions to affected states so states may provide any existing state data regarding the petitioned species.	WGA Policy Resolution 2017-11, Species Conservation and the Endangered Species Act Comments: Streamlining Regulatory Processes and Reducing Regulatory Burdens

DRAFT

AMERICAN OVERSIGHT

Proposed Legislative Action	Governors' Policy
	Comments II: Endangered & Threatened Wildlife and Plants; Revisions to the Regulations for Petitions Comments I: Endangered & Threatened Wildlife and Plants; Revisions to the Regulations for Petitions
Concurrent Jurisdiction Clarify or emphasize existing authority under the ESA for states to exercise concurrent jurisdiction with the Services to implement the ESA, including management of threatened species and issuance of Section 10 take permits, if states have the desire and capacity to do so.	WGA Policy Resolution 2017-11, Species Conservation and the Endangered Species Act WGA Species Conservation and the Endangered Species Act Initiative Year Two Recommendations Comments: Streamlining Regulatory Processes and Reducing Regulatory Burdens
Recovery Provide states the opportunity to lead and develop recovery teams and, if states decline to develop and lead recovery teams, still seek sufficient participation from states to assemble recovery teams. Allow states to identify those individuals and entities that can best contribute to the recovery planning process, because states have wildlife management expertise and relationships with their regulated communities.	WGA Policy Resolution 2017-11, Species Conservation and the Endangered Species Act WGA Species Conservation and the Endangered Species Act Initiative Year Two Recommendations Comments: Streamlining Regulatory Processes and Reducing Regulatory Burdens
Critical Habitat Designations Limit critical habitat designations for broadly distributed species to only the area deemed necessary by the best available science. Critical habitat designations should be based on analysis that includes data and scientific information from states included in proposed critical habitat. Engage states as full partners in critical habitat designations, especially when federal agencies intend to rely on the precautionary principle, coupled with the use of long-term modeling and forecasting.	WGA Policy Resolution 2017-11, Species Conservation and the Endangered Species Act Comments: Streamlining Regulatory Processes and Reducing Regulatory Burdens Comments: Implementing Changes to the Regulations for Designating Critical Habitat
Mitigation Policy	WGA Policy Resolution 2017-01, Building a Stronger State-Federal Relationship

DRAFT

AMERICAN OVERSIGHT

Proposed Legislative Action	Governors' Policy
Consult with Governors and state regulators to clarify landscape-scale compensatory mitigation and define "net conservation gain." Develop mitigation requirements and processes in cooperation with Governors in whose states DOI lands are situated. Clearly define and predictably implement mitigation requirements and processes so they can be incorporated in project planning. Coordinate with Governors on mitigation requirements having the potential to impact state and private land.	WGA Policy Resolution 2017-11, Species Conservation and the Endangered Species Act Comments: Endangered Species Act Compensatory Mitigation Policy Letter I: Request for Clarification on Secretarial Order 3330 Letter II: Reiterating Request for Clarification on Secretarial Order 3330
Voluntary Conservation Incentivize voluntary conservation actions to preclude the need to list species under the ESA. Support the provision of economic incentives for landowners to participate in voluntary conservation efforts. Consult with Governors to promote proper implementation of FWS policy on Voluntary Prelisting Conservation Actions.	WGA Policy Resolution 2017-11, Species Conservation and the Endangered Species Act Comments: Streamlining Regulatory Processes and Reducing Regulatory Burdens Comments: Policy Regarding Voluntary Prelisting Conservation Actions
Species Status Assessments (SSAs) Develop SSAs to help inform a listing determination. Use SSAs to inform development of recovery blueprint if listing is deemed warranted. Give state wildlife agencies a leadership role on SSA teams commensurate with level of data and expertise they provide to the process. Provide an adequate internal appeals process to challenge the conclusions of an SSA.	WGA Policy Resolution 2017-11, Species Conservation and the Endangered Species Act WGA Species Conservation and the Endangered Species Act Initiative Year Two Recommendations Comments: Streamlining Regulatory Processes and Reducing Regulatory Burdens
State Data and Expertise	WGA Policy Resolution 2017-11, Species Conservation and the Endangered Species Act

DRAFT

AMERICAN OVERSIGHT

Proposed Legislative Action	Governors' Policy
FWS should utilize data and expertise provided by states in conducting status reviews and 12-month findings on petitions for ESA listings. Leverage the use of state, tribal, and local expertise and science in federal environmental review, consultation, and permitting.	WGA Policy Resolution 2017-08, State Wildlife Science, Data and Analysis Comments: Streamlining Regulatory Processes and Reducing Regulatory Burdens Appropriations Requests Testimony, FY 2015, 2016, 2017 and 2018 Comments: Use of State Data & Expertise in ESA Listing Methodology Testimony: State Wildlife Data National Forest and Rangeland Management Initiative June 2017 Special Report
State Authority / ESA FOIA Exemption Authorize FOIA exemptions for state wildlife data.	WGA Policy Resolution 2017-08, State Wildlife Science, Data and Analysis B-5: Governors support efforts to provide statutory exceptions to FOIA disclosure for state wildlife data and analysis in instances where publication of state data provided to federal agencies would be violation of existing state statutes.
House Science, Space, and Technology / Senate Commerce, Science, and Transportation	
Science Advisory Boards Require federal agencies to include states in science review processes that serve as predicates for regulation, including participation on EPA Science Advisory Board committees. State participation should constitute no less than 10 percent of the membership of Science Advisory Board committees, subcommittees, and subject matter panels.	WGA Policy Resolution 2017-01, Building a Stronger State-Federal Relationship C-3-b-i: States merit greater representation on all relevant committees and panels (such as the Science Advisory Boards and related issue panels) advising federal agencies on scientific, technological, social and economic issues that inform federal regulatory processes. Appropriations Requests Testimony, FY 2015
Drought Forecasting Work with states and resource managers to improve predictive and adaptive capabilities for extreme weather variability and related impacts, with a priority on improving sub-seasonal and seasonal precipitation forecasting capabilities to support water management decision-making.	WGA Policy Resolution 2015-08, Water Resource Management in the West Letter Supporting Adequate Funding of NIDIS Program Letter: Support for Federal Drought Relief legislation Letter Supporting Comprehensive Western Drought Legislation

DRAFT

AMERICAN OVERSIGHT

Proposed Legislative Action	Governors' Policy
House Transportation and Infrastructure / Senate Environment and Public Works	
Consultation Promote early, meaningful consultation with states in the promulgation or development of any rules, regulations, directives, or agency action that affects or influences states' management or allocation of water resources.	WGA Policy Resolution 2015-08: Water Resource Management in the West Comments: WGA Defines Areas for Army Corps of Engineers to Collaborate with States Comments: Governors Submit Analysis and Recommendations Regarding WOTUS Comments: Notice of Proposed Rulemaking by USACE Regarding "Surplus Water." Letter: Governors' Concern Regarding USACE Water Surplus Rule
Waters of the United States Recognize the authority of states to manage water within their boundaries in any attempts to define the jurisdictional scope of "Waters of the United States" in the Clean Water Act. Respect limits set by Congress and the U.S. Supreme Court in any attempts to define the jurisdictional scope of "Waters of the United States" in the Clean Water Act.	WGA Policy Resolution 2015-08: Water Resource Management in the West Appropriations Requests Testimony 2016, 2017 and 2018 Comments: WOTUS Rulemaking Federalism Analysis and Recommendations Comments: Final Waters of the United States (WOTUS) Rule Request for Extended Comment Period - Waters of the United States (WOTUS) Rule Letter: Concern Regarding Clean Water Act Jurisdiction Rulemaking
Management of Water Resources Expressly, unambiguously, and conspicuously recognize states' primary authority over water management and allocation decisions in all new federal laws, rules, regulations, and guidance documents. Respect limits set by Congress and the U.S. Supreme Court for any definition of "Waters of the United States" in the Clean Water Act and recognize the authority of states to manage water within their boundaries. Recognize states' exclusive authority over the allocation and administration of rights to develop groundwater resources and expressly preclude federal agencies from usurping such authority through rulemakings, regulations, guidance documents, or agency directives.	WGA Policy Resolution 2015-08, Water Resource Management in the West WGA Policy Resolution 2017-04, Water Quality in the West Appropriations Requests Testimony, FY 2015, 2016, 2017 and 2018 Comments: WOTUS Rulemaking Federalism Analysis and Recommendations Comments: Final Waters of the United States (WOTUS) Rule Request for Extended Comment Period - Waters of the United States (WOTUS) Rule Letter: Concern Regarding Clean Water Act Jurisdiction Rulemaking Comments: WGA Defines Areas for Army Corps of Engineers to Collaborate with States

DRAFT

AMERICAN OVERSIGHT

Proposed Legislative Action	Governors' Policy
	Comments: Notice of Proposed Rulemaking by USACE Regarding "Surplus Water"
Clean Water Act Engage the states as co-regulators and ensure that state water managers have a robust and meaningful voice in the development of any federal rule regarding Clean Water Act jurisdiction. Allow states to adopt flexible water quality standards and establish total maximum daily loads that are tailored to the specific characteristics of western water bodies, including variances for unique state and local conditions. Coordinate with states in establishing and, if necessary, modifying any water quality standards under Section 303 of the Clean Water Act to ensure any changes do not unduly interfere with sound existing practices.	WGA Policy Resolution 2015-08, Water Resource Management in the West WGA Policy Resolution 2017-04, Water Quality in the West Appropriations Requests Testimony, FY2015, 2016, 2017 and 2018 Comments: WOTUS Rulemaking Federalism Analysis and Recommendations Comments: Final Waters of the United States (WOTUS) Rule Request for Extended Comment Period - Waters of the United States (WOTUS) Rule Letter: Concern Regarding Clean Water Act Jurisdiction Rulemaking
Army Corps of Engineers Water Supply Rule Fulfill the expanded procedural rulemaking requirements of Executive Order 13132. Recognize state authority over water management and allocation within their borders – states must not be required to relinquish any of their rights to natural flows of rivers which have been impounded by USACE or any other federal agencies. Define "surplus water" to expressly exclude natural flows (and any quantification of such flows) which would have occurred without the development of federal water projects. Allow access to divert and appropriate natural flows in USACE reservoir projects and do not charge storage fees to appropriators where such users are making withdrawals of natural flows within USACE reservoirs.	Letter: Governors Offer Analysis, Recommendations to Army Corps on Regulation of "Surplus Waters" Appropriations Requests Testimony FY2018
Drought Seventeen Bureau of Reclamation states, Hawaii and Alaska are affected by water shortages because of extended drought conditions and infrastructure to assure adequate water supplies. This challenge has both regional and national aspects, including how best to meet the need for efficient infrastructure financing to maintain and enhance adequate water	WGA Policy Resolution 2015-08, Water Resource Management in the West B-2: Infrastructure investments are essential to our nation's continued economic prosperity and environmental protection, and they assist states in meeting federally-mandated standards.

DRAFT

AMERICAN OVERSIGHT

Proposed Legislative Action	Governors' Policy
supplies, avert further economic and environmental harm, and maintain food security. The following policy solutions should be considered: • Providing incentives for innovative water management policies among states (with federal, tribal and local partners) that preserve states' primacy in water management, recognize state law, and align with the financial, environmental and social values of water to Western citizens today and in the future; • Strengthening federal efforts to maintain adequate collection of drought and water data; • Coordinating information programs across multiple agencies, enhancing data networks (where appropriate) and facilitating better use of existing information; • Promoting greater investment in water infrastructure through tools such as loan guarantees, revolving funds, infrastructure banks, and water trust funds; and • Creating a budget neutral federal loan program that will make it possible for Western states, and other concerned public and private entities in western states, to secure financing on reasonable terms to complete important water resources management projects.	Congress should consider facilitating greater investment in water infrastructure, utilizing such tools as loan guarantees, revolving funds, infrastructure banks and water trust funds. Capital budgeting and asset management principles should be used to determine funding priorities based on long-term sustainability and not annual incremental spending choices. It should be accompanied by dedicated sources of funding with appropriate financing, cost-sharing, pricing and cost recovery policies. Federal and state policymakers should also consider other tools to promote investment in water infrastructure and reduce financing costs, including: public-private partnerships; bond insurance; risk pooling; and credit enhancements. Congress should remove the state volume caps for private activity bonds used for water and wastewater projects, provide guaranteed tax-exempt status for bonds issued by state or local agencies to finance water infrastructure, provide loan guarantees, and otherwise support and encourage alternatives to direct federal investment of limited general funds.
Harbor Maintenance Trust Fund Fully fund the Harbor Maintenance Trust Fund and reform the Harbor Maintenance Tax to ensure Western ports remain competitive.	WGA Policy Resolution 2015-05, Transportation Infrastructure in the Western United States

List of Acronyms:
ACIR – Advisory Commission on Intergovernmental Relations
BLM – Bureau of Land Management
CCR – Coal Combustion Residual
CE – Categorical Exclusion
CEQ – Council on Environmental Quality
CERCLA – Comprehensive Environmental Response, Compensation, and Liability Act
DOI – Department of the Interior

DRAFT

AMERICAN OVERSIGHT

EA – Environmental Assessment
EPA – Environmental Protection Agency
ESA – Endangered Species Act
FERC – Federal Energy Regulatory Commission
FLPMA – Federal Land Policy and Management Act
FRRRPA – Forest and Rangeland Renewable Resources Planning Act
FWS – Fish and Wildlife Service
GAO – Government Accountability Office
GNA – Good Neighbor Authority
MUSYA – Multiple-Use Sustained Yield Act
NAAQs – National Ambient Air Quality Standards
NEPA – National Environmental Policy Act
NFS – National Forest System
NFMA – National Forest Management Act
NRCS – Natural Resources Conservation Service
NWRSIA – National Wildlife Refuge System Improvement Act
OMB – Office of Management and Budget
OIRA – Office of Information and Regulatory Affairs
RCRA – Resource Conservation and Recovery Act
RMP – Resource Management Plan
SMCRA - Surface Mining Control and Reclamation Act
SSA – Species Status Assessment
USACE – U.S. Army Corps of Engineers
USFS – U.S. Forest Service

DRAFT

AMERICAN OVERSIGHT

WGA Resolutions Development Process Calendar –Spring 2018

Under the revised Western Governors' Association bylaws, initial drafts of resolutions must be circulated no less than 60 days prior to a vote of the Governors. **For the spring 2018 resolution cycle, that deadline will be April 26, 2018**[1]

Here is the calendar plan for the spring 2018 policy development cycle:

- **January 1 –April 26 1–**Staff Council members identify any policy issues their Governor may want to offer a resolution on, to be voted on by ballot in advance of the 2018 Annual Meeting. Interested states are identified to help craft a first draft of the resolution.
- **March 14**) –Spring 2018 SAC Strategic Planning Meeting (Denver, CO).
- **April 5**– Regularly Scheduled Biweekly SAC Call
- **April 19**– Regularly Scheduled Biweekly SAC Call
- **April 26–** Bylaw-driven deadline for all initial draft resolutions to be circulated to SAC.
- **May 3–** SAC call to review and discuss draft resolutions.[2]
- **May 10–** SAC call to review and discuss draft resolutions.
- **May 17–** SAC call to review and discuss draft resolutions.
- **May 21** – Governors-Only Call – to discuss any draft resolutions requiring gubernatorial direction.
- **May 24–** SAC call to review and discuss draft resolutions.
- **May 31–** SAC call to review and discuss draft resolutions.

[1] WGA Bylaws, Article VI(A)(3) : "A resolution may be proposed by a Director at any time. Providing sufficient time for deliberation, discussion and negotiation of its content, the Directors shall vote on the resolution (as revised or not during the review period) not less than sixty (60) days following the circulation of the initial draft to all the Directors."

[2] The resolution development calendar suggests moving to weekly SAC calls in May-mid-June to help facilitate negotiation of resolution language. If all weeks are not necessary, we will release dates accordingly.

DRAFT

AMERICAN OVERSIGHT

- **June 7–** SAC call to review and finalize all draft resolutions meeting bylaw requirements of co-sponsorship. Identify where language differences still exist and summarize the dispute for the Governors' consideration.

- **June 8** (COB)**--** All proposed resolutions with required co-sponsors and memo summarizing which resolutions are still in conflict sent to Vice Chair Ige.

- **June 8-11 —** Vice Chair Ige reviews and gathers Governors' input to any resolutions in conflict.

- **June 12 –** Meeting notice, resolutions and ballots go out to Governors.

- **June 22 –** Governors' completed ballots requested back to WGA staff.

- **June 24-27 –** Governors' 2018 Annual Meeting / announcement of resolution ballot results.

DRAFT

AMERICAN OVERSIGHT

MEMORANDUM

To: WGA Staff Advisory Council
From: Lauren DeNinno, Policy Advisor and WIPP Project Director
Date: 2/7/2018
Re: Funding and Consultation with DOE regarding WIPP Cooperative Agreement

---

Action Requested: Please advise WGA whether this is an area that Governor's wish to: a) assert their policy on Building a Stronger State-Federal Relationship generally; b) send a letter opposing the potential change to how this cooperative agreement is funded; or c) see their WIPP TAG members to directly address.

The Department of Energy (DOE) is considering changes to how cooperative agreements with the states for the safe and uneventful transportation of nuclear waste are funded. Nine western states currently receive funding through a cooperative agreement between WGA and DOE related to shipments of nuclear waste to the Waste Isolation Pilot Plant (WIPP) in New Mexico. Federal funding has been needs-based since the program's inception. Due to budget constraints, DOE is now considering switching to formula funding and has solicited suggestions from its Carlsbad Field Office (CBFO) regarding which factors would need to be weighted. DOE has not provided additional information or consulted with the states at this time.

Background

WIPP, located near Carlsbad, New Mexico, is the United States' (indeed, the world's) only deep geologic repository for the permanent disposal of nuclear waste. It was established by the WIPP Land Withdrawal Act (Public Law 102-579, as amended by P.L. 104-201) for the disposal of defense-generated transuranic (TRU) waste. Several DOE sites in the West generated TRU waste as a result of nuclear weapons production, including Idaho National Laboratory; Los Alamos and Sandia National Laboratories in New Mexico; Rocky Flats Environmental Technology Site in Colorado; the Hanford Site in Washington State; Lawrence Livermore and Lawrence Berkeley National Laboratories and GE Vallecitos Nuclear Center, all in California; and the Nevada Test Site.

The DOE Office of Environmental Management is responsible for cleaning up these legacy sites and transporting the TRU waste generated during cleanup activities to WIPP for permanent disposal. The WIPP Land Withdrawal Act directed DOE to develop transportation safety programs with any states or Indian tribes through whose jurisdiction the waste would be transported as well as to provide technical and financial assistance to the states and tribes to support the programs.

In 1989, the Secretary of Energy entered into a cooperative agreement with WGA to prepare procedures for planning and operating the WIPP transportation program. In turn, WGA established a Technical Advisory Group (TAG), consisting of representatives from western states[1] located along the WIPP transportation corridor, to address issues that would help ensure the "safe and uneventful" movement of the waste.

The cooperative agreement has been renewed several times and the current period of performance is through 6/30/2021. WGA serves as the pass-through entity for funds allocated from the federal

[1] Arizona, California, Colorado, Idaho, Oregon, Nebraska, Nevada, New Mexico, Texas, Utah, Washington and Wyoming

DRAFT

AMERICAN OVERSIGHT

government to be used by the states. These funds can be used by the states for a variety of purposes in support of the transportation safety program, including inspections, emergency response preparedness, program management and public information efforts. The level of funding varies by state and is approved by DOE on a yearly basis.

Funding Changes

The TAG learned in the summer of 2017 that DOE was considering a formula-based funding model for the cooperative agreement. James Mason, Institutional Affairs Manager at CBFO, communicated that reduced budgets have led to increased scrutiny and oversight of the cooperative agreements and that DOE is interested in tying the level of funding to the number of shipments that are expected to be completed each year.

Members of the TAG oppose a change from need-based funding. The funding states receive is used for a number of purposes, including fixed costs that do not vary based on the number of shipments DOE completes, such as program oversight, training, providing equipment to first responders and hospitals along the route, and maintaining qualified commercial vehicle inspectors. For this reason, states that are not currently on an active shipping route continue to receive funding to maintain readiness for resumption of shipments in the future.

Further, each state's needs vary in ways that would be difficult to account for in a formula. CBFO has suggested that factors such as whether the state inspects each shipment crossing its border, the number of miles traveled, and the size and number of populations centers along the route would be factors considered in the formula. However, additional state-by-state variations affect how much funding each state currently requires.

The WIPP Land Withdrawal Act directs DOE to "provide in-kind, financial, technical, and other appropriate assistance to any State or Indian tribe through whose jurisdiction the Secretary plans to transport transuranic waste to or from WIPP, for the purpose of WIPP-specific transportation safety programs".

Consultation with States

Beyond the potentially detrimental funding change, members of the TAG are also concerned by the deterioration of the collaborative relationship between the states and DOE in recent years. Congress recognized the benefits of a cooperative program between the states and DOE in the WIPP Land Withdrawal Act and enshrined that cooperation in statute. Further, in 1995, 2003, and 2009, DOE and WGA signed a Memorandum of Agreement[2] outlining the joint responsibilities of both parties for the safe and uneventful transportation of TRU waste to WIPP and "committing to work cooperatively".

Western Governors note the value of this cooperation in WGA Policy Resolution 2016-03, *Transportation of Radioactive Waste, Radioactive Materials, and Spent Nuclear Fuel,* which notes that "the success of the WIPP TRU waste transportation campaign is directly attributable to a collaborative partnership and planning effort between DOE and the western states to develop and implement the WGA WIPP Transportation Safety Program".

[2] The MOA is "to be reviewed and reaffirmed by the Secretary of Energy and the Western Governors within one year following the election of a new President of the United States". WGA initiated this process in May 2017 and has been told that the MOA is undergoing DOE legal review since that time.

DRAFT

AMERICAN OVERSIGHT

Nonetheless, DOE has not been honest nor forthcoming in its communication with the states regarding this proposed fundamental change to the program. The TAG expects the states, as full and equal partners in transportation safety program, to be consulted and to provide input at the outset of discussions on potential changes, not after DOE has already chosen its preferred path forward. If DOE is considering formula-based funding in particular, the input of the states on what factors need to be considered would be essential to the continued success of the partnership.

WGA Policy Nexus

In Policy Resolution 2016-03, Western Governors state that "DOE must continue to provide sufficient and timely in-kind, financial, technical and other appropriate assistance to any state or Indian tribe through whose jurisdiction TRU waste will be transported for the purpose of planning, developing and implementing the WGA WIPP Transportation Safety Program." Many members of the TAG believe that formula funding will not provide sufficient funding to many states.

More importantly, the TAG, which is composed of representatives designated by the Governors of each state, exists as an apparatus for state-federal consultation. Despite this and the clear intent of Congress in the WIPP Land Withdrawal Act, DOE is not engaging in early, meaningful or substantive consultation with the states as articulated in WGA Policy Resolution 2017-01, *Building a Stronger State-Federal Relationship.*

WGA Staff: Lauren DeNinno (ldeninno@westgov.org)

DRAFT

AMERICAN OVERSIGHT

MEMORANDUM

TO: WGA Staff Council
FROM: WGA Staff: Kevin Moss and Lauren DeNinno
DATE: February 8, 2018
RE: Rural Broadband Access

ACTION REQUESTED:

Western Governors support expanding broadband access to rural Americans in WGA Policy Resolution 2017-09, *Western Agriculture*. Please advise what avenues WGA should advance this policy, as rural broadband is emerging as a priority of the White House with directions for action to multiple agencies.

Introduction

Broadband internet access, defined as 25 Mbps download/3 Mbps upload, has become a modern necessity for individuals, businesses, schools, and government. It has the potential to connect rural communities to their more urban counterparts through telework, telehealth, online education and other tools. However, according to the Federal Communication Commission's (FCC) 2016 Broadband Progress Report, of the 34 million Americans that lack access to broadband coverage, 23.4 million live in rural communities. The disparity between rural and urban broadband access is mainly due to the high cost of building infrastructure and laying miles of fiberoptic cable to rural communities. New technology could potentially serve some rural western communities for a much lower cost than traditional broadband infrastructure.

Executive Branch Overview

Expanding rural broadband access has emerged as a clear priority of the Trump administration. President Trump issued Executive Order 13821 and a memorandum to DOI on January 8, 2018 to expedite and streamline rural broadband projects. The E.O. advocates using "all viable tools to accelerate the deployment and adoption of affordable, reliable, modern high-speed broadband connectivity in rural America," and that agencies "should seek to reduce barriers to capital investment, remove obstacles to broadband services, and more efficiently employ Government resources." The memorandum directs the Secretary of the Interior to develop a plan to increase access to tower facilities and other DOI infrastructure to support rural broadband development.

USDA released a report on January 8, 2018 highlighting the findings of the Interagency Task Force on Rural Prosperity and Agriculture. One of the identified objectives is achieving "e-connectivity" for rural America. Specific recommendations for increasing broadband connection in rural communities include "reducing regulatory barriers to infrastructure deployment" and "incentivizing private capital investment." USDA also emphasized the need to enhance rural high-speed internet access to support rural development in their 2018 Farm Bill & Legislative Priorities.

TV White Spaces Technology

AMERICAN OVERSIGHT

The high cost of laying fiber and building infrastructure combined with few potential customers is the main reason for the lack of broadband access in many rural communities. A potential low-cost solution to this problem is Microsoft's TV white spaces technology, which uses spectrum in the television band to provide wireless services. Microsoft's Ryan Harkins presented on this technology at the final Workforce Development Initiative workshop and the 2017 Winter Meeting.

TV white spaces technology has the potential to bring cost-effective broadband access to areas with a population density of 2-200 people/sq. mile, approximately 80% of rural America[1]. Fixed wireless 4G technology and satellite connections present more cost-effective access for higher and lower population densities, respectively.

Microsoft is partnering with local ISPs to conduct TV white spaces pilot projects in 13 states, including Arizona, Montana, North Dakota, South Dakota, and Washington. Microsoft supplies the hardware and technical expertise to get the projects up and running while the local ISP will run and maintain the network. Microsoft is focusing the pilot projects in areas where broadband access will have significant applications in agriculture, education, and health care. The pilot projects will demonstrate the technology's viability and encourage other companies to offer the service. Most of the pilot projects are still in the planning and development stage.

The FCC is currently considering policy measures that will affect the regulatory environment for the development of TV white spaces technology.

FCC Background

In April 2017, the FCC held their Spectrum Auction, in which licenses to operate at specific bands of electromagnetic spectrum were bought and sold between television stations and wireless providers. This auction, authorized by Congress as part of the 2012 Middle Class Tax Relief and Job Creation Act, incentivized broadcast stations to repurpose spectrum for mobile broadband and other licensed and unlicensed uses. All told, wireless broadband providers spent over $19 billion to purchase 70 MHz of spectrum in the 600 MHz band.

The next step in the FCC process is the "repack," the shuffling of TV stations and other services to new frequencies to most efficiently allocate the remaining spectrum. This complicated process will last until 2020. As part of the repack, channel 37 (608-614 MHz) and the "duplex gap" (652-663 MHz) will be allocated for *unlicensed* use by a variety of wireless services, including TV white spaces technology. The FCC is also considering reserving a third channel in the broadcast TV band (54-608 MHz) for unlicensed use, which would serve as the core broadband access channel for TV white space users. The FCC communicated a tentative decision to reserve this third "vacant" channel in FCC 15-68, a 2015 notice of proposed rulemaking. The FCC is planning to vote on whether to reserve this third unlicensed channel, but has not announced when the vote will be held.

Reserving a third unlicensed channel would help promote the adoption of TV white space technology in rural communities and Microsoft believes it is critical for the technology to be adopted at scale. However, reserving the channel could have potential negative impacts on local television providers and translator stations by reducing the amount of available television spectrum. These stations often provide free, over-the-air broadcasts for news, weather, and emergency messages that many rural Americans rely upon. A bipartisan coalition of 43

[1] *A Rural Broadband Strategy. Connecting Rural America to New Opportunities*. Microsoft (2017).

AMERICAN OVERSIGHT

Congressional representatives sent a letter to the FCC in July 2017 urging them to reserve three 6 MHz channels for unlicensed use to help promote rural broadband internet access.

On February 1st, the FCC finalized bidding procedures for the Connect America Fund Phase II Auction, and confirmed that TV white space bands could be used for "last mile" connection. The Phase II auction, scheduled for July 24th, 2018, will award up to $198 million annually for 10 years to service providers that commit to offer voice and broadband services to fixed locations in unserved high-cost areas.

WGA Policy Nexus

Western Governors support expanding broadband access to rural Americans in WGA Policy Resolution 2017-09 *Western Agriculture*, which states:

> Western Governors support the continued efforts of the Rural Utilities Service to provide financial assistance for drinking water, wastewater facilities and broadband connectivity in rural and remote areas, particularly in communities that have minimal or no such infrastructure. Expanding broadband access to rural America will allow citizens to compete in a global market and have access to IT health care, education and public safety resources.

In 2015, in anticipation of the Spectrum Auction, WGA also sent a letter to the FCC urging the commissioners to consider the needs of rural Americans and to ensure that the "auction process leaves no community without access to free, over-the-air television broadcasts."

WGA Policy Resolution 2017-12 Workforce Development in the West also notes that "workforce development challenges are particularly acute in rural communities." Participants in the Workforce Development Initiative identified the lack of rural broadband internet access as a serious challenge facing rural communities in the west. Broadband is essential for rural students to learn digital skills and take advantage of online resources. It is also critical for small business owners competing in a global marketplace. Many workforce development solutions for rural communities use online resources to deliver training and education opportunities.

Action Items

The following list presents the various ways in which WGA could engage on policy related to rural broadband deployment and access.

1. Engage with USDA about the connection between broadband access and rural development. Support the findings related to broadband deployment by the Interagency Task Force on Rural Prosperity and Agriculture Report and in the 2018 Farm Bill & Legislative Priorities.
2. Encourage DOI to consider rural communities' broadband needs when designating West-wide energy corridors under Section 368 of the Energy Policy Act of 2005. These corridors are intended to streamline permitting for linear infrastructure, which includes broadband infrastructure.
3. Send a letter to the FCC regarding the eventual vote on whether to reserve a third 6 MHz channel in the television band for unlicensed use.

AMERICAN OVERSIGHT

WGA Staff: Kevin Moss (kmoss@westgov.org) and Lauren DeNinno (ldeninno@westgov.org)

AMERICAN OVERSIGHT

WESTERN GOVERNORS' ASSOCIATION

TO: Staff Advisory Council
FROM: Ward Scott, WGA Policy Advisor
SUBJECT: EPA Lead and Copper Rule Revisions – Federalism Consultation
DATE: Feb. 7, 2018

On Jan. 8, WGA staff, as well as representatives from several organizations of state and local officials,[1] participated in a federalism consultation[2] with the EPA Office of Ground Water and Drinking Water to discuss long-term revisions to the Lead and Copper Rule (LCR) under the federal Safe Drinking Water Act (SDWA). EPA is soliciting federalism comments and has posed a series of questions for input from state and local officials. **Comments must be received on or before Mar. 8, 2018**.

The LCR, which applies to 68,000 public water systems nationwide, is a treatment technique rule that requires water systems to conduct tap sampling for lead and copper to determine actions water systems must take to reduce exposure to lead and copper in drinking water. EPA's presentation of potential revisions includes new requirements on states, local governments, and utilities which could impose substantial costs and particularly impact smaller, rural water systems.

Additional information on the LCR can be found at: https://www.epa.gov/dwreginfo/lead-and-copper-rule.

Action Requested: Please review the questions that have been posed by EPA, below, and provide input as to what issues should be addressed in any comments that WGA may submit as part of EPA's LCR federalism consultation.

Nexus to WGA Policy

Policy Resolution 2017-04, *Water Quality in the West*, contains the following applicable provisions:

---

[1] Other organizations participating in the consultation included: National Governors' Assoc., National Conference of State Legislatures, Council of State Governments, National League of Cities, U.S. Conference of Mayors, National Assoc. of Counties, National Assoc. of Towns and Townships, Environmental Council of States, Assoc. of State Drinking Water Administrators, Assoc. of Metropolitan Water Agencies, National Rural Water Assoc., American Water Works Assoc., American Public Works Assoc., National School Board Assoc., and the American Assoc. of School Board Administrators.

[2] As mandated under Executive Order 13132, *Federalism* (64 Fed. Reg. 43255, Aug. 4, 1999). EPA announced that the agency intends to use the meeting to also satisfy consultation requirements mandated by the Unfunded Mandates Reform Act.

AMERICAN OVERSIGHT

- Sec. (b)(8), Federal Assistance in Meeting SDWA Standards: Western Governors believe that the SDWA and its standards for drinking water contaminants have been instrumental in ensuring safe drinking water supplies for the nation. It is essential that the federal government, through EPA, provide adequate support to the states and water systems to meet federal requirements. Assistance is particularly needed for small and rural systems, which often lack the resources needed to comply with federal treatment standards.

- Sec. (b)(9), Drinking Water Standards: In any drinking water standards that the EPA may revise or propose for these and other contaminants, including disinfection byproducts, EPA should consider the disproportionate impact that such standards may have on Western states and give special consideration to feasible technology based on the resources and needs of smaller water systems.

- Sec. (b)(10), Risk Assessments: Analysis of the costs of treatment for drinking water contaminants should carefully determine the total costs of capital improvements, operation and maintenance when determining feasible technology that can be applied by small systems. These costs should be balanced against the anticipated human health benefits before implementing or revising drinking water standards.

- Sec. (b)(11): EPA Support and Technical Assistance: The federal government through EPA should provide states and local entities with adequate support and technical assistance to help them comply with federal water quality and drinking water requirements. EPA should also collaborate with and allow states to identify and establish priority areas, timelines, and focus on programs that provide the largest public health and environmental benefits

Background

In 2017, EPA announced plans to revise and strengthen provisions of the LCR, hastened by the recent drinking water supply crisis in Flint, MI, as well as other well-publicized failures of public water systems. EPA Administrator Scott Pruitt has also announced EPA's new war on lead and recently sent a letter to other Cabinet officials, announcing a Feb. 15 meeting to "consider actions that the federal partners may undertake over the next one to three years to further reduce childhood lead exposures and eliminate associated health impacts."

The LCR, first promulgated in 1991 and revised in 2000 and 2007, requires water systems to conduct tap sampling for lead and copper to determine what actions must be taken to reduce exposure to lead and copper. Under the LCR, water systems must work with their customers to collect samples from locations with lead service lines and/or leaded plumbing materials. When action levels are exceeded in more than ten percent of tap water samples collected during any monitoring period (i.e., if the 90th percentile level is greater than the action level), a water system must take certain actions, depending on the size of the system.

LCR Revisions, Federalism Consultation, and EPA Requests for Input

At the Jan. 8 federalism consultation, EPA presented slides that followed recommendations provided in a 2015 Report from the National Drinking Water Advisory Council (NDWAC), a Federal Advisory Committee established under the SDWA. Key areas of focus identified for LCR revisions include: (i) Lead Service Line Replacement; (ii) Corrosion Control Treatment; (iii) Tap Sampling; (iv) Public Education and Transparency; and (v) Renewed Copper Requirements. Noticeably

AMERICAN OVERSIGHT

absent was a clear and comprehensive discussion of costs to be borne by states or any enhancements to federal funding mechanisms for the extensive revisions presented.

1. **Lead Service Line Replacement:** Although lead plumbing fixtures (pipes, solder, flux) were banned under the SDWA in 1986, EPA estimates that 6.5 to 10 million lead service lines are currently still in use throughout the country. Estimates for replacing all lead service lines nationwide range from $16 to $80 billion. Adding complexity to replacement is the fact that, in most communities, lead service lines are partially or entirely privately-owned. Homeowners and renters may be unwilling or unable to replace the portion of the water lines located on their private property. There is a great deal of legal uncertainty as to the authority of EPA, states, local governments, and water utilities to mandate replacement of privately-owned lines and the payment for such replacement.

   EPA has requested input to the following questions regarding lead service line replacement - What are the opportunities and challenges to state and local governments if EPA were to modify the LCR to:

   a. Require systems to create an inventory of lead service lines currently in use?

   b. Require proactive full lead service line replacement on a specified schedule (*e.g.*, 10, 15, 25, 35 years from promulgation)?

   c. Allow partial lead service line replacement only for emergency repair or "unwilling or unable customers" when conducting infrastructure (*i.e.*, public water main) replacement?

   d. Require pitcher filters to be distributed and regularly maintained by public water systems for three months immediately following lead service line replacement?

2. **Improved Corrosion Control Treatment:** Corrosion control treatment involves the addition of chemicals or chemical adjustment of drinking water pH to reduce the corrosivity of drinking water and, thus, reduce the leaching of lead and copper from plumbing materials. If the lead or copper action level is exceeded in more than 10% of samples during any monitoring period, a water system must take certain actions. Requirements vary depending on the size of the water system at issue.

   EPA has requested input to the following questions regarding corrosion control treatment – What are the opportunities and challenges to state and local governments if EPA were to modify the LCR to:

   a. Change the current system size threshold for (currently 50,000 people served)?

   b. Require all systems with lead service lines (regardless of size of population served) to install and maintain corrosion control treatment?

   c. Require plumbed in point-of-use treatment devices to be provided (and regularly maintained) for households with lead service lines?

   d. Prescribe default requirements for corrosion control treatment that must be maintained unless a public water system can demonstrate the use of equally effective techniques to the state?

AMERICAN OVERSIGHT

e. Require public water systems to conduct periodic reviews of corrosion control treatment and demonstrate effectiveness to the states?

f. Require public water systems to find and fix problems in corrosion control treatment if a tap sample exceeds an action level?

3. **Transparency and Public Education:** The LCR requires public education within 60 days after discovery of systems that exceed the lead action level. Educational materials currently distributed include information on the sources and health effects of lead, as well as steps consumers can take to reduce exposure to lead in drinking water.

   EPA has requested input to the following questions regarding transparency and public education - What opportunities and challenges would state and local governments face if the LCR were revised to require:

   a. Public water systems to provide ongoing, targeted outreach with special emphasis on all customers with lead service lines?

   b. Public water systems to provide notification to customers within 24 hours of exceeding established action levels (as currently required by the 2016 WIIN Act)?

   c. Public Water Systems to make information available to customers concerning (i) the results of all tap sampling; (ii) results of water quality parameter monitoring, and (iii) the number and locations of lead service lines?

4. **Tap Sampling:** The LCR is the only national primary drinking water regulation that requires sampling in homes, often by the consumers themselves. EPA seeks input regarding tap sampling - what are the opportunities and challenges for states and local governments if sampling protocols under the LCR were revised to:

   a. Change where water systems are required to collect tap samples (*e.g.*, sites based on customer request, schools served by the system)?

   b. Change the way tap samples are collected (*e.g.*, increased number of samples, instruct customers to collect tap samples when drawing water for drinking or cooking)?

   c. Establish a household action level that, if exceeded, would trigger a report to the consumer and to the applicable health agency for follow-up?

5. **Revised Provisions Concerning Copper:** EPA seeks input regarding revisions to the copper provisions of the LCR - what opportunities and challenges would state and local governments face if EPA revised the LCR to:

   a. Establish a screen to determine if water systems have water aggressive to copper?

   b. Modify tap sampling requirements to separate sampling sites for copper from those for lead?

AMERICAN OVERSIGHT

Concerns Expressed by Participants During Jan. 8 Federalism Consultation

Participants in the Jan. 8 federalism consultation raised the following questions/issues relating to any potential updates to the LCR:

1. **Unfunded Mandates Imposed on States, Local Governments, and Water Utilities.** EPA estimates that lead service line replacement would cost an average of $4,700 for each private house/building. Some industry estimates place this number as high as $8,700 per line. Estimates for replacement of the millions of lead service lines currently in use range from $16 to $80 billion. EPA has implied that these costs would be borne by state and local governments and agencies.

2. **Lead Service Line Inventories.** What entities will be responsible for any required inventory of lead service lines that are currently in use? How will such inventories be conducted? What would be the scope of such inventory studies (*i.e.,* entire systems, select sampling, public/private water service lines)? Who would have access to / own the information that is developed as part of a federally-mandated lead service line inventory?

3. **Partial Lead Service Line Replacement.** Consultation participants expressed concern as to the effectiveness of only replacing lead service lines that are part of public water supply systems, rather than an all-inclusive approach to replace the entirety of lead service lines, including those portions located on private property.

4. **New National Standards.** Will and, if so, how new national standards for corrosion control treatment and action levels will be established and imposed. The current target levels for lead in drinking water were developed in the context of feasibility, rather than public health standards.

5. **Sampling at Water Service Lines vs. Taps.** Will EPA be distinguishing sample levels at the connection point from public water supplies from those measured at the tap? Several plumbing fixtures currently in use consist of lead solder and piping which is not factored into measurements from public water lines, but which are a source of lead ingestion.

6. **Public Outreach and Education.** Will utilities, states, and local governments be required to develop and implement public education campaigns? Will EPA establish a clearinghouse of educational materials that can be utilized?

7. **Private Sampling Requirements.** How to implement private tap sampling and confirm that such sampling is being conducted accurately and effectively.

Proposed Areas for Comment

The following issues are expressed in WGA policy and apply to the issues raised, and questions presented, by EPA in its Jan. 8 LCR federalism consultation:

1. Respect state laws and states' role as co-regulators under the SDWA.

2. Accurately assess all costs associated with any revisions to the LCR and clearly communicate what parties must cover such costs.

AMERICAN OVERSIGHT

3. Avoid imposing unfunded mandates on states and local governments.

4. Allow for flexibility to states in receiving and dispersing federal funds and grants.

5. Incorporate state involvement, data, and expertise into decisions surrounding LCR revisions and any standards established thereby.

6. Consult with individual states, through governors' offices, to fully understand the various concerns and potential impacts of any proposed LCR revisions.

Conclusion

EPA has prioritized LCR revisions as part of its larger "war on lead" which was recently announced by Administrator Pruitt. Planned revisions, as presented by EPA in its federalism consultation, could impose substantial financial burdens and regulatory duties on states and local governments. EPA has not presented detailed plans for federal funding beyond the mechanisms currently in place.

EPA has requested comments from WGA and other state and local officials in response to the concepts presented at the Jan. 8 federalism consultation. Several provisions of WGA Policy Resolution 2017-04, *Water Quality in the West* provide the basis for comments that express the views and concerns of Western Governors on this important issue. Comments must be received by Mar. 8, 2018.

WGA Staff: Ward Scott (wscott@westgov.org)

AMERICAN OVERSIGHT

Potential CERCLA Resolution

Action Request: Are the Governors interested in pursuing a new resolution regarding the Comprehensive Environmental Response, Compensation, and Liability Act (CERCLA or Superfund), 42 U.S.C. §9601 et. seq.?

Introduction

The Trump Administration has made the reform of the Superfund program a priority. CERCLA is also an area where there is a unique division of responsibility between the federal government and states, overlap with the principles espoused in WGA Policy Resolution 2017-01, *Building a Stronger State-Federal Relationship*, and a need to improve the program's operation from the perspective of state waste management officials.

This memorandum provides an overview of the Superfund program, describes the Administration's recent actions on CERCLA, and summarizes the recommendations of the Association of State & Territorial Solid Waste Management Officials (ASTSWMO) for improving the program.

Background

CERCLA was enacted to ensure the cleanup of sites that may endanger public health or the environment. It gave the Environmental Protection Agency (EPA) the authority to: (1) respond to actual and threatened releases of hazardous substances and pollutants that may pose an imminent and substantial danger; (2) compel parties responsible for the contamination (Potentially Responsible Parties or PRPs) to clean up the sites; and (3) pay for the cleanups and recover costs from PRPs.[1]

CERCLA also established a Hazardous Substance Superfund, a trust fund, and a process for federal agencies to use funding from federal appropriations. Since the 1995 expiration of taxes that originally funded the trust fund, appropriations have been the largest source of funding for the trust fund, as well as interest, fines and penalties, and recovery from PRPs. EPA may only use trust funds and conduct remedial actions at sites listed on the EPA's National Priority List (NPL).

At the request of a state, EPA may defer oversight of the cleanup of a site eligible for listing on the NPL to state cleanup programs and not list a site on the NPL.[2] States are also involved in the cleanup of sites eligible for the NPL in several ways, including:

- EPA must ensure meaningful and substantial state involvement in CERCLA response actions;[3]
- States may designate a release as its highest priority for listing on the NPL;[4]

[1] EPA's implementing regulations for CERCLA are at 40 CFR Part 300.
[2] 42 U.S.C. §9605(h).
[3] 40 CFR §300.500.
[4] 40 CFR §300.425(c); 40 CFR §300.515(c).

AMERICAN OVERSIGHT

- EPA must consult with states in the listing process and before deleting a site from the NPL prior to developing the notice of intent to delete;[5]

- EPA must communicate with states on Applicable or Relevant and Appropriate Requirements (ARARs) and respond to state comments on waivers from or disagreements about state ARARs;[6]

- EPA must consult with states before determining a remedial action;[7]

- States must agree to pay 10 percent of the cost of remedial actions, as well as all operations and maintenance costs, at non-federal NPL sites before EPA will pay for 90 percent of the remedial action;[8]

- If a state is the support agency, EPA must provide the state agency with an opportunity to review and comment on proposed plans and determinations at various stages of the cleanup;[9] and

- States can assume the lead oversight role at NPL sites under cooperative agreements with EPA.[10]

Federally owned and operated facilities are also subject to CERCLA and state laws concerning removal, remedial action, and enforcement.[11] EPA and the responsible federal agency must afford state and local officials the opportunity to participate in the planning and selection of the remedial action, including but not limited to the review of all applicable data.

Brownfields are sites where the expansion, redevelopment, or reuse is complicated by the actual or potential contamination of the site, which is not listed or proposed for listing on the NPL (and does not meet a few other statutory exclusions).[12] These sites are eligible for grants to state, local, and other government entities for characterization, assessment, and remediation.[13]

Current WGA Policy on CERCLA

Current WGA policy on CERCLA is limited to funding and liability issues with the cleanup of abandoned mines at the end of operations and preventing duplication of state financial assurance programs on the front-end of operations. Western Governors' direction on CERCLA cleanup is limited to the following in WGA Policy Resolution 2016-07, *Cleaning Up Abandoned Mines in the West*. Western Governors do not specify what remedies for CERCLA liabilities Congress and agencies should consider. In addition, the discussion of private-public partnerships is limited to only those partnerships that would facilitate cleanups by Good Samaritans. However, the cleanup of Superfund sites was emphasized by the Governors as a priority at their March 2017 breakfast with Administrator Pruitt.

---

[5] State/Federal Correspondence Concerning NPL Site Listing; 40 CFR §300.425(d).
[6] 40 CFR §300.515(d).
[7] 42 U.S.C. §9604(c)(2); *see also* 42 U.S.C. §9621; 40 CFR §300.515(e).
[8] 42 U.S.C. §9604(c)(3).
[9] 40 CFR §300.515(h)(3).
[10] 42 U.S.C. §9604(d).
[11] 42 U.S.C. §9620.
[12] 42 U.S.C. §9601(39).
[13] 42 U.S.C. §9604(k).

AMERICAN OVERSIGHT

Opportunities to Improve Superfund in the Trump Administration

EPA Draft 2018-2022 Strategic Plan

According to EPA's Draft 2018-2022 Strategic Plan, EPA plans to:

- Provide technical support to the states through technical support centers for remediating CERCLA designated contaminated sites and returning them to productive use.
- Assist regional, state, and local leaders in reducing costs and setting science-based cleanup levels in areas designated under CERCLA.
- Facilitate prompt site CERCLA cleanup and use an "enforcement first" approach that maximizes the participation of liable and viable parties in performing and paying for cleanups.
- Address liability concerns that can be a barrier to potential reuse of Superfund sites.
- Focus its resources on the highest priority sites, particularly those that may present an immediate risk to human health or the environment, and resolving formal disputes regarding federal facility cleanups under federal facility agreements.

Superfund Task Force

Administrator Pruitt created the Superfund Task Force to determine how EPA could restructure the cleanup process, realign incentives to promote expeditious remediation and revitalization, reduce burdens on cooperating parties, and encourage private investment. The Administrator required the Task Force to consider recommendations for expanding the role and addressing the liability concerns of states, tribes, and local governments. The Task Force Report includes the following recommendations potentially relevant to Western Governors:

- Improve the process for prioritization, review, and approval of sites on the NPL.
- Evaluate EPA retaining engagement and direction of the Feasibility Studies.
- Draft a proposed policy to clarify groundwater requirements for cleanups, which should reflect input from partners to CERCLA cleanups (e.g. federal facilities, state and tribal governments, communities, and environmental organizations).
- Review the use of and funding for third party contractors and potentially modify the protocol for use of outside contractors.
- Use alternative tools to pursue liable parties at NPL sites, including designating states as leads on sites.
- Develop guidance regarding: the use of special use funds as financial incentives for Potentially Responsible Parties (PRPs) and non-liable parties; prioritizing sites with potential for redevelopment to receive special use funds; and using special account funds to preserve scarce EPA and state resources.
- Promote efficiency and consistency in settlements, as well as PRPs' ability to reserve certain rights in settlement agreements.

AMERICAN OVERSIGHT

- Develop a policy for the regions, to be shared with, or ideally co-signed by federal agencies and the states, which reinforces the importance of the timelines in Federal Facility Agreements.

- Use Memorandums of Understanding with federal agencies, states, and tribes to identify lead agencies for each site or certain phases.

- Create a workgroup to research existing state programs and identify opportunities for independent third parties to perform tasks at NPL sites, such as long-term monitoring.

- Conduct stakeholder outreach, including to states, on Environmental Liability Transfer and other risk management approaches and create a national workgroup to identify creative risk management tools.

- Outline a potential new policy for third parties to identify or create opportunities for new investment in cleaning up contaminated sites and identify potential opportunities to expand Good Samaritans or other non-liable party approaches under section 107(d) for addressing liability issues and promoting sustainable redevelopment.

- Propose potential new enforcement guidance to address liability issues acting as a barrier to reuse for local governments, including issues raised by the applicability of the statutory liability protections potentially applicable to local governments.

- Facilitate the involvement of additional funding institutions; explore partnerships that could bring unique financing options to finance revitalization; and facilitate agreements that enable more non-liable parties to fund cleanups as part of site reuse activities.

- Convene regularly scheduled meetings with states, local governments and federally recognized tribes, as well as other groups.

- Establish a federal advisory committee to obtain state and local government concerns and to evaluate the effectiveness of the Task Force Recommendations in accelerating cleanup and reuse of Superfund sites.

EPA Superfund Lists

Superfund Sites for Immediate, Intense Attention List: EPA has released a list of Superfund site targeted for immediate, intense attention, which was one of the recommendations of the Superfund Task Force. The list is comprised of sites that require timely resolution of specific issues to expedite cleanup and that would benefit from the Administrator's direct engagement. There is no commitment of additional funding associated with the inclusion of a site on the list. This list currently includes sites in CA, CO, MT, NV, OK, OR, and WA.

Superfund Redevelopment Focus List: EPA has released a list of Superfund National Priorities List sites with the greatest expected redevelopment and commercial potential based on outside interest, access to transportation corridors, land values, and other factors. This list currently includes sites in CA, CO, ID, MT, OR, UT, and WA.

AMERICAN OVERSIGHT

Leaked Infrastructure Plan

A leaked Executive Branch infrastructure plan proposes "Principles for Infrastructure Improvement" regarding Brownfields and Superfund reform:

- Replicate the Brownfield Grant/Revolving Loan Fund Program for Superfund.
- Clarify EPA's ability to create special accounts for third party funds for CERCLA cleanup response without state assurances.
- Provide liability relief to states and municipalities acquiring contaminated property through actions as sovereign governments.
- Provide EPA express settlement authority to enter into administrative agreements.
- Integrate cleanup, infrastructure, and long-term stewardship needs by creating flexibility in funding and execution requirements.
- Clarify risks to non-liable third parties that perform Superfund cleanup.

ASTSWMO Recommendations for Improving the Superfund Process

The Association of State & Territorial Solid Waste Management Officials (ASTSWMO) has provided many recent recommendations for improving Superfund in testimony and publications. These recommendations are summarized below:

Testimony from August 1, 2017 Senate Environment and Public Works Committee hearing and Testimony from January 18, 2018 House Energy & Commerce Committee hearing

- EPA regional offices need to consistently apply policy and guidance and be held accountable for ensuring consistent implementation.
- EPA should improve the process for identifying states regulations as potential ARARs.
- CERCLA and its implementing regulations should clarify that state environmental covenant and land use control laws and regulations are essential components of many remedial actions, especially those that require longer lasting remediation activities and those which utilize risk management cleanup approaches.
- CERCLA's exemption from permits should be reconsidered, because it leads to inconsistency in the requirements for PRP-led, state-led, and EPA-led cleanups.
- Prior to transferring NPL sites to states, EPA should have the authority to consider whether a state has sufficient funds to pay 100% of the operation and maintenance costs. If a state does not have sufficient funds, CERCLA should provide a process for funding state shortfalls, including greater flexibility and credit for state "in-kind" contributions to cleanups.
- EPA should involve states in identifying sites for third party investment and piloting on how to accelerate remedies at those sites, which is one of the Superfund Task Force recommendations.

AMERICAN OVERSIGHT

- States and EPA should be authorized to enter into Cost Oversight Agreements where PRPs pay state oversight costs directly.

- EPA should include states in any settlements or consent decrees with PRPs.

- The federal facilities compliance provisions of CERCLA should be strengthened and clarified in a manner similar to improvements made to the federal Solid Waste Disposal Act through the Federal Facilities Compliance Act of 1992.

- Superfund should clearly recognize that investigations and cleanups conducted under other cleanup authorities achieve results at least as protective as CERCLA actions and more readily defer action to those programs when appropriate.

- EPA should ensure that needed regulatory cleanup standards for emerging contaminants are developed and updated in an expeditious manner using sound science and the best information available.

- Congress should consider authorizing states to directly implement the Preliminary Assessment/Site Inspection component of the program and the PRP-led and funded removal and remedial program components, while removal and remedial actions conducted by EPA using funding from the Superfund Trust Fund should continue to be implemented by EPA.

- The National Contingency Plan (NCP) should be updated to provide for a more streamlined process for managing and implementing PRP-led cleanups, as compared to cleanups conducted directly by EPA using funds from the Superfund Trust Fund where additional documentation may be required to support future cost-recovery efforts and other litigation needs.

October 31, 2017 Comments of EPA 2018-2022 Draft Strategic Plan

- Although states support moving sites through the cleanup process, any reprioritization of resources to focus on remedial actions, construction completions, ready-for-reuse determinations, and NPL site deletions cannot be at the expense of the pre-remedial program.

- EPA requires funding to provide a centralized and consistent clearinghouse for technical expertise that states cannot and should not maintain individually.

"On Time and Under Budget" Superfund Site Assessment Program Process Analysis: States' Perspectives, August 2017

- Additional Site Assessment Program federal funding is required for states to conduct the evaluation of sites for consideration for additional work and possible listing on the NPL.

- Provide training and possibly policy clarification to ensure that EPA Regions and states are aware of the options and flexibility available to them under the Site Assessment Program.

- Allow states to treat each site differently on a site-specific basis for the Site Assessment Program, not through a "one size fits all" requirement.

AMERICAN OVERSIGHT

Position Paper on 128(a) Brownfields Funding, April 27, 2017

- Increase funding for the Brownfields program to reflect and accommodate the steady increase in applications for grant funding.

Position Paper on Federal Facilities, October 2013

- Involve states in the critical decisions related to the environmental response and close-out actions at federal facilities.
- Federal agencies must provide designated state regulatory personnel with appropriate access to facilities and should meet all federal and state reporting and information requirements.
- Collaborate with states in the development of federal agencies' guidance, contracting practices, policy and regulation related to environmental compliance and remediation at federal facilities.
- Federal and state agencies should continue to adopt and implement the findings of the 1996 Federal Facilities Environmental Restoration Dialogue Final Report in the environmental restoration of all federal facilities.
- Develop federal legislation to clarify that federal facilities are subject to appropriate state regulations and are not unduly shielded by sovereign immunity and lead agency authority. In addition, states continue to oppose all legislative efforts resulting in the exemptions of federal facilities from federal and state environmental statutes.
- Federal, state, and local agencies must work collaboratively in establishing long-term stewardship decisions to ensure that remedies that do not achieve unrestricted use remain protective. State and local authorities regarding institutional controls must be recognized by the federal agencies.
- States and federal agencies should work collaboratively to address emerging contaminants unique to federal facilities.
- The federal government should ensure that federal agencies request and receive adequate funding to carry out both their responsibilities for regulatory compliance with all applicable federal and state regulations, and for remediation and restoration of federal facilities.
- Federal agencies should ensure that state costs for the regulation of federal facilities, including state oversight costs, are fully and timely reimbursed to the same extent and in the same manner as other regulated entities.
- With the increased use of performance-based remediation contracts, federal agencies must ensure that regulators are adequately involved at key stages of the contracting process both pre- and post-award. In addition, federal agency oversight of contractors must be maintained to minimize possible conflicts with state regulators concerning performance standards and completion of performance objectives.
- Community involvement is a requirement of most federal and/or state environmental regulations and should be adhered to by all parties. Approaches should recognize that communities are unique and have specific needs that vary from site to site.

AMERICAN OVERSIGHT

Now that 2018 is firmly underway, it is time to think about how to plan for the upcoming WGA resolution development cycle.

A reminder that, pursuant to the bylaws, WGA must receive all initial draft resolution by April 26. See full calendar for the cycle attached. Also attached is a complete list of all current policy resolutions and their expiration dates.

Based on the expiring resolutions, other resolution arrangements SAC has previously agreed to, new topics floated in recent weeks and the possibility of moving up resolutions to ease the transition after the 2018 elections, this promises to be a particularly substantial cycle. Below see my quick summary. We will plan to discuss this list and begin to get organized during the SAC call scheduled for January 25. I hope you can all plan to join us.

HP

Resolution expiring in June, 2018 (see notes).

#	Title	Date Adopted	Date Expires
2015-05	Transportation Infrastructure in the Western United States	June 2015	June 2018
2015-06	Enhanced Oil Recovery	June 2015	June 2018
2015-08	Water Resource Management in the West	June 2015	June 2018
2015-09	National Minerals Policy	June 2015	June 2018

Other Topics (see notes):

Amend Current Reso	Energy and Transmission – Vision document to pair with resolution passed in Dec. 2017.		

AMERICAN OVERSIGHT

Amend Current Reso.	Workforce Development – Resolution amendments to reflect Chair Initiative.		
Possible New Topic	Trade – Discussion on recent SAC calls indicates interest in a possible trade resolution this cycle.		
Possible New Topic	CERCLA --		
Renewal of Lapsed Resolution	Air Resolution – Per SAC, planned renewal of lapsed air resolution (principles already identified via discussions with WESTAR).		
Current – Move Up	Water Quality – Per SAC, Water Quality renewal will move up to restore pairing with Water Management Resolution.		
Current – Move Up	Foreign Visitor Preclearance (WGA staff suggests moving this up to June 2018 cycle, to help ease 2018-post election transition complexities).		
Current – Move Up	Transportation of Radioactive Waste, Radioactive Materials, and Spent Nuclear Fuel (This is set to expire December 2018. WGA staff suggests moving this up to June 2018 cycle, to help ease 2018-post election transition complexities).		
Current – Move Up	Cleaning Up Abandoned Mines in the West – Per discussion with CO, possible move up of resolution to solidify WGA involvement through transition, etc.		

AMERICAN OVERSIGHT

Air Quality and Methane Emissions Policy Resolution

Action Request: Does SAC support beginning the work group process for a new air resolution with the goals of SAC review at the March 2018 SAC meeting and finalization for the June 2018 WGA Annual Meeting?

Reasons for a New Air Resolution

Air quality and emissions policy involves distinctly western issues and presents opportunities for improving the state-federal relationship. WGA Policy Resolution 2014-13, *State Clean Air Act Authority and Air Quality Regulation*, expired in 2017 and WGA Policy Resolution 2015-02, *Methane Emissions Regulation*, will expire in 2018. During the revision of WGA Policy Resolution 2018-04, *Energy in the West*, SAC members discussed the incorporation of the WGA Policy Resolution 2015-02, *Methane Emissions Regulation*, in an air quality resolution.

Some of the policy objectives in these expired or expiring WGA air resolutions are now encompassed by WGA Policy Resolution 2017-01, *Building a Stronger State-Federal Relationship*. However, there are several important issues for Western Governors that WGA policy will no longer address without a new resolution, such as background ozone, regional haze, exceptional events, and methane emissions regulation.

Recent WGA Actions on Air Policy

In recent years, Western Governors have been most active on air quality and emissions policy through comments and letters on the Exceptional Events Rule (EER), ozone National Ambient Air Quality Standards (NAAQS), and the BLM and EPA methane rules:

- Appropriations Requests Testimony, FY 2017 and 2018
- August 11, 2016 Letter on White House review of final EER
- April 22, 2016 Comments on BLM Proposed Methane Rule
- February 3, 2016 Comments on Proposed EER
- August 27, 2015 Letter on Proposed Revisions to EER
- May 20, 2015 Letter on Plans for BLM Methane Rule
- March 27, 2015 Comments Proposed Ozone NAAQS

The Governors' regulatory reform recommendations, updated July 2017, urges federal agencies to:

- Recognize state authority under the Clean Air Act (CAA).
- Ensure that newly promulgated rules are drafted and issued, where appropriate, in coordination with existing regulations, considering elements and requirements common to both.
- Provide states and local entities with adequate support and technical assistance to help them comply with regulations promulgated under the CAA.

AMERICAN OVERSIGHT

NV-DA-20-0615-A-006214

- Collaborate with states to identify priority areas and focus on programs that provide the greatest benefit to air quality.

- Adhere closely to the timelines in the CAA.

- Recognize and account for unique circumstances of individual states. Avoid one-size-fits-all rulemakings (exceptional events and ozone example).

- Complete and publish timely guidance for state use in connection with implementation of the 2015 revised NAAQS for ground-level ozone.

- Avoid duplication of state programs. Permit states to create programs tailored to individual state needs, industries, and economies. Engage states as co-regulators (e.g. with respect to methane emissions).

- Provide those states with delegated authority timely implementation guidance when new and revised regulations are published.

On December 19, 2017, WGA held a webinar as part of the Forest and Rangeland Initiative on "Prescribed Fire: Smoke Management and Regulatory Challenges." The speakers described the air quality impacts from wildfire to public health, safety, and transportation, the benefits of prescribed fire to mitigate these impacts, and the barriers to increasing the use of prescribed fire. They noted the importance of coordination between state air agencies, state health departments, EPA, other federal agencies, and federal land managers for encouraging the use of prescribed fire to address wildfire air quality impacts. Despite changes to the Exceptional Events Rule, air quality impacts and public perception remain barriers to the use of prescribed fire.

Recent Federal Agency Actions on Air Quality and Methane Emissions

Air Quality

- EPA Draft 2018-2022 Strategic Plan states that EPA will: (1) work with states to accurately measure air quality and ensure that more Americans are living and working in areas that meet high air quality standards; (2) reduce non-attainment areas; (3) improve efficiency and effectiveness of State Implementation Plan (SIP) process, including EPA Review process; (4) provide grants and technical assistance to state, local, and tribal air pollution control agencies; and (5) engage in both domestic and international forums to address stratospheric ozone. EPA FY18-22 Transformation Strategy defines the strategic measure of meeting legal deadlines imposed on EPA.

- The Department of Commerce Report on Streamlining Permitting and Reducing Regulatory Burdens recommends that EPA extend NAAQS reviews from five to 10 years and delay the implementation of the 2015 NAAQS. The report notes that "the pace at which the [NAAQS] standard is being tightened is hurried/ implementation is further complicated by measurement and air quality modeling issues, in particular accounting for ozone transported from international sources." It also recommends that EPA "issue guidance on modeling concurrent with promulgation of revised" NAAQS.

AMERICAN OVERSIGHT

- EPA EO 13783 Energy Burdens Report notes that EPA has formed the Ozone Compliance Task Force, which is reviewing administrative options to enable states to enter into cooperative agreements with EPA to provide regulatory relief and meaningfully improve ozone air quality. It also describes plans to streamline SIP approvals through a nationally consistent process.

- In the Fall 2017 Unified Agenda on EPA's Regulatory Entries for Active Actions, EPA states that it is "considering developing implementing regulations that would increase consistency across EPA divisions and offices, increase reliability to affected stakeholders, and increase transparency during the development of regulatory actions." The rulemaking would "provide the public with a better understanding of how EPA is evaluating costs when developing a regulatory action and allow the public to provide better feedback to EPA on potential proposed rules. An Advanced Notice of Proposed Rulemaking is anticipated for February 2018. EPA also notes plans to update exceptional events guidance in its Statement of Regulatory Priorities.

- According to a November 2017 EPA presentation to WESTAR/WRAP, EPA is:

    - Considering whether to revise the 2013 Interim Exceptional Events Guidance Documents, Stratospheric Ozone Intrusions Document, Alternate Paths for Data Exclusion Document, and Prescribed Fire/Ozone Document.

    - Transitioning to a national electronic tracking system for Exceptional Events in 2018.

    - Planning on launching the State Plan Electronic Collection System (SPeCs) to provide an electronic system for the submission of SIPs, EPA review, and a public dashboard.

Methane Emissions

- EPA's Regulatory Entries for Active Actions as part of the Fall 2017 Unified Agenda describe is plans to reconsider its final rules: (1) "Oil and Natural Gas Sector: Emission Standards for New, Reconstructed, and Modified Sources,'' 82 FR 27645, with expectations of a Notice of Proposed Rulemaking in August 2018 and final rule in September 2019; and (2) "Release of Final Control Techniques Guidelines for the Oil and Natural Gas Industry," 81 FR 74798, with expectation of a Notice of Proposed Withdrawal by January 2018.

- BLM has suspended or delayed certain requirements in its final rule, "Waste Prevention, Production Subject to Royalties, and Resource Conservation," 81 FR 83008 (November 18, 2016) until January 17, 2019, while it engages in its regulatory review of the rule. DOI EO 13783 Energy Burdens Report states that BLM is "currently drafting a proposed rule that would eliminate overlap with [EPA's] Clean Air Act authorities while also clarifying regulatory provisions related to the beneficial use of gas on Federal and Indian Lands."

Strawman Resolution

A strawman WGA policy resolution 2018-XX, Air Quality and Emissions Regulation, is attached to this memorandum. This strawman resolution was drafted by looking at past and recent WGA policy work, areas where expanded policy may be beneficial in the new Administration, and in consultation with WESTAR, the Western States Air Resources Council.

WESTAR was involved with the initial drafting of WGA Policy Resolution 2014-13, *State Clean Air Act Authority and Air Quality Regulation*, and is participating in the State-Federal Relationship

AMERICAN OVERSIGHT

NV-DA-20-0615-A-006216

Coalition. WESTAR is comprised of representatives of state air quality agencies in Alaska, Arizona, California, Colorado, Hawaii, Idaho, Montana, Nevada, New Mexico, North Dakota, Oregon, South Dakota, Utah, Washington, and Wyoming.

Proposed Work Plan

- Jan. 26 – Please notify WGA staff that you would like to be included in the Air Resolution Work Group. A SAC member can join the work group at any point upon notification to WGA staff.
- Six weekly work group calls from the week of Jan. 29 to the week March 5. Suggested times and dates: (1) Wednesdays at 9 am or 1 pm MT; or (2) Fridays at 9 am MT.
- March 9 – Circulation of the work group's draft resolution to SAC.
- March 14 – Discussion of the work group's draft resolution at the SAC meeting.

WGA Staff: Britta Beckstead (bbeckstead@westgov.org)

AMERICAN OVERSIGHT

NV-DA-20-0615-A-006217

Western governors demand info on reorganization boundaries

Kellie Lunney, E&E News reporter

Published: Friday, February 2, 2018

The Western Governors' Association says the Interior Department hasn't given the group an opportunity yet to weigh in on proposed changes to bureaus' regional boundaries — a key component of the department's major reorganization effort.

"Western Governors regret that DOI did not seek input from western states on the impact of this proposal and did not seek to engage in meaningful consultation with Western Governors regarding these proposed changes," the group wrote in a letter yesterday to Secretary Ryan Zinke.

The letter says the group of governors "did not have the opportunity to hear in advance the basis for DOI's proposal and consequently were not able to provide comments before the proposal was released to the public on January 10."

Interior mapped out the management restructuring proposal — which includes dividing the department's various bureaus into 13 geographic regions across the country based on watershed and other natural resource lines — during January meetings with 150 senior executives at headquarters (*Greenwire*, Jan. 11).

A spokesman for the Western Governors' Association today said that "WGA was invited to one briefing call with other regional groups after the proposed boundary maps had been released." He was referring to a Jan. 12 phone briefing with Interior Associate Deputy Secretary Jim Cason on the department's draft regional boundaries.

WGA Chairman and South Dakota Gov. Dennis Daugaard (R) and WGA Vice Chairman and Hawaii Gov. David Ige (D) signed the Feb. 1 letter. It included a list of questions on the proposed reorganization as well as April 2017 correspondence to Zinke requesting an opportunity to provide feedback on the historic overhaul.

Interior spokeswoman Heather Swift said the governors "are welcome to share their ideas and opinions with the secretary personally, or their staff are also encouraged to reach out to the secretary's staff" on restructuring plans, adding that Zinke "always appreciates" when "governors reach out to him to weigh in on ideas."

Swift also pointed out that there is no "final proposal for regional boundaries or the reorganization" yet.

A list of 39 "frequently asked questions" sent from Interior to state and local stakeholders Jan. 19 about the proposed department restructuring said the regional boundaries will be in place later this year (*Greenwire*, Feb. 2).

"We urge you to delay implementation of these proposed regional boundary changes and engage with Governors about options that will both meet DOI's objectives and prove to be workable for state and local governments," said the Feb. 1 letter from WGA.

AMERICAN OVERSIGHT

Their questions ranged from how the department is assessing the cost of the overhaul to the impact of the proposal on the ability of Interior bureaus to coordinate with states. They also asked: "Why has DOI deviated from the use of state boundaries in this proposal?"

Interior's proposed boundary change could be particularly significant for the Bureau of Land Management, which currently divides the management of nearly 245 million federal acres in its jurisdiction mostly along state lines — not ecosystems.

Governors in the West have traditionally supported a single BLM state office, with one state director with whom their staff can coordinate on issues or problems. Any BLM move away from state boundaries is likely to encounter stiff resistance from stakeholders in both parties.

Twitter: @klunney Email: klunney@eenews.net

Interior deputy pitches agency overhaul to Utah's rural leaders

By Amy Joi O'Donoghue @amyjoi16
Published: February 2, 2018 6:54 pm

SALT LAKE CITY — Daggett County Commissioner Jack Lytle looked at a map of a proposed reorganization of Interior Department agencies by regions and not on state lines and was stricken.

"That was scary," he told the Interior's Associate Deputy Secretary James Cason during a Friday panel discussion in Salt Lake City hosted by Rep. Rob Bishop, R-Utah and his House Committee on Natural Resources.

The meeting at the Governor's Office of Economic Development put multiple rural county commissioners from several Western states in the same room with Cason, as well as Utah's Lt. Gov. Spencer Cox and James Ogsbury, executive director of the Western Governors Association.

In theory, everyone likes the idea of a more locally driven, reorganized Interior Department that eliminates duplication and paperwork, has individual agencies working together — not as silos — and merges broad functions like environmental reviews or compliance.

"When I look at the structure of some of our federal agencies, it really is the best the 1940s can buy. It's time," Cox said, acknowledging the need for an overhaul.

Interior Secretary Ryan Zinke has proposed a massive reorganization of the department — the largest in the agency's history — impacting its 2,400 offices across the nation.

He is particularly set on relocating the headquarters of the Bureau of Land Management, the U.S. Fish & Wildlife Service and the Bureau of Reclamation to the West — something Cason said could happen in fiscal year 2019.

AMERICAN OVERSIGHT

"Our land is out here and we are managing it from 3,000 miles away," Cason said.

During this fiscal year, Zinke has already turned a "fanciful" nod to upending the agency's structure by breaking all its smaller parts into 13 distinct regions delineated by major watersheds with unique flora and fauna.

"We've basically been organized in bureau stovepipes," Cason said, unveiling a map that would section off part of Utah into the Great Basin region and another part in the Colorado River region.

Nevada, noted a Nevada Farm Bureau representative, would be in three regions.

Cason said the idea is to merge the functions of these bureaus into regions and get decision-making closer to the ground where it impacts people and livelihoods.

"What we are trying to do is to create common boundaries that delineate specific geographic areas and get all of our employees to work together," Cason said.

"You can't get timely decisions, so the decisions go all the way up to the secretary level, instead of down at the field (level). People can't play nicely together in the sandbox."

Bishop said he organized the discussion because there has clearly been some consternation over the proposal by state and county leaders — and in D.C. — about the ramifications such a reorganization might bring.

Ogsbury, head of the Western Governors Association, said regional boundaries might create confusion over a state's sovereign role, and no reorganization can constitutionally diminish their role at the planning table.

Cason said the perimeters of the watershed boundaries were actually delineated by county boundaries to remain cognizant of local autonomy.

Local commissioners worried, however, that being swallowed up into a larger region might diminish the significance of their input.

"We already see it on so many levels," Carbon County Commissioner Jae Potter said during a break at the forum.

"We get overlooked."

AMERICAN OVERSIGHT



Realigning the State-Federal Relationship

Pew Charitable Trusts Conference Center, Carolinas Room
901 E Street, NW, Washington, DC

Tuesday, Feb. 27, 2018

7:45 – 8:15 a.m.	**Check-in, Coffee/Breakfast**
8:15 – 8:45 a.m.	**Opening Remarks** WGA Executive Director James Ogsbury will open the meeting with remarks and introductions, followed by reports from attending organizations.
8:45 a.m.	**Discussion: Summit Objectives** The attending organizations will have a discussion about goals for the summit.
9 – 9:30 a.m.	**States Are Not Stakeholders – Legal Primer** An examination of why each Executive department and agency should be required to have a clear and accountable process to provide each state early, meaningful and substantive input in the development of regulatory policies.
9:30 – 9:45 a.m.	**Break**

DRAFT

AMERICAN OVERSIGHT

9:45 – 10:45 a.m.	**White House Office of Management and Budget & Office of Information and Regulatory Affairs** Discussion of regulatory reform packages and the nexus to State-Federal Relationship.
10:45 – 11:30 a.m.	**Council on Environmental Quality** The topic will be an examination of the National Environmental Policy Act.
11:30 a.m–12:15 p.m.	**Lunch**
12:15 – 12:45 p.m.	**Roundtable Discussion on Federalism: Utah Governor Gary Herbert & Speaker's Task Force on Intergovernmental Affairs Chairman Rob Bishop**
12:45– 1:30 p.m.	**USDA & USFS** A conversation with representatives of the agencies.
1:30 – 2:15p.m.	**DOI / FWS / BLM** A conversation with representatives of the agencies.
2:15 – 3 p.m.	**EPA** A discussion on cooperative federalism in delegated authority context.
3 – 3:30 p.m.	**Department of Homeland Security / Federal Emergency Management Agency**
3:30 – 4 p.m.	**Department of Education**
4 p.m.	**Meeting Adjourns**
5:30 – 7 p.m.	**WGA-Hosted Reception** (*101 Constitution Ave NW #900, WDC)*

DRAFT

AMERICAN OVERSIGHT

January XX, 2018
Honorable Wilbur Ross
Secretary
U.S. Department of Commerce
1401 Constitution Avenue, N.W.
Washington, D.C. 20230

Dear Secretary Ross:

Robust international trade is essential to the economies of western states. Federal policies and relationships with international trade partners have created new markets for goods and services that are grown, produced or manufactured in western states and encouraged investments in our communities and businesses. Western Governors encourage federal policies that continue providing the stability and certainty upon which these successful trade relationships depend.

Commented [LD1]: 2/5: WA suggested additions

Canada and Mexico are top trade partners for most western states. Nationwide, agricultural exports to Canada and Mexico totaled $43 billion in 2016. According to the National Association of Manufacturers, Canada and Mexico purchase one-third of all U.S. manufactured goods exports.

Agreements between the United States and its trade partners provide a solid foundation for our citizens to engage in productive international trade activity, enhance our economic competitiveness, and contribute to the functioning of our local governments, states, and the nation. These agreements can and should be modernized to recognize advances in science and technology, resolve outstanding issues, protect U.S. workers and the environment, and ensure that the rules established by these agreements are enforced by all parties. Western Governors urge that any changes be undertaken without negatively affecting our citizens' ability to compete in the international marketplace or harming our overall economic competitiveness.

Commented [LD2]: 2/5: WA suggested addition

Western Governors support the economic opportunities for American goods and businesses facilitated by international trade agreements and encourage you to maintain the stability of the United States' trade policies.

Sincerely,

Dennis Daugaard
Governor of South Dakota
Chair, WGA

David Ige
Governor of Hawaii
Vice Chair, WGA

cc: Honorable Robert Lighthizer, United States Trade Representative
Honorable Sonny Perdue, Secretary, U.S. Department of Agriculture

DRAFT

AMERICAN OVERSIGHT

February xx, 2018

Honorable Steven Mnuchin
Secretary
U.S. Department of the Treasury
1500 Pennsylvania Avenue, N.W.
Washington, D.C. 20220

Dear Secretary Mnuchin:

On behalf of Western Governors, I am writing to inquire about the Department of the Treasury's plans to issue guidance for the application and/or implementation of "opportunity zones" designations under H.R. 1, the Tax Cuts and Jobs Act (Sec. 13823 of P.L. 115-97).

The Western Governors' Association (WGA) represents the Governors of 19 western states and three U.S. territories in the Pacific. The organization is an instrument of the Governors for bipartisan policy development, information exchange, and collective action on issues of critical importance to the West.

Section 13823 of the recently enacted tax bill contains the Investing in Opportunity Act, a bipartisan initiative of Senators Tim Scott (R-S.C.) and Cory Booker (D-N.J.). The new law is designed to spur investment and create new business opportunities in economically distressed communities. These economic incentives have the potential to be of great value to western states.

Governors are required by the statute to nominate population census tracts for designation as qualified opportunity zones by March 22, 2018. It has been reported that the Department may issue nomination guidance to states at some point. Such guidance could have a significant effect on a Governor's consideration of census tracts for nomination. It would be helpful to know whether, and when, the Department intends to offer nomination guidance.

Thank you for your prompt reply. Western Governors look forward to collaborating with you in genuine partnership as you implement the Investing in Opportunity Act provisions of H.R. 1. With appreciation and best wishes, I am

Respectfully,

James D. Ogsbury
Executive Director

DRAFT

AMERICAN OVERSIGHT

Western Governors' Policy Resolutions

#	Title	Date Adopted	Date Expires
2015-05	Transportation Infrastructure in the Western United States	June 2015	June 2018
2015-06	Enhanced Oil Recovery	June 2015	June 2018
2015-08	Water Resource Management in the West[1]	June 2015	June 2018
2015-09	National Minerals Policy[2]	June 2015	June 2018
2016-02	Foreign Visitor Preclearance	December 2015	December 2018
2016-03	Transportation of Radioactive Waste, Radioactive Materials, and Spent Nuclear Fuel[3]	December 2015	December 2018
2016-04	Federal-State Land Exchanges and Purchases[4]	June 2016	June 2019
2016-05	Combating Invasive Species[5]	June 2016	June 2019
2016-06	Wildland Fire Management and Resilient Landscapes[6]	June 2016	June 2019
2016-07	Cleaning Up Abandoned Mines in the West[7]	June 2016	June 2019
2016-10	National Parks and the West	June 2016	June 2019
2017-01	Building a Stronger State-Federal Relationship	December 2016	December 2019
2017-02	States' Share of Royalties and Leasing Revenues from Federal Lands and Minerals and States' Role in Associated Federal Policy[8]	December 2016	December 2019
2017-03	Tax-Exempt Federal Lands and Secure Rural Schools[9]	December 2016	December 2019
2017-04	Water Quality in the West[10]	December 2016	December 2019
2017-05	Storage and Disposal of Radioactive Waste and Spent Nuclear Fuel[11]	December 2016	December 2019
2017-06	Financial Assurance Regulation[12]	December 2016	December 2019
2017-07	The Regulation of Coal Combustion Residuals[13]	December 2016	December 2019

[1] Modified version of WGA Policy Resolution 2014-03, Water Resource Management in the West, originally approved December 2013.
[2] Modified version of WGA Policy Resolution 2013-06, National Minerals Policy, originally approved June 2013.
[3] Modified version of WGA Policy Resolution 2014-05, Transportation of Radioactive Waste and Radioactive Materials, originally approved December 2013.
[4] Modified version of WGA Policy Resolution 2013-01, Federal-State Land Exchanges and Purchases, originally approved June 2013.
[5] Modified version of WGA Policy Resolution 2013-02, Combating Invasive Species, originally approved June 2013.
[6] Modified version of WGA Policy Resolution 2013-03, Wildland Fire Management and Resilient Landscapes, originally approved June 2013.
[7] Modified version of WGA Policy Resolution 2013-05, Cleaning Up Abandoned Mines in the West, originally approved June 2013.
[8] Modified version of WGA Policy Resolution 2014-01, States' Share of Royalties and Leasing Revenues from Federal Lands, originally approved December 2013.
[9] Modified version of WGA Policy Resolution 2014-02, Tax-Exempt Federal Lands and Secure Rural Schools, originally approved December 2013.
[10] Modified version of WGA Policy Resolution 2014-04, Water Quality in the West, originally approved December 2013.
[11] Modified version of WGA Policy Resolution 2014-06, Storage and Disposal of Radioactive Waste and Spent Nuclear Fuel, originally approved December 2013.
[12] Modified version of WGA Policy Resolution 2014-07, Bonding for Mine Reclamation, originally approved December 2013.
[13] Modified version of WGA Policy Resolution 2014-08, The Regulation of Coal Combustion Residuals, originally approved December 2013.

AMERICAN OVERSIGHT

#	Title	Date Adopted	Date Expires
2017-08	State Wildlife Science, Data and Analysis[14]	June 2017	June 2020
2017-09	Western Agriculture[15]	June 2017	June 2020
2017-10	National Forest and Rangeland Management[16]	June 2017	June 2020
2017-11	Species Conservation and the Endangered Species Act[17]	June 2017	June 2020
2017-12	Workforce Development in the Western United States	June 2017	June 2020
2018-01	Wild Horse and Burro Management[18]	December 2017	December 2020
2018-02	Public Lands Grazing[19]	December 2017	December 2020
2018-03	Federal Disaster Recovery Assistance for Communities in the West[20]	December 2017	December 2020
2018-04	Energy in the West[21]	December 2017	December 2020

[14] Modified version of WGA Policy Resolution 2014-14, State Wildlife Science, Data and Analysis, originally approved June 2014. PR 2014-14 was a modified version of PR 2013-04, Conserving Wildlife and Crucial Habitat in the West, originally approved June 2013.

[15] Modified version of WGA Policy Resolution 2015-07, Western Agriculture, originally approved June 2015. PR 2015-07 was a modified version of PR 2013-07, Farm Bill and Western Agriculture, originally approved June 2013.

[16] Modified version of WGA Policy Resolution 2016-01, National Forest and Rangeland Management, originally approved December 2015.

[17] Modified version of WGA Policy 2016-08, Species Conservation and the Endangered Species Act, originally approved June 2016. PR 2016-08 was a modified version of PR 2013-08, Endangered Species Act, originally approved June 2013.

[18] Modified version of WGA Policy Resolution 2015-01, Wild Horses and Burro Management, originally approved December 2014.

[19] Modified version of WGA Policy Resolution 2015-03, Public Lands Grazing, originally approved December 2014.

[20] Modified version of WGA Policy Resolution 2015-04, Federal Disaster Recovery Assistance for Communities in the West, originally approved December 2014.

[21] Modified version of WGA Policy Resolution, 2016-09, Energy & Transmission Policy, originally approved June 2016. PR 2016-09 was a modified version of PR 2013-09, Energy Policy, originally approved June 2013.

AMERICAN OVERSIGHT

NV-DA-20-0615-A-006226

Western Governors' Association
Breakfast Meeting

D R A F T

Sunday, February 25, 2018

7:00 a.m. – Breakfast available
7:20 a.m. – Meeting

Hosted by Administrator Scott Pruitt
Chaired by Governor Dennis Daugaard, South Dakota
U.S. Environmental Protection Agency
1200 Pennsylvania Avenue N.W., *Green Room, 3rd Floor*
Washington, D.C. 20004

Please arrive via the North Courtyard

Agenda

7:00 a.m.	**Breakfast Available**
7:20 a.m.	**Welcome** *Scott Pruitt, Administrator, EPA*
7:30 a.m.	**Opening Remarks** *Dennis Daugaard, Governor of South Dakota and WGA Chairman*
7:40 a.m.	**Governors' Remarks**
8:20 a.m.	**Cabinet Officials' Remarks**
8:40 a.m.	**Roundtable Discussion**
9:20 a.m.	**Conclusion**

WGA Day-of Contacts:
Jim Ogsbury, Executive Director – (303) 520-1882
Troy Timmons, Director of Strategic Initiatives – (303) 618-4502

EPA Day-of Contacts:
Becky Cook-Shyovitz – (202) 309-4476
William Stull (Security) – (202) 695-9384

AMERICAN OVERSIGHT

Proposed draft letter to the Senate Environment and Public Works Committee chair from the Western Governors' Association

Western Governors offer these comments to the Chairman of Senate Committee on Environment and Public Works regarding proposed legislation to amend the Endangered Species Act (ESA). The Western Governors' Association (WGA) appreciates the Chairman's willingness to productively engage with Governors, and that the Chairman has approached this polarizing topic in an inclusive, thoughtful manner. The proposed bill reflects this fact and offers meaningful, bipartisan solutions to challenging species conservation issues.

WGA represents the Governors of the 19 western states and 3 U.S. territories in the Pacific. The association is an instrument of the Governors for bipartisan policy development, information-sharing, and collective action on issues of critical importance to the western United States. Issues surrounding the ESA and its implementation are increasingly important to Western Governors.

Congress passed the ESA in 1973, codifying the responsibility to protect imperiled species and the habitats upon which they rely. Since then, the ESA has prevented a number of extinctions and facilitated the recovery of some of our nation's most iconic species. Yet, the ESA is not perfect. We can and should continually strive to make it work better for wildlife and people.

For more than two years, the WGA Species Conservation and Endangered Species Act Initiative has engaged a diverse and bipartisan collection of interested organizations to discuss ways of improving the ESA's effectiveness and efficiency. Using a series of public workshops, facilitated work sessions, substantive webinars, and other tools, WGA gathered valuable insight that enabled Governors to adopt a series of recommendations for improving the ESA in June 2017.

Most of the WGA recommendations seek regulatory improvements because the rulemaking process does not require amending the statute. However, some recommendations can only be implemented through congressional action. The proposed bill is generally consistent with the WGA recommendations, and WGA offers its support for the portions of the bill that are consistent with existing Western Governors' policy. In other instances, the proposed bill addresses issues where WGA has no formal policy and as to those, WGA takes no position. With respect to each section of the bill:

Title I – Enhancing the Federal-State Partnership

Section 101. Definitions

Western Governors support directing the Secretary of the Interior to define the terms "great weight" and "maximum extent possible." Both terms enhance the Secretary's consultation requirements with states when implementing the ESA.

Section 102. Recovery Teams

Governors support establishing recovery teams that are empowered to develop and implement recovery plans, propose modifications to recovery plans when appropriate, and recommend delisting and downlisting listed species that the Secretary must act upon once the established recovery goals are met. Governors also support providing impacted states the opportunity to lead the recovery team, if they so choose.

DRAFT

AMERICAN OVERSIGHT

Too often, species that meet or exceed recovery goals for more than a decade remain listed. This prevents the allocation of resources to species that are truly imperiled, reduces public support for the species on the landscape, erodes support for the ESA with critical landowners, and leads to increased tension between state and federal wildlife management agencies.

Western Governors support the provision of this section that delays judicial review of a determination to delist a species until the conclusion of the statutorily mandated post-delisting monitoring review period as long as there is a federally reviewed and endorsed conservation plan in place. Delaying judicial review will allow state management plans to be implemented and evaluated for success.

Section 103. State-Federal consultation relating to conservation and recovery of wildlife.

Roughly 30 percent of all listed species have no recovery plan: some species languish more than 15 years with no discernable path to recovery. For species without recovery teams, Western Governors support empowering states to lead recovery plan development and implementation, subject to plan approval from the Secretary. This would reduce federal agency workload, allow for more efficient species recovery, and utilize local expertise to ensure local support for recovery efforts.

Section 104. Consultation with States regarding land acquisition.

Western Governors support language requiring the Secretary seek and give great weight to comments provided by states regarding proposed land acquisitions within that state's boundaries. This is consistent with WGA policy that seeks meaningful consultation opportunities for all ESA matters potentially impacting states.

Section 105. Cooperation with States and Indian Tribes.

Western Governors stress that states have primary management authority over all fish and wildlife within their borders and appreciate the language in this section recognizing this fact. Governors also support improving consultation requirements between states and the Secretary when implementing the ESA.

Section 106. State consultation regarding experimental populations.

Western Governors do not take a position regarding the specific language of this section; however, Governors generally support efforts to require increased consultation with states on matters related to ESA implementation.

Section 107. State participation in settlements.

Western Governors do not take a position regarding the specific language of this section; however, Governors generally support efforts to require increased consultation with states on matters related to ESA implementation.

Section 108. Award system for State agencies.

No position.

AMERICAN OVERSIGHT

Section 109. State feedback regarding U.S. Fish and Wildlife Service employees.

No position.

Title II – Encouraging Conservation Activities through Regulatory Certainty

Western Governors generally support efforts to improve regulatory certainty for public and private stakeholders that can encourage conservation. However, the Governors take no position with respect to the specific language in title II.

Title III – Strengthening Conservation Decisionmaking through Increased Transparency

Sec. 301. Policy relating to best scientific and commercial data available.

Western Governors support transparency, but also support protecting sensitive information about species or information that identifies the property of a specific landowner from disclosure under the Freedom of Information Act. Landowners frequently decline to participate in voluntary conservation programs because they fear information about their property will become part of the public record. Since private landowners control nearly 70 percent of all habitat in the United States, protecting privacy and providing certainty are critical for proper ESA implementation.

Sec. 302. Transparency of information.

Western Governors support requiring state approval before a federal agency releases state provided data. In many cases, states possess data that their laws prohibit disclosing to the public. If states provide this data to the federal agencies, and those agencies release that data to the public, states could be liable for violating their sunshine laws. Requiring state consent prior to federal agencies releasing state-provided data will alleviate this concern and result in better data for federal agencies to rely upon when making listing determinations.

Sec. 303. Information provided to States.

Western Governors support providing states with all information used in the federal decision-making process, subject to well-defined exceptions, and receiving comment from affected states prior to making a listing decision. Frequently, states possess valuable species information that federal agencies will find persuasive in listing determinations. This provision allows the federal agencies to make better decisions based on the evaluation of state data.

Sec. 304. Transparency in litigation.

No position.

Title IV—Optimizing Conservation Through Resource Prioritization

Sec. 401. Prioritization of listing petitions, reviews, and determinations.

Western Governors support the creation of a prioritization system for addressing listing petitions, reviews, and determinations. Congress established the current listing deadlines in 1982 to

AMERICAN OVERSIGHT

encourage timely determinations from the federal agencies. However, after more than 35 years, these arbitrary deadlines have outlived their usefulness. They discourage voluntary conservation, limit the development of good science for informed decision-making, and give rise to significant litigation.

Creating a prioritization schedule ensures the immediate protection of species at the greatest risk of extinction. Further, delaying listing determinations for species with active conservation plans provides incentive for states, local government, and private individuals to engage in proactive, voluntary conservation. Incentivizing conservation can eliminate the need to list a species, which is always better than a threatened or endangered finding. Finally, a prioritization schedule gives the federal agencies flexibility to prioritize their workload without the fear of litigation.

Title V—Studies to Improve Conservation

No position.

Title VI—Reauthorization

Sec. 601. Reauthorization.

Western Governors support efforts to reauthorize appropriations for the ESA.

Western Governors acknowledge that any congressional effort to amend the ESA will be complicated and spark diverse opinions. WGA supports your work to modernize the ESA and appreciates your efforts to conduct this process in a thoughtful, bipartisan manner. Each Governor reserves judgment on whether to continue supporting this bill as it moves through the legislative process. Please do not hesitate to contact us if we can be of further assistance.

Sincerely,

Western Governors

AMERICAN OVERSIGHT

Stephanie M. Klapstein

From: Holly Propst <hpropst@westgov.org>
Sent: Thursday, February 08, 2018 7:29 AM
To: abovingdon@mt.gov; Alex Whitaker; Alexandra Kaney; AngieByrnes; Bill Whitacre; Britta Beckstead; Carly Cordell; Casey Katims; Dan Baer; Deb Kinsley; Drew Johnston; dseiden@az.gov; esther.fleming@gov.mp; Gordon Larsen; Grace Beck; hmoore@az.gov; Holly Propst; James Ogsbury; Jason Miner; Jessica Crowder; Joe Rassenfoss; joepereira48@hotmail.com; Johanna Easter; John Chatburn; John Crowther; John Swartout; kadams@az.gov; Keith Gardner; Kevin Moss; kimberly.pallick@resources.ca.gov; kmathews@wdc.ca.gov; laurel.a.johnston@hawaii.gov; Lauren DeNinno; LeviBachmeier; Lisa Hiraoka; Loren Hatch; margaret.metcalfe@guam.gov; matt.konenkamp@state.sd.us; Matthew Deleon Guerrero; mike.mccartney@hawaii.gov; Nathan Sanderson; Pam Robinson; Patrick Holmes; Robert Duff; Robert Randall; Ruchi Sadhir; ryan@nevadadc.org; Sam Eaton; Sarah Olsen; Teal Takayama; Todd Ferrara; Toni Vigil; Troy Timmons; Ward Scott; Zach Bodhane
Subject: SAC Call Agenda - Today (February 8, 2018) -- 2 p.m. MT / 4 p.m. ET
Attachments: Interior Reorganization Stories.docx; Agenda WGA Breakfast.docx; Draft_Agenda_Feb2018Summit_01-29-18.pdf; Memo Spring2018ResolutionCycle.docx; Resolutions - Development Calendar_Spring2018.docx; All Resos Table 20171202.pdf; MEMO Air Resolution.docx; MEMO_CERCLA Resolution.docx; Memo-DOE funding for WIPP.docx; DRAFT - Trade Letter of Support_v2.docx; Congressional ActionReport Feb2-9 (003).docx; DOTreasury Opportunity Zones v2.docx; Memo_Rural Broadband Access.docx; 20180129 ESA Bill WGA Letter of Support_v1.docx; Memo_Federalism Assessment_Lead and Copper Rulemaking.docx

Importance: High

Dear SAC Members:

Just a reminder that we will be having a SAC call this afternoon.

SAC Call Agenda – Thursday, February 8, 2018

2:00 p.m. (MT) / 4 p.m. (ET)
1-800-704-9804, access code 38539797#

Executive Director's Report

- Report on SLC Forum on DOI Reorganization (Attachment)
- Governors-Cabinet Members Feb. 25 Breakfast (WDC)(Attachment) (*Zinke, Pruitt and Acosta RSVPed*)
- Congressional Hearing on State- Federal Relationship Feb. 27
- State and Local Government Associations Summit (WDC) Feb. 27 (Attachment)
- Coordination Call – Thursday, Feb. 15 at 2 p.m. MT?

Spring 2018 Resolutions Cycle

- Current Resolutions List (Attachment)
- Potential Topics (Attachments [4])
- Calendar (Attachment)

AMERICAN OVERSIGHT

NV-DA-20-0615-A-006232

NOTE: Based on outcome of our conversation tomorrow, I will be sending Word versions of current resolutions you identify as ripe for review out in the Friday email. That will assist in your efforts on redlining, etc.

Other Pending Projects:

- Letter to Senate EPW Committee on ESA Package (Attachment) -- ZB
- Trade Letter (This letter has now met the threshold necessary to advance as WGA letter (13 states: WA, ND, SD, NV, OR, CO, MT, WY, AK, ID, CA, UT, HI. There are several redline edits from the initial draft that now need to be dealt with) (Attachment) -- LD
- Congressional Wish List (Attachment) – T2
- Opportunity Zones Letter – Executive Director Signature (Attachment) – T2
- Lead and Copper Rulemaking (Federalism Assessment)(Attachment) – WS
- Rural Broadband (Attachment)

AMERICAN OVERSIGHT

WGA Resolutions Development Process Calendar –Spring 2018

Under the revised Western Governors' Association bylaws, initial drafts of resolutions must be circulated no less than 60 days prior to a vote of the Governors. **For the spring 2018 resolution cycle, that deadline will be April 26, 2018**[1]

Here is the calendar plan for the spring 2018 policy development cycle:

- **January 1 –April 26 1–**Staff Council members identify any policy issues their Governor may want to offer a resolution on, to be voted on by ballot in advance of the 2018 Annual Meeting. Interested states are identified to help craft a first draft of the resolution.
- **March 14**) –Spring 2018 SAC Strategic Planning Meeting (Denver, CO).
- **April 5**– Regularly Scheduled Biweekly SAC Call
- **April 19**– Regularly Scheduled Biweekly SAC Call
- **April 26–** Bylaw-driven deadline for all initial draft resolutions to be circulated to SAC.
- **May 3–** SAC call to review and discuss draft resolutions.[2]
- **May 10–** SAC call to review and discuss draft resolutions.
- **May 17–** SAC call to review and discuss draft resolutions.
- **May 21** – Governors-Only Call – to discuss any draft resolutions requiring gubernatorial direction.
- **May 24–** SAC call to review and discuss draft resolutions.
- **May 31–** SAC call to review and discuss draft resolutions.

[1] WGA Bylaws, Article VI(A)(3) : "A resolution may be proposed by a Director at any time. Providing sufficient time for deliberation, discussion and negotiation of its content, the Directors shall vote on the resolution (as revised or not during the review period) not less than sixty (60) days following the circulation of the initial draft to all the Directors."

[2] The resolution development calendar suggests moving to weekly SAC calls in May-mid-June to help facilitate negotiation of resolution language. If all weeks are not necessary, we will release dates accordingly.

DRAFT

AMERICAN OVERSIGHT

- **June 7–** SAC call to review and finalize all draft resolutions meeting bylaw requirements of co-sponsorship. Identify where language differences still exist and summarize the dispute for the Governors' consideration.

- **June 8** (COB)**--** All proposed resolutions with required co-sponsors and memo summarizing which resolutions are still in conflict sent to Vice Chair Ige.

- **June 8-11 —** Vice Chair Ige reviews and gathers Governors' input to any resolutions in conflict.

- **June 12 –** Meeting notice, resolutions and ballots go out to Governors.

- **June 22 –** Governors' completed ballots requested back to WGA staff.

- **June 24-27 –** Governors' 2018 Annual Meeting / announcement of resolution ballot results.

DRAFT

AMERICAN OVERSIGHT

MEMORANDUM

To: WGA Staff Advisory Council
From: Lauren DeNinno, Policy Advisor and WIPP Project Director
Date: 2/7/2018
Re: Funding and Consultation with DOE regarding WIPP Cooperative Agreement

---

Action Requested: Please advise WGA whether this is an area that Governor's wish to: a) assert their policy on Building a Stronger State-Federal Relationship generally; b) send a letter opposing the potential change to how this cooperative agreement is funded; or c) see their WIPP TAG members to directly address.

The Department of Energy (DOE) is considering changes to how cooperative agreements with the states for the safe and uneventful transportation of nuclear waste are funded. Nine western states currently receive funding through a cooperative agreement between WGA and DOE related to shipments of nuclear waste to the Waste Isolation Pilot Plant (WIPP) in New Mexico. Federal funding has been needs-based since the program's inception. Due to budget constraints, DOE is now considering switching to formula funding and has solicited suggestions from its Carlsbad Field Office (CBFO) regarding which factors would need to be weighted. DOE has not provided additional information or consulted with the states at this time.

Background

WIPP, located near Carlsbad, New Mexico, is the United States' (indeed, the world's) only deep geologic repository for the permanent disposal of nuclear waste. It was established by the WIPP Land Withdrawal Act (Public Law 102-579, as amended by P.L. 104-201) for the disposal of defense-generated transuranic (TRU) waste. Several DOE sites in the West generated TRU waste as a result of nuclear weapons production, including Idaho National Laboratory; Los Alamos and Sandia National Laboratories in New Mexico; Rocky Flats Environmental Technology Site in Colorado; the Hanford Site in Washington State; Lawrence Livermore and Lawrence Berkeley National Laboratories and GE Vallecitos Nuclear Center, all in California; and the Nevada Test Site.

The DOE Office of Environmental Management is responsible for cleaning up these legacy sites and transporting the TRU waste generated during cleanup activities to WIPP for permanent disposal. The WIPP Land Withdrawal Act directed DOE to develop transportation safety programs with any states or Indian tribes through whose jurisdiction the waste would be transported as well as to provide technical and financial assistance to the states and tribes to support the programs.

In 1989, the Secretary of Energy entered into a cooperative agreement with WGA to prepare procedures for planning and operating the WIPP transportation program. In turn, WGA established a Technical Advisory Group (TAG), consisting of representatives from western states[1] located along the WIPP transportation corridor, to address issues that would help ensure the "safe and uneventful" movement of the waste.

The cooperative agreement has been renewed several times and the current period of performance is through 6/30/2021. WGA serves as the pass-through entity for funds allocated from the federal

[1] Arizona, California, Colorado, Idaho, Oregon, Nebraska, Nevada, New Mexico, Texas, Utah, Washington and Wyoming

DRAFT

AMERICAN OVERSIGHT

government to be used by the states. These funds can be used by the states for a variety of purposes in support of the transportation safety program, including inspections, emergency response preparedness, program management and public information efforts. The level of funding varies by state and is approved by DOE on a yearly basis.

Funding Changes

The TAG learned in the summer of 2017 that DOE was considering a formula-based funding model for the cooperative agreement. James Mason, Institutional Affairs Manager at CBFO, communicated that reduced budgets have led to increased scrutiny and oversight of the cooperative agreements and that DOE is interested in tying the level of funding to the number of shipments that are expected to be completed each year.

Members of the TAG oppose a change from need-based funding. The funding states receive is used for a number of purposes, including fixed costs that do not vary based on the number of shipments DOE completes, such as program oversight, training, providing equipment to first responders and hospitals along the route, and maintaining qualified commercial vehicle inspectors. For this reason, states that are not currently on an active shipping route continue to receive funding to maintain readiness for resumption of shipments in the future.

Further, each state's needs vary in ways that would be difficult to account for in a formula. CBFO has suggested that factors such as whether the state inspects each shipment crossing its border, the number of miles traveled, and the size and number of populations centers along the route would be factors considered in the formula. However, additional state-by-state variations affect how much funding each state currently requires.

The WIPP Land Withdrawal Act directs DOE to "provide in-kind, financial, technical, and other appropriate assistance to any State or Indian tribe through whose jurisdiction the Secretary plans to transport transuranic waste to or from WIPP, for the purpose of WIPP-specific transportation safety programs".

Consultation with States

Beyond the potentially detrimental funding change, members of the TAG are also concerned by the deterioration of the collaborative relationship between the states and DOE in recent years. Congress recognized the benefits of a cooperative program between the states and DOE in the WIPP Land Withdrawal Act and enshrined that cooperation in statute. Further, in 1995, 2003, and 2009, DOE and WGA signed a Memorandum of Agreement[2] outlining the joint responsibilities of both parties for the safe and uneventful transportation of TRU waste to WIPP and "committing to work cooperatively".

Western Governors note the value of this cooperation in WGA Policy Resolution 2016-03, *Transportation of Radioactive Waste, Radioactive Materials, and Spent Nuclear Fuel,* which notes that "the success of the WIPP TRU waste transportation campaign is directly attributable to a collaborative partnership and planning effort between DOE and the western states to develop and implement the WGA WIPP Transportation Safety Program".

[2] The MOA is "to be reviewed and reaffirmed by the Secretary of Energy and the Western Governors within one year following the election of a new President of the United States". WGA initiated this process in May 2017 and has been told that the MOA is undergoing DOE legal review since that time.

DRAFT

AMERICAN OVERSIGHT

Nonetheless, DOE has not been honest nor forthcoming in its communication with the states regarding this proposed fundamental change to the program. The TAG expects the states, as full and equal partners in transportation safety program, to be consulted and to provide input at the outset of discussions on potential changes, not after DOE has already chosen its preferred path forward. If DOE is considering formula-based funding in particular, the input of the states on what factors need to be considered would be essential to the continued success of the partnership.

WGA Policy Nexus

In Policy Resolution 2016-03, Western Governors state that "DOE must continue to provide sufficient and timely in-kind, financial, technical and other appropriate assistance to any state or Indian tribe through whose jurisdiction TRU waste will be transported for the purpose of planning, developing and implementing the WGA WIPP Transportation Safety Program." Many members of the TAG believe that formula funding will not provide sufficient funding to many states.

More importantly, the TAG, which is composed of representatives designated by the Governors of each state, exists as an apparatus for state-federal consultation. Despite this and the clear intent of Congress in the WIPP Land Withdrawal Act, DOE is not engaging in early, meaningful or substantive consultation with the states as articulated in WGA Policy Resolution 2017-01, *Building a Stronger State-Federal Relationship.*

WGA Staff: Lauren DeNinno (ldeninno@westgov.org)

DRAFT

AMERICAN OVERSIGHT

MEMORANDUM

TO: WGA Staff Council
FROM: WGA Staff: Kevin Moss and Lauren DeNinno
DATE: February 8, 2018
RE: Rural Broadband Access

ACTION REQUESTED:

Western Governors support expanding broadband access to rural Americans in WGA Policy Resolution 2017-09, *Western Agriculture*. Please advise what avenues WGA should advance this policy, as rural broadband is emerging as a priority of the White House with directions for action to multiple agencies.

Introduction

Broadband internet access, defined as 25 Mbps download/3 Mbps upload, has become a modern necessity for individuals, businesses, schools, and government. It has the potential to connect rural communities to their more urban counterparts through telework, telehealth, online education and other tools. However, according to the Federal Communication Commission's (FCC) 2016 Broadband Progress Report, of the 34 million Americans that lack access to broadband coverage, 23.4 million live in rural communities. The disparity between rural and urban broadband access is mainly due to the high cost of building infrastructure and laying miles of fiberoptic cable to rural communities. New technology could potentially serve some rural western communities for a much lower cost than traditional broadband infrastructure.

Executive Branch Overview

Expanding rural broadband access has emerged as a clear priority of the Trump administration. President Trump issued Executive Order 13821 and a memorandum to DOI on January 8, 2018 to expedite and streamline rural broadband projects. The E.O. advocates using "all viable tools to accelerate the deployment and adoption of affordable, reliable, modern high-speed broadband connectivity in rural America," and that agencies "should seek to reduce barriers to capital investment, remove obstacles to broadband services, and more efficiently employ Government resources." The memorandum directs the Secretary of the Interior to develop a plan to increase access to tower facilities and other DOI infrastructure to support rural broadband development.

USDA released a report on January 8, 2018 highlighting the findings of the Interagency Task Force on Rural Prosperity and Agriculture. One of the identified objectives is achieving "e-connectivity" for rural America. Specific recommendations for increasing broadband connection in rural communities include "reducing regulatory barriers to infrastructure deployment" and "incentivizing private capital investment." USDA also emphasized the need to enhance rural high-speed internet access to support rural development in their 2018 Farm Bill & Legislative Priorities.

TV White Spaces Technology

AMERICAN OVERSIGHT

The high cost of laying fiber and building infrastructure combined with few potential customers is the main reason for the lack of broadband access in many rural communities. A potential low-cost solution to this problem is Microsoft's TV white spaces technology, which uses spectrum in the television band to provide wireless services. Microsoft's Ryan Harkins presented on this technology at the final Workforce Development Initiative workshop and the 2017 Winter Meeting.

TV white spaces technology has the potential to bring cost-effective broadband access to areas with a population density of 2-200 people/sq. mile, approximately 80% of rural America[1]. Fixed wireless 4G technology and satellite connections present more cost-effective access for higher and lower population densities, respectively.

Microsoft is partnering with local ISPs to conduct TV white spaces pilot projects in 13 states, including Arizona, Montana, North Dakota, South Dakota, and Washington. Microsoft supplies the hardware and technical expertise to get the projects up and running while the local ISP will run and maintain the network. Microsoft is focusing the pilot projects in areas where broadband access will have significant applications in agriculture, education, and health care. The pilot projects will demonstrate the technology's viability and encourage other companies to offer the service. Most of the pilot projects are still in the planning and development stage.

The FCC is currently considering policy measures that will affect the regulatory environment for the development of TV white spaces technology.

FCC Background

In April 2017, the FCC held their Spectrum Auction, in which licenses to operate at specific bands of electromagnetic spectrum were bought and sold between television stations and wireless providers. This auction, authorized by Congress as part of the 2012 Middle Class Tax Relief and Job Creation Act, incentivized broadcast stations to repurpose spectrum for mobile broadband and other licensed and unlicensed uses. All told, wireless broadband providers spent over $19 billion to purchase 70 MHz of spectrum in the 600 MHz band.

The next step in the FCC process is the "repack," the shuffling of TV stations and other services to new frequencies to most efficiently allocate the remaining spectrum. This complicated process will last until 2020. As part of the repack, channel 37 (608-614 MHz) and the "duplex gap" (652-663 MHz) will be allocated for *unlicensed* use by a variety of wireless services, including TV white spaces technology. The FCC is also considering reserving a third channel in the broadcast TV band (54-608 MHz) for unlicensed use, which would serve as the core broadband access channel for TV white space users. The FCC communicated a tentative decision to reserve this third "vacant" channel in FCC 15-68, a 2015 notice of proposed rulemaking. The FCC is planning to vote on whether to reserve this third unlicensed channel, but has not announced when the vote will be held.

Reserving a third unlicensed channel would help promote the adoption of TV white space technology in rural communities and Microsoft believes it is critical for the technology to be adopted at scale. However, reserving the channel could have potential negative impacts on local television providers and translator stations by reducing the amount of available television spectrum. These stations often provide free, over-the-air broadcasts for news, weather, and emergency messages that many rural Americans rely upon. A bipartisan coalition of 43

[1] *A Rural Broadband Strategy. Connecting Rural America to New Opportunities*. Microsoft (2017).

AMERICAN OVERSIGHT

Congressional representatives sent a letter to the FCC in July 2017 urging them to reserve three 6 MHz channels for unlicensed use to help promote rural broadband internet access.

On February 1st, the FCC finalized bidding procedures for the Connect America Fund Phase II Auction, and confirmed that TV white space bands could be used for "last mile" connection. The Phase II auction, scheduled for July 24th, 2018, will award up to $198 million annually for 10 years to service providers that commit to offer voice and broadband services to fixed locations in unserved high-cost areas.

WGA Policy Nexus

Western Governors support expanding broadband access to rural Americans in WGA Policy Resolution 2017-09 *Western Agriculture*, which states:

> Western Governors support the continued efforts of the Rural Utilities Service to provide financial assistance for drinking water, wastewater facilities and broadband connectivity in rural and remote areas, particularly in communities that have minimal or no such infrastructure. Expanding broadband access to rural America will allow citizens to compete in a global market and have access to IT health care, education and public safety resources.

In 2015, in anticipation of the Spectrum Auction, WGA also sent a letter to the FCC urging the commissioners to consider the needs of rural Americans and to ensure that the "auction process leaves no community without access to free, over-the-air television broadcasts."

WGA Policy Resolution 2017-12 Workforce Development in the West also notes that "workforce development challenges are particularly acute in rural communities." Participants in the Workforce Development Initiative identified the lack of rural broadband internet access as a serious challenge facing rural communities in the west. Broadband is essential for rural students to learn digital skills and take advantage of online resources. It is also critical for small business owners competing in a global marketplace. Many workforce development solutions for rural communities use online resources to deliver training and education opportunities.

Action Items

The following list presents the various ways in which WGA could engage on policy related to rural broadband deployment and access.

1. Engage with USDA about the connection between broadband access and rural development. Support the findings related to broadband deployment by the Interagency Task Force on Rural Prosperity and Agriculture Report and in the 2018 Farm Bill & Legislative Priorities.
2. Encourage DOI to consider rural communities' broadband needs when designating West-wide energy corridors under Section 368 of the Energy Policy Act of 2005. These corridors are intended to streamline permitting for linear infrastructure, which includes broadband infrastructure.
3. Send a letter to the FCC regarding the eventual vote on whether to reserve a third 6 MHz channel in the television band for unlicensed use.

AMERICAN OVERSIGHT

WGA Staff: Kevin Moss (kmoss@westgov.org) and Lauren DeNinno (ldeninno@westgov.org)

AMERICAN OVERSIGHT

WESTERN GOVERNORS' ASSOCIATION

TO: Staff Advisory Council
FROM: Ward Scott, WGA Policy Advisor
SUBJECT: EPA Lead and Copper Rule Revisions – Federalism Consultation
DATE: Feb. 7, 2018

On Jan. 8, WGA staff, as well as representatives from several organizations of state and local officials,[1] participated in a federalism consultation[2] with the EPA Office of Ground Water and Drinking Water to discuss long-term revisions to the Lead and Copper Rule (LCR) under the federal Safe Drinking Water Act (SDWA). EPA is soliciting federalism comments and has posed a series of questions for input from state and local officials. **Comments must be received on or before Mar. 8, 2018**.

The LCR, which applies to 68,000 public water systems nationwide, is a treatment technique rule that requires water systems to conduct tap sampling for lead and copper to determine actions water systems must take to reduce exposure to lead and copper in drinking water. EPA's presentation of potential revisions includes new requirements on states, local governments, and utilities which could impose substantial costs and particularly impact smaller, rural water systems.

Additional information on the LCR can be found at: https://www.epa.gov/dwreginfo/lead-and-copper-rule.

Action Requested: Please review the questions that have been posed by EPA, below, and provide input as to what issues should be addressed in any comments that WGA may submit as part of EPA's LCR federalism consultation.

Nexus to WGA Policy

Policy Resolution 2017-04, *Water Quality in the West*, contains the following applicable provisions:

---

[1] Other organizations participating in the consultation included: National Governors' Assoc., National Conference of State Legislatures, Council of State Governments, National League of Cities, U.S. Conference of Mayors, National Assoc. of Counties, National Assoc. of Towns and Townships, Environmental Council of States, Assoc. of State Drinking Water Administrators, Assoc. of Metropolitan Water Agencies, National Rural Water Assoc., American Water Works Assoc., American Public Works Assoc., National School Board Assoc., and the American Assoc. of School Board Administrators.

[2] As mandated under Executive Order 13132, *Federalism* (64 Fed. Reg. 43255, Aug. 4, 1999). EPA announced that the agency intends to use the meeting to also satisfy consultation requirements mandated by the Unfunded Mandates Reform Act.

AMERICAN OVERSIGHT

- Sec. (b)(8), Federal Assistance in Meeting SDWA Standards: Western Governors believe that the SDWA and its standards for drinking water contaminants have been instrumental in ensuring safe drinking water supplies for the nation. It is essential that the federal government, through EPA, provide adequate support to the states and water systems to meet federal requirements. Assistance is particularly needed for small and rural systems, which often lack the resources needed to comply with federal treatment standards.

- Sec. (b)(9), Drinking Water Standards: In any drinking water standards that the EPA may revise or propose for these and other contaminants, including disinfection byproducts, EPA should consider the disproportionate impact that such standards may have on Western states and give special consideration to feasible technology based on the resources and needs of smaller water systems.

- Sec. (b)(10), Risk Assessments: Analysis of the costs of treatment for drinking water contaminants should carefully determine the total costs of capital improvements, operation and maintenance when determining feasible technology that can be applied by small systems. These costs should be balanced against the anticipated human health benefits before implementing or revising drinking water standards.

- Sec. (b)(11): EPA Support and Technical Assistance: The federal government through EPA should provide states and local entities with adequate support and technical assistance to help them comply with federal water quality and drinking water requirements. EPA should also collaborate with and allow states to identify and establish priority areas, timelines, and focus on programs that provide the largest public health and environmental benefits

Background

In 2017, EPA announced plans to revise and strengthen provisions of the LCR, hastened by the recent drinking water supply crisis in Flint, MI, as well as other well-publicized failures of public water systems. EPA Administrator Scott Pruitt has also announced EPA's new war on lead and recently sent a letter to other Cabinet officials, announcing a Feb. 15 meeting to "consider actions that the federal partners may undertake over the next one to three years to further reduce childhood lead exposures and eliminate associated health impacts."

The LCR, first promulgated in 1991 and revised in 2000 and 2007, requires water systems to conduct tap sampling for lead and copper to determine what actions must be taken to reduce exposure to lead and copper. Under the LCR, water systems must work with their customers to collect samples from locations with lead service lines and/or leaded plumbing materials. When action levels are exceeded in more than ten percent of tap water samples collected during any monitoring period (i.e., if the 90th percentile level is greater than the action level), a water system must take certain actions, depending on the size of the system.

LCR Revisions, Federalism Consultation, and EPA Requests for Input

At the Jan. 8 federalism consultation, EPA presented slides that followed recommendations provided in a 2015 Report from the National Drinking Water Advisory Council (NDWAC), a Federal Advisory Committee established under the SDWA. Key areas of focus identified for LCR revisions include: (i) Lead Service Line Replacement; (ii) Corrosion Control Treatment; (iii) Tap Sampling; (iv) Public Education and Transparency; and (v) Renewed Copper Requirements. Noticeably

AMERICAN OVERSIGHT

absent was a clear and comprehensive discussion of costs to be borne by states or any enhancements to federal funding mechanisms for the extensive revisions presented.

1. **Lead Service Line Replacement:** Although lead plumbing fixtures (pipes, solder, flux) were banned under the SDWA in 1986, EPA estimates that 6.5 to 10 million lead service lines are currently still in use throughout the country. Estimates for replacing all lead service lines nationwide range from $16 to $80 billion. Adding complexity to replacement is the fact that, in most communities, lead service lines are partially or entirely privately-owned. Homeowners and renters may be unwilling or unable to replace the portion of the water lines located on their private property. There is a great deal of legal uncertainty as to the authority of EPA, states, local governments, and water utilities to mandate replacement of privately-owned lines and the payment for such replacement.

   EPA has requested input to the following questions regarding lead service line replacement - What are the opportunities and challenges to state and local governments if EPA were to modify the LCR to:

   a. Require systems to create an inventory of lead service lines currently in use?

   b. Require proactive full lead service line replacement on a specified schedule (*e.g.*, 10, 15, 25, 35 years from promulgation)?

   c. Allow partial lead service line replacement only for emergency repair or "unwilling or unable customers" when conducting infrastructure (*i.e.*, public water main) replacement?

   d. Require pitcher filters to be distributed and regularly maintained by public water systems for three months immediately following lead service line replacement?

2. **Improved Corrosion Control Treatment:** Corrosion control treatment involves the addition of chemicals or chemical adjustment of drinking water pH to reduce the corrosivity of drinking water and, thus, reduce the leaching of lead and copper from plumbing materials. If the lead or copper action level is exceeded in more than 10% of samples during any monitoring period, a water system must take certain actions. Requirements vary depending on the size of the water system at issue.

   EPA has requested input to the following questions regarding corrosion control treatment – What are the opportunities and challenges to state and local governments if EPA were to modify the LCR to:

   a. Change the current system size threshold for (currently 50,000 people served)?

   b. Require all systems with lead service lines (regardless of size of population served) to install and maintain corrosion control treatment?

   c. Require plumbed in point-of-use treatment devices to be provided (and regularly maintained) for households with lead service lines?

   d. Prescribe default requirements for corrosion control treatment that must be maintained unless a public water system can demonstrate the use of equally effective techniques to the state?

AMERICAN OVERSIGHT

e. Require public water systems to conduct periodic reviews of corrosion control treatment and demonstrate effectiveness to the states?

f. Require public water systems to find and fix problems in corrosion control treatment if a tap sample exceeds an action level?

3. **Transparency and Public Education:** The LCR requires public education within 60 days after discovery of systems that exceed the lead action level. Educational materials currently distributed include information on the sources and health effects of lead, as well as steps consumers can take to reduce exposure to lead in drinking water.

   EPA has requested input to the following questions regarding transparency and public education - What opportunities and challenges would state and local governments face if the LCR were revised to require:

   a. Public water systems to provide ongoing, targeted outreach with special emphasis on all customers with lead service lines?

   b. Public water systems to provide notification to customers within 24 hours of exceeding established action levels (as currently required by the 2016 WIIN Act)?

   c. Public Water Systems to make information available to customers concerning (i) the results of all tap sampling; (ii) results of water quality parameter monitoring, and (iii) the number and locations of lead service lines?

4. **Tap Sampling:** The LCR is the only national primary drinking water regulation that requires sampling in homes, often by the consumers themselves. EPA seeks input regarding tap sampling - what are the opportunities and challenges for states and local governments if sampling protocols under the LCR were revised to:

   a. Change where water systems are required to collect tap samples (*e.g.*, sites based on customer request, schools served by the system)?

   b. Change the way tap samples are collected (*e.g.*, increased number of samples, instruct customers to collect tap samples when drawing water for drinking or cooking)?

   c. Establish a household action level that, if exceeded, would trigger a report to the consumer and to the applicable health agency for follow-up?

5. **Revised Provisions Concerning Copper:** EPA seeks input regarding revisions to the copper provisions of the LCR - what opportunities and challenges would state and local governments face if EPA revised the LCR to:

   a. Establish a screen to determine if water systems have water aggressive to copper?

   b. Modify tap sampling requirements to separate sampling sites for copper from those for lead?

AMERICAN OVERSIGHT

Concerns Expressed by Participants During Jan. 8 Federalism Consultation

Participants in the Jan. 8 federalism consultation raised the following questions/issues relating to any potential updates to the LCR:

1. **Unfunded Mandates Imposed on States, Local Governments, and Water Utilities.** EPA estimates that lead service line replacement would cost an average of $4,700 for each private house/building. Some industry estimates place this number as high as $8,700 per line. Estimates for replacement of the millions of lead service lines currently in use range from $16 to $80 billion. EPA has implied that these costs would be borne by state and local governments and agencies.

2. **Lead Service Line Inventories.** What entities will be responsible for any required inventory of lead service lines that are currently in use? How will such inventories be conducted? What would be the scope of such inventory studies (*i.e.,* entire systems, select sampling, public/private water service lines)? Who would have access to / own the information that is developed as part of a federally-mandated lead service line inventory?

3. **Partial Lead Service Line Replacement.** Consultation participants expressed concern as to the effectiveness of only replacing lead service lines that are part of public water supply systems, rather than an all-inclusive approach to replace the entirety of lead service lines, including those portions located on private property.

4. **New National Standards.** Will and, if so, how new national standards for corrosion control treatment and action levels will be established and imposed. The current target levels for lead in drinking water were developed in the context of feasibility, rather than public health standards.

5. **Sampling at Water Service Lines vs. Taps.** Will EPA be distinguishing sample levels at the connection point from public water supplies from those measured at the tap? Several plumbing fixtures currently in use consist of lead solder and piping which is not factored into measurements from public water lines, but which are a source of lead ingestion.

6. **Public Outreach and Education.** Will utilities, states, and local governments be required to develop and implement public education campaigns? Will EPA establish a clearinghouse of educational materials that can be utilized?

7. **Private Sampling Requirements.** How to implement private tap sampling and confirm that such sampling is being conducted accurately and effectively.

Proposed Areas for Comment

The following issues are expressed in WGA policy and apply to the issues raised, and questions presented, by EPA in its Jan. 8 LCR federalism consultation:

1. Respect state laws and states' role as co-regulators under the SDWA.

2. Accurately assess all costs associated with any revisions to the LCR and clearly communicate what parties must cover such costs.

AMERICAN OVERSIGHT

3. Avoid imposing unfunded mandates on states and local governments.

4. Allow for flexibility to states in receiving and dispersing federal funds and grants.

5. Incorporate state involvement, data, and expertise into decisions surrounding LCR revisions and any standards established thereby.

6. Consult with individual states, through governors' offices, to fully understand the various concerns and potential impacts of any proposed LCR revisions.

Conclusion

EPA has prioritized LCR revisions as part of its larger "war on lead" which was recently announced by Administrator Pruitt. Planned revisions, as presented by EPA in its federalism consultation, could impose substantial financial burdens and regulatory duties on states and local governments. EPA has not presented detailed plans for federal funding beyond the mechanisms currently in place.

EPA has requested comments from WGA and other state and local officials in response to the concepts presented at the Jan. 8 federalism consultation. Several provisions of WGA Policy Resolution 2017-04, *Water Quality in the West* provide the basis for comments that express the views and concerns of Western Governors on this important issue. Comments must be received by Mar. 8, 2018.

WGA Staff: Ward Scott (wscott@westgov.org)

AMERICAN OVERSIGHT

Potential CERCLA Resolution

Action Request: Are the Governors interested in pursuing a new resolution regarding the Comprehensive Environmental Response, Compensation, and Liability Act (CERCLA or Superfund), 42 U.S.C. §9601 et. seq.?

Introduction

The Trump Administration has made the reform of the Superfund program a priority. CERCLA is also an area where there is a unique division of responsibility between the federal government and states, overlap with the principles espoused in WGA Policy Resolution 2017-01, *Building a Stronger State-Federal Relationship*, and a need to improve the program's operation from the perspective of state waste management officials.

This memorandum provides an overview of the Superfund program, describes the Administration's recent actions on CERCLA, and summarizes the recommendations of the Association of State & Territorial Solid Waste Management Officials (ASTSWMO) for improving the program.

Background

CERCLA was enacted to ensure the cleanup of sites that may endanger public health or the environment. It gave the Environmental Protection Agency (EPA) the authority to: (1) respond to actual and threatened releases of hazardous substances and pollutants that may pose an imminent and substantial danger; (2) compel parties responsible for the contamination (Potentially Responsible Parties or PRPs) to clean up the sites; and (3) pay for the cleanups and recover costs from PRPs.[1]

CERCLA also established a Hazardous Substance Superfund, a trust fund, and a process for federal agencies to use funding from federal appropriations. Since the 1995 expiration of taxes that originally funded the trust fund, appropriations have been the largest source of funding for the trust fund, as well as interest, fines and penalties, and recovery from PRPs. EPA may only use trust funds and conduct remedial actions at sites listed on the EPA's National Priority List (NPL).

At the request of a state, EPA may defer oversight of the cleanup of a site eligible for listing on the NPL to state cleanup programs and not list a site on the NPL.[2] States are also involved in the cleanup of sites eligible for the NPL in several ways, including:

- EPA must ensure meaningful and substantial state involvement in CERCLA response actions;[3]
- States may designate a release as its highest priority for listing on the NPL;[4]

[1] EPA's implementing regulations for CERCLA are at 40 CFR Part 300.
[2] 42 U.S.C. §9605(h).
[3] 40 CFR §300.500.
[4] 40 CFR §300.425(c); 40 CFR §300.515(c).

AMERICAN OVERSIGHT

- EPA must consult with states in the listing process and before deleting a site from the NPL prior to developing the notice of intent to delete;[5]

- EPA must communicate with states on Applicable or Relevant and Appropriate Requirements (ARARs) and respond to state comments on waivers from or disagreements about state ARARs;[6]

- EPA must consult with states before determining a remedial action;[7]

- States must agree to pay 10 percent of the cost of remedial actions, as well as all operations and maintenance costs, at non-federal NPL sites before EPA will pay for 90 percent of the remedial action;[8]

- If a state is the support agency, EPA must provide the state agency with an opportunity to review and comment on proposed plans and determinations at various stages of the cleanup;[9] and

- States can assume the lead oversight role at NPL sites under cooperative agreements with EPA.[10]

Federally owned and operated facilities are also subject to CERCLA and state laws concerning removal, remedial action, and enforcement.[11] EPA and the responsible federal agency must afford state and local officials the opportunity to participate in the planning and selection of the remedial action, including but not limited to the review of all applicable data.

Brownfields are sites where the expansion, redevelopment, or reuse is complicated by the actual or potential contamination of the site, which is not listed or proposed for listing on the NPL (and does not meet a few other statutory exclusions).[12] These sites are eligible for grants to state, local, and other government entities for characterization, assessment, and remediation.[13]

Current WGA Policy on CERCLA

Current WGA policy on CERCLA is limited to funding and liability issues with the cleanup of abandoned mines at the end of operations and preventing duplication of state financial assurance programs on the front-end of operations. Western Governors' direction on CERCLA cleanup is limited to the following in WGA Policy Resolution 2016-07, *Cleaning Up Abandoned Mines in the West*. Western Governors do not specify what remedies for CERCLA liabilities Congress and agencies should consider. In addition, the discussion of private-public partnerships is limited to only those partnerships that would facilitate cleanups by Good Samaritans. However, the cleanup of Superfund sites was emphasized by the Governors as a priority at their March 2017 breakfast with Administrator Pruitt.

---

[5] State/Federal Correspondence Concerning NPL Site Listing; 40 CFR §300.425(d).
[6] 40 CFR §300.515(d).
[7] 42 U.S.C. §9604(c)(2); *see also* 42 U.S.C. §9621; 40 CFR §300.515(e).
[8] 42 U.S.C. §9604(c)(3).
[9] 40 CFR §300.515(h)(3).
[10] 42 U.S.C. §9604(d).
[11] 42 U.S.C. §9620.
[12] 42 U.S.C. §9601(39).
[13] 42 U.S.C. §9604(k).

AMERICAN OVERSIGHT

Opportunities to Improve Superfund in the Trump Administration

EPA Draft 2018-2022 Strategic Plan

According to EPA's Draft 2018-2022 Strategic Plan, EPA plans to:

- Provide technical support to the states through technical support centers for remediating CERCLA designated contaminated sites and returning them to productive use.
- Assist regional, state, and local leaders in reducing costs and setting science-based cleanup levels in areas designated under CERCLA.
- Facilitate prompt site CERCLA cleanup and use an "enforcement first" approach that maximizes the participation of liable and viable parties in performing and paying for cleanups.
- Address liability concerns that can be a barrier to potential reuse of Superfund sites.
- Focus its resources on the highest priority sites, particularly those that may present an immediate risk to human health or the environment, and resolving formal disputes regarding federal facility cleanups under federal facility agreements.

Superfund Task Force

Administrator Pruitt created the Superfund Task Force to determine how EPA could restructure the cleanup process, realign incentives to promote expeditious remediation and revitalization, reduce burdens on cooperating parties, and encourage private investment. The Administrator required the Task Force to consider recommendations for expanding the role and addressing the liability concerns of states, tribes, and local governments. The Task Force Report includes the following recommendations potentially relevant to Western Governors:

- Improve the process for prioritization, review, and approval of sites on the NPL.
- Evaluate EPA retaining engagement and direction of the Feasibility Studies.
- Draft a proposed policy to clarify groundwater requirements for cleanups, which should reflect input from partners to CERCLA cleanups (e.g. federal facilities, state and tribal governments, communities, and environmental organizations).
- Review the use of and funding for third party contractors and potentially modify the protocol for use of outside contractors.
- Use alternative tools to pursue liable parties at NPL sites, including designating states as leads on sites.
- Develop guidance regarding: the use of special use funds as financial incentives for Potentially Responsible Parties (PRPs) and non-liable parties; prioritizing sites with potential for redevelopment to receive special use funds; and using special account funds to preserve scarce EPA and state resources.
- Promote efficiency and consistency in settlements, as well as PRPs' ability to reserve certain rights in settlement agreements.

AMERICAN OVERSIGHT

- Develop a policy for the regions, to be shared with, or ideally co-signed by federal agencies and the states, which reinforces the importance of the timelines in Federal Facility Agreements.

- Use Memorandums of Understanding with federal agencies, states, and tribes to identify lead agencies for each site or certain phases.

- Create a workgroup to research existing state programs and identify opportunities for independent third parties to perform tasks at NPL sites, such as long-term monitoring.

- Conduct stakeholder outreach, including to states, on Environmental Liability Transfer and other risk management approaches and create a national workgroup to identify creative risk management tools.

- Outline a potential new policy for third parties to identify or create opportunities for new investment in cleaning up contaminated sites and identify potential opportunities to expand Good Samaritans or other non-liable party approaches under section 107(d) for addressing liability issues and promoting sustainable redevelopment.

- Propose potential new enforcement guidance to address liability issues acting as a barrier to reuse for local governments, including issues raised by the applicability of the statutory liability protections potentially applicable to local governments.

- Facilitate the involvement of additional funding institutions; explore partnerships that could bring unique financing options to finance revitalization; and facilitate agreements that enable more non-liable parties to fund cleanups as part of site reuse activities.

- Convene regularly scheduled meetings with states, local governments and federally recognized tribes, as well as other groups.

- Establish a federal advisory committee to obtain state and local government concerns and to evaluate the effectiveness of the Task Force Recommendations in accelerating cleanup and reuse of Superfund sites.

EPA Superfund Lists

Superfund Sites for Immediate, Intense Attention List: EPA has released a list of Superfund site targeted for immediate, intense attention, which was one of the recommendations of the Superfund Task Force. The list is comprised of sites that require timely resolution of specific issues to expedite cleanup and that would benefit from the Administrator's direct engagement. There is no commitment of additional funding associated with the inclusion of a site on the list. This list currently includes sites in CA, CO, MT, NV, OK, OR, and WA.

Superfund Redevelopment Focus List: EPA has released a list of Superfund National Priorities List sites with the greatest expected redevelopment and commercial potential based on outside interest, access to transportation corridors, land values, and other factors. This list currently includes sites in CA, CO, ID, MT, OR, UT, and WA.

AMERICAN OVERSIGHT

Leaked Infrastructure Plan

A leaked Executive Branch infrastructure plan proposes "Principles for Infrastructure Improvement" regarding Brownfields and Superfund reform:

- Replicate the Brownfield Grant/Revolving Loan Fund Program for Superfund.
- Clarify EPA's ability to create special accounts for third party funds for CERCLA cleanup response without state assurances.
- Provide liability relief to states and municipalities acquiring contaminated property through actions as sovereign governments.
- Provide EPA express settlement authority to enter into administrative agreements.
- Integrate cleanup, infrastructure, and long-term stewardship needs by creating flexibility in funding and execution requirements.
- Clarify risks to non-liable third parties that perform Superfund cleanup.

ASTSWMO Recommendations for Improving the Superfund Process

The Association of State & Territorial Solid Waste Management Officials (ASTSWMO) has provided many recent recommendations for improving Superfund in testimony and publications. These recommendations are summarized below:

Testimony from August 1, 2017 Senate Environment and Public Works Committee hearing and Testimony from January 18, 2018 House Energy & Commerce Committee hearing

- EPA regional offices need to consistently apply policy and guidance and be held accountable for ensuring consistent implementation.
- EPA should improve the process for identifying states regulations as potential ARARs.
- CERCLA and its implementing regulations should clarify that state environmental covenant and land use control laws and regulations are essential components of many remedial actions, especially those that require longer lasting remediation activities and those which utilize risk management cleanup approaches.
- CERCLA's exemption from permits should be reconsidered, because it leads to inconsistency in the requirements for PRP-led, state-led, and EPA-led cleanups.
- Prior to transferring NPL sites to states, EPA should have the authority to consider whether a state has sufficient funds to pay 100% of the operation and maintenance costs. If a state does not have sufficient funds, CERCLA should provide a process for funding state shortfalls, including greater flexibility and credit for state "in-kind" contributions to cleanups.
- EPA should involve states in identifying sites for third party investment and piloting on how to accelerate remedies at those sites, which is one of the Superfund Task Force recommendations.

AMERICAN OVERSIGHT

- States and EPA should be authorized to enter into Cost Oversight Agreements where PRPs pay state oversight costs directly.

- EPA should include states in any settlements or consent decrees with PRPs.

- The federal facilities compliance provisions of CERCLA should be strengthened and clarified in a manner similar to improvements made to the federal Solid Waste Disposal Act through the Federal Facilities Compliance Act of 1992.

- Superfund should clearly recognize that investigations and cleanups conducted under other cleanup authorities achieve results at least as protective as CERCLA actions and more readily defer action to those programs when appropriate.

- EPA should ensure that needed regulatory cleanup standards for emerging contaminants are developed and updated in an expeditious manner using sound science and the best information available.

- Congress should consider authorizing states to directly implement the Preliminary Assessment/Site Inspection component of the program and the PRP-led and funded removal and remedial program components, while removal and remedial actions conducted by EPA using funding from the Superfund Trust Fund should continue to be implemented by EPA.

- The National Contingency Plan (NCP) should be updated to provide for a more streamlined process for managing and implementing PRP-led cleanups, as compared to cleanups conducted directly by EPA using funds from the Superfund Trust Fund where additional documentation may be required to support future cost-recovery efforts and other litigation needs.

October 31, 2017 Comments of EPA 2018-2022 Draft Strategic Plan

- Although states support moving sites through the cleanup process, any reprioritization of resources to focus on remedial actions, construction completions, ready-for-reuse determinations, and NPL site deletions cannot be at the expense of the pre-remedial program.

- EPA requires funding to provide a centralized and consistent clearinghouse for technical expertise that states cannot and should not maintain individually.

"On Time and Under Budget" Superfund Site Assessment Program Process Analysis: States' Perspectives, August 2017

- Additional Site Assessment Program federal funding is required for states to conduct the evaluation of sites for consideration for additional work and possible listing on the NPL.

- Provide training and possibly policy clarification to ensure that EPA Regions and states are aware of the options and flexibility available to them under the Site Assessment Program.

- Allow states to treat each site differently on a site-specific basis for the Site Assessment Program, not through a "one size fits all" requirement.

AMERICAN OVERSIGHT

Position Paper on 128(a) Brownfields Funding, April 27, 2017

- Increase funding for the Brownfields program to reflect and accommodate the steady increase in applications for grant funding.

Position Paper on Federal Facilities, October 2013

- Involve states in the critical decisions related to the environmental response and close-out actions at federal facilities.
- Federal agencies must provide designated state regulatory personnel with appropriate access to facilities and should meet all federal and state reporting and information requirements.
- Collaborate with states in the development of federal agencies' guidance, contracting practices, policy and regulation related to environmental compliance and remediation at federal facilities.
- Federal and state agencies should continue to adopt and implement the findings of the 1996 Federal Facilities Environmental Restoration Dialogue Final Report in the environmental restoration of all federal facilities.
- Develop federal legislation to clarify that federal facilities are subject to appropriate state regulations and are not unduly shielded by sovereign immunity and lead agency authority. In addition, states continue to oppose all legislative efforts resulting in the exemptions of federal facilities from federal and state environmental statutes.
- Federal, state, and local agencies must work collaboratively in establishing long-term stewardship decisions to ensure that remedies that do not achieve unrestricted use remain protective. State and local authorities regarding institutional controls must be recognized by the federal agencies.
- States and federal agencies should work collaboratively to address emerging contaminants unique to federal facilities.
- The federal government should ensure that federal agencies request and receive adequate funding to carry out both their responsibilities for regulatory compliance with all applicable federal and state regulations, and for remediation and restoration of federal facilities.
- Federal agencies should ensure that state costs for the regulation of federal facilities, including state oversight costs, are fully and timely reimbursed to the same extent and in the same manner as other regulated entities.
- With the increased use of performance-based remediation contracts, federal agencies must ensure that regulators are adequately involved at key stages of the contracting process both pre- and post-award. In addition, federal agency oversight of contractors must be maintained to minimize possible conflicts with state regulators concerning performance standards and completion of performance objectives.
- Community involvement is a requirement of most federal and/or state environmental regulations and should be adhered to by all parties. Approaches should recognize that communities are unique and have specific needs that vary from site to site.

AMERICAN OVERSIGHT

NV-DA-20-0615-A-006255

Now that 2018 is firmly underway, it is time to think about how to plan for the upcoming WGA resolution development cycle.

A reminder that, pursuant to the bylaws, WGA must receive all initial draft resolution by April 26. See full calendar for the cycle attached. Also attached is a complete list of all current policy resolutions and their expiration dates.

Based on the expiring resolutions, other resolution arrangements SAC has previously agreed to, new topics floated in recent weeks and the possibility of moving up resolutions to ease the transition after the 2018 elections, this promises to be a particularly substantial cycle. Below see my quick summary. We will plan to discuss this list and begin to get organized during the SAC call scheduled for January 25. I hope you can all plan to join us.

HP

Resolution expiring in June, 2018 (see notes).

#	Title	Date Adopted	Date Expires
2015-05	Transportation Infrastructure in the Western United States	June 2015	June 2018
2015-06	Enhanced Oil Recovery	June 2015	June 2018
2015-08	Water Resource Management in the West	June 2015	June 2018
2015-09	National Minerals Policy	June 2015	June 2018

Other Topics (see notes):

Amend Current Reso	Energy and Transmission – Vision document to pair with resolution passed in Dec. 2017.		

AMERICAN OVERSIGHT

Amend Current Reso.	Workforce Development – Resolution amendments to reflect Chair Initiative.		
Possible New Topic	Trade – Discussion on recent SAC calls indicates interest in a possible trade resolution this cycle.		
Possible New Topic	CERCLA --		
Renewal of Lapsed Resolution	Air Resolution – Per SAC, planned renewal of lapsed air resolution (principles already identified via discussions with WESTAR).		
Current – Move Up	Water Quality – Per SAC, Water Quality renewal will move up to restore pairing with Water Management Resolution.		
Current – Move Up	Foreign Visitor Preclearance (WGA staff suggests moving this up to June 2018 cycle, to help ease 2018-post election transition complexities).		
Current – Move Up	Transportation of Radioactive Waste, Radioactive Materials, and Spent Nuclear Fuel (This is set to expire December 2018. WGA staff suggests moving this up to June 2018 cycle, to help ease 2018-post election transition complexities).		
Current – Move Up	Cleaning Up Abandoned Mines in the West – Per discussion with CO, possible move up of resolution to solidify WGA involvement through transition, etc.		

AMERICAN OVERSIGHT

Air Quality and Methane Emissions Policy Resolution

Action Request: Does SAC support beginning the work group process for a new air resolution with the goals of SAC review at the March 2018 SAC meeting and finalization for the June 2018 WGA Annual Meeting?

Reasons for a New Air Resolution

Air quality and emissions policy involves distinctly western issues and presents opportunities for improving the state-federal relationship. WGA Policy Resolution 2014-13, *State Clean Air Act Authority and Air Quality Regulation*, expired in 2017 and WGA Policy Resolution 2015-02, *Methane Emissions Regulation*, will expire in 2018. During the revision of WGA Policy Resolution 2018-04, *Energy in the West*, SAC members discussed the incorporation of the WGA Policy Resolution 2015-02, *Methane Emissions Regulation*, in an air quality resolution.

Some of the policy objectives in these expired or expiring WGA air resolutions are now encompassed by WGA Policy Resolution 2017-01, *Building a Stronger State-Federal Relationship*. However, there are several important issues for Western Governors that WGA policy will no longer address without a new resolution, such as background ozone, regional haze, exceptional events, and methane emissions regulation.

Recent WGA Actions on Air Policy

In recent years, Western Governors have been most active on air quality and emissions policy through comments and letters on the Exceptional Events Rule (EER), ozone National Ambient Air Quality Standards (NAAQS), and the BLM and EPA methane rules:

- Appropriations Requests Testimony, FY 2017 and 2018
- August 11, 2016 Letter on White House review of final EER
- April 22, 2016 Comments on BLM Proposed Methane Rule
- February 3, 2016 Comments on Proposed EER
- August 27, 2015 Letter on Proposed Revisions to EER
- May 20, 2015 Letter on Plans for BLM Methane Rule
- March 27, 2015 Comments Proposed Ozone NAAQS

The Governors' regulatory reform recommendations, updated July 2017, urges federal agencies to:

- Recognize state authority under the Clean Air Act (CAA).
- Ensure that newly promulgated rules are drafted and issued, where appropriate, in coordination with existing regulations, considering elements and requirements common to both.
- Provide states and local entities with adequate support and technical assistance to help them comply with regulations promulgated under the CAA.

AMERICAN OVERSIGHT

NV-DA-20-0615-A-006258

- Collaborate with states to identify priority areas and focus on programs that provide the greatest benefit to air quality.

- Adhere closely to the timelines in the CAA.

- Recognize and account for unique circumstances of individual states. Avoid one-size-fits-all rulemakings (exceptional events and ozone example).

- Complete and publish timely guidance for state use in connection with implementation of the 2015 revised NAAQS for ground-level ozone.

- Avoid duplication of state programs. Permit states to create programs tailored to individual state needs, industries, and economies. Engage states as co-regulators (e.g. with respect to methane emissions).

- Provide those states with delegated authority timely implementation guidance when new and revised regulations are published.

On December 19, 2017, WGA held a webinar as part of the Forest and Rangeland Initiative on "Prescribed Fire: Smoke Management and Regulatory Challenges." The speakers described the air quality impacts from wildfire to public health, safety, and transportation, the benefits of prescribed fire to mitigate these impacts, and the barriers to increasing the use of prescribed fire. They noted the importance of coordination between state air agencies, state health departments, EPA, other federal agencies, and federal land managers for encouraging the use of prescribed fire to address wildfire air quality impacts. Despite changes to the Exceptional Events Rule, air quality impacts and public perception remain barriers to the use of prescribed fire.

Recent Federal Agency Actions on Air Quality and Methane Emissions

Air Quality

- EPA Draft 2018-2022 Strategic Plan states that EPA will: (1) work with states to accurately measure air quality and ensure that more Americans are living and working in areas that meet high air quality standards; (2) reduce non-attainment areas; (3) improve efficiency and effectiveness of State Implementation Plan (SIP) process, including EPA Review process; (4) provide grants and technical assistance to state, local, and tribal air pollution control agencies; and (5) engage in both domestic and international forums to address stratospheric ozone. EPA FY18-22 Transformation Strategy defines the strategic measure of meeting legal deadlines imposed on EPA.

- The Department of Commerce Report on Streamlining Permitting and Reducing Regulatory Burdens recommends that EPA extend NAAQS reviews from five to 10 years and delay the implementation of the 2015 NAAQS. The report notes that "the pace at which the [NAAQS] standard is being tightened is hurried/ implementation is further complicated by measurement and air quality modeling issues, in particular accounting for ozone transported from international sources." It also recommends that EPA "issue guidance on modeling concurrent with promulgation of revised" NAAQS.

AMERICAN OVERSIGHT

- EPA EO 13783 Energy Burdens Report notes that EPA has formed the Ozone Compliance Task Force, which is reviewing administrative options to enable states to enter into cooperative agreements with EPA to provide regulatory relief and meaningfully improve ozone air quality. It also describes plans to streamline SIP approvals through a nationally consistent process.

- In the Fall 2017 Unified Agenda on EPA's Regulatory Entries for Active Actions, EPA states that it is "considering developing implementing regulations that would increase consistency across EPA divisions and offices, increase reliability to affected stakeholders, and increase transparency during the development of regulatory actions." The rulemaking would "provide the public with a better understanding of how EPA is evaluating costs when developing a regulatory action and allow the public to provide better feedback to EPA on potential proposed rules. An Advanced Notice of Proposed Rulemaking is anticipated for February 2018. EPA also notes plans to update exceptional events guidance in its Statement of Regulatory Priorities.

- According to a November 2017 EPA presentation to WESTAR/WRAP, EPA is:

    - Considering whether to revise the 2013 Interim Exceptional Events Guidance Documents, Stratospheric Ozone Intrusions Document, Alternate Paths for Data Exclusion Document, and Prescribed Fire/Ozone Document.

    - Transitioning to a national electronic tracking system for Exceptional Events in 2018.

    - Planning on launching the State Plan Electronic Collection System (SPeCs) to provide an electronic system for the submission of SIPs, EPA review, and a public dashboard.

Methane Emissions

- EPA's Regulatory Entries for Active Actions as part of the Fall 2017 Unified Agenda describe is plans to reconsider its final rules: (1) "Oil and Natural Gas Sector: Emission Standards for New, Reconstructed, and Modified Sources,'' 82 FR 27645, with expectations of a Notice of Proposed Rulemaking in August 2018 and final rule in September 2019; and (2) "Release of Final Control Techniques Guidelines for the Oil and Natural Gas Industry," 81 FR 74798, with expectation of a Notice of Proposed Withdrawal by January 2018.

- BLM has suspended or delayed certain requirements in its final rule, "Waste Prevention, Production Subject to Royalties, and Resource Conservation," 81 FR 83008 (November 18, 2016) until January 17, 2019, while it engages in its regulatory review of the rule. DOI EO 13783 Energy Burdens Report states that BLM is "currently drafting a proposed rule that would eliminate overlap with [EPA's] Clean Air Act authorities while also clarifying regulatory provisions related to the beneficial use of gas on Federal and Indian Lands."

Strawman Resolution

A strawman WGA policy resolution 2018-XX, Air Quality and Emissions Regulation, is attached to this memorandum. This strawman resolution was drafted by looking at past and recent WGA policy work, areas where expanded policy may be beneficial in the new Administration, and in consultation with WESTAR, the Western States Air Resources Council.

WESTAR was involved with the initial drafting of WGA Policy Resolution 2014-13, *State Clean Air Act Authority and Air Quality Regulation*, and is participating in the State-Federal Relationship

AMERICAN OVERSIGHT

Coalition. WESTAR is comprised of representatives of state air quality agencies in Alaska, Arizona, California, Colorado, Hawaii, Idaho, Montana, Nevada, New Mexico, North Dakota, Oregon, South Dakota, Utah, Washington, and Wyoming.

Proposed Work Plan

- Jan. 26 – Please notify WGA staff that you would like to be included in the Air Resolution Work Group. A SAC member can join the work group at any point upon notification to WGA staff.
- Six weekly work group calls from the week of Jan. 29 to the week March 5. Suggested times and dates: (1) Wednesdays at 9 am or 1 pm MT; or (2) Fridays at 9 am MT.
- March 9 – Circulation of the work group's draft resolution to SAC.
- March 14 – Discussion of the work group's draft resolution at the SAC meeting.

WGA Staff: Britta Beckstead (bbeckstead@westgov.org)

AMERICAN OVERSIGHT

NV-DA-20-0615-A-006261

Western governors demand info on reorganization boundaries

Kellie Lunney, E&E News reporter

Published: Friday, February 2, 2018

The Western Governors' Association says the Interior Department hasn't given the group an opportunity yet to weigh in on proposed changes to bureaus' regional boundaries — a key component of the department's major reorganization effort.

"Western Governors regret that DOI did not seek input from western states on the impact of this proposal and did not seek to engage in meaningful consultation with Western Governors regarding these proposed changes," the group wrote in a letter yesterday to Secretary Ryan Zinke.

The letter says the group of governors "did not have the opportunity to hear in advance the basis for DOI's proposal and consequently were not able to provide comments before the proposal was released to the public on January 10."

Interior mapped out the management restructuring proposal — which includes dividing the department's various bureaus into 13 geographic regions across the country based on watershed and other natural resource lines — during January meetings with 150 senior executives at headquarters (*Greenwire*, Jan. 11).

A spokesman for the Western Governors' Association today said that "WGA was invited to one briefing call with other regional groups after the proposed boundary maps had been released." He was referring to a Jan. 12 phone briefing with Interior Associate Deputy Secretary Jim Cason on the department's draft regional boundaries.

WGA Chairman and South Dakota Gov. Dennis Daugaard (R) and WGA Vice Chairman and Hawaii Gov. David Ige (D) signed the Feb. 1 letter. It included a list of questions on the proposed reorganization as well as April 2017 correspondence to Zinke requesting an opportunity to provide feedback on the historic overhaul.

Interior spokeswoman Heather Swift said the governors "are welcome to share their ideas and opinions with the secretary personally, or their staff are also encouraged to reach out to the secretary's staff" on restructuring plans, adding that Zinke "always appreciates" when "governors reach out to him to weigh in on ideas."

Swift also pointed out that there is no "final proposal for regional boundaries or the reorganization" yet.

A list of 39 "frequently asked questions" sent from Interior to state and local stakeholders Jan. 19 about the proposed department restructuring said the regional boundaries will be in place later this year (*Greenwire*, Feb. 2).

"We urge you to delay implementation of these proposed regional boundary changes and engage with Governors about options that will both meet DOI's objectives and prove to be workable for state and local governments," said the Feb. 1 letter from WGA.

AMERICAN OVERSIGHT

Their questions ranged from how the department is assessing the cost of the overhaul to the impact of the proposal on the ability of Interior bureaus to coordinate with states. They also asked: "Why has DOI deviated from the use of state boundaries in this proposal?"

Interior's proposed boundary change could be particularly significant for the Bureau of Land Management, which currently divides the management of nearly 245 million federal acres in its jurisdiction mostly along state lines — not ecosystems.

Governors in the West have traditionally supported a single BLM state office, with one state director with whom their staff can coordinate on issues or problems. Any BLM move away from state boundaries is likely to encounter stiff resistance from stakeholders in both parties.

Twitter: @klunney Email: klunney@eenews.net

Interior deputy pitches agency overhaul to Utah's rural leaders

By Amy Joi O'Donoghue @amyjoi16
Published: February 2, 2018 6:54 pm

SALT LAKE CITY — Daggett County Commissioner Jack Lytle looked at a map of a proposed reorganization of Interior Department agencies by regions and not on state lines and was stricken.

"That was scary," he told the Interior's Associate Deputy Secretary James Cason during a Friday panel discussion in Salt Lake City hosted by Rep. Rob Bishop, R-Utah and his House Committee on Natural Resources.

The meeting at the Governor's Office of Economic Development put multiple rural county commissioners from several Western states in the same room with Cason, as well as Utah's Lt. Gov. Spencer Cox and James Ogsbury, executive director of the Western Governors Association.

In theory, everyone likes the idea of a more locally driven, reorganized Interior Department that eliminates duplication and paperwork, has individual agencies working together — not as silos — and merges broad functions like environmental reviews or compliance.

"When I look at the structure of some of our federal agencies, it really is the best the 1940s can buy. It's time," Cox said, acknowledging the need for an overhaul.

Interior Secretary Ryan Zinke has proposed a massive reorganization of the department — the largest in the agency's history — impacting its 2,400 offices across the nation.

He is particularly set on relocating the headquarters of the Bureau of Land Management, the U.S. Fish & Wildlife Service and the Bureau of Reclamation to the West — something Cason said could happen in fiscal year 2019.

AMERICAN OVERSIGHT

"Our land is out here and we are managing it from 3,000 miles away," Cason said.

During this fiscal year, Zinke has already turned a "fanciful" nod to upending the agency's structure by breaking all its smaller parts into 13 distinct regions delineated by major watersheds with unique flora and fauna.

"We've basically been organized in bureau stovepipes," Cason said, unveiling a map that would section off part of Utah into the Great Basin region and another part in the Colorado River region.

Nevada, noted a Nevada Farm Bureau representative, would be in three regions.

Cason said the idea is to merge the functions of these bureaus into regions and get decision-making closer to the ground where it impacts people and livelihoods.

"What we are trying to do is to create common boundaries that delineate specific geographic areas and get all of our employees to work together," Cason said.

"You can't get timely decisions, so the decisions go all the way up to the secretary level, instead of down at the field (level). People can't play nicely together in the sandbox."

Bishop said he organized the discussion because there has clearly been some consternation over the proposal by state and county leaders — and in D.C. — about the ramifications such a reorganization might bring.

Ogsbury, head of the Western Governors Association, said regional boundaries might create confusion over a state's sovereign role, and no reorganization can constitutionally diminish their role at the planning table.

Cason said the perimeters of the watershed boundaries were actually delineated by county boundaries to remain cognizant of local autonomy.

Local commissioners worried, however, that being swallowed up into a larger region might diminish the significance of their input.

"We already see it on so many levels," Carbon County Commissioner Jae Potter said during a break at the forum.

"We get overlooked."

AMERICAN OVERSIGHT



Realigning the State-Federal Relationship

Pew Charitable Trusts Conference Center, Carolinas Room
901 E Street, NW, Washington, DC

Tuesday, Feb. 27, 2018

7:45 – 8:15 a.m.	**Check-in, Coffee/Breakfast**
8:15 – 8:45 a.m.	**Opening Remarks** WGA Executive Director James Ogsbury will open the meeting with remarks and introductions, followed by reports from attending organizations.
8:45 a.m.	**Discussion: Summit Objectives** The attending organizations will have a discussion about goals for the summit.
9 – 9:30 a.m.	**States Are Not Stakeholders – Legal Primer** An examination of why each Executive department and agency should be required to have a clear and accountable process to provide each state early, meaningful and substantive input in the development of regulatory policies.
9:30 – 9:45 a.m.	**Break**

DRAFT

AMERICAN OVERSIGHT

9:45 – 10:45 a.m.	**White House Office of Management and Budget & Office of Information and Regulatory Affairs** Discussion of regulatory reform packages and the nexus to State-Federal Relationship.
10:45 – 11:30 a.m.	**Council on Environmental Quality** The topic will be an examination of the National Environmental Policy Act.
11:30 a.m–12:15 p.m.	**Lunch**
12:15 – 12:45 p.m.	**Roundtable Discussion on Federalism: Utah Governor Gary Herbert & Speaker's Task Force on Intergovernmental Affairs Chairman Rob Bishop**
12:45– 1:30 p.m.	**USDA & USFS** A conversation with representatives of the agencies.
1:30 – 2:15p.m.	**DOI / FWS / BLM** A conversation with representatives of the agencies.
2:15 – 3 p.m.	**EPA** A discussion on cooperative federalism in delegated authority context.
3 – 3:30 p.m.	**Department of Homeland Security / Federal Emergency Management Agency**
3:30 – 4 p.m.	**Department of Education**
4 p.m.	**Meeting Adjourns**
5:30 – 7 p.m.	**WGA-Hosted Reception** (*101 Constitution Ave NW #900, WDC)*

DRAFT

AMERICAN OVERSIGHT

January XX, 2018
Honorable Wilbur Ross
Secretary
U.S. Department of Commerce
1401 Constitution Avenue, N.W.
Washington, D.C. 20230

Dear Secretary Ross:

Robust international trade is essential to the economies of western states. Federal policies and relationships with international trade partners have created new markets for goods and[LD1] services that are grown, produced or manufactured in western states and encouraged investments in our communities and businesses. Western Governors encourage federal policies that continue providing the stability and certainty upon which these successful trade relationships depend.

Canada and Mexico are top trade partners for most western states. Nationwide, agricultural exports to Canada and Mexico totaled $43 billion in 2016. According to the National Association of Manufacturers, Canada and Mexico purchase one-third of all U.S. manufactured goods exports.

Agreements between the United States and its trade partners provide a solid foundation for our citizens to engage in productive international trade activity, enhance our economic competitiveness, and contribute to the functioning of our local governments, states, and the nation. These agreements can and should be modernized to recognize advances in science and technology, resolve outstanding issues, protect[LD2] U.S. workers and the environment, and ensure that the rules established by these agreements are enforced by all parties. Western Governors urge that any changes be undertaken without negatively affecting our citizens' ability to compete in the international marketplace or harming our overall economic competitiveness.

Western Governors support the economic opportunities for American goods and businesses facilitated by international trade agreements and encourage you to maintain the stability of the United States' trade policies.

Sincerely,

Dennis Daugaard
Governor of South Dakota
Chair, WGA

David Ige
Governor of Hawaii
Vice Chair, WGA

cc: Honorable Robert Lighthizer, United States Trade Representative
Honorable Sonny Perdue, Secretary, U.S. Department of Agriculture

DRAFT

AMERICAN OVERSIGHT

February xx, 2018

Honorable Steven Mnuchin
Secretary
U.S. Department of the Treasury
1500 Pennsylvania Avenue, N.W.
Washington, D.C. 20220

Dear Secretary Mnuchin:

On behalf of Western Governors, I am writing to inquire about the Department of the Treasury's plans to issue guidance for the application and/or implementation of "opportunity zones" designations under H.R. 1, the Tax Cuts and Jobs Act (Sec. 13823 of P.L. 115-97).

The Western Governors' Association (WGA) represents the Governors of 19 western states and three U.S. territories in the Pacific. The organization is an instrument of the Governors for bipartisan policy development, information exchange, and collective action on issues of critical importance to the West.

Section 13823 of the recently enacted tax bill contains the Investing in Opportunity Act, a bipartisan initiative of Senators Tim Scott (R-S.C.) and Cory Booker (D-N.J.). The new law is designed to spur investment and create new business opportunities in economically distressed communities. These economic incentives have the potential to be of great value to western states.

Governors are required by the statute to nominate population census tracts for designation as qualified opportunity zones by March 22, 2018. It has been reported that the Department may issue nomination guidance to states at some point. Such guidance could have a significant effect on a Governor's consideration of census tracts for nomination. It would be helpful to know whether, and when, the Department intends to offer nomination guidance.

Thank you for your prompt reply. Western Governors look forward to collaborating with you in genuine partnership as you implement the Investing in Opportunity Act provisions of H.R. 1. With appreciation and best wishes, I am

Respectfully,

James D. Ogsbury
Executive Director

DRAFT

AMERICAN OVERSIGHT

WGA CONGRESSIONAL ACTION REPORT

House 2018 Calendar here / Senate 2018 Calendar here

February 2-9, 2018

Reporting of action posted through 8 a.m. ET, February 9, 2018

This weekly report tracks the work of the U.S. House of Representatives and U.S. Senate, with particular emphasis on Committees covering issues of significance to the Western Governors' Association. It is published on weeks when one or both Congressional chambers are in session.

U.S. HOUSE OF REPRESENTATIVES

Actions taken on the floor this week:

- H.R. 4547 - Strengthening Protections for Social Security Beneficiaries Act of 2018
- H.R. 2371 - Western Area Power Administration Transparency Act
- H.R. 2888 - Ste. Genevieve National Historical Park Establishment Act
- S. 1438 - Gateway Arch National Park Designation
- H.R. 2504 - Treatment in Licensing Requirements for Export of Certain Echinoderms
- H.R. 219 - Swan Lake Hydroelectric Project Boundary Correction Act
- H.R. 2646 - United States-Jordan Defense Cooperation Extension Act
- H.R. 1997 - Ukraine Cybersecurity Cooperation Act of 2017
- H.R. 3851 - War Crimes Rewards Expansion Act
- H.R. 772 - Common Sense Nutrition Disclosure Act of 2017
- H.R. 1153 - Mortgage Choice Act of 2017
- H.R. 4924 – Amending the Congressional Accountability Act of 1995 to Reform the Procedures Provided for the Initiation, Investigation, and Resolution of Sexual Harassment Claims

AMERICAN OVERSIGHT

- H.Res. 724 - Requiring Each Employing office of the House of Representatives to Adopt an Anti-harassment and Anti-Discrimination Policy for the Office's Workplace, Establishing the Office of Employee Advocacy to Provide Legal Assistance and Consultation to Employees of the House Regarding Procedures and Proceedings under the Congressional Accountability Act of 1995
- H.R. 1892 - Further Extension of Continuing Appropriations Act, 2018

House Agriculture Committee

Majority**:**

- Hearing: Full Committee – "*USDA Secretary RE: State of the Rural Economy*." February 6, 2018 – release and hearing markup/details.

Minority:

- **S**tatement: "*State of the Rural Economy*." February 6, 2018 – Peterson statement.

House Appropriations Committee

Majority**:**

- Press Release: "*Chairman Frelinghuysen Introduces Resolution to Continue Government Operations and Prevent a Shutdown*." February 5, 2018 – release.

- Press Release: "*House Passes CR to Prevent Government Shutdown and Fund National Defense*." February 6, 2018 – release.

Minority:

House Energy and Commerce Committee

Majority**:**

- Press Release: *"Walden Announces Budget Oversight Hearings." February 5, 2018* – release.

- Press Release*: "Funding Bill Includes Extensions of Remaining Public Health Extenders, Other Health Care Priorities."* February 5, 2018 – release.

- Press Release and Letter*: "To FDA Regarding Fraud Concerns in China, Possible U.S. Heparin Shortage." February 2, 2018* – press release and letter.

- Press Release: "*Walden, E&C Leaders Brief Press on Alleged Pill Dumping Investigation*." February 6, 2018 – release, release and release.

AMERICAN OVERSIGHT

- Hearing – Subcommittee on Energy: *"DOE Modernization: Advancing the Economic and National Security Benefits of America's Nuclear Infrastructure."* February 6, 2018 -- release and hearing details/video.

- Press Release: *"House Passes Common Sense Menu-Labeling Solution."* February 6, 2018 – release.

- Press Release: "*House Passes CR, Funding for Community Health Centers and Other Health Priorities.*" February 6, 2018 – release.

- Press Release: "*NEXT WEEK: #SubEnvironment to Examine Problems within NSR Program and Potential Reforms."* February 7, 2018 – release.

- Press Release: "*NEXT WEEK: #SubDCCP to Conduct NHTSA Oversight Hearing."* February 7, 2018 – release.

- Press Release: "*#SubOversight to Review Consolidation Trends in Health Care Sector."* February 7, 2018 – release.

Minority:

- Press Release and Letter: "*Pallone Calls on FDA to Investigate Claire's & Justice Retail About Asbestos Found in Cosmetic Products.*" February 2, 2018 – release and letter.

- Press Release and Letter: "*Democrats Seek Assistance from Insurance Companies to Better Address Opioid Crisis."* February 5, 2018 – release and letter.

- Press Release and Letter: *"Pallone Demands Investigations into Fake Comments on CFPB's Payday Lending Rule."* February 5, 2018 – release and letter.

- Statement: "*Nuclear Infrastructure Hearing*." February 6, 2018 – Pallone statement.

- Press Release: "*Pallone: Medicaid Lifetime Limited Would be Shameful*." February 6, 2018 – release.

- Press Release: "*Pallone Criticizes Pruitt's Request for NMFS to Reconsider Finding on Controversial Pesticide Chlorpyrifos."* February 6, 2018 – release.

Judiciary Committee

Majority:

- Statement: "*Release of the HPSCI Memo.*" February 2, 2018 – Goodlatte statement.

- Statement: "*Confirmation of Director for U.S. Patent and Trademark Office*." February 5, 2018 – Goodlatte statement.

- Statement: "*Support of National Vetting Center*." February 7, 2018 – Goodlatte statement.

AMERICAN OVERSIGHT

Minority:

- Press Release and Letter: *"Judiciary Democrats: Republicans Are Complicit in Efforts to Obstruct Justice with Release of Nunes Memo."* Feb. 2, 2018 – release and letter.

- Letter: *"To DOJ and FBI Regarding Potential FISA Violations."* February 6, 2018 – letter.

- Press Release and Letter: *"To Committee Chair Seeking Hearing on DOJ Marijuana Policy Change."* February 7, 2018 – release and letter.

House Natural Resources Committee

Majority:

- Legislative Hearing: Subcommittee on Federal Lands – *"National Monument Bills (see list here)."* February 6, 2018 – release and hearing details/video.

- Legislative Hearing: Subcommittee on Indian Affairs – *"Tribal Lands Bills (see list here)."* February 6, 2018 – release and hearing details/video.

Minority:

- Press Release: *"2017: A Year of the Resistance."* February 5, 2018 – release.

House Oversight and Government Reform

Majority:

- Markup: Full Committee – *"See List of Bills Here."* February 6, 2018 – markup details/video.

Minority:

- Press Release: *"Democrats Seek Votes on 13 Subpoena Motions at Tuesday's Oversight Committee Markup."* February 2, 2018 – release.

- Press Release: *"Democrats Demand Subpoena for Trump Administration's Hurricane Response."* February 6, 2018 – release.

- Press Release: *"GOP Blocks 13 More Subpoena Motions for a Total of 19 Subpoenas Rejected by Oversight Committee."* February 6, 2018 – release.

- Press Release and Letter: *"Top Democrats Request Identifies of Regulatory Reform Task Force Members."* February 7, 2018 – release and letter.

- Press Release: *"DOJ Contradicts GOP Claims on Uranium One."* February 6, 2018 – release.

AMERICAN OVERSIGHT

House Science, Space and Technology Committee

Majority:

- Hearing: Full Committee – "*Defense of Scientific Integrity: Examining the IARC Monograph Programme and Glyphosate Review.*" February 6, 2018 – hearing details/video.

Minority

- Statements: *"Glyphosate Assessments Hearing*." February 6, 2018 – Johnson statement and Bonamici statement.

- Staff Report: "*Spinning Science and Silencing Scientists: A Case Study in How the Chemical Industry Attempts to Influence Science*." February 6, 2018 – minority staff report.

House Transportation and Infrastructure Committee

Majority:

- Op-ed: "*Let's Build Something Great Together*." February 2, 2018 – op-ed.

- Press Release: *"Shuster Delivers Keynote at FAA Commercial Space Transportation Conference."* February 7, 2018 – release.

Minority:

- Press Release: "*DeFazio Announces Changes to Democratic Leadership and Membership of the House Committee on Transportation and Infrastructure.*" February 6, 2018 – release.

Ways and Means Committee

Majority:

- Statement: "*January 2018 Jobs Report.*" February 2, 2018 – Brady statement.

- Statement, Blog and Press Release: "*Support for Strengthening Protections for Social Security Beneficiaries Act.*" February 5, 2018 – Brady statement, blog and release.

- Press Release: "*Brady, Roskam on Policies Included in CR to Improve Medicare, Extend Medicare Policies.*" February 5, 2018 – release.

- Press Release: "*Brady, Smith on Policies Included in CR to Strengthen Families and Communities."* February 6, 2018 – release.

AMERICAN OVERSIGHT

- Hearing: Subcommittee on Social Security – "*Ensuring Social Security Serves America's Veterans.*" February 7, 2018 – release, Johnson statement and hearing details/video.

- Hearing: Subcommittee on Health – "*Opioid Crisis: Removing Barriers to Prevent and Treat Opioid Abuse and Dependence in Medicare.*" February 6, 2018 – release and hearing details/video.

- Statements: "*Bipartisan Member Meeting with U.S. Trade Representative Ambassador Lighthizer*." February 7, 2018 – Brady and Reichert statements.

- Press Release: "*Brady Announces Hearing on FY19 Budget Proposals for HHS*." February 7, 2018 – release.

Minority:

- Press Release and Letter: "*Democrats Seek Assistance from Insurance Companies to Better Address Opioid Crisis.*" February 5, 2018 – release and letter.

- Statements: *"Hearing on Removing Barriers to Prevent and Treat Opioid Abuse and Dependence in Medicare."* February 6, 2018 – Neal statement and Levin statement.

- Statement: "*Hearing on Ensuring Social Security Serves America's Veterans*." February 7, 2018 – Larson statement.

U.S. SENATE

Action by the Senate this week:

Confirmations

- Andrei Iancu - Under Secretary of Commerce for Intellectual Property / Director of the U.S. Patent and Trademark Office

Legislative Matters

- H.R.582 - Kari's Law (with amendment)
- H.R.1551 - Advanced Nuclear Power Facilities
- H.R.2372 -VETERAN Act
- H.R.279 - Broader Options for Americans Act
- S.Res.393 - Making Minority Party Appointments for the 115th Congress

Senate Agriculture Committee

Majority:

Minority:

AMERICAN OVERSIGHT

Senate Appropriations Committee

Majority:

Minority:

Senate Commerce, Science and Transportation Committee

Majority:.

- Hearing: Full Committee – "*Data Security and Bug Bounty Programs: Lessons Learned from the Uber Breach and Security Researchers.*" February 6, 2018 – release and hearing details/video.

Minority:

Senate Energy and Natural Resources Committee

Majority:

- Legislative Hearing: Full Committee – *"U.S.-Affiliated Islands Legislation (See bill list here)."* February 6, 2018 – release and hearing details/video.
- Legislative Hearing: Subcommittee on Public Lands, Forests and Mining – "*Legislative Hearing (See list of land designation bills here).*" February 7, 2018 – release and hearing details/video.
- Hearing: Full Committee – "*Energy Infrastructure*." February 8, 2018 – release and hearing details/video.

Minority:

- Press Release: "*Cantwell Sounds Alarm on offshore Drilling Threat to Coastal Economies.*" February 6, 2018 – release.
- Press Release: "*Cantwell Highlights Protections for Northern Mariana Islands Workers.*" February 6, 2018 – release.

Senate Environment and Public Works Committee

Majority:

- Markup: Full Committee – "*Nominations of Andrew Wheeler (EPA Deputy Administrator).*" February 7, 2018 – release and markup details/video.

AMERICAN OVERSIGHT

- Hearing: Full Committee – "*Impact of Federal Environmental Regulations and Policies on American Farming and Ranching Communities*." February 7, 2018 – release and hearing details/video.

- Statement: "*Streamline Projects to Help Rebuild America's Infrastructure.*" February 7, 2018 -- Barrasso statement.

Minority**:**

FEBRUARY 07, 2018
Opening Statement of Ranking Member Carper: Business Meeting to Consider Nomination of Andrew Wheeler to be Deputy Administrator of the Environmental Protection Agency
FEBRUARY 07, 2018
Hearing Statement of Ranking Member Carper: The Impact of Federal Environmental Regulations and Policies on American Farming and Ranching Communities
FEBRUARY 07, 2018
Senator Carper Welcomes Lifelong Farmer & Two-Time Delaware Secretary of Agriculture Michael Scuse to Testify at EPW Hearing

2/6/18 Carper Questions EPA on Analysis Showing Dramatic Declines in Reported Grant Funding in New, Politicized Process

Senate Finance Committee

Majority:.

- Press Release: "*GAO Investigation Finds More Than 20,000 Serious Health and Safety Incidents in First-Ever National Assessment of Quality of Care in Assisted Living Facilities.*" February 5, 2018 – release.

- Press Release and Letter: "*Hatch, Wyden Seek Feedback to Improve Medicare, Medicaid Responses to Opioid Epidemic*." February 5, 2018 – release and letter.

Minority:

- Statement: "*Azar Approval of Harmful Indiana Medicaid Waiver.*" February 2, 2018 – Wyden statement.

- Press Release and Letter: "*Wyden Requests Financial Information Related to Alexander Torshin, Other Russian Officials*." February 2, 2018 – release and letter.

- Press Release: "*Trump's Unfilled Prescription for Lower Drug Prices.*" February 6, 2018 – release.

AMERICAN OVERSIGHT

Senate Homeland Security and Governmental Affairs Committee

Majority:.

- Press Release: "*Johnson and President Trump: Pass Right to Try*." February 2, 2018 – release.
- Hearing: Subcommittee on Federal Spending Oversight and Emergency Management – "*Terrible, No Good, Very Bad Ways of Funding Government*." February 6, 2018 – release and hearing details/video.

Chairman Johnson Releases Interim Report Including Strzok-Page FBI Text Messages

- Wed, Feb 7
- Roundtable: Full Committee – "*Reauthorizing DHS: Positioning DHS to Address New and Emerging Threats to the Homeland*." February 7, 2018 – roundtable details/video.

Minority**:**

Senate Indian Affairs Committee

Majority & Minority

Senate Judiciary Committee

Majority and Minority:

- Press Release: Full Committee -- "*Beneficial Ownership: Fighting Illicit International Financial Networks Through Transparency*." February 6, 2018 – Grassley statement and hearing details/video.
- Markup: Full Committee: "*Sentencing Reform and Corrections Act of 2017 (S. 1917) and Confirmation of Various Judgeships and U.S. Attorneys (see list here)*." February 8, 2018 –Grassley statement and markup details/video.

AMERICAN OVERSIGHT

Western Governors' Policy Resolutions

#	Title	Date Adopted	Date Expires
2015-05	Transportation Infrastructure in the Western United States	June 2015	June 2018
2015-06	Enhanced Oil Recovery	June 2015	June 2018
2015-08	Water Resource Management in the West[1]	June 2015	June 2018
2015-09	National Minerals Policy[2]	June 2015	June 2018
2016-02	Foreign Visitor Preclearance	December 2015	December 2018
2016-03	Transportation of Radioactive Waste, Radioactive Materials, and Spent Nuclear Fuel[3]	December 2015	December 2018
2016-04	Federal-State Land Exchanges and Purchases[4]	June 2016	June 2019
2016-05	Combating Invasive Species[5]	June 2016	June 2019
2016-06	Wildland Fire Management and Resilient Landscapes[6]	June 2016	June 2019
2016-07	Cleaning Up Abandoned Mines in the West[7]	June 2016	June 2019
2016-10	National Parks and the West	June 2016	June 2019
2017-01	Building a Stronger State-Federal Relationship	December 2016	December 2019
2017-02	States' Share of Royalties and Leasing Revenues from Federal Lands and Minerals and States' Role in Associated Federal Policy[8]	December 2016	December 2019
2017-03	Tax-Exempt Federal Lands and Secure Rural Schools[9]	December 2016	December 2019
2017-04	Water Quality in the West[10]	December 2016	December 2019
2017-05	Storage and Disposal of Radioactive Waste and Spent Nuclear Fuel[11]	December 2016	December 2019
2017-06	Financial Assurance Regulation[12]	December 2016	December 2019
2017-07	The Regulation of Coal Combustion Residuals[13]	December 2016	December 2019

[1] Modified version of WGA Policy Resolution 2014-03, Water Resource Management in the West, originally approved December 2013.
[2] Modified version of WGA Policy Resolution 2013-06, National Minerals Policy, originally approved June 2013.
[3] Modified version of WGA Policy Resolution 2014-05, Transportation of Radioactive Waste and Radioactive Materials, originally approved December 2013.
[4] Modified version of WGA Policy Resolution 2013-01, Federal-State Land Exchanges and Purchases, originally approved June 2013.
[5] Modified version of WGA Policy Resolution 2013-02, Combating Invasive Species, originally approved June 2013.
[6] Modified version of WGA Policy Resolution 2013-03, Wildland Fire Management and Resilient Landscapes, originally approved June 2013.
[7] Modified version of WGA Policy Resolution 2013-05, Cleaning Up Abandoned Mines in the West, originally approved June 2013.
[8] Modified version of WGA Policy Resolution 2014-01, States' Share of Royalties and Leasing Revenues from Federal Lands, originally approved December 2013.
[9] Modified version of WGA Policy Resolution 2014-02, Tax-Exempt Federal Lands and Secure Rural Schools, originally approved December 2013.
[10] Modified version of WGA Policy Resolution 2014-04, Water Quality in the West, originally approved December 2013.
[11] Modified version of WGA Policy Resolution 2014-06, Storage and Disposal of Radioactive Waste and Spent Nuclear Fuel, originally approved December 2013.
[12] Modified version of WGA Policy Resolution 2014-07, Bonding for Mine Reclamation, originally approved December 2013.
[13] Modified version of WGA Policy Resolution 2014-08, The Regulation of Coal Combustion Residuals, originally approved December 2013.

AMERICAN OVERSIGHT

#	Title	Date Adopted	Date Expires
2017-08	State Wildlife Science, Data and Analysis[14]	June 2017	June 2020
2017-09	Western Agriculture[15]	June 2017	June 2020
2017-10	National Forest and Rangeland Management[16]	June 2017	June 2020
2017-11	Species Conservation and the Endangered Species Act[17]	June 2017	June 2020
2017-12	Workforce Development in the Western United States	June 2017	June 2020
2018-01	Wild Horse and Burro Management[18]	December 2017	December 2020
2018-02	Public Lands Grazing[19]	December 2017	December 2020
2018-03	Federal Disaster Recovery Assistance for Communities in the West[20]	December 2017	December 2020
2018-04	Energy in the West[21]	December 2017	December 2020

[14] Modified version of WGA Policy Resolution 2014-14, State Wildlife Science, Data and Analysis, originally approved June 2014. PR 2014-14 was a modified version of PR 2013-04, Conserving Wildlife and Crucial Habitat in the West, originally approved June 2013.

[15] Modified version of WGA Policy Resolution 2015-07, Western Agriculture, originally approved June 2015. PR 2015-07 was a modified version of PR 2013-07, Farm Bill and Western Agriculture, originally approved June 2013.

[16] Modified version of WGA Policy Resolution 2016-01, National Forest and Rangeland Management, originally approved December 2015.

[17] Modified version of WGA Policy 2016-08, Species Conservation and the Endangered Species Act, originally approved June 2016. PR 2016-08 was a modified version of PR 2013-08, Endangered Species Act, originally approved June 2013.

[18] Modified version of WGA Policy Resolution 2015-01, Wild Horses and Burro Management, originally approved December 2014.

[19] Modified version of WGA Policy Resolution 2015-03, Public Lands Grazing, originally approved December 2014.

[20] Modified version of WGA Policy Resolution 2015-04, Federal Disaster Recovery Assistance for Communities in the West, originally approved December 2014.

[21] Modified version of WGA Policy Resolution, 2016-09, Energy & Transmission Policy, originally approved June 2016. PR 2016-09 was a modified version of PR 2013-09, Energy Policy, originally approved June 2013.

AMERICAN OVERSIGHT

NV-DA-20-0615-A-006279

Western Governors' Association
Breakfast Meeting

D R A F T

Sunday, February 25, 2018

7:00 a.m. – Breakfast available
7:20 a.m. – Meeting

Hosted by Administrator Scott Pruitt
Chaired by Governor Dennis Daugaard, South Dakota
U.S. Environmental Protection Agency
Green Room, 3rd Floor
1200 Pennsylvania Avenue N.W.
Washington, D.C. 20004

Please arrive via the North Courtyard

Agenda

7:00 a.m.	**Breakfast Available**
7:20 a.m.	**Welcome** *Scott Pruitt, Administrator, EPA*
7:30 a.m.	**Opening Remarks** *Dennis Daugaard, Governor of South Dakota and WGA Chairman*
7:40 a.m.	**Governors' Remarks**
8:20 a.m.	**Roundtable Discussion**
9:00 a.m.	**Conclusion**

WGA Day-of Contacts:
Jim Ogsbury, Executive Director – (303) 520-1882
Troy Timmons, Director of Strategic Initiatives – (303) 618-4502

EPA Day-of Contacts:
Becky Cook-Shyovitz – (202) 309-4476
William Stull (Security) – (202) 695-9384

AMERICAN OVERSIGHT

Proposed draft letter to the Senate Environment and Public Works Committee chair from the Western Governors' Association

Western Governors offer these comments to the Chairman of Senate Committee on Environment and Public Works regarding proposed legislation to amend the Endangered Species Act (ESA). The Western Governors' Association (WGA) appreciates the Chairman's willingness to productively engage with Governors, and that the Chairman has approached this polarizing topic in an inclusive, thoughtful manner. The proposed bill reflects this fact and offers meaningful, bipartisan solutions to challenging species conservation issues.

WGA represents the Governors of the 19 western states and 3 U.S. territories in the Pacific. The association is an instrument of the Governors for bipartisan policy development, information-sharing, and collective action on issues of critical importance to the western United States. Issues surrounding the ESA and its implementation are increasingly important to Western Governors.

Congress passed the ESA in 1973, codifying the responsibility to protect imperiled species and the habitats upon which they rely. Since then, the ESA has prevented a number of extinctions and facilitated the recovery of some of our nation's most iconic species. Yet, the ESA is not perfect. We can and should continually strive to make it work better for wildlife and people.

For more than two years, the WGA Species Conservation and Endangered Species Act Initiative has engaged a diverse and bipartisan collection of interested organizations to discuss ways of improving the ESA's effectiveness and efficiency. Using a series of public workshops, facilitated work sessions, substantive webinars, and other tools, WGA gathered valuable insight that enabled Governors to adopt a series of recommendations for improving the ESA in June 2017.

Most of the WGA recommendations seek regulatory improvements because the rulemaking process does not require amending the statute. However, some recommendations can only be implemented through congressional action. The proposed bill is generally consistent with the WGA recommendations, and WGA offers its support for the portions of the bill that are consistent with existing Western Governors' policy. In other instances, the proposed bill addresses issues where WGA has no formal policy and as to those, WGA takes no position. With respect to each section of the bill:

Title I – Enhancing the Federal-State Partnership

Section 101. Definitions

Western Governors support directing the Secretary of the Interior to define the terms "great weight" and "maximum extent possible." Both terms enhance the Secretary's consultation requirements with states when implementing the ESA.

Section 102. Recovery Teams

Governors support establishing recovery teams that are empowered to develop and implement recovery plans, propose modifications to recovery plans when appropriate, and recommend delisting and downlisting listed species that the Secretary must act upon once the established recovery goals are met. Governors also support providing impacted states the opportunity to lead the recovery team, if they so choose.

DRAFT

AMERICAN OVERSIGHT

Too often, species that meet or exceed recovery goals for more than a decade remain listed. This prevents the allocation of resources to species that are truly imperiled, reduces public support for the species on the landscape, erodes support for the ESA with critical landowners, and leads to increased tension between state and federal wildlife management agencies.

Western Governors support the provision of this section that delays judicial review of a determination to delist a species until the conclusion of the statutorily mandated post-delisting monitoring review period as long as there is a federally reviewed and endorsed conservation plan in place. Delaying judicial review will allow state management plans to be implemented and evaluated for success.

Section 103. State-Federal consultation relating to conservation and recovery of wildlife.

Roughly 30 percent of all listed species have no recovery plan: some species languish more than 15 years with no discernable path to recovery. For species without recovery teams, Western Governors support empowering states to lead recovery plan development and implementation, subject to plan approval from the Secretary. This would reduce federal agency workload, allow for more efficient species recovery, and utilize local expertise to ensure local support for recovery efforts.

Section 104. Consultation with States regarding land acquisition.

Western Governors support language requiring the Secretary seek and give great weight to comments provided by states regarding proposed land acquisitions within that state's boundaries. This is consistent with WGA policy that seeks meaningful consultation opportunities for all ESA matters potentially impacting states.

Section 105. Cooperation with States and Indian Tribes.

Western Governors stress that states have primary management authority over all fish and wildlife within their borders and appreciate the language in this section recognizing this fact. Governors also support improving consultation requirements between states and the Secretary when implementing the ESA.

Section 106. State consultation regarding experimental populations.

Western Governors do not take a position regarding the specific language of this section; however, Governors generally support efforts to require increased consultation with states on matters related to ESA implementation.

Section 107. State participation in settlements.

Western Governors do not take a position regarding the specific language of this section; however, Governors generally support efforts to require increased consultation with states on matters related to ESA implementation.

Section 108. Award system for State agencies.

No position.

AMERICAN OVERSIGHT

Section 109. State feedback regarding U.S. Fish and Wildlife Service employees.

No position.

Title II – Encouraging Conservation Activities through Regulatory Certainty

Western Governors generally support efforts to improve regulatory certainty for public and private stakeholders that can encourage conservation. However, the Governors take no position with respect to the specific language in title II.

Title III – Strengthening Conservation Decisionmaking through Increased Transparency

Sec. 301. Policy relating to best scientific and commercial data available.

Western Governors support transparency, but also support protecting sensitive information about species or information that identifies the property of a specific landowner from disclosure under the Freedom of Information Act. Landowners frequently decline to participate in voluntary conservation programs because they fear information about their property will become part of the public record. Since private landowners control nearly 70 percent of all habitat in the United States, protecting privacy and providing certainty are critical for proper ESA implementation.

Sec. 302. Transparency of information.

Western Governors support requiring state approval before a federal agency releases state provided data. In many cases, states possess data that their laws prohibit disclosing to the public. If states provide this data to the federal agencies, and those agencies release that data to the public, states could be liable for violating their sunshine laws. Requiring state consent prior to federal agencies releasing state-provided data will alleviate this concern and result in better data for federal agencies to rely upon when making listing determinations.

Sec. 303. Information provided to States.

Western Governors support providing states with all information used in the federal decision-making process, subject to well-defined exceptions, and receiving comment from affected states prior to making a listing decision. Frequently, states possess valuable species information that federal agencies will find persuasive in listing determinations. This provision allows the federal agencies to make better decisions based on the evaluation of state data.

Sec. 304. Transparency in litigation.

No position.

Title IV—Optimizing Conservation Through Resource Prioritization

Sec. 401. Prioritization of listing petitions, reviews, and determinations.

Western Governors support the creation of a prioritization system for addressing listing petitions, reviews, and determinations. Congress established the current listing deadlines in 1982 to

AMERICAN OVERSIGHT

encourage timely determinations from the federal agencies. However, after more than 35 years, these arbitrary deadlines have outlived their usefulness. They discourage voluntary conservation, limit the development of good science for informed decision-making, and give rise to significant litigation.

Creating a prioritization schedule ensures the immediate protection of species at the greatest risk of extinction. Further, delaying listing determinations for species with active conservation plans provides incentive for states, local government, and private individuals to engage in proactive, voluntary conservation. Incentivizing conservation can eliminate the need to list a species, which is always better than a threatened or endangered finding. Finally, a prioritization schedule gives the federal agencies flexibility to prioritize their workload without the fear of litigation.

Title V—Studies to Improve Conservation

No position.

Title VI—Reauthorization

Sec. 601. Reauthorization.

Western Governors support efforts to reauthorize appropriations for the ESA.

Western Governors acknowledge that any congressional effort to amend the ESA will be complicated and spark diverse opinions. WGA supports your work to modernize the ESA and appreciates your efforts to conduct this process in a thoughtful, bipartisan manner. Each Governor reserves judgment on whether to continue supporting this bill as it moves through the legislative process. Please do not hesitate to contact us if we can be of further assistance.

Sincerely,

Western Governors

AMERICAN OVERSIGHT

Stephanie M. Klapstein

From: Holly Propst <hpropst@westgov.org>
Sent: Wednesday, October 03, 2018 5:21 PM
To: abovingdon@mt.gov; Alex Whitaker; Alexandra Kaney; AngieByrnes; Annie McColaugh; Bill Whitacre; Britta Beckstead; Carly Cordell; CarolineGodkin; Casey Katims; Dan Baer; David Willms; Deb Kinsley; Dottie Ochoa; Glenna Reyes; GordonLarsen; hmoore@az.gov; HollyPropst; Jace Beehler; James Ogsbury; Jason Miner; Joe Rassenfoss; joepereira48@hotmail.com; Johanna Easter; John Chatburn; John Crowther; John Swartout; kadams@az.gov; Katie Mathews; Keith Gardner; Kevin Moss; kimberly.pallick@resources.ca.gov; kmathews@wdc.ca.gov; Kyler Nerison; laurel.a.johnston@hawaii.gov; Lauren DeNinno; Leslie Porter; Lisa Hiraoka; margaret.metcalfe@guam.gov; matt.konenkamp@state.sd.us; mike.mccartney@hawaii.gov; Nathan Sanderson; Pam Robinson; Patrick Holmes; Robert Randall; Ruchi Sadhir; Sam Eaton; Sarah Olsen; Sharlett Mena; Teal Takayama; Todd Ferrara; Toni Vigil; Troy Timmons; Tyler Klimas; Ward Scott; Zach Bodhane
Subject: SAC Call -- Thursday, Oct. 4 at 2 p.m. MDT / 4 p.m. EDT -- Agenda and Packet
Attachments: draft memorandum to Governors.docx; draft letter of director resignation.docx; Western Governernors Foundation _ Bylaws.docx; Western Governors' Foundation _ Articles of Incorporation.doc; Resolutions - Development Calendar_Fall2018.docx; Reso Status Sheet - 10-04-18.docx; DRAFT Reso_Preclearance 2018_V1.docx; Cybersecurity Resolution V1.docx; WGA PR 2019-XX Compensatory Mitigation_V1docx.docx; Reimagining the Rural West - Planning Activities.docx

Dear WGA Staff Council:

A reminder that the next regularly-scheduled WGA biweekly SAC conference call will occur tomorrow afternoon. Hope you can join us.

SAC Call Agenda – Thursday, October 4, 2018

2 p.m. (MDT) / 4 p.m. (EDT)
1-800-704-9804, access code 38539797#

Executive Director's Report

- WGA Foundation (Attachments [4})
- WGA New Governor Orientation (Nov. 16)
- Winter Meeting

Resolution Development Update

- Calendar (Attachment)
- Resolution Topics Updates – Status Report (Attachment)
    - Foreign Visitor Preclearance Draft V1 (Attachment)
    - Cybersecurity Draft V1 (Attachment)

AMERICAN OVERSIGHT

- Compensatory Mitigation V1 (Attachment)

BISI Workshops and WGA Working Lands Roundtable

- Update on Cheyenne WGA Working Lands Roundtable (Agenda)
- Update on Helena BISI Workshop –BW (Agenda)
  - Update on Sidebar DOI Meeting with States on Mussels
- Update on Hawaii BISI Workshop – BW (Agenda)

Vice Chairman Initiative Planning – "Reimagining the Rural West" Update (Attachment)

Forest and Rangeland Management

- Pending EO on Wildland Fire

Congressional End-Game

- CWA 401 Update
  - FY19 Interior Appropriations Language Update
- Appropriations
  - FY19 Energy and Water Appropriations Top-Line Report
  - Lame Duck Omnibus – FY19
- Public Lands Omnibus Effort Update

Coming Up:

- WGA Letter: Affordable Clean Energy Plan Letter on EPA Failure to Consult (in signature review)
- WGA Response Letter: WH-EPA-USACE Briefing on Delegation of 404 Authority and One-Federal-Decision (in signature review)
- WGA Letter: Governors' Taskforce for Conservation to Zinke (in signature review)
- Governors-DOE MOA: Transport of Transuranic Waste (SAC review through 10/10/18)

AMERICAN OVERSIGHT

NV-DA-20-0615-A-006286

DRAFT – INTERNAL USE ONLY

WESTERN GOVERNORS' ASSOCIATION

Policy Resolution 2019-XX

Cybersecurity – VERSION 1

Commented [BB1]: 9/17 Work Group Call. Attendees: WA. Discussed WA edits shown below.
9/24 Work Group Call: No attendees. WA provided feedback/edits on draft.
10/1 Work Group Call: No attendees.
10/2-10/3: WA and ND provided additional edits.

A. BACKGROUND

1. In the age of automation, digitization, big data, artificial intelligence, and machine-to-machine learning, the United States' capabilities to prevent, detect and respond to cyberattacks are of ever-growing importance to our society. The cybersecurity of our nation is an all-of-government and industry-wide endeavor.

2. Cybersecurity is especially imperative for critical infrastructure, which includes the nation's electric grid, energy resource supply and delivery chains, finance, communications, election systems, the chemical industry, commercial facilities, critical manufacturing, defense industrial base, emergency services, food and agriculture, government facilities, healthcare and public health, information technology, transportation, and water and wastewater systems.

3. Addressing cybersecurity needs across ~~these~~ critical infrastructure sectors ~~and others~~ is further complicated by the increasing interdependency and interconnectedness of our nation's data systems to myriad of non-critical infrastructure systems and ~~the~~ a dynamic threat environment. Effective cybersecurity ~~regimes~~ programs require strategic and functional relationships and information-sharing between federal, state and local levels of government, and the public and private sectors.

Commented [BB2]: 10/2: ND edits.

4. The cybersecurity of their states and the nation is a high priority of Western Governors. State governments are responsible for securing public networks, the state's digital assets, and citizen data, as well as coordinating their cybersecurity efforts with federal agencies and potentially-affected private entities (e.g., utilities, financial institutions, transportation, and health). Governors lead efforts to plan and implement state cybersecurity programs, respond to cyberattacks, and investigate intrusions.

Commented [BB3]: 10/2: ND edits.

~~4.~~5. State election systems remain targets of foreign interference. As governors, we remain committed to protecting our states' election systems. There is nothing more fundamental to the enduring success of our American democracy, and we take seriously our responsibility to protect the integrity and security of our elections. This is an imminent national security threat that transcends party lines. This is a matter of protecting and preserving fair elections—the underpinning of our democracy.

Commented [BB4]: 10/3: WA edition.

~~5.~~6. The Office of Management and Budget and Department of Homeland Security (DHS) May 2018 Federal Cybersecurity Risk Determination Report and Action Plan concluded that 71 of 96 federal agencies are at risk or high risk of cyber intrusions. It also determined that federal agencies are not equipped to determine how threat actors seek to gain access to their information. This deficiency results in ineffective allocations of the agencies' limited cyber resources.

Commented [BB5]: 10/2: ND Comment: Are we absolutely certain we want this, as it's currently worded, in here? First, is this entirely accurate? Second, States aren't in a much better state of capability… Third, I am unsure of the point being made here…

AMERICAN OVERSIGHT

~~6.~~7. Currently, there is a severe deficit of cyber workers, especially in government. Our nation cannot defend itself without a well-trained, experienced cyber workforce. The ~~private and~~ public sector~~s~~ must dedicate resources to cybersecurity education, training, and recruitment programs and encourage the private sector to do the same through effective policy.

Commented [BB6]: 9/17: WA edit.

B. GOVERNORS' POLICY STATEMENT

~~1.~~ Western Governors urge Congress to improve coordination of congressional oversight and legislative activity on cybersecurity. The federal government has a responsibility to provide adequate funding for states to meet election security needs. Western Governors encourage Congress and the Administration to work cooperatively with states in developing election security legislation and mandates, and to fully fund implementation.

Commented [BB7]: 10/3: WA edit.

~~2.~~1.

~~3.~~2. Federal agencies must engage in early, meaningful, substantive, and ongoing consultation with Governors or their designees on all aspects of cybersecurity. The federal government must also continue to clarify the roles and responsibilities of federal agencies in preventing, preparing for, and responding to cyberattacks. Centralized authority, points of contact, and formalized communication pathways are necessary to address increasingly complex threats. In addition, these pathways must occur at each level within government and other organizations.

Commented [BB8]: 9/24: Based on WA suggestion.

~~4.~~3. The increasing number and inconsistency of federal security regulations puts an unnecessary burden on state governments and is an inefficient use of often-constrained security resources. The federal government should establish a working group with representatives from states and federal agencies, as well as restore the position of the White House cybersecurity coordinator, to harmonize disparate agency regulations.

Commented [BB9]: 9/17: WA edit.

~~5.~~4. Western Governors recommend that the federal government continue the DHS State, Local, Tribal, and Territorial Engagement Program, which provides cybersecurity risk briefings and resources to Governors and other officials. The Governors also support DHS's Office of Cybersecurity and Communications, with which state chief information officers regularly interact.

~~6.~~5. The National Institute for Standards and Technology (NIST) Cybersecurity Framework and other standards can facilitate effective, consistent, and risk-based decision-making in government and industry. Real-world simulations of attacks on critical infrastructure are essential to prepare our nation for potential threats.

~~7.~~6. The federal government should use the full range of economic tools, including travel and financial sanctions, to deter cyberattacks organized or supported by nation-states.

~~8.~~7. The public and private sectors must take steps to mitigate global supply chain risks (e.g. installation of malicious software or hardware). Government and industry should also increase the cybersecurity awareness of government and private employees through training and education.

~~9.~~8. The Administration should propose, and Congress should provide, long-term authorization and sufficient appropriations for high-quality cybersecurity education and workforce development programs to grow and sustain the cybersecurity workforce. The federal government should

AMERICAN OVERSIGHT

also expand the CyberCorp: Scholarship for Service program and continue to support educational initiatives, such as NIST's Initiative for Cybersecurity Education and National Centers of Academic Excellence in Cyber Defense.

~~10.~~9. Western Governors support policies that incentivize the private sector to improve cybersecurity and share information regarding cyber threats as early as possible, including policies to improve access to information or create common standards for information-sharing. The federal government should emphasize the benefits of information-sharing, while alleviating private sector concerns with this essential communication. The federal government and states should continue to investigate liability protections, such as safe harbor provisions, for entities that report cyber intrusions.

~~11.~~10. Our nation requires innovation in detecting, preventing, and responding to continually-evolving cyber threats. More research is required to understand the use of blockchain and encryption by perpetrators and its utility for defense against cyber threats, and address vulnerabilities of other emerging technologies, including connected vehicles and Internet of Things devices. The federal government should provide funding and technical assistance for these and other types of cybersecurity research and development.

C. GOVERNORS' MANAGEMENT DIRECTIVE

1. The Governors direct WGA staff to work with congressional committees of jurisdiction, the Executive Branch, and other entities, where appropriate, to achieve the objectives of this resolution.

2. Furthermore, the Governors direct WGA staff to consult with the Staff Advisory Council regarding its efforts to realize the objectives of this resolution and to keep the Governors apprised of its progress in this regard.

Commented [BB10]: 9/24: Based on WA suggestion.

DRAFT

AMERICAN OVERSIGHT

[Date]

Mr. James D. Ogsbury
Executive Director
Western Governors' Foundation
1600 Broadway
Denver, Colorado 80202

Dear Mr. Ogsbury:

I hereby resign as a Director of the Western Governors' Foundation, effective December 14, 2018.

Sincerely,

DRAFT

AMERICAN OVERSIGHT

Memorandum

TO: Western Governors
FROM: Jim Ogsbury, Executive Director, Western Governors' Association
DATE: October 1, 2018
SUBJECT: Western Governors' Foundation

Background

The Western Governors' Foundation is a 501(C)(3) organization, which was established to support the Western Governors' Association. Its explicit purpose is, "to make distributions to the Western Governors' Association." In effect, the Foundation is a passive financial arm of the Association, collecting contributions from sponsors for transfer to the Association. The overwhelming majority of contributions to WGA, however, are made directly to the Association.

Dues-paying members of the Association serve as Directors of the Foundation.

Reconstruction of the Foundation

At the 2018 Annual Meeting of WGA, the Executive Committee authorized pursuit of the Foundation's reinvention as an authentic philanthropic organization, supporting the Association through "charitable, scientific, literary, or educational" activities as countenanced under Section 501(C)(3) of the Internal Revenue Code. Pursuant to this direction, WGA engaged counsel and developed the attached draft comprehensive amendments to the Foundation's Articles of Incorporation and Bylaws. Salient features of the new draft governing documents follow:

- The Foundation Board would be composed of 3-9 individuals, appointed by the Association. Although there are no proposed restrictive qualifications to Board service, we anticipate that the Board would be composed of interested current and former Western Governors.

DRAFT

AMERICAN OVERSIGHT

- To maintain the Foundation's favorable tax status and reduce administrative burden, the Foundation would be "operated, supervised or controlled" by the Association.

- Management responsibilities would be invested in a President, appointed by the Board. Currently, the Executive Director of the Association serves as the Executive Director of the Foundation.

Implementation

Reconstruction of the Foundation will involve a 3-step process:

1. An affirmative vote to adopt the revised Articles and Bylaws.
2. Resignation of current directors from the Foundation Board.
3. Appointment of new Foundation Board members by the Association.

According to counsel, the Foundation may not adopt the new governing documents by ballot. Accordingly, we hope that a quorum of Foundation directors (9) will assemble at the WGA Winter Meeting in Hawaii to consider the proposal.

In the meantime, we encourage Governors to affirmatively resign as Directors of the Foundation Board to facilitate the Foundation's reinvention. Such resignation should be made effective immediately following the reorganization vote. A draft letter of resignation is attached for your reference and use. Governors who are interested in taking an active role in the Foundation may be reappointed to the Foundation Board at a later time.

Thank you for your attention to this important matter. Please contact me if you have any questions or require further information.

DRAFT

AMERICAN OVERSIGHT

DRAFT – INTERNAL USE ONLY

WESTERN GOVERNORS' ASSOCIATION

Policy Resolution 2018-XX

Foreign Visitor Preclearance
Version 1

A. BACKGROUND

1. The U.S. Department of Commerce estimates that nearly ~~75~~ 76 million foreign visitors entered the country during ~~2014~~2016. The vast majority of these travelers arrived in the United States by plane.[1]

2. Tourism is a significant revenue source for western states and territories, many of which count international travelers as major contributors to state and local economies and look to international tourism to drive local employment.

3. As a result of utilizing technology such as Automated Passport Control equipment, average wait time at airport passport and immigration processing areas have declined in recent years, but still frequently exceeds 60 minutes.[2]

~~3. Arriving airline passengers sometimes experience wait times in the airport passport and immigration processing area in excess of 90 minutes.~~

4. Foreign visitor preclearance allows international travelers to be screened by U.S. Customs and Border Patrol (CBP) officers prior to boarding an international flight. This preclearance allows passengers to bypass U.S. customs stations upon arrival at an American airport.

5. The Transportation Security Administration requires passenger and property screening at foreign preclearance airports to conform with U.S. aviation security screening standards.

6. Preclearance arrangements between the U.S. and Canada began in 1952. Since that time CBP has established over 600 American law enforcement officers and agricultural specialists at 15 preclearance airports in six countries: Ireland, Canada, Aruba, The Bahamas, Bermuda and United Arab Emirates. CBP also staffs a pre-inspection facility for passenger/vehicle ferry traffic to the U.S. in Victoria, Canada.[3]

7. While there were earlier announcements in 2015 and 2016 to possibly expand the preclearance program to eleven new airports in nine countries, CBP has only concluded agreements to cover Stockholm, Sweden (signed November 4, 2016) and Punta Cana, Dominican Republic (signed December 1, 2016).[4]

---

[1] International Trade Administration Fast Facts, http://tinet.ita.doc.gov/outreachpages/download_data_table/Fast_Facts_2016.pdf
[2] U.S. Customs and Border Protection, Airport Wait Times, https://awt.cbp.gov/
[3] U.S. Customs and Border Protection, Preclearance Locations, https://www.cbp.gov/border-security/ports-entry/operations/preclearance
[4] "DHS Announces 11 New Airports Selected For Possible Preclearance Expansion Following Second Open Season" https://www.dhs.gov/news/2016/11/04/dhs-announces-11-new-airports-selected-possible-preclearance-expansion-following

AMERICAN OVERSIGHT

~~7. On March 16, 2015, U.S. Department of Homeland Security (DHS) Secretary Jeh Johnson signed a new preclearance agreement with the government of Canada. On May 29, 2015, CBP announced its intention to expand air preclearance operations to ten additional airports in nine countries:~~

- ~~Brussels Airport, Belgium;~~
- ~~Punta Cana Airport, Dominican Republic;~~
- ~~Narita International Airport, Japan;~~
- ~~Amsterdam Airport Schipol, Netherlands;~~
- ~~Oslo Airport, Norway;~~
- ~~Madrid-Barajas Airport, Spain;~~
- ~~Stockholm Arlanda Airport, Sweden;~~
- ~~Istanbul Ataturk Airport, Turkey;~~
- ~~London Heathrow Airport, United Kingdom; and~~
- ~~Manchester Airport, United Kingdom.~~

8. In FY2017, CBP precleared more than 19 million passengers.[5]

~~8. These represent some of the busiest last points of departure to the United States – in 2014 nearly 20 million passengers traveled from these airports to the U.S.~~

9. The DHS has supported preclearance as both a security imperative – enabling CBP to identify and stop potential terror threats before they reach U.S. soil – and a strong economic opportunity.

B. GOVERNORS' POLICY STATEMENT

1. In recognition of the economic and national security benefits provided by foreign visitor preclearance, Western Governors support CBP's use of preclearance to reduce excessive wait times at American immigration and processing areas.

2. Western Governors support the efforts of DHS and CBP to increase the number of international airports and countries at which foreign visitor preclearance is used. Such expansion will streamline legitimate international travel and will further protect the safety and security of American citizens as well as international visitors.

3. Preclearance also allows smaller airports with no or few full-time CBP personnel to accept direct international flights from preclearance-approved foreign airports. Western Governors recognize the benefit this provides small or rural airports in accepting international travelers more efficiently. ~~that accept a significant number of international travelers, for instance Antonio B. Won Pat International Airport in Guam, where passengers on arriving international flights can wait 2-3 hours for visa processing.~~

4. In recognition of the benefits provided by foreign visitor preclearance, and in order to expand its use, DHS should work to complete the negotiation process with foreign countries and add new preclearance-approved international airports as soon as possible.

[5] Remarks of Acting Commissioner Kevin K. McAleenan at Press Event Marking Release of CBP's Trade and Travel Fiscal Year 2017 Report, February 13, 2018, https://www.cbp.gov/newsroom/speeches-and-statements/remarks-acting-commissioner-kevin-k-mcaleenan-press-event-marking

AMERICAN OVERSIGHT

5. Additionally DHS and CBP should work with western states to help identify optimal international foreign visitor preclearance airports for future consideration and should work with western state tourism directors to expand international travel opportunities in western states.

C. GOVERNORS' MANAGEMENT DIRECTIVE

1. The Governors direct WGA staff to work with Congressional committees of jurisdiction, the Executive Branch, and other entities, where appropriate, to achieve the objectives of this resolution.

2. Furthermore, the Governors direct WGA staff to consult with the Staff Advisory Council regarding its efforts to realize the objectives of this resolution and to keep the Governors apprised of its progress in this regard.

DRAFT

AMERICAN OVERSIGHT

Reimagining the Rural West

FY19 Planning Activities

Action Request:
WGA requests SAC assistance with the first planning year objective - populating the initiative advisory group. Please connect WGA with the appropriate person in your governor's office with policy expertise related to rural development to provide feedback and assist with scoping efforts.

Please assist WGA with this effort by October 19th.

Initiative Overview:

The Western Governors' "Reimagining the Rural West" Initiative will examine the elements critical to the ongoing and future vitality of rural western communities, with the goal of identifying actions western states can take to best support these communities, especially by effecting changes in federal policies. The initiative will be organized around three topical pillars: Opportunity, Connectivity and Community. Suggested topics or objectives are identified for each.

1. Opportunity

This pillar will examine strategies for strengthening rural western economies, in particular through leveraging the West's strengths (e.g. resource-based industries) and advantages (e.g. frequent proximity to public lands). This includes opportunities such as growing the outdoor economy, modernizing the energy industry, capitalizing on restoration and conservation services, and applying new technologies to agriculture.

Suggested Topics:

- Advancing Western Governors' all-of-the-above energy vision, which calls for making the West a leader in energy education, technology development, research and innovation;
- Providing a platform for states to share best practices in developing the outdoor recreation economy, including through establishment of offices of outdoor recreation, strategies to leverage the private sector, and identifying federal policies or investments that would support that industry's growth;
- Advancing Western Governors' forest and rangeland management priorities related to expanding markets for forest products and diversified rangeland goods and services and supporting forest and rangeland restoration activities; and
- Developing and utilizing economic incentives, such as federal Opportunity Zones, to attract businesses and foster entrepreneurism.

AMERICAN OVERSIGHT

2. Connectivity

The Connectivity pillar will foster solutions-oriented discussions around the rural West's infrastructure challenges with a focus on broadband and transportation – the infrastructure needed to bridge the gap between rural communities and metropolitan areas.

Suggested Topics:

- Developing funding strategies and solutions for rural infrastructure investments, including how states can drive private sector investment through tax or other incentives;
- Sharing best practices and developing recommendations for prioritization of infrastructure funding, focusing on investments that are critical to attract and retain businesses and investments that adapt to or anticipate changing or emerging technologies;
- Facilitating deployment of rural broadband by:
    - Convening stakeholders and state officials to discuss best practices for building rural broadband systems that provide continuous, low-cost access;
    - Engaging with states to "ground-truth" broadband data that is available to federal agencies. Low-quality data affects the allocation of federal funding to rural communities through FCC and USDA loan and grant programs;
    - Examining innovative broadband mapping strategies, such as nonprofit entities collecting Internet Service Provider infrastructure data to estimate coverage; and
    - Coordinating with USDA to ensure the new broadband pilot program managed by the Rural Utility Service prioritizes areas that wholly or severely lack access to broadband.
- Identifying critical transportation infrastructure (surface and air) and federal regulations that may impact the rural communities' ability to maintain this infrastructure.

3. Community

This pillar will explore the amenities and attributes that make rural communities attractive places to live, identifying critical elements (e.g. access to education, affordable housing, healthcare) and strategies for reinforcing or developing those elements.

Suggested Topics:

- Showcasing western communities that are doing a good job attracting and retaining young people and families and developing recommendations for other communities to replicate that success;
- Identifying and disseminating best practices for communities to collect and analyze locally generated socioeconomic data to inform policy decisions and connect communities to

AMERICAN OVERSIGHT

groups/tools that are working to support that effort (such as the Headwaters Economic tool);

- Facilitating conversation on how to engage tribal populations while building community;

- Providing a forum for states to share best practices in rural workforce development such as strategies to close rural skills gaps in sectors such as healthcare and education; models for providing access to post-secondary education in rural communities; expanding apprenticeship in rural industries and businesses; and identifying and training skills for a resilient workforce that can adapt and innovate as technologies change;

- Evaluating federal policies affecting rural healthcare, including the sustainability of rural hospitals and deployment of telehealth services;

- Evaluating federal policies affecting the distribution of funding for rural development to determine whether rural areas are able to capture their fair share, and if not, identifying solutions such as providing tools or resources and advocating for legislative or regulatory changes; and

- Sharing best practices and developing policy recommendations to alleviate the rural housing shortage.

Planning Year Objectives:

1. Build Advisory Group (October 2018)

WGA staff will build out an advisory group for the initiative. The advisory group will consist of state policymakers with a broad expertise in rural economic development and sustainability. WGA will work with SAC to identify participants from Governors' offices or state agencies.

The advisory group's first task will be to develop survey instruments that will be deployed in the planning year to identify to refine the scope of the initiative and identify potential outcomes. The advisory group will also help WGA distribute the survey to appropriate stakeholders.

2. Develop and Distribute Initial Survey (November – December 2018)

Working with the advisory group, WGA will develop an initial survey to gather information pertinent to the initiative. This survey will gauge states' interest in the suggested topics put forth in the initiative framework, solicit best practices and case studies, and help to identify potentially overlooked topics of inquiry.

3. Establish Stakeholder Interest and List (Ongoing)

The team will conduct outreach to stakeholders (nonprofit organizations, federal agencies, state and local government, business community) and build out an initiative list that will be used for distribution and to populate initiative events.

4. Develop Potential Sponsors (December 2018 – May 2019)

AMERICAN OVERSIGHT

The WGA team will develop and secure initiative sponsors before the launch of the initiative in June 2019. The team will work to identify interested sponsors at the Winter Meeting. Sponsorship materials will be developed and finalized by March 2019 with the goal of securing initiative sponsors before the initiative roll-out in June.

5. Develop and Finalize Initiative Plan (January – April 2019)

The WGA team will develop and finalize the initiative plan by April 2019. The plan will identify the concrete outcomes the initiative will work toward and how it will do so. The plan will detail the number and type of in-person events needed and the topics to be addressed at each. WGA will present the plan to SAC for feedback at the Spring Strategic Planning Meeting.

WGA Staff: Lauren DeNinno (ldeninno@westgov.org), Britta Beckstead (bbeckstead@westgov.org), and Kevin Moss (kmoss@westgov.org)

AMERICAN OVERSIGHT

Western Governors' Association – Draft Resolutions Status –--Fall 2018[1]

10-04-18

#	*Resolution Topic*	*SAC Review Status*	*Sponsors*	*Notes*
	Foreign Visitor Preclearance *(Renewal of Expired Resolution)* *(Staff Lead: Lauren DeNinno)*	9/20: HI indicated they would like this resolution to be considered during this resolution process during the SAC call. SAC indicated a working group was not needed. 9/28: HI submitted a revised version of the expiring resolution. This was circulated to SAC as V1.		
	Cybersecurity *(New Topic)* (Working Group: ND, WA) *(Staff Lead: Britta Beckstead)*	9/17/18: Work Group call. Attendees: WA. 9/24/18: Work Group call. No attendees. WA provided edits/feedback on draft. 10/1/18: Work Group call. No attendees. 10/2-10/3: ND and WA provided feedback/edits. 10/4/18: V1 shared with SAC.		
	Compensatory Mitigation *(New Topic)* (Working Group: CO, ID, MT, NV, UT, WA) *(Staff Lead: Zach Bodhane)*	9/25/18: Working Group call. Attendees: WA, MT, UT. No substantive edits provided. 10/2/18: Working Group call. Attendees. CO, ID, UT, NV. No substantive edits provided. NV noted that they may have edits in the future but did not object to moving forward with full SAC consideration.		

[1] *Article VI(A)(3) of the Western Governors' Association bylaws requires initial drafts of resolutions to be circulated no less than 60 days prior to a vote of the Governors.*

AMERICAN OVERSIGHT

		10/4/18: V1 shared with SAC.		
	Health Care *(New Topic)* (Working Group: AK, CA, CO, ID, NM, OR, SD, UT, WA) *(Staff Lead: Troy Timmons)*	9/20/18: Resolution discussed on SAC call. Working group established. CA, CO, ID, NM, OR, SD, UT, WA agree to participate. 9/25/18: AK joins working group. 10/3/18: Working group call. No attendees.		

AMERICAN OVERSIGHT

WGA Resolutions Development Process Calendar – Fall 2018

Under the revised Western Governors' Association bylaws, initial drafts of resolutions must be circulated no less than 60 days prior to a vote of the Governors. **For the fall 2018 resolution cycle, that deadline will be October 8, 2018.**

September 14, 2018	Fall 2018 SAC Strategic Planning Meeting (Vancouver B.C. and via Conference Call).
September 20, 2018	Regularly Scheduled Biweekly SAC Call
October 4, 2018	Regularly Scheduled Biweekly SAC Call
October 8, 2018	Bylaw-driven deadline for all initial draft resolutions to be received by WGA.
October 18, 2018	SAC Call to Review and Discuss Draft Resolutions.[1]
October 25, 2018	SAC Call to Review and Discuss Draft Resolutions.
November 1, 2018	SAC Call to Review and Discuss Draft Resolutions.
November 8, 2018	SAC Call to Review and Discuss Draft Resolutions.
November 15, 2018	SAC Call to Review and Finalize All Draft Resolutions Meeting Bylaw Requirements of Co-sponsorship.
November 27, 2018	Meeting Notice, Resolutions and Ballots Go Out to Governors.
Date During Balloting Period TBD	Governors-Only Call – To Discuss Any Draft Resolutions Requiring Gubernatorial Resolution
December 6, 2018	SAC Call (2018 Winter Meeting Logistics)
December 7, 2018	Governors' Completed Ballots Requested Back to WGA Staff.
December 11-13, 2018	Governors' 2018 Winter Meeting / Announcement of Resolution Ballot Results.

AMERICAN OVERSIGHT

AMERICAN OVERSIGHT

BYLAWS
OF
WESTERN GOVERNORS' FOUNDATION

(a Colorado Nonprofit Corporation)

ARTICLE I.
OFFICES

1. Business Offices. The principal office of the corporation shall be located at such place as may be designated by the corporation from time to time in filings with the Secretary of State of Colorado. The corporation may have such other offices, either within or without the State of Colorado, as the Board of Directors may determine or as the affairs of the corporation may require from time to time.

2. Registered Office. The corporation shall have and continuously maintain in the State of Colorado a registered office, and a registered agent whose office is identical with such registered office, as required by the Colorado Revised Nonprofit Corporation Act. The registered office may be, but need not be, identical with the principal office if the principal office is in the State of Colorado. The address of the registered office may be changed from time to time by the corporation as long as the proper filings are made with the Secretary of State of Colorado.

ARTICLE II.
NO VOTING MEMBERS

The corporation shall have no voting members and the Board of Directors shall be elected as provided in Article III below.

ARTICLE III.
BOARD OF DIRECTORS

1. General Powers. The affairs of the corporation shall be managed under the direction of its Board of Directors. Directors need not be residents of the State of Colorado, but they shall be natural persons who are at least eighteen years of age.

2. Number, Tenure and Qualifications. The number of Directors shall be between three and nine. The number of Directors within that range shall be fixed or changed from time to time by the Board of Directors. Directors serving in that capacity at the time of the adoption of these revised and restated bylaws shall continue to serve as Directors for two years from that time or until their death, removal or resignation. All successor Directors shall be appointed by Western Governors' Association, a Colorado nonprofit corporation ("WGA"), to serve for a term of up to four years. Each Director shall serve for the term for which they are elected and until their successor shall have been appointed or elected and qualified, or until such Director's earlier death, resignation or removal. A Director may serve successive terms if reappointed or reelected.

DRAFT

AMERICAN OVERSIGHT

At least a majority of the members of the Board of Directors shall not be disqualified persons (as defined in Section 4946 of the Internal Revenue Code of 1986, as amended (the Code)) other than foundation managers.

It is the intention of the corporation that it be regarded as "operated, supervised or controlled by" WGA within the meaning of Section 509(a)(3)(B)(i) of the Code.

3. Removal. The Directors may be removed with or without cause by WGA at any time by giving written notice to the Director who is being removed and to the corporation. Such removal shall be effective when the notice of removal is received by both the Director to be removed and the corporation unless the notice states a later effective date.

4. Meetings. The Board of Directors shall meet at least one time each year at a meeting designated as the annual meeting and called by the Chairperson of the Board. Additional meetings may be called by the Chairperson of the Board or upon the written request of at least two Directors. All meetings shall be held at the time and place designated by the Chairperson of the Board.

5. Notice of Meetings. Notice of each meeting of Directors shall be given to each Director. If such notice is given (a) by personally delivering written notice to a Director, (b) by personally telephoning such Director, or (c) by delivering notice to such Director by electronic mail, it shall be so given at least two (2) days prior to the meeting. If such notice is given either (y) by depositing a written notice in the United States mail, postage prepaid, or (z) by transmitting a facsimile directed to such Director, it shall be so given at least four (4) days prior to the meeting. Notice shall be sent to the street or electronic addresses or facsimile numbers of the Directors set forth in the corporation's records. The notice of all meetings shall state the place, date and hour thereof, but need not, unless otherwise required by statute, state the purpose or purposes thereof.

6. Quorum. Two-Thirds of the Board of Directors shall constitute a quorum for the transaction of business at any meeting of the Board; but if less than two-thirds of the Directors are present at said meeting, a majority of the Directors present may adjourn the meeting from time to time without further notice.

7. Manner of Acting. The act of two-thirds of the Directors shall be the act of the Board of Directors, unless the act of a greater number is required by law or by these bylaws.

8. Vacancies. Any vacancy occurring in the Board of Directors, including any vacancy resulting from the removal of a Director or from an increase in the number of Directors, shall be filled by WGA. A Director appointed or elected to fill a vacancy shall be elected for the unexpired term of his or her predecessor in office.

9. Compensation. Directors as such shall not receive any stated salaries for their services, but by resolution of the Board of Directors a fixed sum and expenses of attendance, if any, may be allowed for attendance at each meeting of the Board; but

AMERICAN OVERSIGHT

nothing herein contained shall be construed to preclude any Director from serving the corporation in some other capacity and receiving compensation therefor.

10. Informal Action by Directors. Any action required by law or permitted to be taken at a meeting of Directors may be taken without a meeting if notice is transmitted in writing to each member of the Board and each member of the Board by the time stated in the notice: (x) votes in writing for such action; or (y) (i) votes in writing against such action, abstains from voting, or fails to respond or vote; and (ii) fails to demand in writing, that action not be taken without a meeting. The notice required by this Section shall state (a) the action to be taken; (b) the time by which a Director must respond; (c) that failure to respond by the time stated in the notice will have the same effect as abstaining in writing by the time stated in the notice and failing to demand in writing by the time stated in the notice that action not be taken without a meeting; and (d) any other matters the corporation determines to include. Action is taken under this Section only if at the end of the time stated in the notice transmitted pursuant to this Section the affirmative votes in writing for such action received by the corporation and not revoked equal or exceed the minimum number of votes that would be necessary to take such action at a meeting at which all of the Directors then in office were present and voted, and the corporation has not received a written demand that such action not be taken without a meeting other than a demand that has been revoked. A writing by a Director under this Section shall be in a form sufficient to inform the corporation of the identity of the Director, the vote, abstention, demand, or revocation of the Director, and the proposed action to which such vote, abstention, demand or revocation relates. All communications under this Section may be transmitted or received by the corporation by electronically transmitted facsimile, electronic mail, or other form of wire or wireless communication. For purposes of this Section, communications to the corporation are not effective until received.

11. Meetings by Telephone. Members of the Board of Directors or any committee designated thereby may hold or participate in a meeting of the Board of Directors or such committee by means of conference telephone or similar communications equipment provided that all such persons so participating in such meeting can hear each other at the same time.

ARTICLE IV.
OFFICERS

1. Officers. The officers of the corporation shall be a Chairperson of the Board, a Vice Chairperson of the Board, a President, and such other officers as may be elected in accordance with the provisions of this Article. The Board of Directors may elect or appoint such other officers as it shall deem desirable, such officers to have the authority and perform the duties prescribed, from time to time, by the Board of Directors. The Chairperson of the Board and the Vice Chairperson of the Board shall be elected from among the members of the Board. No individual may simultaneously hold more than one office in the Corporation. The officers must be natural persons who are at least eighteen years of age.

AMERICAN OVERSIGHT

2. Election and Term of Office. The officers of the corporation shall be elected annually by the Board of Directors at the next regular meeting of the Board of Directors following the annual meeting of the Board of Directors. If the election of officers shall not be held at such meeting, such election shall be held as soon thereafter as conveniently may be. New offices may be created and filled at any meeting of the Board of Directors. Each officer shall hold office until his or her successor shall have been duly elected and shall have qualified.

3. Removal. Any officer elected or appointed by the Board of Directors may be removed by the Board of Directors at any time with or without cause, but such removal shall be without prejudice to the contract rights, if any, of the officer so removed.

4. Vacancies. A vacancy in any office because of death, resignation, removal, disqualification or otherwise, may be filled by the Board of Directors for the unexpired portion of the term.

5. Chairperson of the Board. The Chairperson of the Board shall preside at meetings of the Board of Directors, shall consult with the President and keep generally advised about the state of the corporation and shall perform such other duties as may be determined by the Board.

6. Vice Chairperson of the Board. The Vice Chairperson of the Board shall perform the duties of the Chairperson of the Board in case of the absence or resignation of the Chairperson or inability of the Chairperson to act.

7. President. The President shall be the principal executive officer of the corporation and shall in general supervise and control all of the business and affairs of the corporation. He or she shall preside at all meetings of the Board of Directors if the offices of Chairperson and Vice Chairperson of the Board are vacant or the Chairperson and Vice Chairperson are absent or unable to act. The President may sign contracts or other instruments which the Board of Directors has authorized to be executed, except in the cases where the signing and execution thereof shall be expressly delegated by the Board of Directors or by these bylaws or by statute to some other officer or agent of the corporation; and in general he or she shall perform all duties incident to the office of President and such other duties as may be prescribed by the Board of Directors from time to time.

The President shall have charge and custody of and be responsible for all funds and securities of the corporation; and, with the assistance of staff of the corporation, shall receive and give receipts for moneys due and payable to the corporation from any source whatsoever, and deposit all such moneys in the name of the corporation in such banks, trust companies or other depositaries as shall be selected by the Board of Directors.

The President shall be the custodian of the corporate records and shall ensure that minutes of the meetings of the Board of Directors are kept in one or more books provided for that purpose. With the assistance of staff of the corporation, the President

AMERICAN OVERSIGHT

shall see that all notices are duly given in accordance with the provisions of these bylaws or as required by law, and shall keep a register of the post-office and email addresses of each Director which shall be furnished to the President by such Director.

ARTICLE V.
COMMITTEES

1. Committees of Directors. The Board of Directors may create one or more committees of the Board and appoint one or more Directors to serve on them, by vote of a majority of all Directors in office, which committees shall have and exercise the authority of the Board of Directors in the management of the corporation as may be delegated to such committee by the Board of Directors, except that no such committee shall have the authority of the Board of Directors in reference to authorizing distributions, electing, appointing or removing any Director, amending articles of incorporation, amending, altering or repealing the bylaws; approving a plan of merger, or approving a sale, lease exchange or other distribution of all, or substantially all of the corporation's property, with or without goodwill, otherwise than in the usual and regular course of business.

2. Advisory Committees. The corporation may have other committees similarly appointed which shall not have the authority of the Board of Directors in the management of the corporation and which shall serve solely as advisory committees to the Board.

3. Term of Office. Committees may be terminated and members may be appointed and removed from committees as determined by the Board of Directors from time to time.

ARTICLE VI.
STANDARDS OF CONDUCT FOR OFFICERS AND DIRECTORS

Each Director shall discharge the Director's duties as a Director, including the Director's duties as a member of a committee of the Board, and each officer with discretionary authority shall discharge the officer's duties under that authority: (a) in good faith; (b) with the care an ordinarily prudent person in a like position would exercise under similar circumstances; and (c) in a manner the Director or officer reasonably believes to be in the best interests of the corporation. A Director or officer may rely on information, opinions, reports, or statements, including financial statements and other financial data, if prepared or presented by: (i) one or more officers or employees of the corporation whom the Director or officer reasonably believes to be reliable and competent in the matters presented; (ii) legal counsel, a public accountant, or other person as to matters the Director or officer reasonably believes are within such person's professional or expert competence; or (iii) in the case of a Director, a committee of the Board of Directors of which the Director is not a member if the Director reasonably believes the committee merits confidence.

A Director or officer is not acting in good faith if the Director or officer has knowledge concerning the matter in question that makes reliance otherwise permitted

AMERICAN OVERSIGHT

by the above unwarranted. A Director or officer is not liable as such to the corporation for any action taken or omitted as a Director or officer, if, in connection with such action or omission, the Director or officer performed the duties of the position in compliance with this Article.

ARTICLE VII.
CONFLICTING INTEREST TRANSACTIONS

1. Conflicting Interest Transactions. As used in this Article, "conflicting interest transaction" means: a contract, transaction, or other financial relationship between the corporation and a Director of the corporation, or between the corporation and a party related to a Director, or between the corporation and an entity in which a Director of the corporation is a Director or officer or has a financial interest.

2. Prohibition Against Loans to Directors or Officers. No loans shall be made by the corporation to its Directors or officers. Any Director or officer who assents to or participates in the making of any such loan shall be liable to the corporation for the amount of such loan until the repayment thereof.

3. Voidability of Conflicting Interest Transactions. No conflicting interest transaction shall be void or voidable or be enjoined, set aside, or give rise to an award of damages or other sanctions in a proceeding by or in the right of the corporation, solely because the conflicting interest transaction involves a Director of the corporation or a party related to a Director or an entity in which a Director of the corporation is a Director or officer or has a financial interest or solely because the Director is present at or participates in the meeting of the corporation's Board of Directors or of the committee of the Board of Directors that authorizes, approves, or ratifies the conflicting interest transaction or solely because the Director's vote is counted for such purpose if:

(A) The material facts as to the Director's relationship or interest and as to the conflicting interest transaction are disclosed or are known to the Board of Directors or the committee, and the Board of Directors or committee in good faith authorizes, approves, or ratifies the conflicting interest transaction by the affirmative vote of a majority of the disinterested Directors, even though the disinterested Directors are less than a quorum; or

(B) The conflicting interest transaction is fair as to the corporation.

4. Approval of Conflicting Interest Transactions. Common or interested Directors may be counted in determining the presence of a quorum at a meeting of the Board of Directors or of a committee which authorizes, approves, or ratifies the conflicting interest transaction.

5. Party Related to Director. For purposes of this Article, a "party related to a Director" shall mean a spouse, a descendent, an ancestor, a sibling, the spouse or descendent of a sibling, an estate or trust in which the Director or a party related to a Director has a beneficial interest, or an entity in which a party related to a Director is a Director, officer, or has a financial interest.

AMERICAN OVERSIGHT

ARTICLE VIII.
INDEMNIFICATION

1. Indemnification. To the extent permitted or required by the act (as defined below) and any other applicable law, if any Director or officer (as defined below) of the corporation is made a party to or is involved in (for example as a witness) any proceeding (as defined below) because such person is or was a Director or officer of the corporation, the corporation (I) shall indemnify such person from and against any judgments, penalties, fines (including but not limited to ERISA excise taxes), amounts paid in settlement and reasonable expenses (including but not limited to expenses of investigation and preparation, and fees and disbursements of counsel, accountants or other experts) incurred by such person in such proceeding, and (II) shall advance to such person expenses incurred in such proceeding.

The corporation may in its discretion (but is not obligated in any way) to indemnify and advance expenses to an employee or agent of the corporation to the same extent as to a Director or officer.

The foregoing provisions for indemnification and advancement of expenses are not exclusive, and the corporation may at its discretion provide for indemnification or advancement of expenses in a resolution of its Directors, in a contract or in its articles of incorporation.

Any repeal or modification of the foregoing provisions of this article for indemnification or advancement of expenses shall not affect adversely any right or protection stated in such provisions with respect to any act or omission occurring prior to the time of such repeal or modification. If any provision of this article or any part thereof shall be held to be prohibited by or invalid under applicable law, such provision or part thereof shall be deemed amended to accomplish the objectives of the provision or part thereof as originally written to the fullest extent permitted by law, and all other provisions or parts shall remain in full force and effect.

As used in this article, the following terms have the following meanings:

(A) Act. The term "act" means the Colorado Revised Nonprofit Corporation Act as it exists on the date this Article is adopted, and as the Colorado Revised Nonprofit Corporation Act may be thereafter amended from time to time. In the case of any amendment of the Act after the date of adoption of this article, when used with reference to an act or omission occurring prior to effectiveness of such amendment, the term "act" shall include such amendment only to the extent that the amendment permits a corporation to provide broader indemnification rights than the Colorado Revised Nonprofit Corporation Act permitted prior to the amendment.

(B) Director or Officer. The term "Director" or "officer" means (I) a Director or officer of the corporation and (II) while an individual is a Director or officer of the corporation, the individual's serving at the corporation's request as a Director, officer, partner, member, manager, trustee, employee, fiduciary, or agent of another domestic or foreign corporation, nonprofit corporation, or other person or of an

AMERICAN OVERSIGHT

employee benefit plan, and (III) any other position (not with the corporation itself) in which a Director or officer of the corporation is serving at the request of the corporation and for which indemnification by the corporation is permitted by the act.

(C) Proceeding. The term "proceeding" means any threatened, pending or completed action, suit, or proceeding whether civil, criminal, administrative or investigative, and whether formal or informal.

(D) Code. The term "Code" means the Internal Revenue Code of 1986, as amended from time to time.

2. Limitation. Notwithstanding any other provision of this Article VIII, during any period that the corporation is a "private foundation" within the meaning of section 509 of the Code, or any corresponding provision of any future United States tax law, the corporation shall not indemnify any person from or against or advance to any person the cost of, such expenses, judgments, fines, or amounts paid or necessarily incurred, nor shall the corporation purchase or maintain such insurance, to the extent that any such indemnification, purchase, or maintenance would be determined to be an act of self-dealing within the meaning of section 4941 of the Code, to be a taxable expenditure within the meaning of section 4945 of the Code, or to be otherwise prohibited under the Code, unless and to the extent (i) a court orders such indemnification, or (ii) the purchase or maintenance of such insurance can be treated as reasonable compensation to such person.

ARTICLE IX.
BOOKS AND RECORDS

The corporation shall keep correct and complete books and records of account and shall also keep minutes of the proceedings of its Board of Directors and committees having any of the authority of the Board of Directors, and shall keep at its registered or principal office a record giving the names and addresses of the Directors. All books and records of the corporation may be inspected by any Director or his or her agent or attorney for any proper purpose at any reasonable time.

ARTICLE X.
WAIVER OF NOTICE

Whenever any notice is required to be given under the provisions of the Colorado Revised Nonprofit Corporation Act or under the provisions of the articles of incorporation or the bylaws of the corporation, a Director may waive any notice required to be given to such Director by the Act or these bylaws: (i) whether before or after the date or time stated in the notice as the date or time when any action will occur, by delivering a written waiver to the corporation which is signed by the Director entitled to the notice for inclusion in the minutes, but such delivery and filing shall not be conditions of the effectiveness of the waiver; or (ii) by a Director's attendance at the meeting whereby such Director waives objection to lack of notice or defective notice, unless the Director at the beginning of the meeting objects to the holding thereof or transacting business at the meeting because of lack of notice or defective notice and the

AMERICAN OVERSIGHT

Director also does not vote for or assent to action taken at the meeting. Further, even if a Director attends or participates in a meeting, the Director does not waive any required notice if special notice was required of a particular purpose and the Director objects to transacting business with respect to the purpose for which such special notice was required and does not thereafter vote for or assent to action taken at the meeting with respect to such purpose.

ARTICLE XI.
AMENDMENTS TO BYLAWS

The Board of Directors may amend these bylaws at any time to add, change, or delete a provision; provided, however, to be effective, any amendment of these bylaws shall require written approval of WGA.

ARTICLE XII.
VOTE REQUIRED FOR APPROVAL BY WGA

Unless otherwise provided in these bylaws, at any time when the approval of WGA or of the WGA Board of Directors is required to take any action, such action shall require the affirmative vote of two-thirds of the members of the WGA Board of Directors.

AMERICAN OVERSIGHT

WESTERN GOVERNORS' FOUNDATION
BYLAWS CERTIFICATE

The undersigned certifies that he or she is the Executive Director of Western Governors' Foundation, a Colorado nonprofit corporation, and that, as such, he or she is authorized to execute this Certificate on behalf of the corporation, and further certifies that attached hereto is a complete and correct copy of the bylaws of the corporation adopted by the Board of Directors of the corporation effective as of _____.

_____
[_____], Executive Director

11018820_4

AMERICAN OVERSIGHT

AMENDED AND RESTATED
ARTICLES OF INCORPORATION
OF
WESTERN GOVERNORS' FOUNDATION

Pursuant to the provisions of the Colorado Revised Nonprofit Corporation Act (the "Act"), Western Governors' Foundation, a Colorado nonprofit corporation (the "Corporation"), adopts the following Amended and Restated Articles of Incorporation. The Amended and Restated Articles of Incorporation constitute an amendment and restatement of the original Articles of Incorporation of the Corporation filed with the Colorado Secretary of State on April 2, 1985; correctly set forth the current provisions of the Articles of Incorporation of the Corporation, as amended, and restated; and supersede the Corporation's original Articles of Incorporation and all amendments and supplements thereto or restatements thereof. The Corporation has no voting members and the Amended and Restated Articles of Incorporation were duly adopted by unanimous consent of the Board of Directors of the Corporation on _____, 2018.

ARTICLE I

The name of the Corporation is Western Governors' Foundation.

ARTICLE II

The period of its duration shall be perpetual.

ARTICLE III

The Corporation is organized exclusively for charitable, scientific, literary or educational purposes within the meaning of and pursuant to section 501(c)(3) of the Internal Revenue Code of 1986 (or under the corresponding provision of any future United States Internal Revenue law). Within the scope of the foregoing purposes, the Corporation shall be organized and operated exclusively (i) for the benefit of, (ii) to perform the functions of, or (iii) to carry out the purposes of Western Governors' Association ("WGA"), a Colorado nonprofit corporation, and a governmental unit within the meaning of section 170(b)(1)(A)(v) of the Code. If WGA is dissolved for any reason and is no longer in existence, the purpose of the Corporation shall be to support the governmental units (within the meaning of section 170(b)(1)(A)(v) of the Code) whose Governors were the members of WGA at the time of its dissolution. References in these Articles of Incorporation to the "Code" shall be to the Internal Revenue Code of 1986, as amended from time to time.

ARTICLE IV

A. No part of the income or net earnings of the Corporation shall inure to the benefit of, or be distributable to, any member, director or officer of the Corporation or any other private individual (except that reasonable compensation may be paid for

DRAFT

AMERICAN OVERSIGHT

services rendered to or for the Corporation affecting one or more of its purposes, and reimbursement may be made for any expenses incurred for the Corporation by any officer, director, agent or employee, or any other person or corporation, pursuant to a policy adopted by the Board of Directors); and provided further that no member, director or officer of the Corporation, or any other private individual shall be entitled to share in any distribution of any of the corporate assets on dissolution of the Corporation or otherwise. No substantial part of the activities of the Corporation shall consist of carrying on propaganda or otherwise attempting to influence legislation, except as otherwise provided in section 501(h) of the Code. The Corporation shall not participate in or intervene in (including the publishing or distributing of statements) any political campaign on behalf of, or in opposition to, any candidate for public office.

B. No part of the assets of the Corporation shall inure to the benefit of or be distributable to any organization whose income or net earnings or any part thereof inure to the benefit of any private shareholder or other individual or any substantial part of the activities of which consists of carrying on propaganda or otherwise attempting to influence legislation.

C. Upon dissolution of the Corporation, all of its assets shall be paid over or transferred to WGA, but if WGA is no longer in existence or is no longer qualified to receive assets from the Corporation, then such assets shall be distributed to one or more exempt organizations of the kind described in section 501(c)(3) of the Code, or to governmental units within the meaning of section 170(b)(1)(A)(v) of the Code, as determined by the Board of Directors of the Corporation.

D. Notwithstanding any other provision hereof, this Corporation shall not conduct or carry on any activities not permitted to be conducted or carried on by an organization which is tax exempt under the provisions of section 501(c)(3) of the Code.

E. Notwithstanding any other provision of these Articles during any period that the Corporation is a "private foundation" within the meaning of section 509 of the Code, the Corporation shall be required to distribute its income for each taxable year of the Corporation at such time and in such manner as not to subject the Corporation to tax under section 4942 of the Code; and the Corporation shall be prohibited from engaging in any act of self-dealing as defined in section 4941(d) of the Code, from retaining any excess business holdings in violation of the provisions of section 4943(c) of the Code, from making any investments in such manner as to subject the Corporation to tax under section 4944 of the Code, and from making any taxable expenditures as defined in section 4945(d) of the Code.

ARTICLE V

The Corporation shall have no voting members and all business affairs of the Corporation shall be conducted by its Board of Directors.

AMERICAN OVERSIGHT

ARTICLE VI

The address of the registered office of the Corporation is 1600 Broadway, Suite 1700, Denver, CO 80202, and the name of its initial registered agent at such address is Dan Baer.

ARTICLE VII

The address of the principal office of the Corporation is 1600 Broadway, Suite 1700, Denver, CO 80202.

ARTICLE VIII

There shall be no personal liability, either direct or indirect, of any director of the Corporation to the Corporation or to its members for monetary damages for any breach or breaches of fiduciary duty as a director; except that this provision shall not eliminate the liability of a director to the Corporation or to its members for monetary damages for any breach, act, omission or transaction as to which the Colorado Revised Nonprofit Corporation Act (as in effect from time to time) prohibits expressly the elimination of liability. This provision shall not limit the rights of directors of the Corporation for indemnification or other assistance from the Corporation. This provision shall not restrict or otherwise diminish the provisions of section 13-21-115.7, Colorado Revised Statutes (concerning no liability of directors except for wanton and willful acts or omissions), any amendment or successor provision to such section, or any other law limiting or eliminating liabilities. Any repeal or modification of the foregoing provisions of this Article by the members of the Corporation or any repeal or modification of the provision of the Colorado Revised Nonprofit Corporation Act which permits the elimination of liability of directors by this Article shall not affect adversely any elimination of liability, right or protection of a director of the Corporation with respect to any breach, act, omission, or transaction of such director occurring prior to the time of such repeal or modification.

ARTICLE IX

The Articles of Incorporation and the Bylaws of the Corporation may be altered, amended or repealed by the affirmative vote of a majority of the full Board of Directors of the Corporation provided that, if WGA is then in existence, any such alteration, amendment or repeal is approved by the affirmative vote of two-thirds of the members of the WGA Board of Directors.

The (a) name or names, and (b) mailing address or addresses, of any one or more of the individuals who cause this document to be delivered for filing, and to whom the Secretary of State may deliver notice if filing of this document is refused, are:

AMERICAN OVERSIGHT

NV-DA-20-0615-A-006316

WESTERN GOVERNORS' ASSOCIATION

Policy Resolution 2019-XX

Compensatory Mitigation – Version 1

A. BACKGROUND

1. Through their sovereign and statutory powers, states have primary management authority over all fish and wildlife within their borders. Following decades of work by staff and contractors, states have developed extensive science, expertise, and knowledge of species within their borders.

2. Governors bear responsibility for managing state interests, authorities and property rights within state borders – including fish and wildlife – and oversee state agencies charged with properly managing wildlife, habitat and related resources within their states.

3. States are the primary recipients of economic benefits associated with healthy species and ecosystems. At the same time, the economic costs of compliance with federal environmental regulations can fall disproportionately on western states and local communities. States recognize the importance of economic development and note that it is often not possible to both advance an economic development project and entirely avoid negative impacts to fish and wildlife populations and habitat.

4. Compensatory mitigation plays an important role in wildlife management and conservation, and states rely on its use in developing and executing species conservation strategies. Compensatory mitigation strategies employed by states include, but are not limited to, habitat restoration, establishment, enhancement, or conservation activities.

5. The mitigation hierarchy is a commonly referenced and widely utilized strategy in determining compensatory mitigation requirements for resource development projects. The mitigation hierarchy consists of first avoiding adverse impacts to wildlife populations and habitat where practicable, then minimizing adverse impacts where they cannot be avoided. The final step in the mitigation hierarchy is employing compensatory mitigation measures to replace or offset adverse impacts that remain following avoidance and minimization. This practice is memorialized under the Council of Environmental Quality's implementing regulations and other federal policy and guidance.[1]

6. While states exercise primary management authority over fish and wildlife within their borders, habitat for fish and wildlife often spans a patchwork of land ownership types, complicating state efforts to manage and conserve species under their management jurisdiction. This is particularly challenging in western states, where federal ownership constitutes a generally higher percentage of overall land ownership.

B. GOVERNORS' POLICY STATEMENT

1. States have the responsibility to establish appropriate statutes, regulations, policies and programs to manage fish and wildlife within their borders. This responsibility extends to

[1] 40 CFR 1508.20

DRAFT

AMERICAN OVERSIGHT

the development of compensatory mitigation standards and implementation of compensatory mitigation for species under their management purview.

2. Compensatory mitigation approaches vary from state to state, but they are designed to fully offset residual impacts to habitat function. Governors recognize that habitat functionality is the primary metric by which mitigation outcomes are measured. Compensatory mitigation efforts must sufficient to fully offset residual impacts to habitat function at the site-specific and range-wide scale necessary to meet conservation goals.

3. Where state mitigation standards are in place, consistency with existing state policy should be the primary guiding principle for a federal agency's development or implementation of compensatory mitigation on lands within their management authority or jurisdiction.

4. Western Governors urge federal agencies to adopt and implement state-supported compensatory mitigation programs and policies. Consistency between federal mitigation standards and those in state-supported programs allows wildlife managers, state and federal regulators, and developers to use a consistent compensatory mitigation program across differing land ownership within a state.

5. Western Governors recognize that that the diversity of conceivable species, habitat and project-specific circumstances make quantifying measures, with clearly defined goals, for compensatory mitigation difficult. Governors are concerned about federal agencies' potential inconsistent use and lack of assessment criteria for ambiguous mitigation goals such as "net conservation gain," and they believe that measures should be designed to avoid inappropriate uses of such a goal.

6. Western Governors recognize that mitigation of development impacts to habitat or natural resources must account for a level of risk and uncertainty that a particular compensatory mitigation action may fail to adequately offset adverse impacts to wildlife and habitat. Federal agencies should acknowledge a variety of tools and measures for incorporating risk and uncertainty based on the diverse experience of states in designing and implementing compensatory mitigation programs.

7. Governors believe that federal mitigation policies should be developed in coordination with Governors, and the state agency officials they designate, to achieve the following objectives:

    - Provide measurable and documentable habitat and conservation values, services and functions that are at least equal to the lost or degraded values, services and functions caused by the impact.

    - Incorporate measures to account for a level of risk that a particular compensatory mitigation action may fail or not achieve its stated objectives, and uncertainty about the level and duration of estimated impacts.

    - Provide benefits that are durable and in place for at least the duration of the residual adverse impacts.

    - Encourage the application of compensatory mitigation offsets prior to the impact occurring to ensure no lag time occurs between impacts and offsets.

DRAFT

AMERICAN OVERSIGHT

- Offer transparency and certainty to developers and regulators. This necessitates early and substantive consultation with States and consistency with State designed compensatory mitigation standards where they exist.

C. GOVERNORS' MANAGEMENT DIRECTIVE

1. The Governors direct WGA staff to work with Congressional committees of jurisdiction, the Executive Branch, and other entities, where appropriate, to achieve the objectives of this resolution.

2. Furthermore, the Governors direct WGA staff to consult with the Staff Advisory Council regarding its efforts to realize the objectives of this resolution and to keep the Governors apprised of its progress in this regard.

DRAFT

AMERICAN OVERSIGHT

Stephanie M. Klapstein

From: Magaletti, Matthew <mmagalet@blm.gov>
Sent: Friday, March 23, 2018 6:18 PM
To: Pam Robinson; Sheila Kay Anderson; Tony Wasley; Alan Jenne; Jim Lawrence; Kelly McGowan; Michael Visher; Richard M. Perry; jrbarbee@agri.nv.gov; Meghan Brown; Miller, Katherine@Wildlife; Gardner, Scott@Wildlife
Cc: John Ruhs; Marci Todd; Danielle Chi
Subject: Sage Grouse Chapters 1, 2 and Adaptive Management Appendix
Attachments: Chp 1_Draft GRSG Plan AmendmentNevada and NE California_3_23_18.docx; Chp 2_Draft GRSG Plan AmendmentNevada and NE California_3_23_18.docx; Alternative B Adaptive Management_Appendix_3_23_18.doc

Good Evening State Partners,

Attached for your review is the BLM Nevada and California's current preliminary draft chapters 1 and 2 and our revised adaptive management appendix that we have populated after several meetings with our State partners and with our cooperating agencies this week.

Following your review, these documents will be used to conduct the draft environmental analysis (chapter 4). Before moving ahead, we would like to ensure that our State partners are comfortable with the language that we have developed following our cooperators' meeting (specifically within **chapter 2 - Alternative B**). During your review, please let us know if you are uncomfortable with any language that we have revised. If you have alternative language to address your concern, please share that with us, as that will help expedite our revision process.

Please note that these documents have yet to be sent through a writer-editor (so I apologize up front if there are editorial/formatting errors). We are also working on revising the clarification language (for lek buffers and required design features), therefore, those documents (appendices) are not part of the attachments. The completed Preliminary Draft Amendment/EIS (including chapters 1-5 and appendices) will be shared for all of our cooperators to review on April 10th.

If you can please send us feedback by COB Monday, that would be greatly appreciated (and I apologize for the very short turn around).

I hope you all have a wonderful weekend.
--
Matthew Magaletti
Nevada Sage Grouse Coordinator
Bureau of Land Management, Nevada State Office
(775) 861-6472

AMERICAN OVERSIGHT

NV-DA-20-0615-A-006320

2. ALTERNATIVES

DO NOT DELETE THIS PAGE from the MS Word file, as this is what marks Heading 1 for the table of contents. (Do delete this page later from the Adobe Acrobat [pdf] file.)

AMERICAN OVERSIGHT
NV-DA-20-0615-A-006321

THROW THIS PAGE AWAY & DELETE FROM PDF

AMERICAN OVERSIGHT

NV-DA-20-0615-A-006322

TABLE OF CONTENTS

Chapter Page

2. ALTERNATIVES 2-1

2.1 Introduction 2-1
2.2 Alternatives Considered but Not Analyzed in Detail 2-1
2.2.1 Increase Protection for Greater Sage-Grouse 2-1
2.3 Description of Alternatives 2-2
2.3.1 Alternative A (No-Action Alternative) 2-2
2.3.2 Alternative B (Management Plan Alignment) 2-2
2.4 Comparative Summary of Alternatives (NOTE: BLM Nevada and California's GIS staff is currently working on updating these figures.) 2-2
2.5 Comparison of Alternatives 2-3
2.6 Plan Evaluation, Monitoring, and Adaptive Management 2-1

TABLES

Page

No table of figures entries found.

FIGURES

Page

No table of figures entries found.

AMERICAN OVERSIGHT
NV-DA-20-0615-A-006323

This page intentionally left blank.

AMERICAN OVERSIGHT

NV-DA-20-0615-A-006324

CHAPTER 2
ALTERNATIVES

2.1 INTRODUCTION

This chapter describes the alternatives evaluated as a part of this RMPA/EIS. This Draft EIS analyzes in detail the No-Action Alternative (Alternative A) and one action alternative (Alternative B), which was developed to meet the purpose and need presented in **Chapter 1**. In addition to the alternatives considered in detail, this chapter also describes an alternative considered but eliminated from detailed analysis.

Components of Alternatives

Goals are broad statements of desired outcomes and are not quantifiable or measurable. Objectives are specific measurable desired conditions or outcomes intended to meet goals. Goals and objectives can vary across alternatives, resulting in different allowable uses and management actions for some resources and resource uses.

Management actions and allowable uses are designed to achieve objectives. Management actions are measures that guide day-to-day and future activities. Allowable uses delineate uses that are permitted, restricted, or prohibited, and may include stipulations or restrictions. Allowable uses also identify lands where specific uses are excluded to protect resource values, or where certain lands are open or closed in response to legislative, regulatory, or policy requirements. Implementation decisions are site-specific actions and are typically not addressed in RMPs.

2.2 ALTERNATIVES CONSIDERED BUT NOT ANALYZED IN DETAIL

2.2.1 Increase Protection for Greater Sage-Grouse

During scoping, some commenters asked for increased or additional constraints on land uses and development activities that result in ground disturbance to protection for greater sage-grouse habitat, beyond, above what is in the current management plan, including increased constraints on development. This

AMERICAN OVERSIGHT
NV-DA-20-0615-A-006325

alternative does not meet the purpose and need for the amendment because increasing constraints on land uses and development activities would not align with the purpose of this plan amendment to continue conserving, enhancing, and restoring greater sage-grouse and their habitat while improving coordination with the State management strategies for greater sage-grouse. Further, additional constraints on land uses or development activities without a documented need would not meet the purpose of SO 3353, which directs the BLM to promote habitat conservation while contributing to economic growth and energy independence. As analyzed in the 2015 Nevada and Northeastern California Propose Land Use Plan Amendment and Final EIS, all of the previously analyzed alternatives, including one proposing constraints stricter than the current management plan, were predicted to result in a loss of economic opportunity, as well as opportunities for development on public lands.

2.3 Description of Alternatives

2.3.1 Alternative A (No-Action Alternative)

Under Alternative A, the No Action Alternative, the BLM would not amend the current Nevada and Northeastern California Greater Sage-Grouse Approved Resource Management Plan Amendment. Greater sage-grouse habitat would continue to be managed under current management direction. Goals and objectives for BLM-administered lands and federal mineral estate would not change. Allowable uses and restrictions would also remain the same, as they pertain to activities such as: mineral leasing and development, recreation, lands and realty, and livestock grazing.

2.3.2 Alternative B (Management Plan Alignment)

This alternative is derived from the State conservation plan and a collaborative process with cooperating agencies to support conservation outcomes for greater sage-grouse. SO 3353 directed BLM to collaborate with states and stakeholders to improve compatibility between federal management plans and other plans and programs at the state level, while ensuring consistency with BLM's multiple use mission. This enhanced cooperation between BLM and the Governor's office will lead to improved management and coordination across the range of greater Sage-grouse. This alternative aligns the BLM with the State of Nevada's conservation plan in regards to habitat management area mapping, adaptive management, mitigation, and seasonal timing restrictions.

2.4 Comparative Summary of Alternatives (NOTE: BLM Nevada and California's GIS staff is currently working on updating these figures.)

Decision			Alternative A (No Action)	Alternative (Manageme Plan Alignm
PHMA		Federal Surface		

NV-DA-20-0615-A-006326
AMERICAN OVERSIGHT

		Federal Minerals			
		Total			
GHMA		Federal Surface			
		Federal Minerals			
		Total			
Avoidance and Exclusion	All New Rows		No Restrictions		
			Avoidance		
			Exclusion		
	Wind Development		No Restrictions		
			Avoidance		
			Exclusion		
	Solar Development		No Restrictions		
			Avoidance		
			Exclusion		
Fluid Mineral Leasing		Open			
		CSU/TL			
		NSO			
		Closed			
Closed to Nonenergy Solid Minerals Leasing and Development		Surface Mining			
		All Leasing			
Coal		Unsuitable for Surface Mining			
		Unacceptable for Leasing			

2.5 COMPARISON OF ALTERNATIVES

AMERICAN OVERSIGHT
NV-DA-20-0615-A-006327

AMERICAN OVERSIGHT

Topic	2015 ARMPA Decision Number	Alternative A (No Action)	Alternative B (Management Plan Alignment)
Issue: Modifying Habitat Management Area Designations • Need for adjusting habitat management areas so that they conform to management areas identified by the State of Nevada and based on updated information from USGS. This would provide consistency in management across jurisdictions and to third parties operating on public and state or private lands. • Integration of flexibility into the plans to be able to update habitat management areas without the need for a plan amendment. • Maintaining all habitat areas as identified in the ARMPA, including SFAs, which should be provided with the most protections.			
Conform to management areas identified by the States	Appendix A (Maps)	PHMA, GHMA, and OHMA boundaries are based on the 2015 Approved Resource Management Plan Amendment HMA maps (See Appendix X: Maps). • Manage 9,309,400 acres as PHMA • Manage 5,720,600 acres as GHMA • Manage 5,876,600 acres as OHMA	PHMA, GHMA, and OHMA boundaries are based on composite management categories contained within USGS' Spatially explicit modeling of annual and seasonal habitat for greater sage-grouse (Centrocercus urophasianus) in Nevada and Northeastern California—an updated decision-support tool for management (Coates et al. 2016) and adopted by the State of Nevada on December 11, 2015 (See Appendix X: Maps). • Manage X acres as PHMA • Manage X acres as GHMA • Manage X acres as OHMA
Habitat management area flexibility	MD SSS 17	As site-specific GRSG data (habitat assessments, lek counts, telemetry, etc.) is collected, the information will be included into future modeling efforts using the "Spatially Explicit Modeling of Greater Sage-Grouse Habitat in Nevada and Northeastern California" (Coates et al. 2014) to reflect the most up-to-date spatial representation of GRSG habitat categories. Through plan maintenance or plan amendment/revision, as appropriate, and in consultation with the Nevada Department of Wildlife and USFWS, based on the best scientific information, the updated modeling efforts may be adopted and appropriate allocation decisions and management actions will be applied to PHMA, GHMA, and OHMA. Future modeling efforts to incorporate site-specific GRSG data will utilize	Consistent with the State of Nevada's GRSG Conservation Plan (2014, as amended), the habitat management mapping process will be reviewed and refined every 3 to 5 years. New or improved spatial data (e.g., additional GRSG telemetry data, updated or improved vegetation community data) will be incorporated during the refinement process. The review and refinement process will be scientifically based and include review and input from the SETT, NDOW, BLM, USFS, and USFWS. For refinements in California, this process will also include CDFW. Other stakeholders will be encouraged to participate in the process by submitting relevant information to the listed

AMERICAN OVERSIGHT

NV-DA-20-0615-A-006329

Topic	2015 ARMPA Decision Number	Alternative A (No Action)	Alternative B (Management Plan Alignment)
		the same modeling methods (as described under Methods and Results in Coates et al. 2014) used to develop the current Nevada and Northeastern California Subregions' GRSG habitat management categories. The addition of site-specific GRSG data will allow for the refinement of the spatial representation of the GRSG habitat management categories.	agencies. The USGS habitat suitability modeling processes (Coates et al. 2016) will be the basis for future refinements. As these habitat management categories are approved by the State of Nevada and California, adjustments to PHMA, GHMA, and/or OHMA boundaries based on the process described above will be made by the BLM through plan maintenance. Project proposals that are in the middle of a NEPA analysis (e.g., between draft and final) when new maps are adopted will be considered for exemption from using the new map. BLM recognizes that landscape level mapping may not accurately reflect on-the-ground conditions. At the onset of a proposed project, habitat evaluations of the project site and its surrounding areas shall be conducted by a qualified biologist with sage-grouse experience using methods as defined in Stiver et al 2015, or other scientifically valid techniques.
Issue: Removing Sagebrush Focal Area Designations • Do SFAs contribute to achieving conservation outcomes? • Relevance of this habitat designation in the absence of a mineral withdrawal • Constraints on mineral development within SFAs			
SFA	MD SSS 5 Objective Veg 1 MD Fire 2 Objective Fire 2-4 MD Fire 11-12 MD LG 2	Designate 2,797,400 acres as SFA. SFA will be managed as PHMAs, with the following additional management: • Recommended for withdrawal from the General Mining Act of 1872, subject to valid existing rights • Managed as NSO, without waiver, exception, or modification, for fluid mineral leasing • Prioritized for vegetation management and conservation actions in these areas, including, but not	No similar action (no areas would be managed as SFA). Lands previously identified as SFA will be managed according to their underlying habitat management area designation (PHMA, GHMA, or OHMA, as identified under this alternative).

AMERICAN OVERSIGHT
NV-DA-20-0615-A-006330

Topic	2015 ARMPA Decision Number	Alternative A (No Action)	Alternative B (Management Plan Alignment)
	MD LG 3 MD LG 4 MD LG 5 MD LG 11 MD WHB 3-7 MD MR 3 MD MR 4a MD MR 16 MD LR 24 MD MIT 2	limited to land health assessments, wild horse and burro management actions, review of livestock grazing permits/leases, and habitat restoration.	
Issue: Adaptive Management • Ensure Federal, State, and local partners are part of the causal factor analysis process. • Lack of flexibility with implementing and removing hard trigger adaptive management responses. • Incorporate best available science into the land use plan adaptive management strategy.			
Adaptive Management	MD SSS 18 MD SSS 19 MD SSS 20 MD SSS 21 MD SSS 24 Appendix J	A biologically significant unit (see Appendix A; Figure 2-2) that has hit a soft trigger due to vegetation disturbance will be a priority for restoration treatments consistent with Fire and Invasives Assessment Tool (FIAT) (Appendix J). If a soft trigger is reached, the BLM will identify the causal factor and apply additional project-level adaptive management and/or mitigation measures contained in the authorization (and for future similar authorizations), to alleviate the specific or presumptive causes in the decline of GRSG populations or its habitats and include the following: The adjustment in management would be based on the causal factor and would affect only the area being impacted in the lek cluster or other appropriate scale (e.g., BSU) • GRSG populations and habitat would continue to be monitored annually.	A BSU (see Appendix X; Figure X) that has hit a soft or hard trigger due to vegetation disturbance will be a priority for restoration treatments. <u>Soft Trigger Response</u> Consistent with the Department of the Interiors' Adaptive Management Technical Guide (DOI, 2009), if a soft trigger is reached (as specified in Appendix X), the BLM (in coordination with Federal, State, and local partners) will: 1) Identify the causal factor (causal factor analysis process is described in Appendix X). 2) Implement project specific management responses, based on the causal factor(s). These responses would only be applied to all existing and future projects at the

AMERICAN OVERSIGHT

NV-DA-20-0615-A-006331

Topic	2015 ARMPA Decision Number	Alternative A (No Action)	Alternative B (Management Plan Alignment)
		• If the causal factor were not readily discernable, then an interdisciplinary team, including the BLM, Forest Service (as applicable), and state wildlife agency representatives, would identify the appropriate mitigation or adjusted management actions in a timely manner Once a hard trigger has been reached, all responses in Table J-1 and Table J-2 in Appendix J will be implemented. This includes where soft triggers have been reached for both population and habitat. When a hard trigger is hit in a PAC that has multiple BSUs, including those that cross state lines, the WAFWA Management Zone GRSG Conservation Team will convene to determine the cause, will put project level responses in place, as appropriate, and will discuss further appropriate actions to be applied. The team will also investigate the status of the hard triggers in other BSUs in the PAC and will invoke the appropriate plan response. Adopting any further actions at the plan level may require initiating a plan amendment process. The hard and soft trigger data will be analyzed as soon as it becomes available after the signing of the ROD and then at a minimum, analyzed annually thereafter.	scale at which the soft trigger was reached (e.g. lek cluster, BSU). 3. Develop an emergency/contingency response plan based on site specific/local information, in the event that the population and/or habitat in a given lek cluster or BSU continues to decline. Hard Trigger Response: Consistent with the Department of the Interiors' Adaptive Management Technical Guide (DOI, 2009), once a hard trigger has been reached, the BLM will implement the site specific actions outlined in the emergency/contingency response plan developed as part of the soft trigger response. If the hard trigger was reached, but not preceded by a soft trigger or the emergency/contingency response was not developed, the BLM (in coordination with Federal, State, and local partners) will: 1. Identify the causal factor(s) (causal factor(s) analysis process is described in Appendix X) and determine the appropriate response (in cooperation with Federal, State, and local partners) to alleviate the specific or presumptive causes in the decline of GRSG populations or its habitats. 2) Implement management responses, based on the causal factor(s). These responses would only be applied at the scale at which the hard trigger was reached (e.g. lek cluster, BSU). In some instances, BLM may implement

AMERICAN OVERSIGHT
NV-DA-20-0615-A-006332

Topic	2015 ARMPA Decision Number	Alternative A (No Action)	Alternative B (Management Plan Alignment)
			temporary closures (in accordance with 43 CFR Part 8364.1, and as directed under BLM Instruction Memorandum No. 2013-035) to respond to a causal factor(s) that has resulted in a catastrophic event (i.e., a wildfire). No exceptions to allocation decisions in areas (e.g. lek cluster, BSU) that have tripped a hard trigger. If the response is appropriate at the plan level, a plan amendment process may be required to implement the response. The hard and soft trigger data will be analyzed as soon as it becomes available after the signing of the ROD and then at a minimum, analyzed annually thereafter.
Issue: Mitigation • Alignment with the State of Nevada's mitigation strategy to the greatest extent possible.			
Mitigation	MD MIT 1 MD MIT 2 Appendix F Appendix N	In PHMA, in undertaking BLM management actions, and consistent with valid existing rights and applicable law, in authorizing third-party actions that result in habitat loss and degradation, the BLM will require and ensure mitigation that provides a net conservation gain to the species, including accounting for any uncertainty associated with the effectiveness of such mitigation. The project/activity with associated mitigation (such as the use of the State of Nevada Conservation Credit System) will result in an overall net conservation gain to GRSG (see **Appendix F**). In GHMAs, in undertaking BLM management actions, and consistent with valid existing rights and applicable law, in authorizing third-party actions that result in habitat loss and degradation, the BLM will require and ensure	Same as Alternative A, except Appendix F, Mitigation Strategy, would be updated to include the following clarifying language and concepts: (For BLM lands in Nevada only) When authorizing third-party actions, the BLM would apply the mitigation hierarchy as described in the State of Nevada's Greater Sage-Grouse Conservation Plan, section 3.1.2 (2014), which is to "avoid, minimize, and mitigate," impacts to GRSG in PHMA and GHMA, noting this approach is consistent with, and nearly identical to that which is described in the CEQ regulations at 40 CFR 1508.20. When authorizing third-party actions that would result in direct, indirect, or cumulative impacts to GRSG or their habitat, the BLM would require those impacts to be

AMERICAN OVERSIGHT
NV-DA-20-0615-A-006333

Topic	2015 ARMPA Decision Number	Alternative A (No Action)	Alternative B (Management Plan Alignment)
		mitigation that provides a net conservation gain to the species, including accounting for any uncertainty associated with the effectiveness of such mitigation. The project/activity with associated mitigation (such as the use of the State of Nevada Conservation Credit System) in GHMAs will result in an overall net conservation gain to GRSG (see Appendix F, Regional Mitigation Strategy). In Nevada only, the BLM will consult with the Sagebrush Ecosystem Technical Team (SETT) for application of the "avoid, minimize, and compensate" mitigation strategy and the Conservation Credit System developed by the Nevada Natural Heritage Program and the SETT (2014a, 2014b) or other applicable mitigation system such as outlined in Appendix I. This will be to ensure that a net conservation gain of GRSG habitat is achieved in mitigating human disturbances in PHMAs and GHMAs (see Appendix F) on all agency-authorized activities. The specifics of the coordination will be identified in an MOU between the agencies. Subject to valid existing rights and applicable law, authorize locatable mineral development activity, by approving plans of operation and apply mitigation and best management practices that minimize the loss of PHMAs and GHMAs or that enhance GRSG habitat by applying the "avoid, minimize and compensatory mitigation" process through an applicable mitigation system, such as the Nevada Conservation Credit System and exemplified in the Barrick Nevada Sage-Grouse Bank Enabling Agreement (March 2015).	quantified using the State of Nevada's Habitat Quantification Tool (HQT) to ensure consistency in tracking/reporting changes to habitat quality and quantity. When adverse impacts to GRSG and its habitat remain after avoidance and minimization, mitigation would be considered subject to the federal regulations governing the authorization and valid existing rights. When it is determined that an activity requires compensatory mitigation, or a proponent voluntarily offers to conduct compensatory mitigation, the BLM will coordinate with the Sagebrush Ecosystem Technical Team (SETT) regarding use of the Conservation Credit System (CCS) and/or evaluation of other proponent-developed mitigation options. This assumes the evaluation of mitigation options would be evaluated using HQT.

AMERICAN OVERSIGHT

NV-DA-20-0615-A-006334

Topic	2015 ARMPA Decision Number	Alternative A (No Action)	Alternative B (Management Plan Alignment)
		In Nevada, coordinate with the SETT on the application of a compensatory mitigation program, such as the Nevada Conservation Credit System (CCS) (Appendix N) for mitigating activities that result in habitat loss and degradation of GRSG habitat in Nevada, where the application of compensatory mitigation will occur on or the credit will be applied to disturbance on BLM-administered lands. Identify compensatory mitigation areas in PHMAs and GHMAs with the potential to achieve GRSG habitat objectives (Table 2 2), in accordance with FIAT, the SFA prioritization, and the State of Nevada Strategic Action Plan.	
Issue: Allocation Exception Process • Simplify the various exception processes in the plan amendment. • Address inflexible use of landscape-scale mapping of PHMA, GHMA, and OHMA in regards to the application of land use plan allocations and stipulations. • Unnecessary constraints related to public works projects • Lack of flexibility associated with land disposals			
Allocation Exception Process	MD MR 4a MD MR 3 MD MR 21 MD RE 4 MD LR 21 MD REC 3 Appendix G	(Geothermal) For BLM land in the state of Nevada only, in the portions of the PHMAs outside of SFA, geothermal projects may be considered for authorization if all of the following conditions are met: • A team comprised of BLM, FWS, and NDOW specialists advises the BLM State Director on appropriate mitigation measures for the project and its ancillary facilities, including lek buffer distances using the best available science; • Mitigation actions are consistent with this Plan's mitigation strategy such as the Nevada Conservation Credit System, and	In PHMA and GHMA, the State Director may grant an exception to the land use plan allocations and stipulations described in Section 2-5 if one of the following applies (in coordination with NDOW and/or CDFW): i. The location of the proposed authorization is determined to be non-habitat (by a qualified biologist with sage-grouse experience using methods as defined in Stiver et al 2015, or other scientifically valid techniques) and would not result in direct, indirect, or cumulative impacts

AMERICAN OVERSIGHT
NV-DA-20-0615-A-006335

Topic	2015 ARMPA Decision Number	Alternative A (No Action)	Alternative B (Management Plan Alignment)
		• The footprint of the project is consistent with the disturbance management protocols identified in this plan (see MD SSS 2 and Appendix E) (Salable Minerals) PHMAs are closed to new mineral material sales (see Appendix A; Figure 2-6). However, these areas remain open to free use permits and the expansion of existing active pits, if requirements in MD MR 20 can be met [Objective SSS 4 and apply MDs SSS 1 through SSS 4]. (Oil and Gas) In PHMAs outside of SFA, no waivers or modifications to an oil and gas lease no-surface-occupancy stipulation will be granted. In PHMAs, the Authorized Officer may grant an exception to an oil and gas lease no-surface-occupancy stipulation only where the proposed action: i. Will not have direct, indirect, or cumulative effects on GRSG or its habitat; or, ii. Is proposed to be undertaken as an alternative to a similar action occurring on a nearby parcel, and will provide a clear conservation gain to GRSG. Exceptions based on conservation gain (ii) may only be considered in (a) PHMAs of mixed ownership where federal minerals underlie less than fifty percent of the total surface, or (b) Areas of the public lands where the proposed exception is an alternative to an action occurring on a nearby parcel subject to a valid federal oil and gas lease existing as of the date of this RMP amendment. Exceptions based on conservation gain must also include measures, such as enforceable institutional controls and	on GRSG and its habitat. Management direction would not apply to those areas of non-habitat; ii. Impacts from the proposed action could be offset through the use of the mitigation hierarchy (avoid, minimize, mitigate) to achieve a net conservation gain and demonstrate that the individual and cumulative impacts of the project would not result in habitat fragmentation or other impacts that would cause sage-grouse populations to decline (State plan 2014, pg 15). iii. The proposed action must be authorized to address public health and safety concerns, specifically as they relate to local, state, and national priorities. iv. Renewals or re-authorizations of existing infrastructure in previously disturbed sites or expansions of existing infrastructure that do not result in direct, indirect, or cumulative impacts on GRSG and its habitat. v. Land tenure exceptions would be considered for lands identified for disposal or exchange in previous RMPs as part of the due process of carrying out Congressional Acts (e.g., the respective Lincoln and White Pine County Conservation, Recreation, and Development Acts) or the agency can demonstrate that the disposal, including land exchanges, will have no direct or indirect adverse impact on conservation of the GRSG.

AMERICAN OVERSIGHT
NV-DA-20-0615-A-006336

Topic	2015 ARMPA Decision Number	Alternative A (No Action)	Alternative B (Management Plan Alignment)
		buffers, sufficient to allow the BLM to conclude that such benefits will endure for the duration of the proposed action's impacts (see Appendix G). Any exceptions to this lease stipulation may be approved by the Authorized Officer only with the concurrence of the State Director. The Authorized Officer may not grant an exception unless the applicable state wildlife agency, the USFWS, and the BLM unanimously find that the proposed action satisfies (i) or (ii). Such finding shall initially be made by a team of one field biologist or other GRSG expert from each respective agency. In the event the initial finding is not unanimous, the finding may be elevated to the appropriate BLM State Director, USFWS State Ecological Services Director, and state wildlife agency head for final resolution. In the event their finding is not unanimous, the exception will not be granted. Approved exceptions will be made publicly available at least quarterly. (Wind Energy) Within PHMAs, wind facilities associated with existing industrial infrastructure (e.g., a mine site) to provide on-site power generation could be considered for approval, subject to a net conservation gain. (Land Tenure) Lands classified as PHMAs and GHMAs for GRSG will be retained in federal management, unless: (1) the agency can demonstrate that disposal of the lands, including land exchanges, will provide a net conservation gain to GRSG or (2) the agency can demonstrate that the disposal, including land exchanges, of the lands will have no direct or indirect adverse impact on conservation of the GRSG (see Appendix A; Figure 2-12).	

AMERICAN OVERSIGHT

NV-DA-20-0615-A-006337

Topic	2015 ARMPA Decision Number	Alternative A (No Action)	Alternative B (Management Plan Alignment)
		(Recreation) In PHMA, do not construct new recreation facilities (e.g., campgrounds, trails, trailheads, staging areas) unless the development will have a net conservation gain to GRSG and its habitat (such as concentrating recreation, diverting use away from critical areas, etc.), or unless the development is required for visitor health and safety or resource protection.	
Issue: Seasonal Timing Restrictions • Alignment with the State's conservation plan to the greatest extent possible. • Consider exceptions and/or modifications to seasonal timing restrictions to allow for beneficial habitat improvement projects to occur in a timely manner. • Seasonal timing restrictions need to be adjusted to allow for urgent public health and safety concerns to be addressed without delay.			
Seasonal Timing Restrictions	MD SSS 2E MD SSS 3D Appendix G	Seasonal restrictions will be applied during the periods specified below to manage discretionary surface-disturbing activities and uses on public lands (i.e., anthropogenic disturbances) that are disruptive to GRSG, to prevent disturbances to GRSG during seasonal life-cycle periods. 1. In breeding habitat within 4 miles of active and pending GRSG leks from March 1 through June 30: a. Lek—March 1 to May 15 b. Lek hourly restrictions—6 p.m. to 9 a.m. c. Nesting—April 1 to June 30 2. Brood-rearing habitat from May 15 to September 15 a. Early—May 15 to June 15 b. Late—June 15 to September 15 3. Winter habitat from November 1 to February 28	Same as alternative A, except: The seasonal dates may be modified or removed (in coordination with NDOW and/or CDFW) based on site-specific information that indicates: i. A project proposal's NEPA document and/or project record, and correspondence from NDOW and/or CDFW, ensures that any modification (shortening/extending seasonal timeframes or waiving the seasonal timing restrictions all together) is justified on the basis that it serves to better protect or enhance GRSG and its habitat than if the strict application of seasonal timing restrictions are implemented. Under this scenario modifications can occur if: a) A proposed authorization would have beneficial or negligible impacts to GRSG.

AMERICAN OVERSIGHT
NV-DA-20-0615-A-006338

Topic	2015 ARMPA Decision Number	Alternative A (No Action)	Alternative B (Management Plan Alignment)
		The seasonal dates may be modified due to documented local variations (e.g., higher/lower elevations) or annual climatic fluctuations (e.g., early/late spring, long/heavy winter), in coordination with NDOW and California Department of Fish and Wildlife (CDFW), in order to better protect GRSG and its habitat. Footnote: The conditions would not be applicable to vegetation treatments being conducted to enhance GRSG habitat, with exceptions for seasonal restrictions and noise.	b) There are documented local variations (e.g., higher/lower elevations) and/or annual climatic fluctuations (e.g., early/late spring, long/heavy winter) that indicate that the GRSG are not using the area during a given seasonal life cycle period. ii. Modifications are needed to address an urgent public health and safety concern in a timely manner (e.g. maintaining a road impacted by flooding).
ISSUE: Modifying Habitat Objectives • Consideration of local conditions. • Consistency with State of Nevada's Habitat Objectives			
Modifying Habitat Objectives	No similar action.	No similar action.	Habitat objectives (desired conditions) will be revised periodically by a team consisting of at least representatives from the SETT, USFWS, NDOW, CDFW, USFS, USGS, and BLM. The team will review the best available science and make adjustments based on regionally and locally derived data. As these desired conditions (habitat objectives) are updated, adjustments will be made by the BLM through plan maintenance.

AMERICAN OVERSIGHT
NV-DA-20-0615-A-006339

AMERICAN OVERSIGHT

2.6 PLAN EVALUATION, MONITORING, AND ADAPTIVE MANAGEMENT

Plan evaluation is the process by which the plan and monitoring data are reviewed to determine if management goals and objectives are being met and if management direction is sound. Land use plan evaluations determine if decisions are being implemented, if mitigation measures are satisfactory, if there are significant changes in the related plans of other entities, if there is new data of significance to the plan, and if decisions should be amended or revised.

Monitoring data gathered over time is examined and used to draw conclusions on whether management actions are meeting stated objectives, and if not, why not. Conclusions are then used to make recommendations on whether to continue current management or to identify what changes need to be made in management practices to meet objectives. The BLM will use land use plan evaluations to determine if the decisions in the ARMPA, supported by the accompanying NEPA analysis, are still valid in light of new information and monitoring data. Evaluations will follow the protocols established by the BLM Land Use Planning Handbook (H-1601-1) or other appropriate guidance in effect at the time the evaluation is initiated.

The ARMPA also includes an adaptive management strategy that includes soft and hard triggers and responses. These triggers are not specific to any particular project but identify habitat and population thresholds. Triggers are based on the two key metrics that are being monitored during the life of the ARMPA: habitat loss and population declines. Soft triggers represent an intermediate threshold indicating that management changes are needed at the implementation level to address habitat or population losses. If a soft trigger were tripped during the life of the plans, the BLM's response would be to apply more conservative or restrictive conservation measures to mitigate for the specific cause in the decline of populations or habitats, with consideration of local knowledge and conditions. These adjustments will be made to preclude tripping a "hard" trigger (which signals more severe habitat loss or population declines). Hard triggers represent a threshold indicating that immediate action is necessary to stop a severe deviation from GRSG conservation objectives set forth in the ARMPA. In the event that new scientific information becomes available demonstrating that the response to the hard trigger would be insufficient to stop a severe deviation from GRSG conservation objectives set forth in the ARMPA, the BLM would implement interim management direction to ensure that conservation options are not foreclosed. The BLM would also undertake any appropriate plan amendments or revision if necessary. More information regarding the ARMPA's adaptive management strategy can be found in Appendix X.

AMERICAN OVERSIGHT
NV-DA-20-0615-A-006341

This page intentionally left blank.

AMERICAN OVERSIGHT

NV-DA-20-0615-A-006342

1. PURPOSE OF AND NEED FOR ACTION

DO NOT DELETE THIS PAGE from the MS Word file, as this is what marks Heading 1 for the table of contents. (Do delete this page later from the Adobe Acrobat [pdf] file.)

AMERICAN OVERSIGHT
NV-DA-20-0615-A-006343

THROW THIS PAGE AWAY & DELETE FROM PDF

AMERICAN OVERSIGHT

NV-DA-20-0615-A-006344

TABLE OF CONTENTS

Chapter Page

1. PURPOSE OF AND NEED FOR ACTION 1-1

1.1 Introduction 1-1
1.2 Purpose of and Need for Action 1-2
1.3 Planning Area and Current Management 1-2
1.4 Planning Criteria 1-5
1.5 Issues and Related Resource Topics Identified Through Scoping 1-6
1.5.1 Issues and Related Resource Topics Retained for Further Consideration in this Draft RMPA/EIS 1-7
1.5.2 Clarification of Planning Decisions in the 2015 ARMPA 1-8
1.5.3 Issues and Resource Topics Not Carried Forward for Additional Analysis (scoping issues outside the scope and scoping issues previously analyzed) 1-9
1.6 Relationship to Other Policies, Plans, and Programs 1-10
1.6.1 State Plans 1-11
1.6.2 Local Plans 1-11

TABLES

Page

Table 1-1 Issues and Related Resource Topics 1-7

FIGURES

Page

Figure 1-1 Planning Area 1-3

AMERICAN OVERSIGHT
NV-DA-20-0615-A-006345

This page intentionally left blank.

AMERICAN OVERSIGHT

NV-DA-20-0615-A-006346

CHAPTER 1
PURPOSE OF AND NEED FOR ACTION

1.1 INTRODUCTION

Greater sage-grouse is a state-managed species dependent on sagebrush steppe ecosystems which are managed in partnership across its range by federal, state and local authorities. State agencies responsible for fish and wildlife management possess broad powers for the protection and management of fish, wildlife and plants within their borders, except where preempted by federal law. Similarly, the United States (US) Department of Interior (DOI) has broad responsibilities to manage federal lands and resources for the public's benefit. Approximately half of greater sage-grouse habitat is managed by the BLM and US Forest Service (Forest Service).

State agencies are at the forefront of efforts to maintain healthy fish and wildlife populations and to conserve at-risk species. State-led efforts to conserve the species and its habitat date back to the 1950s. For the past two decades, state wildlife agencies, federal agencies, and many others in the range of the species have been collaborating to conserve greater sage-grouse and its habitats.

In response to a 2010 determination by the US Fish and Wildlife Service (USFWS) that the listing of the greater sage-grouse under the Endangered Species Act was "warranted, but precluded" by other priorities, the BLM in coordination with the DOI and the US Department of Agriculture developed a management strategy that included targeted sage-grouse management actions. In 2015, the agencies adopted amendments and revisions to 98 BLM and Forest Service land use plans (LUPs) across ten western states. These LUPs addressed, in part, threats to the greater sage-grouse and its habitat. These plans govern the management of 67 million acres of greater sage-grouse habitat on federal lands.

In September 2015, the USFWS determined that the greater sage-grouse did not warrant listing under the Endangered Species Act of 1973. The USFWS attributed it's 2010 "warranted but precluded" determination primarily to "inadequate regulatory mechanisms." In concluding "not warranted" in 2015, the USFWS based its decision in part on regulatory certainty from the

AMERICAN OVERSIGHT
NV-DA-20-0615-A-006347

conservation commitments and management actions in the federal LUP amendments (LUPAs) and revisions, as well as on other private, state, and federal conservation efforts.

The BLM is currently implementing the 2015 greater sage-grouse plans. The plans recommended that sagebrush focal areas (SFA) be proposed for withdrawal; however, this proposed withdrawal was cancelled on October 11, 2017.

On March 29, 2017, the Secretary of the Interior (Secretary) issued Secretarial Order (SO) 3349 ordering agencies to reexamine practices "to better balance conservation strategies and policies with the equally legitimate need of creating jobs for hard-working Americans families." On June 7, 2017, the Secretary issued SO 3353 with a purpose of enhancing cooperation among eleven western states and the BLM in managing and conserving greater sage-grouse. Secretarial Order 3353 directed an Interior Review Team consisting of the BLM, USFWS, and US Geological Survey (USGS) to coordinate with the Sage-grouse Task Force and review the 2015 greater sage-grouse plans and associated policies to identify provisions that may require modification to make the plans more consistent with the individual state plans and better balance the BLM's multiple-use mission as directed by SO 3349 "American Energy Independence." On August 4, 2017, the Interior Review Team submitted its "Report in Response to Secretarial Order 3353." This report made recommendations for modifying the sage-grouse plans and associated policies to better align with the individual state plans. On August 4, 2017, the Secretary issued a memo to the Deputy Secretary directing the BLM to implement the recommendations found in the report.

Consistent with the report, the BLM published a Notice of Intent titled "Notice of Intent to Amend Land Use Plans Regarding Greater Sage-Grouse Conservation and Prepare Associated Environment Impact Statements or Environmental Assessments" in the Federal Register on October 11, 2017. During this public scoping period, the BLM sought public comments on whether all, some, or none of the 2015 greater sage-grouse plans should be amended, what issues should be considered, and if plans should be completed at the state level rather than at the national level. In addition, the BLM recognizes that greater sage-grouse is a state managed species dependent on sagebrush steppe habitats managed in partnership between federal, state and local authorities. Input from state governors would weigh heavily when considering what management changes should be made and when ensuring consistency with the BLM's multiple-use mission.

On March 31, 2017, the United States District Court for the District of Nevada held that the BLM violated the NEPA by failing to prepare a supplemental Environmental Impact Statement (EIS) for the designation of SFA in the Nevada and Northeastern California Greater Sage-Grouse Resource Management Plan (RMP) Amendment in Nevada. This action will respond to the court's request to analyze the inclusion of SFA.

1.2 Purpose of and Need for Action

The BLM is preparing this land use plan amendment in response to SO 3353 and in accordance with SO 3349. The purpose of this action is to continue conserving, enhancing, and restoring greater sage-grouse and their habitat while improving coordination with state management strategies for greater sage-grouse. Using its discretion and authority under Federal Land Policy and Management Act (FLPMA), BLM proposes modifying greater sage-grouse habitat

AMERICAN OVERSIGHT
NV-DA-20-0615-A-006348

management within existing land-use plans to improve alignment with individual state plans or management strategies while balancing BLM's multiple-use and sustained yield mission.

1.3 Planning Area and Current Management

The planning area boundary includes all lands regardless of jurisdiction (see **Figure 1-1**, Planning Area). **Table 1-1**, Land Management in the Planning Area, outlines the number of surface acres that are administered by specific federal agencies, states, and local governments and lands that are privately owned in the planning area. It includes other BLM-administered lands that are not allocated as habitat management areas for greater sage-grouse. The 2015 ARMPA did not establish any additional management for these lands, which will continue to be managed according to the existing, underlying land use plan for the areas.

Table 1-1
Land Management in the Planning Area

Surface Land Management	Total Surface Land Management Acres
BLM	45,359,000
Forest Service	9,719,900
Private	11,857,800
Indian reservation	922,000
USFWS	805,900
Other	326,100
State	195,600
National Park Service	160,100
Other federal	3,200
Bureau of Reclamation	431,200
Local government	17,800
Department of Defense	402,000
Total acres	**70,200,600**

Source: BLM and Forest Service GIS 2015

AMERICAN OVERSIGHT
NV-DA-20-0615-A-006349

Figure 1-1 Planning Area

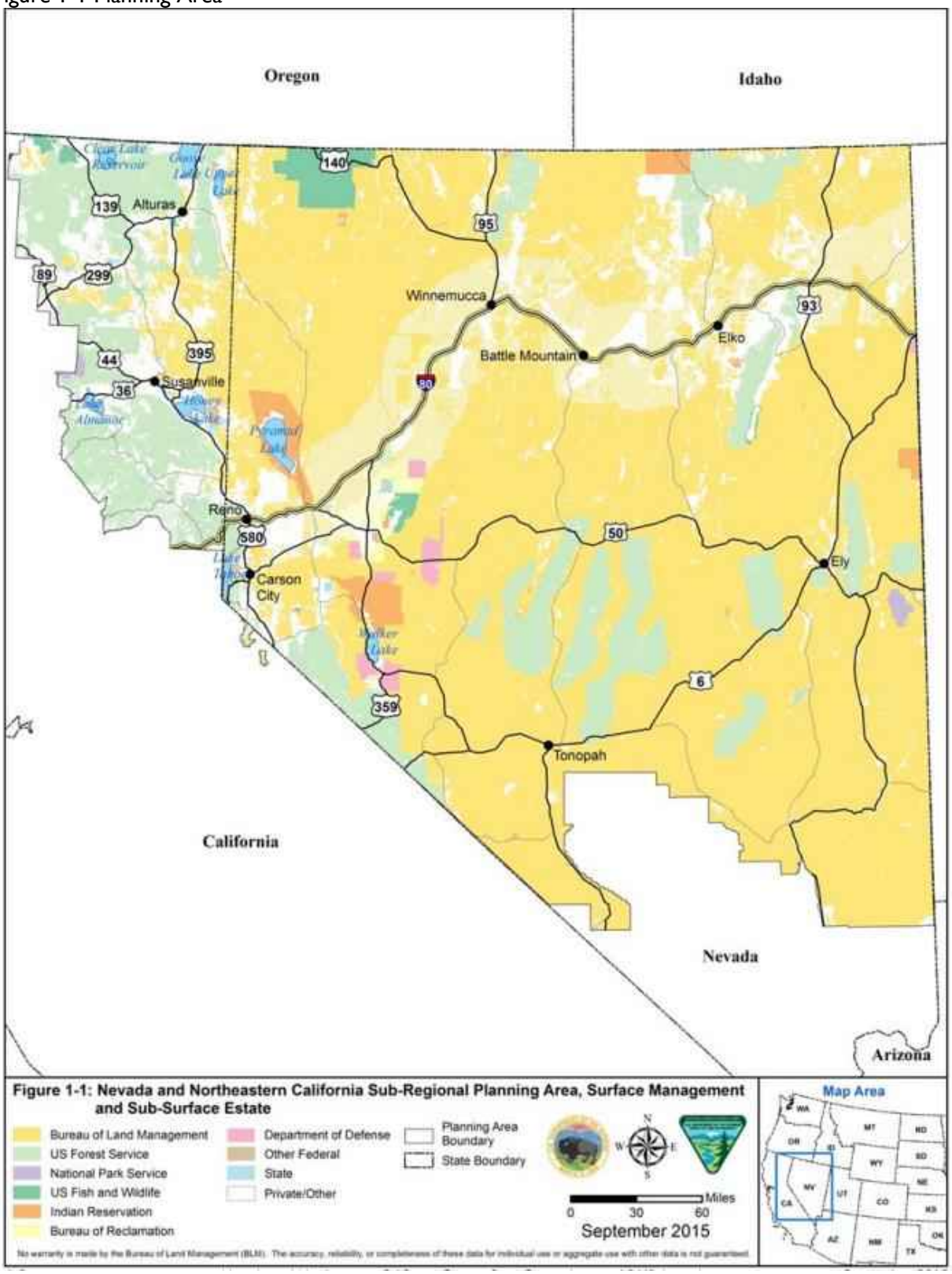

I

AMERICAN OVERSIGHT
NV-DA-20-0615-A-006350

1.4 PLANNING CRITERIA

Planning criteria establish constraints, guidelines, and standards for the planning process and help the BLM define the scope of the planning effort and estimate the extent of data collection and analysis. The following criteria are based on standards prescribed by applicable laws and regulations; agency guidance; results of consultation and coordination with the public and other federal, state, and local agencies, analysis pertinent to the planning area; and professional judgment.

The BLM has identified these planning criteria:

- The BLM will comply with all laws, regulations, policies, and guidance related to public lands management and implementing NEPA on BLM-administered lands.
- Greater sage-grouse is a state-managed species dependent on sagebrush steppe habitats managed in partnership by federal, state and local authorities. State game and fish agencies' greater sage-grouse data and expertise will be used to the fullest extent practicable in making management determinations on BLM-administered lands.
- Lands addressed in the RMPA will be BLM-administered land in greater sage-grouse habitats, including surface and split-estate lands with federal subsurface mineral rights. Any decisions in the RMPA will apply only to BLM-administered lands.
- This RMPA will comply with Secretarial orders, including 3353 (Greater Sage-Grouse Conservation and Cooperation with Western States), which strives for compatibility with state conservation plans.
- This RMPA will incorporate, as appropriate, information in a USGS report that identified and annotated greater sage-grouse science published since January 2015 (Carter et al. 2018) and a report that synthesized and outlined the potential management implications of this new science (Hanser et al. 2018).
- This RMPA will comply with BLM Manual 6840, Special Status Species Management.
- This RMPA will recognize valid existing rights.
- All activities and uses within greater sage-grouse habitats will follow existing land health standards.
- Where more restrictive land use allocations or decisions are in effect for other resources (e.g., WSAs, ACECs, cultural resources, riparian areas) under existing RMPs, those more restrictive land use allocations or decisions will not be amended by this RMPA.

AMERICAN OVERSIGHT
NV-DA-20-0615-A-006351

1.5 Issues and Related Resource Topics Identified Through Scoping

An issue is a point of disagreement, debate, or dispute regarding an anticipated outcome from a proposed action. Issues are based on anticipated environmental effects; as such, issues can help shape the proposal and alternatives. The BLM used internal, agency, and public scoping to identify issues to consider in the environmental analysis. A summary of the scoping process is presented in a report titled "Potential Amendments to Land Use Plans Regarding Greater Sage-Grouse Conservation Scoping Report" (https://goo.gl/FopNgW). When determining whether to retain an issue for more detailed analysis in this Draft RMPA/EIS, the interdisciplinary team considered, among other things, the following:

- The environmental impacts associated with the issue and the threats to species and habitat associated with the issue are central to development of a greater sage-grouse management plan or of critical importance
- A detailed analysis of environmental impacts related to the issue is necessary to make a reasoned choice between alternatives
- The environmental impacts associated with the issue are a significant point of contention among the public or other agencies
- There are potentially significant impacts on resources associated with the issue

Ultimately, it is important for decision-makers and the public to understand the impacts that each of the alternatives would have on specific resources; therefore, the BLM uses resource topics as a heading to indicate which resources would be affected by a management change. Importantly, resource topics will help organize the discussions of the affected environment (**Chapter 3**) and environmental consequences (**Chapter 4**).

The sections below lay out how issues raised during scoping, as well as related resource topics, are considered in this EIS. Generally, they fall into the following categories:

- Issues and related resource topics retained for further consideration in this Draft RMPA/EIS. These were issues raised during scoping that are retained in this Draft RMPA/EIS and for which alternatives will be developed to address the issues. In some cases, the resolution in the alternatives were previously analyzed in the 2015 Final EIS. In other cases, additional analysis is needed in this EIS. Because the issues are analyzed under resource topics in 2015, the resource topics corresponding with those retained for further analysis are also considered in this EIS. Just like issues, they may have been analyzed in the 2015 Final EIS for those decisions being included in this EIS.
- Clarification of decisions in the 2015 ARMPA. This section describes decisions or frameworks in the 2015 ARMPA that require clarification as to their application or implementation. No

AMERICAN OVERSIGHT
NV-DA-20-0615-A-006352

new analysis is required, as the intentions behind the decisions were analyzed in the 2015 Final EIS.

- Issues and resource topics not carried forward for additional consideration or analysis. These are issues brought up during scoping that are not carried forward in this EIS. While some of these issues are considered in this EIS, they do not require additional analysis because they were analyzed in the 2015 Final EIS. Others are not carried forward in this EIS because they do not further the purpose of aligning with the State's conservation plan. Similar to issues, there are resource topics that are not retained for further analysis in this EIS. This is because either they are not affected by the changes proposed in **Chapter 2** or because the effect was analyzed in the 2015 Final EIS.

1.5.1 Issues and Related Resource Topics Retained for Further Consideration in this Draft RMPA/EIS

Table 1-1 summarizes those issues identified through scoping and that have been retained for consideration and additional discussion in **Chapters 3** and **4**.

Based on these issues identified in **Table 1-2** that have not been previously analyzed, the resource topics that have the potential to be significantly impacted are: greater sage-grouse, vegetation (including weeds and special status vegetation), land use and realty, renewable energy, minerals and energy, socioeconomics, and livestock grazing. Therefore, these resource topics are carried forward for detailed analysis.

Table 1-1 identifies the corresponding resource topics to which the issues relate. The level of detail in the description of each resource topic and the effects from implementing any of the alternatives also are described in **Chapters 3** and **4**.

Table 1-2
Issues and Related Resource Topics

Issues	Resource Topics Related to the Issues
Modifying Habitat Boundary Designations ● Need for adjusting habitat management areas so that they conform with management areas identified by the states. This would provide consistency in management across jurisdictions and to third parties operating on public and state or private lands. ● Integration of flexibility into the plans to be able to adjust habitat management areas without the need for a plan amendment ● Maintaining all habitat areas as identified in the ARMPA, including SFAs, which should be provided with the most protections.	All, except for livestock grazing

AMERICAN OVERSIGHT
NV-DA-20-0615-A-006353

Table 1-2
Issues and Related Resource Topics

Issues	Resource Topics Related to the Issues
Removing Sagebrush Focal Area Designations • Do SFAs contribute to achieving conservation outcomes? • Relevance of this habitat designation in the absence of a mineral withdrawal • Constraints on mineral development within SFAs	All, except for livestock grazing
Adaptive Management • Ensure Federal, State, and local partners are part of the casual factor analysis process. • Lack of flexibility with implementing and removing hard trigger adaptive management responses. • Incorporate best available science into the land use plan adaptive management strategy.	All
Allocation Exception Process • Simplify the various exception processes in the plan amendment. • Address inflexible use of landscape-scale mapping of PHMA, GHMA, and OHMA in regards to the application of land use plan allocations and stipulations. • Unnecessary constraints related to public works projects • Lack of flexibility associated with land disposals	All
Mitigation • Alignment with the State's mitigation strategy to the greatest extent possible.	All
Seasonal Timing Restrictions • Alignment with State's conservation plan to the greatest extent possible. • Consider exceptions and/or modifications to seasonal timing restrictions to allow for beneficial habitat improvement projects to occur in a timely manner. • Seasonal timing restrictions need to be adjusted to allow for urgent public health and safety concerns to be addressed without delay.	All
Modifying Habitat Objectives • Consideration of local conditions. • Consistency with State of Nevada's Habitat Objectives	All

1.5.2 Clarification of Planning Decisions in the 2015 ARMPA

The following issues with existing planning decisions were raised during scoping. These issues require clarification to language in the ARMPA but do not require new analysis. The clarifying language for these planning decisions is displayed in this planning document to communicate how these issues are being addressed.

AMERICAN OVERSIGHT
NV-DA-20-0615-A-006354

Table 1-3
Issues and Related Resource Topics

Issue	Area in Draft LUPA where Clarification is Provided or if this Issue is Addressed through Policy/Implementation
Modifying Lek Buffers • Clarification regarding the application of lek buffer distances.	Appendix X
Fire and Invasive Grasses and Weeds • Provide the necessary prioritization of all three aspects of fire management: pre-suppression, suppression, and rehabilitation and find ways to expedite on the ground treatments to address this present and widespread threat in the Nevada and Northeastern California Sub-region.	Policy/Implementation
Increase Opportunities for Outcome Based Grazing • Identify and complete a number of authorizations to support the development of rigorous and defensible Outcome-Based Grazing.	Policy/Implementation
Changing Requirements for Design Features • Ensure consistency with the State's conservation plan's Design Features and Management Actions. • Clarify the application of required design features.	Appendix X

1.5.3 Issues and Resource Topics Not Carried Forward for Additional Analysis (scoping issues outside the scope and scoping issues previously analyzed)

Issues and Related Resource Topics Not Carried Forward for Additional Analysis

Population-based management was raised as an issue for consideration during scoping for this EIS. It is not carried forward for detailed analysis because the BLM does not manage species populations, an authority that falls under the jurisdiction of the State of Nevada and California.

Because the following issues were analyzed in the 2015 Final EIS, and no significant new information has emerged, they do not require additional analysis in this EIS. These issues were analyzed under most resource topics in the 2015 Final EIS. The related resource topics are dismissed from additional analysis. The types of impacts on these resources are described in the range of alternatives in the 2015 Final EIS. The impacts of implementing the alternatives in this Draft RMPA/EIS are within the range of alternatives previously analyzed. Therefore, these resource topics are not carried forward for additional analysis in this Draft RMPA/EIS.

- Effects of NSO stipulations on greater sage-grouse habitat on non-BLM land
- Mitigation for oil and gas development
- Prioritization of fluid mineral leases outside of PHMA and GHMA
- Numerical noise limitations within PHMA

AMERICAN OVERSIGHT
NV-DA-20-0615-A-006355

- Contribution of disturbance caps toward greater sage-grouse conservation objectives
- Vegetation treatments and wildfire response
- Habitat assessment framework
- Mitigation standard

The following issues were evaluated as part of the 2015 LUPA. For the same reasons they were dismissed in the 2015 LUPA, similarly they are not carried forward for detailed analysis in this EIS:

- Hunting greater sage-grouse
- Predator control
- Aircraft overflights in PHMA/GHMA

Resource Topics Not Carried Forward for Additional Analysis

The resource topics below are dismissed from detailed analysis because they have no potentially significant impacts from actions proposed in this EIS:

- Geology
- Indian Trust Resources
- Noise
- Air Quality and Visibility
- Special Designations (e.g., areas of critical environmental concern, research natural areas, wilderness, wilderness study areas, wild and scenic rivers, and national trails)
- Environmental Justice
- Wildland Fire and Fire Management*
- Wild Horses and Burros
- Recreation
- Comprehensive Travel and Transportation Management
- Visual Resources
- Water Resources
- Soil Resources
- Cultural and Heritage Resources
- Lands with Wilderness Characteristics

1.6 Relationship to Other Policies, Plans, and Programs

The BLM recognizes the importance of state and local plans. The BLM will work to be consistent with or complementary to the management actions in these plans whenever possible.

AMERICAN OVERSIGHT
NV-DA-20-0615-A-006356

1.6.1 State Plans

State plans considered during this planning effort are the following:

- Nevada's 2003 Statewide Comprehensive Outdoor Recreation Plan—Assessment and Policy Plan (Nevada Department of Conservation and Natural Resources 2003)
- Nevada Comprehensive Preservation Plan (Nevada State Historic Preservation Office 2003)
- Nevada Sage-Grouse Conservation Strategy (State of Nevada 2001, 2004, 2012)
- Nevada Sage-Grouse Conservation Plan (State of Nevada 2014)
- Nevada's Coordinated Invasive Weed Strategy (Nevada Weed Action Committee 2000)
- Nevada Division of State Lands, Lands Identified for Public Acquisition (Nevada Department of Conservation & Natural Resources 1999)
- State of Nevada Drought Plan (Nevada Department of Conservation and Natural Resources 1993)
- Nevada Division of State Lands, Nevada Statewide Policy Plan for Public Lands (Nevada Department of Conservation & Natural Resources 1985)

1.6.2 Local Plans

Local land use plans considered during this planning effort are the following:

- Carson City Comprehensive Master Plan, Nevada (Carson City 2006)
- Churchill County Master Plan, Nevada (Churchill County 2010)
- Churchill County Water Resource Plan, Nevada (Churchill County 2007)
- City of Caliente Master Plan, Nevada (City of Caliente 2011)
- Douglas County Comprehensive Master Plan, Nevada (Douglas County 2012)
- Douglas County Open Space Plan, Nevada (Douglas County 2007)
- Elko County General Open Space Plan, Nevada (Elko County 2003)
- Elko County Public Lands Policy Plan, Nevada (Elko County 2008)
- Elko County Water Resource Management Plan, Nevada (Elko County 2007)
- Esmeralda County Master Plan, Nevada (Esmeralda County 2011)
- Esmeralda County Public Lands Policy Plan, Nevada (Esmeralda County 2013)
- Eureka County Master Plan, Nevada (Eureka County 2010)
- Humboldt County Master Plan, Nevada (Humboldt County 2002)
- Humboldt County Master Plan Open Space Element Amendment, Nevada (Humboldt County 2003)
- Lander County Master Plan, Nevada (Lander County 2010)

AMERICAN OVERSIGHT
NV-DA-20-0615-A-006357

- Lander County Policy Plan for Federally Administered Lands, Nevada (Lander County 2005) Lander County Water Resources Plan, Nevada (Lander County 2011)
- Lassen County Fire Safe Plan, California (Lassen County 2012)
- Lassen County General Plan, California (Lassen County 1999)
- Lincoln County Master Plan, Nevada (Lincoln County 2007)
- Lincoln County Open Space and Community Lands Plan, Nevada (Lincoln County 2011)
- Lincoln County Public Lands Policy Plan, Nevada (Lincoln County 2010)
- Lyon County Comprehensive Master Plan, Nevada (Lyon County 2010)
- Modoc County General Plan, California (Modoc County 1988)
- Nye County Comprehensive Master Plan, Nevada (Nye County 2011)
- Pershing County Master Plan, Nevada (Pershing County 2002)
- Pershing County Natural Resources Management Plan: Natural Resources and Federal or State Land Use, Nevada (Pershing County 2010)
- Shasta County General Plan, California (Shasta County 2004)
- Siskiyou County General Plan, California (Siskiyou County 2010)
- Storey County Master Plan, Nevada (Storey County 1994)
- Title 7 of the Nye County Code (Comprehensive Land Use and Management Plan for Federal and State Lands within Nye County), Nevada (Nye County 2009)
- Tri-Party Framework for Interactions to Address Public Lands Issues in Nye County, Nevada (includes Nye County, the BLM, and Forest Service), Nevada (Nye County1996)
- Truckee Meadows Regional Plan (Washoe County Only), Nevada (TMRPA 2007)
- Washoe County Comprehensive Plan, Nevada (Washoe County 2005a)
- Washoe County Open Space & Natural Resource Management Plan, Nevada (Washoe County 2008)
- Washoe County Water Resources Management Plan, Nevada (Washoe County 2005b)
- White Pine County Comprehensive Master Plan, Nevada (White Pine County 2009) White Pine County Public Lands Policy Plan, Nevada (White Pine County 2007)
- White Pine County Water Resources Plan, Nevada (White Pine County 2006)

AMERICAN OVERSIGHT
NV-DA-20-0615-A-006358

This page intentionally left blank.

AMERICAN OVERSIGHT
NV-DA-20-0615-A-006359

Appendix J
Adaptive Management Plan

AMERICAN OVERSIGHT

AMERICAN OVERSIGHT

APPENDIX J
ADAPTIVE MANAGEMENT PLAN

INTRODUCTION

Adaptive management is a decision process that promotes flexible resource management decision-making. These decisions can be adjusted in the face of uncertainties as outcomes from management actions and other events become better understood. Carefully monitoring these outcomes both advances scientific understanding and helps with adjusting resource management directions as part of an iterative learning process.

On February 1, 2008, the Department of the Interior published its Adaptive Management Implementation Policy (522 DM 1). The adaptive management strategy presented in this LUPA EIS complies with this policy and direction.

In relation to the BLM's National Greater Sage-Grouse Planning Strategy, adaptive management would help identify if GRSG conservation measures presented in this LUPA EIS contain the needed level of certainty for effectiveness. Principles of adaptive management are incorporated into the conservation measures in the plan to lessen threats to GRSGs and their habitat, thereby increasing the likelihood that the conservation measures and plan would be effective in reducing threats to them.

The following provides the BLM's adaptive management strategy for the Nevada and Northeastern California Greater Sage-Grouse Sub-region LUPA.

This LUPA contains a monitoring framework plan (**Appendix E**) that includes an effectiveness monitoring component. The agencies intend to use the data collected from the effectiveness monitoring to identify any changes in habitat conditions related to the goals and objectives of the plan and other range-wide conservation strategies (DOI 2004; Stiver et al. 2006; USFWS 2013). The BLM will use the information collected through the monitoring framework plan outlined in **Appendix E** to determine when adaptive management soft and hard triggers are met (see below).

The adaptive management strategy includes soft and hard triggers and responses. The triggers are not specific to any particular project, but identify GRSG population and habitat thresholds outside of natural fluctuations or variations. Triggers are based on the two key metrics that are being monitored; population declines and habitat loss. Adaptive management, with specific triggers, provide additional certainty that the regulatory mechanisms included in the LUPA are robust and able to respond to a variety of conditions and circumstances quickly and effectively to conserve GRSG habitat and populations. Tripping a soft trigger will initiate a state-federal interagency dialogue to evaluate causal factors and recommend adjustments to implementation-level activities to reverse the trend.

ADAPTIVE MANAGEMENT ANALYSIS SCALES

AMERICAN OVERSIGHT

The scales used to analyze adaptive management triggers and apply adaptive management responses are at the lek, lek cluster, and biologically significant units (BSU) as defined below. The boundaries of the BSU and lek clusters may be adjusted over time, based on the understanding of local GRSG population interactions, genetic sampling and climate variation. Population monitoring methods may be updated based on new science and advances in technology (e.g., integrated population models).

The hierarchy of GRSG population and habitat scales is as follows:

- Lek—Individual breeding display sites where male and female GRSGs congregate, with males performing courtship displays to gain mating opportunities with females.
- Lek cluster—A group of leks in the same vicinity, between which GRSG may interchange over time and representing a group of closely related individuals. Agencies may revise the lek clusters based on new data.
- BSU— represents nested lek clusters with similar climates and vegetation conditions. Agencies may revise the lek clusters based on new data.

AMERICAN OVERSIGHT

Map J-1. Biological Significant Units and Lek Clusters for GRSG in the Nevada and Northeastern California Sub-region

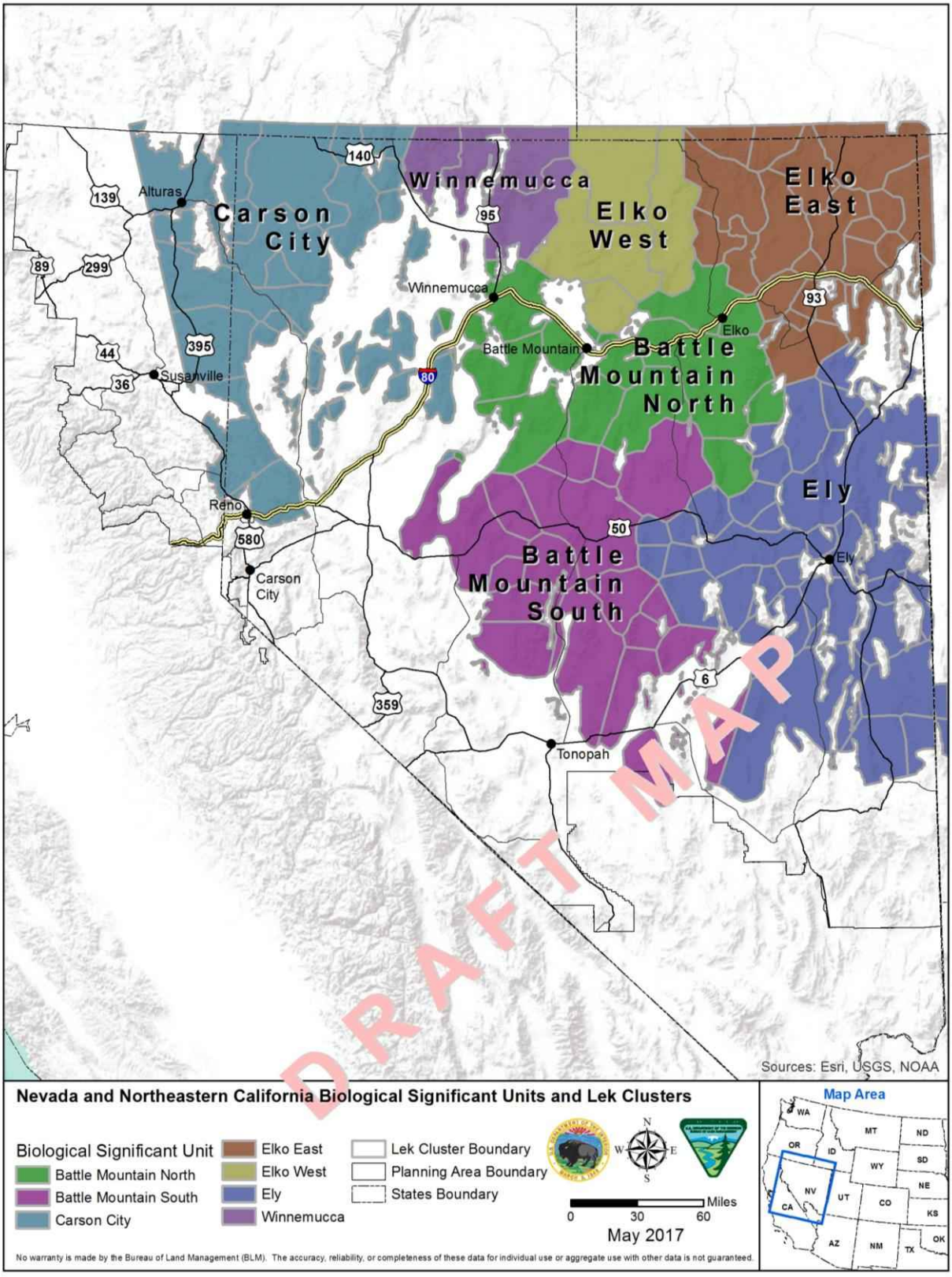

AMERICAN OVERSIGHT

DEFINITIONS OF ADAPTIVE MANAGEMENT SOFT AND HARD TRIGGERS

Soft Triggers

Soft triggers represent an intermediate threshold indicating that management changes are needed at the project/implementation level to address GRSG habitat and population losses. If a soft trigger is reached, the BLM would apply additional implementation level management responses to alleviate the known or probable causes in the decline of GRSG habitat or populations with consideration of local knowledge and conditions.

Hard Triggers

Hard triggers represent a threshold indicating that immediate action is necessary to stop a severe deviation from GRSG conservation goals and objectives, as set forth in the LUPA.

ADAPTIVE MANAGEMENT POPULATION ANALYSIS

Population Growth Rate Calculation For Triggers

GRSG state-space models (Coates et al. 2017) will be used to estimate the rate of GRSG population growth (increase or decrease in population numbers) and the number of males at three hierarchically-nested spatial scales: individual lek, lek cluster, and BSU. Lek count data collected by NDOW and CDFW will inform the state-space models, and are used to determine thresholds for population stability and decoupling from higher-order scales . Some lek clusters may need additional monitoring of leks within to gain adequate sampling data in order to be modeled, although the state-space model method will incorporate uncertainty levels from limited samples into each analysis and in threshold determinations (Coates et al. 2017).

Population Soft and Hard Triggers

Modeled growth rates from GRSG population estimates will be calculated at the relevant management level annually as lek data are finalized by the state wildlife management agencies. The GRSG state-space model will be used to establish population growth rates at the lek, lek cluster, and BSU level. The rate at which population stability declines and decouples at the scale of interest from the specified higher-order scale dictates whether or not a soft or hard trigger is reached. Thresholds for stability and decoupling for soft and hard triggers listed below were determined from simulation analyses that used 17 years of lek data (2000-2016). These simulations estimated the ranges of values where management action would have an effect on stabilizing population growth or synchronizing decoupled scales. The threshold value listed below for each criteria represents the most likely threshold value (from a range of values), that if crossed, would associate most strongly with continued decline or decoupling if management action is not taken (Coates et al. 2017). Soft triggers occur when thresholds for slower rates of decline and decoupling are surpassed (i.e., the threshold is high, so less severe deviations for stability or decoupling can trigger) over longer time period, whereas hard triggers occur when thresholds for fast and precipitous rates of decline and decoupling are surpassed (i.e., the threshold is low, so more severe deviations for stability or decoupling can trigger) over shorter time periods.

Specific triggers at each GRSG population scale (Coates et al. in prep 2017) are as follows:

1. Individual lek;
    a. Two criteria are needed to reach a soft trigger:
        i. The estimated population rate of change of a lek is less than 0.90 for two consecutive years; and

AMERICAN OVERSIGHT

ii. The estimated population rate of change of a lek relative to the BSU is less than 0.89 for the same two consecutive years identified in a-i.

b. To reach a hard trigger, either:

i. the estimated population rate of change of a lek is less than 0.90 (slow stability threshold) for three out of four consecutive years and less than 0.89 (slow decoupling threshold) relative to the BSU (as described above) for three out of four consecutive years; or

ii. the estimated population rate of change of a lek is less than 0.55 (most likely rapid stability threshold) and 0.52 (the most likely rapid decoupling threshold) relative to the BSU, two out of three consecutive years.

2. Lek cluster

a. Two criteria are needed to reach a soft trigger:

i. The estimated population rate of change of a lek cluster is less than 0.91for two consecutive years; and

ii. The estimated population rate of change of a lek cluster relative to the BSU is less than 0.92 for the same two consecutive years identified in a-i.

b. To reach a hard trigger, either:

i. The estimated population rate of change of a lek cluster is less than 0.91, and less than 0.92 relative to the BSU, for three out of four consecutive years; or

ii. The estimated population rate of change of a lek cluster is less than 0.55, and less than 0.52 relative to the BSU for two out of three consecutive years.

3. BSU

a. Two criteria are needed to reach a soft trigger:

i. The estimated population rate of change of a BSU is less than 0.97 for two consecutive years; and

ii. The estimated population rate of change of a BSU relative to the entire subregion is less than 0.93 for the same two consecutive years. The subregion comprises all the mapped BSUs in Nevada and northeast California

b. To reach a hard triggers, either:

i. The estimated population rate of change of a BSU is less than 0.97, and less than 0.93 relative to the entire subregion for three out of four consecutive years; or

ii. The estimated population rate of change of a BSU is less than 0.55, and less than 0.52, relative to the entire subregion for two out of three consecutive years.

ADAPTIVE MANAGEMENT HABITAT ANALYSIS

Habitat Trends for Triggers

Triggers for habitat trend would be evaluated at the lek cluster and BSU scales and would be based on changes in the percentage of sagebrush cover.

Habitat Soft and Hard Triggers

1. At the lek cluster scale:
   a. In areas with 25 to 65 percent sagebrush cover, if there were a decline in sagebrush

AMERICAN OVERSIGHT

cover of 2 percent, then a soft trigger would be hit. A hard trigger would be hit if there were a decline of 5 percent or greater of sagebrush cover.

b. In areas with greater than 65 percent landscape sagebrush cover, a soft trigger would be hit if there were a decline of 5 percent in landscape sagebrush cover. A hard trigger would be hit if there were a decline of 10 percent or greater in landscape sagebrush cover.

2. At the BSU:

a. In areas with 25 to 65 percent sagebrush cover, if there were a decline in sagebrush cover of 2 percent, then a soft trigger would be hit. A hard trigger would be hit if there were a decline of 5 percent or greater of sagebrush cover.

b. In areas with greater than 65 percent landscape sagebrush cover, a soft trigger would be hit if there were a decline of 5 percent in landscape sagebrush cover. A hard trigger would be hit if there were a decline of 10 percent or greater in landscape sagebrush cover.

c. If soft triggers are hit for both GRSG habitat and populations within a BSU, this would result in a hard trigger response for that BSU.

TRIGGER RESPONSES AND CAUSAL FACTOR ANALYSIS PROCESS

Step 1 (Assessment of Annual GRSG Population and Habitat Baseline Conditions): In coordination with appropriate federal, state, and local partners (including local community based conservation groups), BLM will use the processes and formulas outlined above to evaluate population and habitat data to determine if the adaptive management soft and hard triggers (addressed above) have been exceeded. This step should occur as soon as practicable after population data from the state and habitat data from the land management agencies are available (January of each year). Technical specialists from appropriate state and federal agencies may be necessary to validate the analysis based on this process. A determination regarding whether a hard or soft trigger has been exceeded will be made before proceeding to step 2. Once the annual population and habitat information has been assessed and hard or soft triggers have been determined to be exceeded, BLM will notify the appropriate district and field offices as soon as possible. The offices should consider whether approval of pending authorizations within the affected adaptive management response area (lek cluster or BSU) would exacerbate the trigger or would otherwise be inconsistent with the trigger responses.

Step 2 (Initiate Causal Factor Analysis Including the Identification of Trigger Responses): Within four weeks after Step 1 is completed and a finding has been made that a soft or hard trigger has been exceeded, the BLM will organize a group of federal, state and local partners (including local community based conservation groups) to conduct the causal factor analysis that will identify why a soft and/or hard trigger was tripped at the lek, lek cluster, and/or BSU scale. The casual factor analysis area at each scale are as follows:

a. Lek: GRSG seasonal habitats associated with the lek;

b. Lek cluster: GRSG seasonal habitats associated with the lek cluster;

c. BSU: GRSG seasonal habitats associated with the BSU.

AMERICAN OVERSIGHT

This causal factor analysis should determine the possible or probable cause(s) of the population and/or habitat decline or lack of a positive population response to favorable environmental conditions. Findings from this causal factor analysis process and recommended management actions that aim to address the causal factors should be documented in a brief report, which will be prepared by the BLM's Nevada and California State Offices. If a soft trigger has been tripped, the same group of federal, state and local partners (including local community based conservation groups) that helped define the casual factor(s) will also develop an emergency/contingency plan that will outline immediate management actions that have to take place, in the event a hard trigger is reached.

Step 3 (Implement Trigger Responses): District and/or field offices will implement project specific management responses, based on the causal factor(s) identified in step 2. These responses would only be applied at the scale in which the soft trigger was reached (e.g. lek cluster, BSU). If a hard trigger is reached, district and/or field offices will implement the site specific actions outlined in the emergency/contingency response plan developed as part of the soft trigger response. If the hard trigger was reached, but not preceded by a soft trigger or the emergency/contingency response was not developed, the BLM (in coordination with Federal, State, and local partners) will identify the causal factor(s) (as outlined in step 2) and identify and implement the appropriate management response to address the populate/habitat decline. In some instances, BLM may implement temporary closures (in accordance with 43 CFR Part 8364.1, and as directed under BLM Instruction Memorandum No. 2013-035) to respond to a causal factor(s) that have resulted in a catastrophic event (i.e., a wildfire). In addition, BLM will no longer permit exceptions to allocation decisions in areas (e.g. lek cluster, BSU) that have tripped a hard trigger until population/habitat levels go below the trigger threshold. If the hard trigger response is appropriate at the plan level, a plan amendment process may be required to implement the response.

Step 4 (Monitor Responses): District and/or field offices will continue to monitor the lek cluster(s) and BSU(s) in which a trigger response is being applied to determine if the responses are adequately addressing the reason for the population and/or habitat decline. This information will be used in the "Assessment of Annual GRSG Population and Habitat Baseline Conditions" step in the following year.

References

Coates, P.S., Prochazka, B.G., Ricca, M.A., Wann, G.T., Aldridge, C.L., Hanser, S.E., Doherty, K.E., O'Donnell, M.S., Edmunds, D.R., and, Espinosa, S.P., 2017, Hierarchical population monitoring of greater sage-grouse (Centrocercus urophasianus) in Nevada and California—Identifying populations for management at the appropriatespatial scale: U.S. Geological Survey Open-File Report 2017-1089, 49 p., https://doi.org/10.3133/ofr20171089.

Williams, B. K., R. C. Szaro, and C. D. Shapiro. 2009. Adaptive Management: The U.S. Department of the Interior Technical Guide. Adaptive Management Working Group, U.S. Department of the Interior, Washington, DC.

[1]Thresholds regarding soft and hard triggers for GRSG populations are identified below under Population Hard and Soft triggers.

[2]The specific response would be identified as a project adaptive management response. If the project authorization does not include an adaptive management strategy, adjustments of the proposal could be limited. All projects implemented consistent with the GRSG LUPA/FEIS would contain a project-specific adaptive management strategy (response).

AMERICAN OVERSIGHT

AMERICAN OVERSIGHT

Stephanie M. Klapstein

From: Sam Dehne <renocitizen@gmail.com>
Sent: Friday, October 26, 2018 9:37 AM
To: Brian Sandoval; lance@lancegilman.com
Subject: Sam talks Reno "Campaign" signs

SAM SAYS - SIGNS Everybody should have a Lorton sign. Since you paid for them! With your taxes that are funneled to Tahoe Reno Industrial Complex.

$$$millions of YOUR taxes.

YOUR taxes that TRIC is using to poach Reno's elections.

Ya think (click)

https://www.youtube.com/watch?v=Sv8IkEPTHLo



Sam
Views(everybody in Reno)
w/myriad cc's

--
e-mail courtesy of:
Sam DNA Dehne, editor, The Reno Citizen Magazine (775) 825-1398
(click to read) http://www.renocitizen.com

Lt Col, USAF (Ret)

AMERICAN OVERSIGHT

Stephanie M. Klapstein

From: Derek Armstrong <darmstrong@diversifynevada.com>
Sent: Friday, April 20, 2018 3:02 PM
To: Andrew Clinger
Cc: Cory Hunt; Paul Anderson
Subject: Score sheet
Attachments: Opportunity Zone Sheet.pdf

Andrew,

Please see the attached score sheet.

Derek Armstrong
Deputy Director
Nevada Governor's Office of Economic Development
555 E. Washington Ave., Suite 5400, Las Vegas, NV 89101
Main: (702) 486-2700
Office: (702) 486-2709
Cell: (702) 769-2836
darmstrong@diversifynevada.com
www.diversifynevada.com

Nevada Governor's Office of
ECONOMIC DEVELOPMENT
Empowering Success

AMERICAN OVERSIGHT

NV-DA-20-0615-A-006371

Ranking	2010 Census Tract Number	County Name	Eligibility	GOED Score	Nominating Entity	Need Score	Need Score Ranking (LIC Only)	Urban Institute Investment Score	Tract Poverty rate	Tract_Median Family Income	Metro_Median Family Income	State_Median Family Income	Tract Population	OMB Metro/Non-metro Designation, July 2015 (OMB 15-01)
1	32003001501	Clark	2011 or 2012 Eligible	3.96	Clark County	0.96	9	10	36.9	31638	61325	62528	3010	Metropolitan
2	32003002962	Clark	2011 Eligible	3.89	Clark County	0.89	7	10	15.5	74659	61325	62528	1656	Metropolitan
3	32003003700	Clark	2011 or 2012 Eligible	3.86	City of North Las Vegas	0.96	9	9	30.7	33726	61325	62528	2693	Metropolitan
4	32003000203	Clark	2011 or 2012 Eligible	3.84	City of Las Vegas	0.94	9	9	36.1	41950	61325	62528	4065	Metropolitan
5	32031000101	Washoe	2011 or 2012 Eligible	3.75	City of Reno	0.95	9	8	35	51667	68267	62528	3092	Metropolitan
6	32003000523	Clark	2011 or 2012 Eligible	3.72	City of Las Vegas	0.92	8	8	40.3	24483	61325	62528	2204	Metropolitan
7	32003000700	Clark	2011 or 2012 Eligible	3.70	City of Las Vegas	1.00	10	7	29	33021	61325	62528	4216	Metropolitan
8	32003005438	Clark	2011 or 2012 Eligible	3.63	City of Henderson	0.73	4	9	10	36831	61325	62528	2254	Metropolitan
9	32003000521	Clark	2011 or 2012 Eligible	3.59	City of Las Vegas	0.99	10	6	40.3	21731	61325	62528	3430	Metropolitan
10	32031003101	Washoe	2011 or 2012 Eligible	3.54	Sparks	0.74	4	8	18.1	41272	68267	62528	3938	Metropolitan
11	32003000800	Clark	2011 or 2012 Eligible	3.52	City of Las Vegas	0.92	8	6	35.4	33942	61325	62528	1897	Metropolitan
12	32031000102	Washoe	2011 or 2012 Eligible	3.48	City of Reno	0.98	10	5	47.2	26161	68267	62528	2679	Metropolitan
13	32003001100	Clark	2011 or 2012 Eligible	3.47	City of Las Vegas	0.97	10	5	47.6	21000	61325	62528	2452	Metropolitan
14	32007951500	Elko	2011 or 2012 Eligible	3.46	West Wendover	0.71	4	5	23.9	45144	83095	62528	4615	Non-Metropolitan
15	32003000301	Clark	2011 or 2012 Eligible	3.41	City of Las Vegas	0.91	8	5	39.9	40919	61325	62528	2535	Metropolitan
16	32031000201	Washoe	2011 or 2012 Eligible	3.36	City of Reno	0.96	9	4	31.6	32089	68267	62528	2996	Metropolitan
17	32003003800	Clark	2011 or 2012 Eligible	3.30	City of North Las Vegas	1.00	10	3	46.3	25683	61325	62528	3823	Metropolitan
18	32019960201	Lyon	2011 or 2012 Eligible	3.27	Lyon	0.82	6	7	22.8	53581	57414	62528	3976	Non-Metropolitan
19	32031000900	Washoe	2011 or 2012 Eligible	3.26	City of Reno	0.96	9	3	36.9	28163	68267	62528	4493	Metropolitan
20	32031001009	Washoe	2011 or 2012 Eligible	3.21	City of Reno	0.71	4	10	23.9	47708	68267	62528	2608	Metropolitan
21	32003000403	Clark	2011 or 2012 Eligible	3.18	City of Las Vegas	0.98	10	2	40.1	25833	61325	62528	2604	Metropolitan
22	32003003616	Clark	2011 or 2012 Eligible	3.16	City of North Las Vegas	0.91	8	10	25	42143	61325	62528	4234	Metropolitan
23	32003000600	Clark	2011 or 2012 Eligible	3.14	City of Las Vegas	0.94	9	2	30.9	31182	61325	62528	2466	Metropolitan
24	32003001901	Clark	2011 or 2012 Eligible	3.09	Clark County	0.89	7	2	21.2	38866	61325	62528	5416	Metropolitan
25	32003002201	Clark	2011 or 2012 Eligible	3.08	City of Las Vegas	0.93	8	4	32.5	35766	61325	62528	4688	Metropolitan
26	32003006800	Clark	2011 or 2012 Eligible	3.05	Clark County	0.85	6	2	30.3	30313	61325	62528	4793	Metropolitan
27	32510000600	Carson City	2011 or 2012 Eligible	3.01	Carson City	0.66	3	6	24.4	47554	61611	62528	5743	Metropolitan
28	32003005200	Clark	2011 or 2012 Eligible	3.00	City of Henderson	0.90	8	6	29.4	48245	61325	62528	3882	Metropolitan
29	32003000106	Clark	2011 or 2012 Eligible	2.99	City of Las Vegas	0.94	9	3	31.8	35184	61325	62528	4617	Metropolitan
30	32003005421	Clark	2011 or 2012 Eligible	2.95	City of Henderson	0.95	9	5	43.8	31875	61325	62528	3942	Metropolitan
31	32003000103	Clark	2011 or 2012 Eligible	2.94	City of Las Vegas	0.89	7	8	20.8	40547	61325	62528	5843	Metropolitan
32	32003000522	Clark	2011 or 2012 Eligible	2.94	City of Las Vegas	0.99	10	2	46.6	25577	61325	62528	2721	Metropolitan
33	32003000402	Clark	2011 or 2012 Eligible	2.92	City of Las Vegas	0.97	10	2	46	23112	61325	62528	2667	Metropolitan
34	32003001300	Clark	2011 Eligible	2.92	City of Las Vegas	0.72	4	2	17.6	57775	61325	62528	5360	Metropolitan
35	32003002603	Clark	2011 or 2012 Eligible Eligible (2011	2.89	Clark County	0.94	9	7	34		61325	62528	3955	Metropolitan
36	32019960302	Lyon	Contiguous)	2.89	Lyon	0.44		7	16.3	60509	57414	62528	9551	Non-Metropolitan
37	32003000201	Clark	2011 or 2012 Eligible	2.83	City of Las Vegas	0.88	7	7	31.3	36154	61325	62528	4205	Metropolitan
38	32003000401	Clark	2011 or 2012 Eligible	2.83	City of Las Vegas	0.98	10	1	54.8	23194	61325	62528	2152	Metropolitan
39	32003000520	Clark	2011 or 2012 Eligible	2.82	City of Las Vegas	0.97	10	1	28.9	32250	61325	62528	1977	Metropolitan
40	32003002404	Clark	2011 or 2012 Eligible	2.80	Clark County	0.95	9	6	60	21250	61325	62528	4710	Metropolitan
41	32031001502	Washoe	2011 or 2012 Eligible	2.77	City of Reno	0.97	10	3	44.9		68267	62528	6030	Metropolitan
42	32023960401	Nye	2011 or 2012 Eligible	2.74	NCREDA	0.79	5	7	16.8	42346	52178	62528	5664	Non-Metropolitan
43	32003000510	Clark	2011 or 2012 Eligible	2.73	City of Las Vegas	0.88	7	1	25.4	44605	61325	62528	4747	Metropolitan
44	32003001801	Clark	2011 or 2012 Eligible	2.66	Clark County	0.81	6	6	21.5	43659	61325	62528	6594	Metropolitan
45	32031000202	Washoe	2011 or 2012 Eligible	2.66	City of Reno	0.91	8	5	38.8	21620	68267	62528	2802	Metropolitan
46	32003002506	Clark	2011 or 2012 Eligible	2.65	Clark County	0.80	5	6	27	31743	61325	62528	3863	Metropolitan
47	32019960103	Lyon	2011 or 2012 Eligible	2.65	NNDA	0.80	5	6	22.8	47308	57414	62528	1340	Non-Metropolitan
48	32003001607	Clark	2011 or 2012 Eligible	2.62	Clark County	0.87	7	5	29.2	37896	61325	62528	4643	Metropolitan
49	32003002905	Clark	2011 or 2012 Eligible	2.62	City of Las Vegas	0.77	5	6	19.3	43686	61325	62528	4511	Metropolitan
50	32003004302	Clark	2011 or 2012 Eligible	2.60	City of North Las Vegas	1.00	10	1	47.7	24598	61325	62528	3657	Metropolitan
51	32003004000	Clark	2011 or 2012 Eligible	2.59	City of North Las Vegas	0.99	10	1	32.8	34708	61325	62528	3457	Metropolitan
52	32031940200	Washoe	2011 or 2012 Eligible	2.58	Pyramid Lake Paiute Tril	0.73	4	1	27.8	35625	68267	62528	1581	Metropolitan
53	32003005005	Clark	2011 or 2012 Eligible	2.57	Clark County	0.92	8	4	32.5	31827	61325	62528	4335	Metropolitan
54	32003003006	Clark	2011 or 2012 Eligible Eligible (2012	2.57	City of Las Vegas	0.82	6	5	27.4	50500	61325	62528	3769	Metropolitan
55	32029970200	Storey	Contiguous)	2.57	Storey County	0.22		6	7.2	66738	68267	62528	3941	Metropolitan
56	32003005422	Clark	2011 or 2012 Eligible	2.57	City of Henderson	0.47	1	6	20.4	42422	61325	62528	4446	Metropolitan
57	32003002847	Clark	2011 or 2012 Eligible	2.56	Clark County	0.61	2	7	21.7	39327	61325	62528	3964	Metropolitan
58	32003002405	Clark	2011 or 2012 Eligible	2.55	GOED	0.95	9	6	37.4	28802	61325	62528	4789	Metropolitan
59	32003002403	Clark	2011 or 2012 Eligible	2.54	GOED	0.84	6	7	24.6	31970	61325	62528	3913	Metropolitan
60	32003007800	Clark	2011 or 2012 Eligible	2.54	Clark County	0.69	3	6	20.9	42000	61325	62528	2099	Metropolitan
61	32001950500	Churchill	2011 or 2012 Eligible	2.49	Churchill County	0.64	3	1	30.7	36688	52604	62528	1696	Non-Metropolitan
62	32003000105	Clark	2011 or 2012 Eligible	2.49	City of Las Vegas	0.54	2	2	13.5	47000	61325	62528	3944	Metropolitan
63	32005002400	Douglas	2011 or 2012 Eligible	2.48	B&I	0.73	4	10	25.2	48889	68665	62528	1758	Non-Metropolitan
64	32003000302	Clark	2011 or 2012 Eligible	2.42	City of Las Vegas	0.97	10	2	45.8	22396	61325	62528	4887	Metropolitan
65	32007951300	Elko	2011 or 2012 Eligible	2.38	NNRDA	0.63	3	5	21.6	42352	83095	62528	2472	Non-Metropolitan
66	32003005014	Clark	2011 or 2012 Eligible	2.36	Clark County	0.61	2	5	20.5	41593	61325	62528	5375	Metropolitan
67	32003001718	Clark	2011 or 2012 Eligible	2.32	Clark County	0.87	7	2	28.7	39911	61325	62528	2485	Metropolitan
68	32003004602	Clark	2011 or 2012 Eligible	2.27		0.92	8	6	31	31016	61325	62528	2547	Metropolitan
69	32031002211	Washoe	2011 or 2012 Eligible	2.27	City of Reno	0.72	4	3	26.7	34040	68267	62528	4048	Metropolitan
70	32003004401	Clark	2011 or 2012 Eligible	2.24		0.99	10	10	37.5	33051	61325	62528	2747	Metropolitan
71	32003004713	Clark	2011 or 2012 Eligible	2.21		0.96	9	10	44.1	26033	61325	62528	4003	Metropolitan
72	32510000502	Carson City	2011 or 2012 Eligible	2.15		0.85	6	8	27.8	35313	61611	62528	3449	Metropolitan
73	32019960900	Lyon	2011 or 2012 Eligible	2.13	NNDA	0.83	6	3	22.6	45147	57414	62528	5557	Non-Metropolitan
74	32003004601	Clark	2011 or 2012 Eligible	2.12		0.97	10	4	39.5	28824	61325	62528	4976	Metropolitan
75	32003005439	Clark	2011 or 2012 Eligible	2.11	City of Henderson	0.76	5	1	19.2	48442	61325	62528	3684	Metropolitan
76	32510000900	Carson City	2011 or 2012 Eligible	2.10		0.80	5	8	22.1	44531	61611	62528	5020	Metropolitan
77	32023960300	Nye	Eligible (2011 Contiguous)	2.06	NCREDA	0.71		1	12.1	52115	52178	62528	2223	Non-Metropolitan
78	32003002956	Clark	2011 or 2012 Eligible	2.04		0.49	1	8	6.8	47206	61325	62528	2611	Metropolitan
79	32003003419	Clark	2011 or 2012 Eligible	2.02		0.77	5	5	25.3	43145	61325	62528	6626	Metropolitan
80	32003005607	Clark	2011 or 2012 Eligible	2.01		0.86	7	4	17.9	39944	61325	62528	3738	Metropolitan
81	32031002204	Washoe	2011 or 2012 Eligible	2.00		0.75	4	5	17.4	41268	68267	62528	5318	Metropolitan
82	32003004712	Clark	2011 or 2012 Eligible	1.98		0.98	10	10	41.4	21997	61325	62528	4091	Metropolitan
83	32031001701	Washoe	2011 or 2012 Eligible	1.95		0.95	9	10	40.1	26800	68267	62528	4048	Metropolitan
84	32003002207	Clark	2011 or 2012 Eligible	1.94		0.94	9	10	49.7	26311	61325	62528	4346	Metropolitan
85	32003005006	Clark	2011 or 2012 Eligible	1.92		0.92	8	10	20.2	36344	61325	62528	5173	Metropolitan
86	32001950400	Churchill	2011 or 2012 Eligible	1.89	Churchill County	0.04	1	1	3.2	43309	52604	62528	794	Non-Metropolitan
87	32003002605	Clark	2011 or 2012 Eligible	1.89		0.89	8	10	40.6	27708	61325	62528	717	Metropolitan
88	32003005423	Clark	2011 or 2012 Eligible	1.88		0.83	6	8	26.4	48523	61325	62528	4666	Metropolitan
89	32003001804	Clark	2011 or 2012 Eligible	1.86		0.91	8	7	39.2	30754	61325	62528	3706	Metropolitan
90	32003000515	Clark	2011 or 2012 Eligible	1.81		0.91	8	9	28.2	34167	61325	62528	5369	Metropolitan
91	32007951700	Elko	2011 or 2012 Eligible	1.80		0.70	3	1	28.7	44333	83095	62528	3092	Non-Metropolitan
92	32003000518	Clark	2011 or 2012 Eligible	1.80		0.90	8	9	30.8	34760	61325	62528	5894	Metropolitan
93	32510000501	Carson City	2011 Eligible	1.79	NNDA	0.49	2	8	16	69167	61611	62528	5979	Metropolitan
94	32019960303	Lyon	Eligible (2011 Contiguous)	1.79	NNDA	0.39		9	10.5	76202	57414	62528	4621	Non-Metropolitan
95	32031002212	Washoe	2011 or 2012 Eligible	1.79		0.99	10	8	56.5	26955	68267	62528	4978	Metropolitan
96	32003003423	Clark	2011 or 2012 Eligible	1.78		0.78	5	10	24.3	48315	61325	62528	6740	Metropolitan
97	32003001402	Clark	2011 or 2012 Eligible	1.78		0.93	8	6	30.9	40625	61325	62528	4473	Metropolitan
98	32003004703	Clark	2011 or 2012 Eligible	1.78		0.88	7	9	29.5	41740	61325	62528	5503	Metropolitan
99	32003007100	Clark	2011 or 2012 Eligible	1.77		0.87	7	9	33.1	35197	61325	62528	3243	Metropolitan
100	32003003430	Clark	2011 or 2012 Eligible	1.76		0.86	7	9	19.5	42500	61325	62528	2638	Metropolitan
101	32003006202	Clark	2011 or 2012 Eligible	1.75		0.75	4	10	26	43177	61325	62528	3948	Metropolitan

AMERICAN OVERSIGHT

102	32003004402	Clark	2011 or 2012 Eligible	1.74		0.99	10	5	44.6	30975	61325	62528	3775	Metropolitan
103	32003002916	Clark	Eligible (2011 Contiguous)	1.74		0.84		9	12.8	61008	61325	62528	2719	Metropolitan
104	32031002704	Washoe	2011 or 2012 Eligible	1.70		0.90	8	8	20.4	36723	68267	62528	4720	Metropolitan
105	32019960301	Lyon	2011 or 2012 Eligible	1.70		0.90	8	8	31	40139	57414	62528	1825	Non-Metropolitan
106	32003004715	Clark	2011 or 2012 Eligible	1.69		0.89	7	8	25.2	34195	61325	62528	5495	Metropolitan
107	32003003418	Clark	2011 or 2012 Eligible	1.69	City of Las Vegas	0.69	3	10	27.5	34767	61325	62528	4335	Metropolitan
108	32023960404	Nye	2011 Eligible	1.68		0.68	3	10	16.4	53276	52178	62528	8885	Non-Metropolitan
109	32031001902	Washoe	2011 or 2012 Eligible	1.67	EDAWN	0.82	6	6	28.4	27233	68267	62528	4844	Metropolitan
110	32003003429	Clark	2011 or 2012 Eligible	1.67		0.77	5	9	25.1	42161	61325	62528	5803	Metropolitan
111	32003004707	Clark	2011 or 2012 Eligible	1.66		0.86	7	8	26.8	50707	61325	62528	3142	Metropolitan
112	32003004920	Clark	2011 or 2012 Eligible	1.65		0.75	4	9	22.3	45332	61325	62528	5468	Metropolitan
113	32003002995	Clark	2011 or 2012 Eligible	1.65		0.75	4	9	26.6	36875	61325	62528	2735	Metropolitan
114	32031001400	Washoe	2011 or 2012 Eligible	1.65		0.80	5	6	38	46302	68267	62528	3431	Metropolitan
115	32003001707	Clark	2012 Eligible	1.64		0.84		8	21.5	42917	61325	62528	1536	Metropolitan
116	32003005705	Clark	Eligible (2011 Contiguous)	1.64	Laughlin Economic Deve	0.84		3	11.8	51607	61325	62528	2742	Metropolitan
117	32003004924	Clark	2011 or 2012 Eligible	1.63		0.83	6	8	21.9	51154	61325	62528	4369	Metropolitan
118	32031002617	Washoe	2012 Eligible	1.63		0.63		10	12.6	52764	68267	62528	6967	Metropolitan
119	32003004301	Clark	2011 or 2012 Eligible	1.63		0.98	10	4	52.6	19145	61325	62528	1573	Metropolitan
120	32003000517	Clark	2011 or 2012 Eligible	1.63		0.83	6	8	17.8	45375	61325	62528	5052	Metropolitan
121	32003003104	Clark	2011 or 2012 Eligible	1.62		0.72	4	9	20.9	41734	61325	62528	3933	Metropolitan
122	32003006001	Clark	2011 or 2012 Eligible	1.62		0.82	6	8	26.7	41032	61325	62528	6409	Metropolitan
123	32003005010	Clark	2011 or 2012 Eligible	1.62		0.62	2	10	21.8	47610	61325	62528	5739	Metropolitan
124	32031002107	Washoe	2011 or 2012 Eligible	1.61		0.76	5	6	24.4	43971	68267	62528	1824	Metropolitan
125	32003003426	Clark	2011 or 2012 Eligible	1.60		0.60	2	10	20.8	48750	61325	62528	3624	Metropolitan
126	32031002705	Washoe	2011 or 2012 Eligible	1.59		0.69	3	9	23	52377	68267	62528	4971	Metropolitan
127	32003003103	Clark	2011 or 2012 Eligible	1.58		0.58	2	10	22.9	40963	61325	62528	3698	Metropolitan
128	32003003644	Clark	2012 Eligible	1.58		0.68		9	18.1	48661	61325	62528	5009	Metropolitan
129	32003001610	Clark	2012 Eligible	1.57		0.77		8	17.5	48676	61325	62528	2903	Metropolitan
130	32003002708	Clark	2011 or 2012 Eligible	1.57		0.87	7	7	39.8	26530	61325	62528	2571	Metropolitan
131	32003001502	Clark	2011 or 2012 Eligible	1.56		0.86	7	7	23	32524	61325	62528	3844	Metropolitan
132	32003005702	Clark	2011 or 2012 Eligible	1.55	Laughlin Economic Deve	0.85	6	2	23.3	36042	61325	62528	3206	Metropolitan
133	32003003633	Clark	2011 Eligible	1.55		0.55	2	10	12.9	57037	61325	62528	3715	Metropolitan
134	32001950302	Churchill	2011 or 2012 Eligible	1.55		0.65	3	9	18.9	45448	52604	62528	5039	Non-Metropolitan
135	32003001711	Clark	2011 or 2012 Eligible	1.54		0.84	6	7	22.1	39364	61325	62528	3703	Metropolitan
136	32003003411	Clark	Eligible (2011 Contiguous)	1.54		0.64		9	15.8	60363	61325	62528	4006	Metropolitan
137	32003001712	Clark	2011 Eligible	1.53		0.73	4	8	19.9	56917	61325	62528	4156	Metropolitan
138	32003005848	Clark	2011 or 2012 Eligible	1.53		0.63	3	9	18.6	39089	61325	62528	3896	Metropolitan
139	32005001200	Douglas	Eligible (2011 Contiguous)	1.52		0.62		9	12.7	55760	68665	62528	2926	Non-Metropolitan
140	32003002941	Clark	2012 Eligible	1.52		0.72		8	25.9	45179	61325	62528	5180	Metropolitan
141	32003003413	Clark	2011 Eligible	1.52		0.72	4	8	13	51496	61325	62528	5472	Metropolitan
142	32003000101	Clark	Eligible (2011 Contiguous)	1.52		0.82		7	17.6	50694	61325	62528	7306	Metropolitan
143	32003003625	Clark	Eligible (2011 Contiguous)	1.51		0.51		10	16.3	58080	61325	62528	8564	Metropolitan
144	32003005011	Clark	2011 or 2012 Eligible	1.51		0.81	6	7	20.8	44500	61325	62528	2856	Metropolitan
145	32003005016	Clark	Eligible (2011 Contiguous)	1.50		0.50		10	4.8	55313	61325	62528	5641	Metropolitan
146	32510001001	Carson City	2011 or 2012 Eligible	1.50		0.60	2	9	26.7	38911	61611	62528	4379	Metropolitan
147	32031001008	Washoe	2011 or 2012 Eligible	1.50		0.90	8	6	28.8	30000	68267	62528	4350	Metropolitan
148	32003002961	Clark	Eligible (2011 Contiguous)	1.49		0.59		9	14.1	64000	61325	62528	2470	Metropolitan
149	32003002203	Clark	2011 or 2012 Eligible	1.48		0.88	7	6	24.3	32038	61325	62528	5415	Metropolitan
150	32023960402	Nye	2011 or 2012 Eligible	1.48		0.78	5	7	21.9	54650	52178	62528	4316	Non-Metropolitan
151	32003006103	Clark	2011 or 2012 Eligible	1.47		0.67	3	8	20.5	48792	61325	62528	3080	Metropolitan
152	32031000300	Washoe	Eligible (2011 Contiguous)	1.47		0.42		8	13.4	59421	68267	62528	3630	Metropolitan
153	32031001501	Washoe	2012 Eligible	1.47		0.57		9	21.2	55489	68267	62528	4575	Metropolitan
154	32003002000	Clark	2011 Eligible	1.47		0.87	7	6	18.6	51360	61325	62528	4091	Metropolitan
155	32003004921	Clark	2011 or 2012 Eligible	1.46		0.86	6	6	24.4	48371	61325	62528	6146	Metropolitan
156	32031002902	Washoe	2011 or 2012 Eligible	1.45		0.55	2	9	16.1	53750	68267	62528	4432	Metropolitan
157	32003001401	Clark	2011 or 2012 Eligible	1.45		0.90	8	3	33.3	37716	61325	62528	2754	Metropolitan
158	32003002821	Clark	2011 or 2012 Eligible	1.45		0.55	2	9	27.1	52391	61325	62528	4793	Metropolitan
159	32031000400	Washoe	2011 Eligible	1.44		0.74	4	7	18.8	98036	68267	62528	5042	Metropolitan
160	32031001201	Washoe	2011 or 2012 Eligible	1.43	City of Reno	0.63	3	8	20.5	65385	68267	62528	2474	Metropolitan
161	32003001200	Clark	2011 or 2012 Eligible	1.43		0.88	7	3	25.9	45302	61325	62528	3635	Metropolitan
162	32003003415	Clark	2011 or 2012 Eligible	1.43	City of Las Vegas	0.63	3	8	26.6	42225	61325	62528	6562	Metropolitan
163	32009950100	Esmeralda	2011 or 2012 Eligible	1.42	NCREDA	0.32	1	1	11.9	43681		62528	1069	Non-Metropolitan
164	32005002500	Douglas	Eligible (2011 Contiguous)	1.40		0.70		7	15.2	53438	68665	62528	1857	Non-Metropolitan
165	32003002951	Clark	Eligible (2011 Contiguous)	1.40		0.60		8	16.4	52794	61325	62528	7400	Metropolitan
166	32003002936	Clark	2011 Eligible	1.40		0.50	2	9	10.4	57625	61325	62528	3348	Metropolitan
167	32031003000	Washoe	2011 or 2012 Eligible	1.39	EDAWN	0.74	4	4	20.1	48983	68267	62528	6568	Metropolitan
168	32003002707	Clark	2012 Eligible	1.39		0.59		8	8.5	47488	61325	62528	3706	Metropolitan
169	32003000524	Clark	2011 or 2012 Eligible	1.39		0.99	10	4	37.6	35428	61325	62528	1965	Metropolitan
170	32003002501	Clark	2011 or 2012 Eligible	1.39		0.79	5	6	21.5	44122	61325	62528	7133	Metropolitan
171	32003004914	Clark	2011 Eligible	1.39		0.59	2	8	16.5	54837	61325	62528	2537	Metropolitan
172	32003003624	Clark	Eligible (2011 Contiguous)	1.38		0.38		10	6.4	53415	61325	62528	6297	Metropolitan
173	32031001901	Washoe	2011 or 2012 Eligible	1.38		0.93	8	2	34.5	27341	68267	62528	4809	Metropolitan
174	32003001710	Clark	2011 or 2012 Eligible	1.38		0.68	3	7	15.5	48664	61325	62528	4023	Metropolitan
175	32003002824	Clark	Eligible (2011 Contiguous)	1.37		0.67		7	5.2	69063	61325	62528	1757	Metropolitan
176	32003003260	Clark	Eligible (2011 Contiguous)	1.36		0.56		8	12.2	54158	61325	62528	3543	Metropolitan
177	32003004710	Clark	2011 or 2012 Eligible	1.36		0.96	9	4	43.3	26442	61325	62528	7062	Metropolitan
178	32003003422	Clark	2011 or 2012 Eligible	1.36		0.76	5	6	22.7	42500	61325	62528	5213	Metropolitan
179	32003003639	Clark	Eligible (2011 Contiguous)	1.36		0.56		8	11.5	50544	61325	62528	4267	Metropolitan
180	32003002505	Clark	2011 or 2012 Eligible	1.34		0.84	6	5	28.8	35078	61325	62528	1960	Metropolitan
181	32003001003	Clark	Eligible (2011 Contiguous)	1.34		0.64		7	19.3	50441	61325	62528	3866	Metropolitan
182	32003002204	Clark	2011 or 2012 Eligible	1.33		0.93	9	4	41.2	26053	61325	62528	4419	Metropolitan
183	32003002935	Clark	Eligible (2011 Contiguous)	1.33		0.43		9	7.4	60156	61325	62528	1666	Metropolitan
184	32003003253	Clark	Eligible (2011 Contiguous)	1.32		0.42		9	8.8	61250	61325	62528	3766	Metropolitan
185	32003003421	Clark	2011 or 2012 Eligible	1.31	City of Las Vegas	0.71	4	6	23.5	56250	61325	62528	3508	Metropolitan
186	32031002802	Washoe	2011 or 2012 Eligible	1.31		0.71	4	6	20.8	40682	68267	62528	5516	Metropolitan
187	32003006201	Clark	2011 or 2012 Eligible	1.30		0.90	8	4	32.8	35962	61325	62528	3954	Metropolitan
188	32003001902	Clark	2011 or 2012 Eligible	1.29		0.79	5	5	23.8	44564	61325	62528	4160	Metropolitan
189	32003003228	Clark	2011 Eligible	1.28		0.28	1	10	17.1	60652	61325	62528	4182	Metropolitan
190	32003001713	Clark	Eligible (2011 Contiguous)	1.28		0.38		9	8.5	64038	61325	62528	3113	Metropolitan
191	32003002406	Clark	2011 or 2012 Eligible	1.27		0.87	7	4	36.1	34967	61325	62528	3135	Metropolitan
192	32003002952	Clark	Eligible (2011 Contiguous)	1.27		0.37		9	7.6	64662	61325	62528	2523	Metropolitan
193	32031002500	Washoe	Eligible (2011 Contiguous)	1.26		0.26		10	16.1	75293	68267	62528	5008	Metropolitan
194	32003001611	Clark	2011 or 2012 Eligible	1.25		0.85	6	4	24.3	50846	61325	62528	4102	Metropolitan
195	32023960406	Nye	Eligible (2011 Contiguous)	1.25		0.65		6	9.5	56438	52178	62528	8508	Non-Metropolitan
196	32031000700	Washoe	2011 or 2012 Eligible	1.25	EDAWN	0.60	2	4	17.2	39756	68267	62528	5279	Metropolitan
197	32003002950	Clark	Eligible (2011 Contiguous)	1.25		0.25		10	9.5	52404	61325	62528	4500	Metropolitan
198	32003000528	Clark	2011 or 2012 Eligible	1.23		0.93	9	3	36	30078	61325	62528	3434	Metropolitan
199	32003002970	Clark	2012 Eligible	1.23		0.23		10	12.1	49050	61325	62528	3562	Metropolitan
200	32031001702	Washoe	2011 or 2012 Eligible	1.22		0.82	6	4	23.9	49602	68267	62528	5505	Metropolitan
201	32031002801	Washoe	Eligible (2011 Contiguous)	1.22		0.62		6	16.6	60204	68267	62528	4792	Metropolitan
202	32003003248	Clark	Eligible (2011 Contiguous)	1.21		0.51		7	9.2	62480	61325	62528	3581	Metropolitan
203	32003000514	Clark	2011 or 2012 Eligible	1.21		0.91	8	3	27.1	36938	61325	62528	6937	Metropolitan
204	32003002954	Clark	2011 or 2012 Eligible	1.21		0.81	6	4	28.1	29141	61325	62528	4051	Metropolitan
205	32003002958	Clark	2011 or 2012 Eligible	1.20		0.30	1	9	15.1	48025	61325	62528	5441	Metropolitan
206	32031002407	Washoe	Eligible (2011 Contiguous)	1.20		0.20		10	17.7	64330	68267	62528	4212	Metropolitan
207	32003002919	Clark	2011 or 2012 Eligible	1.20		0.60	2	6	25.6	61900	61325	62528	3967	Metropolitan
208	32003002966	Clark	2011 or 2012 Eligible	1.19		0.69	3	5	25.4	31111	61325	62528	5019	Metropolitan
209	32003005703	Clark	2011 or 2012 Eligible	1.19		0.69	3	5	20.5	34063	61325	62528	870	Metropolitan
210	32003002706	Clark	2011 or 2012 Eligible	1.19		0.89	7	3	30	30278	61325	62528	4011	Metropolitan

AMERICAN OVERSIGHT

211	32003001706	Clark	Eligible (2011 Contiguous)	1.18		0.58		6	17	58250	61325	62528	2914	Metropolitan
212	32003002965	Clark	2011 or 2012 Eligible	1.18		0.88	7	3	21.4	36184	61325	62528	4182	Metropolitan
213	32003000516	Clark	2011 or 2012 Eligible	1.18		0.98	10	2	41.5	36183	61325	62528	5893	Metropolitan
214	32003001609	Clark	2011 or 2012 Eligible	1.18		0.78	5	4	28.2	58375	61325	62528	4790	Metropolitan
215	32003002949	Clark	Eligible (2011 Contiguous)	1.18		0.48		7	11.5	66123	61325	62528	3377	Metropolitan
216	32003003102	Clark	2011 or 2012 Eligible	1.18		0.68	3	5	30.1	39524	61325	62528	5841	Metropolitan
217	32003001612	Clark	2011 or 2012 Eligible	1.16		0.86	7	3	24.9	28578	61325	62528	7164	Metropolitan
218	32003003634	Clark	Eligible (2011 Contiguous)	1.16		0.46		7	9.5	54420	61325	62528	4667	Metropolitan
219	32003001716	Clark	Eligible (2011 Contiguous)	1.15		0.65		5	17.3	58561	61325	62528	1744	Metropolitan
220	32003000109	Clark	2012 Eligible	1.15		0.85		3	20.2	46221	61325	62528	4052	Metropolitan
221	32003003638	Clark	2011 or 2012 Eligible	1.14		0.44	1	7	24.5	55035	61325	62528	3117	Metropolitan
222	32003004709	Clark	2011 or 2012 Eligible	1.14		0.94	9	2	36.7	28768	61325	62528	5657	Metropolitan
223	32003003254	Clark	Eligible (2011 Contiguous)	1.14		0.44		7	14.1	53934	61325	62528	3928	Metropolitan
224	32003003318	Clark	Eligible (2011 Contiguous)	1.14		0.14		10	8.7	67426	61325	62528	5427	Metropolitan
225	32003001004	Clark	2012 Eligible	1.14		0.74		4	21	44957	61325	62528	6626	Metropolitan
226	32003007200	Clark	2011 or 2012 Eligible	1.13		0.93	9	2	31.1	45363	61325	62528	5048	Metropolitan
227	32005001700	Douglas	Eligible (2011 Contiguous)	1.13		0.53		6	12.3	54167	68665	62528	1894	Non-Metropolitan
228	32003003637	Clark	Eligible (2011 Contiguous)	1.13		0.13		10	8.5	61771	61325	62528	4553	Metropolitan
229	32003000519	Clark	2011 or 2012 Eligible	1.12		0.92	8	2	28.9	34335	61325	62528	4696	Metropolitan
230	32003005101	Clark	Eligible (2011 Contiguous)	1.11		0.21		9	9.3	50268	61325	62528	7933	Metropolitan
231	32003003235	Clark	Eligible (2011 Contiguous)	1.11		0.31		8	11.7	53083	61325	62528	3143	Metropolitan
232	32031001801	Washoe	2011 or 2012 Eligible	1.10		1.00	10	1	41.7	30809	68267	62528	3448	Metropolitan
233	32023960405	Nye	2011 or 2012 Eligible	1.09		0.79	5	3	29.4	39602	52178	62528	3337	Non-Metropolitan
234	32003003230	Clark	Eligible (2011 Contiguous)	1.09		0.09		10	10.4	72543	61325	62528	8406	Metropolitan
235	32001950301	Churchill	2011 or 2012 Eligible	1.08		0.78	5	3	32.2	30469	52604	62528	3889	Non-Metropolitan
236	32003005614	Clark	2011 or 2012 Eligible	1.08		0.68	3	4	30.8	42389	61325	62528	2516	Metropolitan
237	32031001802	Washoe	2011 or 2012 Eligible	1.07		0.87	7	2	21.8	43750	68267	62528	3660	Metropolitan
238	32003004100	Clark	2011 or 2012 Eligible	1.07		0.97	10	1	31.4	37313	61325	62528	5725	Metropolitan
239	32031002613	Washoe	Eligible (2011 Contiguous)	1.07		0.07		10	6.1	72935	68267	62528	5684	Metropolitan
240	32003003003	Clark	Eligible (2011 Contiguous)	1.07		0.17		9	8.6	59853	61325	62528	5237	Metropolitan
241	32003004910	Clark	Eligible (2011 Contiguous)	1.07		0.57		5	9.9	55160	61325	62528	3339	Metropolitan
242	32003004916	Clark	2011 Eligible	1.06		0.76	5	3	18.7	50819	61325	62528	2511	Metropolitan
243	32003003431	Clark	2011 or 2012 Eligible	1.06		0.96	9	1	44.5	28474	61325	62528	3167	Metropolitan
244	32003003617	Clark	2011 or 2012 Eligible	1.06		0.76	5	3	17.9	43625	61325	62528	1308	Metropolitan
245	32003003412	Clark	Eligible (2011 Contiguous)	1.05		0.35		7	10.7	53691	61325	62528	4391	Metropolitan
246	32003000513	Clark	2011 or 2012 Eligible	1.05		0.95	9	1	34.1	40224	61325	62528	3960	Metropolitan
247	32003000525	Clark	2011 or 2012 Eligible	1.05		0.95	9	1	22.2	37011	61325	62528	2488	Metropolitan
248	32003005615	Clark	Eligible (2011 Contiguous)	1.05		0.65		4	16.8	52465	61325	62528	1656	Metropolitan
249	32031001202	Washoe	2011 or 2012 Eligible	1.05	City of Reno	0.45	1	6	19.6	40613	68267	62528	4792	Metropolitan
250	32003002969	Clark	2011 or 2012 Eligible	1.04		0.29	1	5	15.2	46719	61325	62528	1553	Metropolitan
251	32003004500	Clark	2011 or 2012 Eligible	1.04		0.94	9	1	21.4	39418	61325	62528	4544	Metropolitan
252	32003003631	Clark	2011 or 2012 Eligible	1.03		0.53	2	5	15.6	44468	61325	62528	3823	Metropolitan
253	32003005336	Clark	Eligible (2011 Contiguous)	1.03		0.33		7	13.6	52807	61325	62528	3953	Metropolitan
254	32003004917	Clark	Eligible (2011 Contiguous)	1.03		0.53		5	14.8	54260	61325	62528	2975	Metropolitan
255	32003005103	Clark	Eligible (2011 Contiguous)	1.03		0.33		7	11	59643	61325	62528	5480	Metropolitan
256	32003003214	Clark	Eligible (2011 Contiguous)	1.03		0.73		3	4.5	52383	61325	62528	1849	Metropolitan
257	32031002611	Washoe	2011 or 2012 Eligible	1.03		0.63	3	4	34.3	59583	68267	62528	6432	Metropolitan
258	32031002610	Washoe	2012 Eligible	1.02		0.32		7	11.3	54009	68267	62528	5512	Metropolitan
259	32019960102	Lyon	Eligible (2011 Contiguous)	1.02		0.52		5	16.1	55575	57414	62528	7830	Non-Metropolitan
260	32003002948	Clark	2011 Eligible	1.02		0.62	2	4	15	51250	61325	62528	3536	Metropolitan
261	32003004200	Clark	2011 or 2012 Eligible	1.02		0.92	8	1	27.6	39810	61325	62528	4754	Metropolitan
262	32031002205	Washoe	2011 or 2012 Eligible	1.01		0.31	1	7	16.9	45551	68267	62528	4581	Metropolitan
263	32003001608	Clark	2011 or 2012 Eligible	1.01		0.71	4	3	20.3	48250	61325	62528	1517	Metropolitan
264	32003003420	Clark	2011 or 2012 Eligible	1.01		0.81	6	2	32	39671	61325	62528	4432	Metropolitan
265	32003002826	Clark	Eligible (2011 Contiguous)	1.01		0.31		7	7	67361	61325	62528	3086	Metropolitan
266	32003004717	Clark	Eligible (2011 Contiguous)	1.01		0.66		1	12.4	51345	61325	62528	3296	Metropolitan
267	32003000527	Clark	2011 or 2012 Eligible	1.01		0.91	8	1	19.5	40824	61325	62528	3871	Metropolitan
268	32003003409	Clark	2011 or 2012 Eligible	1.01		0.51	2	5	15.2	48561	61325	62528	6576	Metropolitan
269	32003002206	Clark	2011 or 2012 Eligible	1.00		0.70	3	3	20.3	40035	61325	62528	3138	Metropolitan
270	32003004911	Clark	2011 or 2012 Eligible	0.99		0.79	5	2	26.5	43309	61325	62528	3751	Metropolitan
271	32003003247	Clark	Eligible (2011 Contiguous)	0.99		0.29		7	5.1	76488	61325	62528	3926	Metropolitan
272	32003000108	Clark	2011 or 2012 Eligible	0.98		0.88	7	1	22	37237	61325	62528	3891	Metropolitan
273	32031002406	Washoe	2011 or 2012 Eligible	0.98		0.48	1	5	21.5	65543	68267	62528	5274	Metropolitan
274	32003006203	Clark	2011 or 2012 Eligible	0.97		0.47	1	5	20.7	51310	61325	62528	3075	Metropolitan
275	32003004925	Clark	2012 Eligible	0.96		0.66		3	18.6	48750	61325	62528	6556	Metropolitan
276	32003002953	Clark	Eligible (2011 Contiguous)	0.96		0.36		6	9.2	59932	61325	62528	4747	Metropolitan
277	32003002942	Clark	Eligible (2011 Contiguous)	0.96		0.46		5	17.5	55417	61325	62528	4770	Metropolitan
278	32003002822	Clark	2011 or 2012 Eligible	0.96		0.76	4	2	18	46102	61325	62528	4152	Metropolitan
279	32003002937	Clark	2011 or 2012 Eligible	0.95		0.55	2	4	18	44821	61325	62528	4922	Metropolitan
280	32003003219	Clark	Eligible (2011 Contiguous)	0.95		0.45		5	7.4	79745	61325	62528	5699	Metropolitan
281	32019960202	Lyon	2011 or 2012 Eligible	0.95		0.75	4	2	18.8	43039	57414	62528	3273	Non-Metropolitan
282	32003003500	Clark	2011 or 2012 Eligible	0.95		0.85	6	1	30.4	37647	61325	62528	3377	Metropolitan
283	32003003428	Clark	2011 or 2012 Eligible	0.94		0.74	4	2	32.1	39107	61325	62528	2253	Metropolitan
284	32031001300	Washoe	2011 or 2012 Eligible	0.93		0.63	3	3	23.9	67802	68267	62528	3612	Metropolitan
285	32003005105	Clark	Eligible (2011 Contiguous)	0.93		0.13		8	9.8	67536	61325	62528	9149	Metropolitan
286	32003004915	Clark	Eligible (2011 Contiguous)	0.92		0.52		4	10	59093	61325	62528	3339	Metropolitan
287	32003001613	Clark	2011 or 2012 Eligible	0.92		0.72	4	2	23.5	47597	61325	62528	3979	Metropolitan
288	32023960403	Nye	2011 or 2012 Eligible	0.92		0.82	6	1	29.3	42955	52178	62528	5189	Non-Metropolitan
289	32003002604	Clark	2011 or 2012 Eligible	0.91		0.81	6	1	25.7	29688	61325	62528	2156	Metropolitan
290	32003004716	Clark	2011 or 2012 Eligible	0.90		0.80	6	1	22.6	43857	61325	62528	3264	Metropolitan
291	32003002964	Clark	2011 or 2012 Eligible	0.90		0.80	5	1	21.6	40476	61325	62528	4983	Metropolitan
292	32005001100	Douglas	2011 Eligible	0.89		0.49	2	4	16.8	54370	68665	62528	5101	Non-Metropolitan
293	32031002616	Washoe	Eligible (2011 Contiguous)	0.88		0.48		4	12.9	55465	68267	62528	4832	Metropolitan
294	32031003106	Washoe	2012 Eligible	0.88		0.48		4	12.6	53926	68267	62528	6983	Metropolitan
295	32031002411	Washoe	Eligible (2011 Contiguous)	0.88		0.18		7	13	67021	68267	62528	4279	Metropolitan
296	32003002504	Clark	2011 or 2012 Eligible	0.87		0.67	3	2	24.7	45882	61325	62528	4080	Metropolitan
297	32003000526	Clark	2011 or 2012 Eligible	0.87		0.77	5	1	23.6	46758	61325	62528	3059	Metropolitan
298	32003002302	Clark	Eligible (2011 Contiguous)	0.87		0.47		4	6.9	64688	61325	62528	789	Metropolitan
299	32003004714	Clark	2011 or 2012 Eligible	0.87		0.77	5	1	25	48393	61325	62528	5986	Metropolitan
300	32031002401	Washoe	Eligible (2011 Contiguous)	0.87		0.37		5	18	85833	68267	62528	3559	Metropolitan
301	32003002827	Clark	Eligible (2011 Contiguous)	0.86		0.36		5	12.4	55114	61325	62528	2892	Metropolitan
302	32031002614	Washoe	2011 or 2012 Eligible	0.86		0.46	1	4	11.1	48512	68267	62528	3703	Metropolitan
303	32003004912	Clark	2011 or 2012 Eligible	0.85		0.65	3	2	24.3	44531	61325	62528	5669	Metropolitan
304	32003005612	Clark	2012 Eligible	0.85		0.85			15.2	46488	61325	62528	1280	Metropolitan
305	32003005704	Clark	2011 or 2012 Eligible	0.85		0.65	3	2	20.1	37833	61325	62528	1875	Metropolitan
306	32003002810	Clark	2011 or 2012 Eligible	0.85		0.65	3	2	17.8	46979	61325	62528	3617	Metropolitan
307	32003005013	Clark	2011 Eligible	0.85		0.35	1	5	17.1	52197	61325	62528	4378	Metropolitan
308	32003003215	Clark	2011 Eligible	0.83		0.43	1	4	14.1	68438	61325	62528	4418	Metropolitan
309	32031002707	Washoe	2012 Eligible	0.83		0.83			20.1	54038	68267	62528	4989	Metropolitan
310	32017950100	Lincoln	Eligible (2011 Contiguous)	0.83		0.73		1	14.1	54219		62528	2911	Non-Metropolitan
311	32003002968	Clark	2012 Eligible	0.82		0.52		3	9.9	49777	61325	62528	2787	Metropolitan
312	32003001715	Clark	2011 or 2012 Eligible	0.81		0.61	2	2	21.8	48988	61325	62528	2772	Metropolitan
313	32003002825	Clark	2011 Eligible	0.79		0.49	1	3	12.3	63409	61325	62528	3189	Metropolitan
314	32003002823	Clark	2011 Eligible	0.79		0.49	1	3	18.9	51055	61325	62528	3497	Metropolitan
315	32003003005	Clark	Eligible (2011 Contiguous)	0.78		0.38		4	10.6	63182	61325	62528	3405	Metropolitan
316	32027960100	Pershing	2012 Eligible	0.78		0.78			16.4	49922		62528	6690	Non-Metropolitan
317	32003006204	Clark	2011 Eligible	0.78		0.48	1	3	17.6	55962	61325	62528	4994	Metropolitan
318	32003003427	Clark	2012 Eligible	0.77		0.77			22	46506	61325	62528	3941	Metropolitan
319	32003002996	Clark	2011 or 2012 Eligible	0.77		0.47	1	3	18	32182	61325	62528	4940	Metropolitan

AMERICAN OVERSIGHT

320	32003001709	Clark	2011 Eligible	0.76		0.46	1	3	17.6	54375	61325	62528	1668	Metropolitan
321	32031002703	Washoe	2011 or 2012 Eligible	0.76		0.56	2	2	21.3	37643	68267	62528	2675	Metropolitan
322	32031003306	Washoe	2012 Eligible	0.74		0.74			22.1	69950	68267	62528	1713	Metropolitan
323	32031002619	Washoe	2011 or 2012 Eligible	0.73		0.33	1	4	20.1	52421	68267	62528	5786	Metropolitan
324	32031002410	Washoe	Eligible (2011 Contiguous)	0.73		0.23		5	13.2	61359	68267	62528	4182	Metropolitan
325	32003002967	Clark	2011 or 2012 Eligible	0.71		0.41	1	3	15.8	41208	61325	62528	3533	Metropolitan
326	32003003615	Clark	2012 Eligible	0.70		0.70			22.5	48654	61325	62528	2790	Metropolitan
327	32003003211	Clark	2012 Eligible	0.70		0.70			2.8	49821	61325	62528	3245	Metropolitan
328	32003003001	Clark	Eligible (2011 Contiguous)	0.69		0.39		3	13.1	59647	61325	62528	4237	Metropolitan
329	32021970800	Mineral	2011 or 2012 Eligible	0.68		0.58	2	1	30.7	42829		62528	1686	Non-Metropolitan
330	32003003220	Clark	2011 Eligible	0.68		0.58	2	1	17.7	53784	61325	62528	6406	Metropolitan
331	32031002706	Washoe	2012 Eligible	0.67		0.67			18.7	52350	68267	62528	4756	Metropolitan
332	32003001803	Clark	2012 Eligible	0.64		0.64			14.7	44350	61325	62528	2644	Metropolitan
333	32031002901	Washoe	Eligible (2011 Contiguous)	0.60		0.40		2	9.4	59602	68267	62528	3441	Metropolitan
334	32003001708	Clark	Eligible (2011 Contiguous)	0.58		0.38		2	16.9	53125	61325	62528	3125	Metropolitan
335	32031002612	Washoe	2011 Eligible	0.57		0.37	1	2	13.7	66506	68267	62528	3697	Metropolitan
336	32031002618	Washoe	Eligible (2011 Contiguous)	0.54		0.24		3	2.9	70859	68267	62528	5953	Metropolitan
337	32003000900	Clark	Not Eligible	0.53	City of Las Vegas	0.78			16.1	126500	61325	62528	1187	Metropolitan
338	32003003004	Clark	2011 or 2012 Eligible	0.52		0.32	1	2	13.6	36413	61325	62528	2166	Metropolitan
339	32005001500	Douglas	2012 Eligible	0.49	Douglas	0.64		6	15.2	49417	68665	62528	5555	Non-Metropolitan
340	32003003234	Clark	Eligible (2011 Contiguous)	0.46		0.06		4	7.7	66352	61325	62528	4343	Metropolitan
341	32017950200	Lincoln	Eligible (2011 Contiguous)	0.32		0.22		1	11.2	59524		62528	2244	Non-Metropolitan

Notes:

Census Tract 3200300900 was submitted by the City of Las Vegas but is ineligible for designation

Census Tract 32005001500 was eligible as a contiguous tract, but no contiguous tract qualfied

AMERICAN OVERSIGHT

Stephanie M. Klapstein

From: Milken Institute <info@milkeninstitute.org>
Sent: Wednesday, January 10, 2018 9:00 AM
To: Daniel Schwartz
Subject: See America's Best-Performing Cities

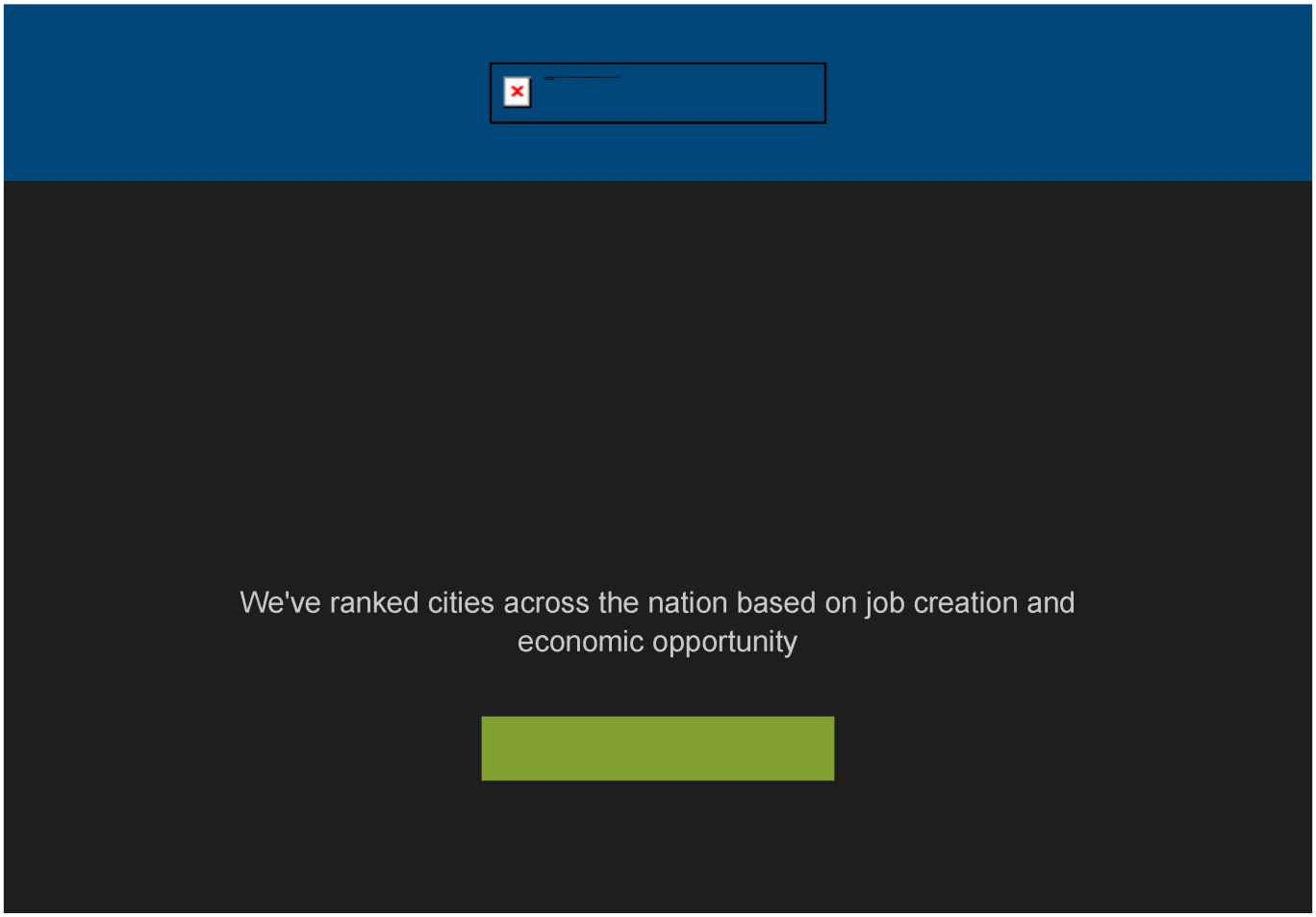

A robust high-tech sector and broad-based growth in jobs and wages lifted Utah's Provo-Orem area to No. 1 in the Milken Institute's Best-Performing Cities 2017 index. Raleigh and Dallas—also benefiting from strength in technology and research—ranked second and third.

The index, published annually since 1999, provides an objective benchmark for examining the unique characteristics of economic growth in metropolitan areas.

AMERICAN OVERSIGHT

Understanding these factors can help communities create a strategic vision for sustaining growth and prosperity.



MILKEN INSTITUTE
SANTA MONICA | WASHINGTON | LONDON | SINGAPORE

Manage subscriptions | click here to opt-out of all emails
Opting out will prevent you from receiving invitations and important communication from the Milken Institute.

© 2018 Milken Institute | 1250 Fourth Street | Santa Monica, CA 90401 | +1 (310) 570-4600

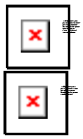

AMERICAN OVERSIGHT

NV-DA-20-0615-A-006377

Stephanie M. Klapstein

From: Mariah Heriman <mheriman@diversifynevada.com>
Sent: Friday, September 14, 2018 4:16 PM
To: Undisclosed recipients
Subject: September 20, 2018 GOED Board Meeting - Agenda & Materials
Attachments: 4. GOED Board Meeting Minutes - August 14, 2018.pdf; 4. GOED Board Meeting Minutes - July 11, 2018.pdf

Good Afternoon GOED Board Members,

The Agenda and materials for the September 20, 2018 GOED Board meeting are posted and available on our website: http://www.diversifynevada.com/meetings/goed-board-meeting-1-1-1-1-1-1-1#agendas

I also attach the draft minutes from the July 11, 2018 and the August 14, 2018 meetings for your review.

Please also be reminded of the change in location for this meeting:

North
The Legislative Building
Legislative Counsel Bureau
401 South Carson St. Room 3137
Carson City, NV 89701

South
Grant Sawyer Building
Legislative Counsel Bureau
555 E. Washington Ave, Room 4412
Las Vegas, NV 89101

Thank you,
Mariah Heriman
Asst. to Paul Anderson
Program Management Specialist
Nevada Governor's Office of Economic Development
555 East Washington Ave. Suite 5400
Las Vegas, NV 89101
Main: (702) 486-2700
Direct: (702) 486-2119
Cell: (702) 271-4296
www.diversifynevada.com
mheriman@diversifynevada.com

Nevada Governor's Office of
ECONOMIC DEVELOPMENT
Empowering Success

AMERICAN OVERSIGHT

NV-DA-20-0615-A-006378

STATE OF NEVADA
GOVERNOR'S OFFICE OF ECONOMIC DEVELOPMENT
BOARD MEETING
August 14, 2018

The meeting of the Board of Economic Development was called to order by Governor Brian Sandoval at the Grant Sawyer Building, Governor's Conference Room, 555 E. Washington Avenue, Room 5100, Las Vegas, Nevada, 89101; and via video conference at the Capitol Building, 101 N. Carson Street, Carson City, Nevada 89701.

1. CALL TO ORDER, ROLL CALL AND ESTABLISH QUORUM

VOTING BOARD MEMBERS PRESENT
Governor Brian Sandoval, State of Nevada
Lieutenant Governor Mark Hutchison, State of Nevada
Dr. Weldon Havins, Touro University, Nevada
Mr. James Barrett, Jr., President and Founder, The JABarrett Company
Dr. Dana Bennett, President, Nevada Mining Association
Mr. Dan Klaich, voting member at large
Mr. Raymond Specht, Founder & CEO Specht Leadership Consulting

BOARD MEMBERS ABSENT AND EXCUSED
Secretary of State Barbara Cegavske, State of Nevada
Mr. Adam Kramer, Executive Vice President of Strategy, Switch, Inc.

NON-VOTING BOARD MEMBERS PRESENT
Mr. Don Soderberg, Director, Department of Employment Rehabilitation and Training

NON-VOTING BOARD MEMBERS ABSENT AND EXCUSED
Dr. Thom Reilly, Chancellor and Chief Executive Officer, Nevada System of Higher Education

STAFF MEMBERS PRESENT
Paul Anderson, Executive Director, GOED, Secretary of Board
Derek Armstrong, Deputy Director, GOED
Matt Moore, Deputy Director, GOED
Bob Potts, Director of Research, GOED
Jessica Sanders, Program Specialist – CDBG, GOED
Melanie Sheldon, Program Manager, GOED
Mariah Heriman, Executive Assistant / Program Management Specialist, GOED

GUESTS PRESENT
Assemblywoman Irene Bustamante-Adams
Sonia Mendez, Office of Assemblywoman Irene Bustamante-Adams

AMERICAN OVERSIGHT

Nicole Linan, Lieutenant Governor's Office
Scott Anderson, Secretary of State's Office
Lori Chatwood, State Treasurer's Office
Henna Rasul, Attorney General's Office
Michelle Briggs, Attorney General's Office
Russell Guindon, Legislative Council Bureau
Pat Whitten, Storey County
Hugh Gallagher, Storey County
Bob Sader, TRIC General Improvement District Management
Brian Gordon, Applied Analysis
Paul Taggert, Taggert & Taggert, Ltd.
Alise Porto, Switch, Inc.
Patricia Mulroy, Switch, Inc.
Gary Milliken, Switch, Inc
Chris Reilly, Tesla, Inc.
Brian Scelfo, Tesla, Inc.
Martin Johnson, JNA Consulting Group, LLC
Randall W. Aleman, Emerald Lake T.C.
Kendra Follett, Sherman & Howard, LLC
Matthew Digesti, Blockchains
Leo Drozdoff, Drozdoff Group, LLC
Alex Samuelson, The Griffin Company, LLC

2. PUBLIC COMMENT

Governor Sandoval asked if anyone from the public sought to make public comment. No public comment was provided.

3. GOVERNOR SANDOVAL'S COMMENTS

Governor Sandoval noted he had recently led a trade mission to Ghana and South Africa. The trip had been focused on collaboration and trade in the areas of water technology, education and mining. More details would be provided at the next full Governor's Office of Economic Development (GOED) Board meeting.

4. REVIEW AND APPROVAL OF ECONOMIC DEVELOPMENT FINANCING PROPOSAL (EDFP) TAHOE RENO INDUSTRIAL CENTER (TRIC) EFFLUENT WATER PIPELINE

Director Paul Anderson, Executive Director, GOED provided an overview of the TRIC Effluent Pipeline Project and the request for bonding authority of $35 million to facilitate construction of the pipeline.

AMERICAN OVERSIGHT

The authority from GOED came out of SB 1, often referred to as the Faraday Special Session, that referenced a development at Apex Industrial Park, North Las Vegas. One of the qualifiers to access bonding authority was the presence of a qualified project making a capital investment of over $1 billion. TRIC's qualifying project was the Tesla Gigafactory. Given the strategic positioning of TRIC relative to the Truckee Meadows Water Reclamation Facility (TMWRF) and the needs of TRIC's tenants, the objective of this financing proposal was to develop an approximate 13-mile effluent water pipeline from TMWRF to TRIC, as well as several storage, advanced treatment and transmission components at TRIC. The entire project will be known as the "Effluent Project'; the pipeline from TMWRF to TRIC as the 'off-site Effluent Project' and the on-site improvements as the 'onsite Effluent Project'. Only the off-site Effluent Project will be considered for financing as part of an Economic Development Financing Proposal (EDFP). Increased availability of Process Water at TRIC from the Effluent Project is expected to resolve short and long-term load and capacity issues for TMWRF, improve water quality in the Truckee River and facilitate continued major future economic development benefitting all of northern Nevada.

Director Anderson introduced Mr. Pat Whitten, Storey County Manager. Mr. Whitten advised Storey County appeared before the Board a year prior, asking the Board to consider the EDFP as a means to further stimulate economic growth and build out in TRIC. Subsequently, selected project and financing elements had been modified and Storey County was back with a revised approach to finance the off-site Effluent Project.

Instead of one developer involved, there would now be six, including corporate giants such as Google, Tesla and Switch. The new developers brought a desire and a willingness to provide up-front funding through a Special Assessment District (SAD) process. Having low cost water available to these companies, coupled with the recent inclusion of TRIC in the Federal Government Opportunity Zone Program provided the catalyst these companies needed to fully develop their TRIC properties. On August 7, 2018, The Storey County Board of Commissioners voted unanimously to forward the proposal for consideration.

Mr. Whitten was joined by Mr. Martin Johnson, President, JNA Consulting Group, LLC. Mr. Johnson advised JNA Consulting Group, LLC were the financial advisors to Storey County and had been asked to assist the county with this project. Mr. Johnson noted, selected landowners would agree to self-assess the cost of the off-site Effluent Project by way of a special assessment district (SAD) to support approximately $35 million in bonds for the development of the off-site Effluent Project. The SAD bonds would be sourced to infrastructure bonding capacity allocated to GOED for economic development purposes. The $35 million off-site Effluent Project bond financing was also expected to comply with Storey County's SAD guidelines. In addition to the financing of the off-site Effluent Project, Storey County would create a tax increment area pursuant to Senate Bill 442 (SB442) of the 2017 Session of the Nevada Legislature that would allow for a cumulative reimbursement up to an amount equivalent to the debt service, including principal and interest, of the off-site Effluent Project SAD financing.

AMERICAN OVERSIGHT

Mr. Brian Gordon, Principal, Applied Analysis was introduced and advised, in addition to the off-site Effluent Project, the SAD participants intended to privately finance (either directly or through a third-party) the on-site Effluent Project. The on-site Effluent Project is expected to be segmented into two individual phases. The first phase focuses on common infrastructure shared among the SAD participants, and it will include water transmission and storage infrastructure, including wells and a reservoir. This first phase of the on-site Effluent Project is estimated to cost approximately $30 million. In addition to this phase of the project, selected water users require more advanced water treatment to generate water suitable for use in their operations. This second phase of the onsite Effluent Project is estimated to cost between $35 million and $85 million, depending on the number of participants, the technology employed and the costs associated with a potential third-party operator of these facilities. The combined cost of the total Effluent Project is expected to range from $100 million to $150 million.

As far as environmental benefits, the Truckee Meadows water shed had been fragile and one of the most litigated water sources in the western United States. This included the Truckee River. This project would divert 4,000 acre-feet, of high nitrate water, that would typically go into the Truckee River. This water would be diverted to TRIC where it would then be utilized by the landowners. If the project didn't move forward, TMWRF at some point, would be required to invest in water treatment infrastructure and this would entail an estimated capital cost of $30-40 million, in conjunction with annual recurring maintenance costs of approximately $1.5 million.

Ms. Patricia Mulroy, Consultant, Switch, Inc. was introduced and advised the pipeline would remove nitrates causing TMWRF to be out of compliance with EPA Clean Water Standards. Additionally, it would allow TMWFF to discharge without causing nitrate issues that are problematic for the endangered cui-ui fish species in river. The Pyramid Lake Paiute Tribe were also reliant on the river as a water source.

Two agreements were negotiated. The first was the effluent agreement, with the cities of Sparks and Reno, who control the TMWRF facility. In terms of ownership, the water will stay within the Reno Sparks area. TRIC will simply lease the water supply for the term of 50-60 years. TRIC would reimburse the City of Sparks and the TMWRF facilities for all extraneous expenses, and any capital improvements required in order to facilitate this endeavor and make the Reno Sparks area whole. The second agreement was recently approved by Truckee Meadows Water Authority (TMWA) which is the return flow management agreement. The agreement requires the TRIC landowners to turn over their Truckee River Rights of 1,500 acre-feet, to manage the river for instream flows for use by TMWA during the course of this agreement. The landowners will also pay for an adjudication process on ground water rights that are available through State right-of-ways with the Department of Transportation. The cost of that adjudication will be borne by the landowners and the water as well will be turned over to TMWA for management purposes to make the river whole.

AMERICAN OVERSIGHT

Governor Sandoval inquired if TMWA rate payers would incur savings as they would not be required to pay for the water treatment in years to come. Ms. Mulroy advised the rate payers would benefit. The mitigated cost of $40 million would prevent the wastewater rates from increasing. The larger benefit for TMWA and the Reno Sparks area, is the provision of maximum flexibility to TMWA in terms of managing the flows in the river regardless what the hydrology looked like in the system.

Governor Sandoval asked if the Pyramid Lake Paiute Tribe would receive a higher quality of water. Ms. Mulroy advised the tribe would receive a greatly improved quality of water and noted all parties were committed to making sure the Tribe would not be negatively affected by this agreement.

Governor Sandoval asked is there was any type of return discharge from TRIC back to the river. Ms. Mulroy advised the Nevada Department of Environmental Protection (NDEP) had been clear there could be no discharge back into the river. The intent was to have a second pass-thru for reuse. Water not put to full consumptive use would once again enter the recycle process and be utilized. The water would stay contained in the TRIC area, thus saving water.

Lieutenant Governor Mark Hutchinson asked for clarification on the term of the lease. Ms. Mulroy stated the original term was 40 years with the option to extend.

Lieutenant Governor Hutchinson asked how the lease terms coincided with the infrastructure life expectation. Ms. Mulroy stated the bonds should be paid off before the lease expired and it would be a 20-25-year window for the bonding. The life of the infrastructure extends past the anticipated date timeframes for the bonds to be paid off. This could potentially be 80-90 years.

Lieutenant Governor Hutchinson asked Ms. Mulroy if she foresaw any additional challenges or objections from third parties. Ms. Mulroy advised there had been several public forums held and, to date, no issues had been raised.

Mr. James Barrett asked about the project's permitting process. Ms. Mulroy noted the permit process was still to occur. However, there was full commitment to being compliant with all the conditions around those permits.

Governor Sandoval asked if there were any environmental concerns associated with the construction portion of the project. Mr. Bob Sader, TRIC Improvement District, was introduced and advised he had been very involved in the right-of-way process for the path of the pipeline. There had been three or four different alignments and the alignment with the least environmental impacts had been selected. Additionally, there were no wetlands, the pipeline would not cross the Truckee River, nor would it enter Federal Lands. There were two state parcels, owned by the State of Nevada and there had been discussions with the Public Lands around the application for that. There had also been a high-degree of engineering on the right-of-way.

AMERICAN OVERSIGHT

Mr. Dan Klaich asked if the agreements with Reno and Sparks had been finalized. Ms. Mulroy confirmed this was the case. The agreements were approved by both the Sparks City Council and the Reno City Council, in terms of the lease agreement and the return flow management agreement.

Mr. Paul Taggert, Senior Partner, Taggart & Taggart, Ltd., was introduced and advised the return flow management agreement had been approved by Reno, Sparks and TMWA.

Mr. Klaich asked Mr. Taggert if he believed the agreements provided substantial economic benefits to the cities of Reno and Sparks. Mr. Taggert confirmed this was the case. There would be a cost mitigation in upgrading the TMWRF facility for treating effluent as capacity would be created in the facilities by taking this water out of the river. This changed the timeline for required facility improvements.

Mr. Klaich inquired if the easement or right-of-way been acquired. Mr. Taggart advised the easement had not yet been acquired and the right-of-way would be deferred until all agreements were completed and approved.

Mr. Klaich inquired if the off-site Effluent Project' project could be completed within the $35 million range. Mr. Taggart advised the $35 million was the best estimate at this point. Costs would be refined as the engineering was completed. If there was a surplus, the assessment payors would incur this.

Mr. Gordon provided an overview of the benefits related to TRIC. There were 12,700 developable acres in TRIC itself. The proposed projects would free up future development activity, as well as the intensity of development activity. These types of developments generally led to higher yields and higher levels of investment. These landowners were also creators of higher than average wage employment. In terms of financing, the underlying real estate value would be required to have a 3.5 times value, relative to the amount being considered for bonding. It would be 3.5 times $35 million under the SAD. Currently, the current appraisal is suggesting a 7 times value, when the project is completed. This provides significant security as it relates to the financing side of the equation. Additionally, the group is also requesting a Tax Increment Area (TIA) be developed. A portion of the incremental tax dollars would inure back to the landowners, as reimbursement up to the amount of the offsite improvements, or the $35 million. This is the maximum amount to be reimbursed under a potential TIA. This aligns with NRS 278C.150-Developer Reimbursements for Construction of Wastewater Infrastructure Projects. If there was no future development activity and no additional investments made, there would be no additional tax dollars going back to the private sector development.

The existence of the pipeline itself would add additional value in Storey County and open-up properties for future development and higher intense. All of this would increase economic opportunity within Storey County. The TIA would be a reimbursement of a portion of the pipeline and overall infrastructure costs. It would exclude any taxes that were

AMERICAN OVERSIGHT

scheduled to go to special districts such as the school districts as these were excluded from any increment or reimbursement back as part of this project. Fifty percent of the sales and use taxes were eligible for reimbursement. Fifty percent would stay with the original taxing entities as they were currently scheduled and only half of the modified business tax or payroll tax would be eligible for reimbursement back towards the infrastructure costs.

Once the $35 million reimbursement was made, as it relates to the off-site Effluent Project, one hundred percent of all incremental taxes would go back to the original taxing entities and no more would go to the private sector for reimbursement under the project. The pipeline would also provide a stable source of water and provide increased stability in terms of the overall economic activity for Storey County as a whole.

Governor Sandoval asked if property owners and homeowners of Storey County had any risk associated with this project and the bonding. Mr. Gordon advised all property owners would continue to pay the normal taxes and operate as usual. The exposure related to the SAD which required one hundred percent consent of all property owners within that district. An assessment was a lien on the property and co-equal to property taxes. If an assessment is not paid, foreclosure can occur on the property. Assessment districts and bonds can incur foreclosures for delinquencies. The assessments would be billed and collected semi-annually. The assessments, under statute, could go for a term of up to 30 years. Under the current proposal, the county would issue assessment district bonds and those bonds would then be purchased by the State through the Bond Bank Program. This allowed the interest rate on the state bonds to be passed through to the County bonds, which provided the lowest possible cost to capital for a Nevada local government. The bonds would be paid first from the assessment payments. Every six months there would be a bill for those assessments. Approximately two months later the bond payments would be made. To the extent the assessment payments are insufficient, there were other resources within the SAD. In addition to the other resources and cash available, there would be a reserve fund that is funded out of bond proceeds, the day of closing of the bond transaction, equal to one year's debt service. Theoretically, if all the property owners were delinquent, there would be enough money in the bank to make the payment for at least one year. If those three resources were insufficient, the county would be responsible for the amount of its uncommitted General Fund balance or the amount of the annual payment.

Governor Sandoval noted Storey County's approval was a significant factor and asked Mr. Whitten if there had been any opposition from the residents of the county. Mr. Whitten advised the vast majority were in favor of the pipeline although it had also been labelled 'corporate welfare.'

Lieutenant Governor Hutchison inquired about the geographic area of the SAD. Mr. Gordon advised there were two parcels located in TRIC within the SAD, but not within the TIA. One was owned by Switch and the other by Tesla.

AMERICAN OVERSIGHT

Lieutenant Governor Hutchison inquired if the TIA would entail developers fronting the money and receiving reimbursement, through various taxes that are going to be used to pay the $35 million. Mr. Gordon confirmed this was the case.

The Lieutenant Governor noted if the vacant land was never developed, the developers would assume all the risk. Mr. Gordon confirmed this was the case.

Mr. Klaich asked if the approval of the project would limit the state's ability to fund other projects. Lori Chatwood, Deputy Treasurer of Debt Management, Nevada State Treasurer's Office advised the maximum annual debt service was slightly more than $2 million a year. Therefore, this should not limit funding other projects.

Mr. Klaich asked Ms. Chatwood if she anticipated anything limiting the bonding capacity reported to the Governor as being available for additional CIP Projects. Ms. Chatwood advised that to the extent all of the revenues were sufficient, there would be no impact. Being that the project comprised a natural resource, it did not fall under the 2% constitutional debt limit. Therefore, the amount of capacity of bonding under the constitution was not affected.

Governor Sandoval asked Ms. Chatwood if she had reached any conclusions or opinions regarding the transaction. Ms. Chatwood noted, at first blush, the proposal looked solid. Ms. Chatwood advised, for the record, if the proposal were to be approved, the bond would be issued through the authority of SB 1 which had a blanket limit of $200 million. Therefore, the $35 million would go under that capacity, reducing that $200 million authority in the future.

Mr. Barrett inquired about matching between the SAD and the TIA. Mr. Johnson advised the SAD would be created by the County Commission at the September 18th meeting and bonds could be issued once a bond ordinance was adopted. This would take two readings from the Storey County Commission. Subsequently, the State Board of Finance would need to approve the issuance of the State bonds, which would be in November 2018. the County could not start forming the TIA prior to receiving Interim Finance Committee (IFC) approval. Assuming this was to happen in time for the September 18th meeting, the process to form a TIA could commence.

Dr. Havins inquired about the anticipated impacts, should the project not be approved. Mr. Johnson advised there would not be any additional revenue raised as, without the water, there could not be further development at TRIC.

Mr. Specht inquired about the pipeline's capacity. Ms. Mulroy advised it would be 4,000 acre-feet annually. Mr. Specht asked if that meant this the pipeline is 100% maximized at that point. Ms. Mulroy stated there was an oversizing component on the pipeline. If Reno, Sparks or Washoe County wished to lease additional effluent TRIC in the future, the pipeline would afford that opportunity. Mr. Sader advised it was initially estimated the pipe would need to be 18-inches. It was increased to 24 inches when it was determined the flows

AMERICAN OVERSIGHT

from TMWRF and the Reno Sparks Sewer Plant would be variable during the year. Currently, the decision was to go up to 30-inches in diameter, in order to be able to accommodate additional flows in the future

Mr. Klaich asked how the $35 million construction budget was calculated Mr. Sader advised the district engineers were from Farr West Engineering (Farr West). The firm had substantial experience building infrastructure and providing similar services to water and sewer systems all over northern Nevada. Farr West had made the $35 million estimate.

Mr. Klaich asked about additional funding, should the project cost more than $35 million. Mr. Sader advised the private parties involved would cover any overrun costs. It would not be borne by the county or by the state.

Mr. Klaich inquired about the ownership of the pipeline. Mr. Sader advised ownership of the pipeline would transfer to TRIGID upon completion.

Governor Sandoval asked if the private entity participants, in attendance, wished to make any comments. Mr. Chris Reilly, Workforce Development and Education Lead, Tesla, Inc. and Mr. Brian Scelfo, Senior Director, Corporate Development, Tesla, Inc. advised they were in in full support of the project and saw this as exciting for long-term growth at the Tesla Gigafactory.

Lieutenant Governor Hutchison inquired about future plans for the Tesla, Inc. parcels that were part of the TIA. Mr. Scelfo advised the Gigafactory is separated into different parcels. Currently, only the largest parcel had been developed. However, the company planned to expand onto the other parcels swiftly.

Lieutenant Governor Hutchison inquired about the impacts of the pipeline project on the Gigafactory expansion plans. Mr. Scelfo advised future expansion would not be possible without approval of the project.

Dr. Bennett asked when water would start flowing through that pipeline. Mr. Sader advised the current schedule would commence construction of the pipeline, and other facilities necessary, in the first quarter of 2019 with a completion date of late 2020.

Governor Sandoval noted he was comfortable with the financing proposal and felt there was extraordinary protection for the citizens of both Storey County and the State of Nevada Ultimately, the responsibility would fall upon the entities within the SAD. Regarding environmental issues, Governor Sandoval noted the people of Washoe County would benefit from the avoided costs of facilities necessary to clean the water that would otherwise be redirected to TRIC. The water coming into the river would also be beneficial to the Pyramid Lake Paiute Tribe. It was of great importance the Tribe be protected in conjunction with receiving higher quality water.

AMERICAN OVERSIGHT

Governor Sandoval noted the water would be recycled at TRIC which would actually save water. This would be another benefit to the residents of Washoe County, Storey County and the region. Regarding economic development, the project continued the New Nevada story of bringing some of the best jobs in the country to Nevada. Tesla, Inc. had exceeded its initial commitments to the state. At a recent Cimarron Memorial High School press conference, Tesla, Inc. made a $1.5 million contribution to support the development of robotics teams and STEM education throughout Nevada. Switch, Inc. had built the world's largest data center and planned to build another facility in northern Nevada. Google had already been providing training, free of cost, to citizens of Washoe County.

Governor Sandoval noted significantly trusted and experienced individuals had testified on behalf of the project. Ms. Mulroy had impeccable knowledge regarding the water situation and water quality. Mr. Taggert was a prominent water lawyer in the state and had worked on the project in consultation with Washoe County, Storey County, the City of Sparks and City of Reno. Mr. Sader, was a well-respected member of Nevada's Legislature, a former Chairman of the Judiciary Committee and had an extensive public service career. Governor Sandoval also noted Applied Analysis was an entity he knew and trusted and had provided expertise and guidance on some of the most complex issues associated with economic development in the state.

The proposed Effluent Pipeline project was a transformational project and would allow the State of Nevada to lead. Nevada had generated tremendous economic results. It was the most improved state in the country in terms of employment. The state was at a record level of employers. Clark County was the fastest growing metropolitan area in the United States of America. Nevada's average wage was the highest it's ever been, and 175,000 jobs lost, in the Great Recession, had been replaced with 260,000 jobs. Governor Sandoval noted he had full faith in the companies participating in the project.

Governor Sandoval said the form of the motion for Agenda Item 4 would be:

- To approve the TRIC EDFP submitted by Storey County.
- To approve the submission of the proposal to the IFC of the Nevada Legislature.
- To approve to enter into one or more agreements with Storey County or another local government to administer any districts and carry out the projects identified in the proposal as deemed necessary by the Executive Director.
- To approve the provision of notice of the approval of the proposal to the Board of County Commissioners of Storey County and the State Board of Finance and that the motion include to take all action necessary or appropriate to effectuate the approval of the proposal and provisions of NRS 360.981 to 360.992.

A MOTION WAS MADE BY MR. KLAICH TO APPROVE THE FIVE-PART MOTION FORMULATED BY GOVERNOR SANDOVAL. THIS MOTION WAS SECONDED BY LIEUTENANT GOVERNOR HUTCHISON. THE MOTION PASSED UNANIMOUSLY.

AMERICAN OVERSIGHT

5. REVIEW AND APPROVAL OF STOREY COUNTY RESOLUTIONS 501 & 502

Ms. Kendra Follett, Bond Counsel to Storey County, provided the following information: Resolution 501 is a resolution approving the financing proposal. This is adopted by the Board of County Commissioners of Storey County and it directed notification to the Governor's Office of Economic Development and the IFC pursuant to the provisions of NRS 278C and NRS 360. Resolution 502, also concerns the same project and it directs notice to the IFC under a different provision of 278C which specifically relates to the tax increment area.

Mr. Whitten advised the Storey County Board of Commissioners unanimously approved both Resolutions 501 and 502 a week ago.

The Governor said he would accept a motion to approve Storey County Resolutions 501 and 502, as presented in Agenda Item Number 5.

A MOTION WAS MADE BY MR. SPECHT TO APPROVE STOREY COUNTY RESOLUTIONS 501 & 502 AS PRESENTED IN AGENDA ITEM NUMBER 5. THIS MOTION WAS SECONDED BY MR. KLAICH. THE MOTION PASSED UNANIMOUSLY.

6. PUBLIC COMMENT

Governor Sandoval asked if anyone from the public sought to make public comment. No public comment was provided.

7. ADJOURNMENT

A MOTION WAS MADE BY DR. HAVINS TO ADJOURN THE MEETING. THIS MOTION WAS SECONDED BY MR. BARRETT. THE MOTION PASSED UNANIMOUSLY

AMERICAN OVERSIGHT

STATE OF NEVADA
GOVERNOR'S OFFICE OF ECONOMIC DEVELOPMENT
BOARD MEETING
July 11, 2018

The meeting of the Board of Economic Development was called to order by Governor Brian Sandoval at the Legislative Counsel Bureau, 401 South Carson Street, Room 3137, Carson City, Nevada, 89701; and via video conference at the Grant Sawyer Building, Legislative Counsel Bureau, Room 4412, 555 E. Washington Avenue, Las Vegas, Nevada, 89101.

1. CALL TO ORDER, ROLL CALL AND ESTABLISH QUORUM

VOTING BOARD MEMBERS PRESENT
Governor Brian Sandoval, State of Nevada
Secretary of State Barbara Cegavske, State of Nevada
Dr. Weldon Havins, Director, Medical Jurisprudence and Ophthalmology, Touro University Nevada
Mr. Adam Kramer, Executive Vice President of Strategy, Switch, Inc.
Mr. James Barrett, Jr., President and Founder, The JABarrett Company
Dr. Dana Bennett, President, Nevada Mining Association
Mr. Dan Klaich, Voting Member at Large

BOARD MEMBERS ABSENT AND EXCUSED
Lieutenant Governor Mark Hutchison, State of Nevada
Mr. Raymond Specht, Founder and CEO, Specht Leadership Consulting

NON-VOTING BOARD MEMBERS PRESENT
Mr. Don Soderberg, Director, Department of Employment Rehabilitation and Training

NON-VOTING BOARD MEMBERS ABSENT AND EXCUSED
Dr. Thom Reilly, Chancellor and Chief Executive Officer, Nevada System of Higher Education

STAFF MEMBERS PRESENT
Paul Anderson, Executive Director, GOED, Secretary of Board
Derek Armstrong, Deputy Director, GOED
Matt Moore, Deputy Director, GOED
Karsten Heise, Director of Technology Commercialization, GOED
Bob Potts, Director of Research, GOED
Stacey Bostwick, Workforce Development Program Coordinator, GOED
Gillian Barclay, Healthcare Industry Specialist, GOED
Michelle Sibley, Executive Assistant / HR Coordinator, GOED
Melanie Sheldon, Program Manager, GOED
Mariah Heriman, Executive Assistant / Program Management Specialist, GOED

AMERICAN OVERSIGHT

GUESTS PRESENT
Assemblywoman Irene Bustamante-Adams
Sonia Mendez, Office of Assemblywoman Irene Bustamante-Adams
Scott Anderson, Secretary of State's Office
Henna Rasul, Attorney General's Office
Christine Guerci, Special Counsel to the Colorado River Commission and GOED
Shelli Long, Department of Taxation
Lezlie Helget, Department of Taxation
Phil Klevorick, Clark County Economic Development
Dave Mendiola, Humboldt County
Bill Arent, City of Las Vegas
Michelle Lindsey, NV Energy
Nate McKinnon, Nevada System of Higher Education
Michael Buis, Pacific States Communications
Bailey Schulz, Las Vegas Review Journal
Stan Thomas, EDAWN
Jared Smith, LVGEA
Michael Walsh, LVGEA
Kylie Rowe, LVGEA
Anthony Ruiz, LVGEA
Andrew Haskin, NNDA
Sheldon Mudd, NNRDA
Jan Morrison, NNRDA
Eric Fletcher, Allegiant Travel Company
Hilarie Grey, Allegiant Travel Company
Johnathan Jackson, Allegiant Travel Company
Scott Sheldon, Allegiant Travel Company
Paul Eickoff, Polaris Industries, Inc.
Carlo Luri, Bently Heritage, LLC
Bryan Davis, Bently Heritage, LLC
Blair Bigelow, Bigelow Aeorspace
Paul Rostek, Cyanco Company, LLC
Alana Ackerson, Figure Technologies, Inc.
June Ou, Figure Technologies, Inc.
Tony Hnat, Figure Technologies, Inc.

AMERICAN OVERSIGHT

2. PUBLIC COMMENT

Governor Brian Sandoval asked if anyone from the public sought to make public comment. No public comment was provided.

3. GOVERNOR SANDOVAL'S COMMENTS

Governor Sandoval advised he had led a State trade mission to the Basque region of Spain in June 2018 and had signed MOUs with the President of Bizkaia and the President of Navarra. The MOUs encourage closer ties, collaboration and trade in the areas of smart grid technology, renewable energy, blockchain technology, water technology, and agri-food industries.

In addition to many productive meetings, the trade delegation toured a facility where a key piece of the future of Southern Nevada's access to water is in the process of being built. Headquartered in the Basque Country of Spain, Indar, a world leader in rotating electrical machines, is manufacturing massive, cutting-edge submersible pumps to draw water from Lake Mead through the unprecedented infrastructure project known as the third straw.

The trade delegation also met with a manufacturer of cell phone-controlled door locks. The Governor noted a direct application to school safety and the ability for staff and teachers to have increased control in the event of an emergency. Governor Sandoval advised he had established a Statewide School Safety Task Force, charged with the safety of Nevada's schoolchildren and was excited about the potential application of this product.

The Governor's Office of Economic Development (GOED) International Trade division recently announced the creation of a new initiative aimed at attracting international, high-growth companies looking to establish U.S. footholds and expand. Nevada Global will partner with economic development agencies abroad to identify candidate businesses and connect them to Nevada's startup accelerator community.

4. APPROVAL OF THE MAY 17, 2018 BOARD MEETING MINUTES

A MOTION WAS MADE BY SECRETARY OF STATE BARBARA CEGAVSKE TO APPROVE THE MAY 17, 2018 MEETING MINUTES. THIS MOTION WAS SECONDED BY MR. JAMES BARRETT. THE MOTION PASSED UNANIMOUSLY.

AMERICAN OVERSIGHT

5. ABATEMENT APPLICATIONS FOR BOARD APPROVAL

A. BENTLY HERITAGE, LLC

- **SALES TAX ABATEMENT**
- **MODIFIED BUSINESS TAX ABATEMENT**
- **PERSONAL PROPERTY TAX ABATEMENT**

Mr. Andrew Haskin, Director of Business Development, Northern Nevada Development Authority (NNRDA), presented Bently Heritage and provided an overview of the company and abatements sought. Bently Heritage, LLC is a distilled spirits manufacturing business established in April 2016. The company had created a sustainable estate distillery in two historic properties located near downtown Minden. The company's products included premium spirits such as whiskey, gin, and vodka from local grains and botanicals. The company planned to hire an additional six employees at an average wage of $21.95 per hour and make a capital equipment investment of approximately $4.2 million. Mr. Haskin was joined by Mr. Carlos Luri, Director of Government Affairs and Mr. Bryan Davis, Marketing Director, Bentley Heritage, LLC.

Mr. Luri advised Bently Heritage, LLC would be expanding its current facility by building two new rickhouses, for whiskey storage and adding a bottling line. The distillery was also expected to open for public tours and tastings in the fall of 2018. Mr. Luri noted the recent public interest in craft distilling and historical tourism was anticipated to create a hub of activity in downtown Minden. This hub was expected to draw visitors from the Tahoe Basin and beyond which would bring additional revenues to local retailers, lodging and dining establishments.

Governor Sandoval asked if the botanicals and grains used in the company’s products were from Nevada. Mr. Davis confirmed and advised the company was constructing greenhouses on its ranch property to allow sustainable growth and harvesting of winter rye, wheat, and barley which would be malted in-house on the company’s own malting floor.

Governor Sandoval noted the company’s repurposing of two historic properties and asked the date these buildings were first constructed. Mr. Luri advised the Flour Mill had been built in 1906 and the Butter Factory was also over 100 years old.

Governor Sandoval commended the company for its commitment to Nevada’s history and noted that morning he’d had the privilege of being a part of a blessing ceremony at the Stewart Indian School, which was constructed in 1890 and was also undergoing a renovation and revitalization development.

A MOTION WAS MADE BY SECRETARY OF STATE CEGAVSKE TO APPROVE THE ABATEMENT APPLICATION OF BENTLY HERITAGE, LLC, FOR A SALES TAX ABATEMENT, MODIFIED BUSINESS TAX ABATEMENT, AND PERSONAL PROPERTY TAX ABATEMENT AS PRESENTED IN AGENDA ITEM 5A.

AMERICAN OVERSIGHT

THIS MOTION WAS SECONDED BY MR. DAN KLAICH. THE MOTION PASSED UNANIMOUSLY.

B. BIGELOW AEROSPACE

- **AVIATION SALES & USE TAX ABATEMENT**
- **AVIATION PERSONAL PROPERTY TAX ABATEMENT**

Ms. Kylie Rowe, Vice President of Economic Development, Las Vegas Global Economic Alliance (LVGEA) presented Bigelow Aerospace and provided an overview of the company and abatements sought. Bigelow Aerospace was founded in 1999, and their global headquarters is in North Las Vegas. The company is considering expanding its current operations. The expansion would accommodate the company's new project: the development and manufacture of Bigelow Aerospace's flagship spacecraft, the B330, an entirely autonomous platform outfitted with two dissimilar propulsion systems and entire suite of environmental life support systems. The B330 is the only spacecraft of its kind being developed in the world. Within the first year, the expansion would create five new jobs at an average hourly wage of $25 per hour and include capital investments of approximately $51 million in capital equipment and $6.5 billion investment in aviation parts over the forthcoming 20 years. Ms. Rowe was joined by Ms. Blair Bigelow, Vice President of Corporate Strategy, Bigelow Aerospace.

Ms. Bigelow advised Bigelow Aerospace was a relatively small outfit focused on accomplishing extraordinary things. The company hoped to be a symbol to Nevada for entrepreneurship, innovation, and technology advancement. To accommodate a new, groundbreaking project, the company was considering expanding its current North Las Vegas operations.

Governor Sandoval noted Bigelow Aerospace employed cutting edge aeronautical and mechanical engineers and asked if the company had a relationship with the University of Las Vegas (UNLV) and the University of Reno (UNR) engineering schools. Ms. Bigelow confirmed the company enjoyed a relationship with both schools and hoped to partner with them in the future.

Governor Sandoval inquired about the specific skill sets sought in employees. Ms. Bigelow advised the company sought skills in specialized avionics along with structural, electrical and mechanical engineering.

Governor Sandoval thanked the company for the innovation it bought to the state and noted Bigelow Aerospace was a Nevadan company set to play an important role in in the history of mankind.

A MOTION WAS MADE BY SECRETARY OF STATE CEGAVSKE TO APPROVE THE ABATEMENT APPLICATION OF BIGELOW AEROSPACE FOR AN AVIATION SALES AND USE TAX ABATEMENT AND AN AVIATION PERSONAL PROPERTY TAX ABATEMENT AS PRESENTED IN AGENDA ITEM

AMERICAN OVERSIGHT

5B. THIS MOTION WAS SECONDED BY MR. ADAM KRAMER. THE MOTION PASSED UNANIMOUSLY.

C. CYANCO COMPANY, LLC

- **SALES TAX ABATEMENT**
- **MODIFIED BUSINESS TAX ABATEMENT**
- **PERSONAL PROPERTY TAX ABATEMENT**

D. CYANCO COMPANY, LLC – CATALYST FUND

Mr. Sheldon Mudd, Executive Director, Northeastern Nevada Regional Development Authority (NNRDA), presented Cyanco Company, LLC and provided a brief overview of the company and abatements sought. Cyanco Company, LLC manufactures and markets chemicals products. The company produced solid to liquid systems, cyanide control systems, peroxide assisted leaches, analyzers and sodium cyanide for the gold mining industry. The company started producing liquid sodium cyanide in 1990 at a single plant in Winnemucca, Nevada. The original plant was designed to produce 28 million pounds of product annually. A second plant came online in 1997 and investments had been made in both plants over the years to debottleneck, implement improvements and enhancements and increase production. Today, the two plants had production capacity of over 240 million pounds annually. The company's expansion would generate 20 full-time jobs at an average of $44.53 per hour and an approximate capital equipment investment of $11 million. Mr. Mudd was joined by Paul Rostek, President and General Manager, Cyanco Company, LLC.

Mr. Paul Rostek advised Cyanco Company, LLC was considering expanding its Humboldt County facility. The project would involve the establishment of a new solid sodium cyanide manufacturing facility with an annual production capacity of 60 million pounds. The company would export 100% of product from its new solids facility to serve its customers in Canada, Mexico, Texas and other locations outside of Nevada. Over the company's history in Nevada, it has delivered more than two billion pounds of product safely without incident. Mr. Rostek advised the company also provided annual training exercises for employees, mines and first responders.

Governor Sandoval noted the company was considering both Texas and Nevada and asked about the company's next steps should it be awarded the abatements sought. Mr. Rostek advised the company anticipated making its decision very swiftly and advised the company was still in discussions regarding incentives at the local level.

Mr. Kramer asked what led the company to consider expanding in Winnemucca. Mr. Rostek advised Cyanco Company, LLC has been a proud member of the Winnemucca and Humboldt County communities for more than 25 years and enjoyed an excellent working relationship with the city and the county. Additionally, the company currently had two solution trains. If the Nevada mining requirements increased, the solids plant could accommodate a third train for converting excess into solids for global shipping. Therefore,

AMERICAN OVERSIGHT

the Winnemucca location represented a much broader strategic importance than just the initial solids plant. It could also be the launching pad for further expansions in Winnemucca.

Secretary of State Cegavske highlighted the company's letters of support for the application and noted the local communities were very supportive of the company's potential expansion.

Dr. Dana Bennett advised she would be abstaining from voting on Agenda items 5C and 5D as Cyanco Company, LLC was a member of Nevada Mining Association's governing board of directors.

A MOTION WAS MADE BY SECRETARY OF STATE CEGAVSKE TO APPROVE THE ABATEMENT APPLICATION OF CYANCO COMPANY, LLC FOR A SALES TAX ABATEMENT, MODIFIED BUSINESS TAX ABATEMENT AND PERSONAL PROPERTY TAX ABATEMENT AS PRESENTED IN AGENDA 5C AND CATALYST FUND GRANT IN AN AMOUNT NOT TO EXCEED $100,000, AS DESCRIBED IN AGENDA ITEM 5D. THIS MOTION WAS SECONDED BY MR. KLAICH. THE MOTION PASSED UNANIMOUSLY.

E. G4 WORKS, LLC

- **AVIATION SALES TAX ABATEMENT**
- **AVIATION PERSONAL PROPERTY TAX ABATEMENT**

Mr. Michael Walsh, Vice President of Economic Development, LVGEA, presented G4 Works, LLC and provided a brief overview of the company and abatements sought. G4 Works, LLC operated as a subsidiary of Allegiant Travel Company (Allegiant). Allegiant operated an airline founded in 1998 and was now as one of America's premier ultra-low-cost-carriers, offering non-stop air service to leisure travelers from under-served small and medium-sized communities to world-class destinations. Allegiant provides nonstop, scheduled service from 120 U.S. cities. In addition to its scheduled service, the airline also operated charter service throughout the U.S., Mexico and Canada Within the first year, the expansion would create seven new jobs at an average hourly wage of $20.52 per hour and include capital investments of approximately $6.2 million in capital equipment and $595,564 investment in aviation parts over the forthcoming 20 years. Mr. Walsh was joined by Mr. Scott Sheldon, Chief Financial Officer and Mr. Jonathan Jackson, Specialist, Government Affairs, Allegiant Travel Company.

Mr. Sheldon advised G4 Works, LLC was considering establishing an aircraft maintenance and distribution center in southern Nevada. The project would create a stock warehouse in Las Vegas. This warehouse would contain aircraft parts and tools capable of servicing Allegiant Travel Company's planes at the Las Vegas McCarran International Airport, as well as at other airports across the Allegiant network and strengthen the operational efficiency of Allegiant's aircraft maintenance in the region.

AMERICAN OVERSIGHT

Governor Sandoval inquired about the specific skill sets sought for the jobs in the company's application. Mr. Sheldon advised the company would be seeking to fill a variety of positions including parts clerks, technical purchasing skill sets and other technical expertise in the areas of parts procurement.

Governor Sandoval asked if the company planned to do the maintenance on its new western fleet in Las Vegas. Mr. Sheldon advised the parts and tooling support would be housed out of Las Vegas. Currently, Allegiant was at the tail end of a complete fleet transition from an MD-80 operator to an all airbus operator. This would involve significant network configuration changes. The company planned to use Las Vegas as a launching ground and support base for its western destinations. Historically, the company has used Arizona as a teardown facility for its MD-80 fleet in addition to its parts support. The fleet transition provided an opportunity and enhance its Southern Nevada activities and operations.

Mr. Kramer commended Governor Sandoval and Director Anderson, for their involvement in passing the aviation abatement legislation. G4 Works, LLC's application was in complete alignment with the intent of attracting, retaining, and growing aviation operations in Nevada.

Governor Sandoval concurred on the importance of the bill and noted it had greatly increased Nevada's competitiveness in this area.

A MOTION WAS MADE BY DR. BENNETT TO APPROVE THE ABATEMENT APPLICATION OF G4 WORKS, LLC, FOR AN AVIATION SALES TAX ABATEMENT AND AN AVIATION PERSONAL PROPERTY TAX ABATEMENT AS PRESENTED IN AGENDA ITEM 5E. THIS MOTION WAS SECONDED BY DR. WELDON HAVINS. THE MOTION PASSED UNANIMOUSLY.

6. ABATEMENT APPLICATIONS FOR DIRECTOR APPROVAL

A. FIGURE TECHNOLOGIES, INC.

- **SALES TAX ABATEMENT**
- **PERSONAL PROPERTY TAX ABATEMENT**

Mr. Stan Thomas, Executive Vice President, Economic Development Authority of Western Nevada (EDAWN) presented Figure Technologies, Inc. and provided an overview of the company and abatements sought. Figure Technologies, Inc. is a financial technology company with the mission of leveraging blockchain, AI, and advanced analytics to unlock new access points for consumer credit products that can transform the financial lives of its customers. The company provides home equity release solutions, including home equity lines of credit, home improvement loans and home buy-lease back offerings for retirement. Concurrently, Figure Technologies, Inc. is building a blockchain protocol for the origination, custody, trading and securitization of whole loans and other assets. The company had significantly de-risked capital for equity release takeout, with participation from multiple leading buy and sell side firms who will transact using the blockchain. The company also provided its members with financial literacy products via content and support

AMERICAN OVERSIGHT

on its site. The products were built on the three pillars of financial literacy, financial empowerment and action. Figure Technologies, Inc. currently had offices in San Francisco, CA and Bozeman, MT. The company planned to hire 65 employees at $30.01 per hour and make and approximate capital investment of $264,615. Mr. Thomas was joined by Ms. June Ou, Chief Operating Officer, Figure Technologies, Inc.

Ms. Ou advised Figure Technologies, Inc. was considering locating a facility in downtown Reno. The proposed facility would house the company's customer service, loan servicing, financial advisory and engineering operations. Ms. Ou noted the company had been pleased with Reno thus far and generally impressed with the local and state government in terms of their commitment to the residents of Nevada.

Governor Sandoval inquired about the company's workforce and recruitment requirements. Ms. Ou advised the company sought to fill a variety of positions. There would be customer service positions which may be of interest to graduates of UNR. These jobs could also provide pathways to certified financial planning certifications or registered investment advisors. The company would also be hiring positions in asset management, marketing and engineering.

Governor Sandoval noted the company has already made an initial connection with UNR and suggested the company also connect with UNLV. Ms. advised the company planned to be involved in the local community and engaged with the universities. Engineers at the company's Montana facility often volunteered to teach University classes.

Governor Sandoval asked about the company's next steps should it be awarded the abatements sought. Ms. Ou advised the company had already put recruitment plans in place for the Reno facility.

Mr. Kramer suggested the company might, at some point, be interested in connecting with an existing Reno based company called Filament, an innovative startup that develops blockchain solutions to leverage industrial internet of things data.

Director Anderson advised the company would be returning with a Catalyst Application for the September 20, 2018 Board Meeting. There would also be discussions around WINN funding to assist in building a pipeline of qualified employees.

Governor Sandoval noted it was tremendous to have a company of this caliber see Reno and Nevada as a place to locate, grow and thrive.

DIRECTOR ANDERSON APPROVED THE APPLICATION FOR A SALES TAX ABATEMENT AND A PERSONAL PROPERTY TAX ABATEMENT AS DESCRIBED IN AGENDA ITEM 6A.

AMERICAN OVERSIGHT

B. POLARIS INDUSTRIES, INC. – Catalyst Fund

Mr. Haskin, NNDA, presented Polaris Industries, Inc.'s Catalyst Fund application. Polaris Industries, Inc. designs, engineers, manufactures and markets power sports vehicles worldwide. The company offers ORVs, including all-terrain vehicles and side-by-side vehicles for recreational and utility use; snowmobiles; motorcycles; and low emission, light duty hauling, passenger, commercial and industrial vehicles, as well as snow bike conversion kit systems. Polaris Industries, Inc. also produces or supplies various replacement parts and accessories and manufactures, distributes, retails, and installs aftermarket parts and accessories for light trucks, jeeps, sport-utility vehicles, and other four-wheel drive vehicles. The project would create 64 new jobs at an average hourly wage of $21.95 an hour with an approximate investment of $13.6m in capital equipment. The company's catalyst application was in addition to its application for standard abatements at the March 15, 2018 GOED Board Meeting where the company was approved for a Modified Business Tax abatement, Sales and Use Tax abatement, and a Personal Property tax abatement. Mr. Haskin was joined by Mr. Paul Eickhoff, Senior Director of Distribution, Polaris Industries, Inc.

Mr. Eickhoff advised Polaris Industries, Inc. would be establishing a new western United States distribution center in Fernley, Nevada. The company currently had existing distribution centers in Ohio and South Dakota and was looking for western United States presence to maximize efficiency and delivery speed to the company's customers. Mr. Eickhoff noted the company appreciated being considered for the Catalyst Fund grant and looked forward to a continued partnership with the state of Nevada, Lyon County, and city of Fernley.

Director Anderson noted Polaris Industries, Inc. was creating quality jobs with good wages and he looked forward to seeing the continued growth of the company in Nevada. Director Anderson also thanked Lyon County for its assistance in the Catalyst Fund grant process.

DIRECTOR ANDERSON APPROVED THE CATALYST FUND GRANT IN AN AMOUNT NOT TO EXCEED $100,000, AS DESCRIBED IN AGENDA ITEM 6B.

7. WORKFORCE INNOVATION FOR THE NEW NEVADA (WINN) FUND PROGRAM FOR BOARD APPROVAL

A. RATIFICATION OF SUPPLEMENTAL NUTRITION ASSISTANCE PROGRAM (SNAP) RECIPIENT PILOT PROGRAM – Requesting funding for pilot program, not to exceed $210,000 – approved by Director at March 15 Board meeting, now to be approved by Board.

Director Anderson advised this item had initially been approved at the March 15, 2018 Board Meeting. However, the dollar amount exceeded Director approval. Therefore, today's agenda item would comprise an update and a ratification of the item. Director Anderson introduced Ms. Stacey Bostwick, Workforce Development Program Coordinator, GOED

AMERICAN OVERSIGHT

Ms. Bostwick advised this application pertained to phase two of the project. The GOED Board had also approved an appropriation for phase one which was launched in January 2018. Western Nevada College was the primary education provider in phase one with an initial plan to serve 20 individuals on SNAP. Phase two is a program expansion to offer an additional 100 placements. Both Truckee Meadows Community College and Western Nevada College were gaining impetus with these programs. Therefore, there would be robust program data available next quarter. Ms. Bostwick advised that utilizing state funding, such as WINN, or local funding for investments in workforce training, produced potential to unlock federal funding for educational institutions and generate opportunities for program development and expansion to meet the demands of local employers.

Governor Sandoval asked if the program would also be made available in Southern Nevada. Ms. Bostwick advised all existing WINN funded projects in manufacturing, technology and health would be used as a platform to expand on a wider level.

Governor Sandoval commended the program and noted it provided individuals an opportunity to enter or re-enter the workforce and access quality employment, wages and benefits.

A MOTION WAS MADE BY MR. BARRETT TO APPROVE THE RATIFICATION OF THE SNAP PILOT PROGRAM AS PRESENTED IN AGENDA ITEM NUMBER 7. THIS MOTION WAS SECONDED BY DR. HAVINS. THE MOTION PASSED UNANIMOUSLY.

8. WORKFORCE INNOVATION FOR NEW NEVADA (WINN) FUND PROGRAM FOR DIRECTOR APPROVAL.

A. GROWING THE NURSING WORKFORCE TO IMPROVE POPULATION HEALTH OUTCOMES AND CREATE JOBS IN THE STATE OF NEVADA
Request for approval to enter into a WINN Grant agreement not to exceed $90,000.

Ms. Bostwick advised Agenda item 8. would be moved to the September 20, 2018 GOED Board Meeting. The project scope had recently changed due to additional employer partners wishing to participate.

9. PERFORMANCE MEASURES REPORT

Bob Potts, Research Director, GOED presented the GOED Performance Measures report covering economic development activity in Q2 of 2018.

There were 35 assisted companies reported in the first half of 2018. Of these, 21 are new to Nevada and 14 are existing companies expanding operations. These companies are expected to add 2,294 jobs to Nevada's economy in the next two years and to more than double that count once they are fully staffed.

AMERICAN OVERSIGHT

Of the 35 companies, 34 percent were manufacturers followed by logistics and operations (33 percent), and information technology (11 percent). The remaining 20 percent were essentially evenly split between the aerospace, tourism, healthcare and finance sectors.

The average hourly wage paid by companies assisted this year stands at $28.59. This reflects a $7.71 improvement over what it was for the same period last year when they stood at $20.88.

Capital investment by the 35 companies assisted this year currently stands at $329.8 million. This reflects a $153.2 million, or 86.7 percent improvement over what it was the same period last year.

Regarding recruitment activity, there were 23 wins in the first quarter of 2018. This represents a 53.3 percent increase from both the previous quarter and the first quarter of 2017. Activity in the earlier stages of the recruitment pipeline also showed marked improvement. When compared to last quarter, New Leads and Prospects were up by 52.8 and 8.4 percent, respectively; when compared to last year, they were up by 91.9 and 38.5 percent, respectively.

In the first quarter, there were an additional 10 leads and two prospects added to the Global Recruiting Pipeline. After removing those which have become inactive, the current inventory of all active global leads and prospects now stands at 46 and 12, respectively.

Performance activity for the Nevada Procurement Technical Assistance Center (PTAC) through the first nine months of this fiscal year had been exceptionally strong. Year to-date, the number of contracts was already 43.5 percent above last year's total and the contract amount even greater at 125.6 percent. The number of clients had slipped slightly in the most recent quarter, but the year-to-date average was still well above historic annual counts. The Nevada PTAC credits much of its recent success to resource partners like the U.S. Small Business Administration, the Nevada Department of Business and Industry, the Nevada Small Business Development Center and local chambers of commerce in promoting their free counseling services, training seminars and networking events.

In 2017, the number of Certified Emerging Small Businesses (ESB's) expanded by 34.2 percent and now stands at 1,139. For the year, the number of ESB's solicited to submit a quote, bid, or proposal on a contract improved by 335.0 percent when compared to 2016. This significant growth was largely the result of a broad outreach campaign by the Clark County School District. From 2016 to 2017, the number, amount, and average contract amount grew by 4.3, 7.9, and 3.4 percent, respectively.

Over the past two quarters, customers responded with perfect scores to the Nevada Film Office (NFO) Client Satisfaction Survey. Only once before in 2014 was customer satisfaction with the NFO this high. The Index is an aggregate measure on how customers

AMERICAN OVERSIGHT

rated their experience on availability, responsiveness, knowledge, willingness to help, and overall level of service. Since inception in 2014, client responses to the Nevada Film Office's Satisfaction Survey have consistently been very good.

The Community Development Block Grant Program (CDGB) underwent some big changes in 2017 when Carson City reverted to the state's CDBG program. As an Entitlement program, Carson City's focus is urban with different priorities than that of the GOED-CDBG rural programs. In 2018, there were 14 grants totaling $3,524,603. Rural Nevada received 9 grants with a total allocation of $3,061,919 and Urban Nevada received five grants with a total allocation of $462,684.

The number of workers in Nevada's economy continues to set record levels and currently stands at 1,374,200. This reflects a gain of 261,600 jobs since the recessionary low and 76,900 above the pre-recession high. Nevada currently has the fastest private sector job growth in the country. The unemployment rate currently stands at 4.8 percent; a 0.3 percentage point improvement from this time last year and 8.9 points below the recessionary high of 13.7 percent. The prerecession unemployment low was 3.9 percent.

With the addition of 210 jobs, there are currently 14,300 workers employed in Nevada's Aerospace and Defense sector. Average annual earnings also improved by $380 and now stand at $85,500. When compared to last year, there had been a 5.9 percent increase in jobs and a 1.8 percent increase in earnings.

The number of jobs in Nevada's Business Information Technology sector expanded in the second quarter with the addition of 220 positions. Average earnings were essentially unchanged with only a slight improvement of $80 per year. For the year, job counts had improved by 3.8 percent and earnings by 1.7 percent.

When compared to last quarter, an additional 1,200 jobs were added to Nevada's Health and Medical sector for a total of 111,800 workers employed. Growth in earnings, however, was flat and currently stands at $56,400. When compared to last year, job counts in Nevada's healthcare sector had expanded by 5.0 percent and earnings by 0.6 percent.

There are currently 54,200 workers in Nevada's Natural Resource Technologies sector with the addition of 1,760 jobs in the second quarter. Average annual earnings had been unchanged and currently stand at $66,400. When compared to last year, job counts had improved by 8.7 percent and earnings by 1.2 percent.

Although there was a slight annual earnings improvement of $110 in Nevada's Manufacturing and Logistics sector, job counts improved by more than 2,700 workers in the second quarter. Overall, the sector now employs 125,100 workers with average annual earnings of $59,400. For the year, jobs had grown by 6.29 percent and earnings by 3.2 percent.

Growth has been strong in Nevada's Manufacturing sector with the addition of 1,340 workers in the second quarter. Currently there are 46,200 workers employed in the sector

AMERICAN OVERSIGHT

making, on average, $55,900 per year. Since last year, job counts had grown by 7.2 percent and average annual earnings by 1.8 percent.

10. DIRECTOR'S REPORT – REVIEW AND DISCUSSION

Director Anderson advised the Governor led Basque Region Trade Mission had proved very productive. The delegation had the opportunity to meet with a large group of commercial entities in conjunction with higher education institutions.

A month prior to the launch of Nevada Global, GOED implemented a soft launch/pilot which generated a significant amount of interest. As part of the soft launch Nevada Global conducted its first recruiting trip to Poland led by GOED's Director of Special Projects, Pawel Pietrasienski. Mr. Pietrasienski conducted a one-week boot camp for thirty companies in Lublin, Poland in partnership with the Lubelskie Government and the Polish American Chamber of Commerce of Nevada. Five of the companies that participated in the boot camp would visit Nevada for one week in July for an orientation of Nevada Global.

In the forthcoming months, an inbound delegation will be visiting from Spain. This delegation would also participate in a Nevada Global boot camp as preparation to enter the U.S. market

In June 2018, GOED signed an MOU with the World Trade Center (WTC), which was owned and operated by the Las Vegas Convention and Visitors Authority. This would further enhance collaboration to build the Las Vegas brand as a global business destination and grow international visitation to both the destination and to tradeshows like CES. Additionally, the MOUs provided the opportunity to expand business opportunities across several industry sectors.

During the months of May and June 2018, GOED International Trade Division provided financial assistance awards through the State Trade Expansion Program Grant to 9 companies for a total amount of $43,000. The financial assistance awards are used to assist companies by offsetting the cost of engaging in export sales activities. GOED had applied for additional funding in order to expand the program in the next biennium.

Nevada Institute for Autonomous Systems (NIAS) has intensified human resource efforts to stand up the Nevada Drone Center of Excellence (NDCOE) for Public Safety and recently completed a Nevada Drone Industry State-wide survey that reflected strong support toward the State of Nevada and NIAS to open the NDCOE. NIAS is in the process of conducting sponsorship reach outs and standing up a fund-raising capability from ground zero. Safe and successful UAS operations rely on quality training, end user education and maximizing public safety processes.

GOED and Bank of Nevada approved two more Nevada Opportunity Fund Loans totaling $150,000. Senate Bill 126 created the Nevada Opportunity Fund. The Nevada Opportunity

AMERICAN OVERSIGHT

Fund was created during the last legislative session to help provide small business owners access to funding. One million dollars of state funds were set aside and available through the Governor's Office of Economic Development to assist businesses unable to meet conventional small business loan qualifications. The Opportunity Loan program had now approved 4 of 5 applicants for a total of $225K. GOED and Bank of Nevada were developing the program and marketing to expand into rural areas.

The Community Development Block Grant (CDBG) approved eight projects for full funding, one project approved for partial funding with conditions. An additional six entitlement projects for ~$500K for Carson City were also approved. This was a great investment in the rural communities, and certainly more community development focused versus pure economic development. This was an important piece of the puzzle when looking at rural communities and the opportunities for CDBG grants and the Main Street Program.

The IRS certified Nevada's 61 Opportunity Zone census tracts. GOED was currently looking to build a task force to ensure investment opportunities are highlighted to as many people as possible and to encourage local investment.

The Nevada Film Office's new online locations directory was completed and online. The Directory was designed to better connect potential film locations around Nevada with production companies, giving local businesses more control and more opportunity.

Together with the Nevada Department of Transportation (NDOT), Nevada Procurement Technical Assistance Center (PTAC) went on an outreach trip at the beginning of May to Winnemucca, Lovelock, Elko, Battle Mountain, Ely and Eureka. The purpose was to promote PTAC's free procurement technical assistance regarding public sector contracting and subcontracting, provide training on how to do business with the government, and deliver training on how to do business with NDOT. A total of 11 business representatives attended the workshops.

The Workforce Innovations for New Nevada (WINN) program is expanding and growing. A focus issue was establishing a pipeline of nursing and health professionals. The first stage of the solution strategy would be rolled out from July to December 2018 and would target faculty development for the Certified Nursing Assistant (CAN) programs offered at the high school level. Director Anderson highlighted Ms. Bostwick as a tremendous resource for the WINN program.

Director Anderson commended Mr. Potts, GOED's Research Director, for his contribution to the state and the nation regarding workforce development. Director Anderson noted Mr. Potts' comprehensive understanding of workforce development, how it affects the ability to grow in a sustainable way, and how to build the infrastructure and pipelines for employers immediate and future needs.

AMERICAN OVERSIGHT

In June 2018 GOED welcomed Mr. Joel Lenz as its new Mining Industry Specialist. Mr. Lenz had over 35 years of Nevada mining and leadership experience culminating as the General Manager of the Newmont Phoenix mine. Mr. Lenz was based in GOED's Elko office.

11. STATE OF NEVADA UNEMPLOYMENT RATE UPDATE ABATEMENT APPLICATIONS FOR BOARD APPROVAL as established by the Research and Analysis Division of the Nevada Department of Employment, Training and Rehabilitation.

Agenda item 11. was for information only. GOED is committed to providing this information for each Board meeting. There were no questions or comments regarding this item.

12. PUBLIC COMMENT

Governor Sandoval asked if anyone from the public sought to make public comment. No public comment was provided.

13. ADJOURNMENT

A MOTION WAS MADE BY SECRETARY CEGAVSKE TO ADJOURN THE MEETING. THIS MOTION WAS SECONDED BY DR. BENNETT. THE MOTION PASSED UNANIMOUSLY.

AMERICAN OVERSIGHT

Stephanie M. Klapstein

From: Pottebaum, Nic D. EOP/WHO <Nicholas.D.Pottebaum@who.eop.gov>
Sent: Monday, July 02, 2018 5:01 AM
Cc: Hoelscher, Douglas L. EOP/WHO
Subject: Six Months Later: Tax Reform Delivers An Economic Resurgence
Attachments: Remarks by President TrumpCelebrating the Six-Month Anniversary of the Tax Cuts and Jobs Act.pdf

State Leaders,

On Friday, President Donald J. Trump celebrated the six month anniversary of the *Tax Cuts and Jobs Act.* Just six months after President Donald J. Trump signed the Tax Cuts and Jobs Act into law, the American economy is booming and confidence is soaring. Below and attached you will find a factsheet, the President's remarks, and additional information.

- Factsheet | Six Months Later: Tax Reform Delivers An Economic Resurgence (see below)
- Remarks | President Trump Celebrating the Six-Month Anniversary of the Tax Cuts and Jobs Act (attached)
- Treasury, IRS Announce Development of Postcard-Size Form 1040 for 2019 (see below)
- SBA Administrator Linda McMahon | Nurturing a Small Business Boon (see below)
- Six Months In, Tax Reform Is Paying Off (see below)

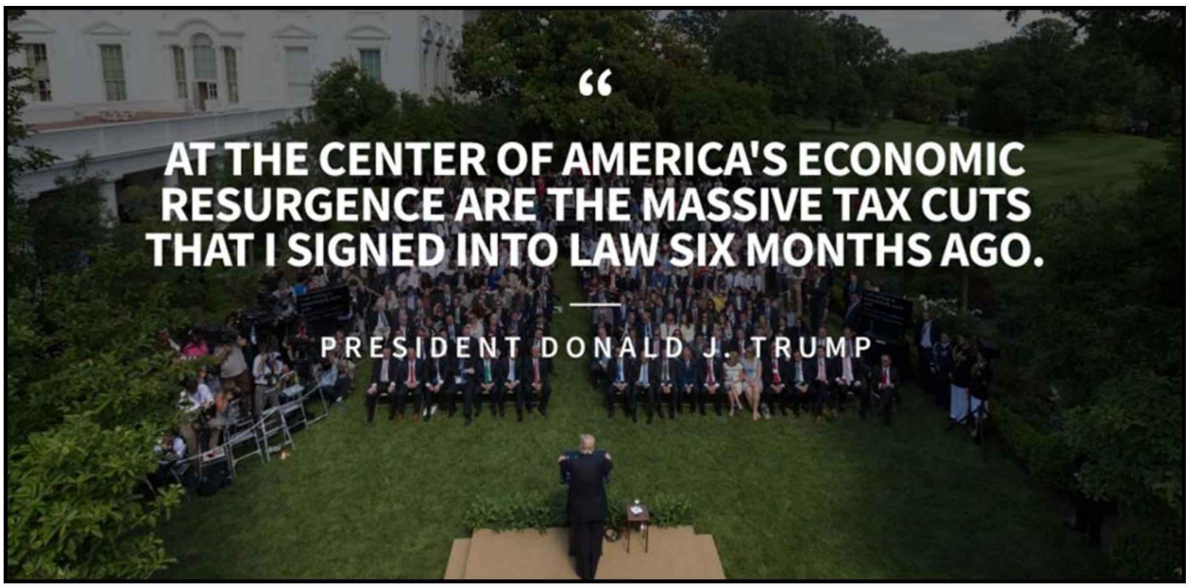

"There's never been a better time to hire in America, to invest in America, and to start living the American Dream."
– President Donald J. Trump

AMERICAN OVERSIGHT



Factsheet | Six Months Later: Tax Reform Delivers An Economic Resurgence

A BOOMING ECONOMY: Just 6 months after President Donald J. Trump signed the Tax Cuts and Jobs Act into law, the American economy is booming and confidence is soaring.

- President Trump's tax cuts have revitalized the American economy, with 54 percent of Americans now rating the economy as good or excellent, the highest ever recorded by CNBC.
- Businesses are bringing money held overseas back to the United States.
    - In the first quarter of 2018, more than $300 billion was repatriated back to the United States, setting a new record high, according to the Bureau of Economic Analysis (BEA).
- Optimism among employers has reached historic highs in the 6 months since the tax cuts.
    - Manufacturer optimism has reached its highest level in the 20-year history of the National Association of Manufacturers survey.
    - Small business optimism stands at its second-highest level on record since the National Federation of Independent Business began its survey 45 years ago.
- The economy looks poised to continue its winning streak, with many economists expecting second quarter GDP growth to exceed 4 percent.

A WIN FOR AMERICAN WORKERS AND FAMILIES: American workers and families have seen some of the biggest benefits from President Trump's tax cuts.

- Americans are seeing more money in their paychecks following President Trump's cuts.
    - More than 6 million American workers have received a bonus as a result of the tax cuts.
    - In the first 3 months of 2018, nominal hourly compensation for workers grew at its fastest rate in at least a decade.
- Nearly two-thirds of Americans believe now is a good time to find a quality job, according to Gallup.
- The unemployment rate has fallen to 3.8 percent, matching the lowest level in nearly 50 years.
- Job openings reached a record high of 6.7 million in April 2018, topping the number of job seekers for the first time on record.
- Families are benefiting from lower utility bills, as 30 million Americans in at least 30 states have had their utility bills cut as a result of the tax cuts.
- American workers can expect to see even more gains moving forward, as employers plan to hire more workers and boost compensation according to recent surveys.

CRITICS' PREDICTIONS FALL FLAT: The positive results of President Trump's tax cuts are proving the alarmist opponents flat-out wrong.

AMERICAN OVERSIGHT

NV-DA-20-0615-A-006407

- The dire predictions by critics of the Tax Cuts and Jobs Act simply do not match up with the incredible results seen over the last 6 months.
- House Minority Leader Nancy Pelosi (D-CA) referred to the bill to "Armageddon."
- Senate Minority Leader Chuck Schumer (D-NY) claimed, "what has been sold as a job creator and wage booster will, of course, do little of either."
- The day after President Trump's election, the liberal columnist and economist Paul Krugman said, "we are very probably looking at a global recession, with no end in sight."

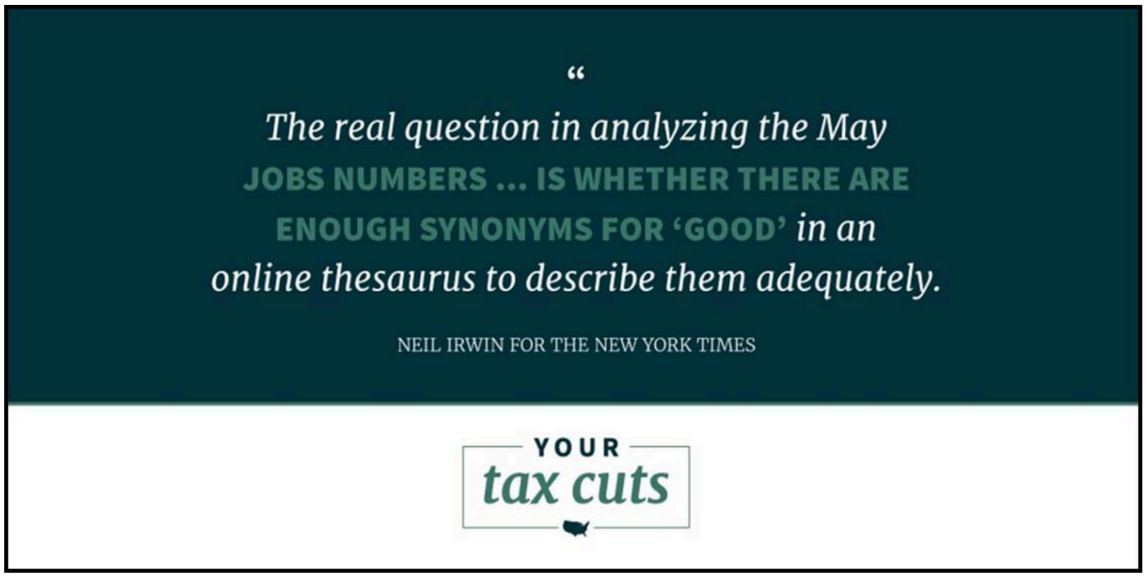



[Treasury, IRS Announce Development of Postcard-Size Form 1040 for 2019]

Washington— Delivering on the promise to simplify taxes for the American people, the U.S. Department of the Treasury and the Internal Revenue Service (IRS) today announced that Americans will be able to fill out their individual income tax returns on a single postcard-size form for the 2019 tax season.
The 2019 IRS Form 1040 will replace the current Form 1040, as well as the Form 1040A and the Form 1040EZ. The IRS circulated a copy of the new form and will work with the tax community to finalize the streamlined Form 1040 over the summer.

"As part of the historic Tax Cuts and Jobs Act, this Administration committed to making taxes simple and fair for American families. We are delivering on this promise," said Secretary Steven T. Mnuchin. "The new, postcard-size Form1040 is designed to simplify and expedite filing tax returns, providing much-needed relief to hardworking taxpayers."
This simplified Form 1040 will streamline tax returns so that all 150 million taxpayers can use the same form. The new form consolidates the three versions of the 1040 into one simple form. The IRS will still obtain the information from each taxpayer needed to determine their tax liability or refund.



SBA Administrator Linda McMahon | Nurturing a Small Business Boon

Mike Zaffaroni calls the newest piece of equipment at his landscaping company in Jacksonville, Florida, his "Tax Cut Truck."

He had long wanted to expand the services he offers to his customers and says the tax cuts President Donald J. Trump signed into law six months ago were the motivation he needed to buy the $80,000 truck and forklift.

"Without the tax cuts, we're not so sure it would have been the right move for us financially," he said.

Under the new tax law, Mr. Zaffaroni will be able to write off the entire cost of the purchase this year. Along with the lower tax rates and other benefits of the law, he says his accountant estimates he'll save 7 percent to 10 percent on his taxes this year. That's a big saving for a small company like his, and it's money he'll reinvest in his business.

AMERICAN OVERSIGHT

“We’re going to be able to expand, we’re going to add a product line, we’ll be able to deliver more materials than we were able to before,” Mr. Zaffaroni said. “We’ve actually already hired another driver, so that also adds another job.”

I toured Mr. Zaffaroni’s company, Liberty Landscape Supply, soon after he was named Florida’s National Small Business Person of the Year, and just days after the truck was delivered.

“It makes it very real,” he told me. “A lot of America doesn’t really understand the implication these tax cuts have on each individual small business.”

Under the Tax Cuts and Jobs Act President Trump signed into law, most small businesses will now be able to deduct 20 percent off their business income in addition to having their taxable income taxed at lower rates. And for the first five years, they’ll be able to write off investments in new equipment the year the investment is made.

As head of the United States Small Business Administration, I constantly hear from small business owners like Mr. Zaffaroni who are investing their tax savings in their companies and their employees — raising wages, providing bonuses and benefits, and creating more jobs.

As we mark six months since Mr. Trump signed the Tax Cuts and Jobs Act into law, we continue to see more Americans working. The unemployment rate of 3.8 percent matches the lowest level it’s been in nearly 50 years. The unemployment rate for women is at the lowest level since 1953. African-American and Hispanic unemployment rates have hit record lows. A Gallup poll found two-thirds of Americans believe now is a good time to find a quality job. The number of job openings is at a record high and, for the first time on record, there are more job openings than unemployed people looking for work.

Families all across the country are not only seeing more take-home pay because their taxes are lower. The paychecks for workers are getting bigger, too. In the first quarter of 2018, private sector workers saw their hourly compensation increase at a 4 percent annual rate — the fastest pace in at least 12 years. As a result of the tax cuts, at least 6 million workers have already seen bigger paychecks, bonuses and increased benefits.

With more money in their pockets, Americans are spending again — and that’s good news for small businesses. After years of stagnation, small businesses now have the confidence they need to hire more workers or purchase new equipment, like the truck at Liberty Landscape Supply. In surveys done by the U.S. Chamber of Commerce, CNBC, the National Federation of Independent Businesses and the National Association of Manufacturers, members report their highest-ever levels of optimism. A survey done by Bank of America found that 37 percent of small business owners are planning to invest in their businesses this year as a result of the tax cuts.

Surrounded by germinating flowers and tree saplings, Mr. Zaffaroni means it when he says his business is growing. Since buying a small landscaping company with just one employee in 2007, business has blossomed. Liberty Landscape Supply now has six full-time employees, a farm and two locations, and he’s making plans to open more. He needs cash to make that happen, and the Tax Cuts and Jobs Act is providing the seed money he needs.

“It sounds like it was designed specifically for businesses like mine and we want to take advantage of it,” he said.

AMERICAN OVERSIGHT

NV-DA-20-0615-A-006410



Six Months In, Tax Reform Is Paying Off

Today on Fox Business "Mornings With Maria," Administration officials outlined the many benefits Americans are experiencing as a result of President Trump's tax cuts and reforms after just six months.

STEVEN MNUCHIN, SECRETARY OF THE TREASURY: "We're beginning to see the impact of the tax cuts on bigger growth, a healthy economy, and hardworking taxpayers getting money back."

> MNUCHIN: "As we said all along, the President's economic agenda was focused on tax cuts, regulatory relief, and trade, and we're really seeing now the impacts of tax cuts and regulatory relief kick in. As you commented, we're expecting a very big quarter, and let me give the disclaimer, I have no advanced notice as to what it is. The Atlanta Fed is projecting 4.7. Whether we hit that or not, this is an enormous quarter, and we're beginning to see the impact of the tax cuts on bigger growth, a healthy economy, and hardworking taxpayers getting money back."

ALEX ACOSTA, SECRETARY OF LABOR: "Everyone is winning with these tax cuts."

> ACOSTA: "We've had 1 million new jobs alone since the tax cut, 3.4 million since President Trump was elected. And it's not just the new jobs. It's wages are going up. Everyone is winning with these tax cuts."

MICK MULVANEY, DIRECTOR OF THE OFFICE OF MANAGEMENT AND BUDGET: "It's exactly what we hoped it would be."

> MULVANEY: "Add to that the confidence levels, business, individuals, everybody looks at the government now and says you know what, they're not out to get us, they're not going to stick it to us. They're actually going to let us succeed and let us prosper without getting in our way. And that's why you see consumer confidence up, business confidence up, foreign investors now have more confidence in the United States, so it's exactly what we hoped it would be."

LINDA MCMAHON, ADMINISTRATOR OF THE SMALL BUSINESS ADMINISTRATION: "It's amazing what tax cuts have done, and how it has stimulated the economy."

> MCMAHON: "For the first time, we have more jobs than we have people looking for them … It's amazing what tax cuts have done, and how it has stimulated the economy."

IVANKA TRUMP, SENIOR ADVISOR TO THE PRESIDENT: "Families are going to experience the relief, the doubling of the child tax credit, which is enormously important to American families and working families."

AMERICAN OVERSIGHT

TRUMP: "We see it every single day in terms of the amount people are investing in their businesses, they're becoming more competitive, they're more able to compete in the global landscape. Families are going to experience the relief, the doubling of the child tax credit, which is enormously important to American families and working families, as the cost of raising children has gone up so dramatically, yet for so long until recently wages have all been stagnant. So it's a very exciting time, and I think we see it manifested in the optimism of the American worker and of American small business and large business."

KELLYANNE CONWAY, COUNSELOR TO THE PRESIDENT: "If there are more jobs available than job seekers, it gives you freedom."

CONWAY: "You talk about the metrics surrounding the tax cut, but it's the buoyancy, it's the confidence that people are spending their money, they can make plans. If there are more jobs available than job seekers, it gives you freedom. You're not stuck in your job."

LARRY KUDLOW, NATIONAL ECONOMIC COUNCIL DIRECTOR: "A lot of our critics said you could never beat two percent [economic growth]. We're now beating three percent, and we're on an upswing."

KUDLOW: "If anything it's come on faster and stronger. It's a very healthy economy right now. Folks said it couldn't be done. You know, GDP may be an abstract number, but it's a good measure of the overall economy. A lot of our critics said you could never beat two percent. We're now beating three percent, and we're on an upswing coming up when the numbers come out for the second quarter, and I think it's going to hold up."

KEVIN HASSETT, CHAIR OF THE COUNCIL OF ECONOMIC ADVISERS: "Not only are American firms putting money back to work in the U.S., but foreign firms are as well."

HASSETT: "If we look at the economic data, the big thing that we see is that the capital spending explosion that we predicted would happen – which is ultimately going to benefit workers because the jobs are coming home and the wages go up when there is more capital – it's happening already. In fact, if you look even at foreign direct investment, it skyrocketed in the first quarter because not only are American firms putting money back to work in the U.S., but foreign firms are as well."

JOVITA CARRANZA, TREASURER OF THE UNITED STATES: "It's a great, great return for the taxpayers who have been waiting for decades."

CARRANZA: "It's a comprehensive tax reform that not only impacts small businesses, entrepreneurs, start-ups, mid-sized companies with their capex expenditures, now they're affording better benefits, health benefits for their employees, they're matching 401(k) plans, they're actually promoting from within. So it's a great, great return for the taxpayers who have been waiting for decades."

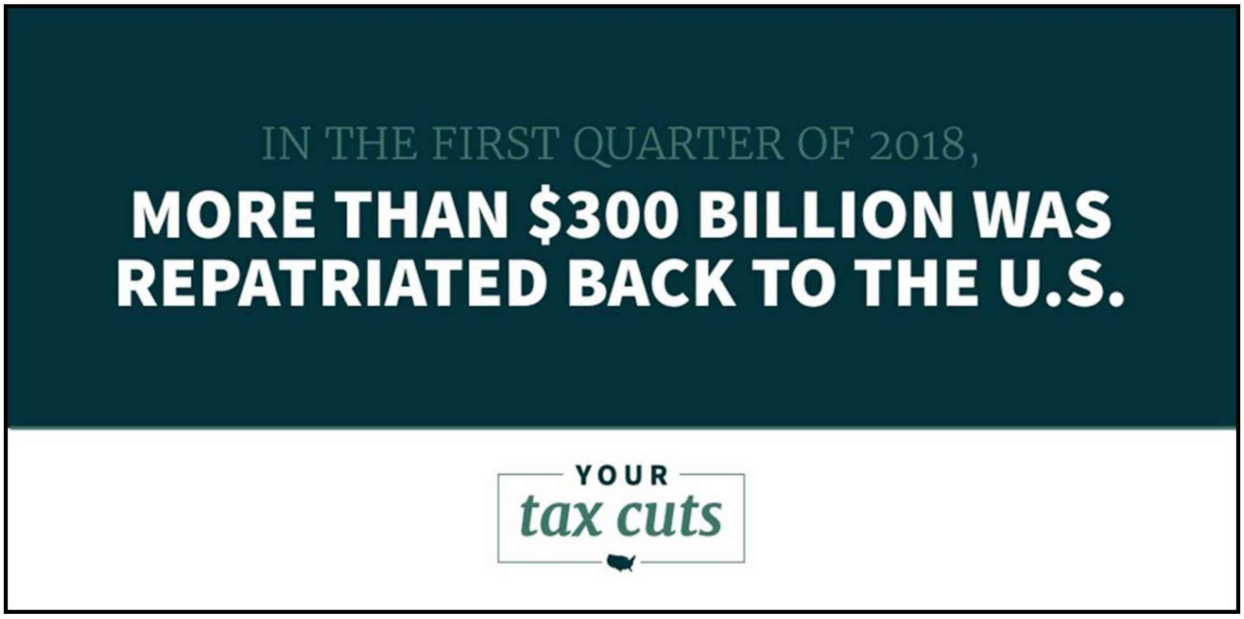

AMERICAN OVERSIGHT



Please let me know if you have any questions.

Thanks,
Nic
--
Deputy Director
White House Office of Intergovernmental Affairs

AMERICAN OVERSIGHT

THE WHITE HOUSE

Office of the Press Secretary

For Immediate Release June 29,2018

REMARKS BY PRESIDENT TRUMP
CELEBRATING THE SIX-MONTH ANNIVERSARY
OF THE TAX CUTS AND JOBS ACT

East Room

12:23 P.M. EDT

THE PRESIDENT: Thank you very much, everybody. The economy is indeed doing well. (Applause.) Six months ago, we unleashed an economic miracle by signing the biggest tax cuts and reforms -- I have to add the word "reform." Very important word. But the tax cuts is what got us there, and that's what's really doing it. The biggest tax cuts in American history.

Now it's my great honor to welcome you back to the White House to celebrate six months of new jobs, bigger paychecks, and keeping more of your hard-earned money where it belongs, in your pocket or wherever else you want to spend it. (Applause.)

Before going any further, I'd like to address the horrific shooting that took place yesterday at Capital Gazette newsroom in Annapolis, Maryland. This attack shocked the conscience of our nation, and filled our hearts with grief.

Journalists, like all Americans, should be free from the fear of being violently attacked while doing their job. To the families of the victims: There are no words to express our sorrow for your loss. Horrible, horrible event. Horrible thing happened. On your suffering, we pledge our eternal support. The suffering is so great. I've seen some of the people. So great. My government will not rest until we have done everything in our power to reduce violent crime and to protect innocent life. We will not ever leave your side. So our warmest, best wishes and regrets. Horrific, horrible thing. Thank you. Thank you. (Applause.)

AMERICAN OVERSIGHT

For today's event, we're honored to be joined by our great Vice President, Mike Pence. Stand up, Mike. (Applause.) Also joining us are Secretary Steven Mnuchin, who's been keeping very busy lately. Steve. (Applause.) Secretary Wilbur Ross. Wilbur. (Applause.) Secretary Alex Acosta. Just came up with a great healthcare plan. (Applause.) Thank you, Alex. Great healthcare plan. People are really liking it. Association. Sonny Perdue, the great Secretary of Agriculture. (Applause.) Small Business Administrator Linda McMahon. Doing an incredible job. (Applause.) Director Mick Mulvaney. (Applause.) And Treasurer Jovita Carranza. Jovita. Jovita. Thank you. (Applause.)

Thanks also to a really great friend of mine, Mississippi Governor Phil Bryant, and all of the other state, local, federal official that have done so much to help us with this incredible tac cut and job plan. You see how it's working. (Applause.) Although, I have to say, I think the cutting of regulations maybe had just as big an impact. (Applause.) I don't want to say this to you, but I think the cutting of regulations had just as big an impact.

I also want to welcome Juanita Duggan, Kay Coles James, Karen Kerrigan, and Michael Bellaman for helping us. (Applause.) Your support has been incredible in getting this very difficult legislation to the finish line and passed. Please stand up. Stand up. What a team. Great team. (Applause.) Great team. Thank you very much.

And there are so many others in the room. You know, you're never going to speak to me again. (Laughter.) But we're not going to give any more names. Right? Let's get down to business. (Laughter.) Other than these names, who are the important ones? Okay?

We're also especially proud of the Republican members of Congress who fought -- I mean, they fought with us. They -- we didn't get a Democrat vote. We didn't get one vote for these massive tax cuts. So I want to thank Roger Wicker, Representative Diane Black, Kevin Brady -- what a warrior. Kevin. Kevin, come on. Stand up, Kevin. Come on. (Applause.) Mike Kelly, my friend. And Jason Smith.

Our great Republican members of Congress worked night and day to score this landmark victory. This really was a landmark victory for their constituents, but much more importantly, for the country. Unfortunately, every single Democrat in the House

AMERICAN OVERSIGHT

and Senate -- that's right, every one single one -- voted against lower taxes for the hardworking Americans. And you see what's happened. It's turned out to be something very special.

The Tax Cuts and Jobs Act slashed income taxes all across the board. We nearly doubled the standard deduction and did double the child tax credit -- (applause) -- which Ivanka wanted very much, I will tell you. Stand up, Ivanka. Stand up, honey. (Applause.) Whoa. She got a bigger hand than the politicians. (Laughter.) You better be careful. That means you're all in trouble.

The typical family of four earning $75,000 will see an income tax cut of more than $2,000 -- and, in some cases, more -- (applause) -- slashing their tax bill in half.

We cut taxes for businesses of all sizes to make this the best place on Earth to start a business, to invest. We have billions and billions of dollars of additional revenue coming in. We lowered the corporate tax rate so the American worker finally has a level playing field. We allowed companies to deduct every single penny of investment in new equipment. And it's called expensing. It's the biggest secret in the plan. I think it'll go down as maybe the most important element. It's one-year expensing. Nobody thought we'd ever see that. So incredible for starting up a business or running a business.

We greatly reduced the burden of the unfair estate tax, commonly known as the "death tax." You know, that's such a big thing. And most farms and most small business will not pay any estate tax or death tax anymore. (Applause.) Such a big thing.

We created opportunity zones to promote more jobs in low-income communities. We opened ANWR -- that's a big one. We opened up ANWR. (Applause.) That was one that they said no President could get it for many years. I wasn't going to do it because I was angry at someone. I said I'm not going to do it. And then when I heard Ronald Reagan couldn't do, nobody could do it, they had been trying for 50 years -- I said, oh, let's do that immediately. (Laughter.) It's like a challenge, right? (Applause.) A challenge. And they've started that process. It's going to be something -- one of the biggest in the world.

We also repealed, in our tax cut plan, we repealed the most, I guess you could say, unpopular thing I've seen in a long time in politics, or in legislation: the individual mandate on

AMERICAN OVERSIGHT

Obamacare. (Applause.) The individual mandate. How about that one? That's not a very good one. That's where you have the privilege of paying a fortune in order to not pay to have bad healthcare. (Laughter.) Think of that. So, in other words, you pay a lot of money not to have healthcare. So it's not working too good. We got rid of it. That's a big thing. We got no credit, but that's okay. (Applause.) That's okay. I've had some people come up to me -- they say they like that as much as the tax cuts. That was a big thing.

And Obamacare is just about over. We have come up with so many plans. And we have a plan coming out -- an additional plan, Secretary Azar -- coming out in a very short period of time, which is going to be -- I think it's going to perhaps match your plan from Department of Labor. It's going to be something very special.

Six months after our tax cuts, more than 6 million workers have received bonuses, pay raises, and retirement account contributions. (Applause.) And one of the beautiful elements of what I do -- I love to see happy faces -- but I'll stand on line sometimes before or after a speech, and I'll be with a lot of people that want pictures; for whatever reason, they want a picture of me. (Laughter.)

And I stand with the police a lot, and I'll see a policeman, and in particular, one in New York City. And he said, "Sir, I want to thank you. You've made me a hero to my wife and to my family. I've always been a horrible investor. But this year, my 401(k)" -- think of it -- "is up like 46 percent," I think he said. "My wife thinks I'm a genius. She thinks I'm the greatest investor for the first time in my life." (Applause.)

And, you know, in terms of value or worth, we've created $7 trillion worth of value for our country. And people don't know this: We're double the size -- almost double the size. Because we hear China -- and China is terrific and our relationship is terrific. We're straightening out the balance, and I think most people want to see that.

But we're the largest economy in the world, by far. And as you know, we've increased a lot over the last one and a half years. But we're almost the double the size of China and far bigger than anybody else. And we're going up very rapidly. And it's going to continue to go up very
rapidly. (Applause.) Biggest in the world, by far. Think of

AMERICAN OVERSIGHT

that. We are the biggest -- did you know that? The biggest economy in the world, by far. That's the only way to do it, right? Good. It really is. It's pretty good. And they helped us a little bit. Right? Just a little bit. That's okay. Every little bit counts.

So the share of small businesses raising benefits and pay has just set a new all-time record, and manufacturing optimism -- to me is so important, because it's all about optimism -- is the highest ever recorded. (Applause.) This is a statistic that's been around for a long time. Highest ever recorded. Hundreds of billions of dollars are coming back from overseas. Over $300 billion was just repatriated into our country in the first quarter alone. Think of that: $300 billion. (Applause.) Money we never would have seen. Trillions more dollars are on their way back.

And as you know, Apple announced they're going to spend $350 billion -- not million. I would have been happy with that too. (Laughter.) But $350 billion is being brought back. I guess the total amount they're bringing back is approximately $230 billion, and they're putting up the rest the old-fashioned way. They're bringing this money back. It would never have come back. They're going to build an incredible campus and lots of other things.

We just left Wisconsin, and what Foxconn is building up in Wisconsin is literally -- and I said it -- the Eighth Wonder of the World. It's incredible what they're doing. Fifteen-thousand jobs. It's going to cost $15 billion. It is something that is so incredible you have to go see it. Nobody would believe what's happening.

More than 100 utility companies have lowered prices as a direct result of our business tax cuts, saving Americans $3 billion on their utility bills. Utility bills are going down.

Unemployment claims are at a 44-year low. (Applause.) That's a good one. Forty-four years. Something I am so proud of -- I love it. Unemployment for African Americans is at the lowest level in the history of our country. (Applause.) Okay? I'm looking at Kevin -- that was a good job. You were right about that, Kevin -- huh? (Laughter.) That was a -- that is something. We were all right. Everybody in this room was right.

AMERICAN OVERSIGHT

And I have to say, unemployment for Hispanic Americans, likewise, is at the lowest point in the history of our country. (Applause.) Unemployment for women -- and now, if you listened to my speech two weeks ago, you would have heard me say is the lowest in 21 years. Now I'm saying it's the lowest in 65 years and soon will be the lowest in history. (Applause.) Big difference -- 21 years, 65 years. Hopefully, in a week or two it will be "history." We're close to history. Sixty-five years is a long time.

I'm also very proud to say that unemployment for the disabled Americans has reached record lows, giving these incredible Americans the chance to realize their unlimited potential. And that's what it is: unlimited potential. (Applause.)

Many former inmates are also getting a second chance at life. We are keeping our promise to buy American and hire American. And what's happening is our economy is so good, our unemployment is so low, and our employment is so high -- maybe that's an even nicer way of saying. And people that want to get a second chance -- inmates, people coming out of jail, where the stigma was so great, people weren't hiring. Businesses weren't hiring. They're hiring them now in record numbers. And you know what? These businesses are saying they are fantastic. They're set.

And there's one gentleman in particular. He hired 10 inmates. Never did it before. And he said -- I wouldn't say he said all of them -- but he said seven of them are so incredible. That's not a bad percentage. I think that's a better percentage than we have. (Laughter.) He said seven of them are as good as he's ever had, and he's going to do a lot more of it. So there's nothing like a great economy to solve that problem, Jared. Right? (Applause.) And, Chris -- thank you very much, Chris. (Applause.)

But this is all because we're one country and, really, one family. And we salute one great and beautiful American flag. We love that flag. (Applause.)

And at last, our country finally has a tax system that is pro-jobs, pro-worker, pro-family, and pro-American. (Applause.)

So, one incredible citizen who has benefitted from our Tax Cuts and Job Act is LaSonya Hill. I love that name, LaSonya. (Laughter.) If I have another daughter, I think I'm

AMERICAN OVERSIGHT

going to name her -- (laughter) -- is that okay? Can I copy it? I like that name. Of Jacksonville, Florida. Great place. I know it well.

LaSonya is the director at customer care at Crowley ~~Marine~~ [Maritime]. Following the Tax Cuts and Jobs Act, Crowley was able to pay employees like LaSonya a big tax cut bonus. They took a lot of money, and they gave it around to the employees. That bonus will help support the education of her two sons, Cameron and Christian. (Applause.) Pretty good, right? Pretty good.

So, we're so happy for your family, and I know your sons are going to make you very proud. They're great young men. And, LaSonya, please, would you say a few words? Please. (Applause.)

MS. HILL: Thank you, Mr. President, for the invite. It's an honor to be here today. As you said, Crowley Maritime was able to benefit from the tax reform by paying employees bonuses. And in return, my family, we were able to invest in our children's education. (Applause.) My son, Cameron, he will be entering into his senior year at Morehouse College in Atlanta, Georgia. (Applause.) And my youngest, Christian Hill, he will be entering into his freshman year at Savannah State, both in the fall. (Applause.)

So because of this, Crowley Maritime is a fantastic company. I've been there 24 years. I'm very honored to work for such a great company, and for the company to benefit from such a great tax opportunity in which they were able to give back to the employees.

And so I want to thank not only Mr. President for allowing us the opportunity to tell our story, but also Crowley as a company that I've been with for so long throughout my career. So thank you again. (Applause.)

THE PRESIDENT: Thank you. Good job. And, by the way, she got the biggest, by far -- (laughter) -- including you, Ivanka, and including all of my political geniuses out here. Great job. It's like you're a professional speaker. Very good.

MS. HILL: Thank you.

THE PRESIDENT: Have you done that before?

AMERICAN OVERSIGHT

MS. HILL: I have not. (Laughter.)

THE PRESIDENT: You have not? That's called potential. (Laughter.) Thank you, honey, very much. It's beautiful -- beautiful family.

Another American who has used his tax cut to give back to others is Guy Berkebile, President of Guy Chemical in Somerset, Pennsylvania -- the great state of Pennsylvania. Incredible place. Guy increased bonuses, raised salaries, and purchased new equipment. Guy has also hired 30 new employees to help meet customer demand, which is actually booming right now. The best he's ever had.

And here with Guy are two of his tremendous employees: Leigh and Deist and Michelle Trulick. We want to ask Guy, maybe, if you could come up, say a few words about the tax cuts and how it's affected your company. And I assume your people that work for you are really happy.

Please. (Applause.)

MR. BERKEBILE: President Trump and the members of Congress who have voted for this tax bill, I can't tell you how much it means to my company and my employees. When I founded my company in 1995, I mortgaged my house seven times in order to pay for the growth of the company over the next 10, 15 years before the company finally got large enough that it could stand on its own.

The money that we are saving from the corporate tax cuts I have reinvested back into our business and into our employees. We recently just built an addition onto our manufacturing facility in Somerset, Pennsylvania. This addition includes new equipment, a new compounding room, and a new lab for research and development that is five times larger than our old lab. (Applause.)

This investment on our company has led to a 35 percent increase in sales over the first quarter of 2018, in addition to the 30 new jobs that we created this year so far. (Applause.)

So with the tax cut money, I have been increasing salaries, and we have also increased bonuses to our employees. I have some of my employees that have come down and are sitting out here in the fourth row. And I have two right here.

AMERICAN OVERSIGHT

Michelle Trulick -- her son also works for us too -- Michelle is one of our line leaders. She is using the additional money from her increased bonus to fix her car, I take it, so she has a reliable way to work every day. (Laughter.) And her and her husband are also taking a vacation, a second honeymoon, to celebrate their 25th wedding anniversary this year. (Applause.)

And Leigh Deist, he's a Navy veteran. (Applause.) We're proud of our servicemen back home. He is our head of maintenance. He's the guy that keeps my plant running. He and his wife have two young daughters under the age of four, so he's using his additional money from his bonus to help offset his expenses for childcare. And they are also taking their first vacation in five years. (Applause.)

President Trump, I'd like to thank you very much for fighting for American businesses and our workers who keep our factories running. (Applause.)

THE PRESIDENT: How did he do? Pretty good, right? (Laughter.) Pretty good. Wow. That's a good combination, I want to tell you. A lot of talent.

I just want everybody to keep up the great work, because common sense is being restored in Washington again because hardworking Americans are in charge of their government once again. Washington tried to change us, but that's not going to happen. Instead, we're changing Washington and we're changing it quickly and for the better. (Applause.)

That's why our economy is booming. That's why our families are thriving. That's why our businesses are growing. And that is why America is winning like never, ever before. We're setting records every day.

These are victories, and they're your victories. And now what we're doing is we're straightening out our trade. Our trade has been a disaster. We were being taken advantage of as a country by many, many countries -- friends and enemies, and those in between. And sometimes our friends, in terms of trade, were treating us worse than the enemies.

And I want to just tell you that's being taken care of very well and very beautifully. Our steel industry is coming back. Never have they seen anything like what's happened over the last four months with steel. They were dumping

AMERICAN OVERSIGHT

steel. Dumping. All over our land, they were dumping steel. And we were losing our steel business.

United States Steel, the head called me up two days ago. He said, it's the most incredible thing that we've ever seen. We haven't expanded in 30 years, we haven't done anything remotely like expansion, and we're now expanding and renovating areas of plants that haven't been used in forever. You remember U.S. Steel was massive. They had plants that went a mile and a half long and they were using little corners of plants. He said, "This has not happened for decades. It's back."

We were in South Carolina the other night, and Georgetown Steel -- Georgetown is a wonderful company -- couldn't make it. They closed four years ago. They announced -- as I literally was getting off the plane, they announced that they were opening up their steel mill; 600 people are employed. (Applause.)

And don't forget: What it means is it means jobs. But we can't lose the steel industry. Steel we need. Certain industries we have to have. But it means jobs. But you know what else it means? Billions of dollars will come into our Treasury. Nobody talks about that. Billions and billions of dollars.

But what's happening with steel, aluminum -- what's happening with other industries where we're working to revive them -- believe it or not, washing machines -- they were dumping washing machines, and they weren't good machines, all over the country. And we put a big tariff on a certain country for doing it. And now we have these washing machine plants that were closed; they're open and they're thriving. (Applause.)

Solar panels, 32 plants -- it's a new industry, so they weren't old. Thirty-two plants all over the country; two were open, the rest had gone out of business. Now those two -- and those two were in bad shape -- now they're doing great and they're looking at 10, 11, and even 12 re-openings of solar plants all over the country. And these are really great panels, so the level of quality.

And just to finish, many countries are calling, saying, "Let's negotiate." (Laughter.) They were never doing that. They're saying, "Let's negotiate, please. Please, we want to negotiate." They weren't doing that before. Of course, I'm not sure if your past representatives would have known the

AMERICAN OVERSIGHT

difference. But let me tell you, they're calling and they want to negotiate. And all we want is fairness.

We're going to be the smart country again, not the stupid country that was taken advantage of by everybody. (Laughter and applause.) And you made this possible. You are all truly making America great again -- a slogan that I'm very proud of. That was a slogan that seemed to have worked.

I tell you what, it was a very special -- and it's so accurate, even more so than America First. You know, America First is very threatening to others. And we don't want to be threatening. But "Make America Great Again," that's what's happening.

We're bringing back our pride. We're bringing back our jobs. We're bringing back our wealth. And for the citizens of this great land, we're bringing back our beautiful American Dreams. We have dreams. You guys have dreams, I'll bet, right? Big ones. Because now you're on a level playing field. Now you're on a level beautiful playing field. Go out there. (Applause.) Going to be fantastic. These are going to be great futures.

So I want to thank you all. I want to just say God bless you all. Very, very special people. Thank you for all the help. Our country is doing so well -- possibly as well as it's ever done. I don't think it's ever done like this, in terms of the economy.

We have -- we're rebuilding our military. $700 billion we got approved, and $716 billion for the following year. So we'll have the strongest, best, most-modern military that we've ever had, relatively speaking. And we need it. (Applause.) And we hope we never have to use it. But the stronger it gets, the less likely it is that we'll ever have to use it.

So we're going to have something very special. I want to thank a couple of the generals; some of my great generals are in the back. These are tough cookies. We have the best in the world. We have the best military in the world, but now we're going to have -- it's equipped with the finest.

And remember what else that means: That means jobs, because we build it here. When we build those beautiful planes from Lockheed, and from Boeing, and Grumman, and all of the different

AMERICAN OVERSIGHT

places, we are -- this is American jobs. The ships -- it's all American jobs. So it means a lot.

Jobs mean nothing compared to the importance of having the right -- that's in one case -- this is probably the only case where the jobs aren't as important. We have to get the military taken care of. But jobs are a secondary benefit and we have jobs all over the country.

So I just want to thank everybody for being here. This is very special time for the country. Very special time for you. God bless you all. Thank you very much. (Applause.)

END

12:55 P.M. EDT

AMERICAN OVERSIGHT

Stephanie M. Klapstein

From: Route Fifty Today <news@e.routefifty.com>
Sent: Thursday, December 13, 2018 4:06 AM
To: Mark Hutchison
Subject: State attorneys general could become more of a factor in antitrust

Problems viewing? View as a web page

Connecting state and local government leaders

Route Fifty Today December 13, 2018

State Attorneys General Could Become More of a Factor in Antitrust

DAVE NYCZEPIR | One FTC commissioner thinks that's a possibility as the Trump administration returns to a laissez-faire approach toward mergers and acquisitions.

White House Will Launch Multi-Agency Council Focused on Opportunity Zones

BILL LUCIA | The council will engage with state and local government officials on development in zones, a White House adviser said.

Major Takeaways From the Volcker Alliance's New Grades for State Fiscal Health

RICHARD F. KEEVEY | SPECIAL TO ROUTE FIFTY | COMMENTARY | New Jersey's former budget director and state comptroller highlights some of the good, bad and the ugly budget practices.

Brought to you by Civis Analytics

Building Data Science & Analytics Capabilities within Government

Every day, state, county, and municipal governments improve citizen-facing services through the power of data science. Although it might sound complicated, “data science” simply means leveraging technology to find patterns in

AMERICAN OVERSIGHT

data. This white paper provides practical advice for decision-makers who want to develop or strengthen data science capabilities within their department, agency, city or county. Privacy Policy.

Download Now

Chicago's Pension Fix Might Involve Marijuana

MICHAEL GRASS | STATE AND LOCAL ROUNDUP | California proposal calls for text messaging fees … Philly mayor's office to pay interns … and Anchorage quake damage data.

Reacting and Adapting: New Tech, Disruption and Government

Our new special report is ready for download.

Actually, Millennials May Be the Wealthiest Generation

ALLISON SCHRAGER | QUARTZ | Recent coverage about millennials' wealth, debt and income could be missing the bigger picture.

Parents Are Biased Against Even Quality 'Urban' Schools

ALIA WONG | THE ATLANTIC | Many of these schools are improving, but the persistent stigma against them contributes to segregation.

How Some Shrinking Cities Are Thriving in the New Economy

TIM HENDERSON | Despite conventional wisdom, cities don't necessarily need population growth and more jobs to be economically healthy.

Evacuation Center Needs Time to Recover From Disaster Recovery

MICHAEL GRASS | Hundreds of Kīlauea lavaflow evacuees ended up at a recently built rec center on the Big Island. Now it needs to close for months of repairs.

Brought to you by Civis Analytics

Building Data Science & Analytics Capabilities within Government

Every day, state, county, and municipal governments improve citizen-facing services through the power of data science. Although it might sound complicated, “data science” simply means leveraging technology to find patterns in data. This white paper provides practical advice for decision-makers who want to develop or strengthen data science capabilities within their department, agency, city or county. Privacy Policy.

Download Now

This message was sent from Route Fifty to mhutchison@ltgov.nv.gov. You have been sent Route Fifty Today because you have opted in to receive it. Note: It may take our system up to two business days to process your unsubscribe request and during that time you may receive one or two more newsletters. Thank you for reading Route Fifty Today.



Government Executive Media Group, 600 New Hampshire Avenue NW, Washington, DC 20037

AMERICAN OVERSIGHT

Stephanie M. Klapstein

From: Chip Bowlby <cbowlby@renolandinc.com>
Sent: Friday, January 05, 2018 7:47 AM
To: CJ Manthe
Subject: Summit Club

CJ--- Thanks for taking our call yesterday. As an update we spoke to DB and they have agreed to do the draw down so we do not need to go back to the State Finance Board.

As a side wouldn't it be nice for Bob to tell what time it is instead of how the watch is made ???? Sorry for the added pain and we look forward to breaking ground in the next couple weeks.

Best……

Chip Bowlby
President & CEO
6001 Talbot Lane
Reno, Nevada 89509
775-432-7110 x818
775-690-4866 Cell
775-800-1174 Fax
cbowlby@renolandinc.com
http://www.renolandinc.com

AMERICAN OVERSIGHT

Stephanie M. Klapstein

From: Robert Klein <bobklein@klein-financial.com>
Sent: Wednesday, January 24, 2018 2:53 PM
To: Michael Holliday
Cc: Alan Bogomilsky; Maati Benmbarek; Elizabeth Tafeen; Chip Bowlby
Subject: Tax Credit Linked Contingent Subordinate Debt Request
Attachments: Tax Credit Linked ContingentSubordinate Debt Request Memo 1.24.18.pdf

Michael,

Thank you for taking the time to speak with my yesterday evening. As discussed during our phone call, please find attached a memo regarding the tax credit linked contingent subordinate debt.

Thank you,

Bob Klein
President | Klein Financial Corporation
550 S. California Ave, Suite 330 | Palo Alto, CA 94306
O: (650) 833-0100 | bobklein@klein-financial.com

The information contained in this message (and attachments) is confidential and may be legally privileged. The message is intended solely for the addressee(s). If you are not the intended recipient, you are hereby notified that any use, dissemination, or reproduction is strictly prohibited and may be unlawful. If you are not the intended recipient please contact the sender by return e-mail and destroy all copies of the original message and attachments.

AMERICAN OVERSIGHT

KLEIN FINANCIAL CORPORATION

January 24, 2018

To: Michael Holliday – Chief Financial Officer, Nevada Housing Division

Re: Tax Credit Linked Contingent Subordinate Debt Request

As we discussed yesterday, the equity capital in the Sierra Summit property is now up at approximately $28 million for the closing and the Sierra Summit Venture, DWF V Summit Club Holdings, LLC, is making the initial advance under the tax credit pay in schedule to meet the bank's requirements. With the turbulence in the tax credit market, given the drop in demand due to the recent tax cuts, Sierra Summit is carrying the tax credit investments during the first 12 months, with the expectation that tax credit markets will firm up and the price for the credits on Sierra Summit will increase; because, at 12 months, occupied units and therefore, tax credit deliveries are expected to begin immediately, at the time of the pay in by the third party tax credit investor. Furthermore, the new tax law does increase tax credit yield, because of a rise in authorized expensing of five year and 15 year property. Early delivery of credits – a short time after the investment – increases tax credit pricing, as does higher expensing of qualified costs.

Price Shortfall

Despite this plan, given the corporate tax rate cuts, lower demand may result in a drop in the tax credit price and Sierra Summit needs to protect itself against that possibility, given that the project is already at $28 million of capital for closing. Sierra Summit, therefore, makes the following requests to the State Department of Housing for a contingency, "backup", $1,500,000 increase in subordinate debt on the same terms as the $3,000,000 subordinate loan, if one of the four points below do not restore the full, effective, net proceeds to Sierra Summit of the tax credit sale:

1. Sierra Summit believes there is a reasonable potential for the Sierra Summit census track to be designated in 2018 as a Difficult to Develop Area (DDA). The immediate area has very high rents at the new developments which are substantially outside the range of affordability for families and individuals at 60% of median. Those DDA determinations could reasonably be expected to be posted sometime in April. If a DDA designation results for the Sierra Summit project, providing a 30% basis boost, Sierra Summit would not then need the additional subordinate debt.

2. If Sierra Summit in 2018 does not become part of a HUD designated DDA, under their normal process, the Sierra Summit Joint Venture will conduct a survey – in collaboration with the State Department of Housing – and file an appeal, requesting a DDA designation. If that appeal is successful, Sierra Summit would not then need the additional subordinate debt.

3. Within approximately 12 months, after the initial closing, Sierra Summit intends to close a tax credit investment agreement with a third party tax credit investor. As stated above, by

☐ 550 S CALIFORNIA AVE., SUITE 330 • PALO ALTO, CA 94306 • (650) 833-0100 • (650) 833-0105 FAX
☐ 2607 FRESNO STREET, SUITE A • FRESNO, CA 93721 • (559) 441-7901 • (559) 441-8457 FAX

AMERICAN OVERSIGHT
NV-DA-20-0615-A-006431

deferring the initial tax credit investment, from the third party, to a date 12 months out, it is expected that the tax credit price will increase because of the following factors:

a. Tax credits will begin to accrue almost immediately, on completed units, which will benefit the investor, for a portion of the investment, in the 2018 tax year.

b. The new tax law provides for 100% bonus depreciation for five year and fifteen year property, which is an increase from a 50% bonus depreciation schedule. This will enhance the tax credit investor's yield.

c. With units expected to be completed and occupied, the investors can validate the rent on the market rate portion (for the completed and occupied sample of market rate units), and the ability to carry the project debt on a sustained basis. With the risk reduced on validating the market rate rents, the price should increase.

d. Given that the entire build out is scheduled to occur in approximately 26 months, the investor can see that the construction budget and the construction contractor and subcontractor teams are performing well and that no additional capital calls can be expected, as a risk for the tax credit investor. This reduction in construction risk will help support a higher price. The general contractor, Whiting Turner, has reported to Sierra Summit a $700 million net worth and therefore their Guaranteed Maximum Price Contract should further validate the ability of the Sierra Summit project to be completed, without financial risk.

If the overall average price of the tax credits is at least one dollar ($1.00) per credit dollar, Sierra Summit will then not need any further subordinate debt.

4. The currently pending Hatch-Cantwell bill in the U.S. Senate (Affordable Housing Credit Improvement Act of 2017 (S. 548)) that would bring the value of the 4% credit percentage up to a true 4% rate - eliminating the Treasury rate adjustment that currently places the value at about 3.23% per year – and that would reportedly permit the State of Nevada to designate projects as qualified for an equivalent DDA 30% basis boost, has a reasonable chance of passage before the end of Senator Hatch's term in 2018, given that he is Chairman of the U.S. Senate Finance Committee; and, the Bill has multiple Republican and Democratic Co-Sponsors. If the final language of the Bill, as interpreted by the IRS – at the end of 2018 – can be applied to the Sierra Summit project (since the bonds are being issued in 2018), and the Sierra Summit investor and/or tax credit investor agree that there are no unintended negative tax or financial impacts from the final language of the Bill, **this Bill could substantially increase the originally projected tax credits in absolute dollars, above the credits projected at initial closing at one dollar ($1.00) per credit.** If the benefits of this Bill can be applied and the investment proceeds from the tax credits exceed the original amount projected at one dollar ($1.00) per credit, $11,088,194, then Sierra Summit will not need any further subordinate debt.

Timing

The analysis of the shortfall would occur at 12 months from the initial bond closing. At that time, it would be determined if Sierra Summit had been able to conclude a tax credit sale that would yield net proceeds equal to the $11,088,194 currently projected, on the revised costs, at one dollar ($1.00). To the extent of any shortfall, the subordinate debt would be provided, with up to the first $1 million

AMERICAN OVERSIGHT

NV-DA-20-0615-A-006432

funded at the end of year one, and if needed, up to an additional $500,000 funded at the end of year two. Again, this $1,500,000 in subordinate debt, would have the same terms and conditions – be under the same documents – as the existing $3 million in State of Nevada subordinate debt. For example, if Sierra Summit received $10,500,000 net, only $588,000 in additional subordinate debt would be advanced. If Sierra Summit received $11,900,000, whether due to pricing or new DDA rules, or any of the other above factors, no additional subordinate debt would be advanced.

Consideration

Sierra Summit greatly appreciates your consideration of this request. As you know, out of our commitment to complete this project for the State and the City of Reno, the Sierra Summit Venture now has greater than $10 million of additional equity, **above the $18 million submitted to the State in our analysis – just months ago**, and a tax credit advance, all to make this project work at closing. This "backup" assistance would be greatly appreciated. If this request is acceptable to the State, a letter confirming the State's commitment to this additional "backup" gap funding would be appreciated immediately for the benefit of our equity investor, with formal documentation with counsel to follow shortly thereafter.

In November your tax credit reservation, based upon our cost information at that date, was approximately $10,605,660. We will submit information with the finalization of our costs this week that we believe demonstrate credits of $11,088,194 at one dollar ($1.00). We know that in 2017 there were tax credit sales at $1.03 to $1.05; but, Sierra Summit does not need that price to close the gap in the sources.

Sincerely,

DWF V Summit Club Holdings, LLC
a Delaware limited liability company

By: Sierra Summit Club Apartments, LLC,
Its Administrative Member

By: Klein Financial Corporation, Its Manager

By: RNK/et
Name: Robert N. Klein
Title: President

AMERICAN OVERSIGHT

Stephanie M. Klapstein

From: Deere, Judd P. EOP/WHO <Judson.P.Deere@who.eop.gov>
Sent: Tuesday, April 17, 2018 8:01 AM
To: Deere, Judd P. EOP/WHO
Subject: Tax Day

Good Morning State Leaders,

Happy Tax Day! The Tax Cuts and Jobs Act is resulting in more jobs, higher wages, and relief for middle-class families. Below you will find an update on tax reform from across the country. Please feel free to amplify any of the content.

- **PRESIDENT TRUMP OP-ED** | America's Economy Is Back And Roaring And Its People Are Winning
- **PRESIDENT TRUMP VISITS FLORIDA** | Tax Cuts for Florida Small Businesses Roundtable
- **TAX DAY** | Tax Cuts Will Generate Greater Economic Opportunity for All
- **GREATER OPPORTUNITY FOR WORKERS** | The Tax Cuts And Jobs Act Will Help Spur More Business Growth And Job Creation, Benefiting American Workers
- **REVITALIZING COMMUNITIES** | The Tax Cuts And Jobs Act Will Expand Economic Opportunity In Underserved Communities
- **STATE LEADERS ON OPPORTUNITY ZONES** | What They Are Saying About Opportunity Zones
- **PRESIDENT TRUMP VISITS WEST VIRGINIA** | Tax Reform Is Paying Off For Workers and Businesses In West Virginia
- **AROUND THE COUNTRY** | Tax Reform Is Paying Off For Workers and Businesses
- **SMALL BUSINESS** | Tax Cuts Are Energizing American Employers of All Sizes



"We're fighting to give every American — all over the country, every single American — a future of dignity and purpose and of pride."

President Donald J. Trump

AMERICAN OVERSIGHT

NV-DA-20-0615-A-006434



President Donald J. Trump, framed in the colorful blooms of the White House Rose Garden, delivers remarks on the benefits of tax reform for American workers and businesses of all sizes, Thursday, April 12, 2018, in Washington, D.C. (Official White House Photo by Shealah Craighead)

PRESIDENT TRUMP OP-ED | America's Economy Is Back And Roaring And Its People Are Winning

Tuesday is a day hardworking Americans may dread more than any other. Tax Day. A day that individuals and families, small business owners and part-time workers struggle to conquer a burdensome, complex and extremely unfair tax code to determine how much money they owe the government.

But we are changing Tax Day for Americans across the country.

This is the last year Americans will fill out outdated, complicated tax forms. In the years ahead, because I signed one of the largest tax cuts in history and the most sweeping tax reform in a generation, many Americans will complete their taxes on a simple, single sheet of paper. Remarkably, Congress had to pass this critical legislation without a single Democrat's vote.

A typical family of four earning $73,000 a year can expect to see an income tax cut of more than $2,000 when they file their tax return in 2019 — slashing their income tax bill in half. The standard deduction has been nearly doubled, so now twice as much income is earned tax-free.

The tax law also doubled the child tax credit and lowers rates across the board for hardworking families.

I made sure the IRS acted quickly to deliver some of the benefits of this tax cut legislation to Americans. As a result, Americans began to see bigger paychecks as early as February. And more savings are on the way.

America's competitive edge has also been restored. We significantly cut our corporate tax rate from one of the highest in the developed world, which means that American workers and businesses are finally able to win again against foreign competitors. We know that when American workers compete on a level playing field, American workers win.

We have already created 3 million jobs since the election — including more than 290,000 new jobs in manufacturing and more than 75,000 in mining and logging jobs.

On the announcement of my signing this historic tax reform, companies immediately started announcing thousands of new jobs and making enormous investments in their workers. Unemployment claims have reached a 44-year low. After years of wage stagnation, real wages are rising.

Apple will invest $350 billion in the U.S. economy over the next five years, including $30 billion as a direct result of the tax cuts. Fiat Chrysler announced that 2,500 jobs are coming back to near the Motor City. And millions of American workers received a tax cut bonus from their employers — pay raises, more money for retirement, or bonus checks — all because of we rolled up our sleeves, put America First, and made our tax code fairer and simpler.

The tax cut bill is also lowering the size of Americans' monthly utility bills. Major electric companies from California to Maine have credited our tax law as the reason for lowering their prices and giving consumers a break.

This year also marks the last time Americans will have to contend with Obamacare's cruel individual mandate because our tax law repealed it. These penalties largely hit lower-income and middle-class Americans — 80% of the penalties were paid by families making less than $50,000 per year.

We have also opened up the Arctic National Wildlife Refuge for energy exploration — something leaders have tried to do for decades — creating even more jobs and more energy savings. Energy exports are at a record high, and net energy imports are at their lowest level since 1982. We are at the doorstep of energy independence.

I want every American to have good jobs, rising paychecks and the opportunity to live a life of meaning, purpose and joy. That is why I insisted that the tax law also create "Opportunity Zones" that target investments in distressed communities. These Opportunity Zones will create more jobs in areas of our country that need them the most and benefit those whom Washington has too often left behind.

On this Tax Day, America is strong and roaring back. Paychecks are climbing. Tax rates are going down. Businesses are investing in our great country. And most important, the American people are winning.

Donald Trump is the president of the United States.

PRESIDENT TRUMP VISITS FLORIDA | Tax Cuts for Florida Small Businesses Roundtable



The President's full remarks can be found here.



TAX DAY | Tax Cuts Will Generate Greater Economic Opportunity for All

ENCOURAGING ENTREPRENEURSHIP: Small business owners will be able to grow and thrive under the Tax Cuts and Jobs Act.

AMERICAN OVERSIGHT

- The Tax Cuts and Jobs Act will help more American entrepreneurs gain the financial footing they need to expand and invest in their futures.
    - Small businesses which organize as sole proprietorships, S corporations, and partnerships will be able to deduct 20 percent of their qualified business income.
    - Businesses will be able to fully write off the cost of capital investments for the next 5 years.
- Optimism among small business owners continues to soar following the President's signing of the Tax Cuts and Jobs Act into law.
    - Small business confidence surged to a record high following the passage of tax reform, according to a CNBC/Survey Monkey survey.
    - Optimism among small business owners remains at a historically high level, according to a National Federation of Independent Businesses (NFIB) survey from March 2018.
    - Small business optimism reached an eleven-year high in the first quarter of 2018, according to the Wells Fargo/Gallup Small Business Index.
- President Trump's tax cuts will benefit small businesses, including minority-owned businesses, which are a critical driver of our Nation's economic success.
    - Minority-owned businesses generate more than $1 trillion in economic output annually.
    - The number of minority-owned businesses is growing at a faster rate than non-minority owned businesses.
    - Nearly 8 million Americans are employed by minority-owned businesses.
- A recent survey by the Chamber of Commerce and MetLife shows that minority-owned businesses are looking forward to even more success in 2018.
    - 93 percent of minority-owned businesses expect to have a good year in 2018 according to the MetLife and Chamber of Commerce Small Business Index.
    - 71 percent of minority-owned businesses are expecting an increase in revenue in 2018.



GREATER OPPORTUNITY FOR WORKERS | The Tax Cuts And Jobs Act Will Help Spur More Business Growth And Job Creation, Benefiting American Workers

- Businesses are ready to expand as a result of the tax cuts and reforms signed into law by President Trump, creating more employment opportunities for those seeking work.
    - Expected employment growth for 2018 has reached an all-time high among American manufacturers, according to a National Association of Manufacturers (NAM) survey.
    - Job creation plans among small businesses remain at a historically high level according to a March 2018 survey by the National Federation of Independent Businesses.

AMERICAN OVERSIGHT

- The Tax Cuts and Jobs Act will build upon Administration efforts to revitalize the American economy and increase economic opportunity for all.
    - More than 2.5 million jobs have been created since President Trump took office.
    - The unemployment rate has remained at a 17-year low of 4.1 percent since October of last year.
    - In 2017, Hispanic and African American unemployment rates reached their lowest levels on record.



REVITALIZING COMMUNITIES | The Tax Cuts And Jobs Act Will Expand Economic Opportunity In Underserved Communities

- The Tax Cuts and Jobs Act includes the bipartisan Opportunity Zones Program, which will incentivize investment in economically distressed communities designated as Opportunity Zones.
    - o More than 52 million low-income Americans live in communities that may benefit from the Opportunity Zones Program.
- Investments are pooled into Opportunity Funds and deployed into communities where they will help fund new and small businesses, develop blighted properties, finance construction and refurbishment, and more.
- On April 9, 2018, the Treasury Department and the Internal Revenue Service (IRS) announced the first round of Opportunity Zone designations for communities in 18 States.



Official White House Photo by *Shealah Craighead & Joyce N. Boghosian*

STATE LEADERS ON OPPORTUNITY ZONES | What They Are Saying

- **Gov. Doug Ducey (AZ):** "We applaud this federal initiative to stimulate economic development in low-income areas. Ensuring opportunity for all Arizonans has been a focus of my administration. Arizona's economy is thriving, and we are excited to see how Opportunity Zones will build on our effort." Source.
- **Governor John Hickenlooper (CO):** "Colorado's opportunity zones can help create momentum in communities that need a little boost in their economic recovery efforts. We owe it to these areas of the state to take advantage of every potential incentive. Hopefully we will see significant dividends in the future." Source.
- **Governor Kim Reynolds (IA):** "We need to take advantage of all the tools and resources we have at our disposal to spur economic growth. I am optimistic that Iowa's participation in the Opportunity Zones Program will serve as a catalyst for investment and job creation and result in prosperity for Iowa communities statewide." Source.
- **Governor Butch Otter (ID)**: "This is a great way to drive more capital investment toward Idaho neighborhoods and communities that aren't benefiting as they should from our statewide economic growth. There are no real strings attached to this market-driven tax treatment by the feds. Nobody is dictating the kind of investments the locals should pursue to promote their own prosperity." Source.
- **Governor Matt Bevin (KY)**: "The Opportunity Zones approved today by the U.S. Department of the Treasury provide one more reason for companies and businesses to consider locating in Kentucky. Kentucky will maximize this golden chance to attract economic development projects to communities most in need across the commonwealth, and the Kentucky Opportunity Zone Initiative will strengthen and rebuild both rural and urban areas. Whether along the Mississippi River in West Kentucky, throughout West Louisville's neighborhoods, or in the heart of Appalachia, these zones will spur investment, growth and community development." Source.
- **State Senate President Robert Stivers (KY):** "With the designation of these new Opportunity Zones, communities most in need across our commonwealth will have a means to attract investments that create jobs, build infrastructure and increase both tax local revenue and overall economic prosperity. The Kentucky Opportunity Zone Initiative holds the promise of creating a significant and widespread positive impact for Kentuckians. I look forward to the development of these Opportunity Zones and the long-term prosperity they will bring to our state." Source.
- **State House Speaker Pro Tempore David Osborne (KY):** "Through these federal designations, the Kentucky Opportunity Zone Initiative can attract capital investments for a broad range of development projects. What this means is lower-income and distressed communities in Opportunity Zones across Kentucky stand to see new jobs created and their economies significantly improved through a variety of potential commercial, industrial, housing, infrastructure and other investment projects." Source.

- **Governor Charlie Baker (MA)**: "Our administration is committed to helping cities and towns in Massachusetts unlock opportunity for private investments and economic growth. This program will allow municipalities across the Commonwealth to work collaboratively with investors to pursue developments that address their individual and community needs." Source.
- **Gov. Rick Snyder (MI):** "These zones have the potential to help Michiganders take advantage of the full economic development potential in all corners of the state," Gov. Snyder said. "This is a unique opportunity for investors and promising news for eligible communities." Source.
- **Gov. Phil Bryant (MS):** "Opportunity Zones in Mississippi will attract significant private sector investment, help grow our state's economy and create new jobs. This program is another business advantage existing industries and new companies will find in our state." Source.
- **Governor Phil Murphy (NJ):** "I'm pleased the Treasury Department has accepted all 169 sites I proposed last month for designation as Opportunity Zones. Now, these cities and towns will have additional means to generate economic growth throughout their respective communities and, more importantly, create economic opportunities for their residents." Source.
- **Gov. Pete Ricketts (NE):** "Thanks to the Tax Cuts and Jobs Act, 20 communities across Nebraska now have another tool to help attract new investment and job opportunities. This announcement builds on the positive news we've seen from companies from Nelnet to Wal-Mart, who are reinvesting their tax cuts into their workforce through higher wages and bonuses. None of this would have been possible without the great work of Nebraska's federal delegation, which unanimously supported the tax relief bill." Source.
- **Governor Mary Fallin (OK):** "I appreciate our partnership with the U.S. Department of Treasury in making these designations. The creation of federal opportunity zones will bring new and unique opportunities to both investors and Oklahoma communities. Investors have different projects in which they are willing to invest their capital, and it is our intent to provide them with a range of opportunities. With the potential investments in these areas, we hope that poverty will be reduced, our communities will see revitalization, and that the investments will spur job creation. I also want to acknowledge the Oklahoma Department of Commerce for its work in coordinating this effort." Source.
- **Gov, Ricardo Rossello (PR):** "These zones are created to foster investment in the nation's disadvantaged communities. New investments in Opportunity Zones can receive preferential tax treatment, which will, in turn, be a boost to our economy. Our thanks to Treasury Secretary Steve Mnuchin for understanding the need of Puerto Rico to participate in these opportunities zones. Thanks also to the resident commissioner, Jenniffer González, for her work in raising awareness about the economic challenges facing the Island and collaborating so we are included as one of the territories that will benefit from this initiative." Source.
- **Gov. Henry McMaster (SC):** "We're confident that we've been able to implement a collaborative approach to designating these communities – with input from local governments across the state – that will eventually mean further private investment and economic growth in the areas that need it most." Source.
- **Governor Greg Abbot (TX):** "This program will help highlight areas of Texas that are prime for business investment, and it will serve to bring more opportunities to hardworking families across the entire state," said Governor Abbott. "As we continue to recover after Harvey, these Opportunity Zone designations will also provide a much needed boost for local communities impacted by the storm. With the potential for billions in new investment, I look forward to our state continuing to flourish, bringing further growth and opportunity to the people of Texas." Source.
- **Governor Kenneth Mapp (VI):** "These new incentives can help us attract new investments in hotel development, retail businesses and industry in our most underserved communities and can also help those looking to rebuild after the hurricanes. I would like to thank the U.S. Department of Treasury Secretary Steven Mnuchin and his team for implementing this important program." Source.
- **Governor Scott Walker (WI):** "With our newly designated Economic Opportunity Zones, Wisconsin's thriving businesses will have a new opportunity to invest in their neighbors and help our local communities. Right now, more people are employed in our state than ever before in our history, and Wisconsin is at near record lows for unemployment. These recommendations reach communities across our state – urban, rural, and tribal – that are positioned for strong and sustained growth." Source.

AMERICAN OVERSIGHT



President Donald J. Trump is applauded at the conclusion of a roundtable discussion on tax reform, at the White Sulphur Springs Civic Center, Thursday, April 5, 2018, in White Sulphur Springs, WV. (Official White House Photo by D. Myles Cullen)

PRESIDENT TRUMP VISITS WEST VIRGINIA | Tax Reform Is Paying Off For Workers and Businesses In West Virginia

THE INTER-MOUNTAIN (ELKINS, WEST VIRGINIA): Citizens Bank Gives Bonuses to Employees

"Citizens Bank of West Virginia issued a bonus of $1,000 to each of its 66 employees recently, joining a number of U.S. companies to pass along savings from the federal tax reform to its staff…. 'One of the best investments we can make is in our employees who are dedicated to making sure our customers have great banking experiences at Citizens,' said Nathaniel S. Bonnell, president and CEO. 'This $66,000 investment demonstrates our thanks and appreciation to our team for their tireless efforts and commitment to the bank.'"



WEST VIRGINIA METRONEWS: Pence Talks Tax Reform, Applauds Worldwide Equipment Announcement in White Sulphur Springs

"Before Pence took the stage, Worldwide Equipment CEO Terry Dotson made a highly anticipated announcement.… The company's roughly 1,100 employees across their 20 locations have received bonuses, a dealership will be constructed in Charleston, SC and upgrades are coming to their existing facilities. Dotson is confident these accomplishments are a result of the recently-passed tax reform plan."

WV NEWS: W.Va. State Auditor: Tax Cuts to Save State Employees Collective $50 Million per Year

"State employees in West Virginia are collectively expected to keep an additional $50 million annually, according to State Auditor John B. 'JB' McCuskey. McCuskey attributed this savings to the passage of the Tax Cuts and Jobs Act, which will provide state employees with a reduction in their tax withholding."



AROUND THE COUNTRY | Tax Reform Is Paying Off For Workers and Businesses

WASHINGTON EXAMINER: GOP Tax Overhaul Will Cut Taxes for Two-Thirds of Households this Year: Analysis

"The new tax law will directly cut the taxes of nearly two-thirds of households this year, according to a new analysis released Wednesday by the nonprofit Tax Policy Center. The think tank found the individual provisions of the law signed by President Trump in December will reduce taxes for 65 percent of households in 2018…"

MARKETWATCH: Crumbs? Bonuses Tied to Trump Tax Cuts Said to Boost U.S. Incomes by $30 Billion

"Democratic leader Nancy Pelosi said ordinary Americans would only get 'crumbs' from the Trump cuts. The federal agency that does the math says those crumbs amounted to as much as $30 billion in January. The Bureau of Economic Analysis raised its estimate of how much U.S. incomes rose in the first month of the year in response to widespread reports of businesses handing out onetime bonuses after the tax cuts became law."

THE ASSOCIATED PRESS: McCormick Offers Employee Bonuses on Tax Cut Benefit

"McCormick & Co. is the latest company to offer employees bonuses, citing sweeping tax reforms that slashed corporate tax rates. The spice-maker is offering $1,000 bonuses to eligible hourly employees and says it plans to 'accelerate' wage increases, though it did not provide details. The Sparks, Maryland company will also [use] the tax cut to make investments, pay debt and benefit shareholders."

MILWAUKEE JOURNAL SENTINEL: Lower Corporate Tax Rate Projected To Save Wisconsin Utility Customers More Than $275 Million

"Customers of Wisconsin utilities are projected to save more than $275 million from the new lower rate for federal corporate taxes, based on estimates compiled by the Citizens Utility Board of Wisconsin and the Wisconsin Industrial Energy Group…. Projected taxes are included as an expense when setting utility rates and the cost is passed onto customers."

ATLANTA BUSINESS CHRONICLE: Southwire to Pay Workers $9 Million in Bonuses, Benefits Thanks to Tax Reform

"Electrical wire giant Southwire said Monday it will pay out $9 million in bonuses and benefits to employees thanks to tax reform. Carrollton, Ga.-based Southwire Co. said full-time employees in the United States, not including executives

AMERICAN OVERSIGHT

and upper management, will each receive a $1,000 bonus and full-time employees outside of the U.S. will receive an equivalent supplement. Part-time employees will get $250 bonuses or an international equivalent. The majority of Southwire's nearly 7,500 employees will receive payments, the company said."

KENT COUNTY NEWS (CHESTERTOWN, MARYLAND): Tax Cuts Lead Dixon to Give Employee Bonuses

"Dixon Valve and Coupling Co. has announced that it is giving employees $1,000 bonuses thanks to the federal tax reform…. On March 14, Dixon announced a $1,000 bonus for each full-time American employee who had been with the company for a year 'as a direct result of the new tax law and reduced regulations'…"

WICHITA BUSINESS JOURNAL: Wichita Companies 'Reinvesting' In Employees through Tax Cut Bonuses

"Aldrich, president and CEO of Wichita Railway Services, provided his employees bonuses of $3,000 to $6,000 using funds that would have otherwise gone toward corporate income tax. The federal government's Tax Cuts and Jobs Act, signed into law in December, lowered tax rates for businesses and individuals."

SPRINGFIELD NEWS-LEADER (MISSOURI): Springfield Solar Company Hiring More Workers, Credits Trump's Tax Cut

"A Springfield solar company announced Monday it's adding 30 new jobs thanks to a corporate tax rate cut championed by President Donald Trump. According to a press release, Sun Solar employed about 100 people at the start of 2018, 17 percent of whom are U.S. military veterans."



SMALL BUSINESS | Tax Cuts Are Energizing American Employers of All Sizes

ENERGIZING AMERICAN BUSINESS: Optimism and plans for growth are soaring as businesses feel the benefits of President Donald J. Trump's tax cuts.

- Optimism among American manufacturers has reached unprecedented levels according to the most recent Outlook Survey from the National Association of Manufacturers (NAM).
    - Manufacturer optimism stood at 93.5 percent in the most recent survey, the second highest reading in the survey's history.

AMERICAN OVERSIGHT

    - Projected employment growth, new capital investments, and inventory increases all reached all-time highs in the survey.
    - According to the survey, manufacturers expect sales to grow over the next year at the second fastest pace on record.
    - Manufacturers anticipate wages will grow at the fastest pace in 17 years.
- Small businesses are worrying less about taxes and are investing more in their workers according to a National Federation of Independent Businesses (NFIB) survey from March 2018.
    - Taxes received the fewer votes as the number one problem facing small businesses for the first time since 1982.
    - The proportion of small businesses that reported raising their worker's compensation reached its highest level since 2000.
- A March 2018 survey of business executives by Ernst & Young, looking at how companies plan on using their tax savings found that:
    - 75 percent expect to expand manufacturing in the United States.
    - 89 percent plan to increase worker compensation.
    - 66 percent will likely pass on some of their tax savings to customers.
    - 69 percent expect to bring back more earnings to the U.S. from overseas than they would have otherwise.
- The Federal Reserve cited the Tax Cuts and Jobs Act as a key factor in increasing their economic projections for the United States over the next several years.

BENEFITING EMPLOYERS OF ALL SIZES: Businesses of all sizes are using their tax savings to invest in their hardworking employees.

- From small family businesses on up, American employers have been able to raise wages and increase benefits for their workers as a result of the Tax Cuts and Jobs Act.
    - More than 5.5 million hardworking taxpayers have received bonuses, pay raises, and increased benefits.
- Wichita Railway Services gave each of its five employees a tax cut bonus between $3,000 and $6,000.
- In March, Muncie Aviation Company gave its 55 full-time and 8 part-time employees a bonus due to its tax savings and 2017 business performance.
- Cox Enterprises has announced it will provide most of its nearly 60,000 employees with bonuses between $1,000 and $2,000 in April.
- McCormick & Company has announced it will provide $1,000 tax cut bonuses to eligible hourly employees in May.
- McDonald's Corporation announced it would invest $150 million in its education program which provides employees with opportunities to earn a high school diploma, college tuition assistance, and free education advising.

REVITALIZING THE ECONOMY: The Tax Cuts and Jobs Act is contributing to a healthy American economy under President Trump.

- United States gross domestic product (GDP) growth for the fourth quarter of 2017 was revised up to 2.9 percent, beating expectations.
- More than 2.5 million jobs have been added since President Trump took office.
    - 263,000 manufacturing jobs have been added.
    - 277,000 construction jobs have been added.
- The unemployment rate has remained at a 17-year low of 4.1 percent since October of last year.
- The number of Americans receiving unemployment insurance benefits has fallen to its lowest point since 1973.

AMERICAN OVERSIGHT



"Any leader who says $1,000 in the pockets of working families is crumbs is out of touch with the American people."

Vice President Mike Pence

Please let us know if you have any questions.

Judd P. Deere
Director of State Communications
The White House

Office: 202.456.1568 | Mobile: 202.881.8566
judson.p.deere@who.eop.gov | @JuddPDeere45

AMERICAN OVERSIGHT

NV-DA-20-0615-A-006447

Stephanie M. Klapstein

From: Pottebaum, Nicholas D. EOP/WHO <Nicholas.D.Pottebaum@who.eop.gov>
Sent: Tuesday, April 17, 2018 6:04 AM
To: Pottebaum, Nicholas D. EOP/WHO
Subject: Tax Reform Update | Tax Day

Good Morning State Leaders,

Happy Tax Day! The Tax Cuts and Jobs Act is resulting in more jobs, higher wages, and relief for middle-class families. Below you will find an update on tax reform from across the country.

- **PRESIDENT TRUMP OP-ED** | America's Economy Is Back And Roaring And Its People Are Winning
- **PRESIDENT TRUMP VISITS FLORIDA** | Tax Cuts for Florida Small Businesses Roundtable
- **TAX DAY** | Tax Cuts Will Generate Greater Economic Opportunity for All
- **GREATER OPPORTUNITY FOR WORKERS** | The Tax Cuts And Jobs Act Will Help Spur More Business Growth And Job Creation, Benefiting American Workers
- **REVITALIZING COMMUNITIES** | The Tax Cuts And Jobs Act Will Expand Economic Opportunity In Underserved Communities
- **STATE LEADERS ON OPPORTUNITY ZONES** | What They Are Saying About Opportunity Zones
- **PRESIDENT TRUMP VISITS WEST VIRGINIA** | Tax Reform Is Paying Off For Workers and Businesses In West Virginia
- **AROUND THE COUNTRY** | Tax Reform Is Paying Off For Workers and Businesses
- **SMALL BUSINESS** | Tax Cuts Are Energizing American Employers of All Sizes

---



"We're fighting to give every American — all over the country, every single American — a future of dignity and purpose and of pride."

President Donald J. Trump

AMERICAN OVERSIGHT

NV-DA-20-0615-A-006448



President Donald J. Trump, framed in the colorful blooms of the White House Rose Garden, delivers remarks on the benefits of tax reform for American workers and businesses of all sizes, Thursday, April 12, 2018, in Washington, D.C. (Official White House Photo by Shealah Craighead)

PRESIDENT TRUMP OP-ED | America's Economy Is Back And Roaring And Its People Are Winning

Tuesday is a day hardworking Americans may dread more than any other. Tax Day. A day that individuals and families, small business owners and part-time workers struggle to conquer a burdensome, complex and extremely unfair tax code to determine how much money they owe the government.

But we are changing Tax Day for Americans across the country.

This is the last year Americans will fill out outdated, complicated tax forms. In the years ahead, because I signed one of the largest tax cuts in history and the most sweeping tax reform in a generation, many Americans will complete their taxes on a simple, single sheet of paper. Remarkably, Congress had to pass this critical legislation without a single Democrat's vote.

A typical family of four earning $73,000 a year can expect to see an income tax cut of more than $2,000 when they file their tax return in 2019 — slashing their income tax bill in half. The standard deduction has been nearly doubled, so now twice as much income is earned tax-free.

The tax law also doubled the child tax credit and lowers rates across the board for hardworking families.

I made sure the IRS acted quickly to deliver some of the benefits of this tax cut legislation to Americans. As a result, Americans began to see bigger paychecks as early as February. And more savings are on the way.

America's competitive edge has also been restored. We significantly cut our corporate tax rate from one of the highest in the developed world, which means that American workers and businesses are finally able to win again against foreign competitors. We know that when American workers compete on a level playing field, American workers win.

We have already created 3 million jobs since the election — including more than 290,000 new jobs in manufacturing and more than 75,000 in mining and logging jobs.

On the announcement of my signing this historic tax reform, companies immediately started announcing thousands of new jobs and making enormous investments in their workers. Unemployment claims have reached a 44-year low. After years of wage stagnation, real wages are rising.

Apple will invest $350 billion in the U.S. economy over the next five years, including $30 billion as a direct result of the tax cuts. Fiat Chrysler announced that 2,500 jobs are coming back to near the Motor City. And millions of American workers received a tax cut bonus from their employers — pay raises, more money for retirement, or bonus checks — all because of we rolled up our sleeves, put America First, and made our tax code fairer and simpler.

The tax cut bill is also lowering the size of Americans' monthly utility bills. Major electric companies from California to Maine have credited our tax law as the reason for lowering their prices and giving consumers a break.

This year also marks the last time Americans will have to contend with Obamacare's cruel individual mandate because our tax law repealed it. These penalties largely hit lower-income and middle-class Americans — 80% of the penalties were paid by families making less than $50,000 per year.

We have also opened up the Arctic National Wildlife Refuge for energy exploration — something leaders have tried to do for decades — creating even more jobs and more energy savings. Energy exports are at a record high, and net energy imports are at their lowest level since 1982. We are at the doorstep of energy independence.

I want every American to have good jobs, rising paychecks and the opportunity to live a life of meaning, purpose and joy. That is why I insisted that the tax law also create "Opportunity Zones" that target investments in distressed communities. These Opportunity Zones will create more jobs in areas of our country that need them the most and benefit those whom Washington has too often left behind.

On this Tax Day, America is strong and roaring back. Paychecks are climbing. Tax rates are going down. Businesses are investing in our great country. And most important, the American people are winning.

Donald Trump is the president of the United States.

PRESIDENT TRUMP VISITS FLORIDA | Tax Cuts for Florida Small Businesses Roundtable



The President's full remarks can be found here.



TAX DAY | Tax Cuts Will Generate Greater Economic Opportunity for All

ENCOURAGING ENTREPRENEURSHIP: Small business owners will be able to grow and thrive under the Tax Cuts and Jobs Act.

- The Tax Cuts and Jobs Act will help more American entrepreneurs gain the financial footing they need to expand and invest in their futures.
    - Small businesses which organize as sole proprietorships, S corporations, and partnerships will be able to deduct 20 percent of their qualified business income.
    - Businesses will be able to fully write off the cost of capital investments for the next 5 years.
- Optimism among small business owners continues to soar following the President's signing of the Tax Cuts and Jobs Act into law.
    - Small business confidence surged to a record high following the passage of tax reform, according to a CNBC/Survey Monkey survey.
    - Optimism among small business owners remains at a historically high level, according to a National Federation of Independent Businesses (NFIB) survey from March 2018.
    - Small business optimism reached an eleven-year high in the first quarter of 2018, according to the Wells Fargo/Gallup Small Business Index.
- President Trump's tax cuts will benefit small businesses, including minority-owned businesses, which are a critical driver of our Nation's economic success.
    - Minority-owned businesses generate more than $1 trillion in economic output annually.
    - The number of minority-owned businesses is growing at a faster rate than non-minority owned businesses.
    - Nearly 8 million Americans are employed by minority-owned businesses.
- A recent survey by the Chamber of Commerce and MetLife shows that minority-owned businesses are looking forward to even more success in 2018.
    - 93 percent of minority-owned businesses expect to have a good year in 2018 according to the MetLife and Chamber of Commerce Small Business Index.
    - 71 percent of minority-owned businesses are expecting an increase in revenue in 2018.



GREATER OPPORTUNITY FOR WORKERS | The Tax Cuts And Jobs Act Will Help Spur More Business Growth And Job Creation, Benefiting American Workers

- Businesses are ready to expand as a result of the tax cuts and reforms signed into law by President Trump, creating more employment opportunities for those seeking work.
    - Expected employment growth for 2018 has reached an all-time high among American manufacturers, according to a National Association of Manufacturers (NAM) survey.

AMERICAN OVERSIGHT

- Job creation plans among small businesses remain at a historically high level according to a March 2018 survey by the National Federation of Independent Businesses.

- The Tax Cuts and Jobs Act will build upon Administration efforts to revitalize the American economy and increase economic opportunity for all.
  - More than 2.5 million jobs have been created since President Trump took office.
  - The unemployment rate has remained at a 17-year low of 4.1 percent since October of last year.
  - In 2017, Hispanic and African American unemployment rates reached their lowest levels on record.



REVITALIZING COMMUNITIES | The Tax Cuts And Jobs Act Will Expand Economic Opportunity In Underserved Communities

- The Tax Cuts and Jobs Act includes the bipartisan Opportunity Zones Program, which will incentivize investment in economically distressed communities designated as Opportunity Zones.
  - More than 52 million low-income Americans live in communities that may benefit from the Opportunity Zones Program.
- Investments are pooled into Opportunity Funds and deployed into communities where they will help fund new and small businesses, develop blighted properties, finance construction and refurbishment, and more.
- On April 9, 2018, the Treasury Department and the Internal Revenue Service (IRS) announced the first round of Opportunity Zone designations for communities in 18 States.



Official White House Photo by *Shealah Craighead & Joyce N. Boghosian*

STATE LEADERS ON OPPORTUNITY ZONES | What They Are Saying

- **Gov. Doug Ducey (AZ):** "We applaud this federal initiative to stimulate economic development in low-income areas. Ensuring opportunity for all Arizonans has been a focus of my administration. Arizona's economy is thriving, and we are excited to see how Opportunity Zones will build on our effort." Source.
- **Governor John Hickenlooper (CO):** "Colorado's opportunity zones can help create momentum in communities that need a little boost in their economic recovery efforts. We owe it to these areas of the state to take advantage of every potential incentive. Hopefully we will see significant dividends in the future." Source.
- **Governor Kim Reynolds (IA):** "We need to take advantage of all the tools and resources we have at our disposal to spur economic growth. I am optimistic that Iowa's participation in the Opportunity Zones Program will serve as a catalyst for investment and job creation and result in prosperity for Iowa communities statewide." Source.
- **Governor Butch Otter (ID)**: "This is a great way to drive more capital investment toward Idaho neighborhoods and communities that aren't benefiting as they should from our statewide economic growth. There are no real strings attached to this market-driven tax treatment by the feds. Nobody is dictating the kind of investments the locals should pursue to promote their own prosperity." Source.
- **Governor Matt Bevin (KY)**: "The Opportunity Zones approved today by the U.S. Department of the Treasury provide one more reason for companies and businesses to consider locating in Kentucky. Kentucky will maximize this golden chance to attract economic development projects to communities most in need across the commonwealth, and the Kentucky Opportunity Zone Initiative will strengthen and rebuild both rural and urban areas. Whether along the Mississippi River in West Kentucky, throughout West Louisville's neighborhoods, or in the heart of Appalachia, these zones will spur investment, growth and community development." Source.
- **State Senate President Robert Stivers (KY):** "With the designation of these new Opportunity Zones, communities most in need across our commonwealth will have a means to attract investments that create jobs, build infrastructure and increase both tax local revenue and overall economic prosperity. The Kentucky Opportunity Zone Initiative holds the promise of creating a significant and widespread positive impact for Kentuckians. I look forward to the development of these Opportunity Zones and the long-term prosperity they will bring to our state." Source.
- **State House Speaker Pro Tempore David Osborne (KY):** "Through these federal designations, the Kentucky Opportunity Zone Initiative can attract capital investments for a broad range of development projects. What this means is lower-income and distressed communities in Opportunity Zones across Kentucky stand to see new jobs created and their economies significantly improved through a variety of potential commercial, industrial, housing, infrastructure and other investment projects." Source.

- **Governor Charlie Baker (MA)**: "Our administration is committed to helping cities and towns in Massachusetts unlock opportunity for private investments and economic growth. This program will allow municipalities across the Commonwealth to work collaboratively with investors to pursue developments that address their individual and community needs." Source.
- **Gov. Rick Snyder (MI):** "These zones have the potential to help Michiganders take advantage of the full economic development potential in all corners of the state," Gov. Snyder said. "This is a unique opportunity for investors and promising news for eligible communities." Source.
- **Gov. Phil Bryant (MS):** "Opportunity Zones in Mississippi will attract significant private sector investment, help grow our state's economy and create new jobs. This program is another business advantage existing industries and new companies will find in our state." Source.
- **Governor Phil Murphy (NJ):** "I'm pleased the Treasury Department has accepted all 169 sites I proposed last month for designation as Opportunity Zones. Now, these cities and towns will have additional means to generate economic growth throughout their respective communities and, more importantly, create economic opportunities for their residents." Source.
- **Gov. Pete Ricketts (NE):** "Thanks to the Tax Cuts and Jobs Act, 20 communities across Nebraska now have another tool to help attract new investment and job opportunities. This announcement builds on the positive news we've seen from companies from Nelnet to Wal-Mart, who are reinvesting their tax cuts into their workforce through higher wages and bonuses. None of this would have been possible without the great work of Nebraska's federal delegation, which unanimously supported the tax relief bill." Source.
- **Governor Mary Fallin (OK):** "I appreciate our partnership with the U.S. Department of Treasury in making these designations. The creation of federal opportunity zones will bring new and unique opportunities to both investors and Oklahoma communities. Investors have different projects in which they are willing to invest their capital, and it is our intent to provide them with a range of opportunities. With the potential investments in these areas, we hope that poverty will be reduced, our communities will see revitalization, and that the investments will spur job creation. I also want to acknowledge the Oklahoma Department of Commerce for its work in coordinating this effort." Source.
- **Gov, Ricardo Rossello (PR):** "These zones are created to foster investment in the nation's disadvantaged communities. New investments in Opportunity Zones can receive preferential tax treatment, which will, in turn, be a boost to our economy. Our thanks to Treasury Secretary Steve Mnuchin for understanding the need of Puerto Rico to participate in these opportunities zones. Thanks also to the resident commissioner, Jenniffer González, for her work in raising awareness about the economic challenges facing the Island and collaborating so we are included as one of the territories that will benefit from this initiative." Source.
- **Gov. Henry McMaster (SC):** "We're confident that we've been able to implement a collaborative approach to designating these communities – with input from local governments across the state – that will eventually mean further private investment and economic growth in the areas that need it most." Source.
- **Governor Greg Abbot (TX):** "This program will help highlight areas of Texas that are prime for business investment, and it will serve to bring more opportunities to hardworking families across the entire state," said Governor Abbott. "As we continue to recover after Harvey, these Opportunity Zone designations will also provide a much needed boost for local communities impacted by the storm. With the potential for billions in new investment, I look forward to our state continuing to flourish, bringing further growth and opportunity to the people of Texas." Source.
- **Governor Kenneth Mapp (VI):** "These new incentives can help us attract new investments in hotel development, retail businesses and industry in our most underserved communities and can also help those looking to rebuild after the hurricanes. I would like to thank the U.S. Department of Treasury Secretary Steven Mnuchin and his team for implementing this important program." Source.
- **Governor Scott Walker (WI):** "With our newly designated Economic Opportunity Zones, Wisconsin's thriving businesses will have a new opportunity to invest in their neighbors and help our local communities. Right now, more people are employed in our state than ever before in our history, and Wisconsin is at near record lows for unemployment. These recommendations reach communities across our state – urban, rural, and tribal – that are positioned for strong and sustained growth." Source.



President Donald J. Trump is applauded at the conclusion of a roundtable discussion on tax reform, at the White Sulphur Springs Civic Center, Thursday, April 5, 2018, in White Sulphur Springs, WV. (Official White House Photo by D. Myles Cullen)

PRESIDENT TRUMP VISITS WEST VIRGINIA | Tax Reform Is Paying Off For Workers and Businesses In West Virginia

THE INTER-MOUNTAIN (ELKINS, WEST VIRGINIA): Citizens Bank Gives Bonuses to Employees

"Citizens Bank of West Virginia issued a bonus of $1,000 to each of its 66 employees recently, joining a number of U.S. companies to pass along savings from the federal tax reform to its staff…. 'One of the best investments we can make is in our employees who are dedicated to making sure our customers have great banking experiences at Citizens,' said Nathaniel S. Bonnell, president and CEO. 'This $66,000 investment demonstrates our thanks and appreciation to our team for their tireless efforts and commitment to the bank.'"



WEST VIRGINIA METRONEWS: Pence Talks Tax Reform, Applauds Worldwide Equipment Announcement in White Sulphur Springs

"Before Pence took the stage, Worldwide Equipment CEO Terry Dotson made a highly anticipated announcement.… The company's roughly 1,100 employees across their 20 locations have received bonuses, a dealership will be constructed in Charleston, SC and upgrades are coming to their existing facilities. Dotson is confident these accomplishments are a result of the recently-passed tax reform plan."

WV NEWS: W.Va. State Auditor: Tax Cuts to Save State Employees Collective $50 Million per Year

"State employees in West Virginia are collectively expected to keep an additional $50 million annually, according to State Auditor John B. 'JB' McCuskey. McCuskey attributed this savings to the passage of the Tax Cuts and Jobs Act, which will provide state employees with a reduction in their tax withholding."



AROUND THE COUNTRY | Tax Reform Is Paying Off For Workers and Businesses

WASHINGTON EXAMINER: GOP Tax Overhaul Will Cut Taxes for Two-Thirds of Households this Year: Analysis

"The new tax law will directly cut the taxes of nearly two-thirds of households this year, according to a new analysis released Wednesday by the nonprofit Tax Policy Center. The think tank found the individual provisions of the law signed by President Trump in December will reduce taxes for 65 percent of households in 2018…"

MARKETWATCH: Crumbs? Bonuses Tied to Trump Tax Cuts Said to Boost U.S. Incomes by $30 Billion

"Democratic leader Nancy Pelosi said ordinary Americans would only get 'crumbs' from the Trump cuts. The federal agency that does the math says those crumbs amounted to as much as $30 billion in January. The Bureau of Economic Analysis raised its estimate of how much U.S. incomes rose in the first month of the year in response to widespread reports of businesses handing out onetime bonuses after the tax cuts became law."

THE ASSOCIATED PRESS: McCormick Offers Employee Bonuses on Tax Cut Benefit

"McCormick & Co. is the latest company to offer employees bonuses, citing sweeping tax reforms that slashed corporate tax rates. The spice-maker is offering $1,000 bonuses to eligible hourly employees and says it plans to 'accelerate' wage increases, though it did not provide details. The Sparks, Maryland company will also [use] the tax cut to make investments, pay debt and benefit shareholders."

MILWAUKEE JOURNAL SENTINEL: Lower Corporate Tax Rate Projected To Save Wisconsin Utility Customers More Than $275 Million

"Customers of Wisconsin utilities are projected to save more than $275 million from the new lower rate for federal corporate taxes, based on estimates compiled by the Citizens Utility Board of Wisconsin and the Wisconsin Industrial Energy Group…. Projected taxes are included as an expense when setting utility rates and the cost is passed onto customers."

ATLANTA BUSINESS CHRONICLE: Southwire to Pay Workers $9 Million in Bonuses, Benefits Thanks to Tax Reform

"Electrical wire giant Southwire said Monday it will pay out $9 million in bonuses and benefits to employees thanks to tax reform. Carrollton, Ga.-based Southwire Co. said full-time employees in the United States, not including executives

AMERICAN OVERSIGHT

and upper management, will each receive a $1,000 bonus and full-time employees outside of the U.S. will receive an equivalent supplement. Part-time employees will get $250 bonuses or an international equivalent. The majority of Southwire's nearly 7,500 employees will receive payments, the company said."

KENT COUNTY NEWS (CHESTERTOWN, MARYLAND): Tax Cuts Lead Dixon to Give Employee Bonuses

"Dixon Valve and Coupling Co. has announced that it is giving employees $1,000 bonuses thanks to the federal tax reform.... On March 14, Dixon announced a $1,000 bonus for each full-time American employee who had been with the company for a year 'as a direct result of the new tax law and reduced regulations'..."

WICHITA BUSINESS JOURNAL: Wichita Companies 'Reinvesting' In Employees through Tax Cut Bonuses

"Aldrich, president and CEO of Wichita Railway Services, provided his employees bonuses of $3,000 to $6,000 using funds that would have otherwise gone toward corporate income tax. The federal government's Tax Cuts and Jobs Act, signed into law in December, lowered tax rates for businesses and individuals."

SPRINGFIELD NEWS-LEADER (MISSOURI): Springfield Solar Company Hiring More Workers, Credits Trump's Tax Cut

"A Springfield solar company announced Monday it's adding 30 new jobs thanks to a corporate tax rate cut championed by President Donald Trump. According to a press release, Sun Solar employed about 100 people at the start of 2018, 17 percent of whom are U.S. military veterans."



SMALL BUSINESS | Tax Cuts Are Energizing American Employers of All Sizes

ENERGIZING AMERICAN BUSINESS: Optimism and plans for growth are soaring as businesses feel the benefits of President Donald J. Trump's tax cuts.

- Optimism among American manufacturers has reached unprecedented levels according to the most recent Outlook Survey from the National Association of Manufacturers (NAM).
    - Manufacturer optimism stood at 93.5 percent in the most recent survey, the second highest reading in the survey's history.

AMERICAN OVERSIGHT

    - Projected employment growth, new capital investments, and inventory increases all reached all-time highs in the survey.
    - According to the survey, manufacturers expect sales to grow over the next year at the second fastest pace on record.
    - Manufacturers anticipate wages will grow at the fastest pace in 17 years.
- Small businesses are worrying less about taxes and are investing more in their workers according to a National Federation of Independent Businesses (NFIB) survey from March 2018.
    - Taxes received the fewer votes as the number one problem facing small businesses for the first time since 1982.
    - The proportion of small businesses that reported raising their worker's compensation reached its highest level since 2000.
- A March 2018 survey of business executives by Ernst & Young, looking at how companies plan on using their tax savings found that:
    - 75 percent expect to expand manufacturing in the United States.
    - 89 percent plan to increase worker compensation.
    - 66 percent will likely pass on some of their tax savings to customers.
    - 69 percent expect to bring back more earnings to the U.S. from overseas than they would have otherwise.
- The Federal Reserve cited the Tax Cuts and Jobs Act as a key factor in increasing their economic projections for the United States over the next several years.

BENEFITING EMPLOYERS OF ALL SIZES: Businesses of all sizes are using their tax savings to invest in their hardworking employees.

- From small family businesses on up, American employers have been able to raise wages and increase benefits for their workers as a result of the Tax Cuts and Jobs Act.
    - More than 5.5 million hardworking taxpayers have received bonuses, pay raises, and increased benefits.
- Wichita Railway Services gave each of its five employees a tax cut bonus between $3,000 and $6,000.
- In March, Muncie Aviation Company gave its 55 full-time and 8 part-time employees a bonus due to its tax savings and 2017 business performance.
- Cox Enterprises has announced it will provide most of its nearly 60,000 employees with bonuses between $1,000 and $2,000 in April.
- McCormick & Company has announced it will provide $1,000 tax cut bonuses to eligible hourly employees in May.
- McDonald's Corporation announced it would invest $150 million in its education program which provides employees with opportunities to earn a high school diploma, college tuition assistance, and free education advising.

REVITALIZING THE ECONOMY: The Tax Cuts and Jobs Act is contributing to a healthy American economy under President Trump.

- United States gross domestic product (GDP) growth for the fourth quarter of 2017 was revised up to 2.9 percent, beating expectations.
- More than 2.5 million jobs have been added since President Trump took office.
    - 263,000 manufacturing jobs have been added.
    - 277,000 construction jobs have been added.
- The unemployment rate has remained at a 17-year low of 4.1 percent since October of last year.
- The number of Americans receiving unemployment insurance benefits has fallen to its lowest point since 1973.



"Any leader who says $1,000 in the pockets of working families is crumbs is out of touch with the American people."

Vice President Mike Pence

Please let us know if you have any questions.

Thanks,
Nic

--
Nicholas D. Pottebaum
Associate Director
White House Office of Intergovernmental Affairs

AMERICAN OVERSIGHT

Stephanie M. Klapstein

From: Jarad Van Wagoner <jarad.vanwagoner@rrpartners.com>
Sent: Tuesday, September 25, 2018 12:40 PM
To: Andrew Clinger
Subject: Tech Summit - Invitations and Invitee List
Attachments: Governors Tech Summit - Draft Invite List_RR_9.24.18.xlsx; Tech Summit_Attendee Invitation.docx; Tech Summit_Panel Invite.docx

Andrew

I've attached the updated invitations for the Tech Summit for your review and approval. One is for Panelists and one is for attendees.

I've also attached the invitee list. Proposed panelists or contacts for panelist are highlighted on the spreadsheet.

Please let me know if you want to make any changes to the invites. We can add or take people of the invitee list as well.

For now, we were thinking it would make sense for the invites to go out from the Governor's Office and we can have me as the contact for the RSVP. I'm working on a couple of email addresses that I will add into the invitee list and send back to you.

For Panasonic, we're waiting for the name of who will be on the panel. I'll highlight that name later for the invite.

I'll send you the updated run of show in a separate email with an update on the potential panelists.

Please let me know if you have any questions.

Thanks
Jarad

Jarad Van Wagoner
Director of International Business & Policy
900 South Pavilion Center Drive, Las Vegas, NV 89144
jarad.vanwagoner@rrpartners.com | rrpartners.com
D 702.318.4378 M 719.651.0709

AMERICAN OVERSIGHT

NV-DA-20-0615-A-006462

I am excited to announce the Nevada Governor's Tech Summit to be held at the Tesla Gigafactory on October 9th. As part of the Tech Summit, I will moderate a panel to discuss opportunities and challenges facing the adoption and development of new technologies. The panel will consist of leaders of some of Nevada's most innovative businesses and institutions. Leaders from Tesla, Blockchains-LLC, and others will participate in the panel.

Press is invited and the event will be livestreamed on Facebook.

Will you or a member of your executive leadership team participate in the panel?

Date: October 9th, 2018

Time:
Time:
Pre-Event Attractions
2:30 – 3:45pm
Tours: Come see the breathtaking Tesla Gigafactory to get a sense of the scope of the operation that currently is employing 12,000 Nevadans directly. Experience Tesla model vehicles.

Food Trucks: An entire new food economy has grown around the Gigafactory. Enjoy the fare of local vendors that feeds thousands

Tech Summit:
4:00 – 6:30pm
Tesla Gigafactory
Electric Avenue
Sparks NV 89434

Please RSVP to Jarad Van Wagoner at jarad.vanwagoner@rrpartners.com by September 26th.

AMERICAN OVERSIGHT

You are cordially invited to attend the Nevada Governor's Tech Summit to be held at the Tesla Gigafactory on October 9th. The Tech Summit will celebrate the accomplishments and future of the New Nevada in diversifying and expanding the economy through innovation in advanced manufacturing, digital and information services, and logistics and distribution.

The Summit will include a discussion between Governor Brian Sandoval and Elon Musk, the CEO of Tesla. A panel discussion with leaders of some of Nevada's most innovative companies will follow. The panel, moderated by Governor Sandoval, will discuss opportunities and challenges facing the adoption and development of new technologies in the Fourth Industrial Revolution.

This is your opportunity to mix and mingle with the leaders creating the New Nevada and moving it into the future! Press is invited and the event will be livestreamed on Facebook.

Date: October 9th, 2018

Time:
Pre-Event Attractions
2:30 – 3:45pm
Tours: Come see the breathtaking Tesla Gigafactory to get a sense of the scope of the operation that currently is employing 12,000 Nevadans directly. Experience Tesla model vehicles.

Food Trucks: An entire new food economy has grown around the Gigafactory. Enjoy the fare of local vendors that feeds thousands

Tech Summit:
4:00 – 6:30pm

Location:
Tesla Gigafactory
Electric Avenue
Sparks NV 89434

Please RSVP to Jarad Van Wagoner at jarad.vanwagoner@rrpartners.com by October 1st.

AMERICAN OVERSIGHT

Jurisdiction	Name
State Leg.	Sen. Aaron D. Ford
State Leg.	Sen. Michael Roberson
State Leg.	Asm. Jason Frierson
State Leg.	Sen. Heidi Gansert
State Leg.	Sen. Ben Kieckhefer
State Leg.	Sen. Julia Ratti
State Leg.	Sen. James Settelmeyer
State Leg.	Asm. Teresa Benitez-Thompson
State Leg.	Asm. Lisa Krasner
State Leg.	Asm-Elect Sarah Peters
State Leg.	Asm. Michael Sprinkle
State Leg.	Asm. Robin Titus
State Leg.	Asm. Jill Tolles
State Leg.	Asm. Jim Wheeler
Storey County	Manager Pat Whitten
Storey County	Austin Osborne
Storey County	Lance Gilman
Washoe County	Marsha Berkbigler
Washoe County	Bob Lucey
Washoe County	John Slaughter
Sparks	Geno Martini
Sparks	Mayor Ron Smith
Sparks	Steve Driscoll
Sparks	Charlene Bybee
Reno	Mayor Hillary Schieve
Reno	Rick Caldeira
Reno	Vice Mayor Neoma Jardon
Reno	Sabra Newby
Reno	David Bobzien
Fernley	Roy Edgington
Fallon	Mayor Tedford
RTC	Lee Gibson
RTC	David Jickling
EDAWN	Mike Kazmierski
EDAWN	Stan Thomas
EDAWN	Nancy McCormick
EDAWN	Doug Erwin

AMERICAN OVERSIGHT

Reno Chamber	Ann Silver
Reno Chamber	Taylor Russo
Clark County	Cmsr. Marilyn Kirkpatrick
Clark County	Cmsr. Marilyn Kirkpatrick [Ast]
LVCVA	Steve Hill
GOED	Paul Anderson
GOED	Derek Armstrong
GOED	Matt Moore
GOED	Brian Baluta
Reno-Tahoe Airport	Marily Mora
Renown Health	Dr. Tony Slonim
Northern Nevada Medical Center	Alan Olive
St. Mary's	Chris King
DOE	Steve Canavero
DOE	Greg Bortolin
NCET	Dave Archer
OWINN	Manny Lemarre
OSIT	Brian Mitchell
WCSD	Traci Davis
WCSD	David Lasic
WCSD	Kristen McNeill
WCSD	Katy Holland
CCSD	Kerry Larnerd
NSHE	Thom Reilly
NSHE	Nate Mackinnon
NSHE	Jason Geddes
NSHE	Frank Woodbeck
TMCC	Karin Hilgersom
TMCC	Kyle Dalpe
WNC	Vincent Solis
WNC	Scott Morrison
DRI	Kristen Averyt
DRI	Amelia Gulling
UNR	Marc Johnson
UNR	Mridul Gautam
UNR	Emmanuel Manos Maragakis
UNR	Indira Chatterjee
JAG	Rene Cantu
Sierra Nevada Journeys	Eaton Dunkelberger
JOIN	Denise Castle
Tesla	Kevin Kassekert

AMERICAN OVERSIGHT

Tesla	Sam Teller
Tesla	Reyna Ortiz
Tesla	JB Straubel
Tesla	Chris Lister
Tesla	Jens Peter Clausen
Tesla	Jerome Guillen
Tesla	Dave Arnold
Tesla	Erica Chen
Tesla	Gina Antonini
Tesla	Sophie Van Noppen
Tesla	Laura Woolford
Tesla	Rohan Patel
Tesla	Chris Reilly
Panasonic	Shawn Watanabe
Panasonic	Allan Swan
Panasonic	Kris Takamoto
Panasonic	Yoshihiko Yamada
Panasonic	Michael Fujisawa
Apple	Bryan Klein
Apple	Keri Fulton
Switch	Rob Roy
Switch	Adam Kramer
Switch	Kristi Overgaard
Switch	Alise Porto
Microsoft	Carey Serfontein (GM) David Taylor (Com
INTUIT	Brad Smith
TravelNevada	Dave Peterson
RSCVA	Phil Delon/ Jennifer Cunningham
Zulily	
Walmart	Amy Hill
Petsmart	
Intellisource	
Chewey	
Ardaugh	
Thrive	
Google	
Blockchains	Jeff Berns
Blockchains	David Berns
Blockchains	Elaina Duffy
Blockchains	Sarah Johns
Blockchains	Nicole Emmerich

AMERICAN OVERSIGHT

Reno Land Inc.	Chip Bowlby
Reno Land Inc.	Joel Grace
Reno Land Inc.	Paris Fruscione
Emerald City Dev	Randy Aleman
Crosby Properties	Harry Crosby
Dermody Properties	Michael Dermody
REC	Vince Griffith
REC	Britton Griffith
DETR	Don Soderberg
Manufacturing Association	Ray Bacon
BANN	Don Tatro
Nevada Builders Alliance	Aaron West
IGT	Robert Vincent
Q&D	Lance Semenko
Rowe Law	Russell Rowe
Abbi Agency	Abbi Whitaker
Abbi Agency	Ashley Brune
Abbi Agency	Connie Liu
Abbi Agency	Ty Whitakeer
Abbi Agency	Amanda
R&R Partners	Jarad Van Wagoner
R&R Partners	Vaitari Anderson
R&R Partners	Michon Martin
R&R Partners	Pete Ernaut
R&R Partners	Michelle Mader
R&R Partners	Amberlee Engle
R&R Partners	Lauren Simons
R&R Partners	Jeremiah Spencer
R&R Partners	Eric Vaughn
R&R Partners	Catherine Cole
R&R Partners	Matthew Driscoll
R&R Partners	Arnie DiGeorge

AMERICAN OVERSIGHT

Email	Comments
aaron.ford@sen.state.nv.us	Sen. Majority Leader
michael.roberson@sen.state.nv.us	Sen. Minority Leader
jason.frierson@asm.state.nv.us	Speaker of the Assembly
Heidi.Gansert@sen.state.nv.us	
Ben.Kieckhefer@sen.state.nv.us	Sen. Asst. Minority Leader
Julia.Ratti@sen.state.nv.us	
James.Settelmeyer@sen.state.nv.us	Giga in his district
Teresa.BenitezThompson@asm.state.nv.us	Asm. Majority Leader
Lisa.Krasner@asm.state.nv.us	
votesarahpeters@gmail.com	
Mike.Sprinkle@asm.state.nv.us	
Robin.Titus@asm.state.nv.us	
Jill.Tolles@asm.state.nv.us	
Jim.Wheeler@asm.state.nv.us	Asm. Minority Leader; Giga in his district
pwhitten@storeycounty.org	
aosborne@storeycounty.org	
lance@lancegilman.com	Vice-Chairman, Sales Lead for TRIC
mberkbigler@washoecounty.us	Chair of County Commission
blucey@washoecounty.us	Member, RTC
jslaughter@washoecounty.us	
gmartini@cityofsparks.us	Outgoing Mayor
rsmith@cityofsparks.us	Incoming Mayor and current Vice Mayor
sdriscoll@cityofsparks.us	City Manager
ctbybee@gmail.com	
schieveh@reno.gov	
CaldeiraR@reno.gov	
jardonn@reno.gov	
newbys@reno.gov	City Manager
bobziend@reno.gov	
redgington@CityofFernley.org	Mayor
rcluckey@fallonnevada.gov	Mayor
lgibson@rtcwashoe.com	
Djickling@rtcwashoe.com	
kazmierski@edawn.org	CEO
sthomas@edawn.org	EVP - Business Dev
mccormick@edawn.org	SVP - Business Retention, Workforce Dev
erwin@edawn.org	SVP - Entrepreneurial Dev

AMERICAN OVERSIGHT

asilver@thechambernv.org	CEO
trusso@thechambernv.org	Member Engagement
Marilyn@marilynkirkpatrick.com	Speaker during 2014 special session
Gina.Stroughter@ClarkCountyNV.gov	
SHill@lvcva.com	Past Director of GOED
Paul.anderson@diversifynevada.com	Present Director of GOED
darmstrong@diversifynevada.com	Deputy Director, GOED
Matthew.moore@diversifynevada.com	Deputy Director, GOED
bbaluta@diversifynevada.com	Communications Director, GOED
mmora@renoairport.com	President
aslonim@renown.org	CEO, Renown
Alan.Olive@uhsinc.com	CEO
Cking5@primehealthcare.com	Vice President
scanavero@doe.nv.gov	State Superintendent
gbortolin@doe.nv.gov	
Dave@ncet.org	President
mlamarre@gov.nv.gov	
blmitchell@gov.nv.gov	
TDavis@washoeschools.net	School District
DLasic@WashoeSchools.net	School District
KMcNeill@washoeschools.net	School District
Kathryn.Holland@WashoeSchools.net	School District
popek@nv.ccsd.net	School District
chancellor@nevada.edu	Chancellor
nmackinnon@nshe.nevada.edu	Vice Chancellor
JGeddes@WashoeSchools.net	Regent, Sustainbility Lead for WCSD
fwoodbeck@nshe.nevada.edu	
karin.hilgersom@gmail.com	President
kdalpe@tmcc.edu	Dean of Applied Sciences
vincent.solis@wnc.edu	President
scott.morrison@wnc.edu	VP Student Affairs
kristen.averyt@dri.edu	President
Amelia.Gulling@dri.edu	K-12 Education Lead
marc@unr.edu	President
mgautam@unr.edu	Vice President, Research & Innovation
maragaki@unr.edu	Dean, Engineering School
indira@unr.edu	Vice Dean, Engineering School
rcantu@jagnv.org	Executive Director
eatond@sierranevadajourneys.org	CEO
dcastle@join.org	Executive Director
kkassekert@tesla.com	

AMERICAN OVERSIGHT

steller@tesla.com	
reyna@tesla.com	
jb@tesla.com	Panelist
clister@tesla.com	
jpc@tesla.com	
jerome@tesla.com	
dwarnold@tesla.com	
echen@tesla.com	
gantonini@tesla.com	
svannoppen@tesla.com	
lwoolford@tesla.com	
rohpatel@tesla.com	
creilly@tesla.com	
Shawn.Watanabe@us.panasonic.com	
Allan.Swan@us.panasonic.com	
takamoto.yasuaki@jp.panasonic.com	
yoyamada@tesla.com	
chihiro.fujisawa@us.panasonic.com	
bryan_klein@apple.com	Reno Site Leader
keri_fulton@apple.com	Corporate Communications - Helping get a CEO/Panelist
adam@switch.com	SVP Strategy
ko@switch.com	CBO
alise@switch.com	Strategy PM
datayl@microsoft.com	General Manager
Brad_Smith@intuit.com_	CEO
dpeterson@travelnevada.com_	Interim Director
jcunningham@renotahoeusa.com pdelone@	President/ CEO Excutive Vice President
amy.hill@walmart.com	Sr. Director, Public Affairs
	CEO/Panelist
eduffy@blockchains.com	Director of Marketing
sjohns@blockchains.com	Director of PR
nemmerich@blockchains.com	marketing

AMERICAN OVERSIGHT

cbowlby@renolandinc.com	Developer
jgrace@renolandinc.com	Developer
pfruscione@renolandinc.com	Developer
randywaleman@gmail.com	Developer
hlcrosby3@gmail.com	
mdermody@dermody.com	Developer
vince@recnv.com	Reno Engineering
britton.rec@gmail.com	Reno Engineering
	Director
info@nvmanufacturers.org	
dont@thebuilders.com	ExecutiveDirector
aaron@nevadabuilders.org	CEO
Robert.Vincent@igt.com	Executive Vice President for Administrative
lsemenko@gdconstruction.com	President
russ@rowelawnv.com	
abbi@abbipr.com	PR and Communications
ashley@theabbiagency.com	
connie@theabbiagency.com	
ty@theabbiagency.com	
amanda@theabbiagency.com	
jarad.vanwagoner@rrpartners.com	
vaitari.anderson@rrpartners.com	
michon.marting@rrpartners.com	
pete.ernaut@rrpartners.com	
michelle.mader@rrpartners.com	
amberlee.engle@rrpartners.com	
lauren.simons@rrpartners.com	
jeremiah.spencer@rrpartners.com	
eric.vaughn@rrpartners.com	
catherine.cole@rrpartners.com	
matthew.driscoll@rrpartners.com	
arnie.digeorge@rrpartners.com	

AMERICAN OVERSIGHT

AMERICAN OVERSIGHT

AMERICAN OVERSIGHT

AMERICAN OVERSIGHT

AMERICAN OVERSIGHT

Stephanie M. Klapstein

From: Jarad Van Wagoner <jarad.vanwagoner@rrpartners.com>
Sent: Thursday, September 20, 2018 12:18 PM
To: Andrew Clinger
Subject: Tech Summit - Proclamation

Andrew

The proclamation for the summit would address two things:

1. Potential renaming of TRIC. We're in discussions with the tenants and developers to take the temperature on a few options. Waiting to see if we can get it done in time for the Tech Summit.
2. Announcement of founding of Blockchains City within TRIC.

I'm hoping we have an update on the possible renaming of TRIC next week.

On another note, I had a phone call with Tesla yesterday regarding invitations and media for the Tech Summit. They had invited Mary-Sarah and Brian Baluta to participate. I just wanted to make you aware that they are in the loop on some of the discussions regarding the invitations, media alerts/press release, and press invites.

We're finalizing the invitations this week. After that we can discuss how to have the Governor's office send them out and how to process RSVPs. I'm going to suggest that Tesla, as the host location, help with the RSVPs.

Please let me know if you have any questions.

Thanks
Jarad

Jarad Van Wagoner
Director of International Business & Policy
900 South Pavilion Center Drive, Las Vegas, NV 89144
jarad.vanwagoner@rrpartners.com | rrpartners.com
D 702.318.4378 M 719.651.0709

AMERICAN OVERSIGHT

Stephanie M. Klapstein

From: Jarad Van Wagoner <jarad.vanwagoner@rrpartners.com>
Sent: Friday, October 05, 2018 1:52 PM
To: Andrew Clinger; Christina Davis
Subject: Tech Summit - Updated Documents
Attachments: Tech Summit_Draft Governor's Itinerary.docx; Draft_Governor Opening Remarks_Tech Summit.docx; Tech Summit_MC Script_Paul Anderson.docx; Tech Summit - Draft Panel Script.docx; TRIC Innovation Park_BC proclamation draft.docx

Andrew and Christina

I've attached updated documents for the Governor to review, change, and/or approve. It includes the following documents:

1. Tech Summit Draft Itinerary
2. Draft of Governor's Opening Remarks
3. Draft Script for Master of Ceremonies – Paul Anderson
4. Draft Script for Panel Discussion
    a. This likely will continue to change as the panelists revise and finalize their questions.
    b. ***Please let me know if the Governor would like to change anything.***
5. Draft Proclamation Renaming TRIC to Innovation Park
    a. ***Will you please let me know as soon as you are able if the Governor approves the proclamation?***

I'm still waiting on the dialogue from Tesla for the conversation between the Governor and Elon. Also, I've asked for bios for each of the panelists to send to the Governor.

One more question from Tesla:

- ***EDAWN would like to present Elon Musk with a special coin at the end of his discussion with the Governor. Is the Governor okay with the presentation being made while is on the stage? It should only take 1 to 2 minutes.***

Please let me know if there are any questions.

Thank you for all of your help!
Jarad

Jarad Van Wagoner
Director of International Business & Policy
900 South Pavilion Center Drive, Las Vegas, NV 89144
jarad.vanwagoner@rrpartners.com | rrpartners.com
D 702.318.4378 M 719.651.0709

AMERICAN OVERSIGHT

NV-DA-20-0615-A-006478

A PROCLAMATION DESIGNATING THE TAHOE-RENO INDUSTRIAL CENTER "INNOVATION PARK"

Whereas, the State of Nevada has always welcomed visionaries ready to apply hard work and creativity to solve the toughest challenges; and

Whereas, this administration has endeavored to make the State of Nevada the physical center and most conducive home for individuals and companies on the leading edge of their respective industries; and

Whereas, the Tahoe-Reno Industrial Center has quickly become an important center for some of the world's most inventive and creative companies such as Tesla, Google, Switch, and Panasonic; and

Whereas, Tesla, Google, Switch, and Panasonic are utilizing cutting edge technology and processes to change and improve the world and drive economic growth, locally and globally; and

Whereas, Nevada is now home to Blockchains, LLC, a company focused on using blockchain technology to change the world with a technology that has near limitless potential to provide solutions to the world's most complex challenges; and

Whereas, today over 100 different companies use the Tahoe-Reno Industrial Center to power their business success; and

Whereas, the world is in need of a welcoming center of interaction, collaboration and incubation for additional innovators and ideas, such as energy, transporation, blockchain technology, data management, and advanced manufacturing; and

Whereas, this administration has endeavored to make the State of Nevada the physical center and most conducive home to the greatest innovators, including those embarking on the cutting edge technological change and revolution; and

Whereas, as Governor I am proud that Nevada has become home to this array of innovators and recognize the key place the Tahoe-Reno Industrial Center occupies in creating business success, and know that it will continue to power excellence as it grows and develops.

Now, Therefore, I, Brian Sandoval, Governor of the State of Nevada do hereby designate the Tahoe-Reno Industrial Center as "Innovation Park" to honor the talented and hard-working minds who are helping to power Nevada's economy of tomorrow.

AMERICAN OVERSIGHT

PAUL ANDERSON:
LADIES AND GENTLEMEN, IT IS MY PLEASURE TO WELCOME YOU TO THE GOVERNOR'S TECH SUMMIT. I AM PAUL ANDERSON, THE EXECUTIVE DIRECTOR OF THE GOVERNOR'S OFFICE OF ECONOMIC DEVELOPMENT. ON BEHALF OF GOVERNOR BRIAN SANDOVAL, THANK YOU FOR BEING HERE THIS AFTERNOON. WE ALSO EXPRESS OUR DEEP GRATITUDE TO TESLA AND THE TEAM AT GIGAFACTORY ONE FOR HOSTING THIS EVENT IN THEIR AMAZING FACILITY.

THIS IS A DYNAMIC AND EXCITING TIME IN NEVADA AS OUR ECONOMY CONTINUES TO GROW AND DIVERSIFY. THE GIGAFACTORY REPRESENTS THIS GROWTH AND THE EFFORTS OF GOVERNOR SANDOVAL TO WORK WITH THOUGHT AND INNOVATION LEADERS SUCH AS ELON MUSK TO CHANGE THE WORLD. *(PERHAPS ADD SOME STATISTICS OF THE ECONOMIC IMPACT OF TESLA: NUMBER OF JOBS CREATED, THEIR PERFORMANCE).*

ALONG WITH TESLA, WE ARE HAPPY TO WELCOME THEIR PARTNER HERE AT THE GIGAFACTORY, PANASONIC, AND TO WELCOME BLOCKCHAINS, LLC. WE LOOK FORWARD TO HEARING FROM THEM LATER DURING THE PROGRAM.

GOVERNOR BRIAN SANDOVAL WAS ELECTED GOVERNOR OF THE GREAT STATE OF NEVADA ALMOST EIGHT YEARS AGO. GOVERNOR SANDOVAL IS A DEDICATED PUBLIC SERVANT – HE WAS SERVED IN THE NEVADA STATE LEGISLATURE, HE WAS APPOINTED AS THE YOUNGEST CHAIRMAN OF THE GAMING COMMISSION OF NEVADA, HE SERVED AS THE NEVADA STATE ATTORNEY GENERAL, AND HE WAS APPOINTED BY PRESIDENT GEORGE W. BUSH AS A JUDGE OF THE UNITED STATES DISTRICT COURT OF THE DISTRICT OF NEVADA, A LIFELONG APPOINTMENT. GOVERNOR SANDOVAL LEFT THE FEDERAL BENCH IN ORDER TO RUN FOR THE OFFICE OF GOVERNOR OF NEVADA IN 2010. HE WON THE ELECTION AND ASSUMED OFFICE IN 2011 AND WAS REELECTED FOR A SECOND TERM IN 2014.

GOVERNOR SANDOVAL HAS MADE ECONOMIC DEVELOPMENT AND INNOVATION CORNERSTONES OF HIS ADMINISTRATION. IT IS MY PLEASURE TO WELCOME TO THE STAGE GOVERNOR BRIAN SANDOVAL.

GOVERNOR SANDOVAL WALKS ON STAGE, GREETS PAUL, AND TAKES THE PODIUM TO MAKE REMARKS.

GOVERNOR SANDOVLA MAKES REMARKS AND FINISHES. HE STEPS BACK AND PAUL STEPS BACK TO THE PODIUM. GOVERNOR SANDOVAL WILL WAIT FOR PAUL TO INTRODUCE ELON MUSK AND TO GREET HIM ON STAGE.

PAUL ANDERSON:
THANK YOU, GOVERNOR SANDOVAL. WE WILL NOW HAVE THE OPPORTUNITY TO WELCOME TO THE STAGE THE CEO OF TESLA, ELON MUSK.

AMERICAN OVERSIGHT

ELON COMES TO STAGE, SHAKES HANDS WITH GOVERNOR SANDOVAL. THEY SIT DOWN ACROSS FROM EACH OTHER AND BEGIN DISCUSSION.

WHEN THEIR DISCUSSION ENDS, PAUL RETURNS TO PODIUM. (ELON MAY STAY ON THE STAGE FOR A PICTURE WITH THE OTHER PANELISTS; OR HE MAY DEPART THE STAGE.). GOVERNOR WILL REMAIN ON STAGE TO AWAIT THE OTHER PANELISTS.

SEATS WILL BE REARRANGED BY CREW TO PLACE FOUR CHAIRS FOR THE PANEL DISCUSSION.

PAUL ANDERSON:
GOVERNOR SANDOVAL AND ELON, THANK YOU FOR YOUR INSIGHTS INTO THE TESLA-NEVADA STORY AND THE IMPACT OF TESLA ON THE STATE. WE NOW HAVE THE OPPORTUNITY TO LISTEN AS GOVERNRO SANDOVAL MODERATES A PANEL FOCUSED ON OPPORTUNITIES AND CHALLENGES FACING THREE OF OUR INNOVATIVE AND DYNAMIC COMPANIES – TESLA, BLOCKCHAINS, LLC, AND PANASONIC

THE GOVERNOR WILL BE JOINED ON THE PANEL BY THE CHIEF TECHNICAL OFFICER FOR TESLA, JB STRAUBEL; THE CHIEF EXECUTIVE OFFICER OF BLOCKCHAINS, LLC, JEFFREY BERNS; AND PANASONIC'S DIRECTOR OF TESLA ENERGY BUSINESS DIVISION, SHAWN WATANABE.

THE PANELISTS WILL COME TO THE STAGE AND TAKE THEIR SEATS. GOVERNOR SANDOVAL WILL FOLLOW THE SCRIPT OF QUESTIONS.

GOVERNOR WILL CLOSE THE SUMMIT IN HIS REMARKS FROM THE PANEL.

AMERICAN OVERSIGHT

GOVERNOR'S TECH SUMMIT - ITINERARY
TESLA'S GIGAFACTORY 1
OCTOBER 9TH, 2018

Time	Event/Description	Venue
2:00 – 3:45PM	Other Attendees Arrive **Expecting 40 to 50 attendees.* - Check in - Tours of Gigafactory and Panasonic manufacturing - Refreshments in Lobby	Tesla's Gigafactory 1 Electric Avenue Sparks NV 89434
3:45PM	Governor Arrive at Tesla's Gigfactory 1	Tesla's Gigafactory 1 Electric Avenue Sparks NV 89434
3:45PM	Governor enters Green Room - Meet and greet other panelists	Green Room
3:55PM	Governor transitions to just offstage in Tesla Lobby	Lobby Tesla's Gigafactory 1
4:00PM	Tech Summit Begins Welcome Remarks: Paul Anderson, GOED - Welcoming Remarks - Introduces Governor Sandoval	Lobby Tesla's Gigafactory 1
4:05-4:15PM	Opening Remarks: Governor Sandoval - Decision to run in the face of economic crisis - Status of Nevada's economy at the depths of the recession - Steps taken to make changes - Highlight wins - Current status of Nevada's economy at the end of two terms. - ***Proclamation – Rename TRIC to Innovation Park.***	Lobby Tesla's Gigafactory 1
4:15 – 4:20PM	Transition to Discussion Between Governor Brian Sandoval and Elon Musk Paul Anderson: Brief Intro of Elon Musk and the impact of the Tesla Gigafactory on the Nevada economy ***Stage is preset with podium on one side and two chairs in the middle.***	Lobby Tesla's Gigafactory 1

AMERICAN OVERSIGHT

GOVERNOR'S TECH SUMMIT - ITINERARY
TESLA'S GIGAFACTORY 1
OCTOBER 9TH, 2018

4:20 – 4:35PM	Discussion: Why Tesla chose Nevada for the Gigafactory? - Governor Brian Sandoval - Elon Musk, CEO, Tesla **Tesla is scripting a discussion around the story of how the decision was made to put the Gigafactory 1 in northern Nevada. Here are the likely topics:* -why did Tesla pick Nevada for Gigafactory -what does Gigafactory do for Tesla -how has Tesla contributed to the community	Lobby Tesla's Gigafactory 1
4:35 – 4:40PM	Transition to Panel Discussion Paul Anderson: Brief intro of panel members and their companies Stage is switched to four, chairs with Governor Sandoval off to one side.	Lobby Tesla's Gigafactory 1
4:40 – 5:15PM	Tech Summit: Panel Discussion - Governor Brian Sandoval, Moderator - JB Straubel, CTO, Tesla - Jeffrey Berns, CEO, Blockchains, LLC - Shawn Watanabe, Director of Tesla Energy Business Division, Panasonic Questions & Answers Closing remarks by Governor Sandoval (2-3 minutes) **See separate document for panel script with questions. As of now the plan is to ask each panel member two to three questions.* **Jeffrey Berns will show a short 1-2 minute video as part of the answer to one of his questions. This will be to announce their upcoming event at DevCon4 in Prague later in October.* **Shawn Watanabe will have a translator to help with the Japanese/English. This will slow down questions and answers a bit.*	Lobby Tesla's Gigafactory 1
5:15 – 5:30PM	Company Announcement - There may be an announcement by Tesla regarding a transportation/carpool initiative.	Lobby Tesla's Gigafactory 1

AMERICAN OVERSIGHT

GOVERNOR'S TECH SUMMIT - ITINERARY
TESLA'S GIGAFACTORY 1
OCTOBER 9TH, 2018

5:30PM	Tech Summit Ends	
5:30 – 5:45PM	Governor Sandoval available to press for questions/away from podium.	
5:45PM	Governor Sandoval departs Gigafactory	

AMERICAN OVERSIGHT

GOVERNOR SANDOVAL:

GENTLEMAN, THANK YOU FOR YOUR WILLINGNESS TO PARTICIPATE IN TODAY'S PANEL DISCUSSION. I KNOW EACH OF YOU ARE BUSY MAKING GREAT THINGS HAPPEN AT YOUR RESPECTIVE COMPANIES. I'D LIKE TO TAKE THIS OPPORTUNITY TO ASK EACH OF YOU TWO OR THREE QUESTIONS REGARDING YOUR SUCCESSES AND FUTURE PLANS, OPPORTUNITIES, AND CHALLENGES.

JB, WE'LL START WITH YOU. THANK YOU AGAIN FOR HOSTING US AT THIS AMAZING, GROWING FACILITY. EVERYWHERE I TRAVEL, I'M ASKED ABOUT HOW WE GOT THE TESLA FACTORY IN NEVADA. I LOVE TO SHARE THE STORY. I ALSO LIKE TO TALK ABOUT THE CLOSE PARTNERSHIP BETWEEN TESLA AND THE STATE OF NEVADA ON WORKFORCE DEVELOPMENT. ***WHAT HAS BEEN DONE TO MEET YOUR NEEDS WITH THE TRAINING AND EDUCATION OF YOUR WORKFORCE?***

JB STRAUBEL:

3-5 MINUTE ANSWER.

GOVERNOR SANDOVAL:

THANK YOU, JB.

JEFF, IT'S EXCITING TO HAVE YOU ON THE PANEL. WITH YOUR RECENT LARGE LAND PURCHASE – 69,000 ACRES! - NEVADA AND THE WORLD IS EXCITED TO LEARN MORE ABOUT YOUR PLANS. YOU HAVE A SHORT VIDEO FOR US TO WATCH.

(*VIDEO ROLLS)*

JEFF, WILL YOU PLEASE EXPLAIN WHAT WE JUST SAW AND HOW DO YOU PLAN TO CHANGE THE WORLD?

JEFFREY BERNS:

THANK YOU, GOVERNOR SANDOVAL….

AMERICAN OVERSIGHT

GOVERNOR SANDOVAL:

THAT'S EXCITING NEWS, JEFFREY. I LOOK FORWARD TO LEARNING MORE.

SHAWN, IT IS WONDERFUL TO HAVE PANASONIC IN NEVADA PARTNERING WITH TESLA IN THE MANUFACTURING OF CYLINDRICAL LITHIUM-ION CELLS. **RELATED TO THE QUESTION THAT I ASKED JB, WHAT IS YOUR CHALLENGE IN FINDING TALENT IN NORTHERN NEVADA?**

MR. WATANABE:

ANSWER

GOVERNOR SANDOVAL:

THANK YOU, SHAWN. ONE MORE QUESTION FOR YOU. **WHAT INFRASTRUCTURE IS NEEDED TO ALLOW PANASONIC TO CONTINUE TO EXCEL IN ITS OPERATIONS?**

MR. WATANABE:

ANSWER

GOVERNOR SANDOVAL:

THANK YOU. I LOOK FORWARD TO SEEING THE IMPROVEMENTS MADE AND THEIR IMPACT.

JEFF, YOUR BACKGROUND IS IN CONSUMER PROTECTION. IN FACT, YOU LED TWENTY LAWFIRMS IN THE ONLY SUCCESSFUL LAWSUIT AGAINST BIG BANKS FOR THEIR PREDATORY LENDING WHICH LED TO THE HOUSING COLLAPSE. AS I MENTIONED IN MY COMMENTS EARLIER, NEVADA WAS EXTREMELY HARD HIT BY THE HOUSING COLLPASE. **WILL YOU PLEAES EXPLAIN TO EVERYONE WHY YOU WENT FROM LAW INTO BLOCKCHAIN TECHNOLOGY?**

JEFFREY BERNS:

ANSWER

GOVERNOR SANDOVAL:

AMERICAN OVERSIGHT

I WILL BE WATCHING CLOSELY AS THE USE OF BLOCKCHAIN TECHNOLOGY CONTINUES TO DEVELOP AND SPREAD.

JB, AS PRODUCTION AND OPERATIONS GROW AT GIGAFACTORY ONE, YOU WILL REQUIRE MORE ENERGY AND MORE RESOURCES. I KNOW THAT SUSTAINABILITY IS IMPORTANT TO TESLA. ***HOW DOES TESLA PLAN TO CONTINUE TO MEET IT'S SUSTAINABILITY GOALS?***

JB STRAUBEL:

ANSWER

GOVERNOR SANDOVAL:

THANK YOU. ONE LAST QUESTION FOR EACH OF YOU. ***IN TWO OR THREE SENTENCES WHAT DO YOU THINK IS THE MOST EXCITING CHALLENGE OR OPPORTUNITY THAT WILL BE ADDRESSED BY NEW TECHNOLOGY THAT IS ALREADY BEING DEVELOPED?***

MR. WATANABE:

ANSWER

JEFFREYREY BERNS:

ANSWER

JB STRAUBEL:

ANSWER

GOVERNOR SANDOVAL:

JB, JEFF, AND SHAWN – THANK YOU FOR YOUR TIME TODAY AND YOUR WONDERFUL INSIGHTS. THANK YOU FOR YOU WILLINGNESS TO DO BUSINESS IN NEVADA AND FOR YOUR GLOBAL OUTLOOK IN THE WAY YOU APPROACH THE MARKET. YOU ARE THE NEW NEVADA!

AMERICAN OVERSIGHT

LADIES AND GENTLEMEN, THANK YOU FOR BEING HERE TODAY. EACH OF YOU ARE DIRECT PARTICIPANTS IN THIS EFFORT TO CREATE THE NEW NEVADA, WHILE PRESERVING THE BEST OF WHAT CAME BEFORE. IT'S AN HONOR AND PLEASURE TO WORK WITH YOU.

THANK YOU! AND GOD BLESS!

AMERICAN OVERSIGHT

THANK YOU, PAUL FOR THE KIND INTRODUCTION.

LADIES AND GENTLEMEN, IT IS AN HONOR TO BE HERE AT TESLA'S GIGAFACTORY ONE. TO CELEBRATE THE ACHIEVEMENTS OF THE PAST EIGHT YEARS. IT IS EQUALLY EXCITING TO LOOK TO WHAT THE FUTURE WILL BRING. THIS TECH SUMMIT IS AN OPPORTUNITY FOR US TO DO JUST THAT – CELEBRATE WHAT WE HAVE ACCOMPLISHED WITH AN EYE FOCUSED ON THE FUTURE – THE FUTURE THAT WILL BE CREATED AND DRIVEN BY THE DEMAND FOR NEW TECHNOLOGIES THAT WILL DRIVE JOB GROWTH AND IMPROVE THE LIVES OF NEVADANS.

EIGHT YEARS AGO, AT THIS TIME, I WAS IN THE FINAL MONTH OF MY CAMPAIGN FOR THE OFFICE OF GOVERNOR. FRIENDS AND COLLEAGUES ASKED ME WHY I WOULD EVER CONSIDER LEAVING A LIFETIME APPOINTMENT ON THE FEDERAL BENCH TO RUN FOR OFFICE IN THE MIDDLE OF A DESTRUCTIVE RECESSION. NEVADA WAS THE HARDEST HIT STATE. IN 2011, THE UNEMPLOYMENT RATE IN NEVADA SPIKED AT OVER 14%. NEVADA LOST OVER 175,000 JOBS. WE LED THE NATION IN HOME FORECLOSURES. I DECIDED TO RUN BECAUSE I LOVE NEVADA AND KNEW WE COULD DO BETTER.

UPON TAKING OFFICE, HARD DECISIONS HAD BE MADE, BUT AT THE SAME TIME WE HAD TO LOOK TO THE FUTURE. WE HAD TO SET A NEW PATH; I KNEW WE NEEDED TO DIVERSIFY OUR ECONOMY. TRADITIONALLY, OUR ECONOMY WAS DRIVEN BY MINING AND GAMING AND HOSPITALITY. THOSE HAD TO REMAIN A VITAL PART OF THE ECONOMY GOING FORWARD, BUT WE HAD TO EXPAND BEYOND THAT.

AMERICAN OVERSIGHT

AS GOVERNOR, I CREATED THE GOVERNOR'S OFFICE OF ECONOMIC DEVELOPMENT. PREVIOUSLY, THE RESPONSIBILITY WAS WITH THE LIEUTENANT GOVERNOR. BUT WE HAD TO ELEVATE THE FOCUS ON ECONOMIC DEVELOPMENT – IT BECAME ONE OF MY TOP PRIORITIES. I BROUGHT IN GREAT TALENT TO RUN THE GOVERNOR'S OFFICE OF ECONOMIC DEVELOPMENT – STEVE HILL, WHO NOW HEADS THE LAS VEGAS CONVENTION AND VISITORS AUTHORITY, AND NOW PAUL ANDERSON. WE FOCUSED ON IDENTIFYING SECTORS THAT COULD GROW AND STRENGTHEN THE ECONOMY AND CREATE NEW JOBS. THESE SECTORS INCLUDED DRONE TECHNOLOGY, WATER TECHNOLOGY, AUTOMOUS VEHICLES, AND OTHERS. WE PASSED LEGISLATION TO GOVERN THE TESTING AND USE OF THESE TECHNOLOGIES IN NEVADA IN AN EFFORT TO ATTRACT BUSINESSES AND ENTREPRENEURS. WE CREATED WATERSTART, A WATER TECHNOLOGY CENTER OF EXCELLENCE. NEVADA WAS SELECTED AS ONE OF SIX NATIONAL TEST SITES FOR UNMANNED AERIAL PLATFORMS. WE CREATED THE NEVADA INSTITUTE OF AUTONOMOUS SYSTEMS TO DRIVE GROWTH IN THE DRONE SECTOR.

WORKING WITH THE STATE LEGISLATURE WE ESTABLISHED BUSINESS INCENTIVES TO ATTRACT NEW BUSINESSES. I TRAVELED GLOBALLY TO PROMOTE NEVADA. IN OUR EFFORT TO DIVERSIFY, WE PURSUED NEW OPTIONS THAT MIGHT HAVE SEEMED OUT OF OUR REACH PREVIOUSLY. THE DECISION BY TESLA TO BUILD THE GIGAFACTORY IN NORTHERN NEVADA WAS A MAJOR WIN THAT HAS HAD FAR REACHING RESULTS. IT HAS CAUSED OTHER BUSINESS LEADERS TO ASK: WHY NEVADA?

AMERICAN OVERSIGHT

IN OUR EFFORTS TO DIVERSIFY THE ECONOMY, TO PURSUE JOBS THAT REQUIRED GREATER TECHNICAL SKILLS, AND WITH THE COMING OF TESLA, WE KNEW WE HAD TO FOCUS ON IMPROVING OUR EDUCATION AT ALL LEVELS. IN 2015 WE PASSED SWEEPING CHANGES TO EDUCATION THAT INCLUDED AN INVESTMENT OF $343 MILLION TO PREPARE STUDENTS TO MEET THE NEEDS OF THE NEW NEVADA ECONOMY. I'VE PUSHED FOR ADDITIONAL INVESTMENTS IN HIGHER EDUCATION. HAND-IN-HAND WITH PRIMARY AND HIGHER EDUCATION, I HAVE FOCUSED ON THE NEED FOR COMPREHENSIVE WORKFORCE DEVELOPMENT TO PREPARE OUR NEVADANS FOR JOBS LIKE THOSE AT THE GIGAFACTORY. IN FACT, WE HAVE WORKED DIRECTLY WITH TESLA, PANASONIC, AND OTHER GREAT EMPLOYERS TO MAKE SURE THAT THE STATE IS FOCUSED ON PROVIDING EDUCATION AND TRAINING TO MEET THEIR NEEDS. I CREATED THE GOVERNOR'S OFFICE OF WORKFORCE INNOVATION TO WORK WITH OUR EMPLOYERS AND EDUCATORS TO PREPARE NEVADANS FOR THE NEW NEVADA.

ACROSS THE STATE, OUR EFFORTS ARE PAYING OFF. WE HAVE REPLACED ALL OF THE JOBS THAT WERE LOST AND ADDED MANY MORE. AS OF AUGUST 2018, THE UNEMPLOYMENT RATE FOR NEVADA IS 4.5%. WE ARE IN THE TOP 5 STATES FOR THE BEST BUSINESS CLIMATES. IN SOUTHERN NEVADA, WE HAVE SEEN MORE ADVANCED MANUFACTURERS MOVING IN AND EXPANDING, THE RAIDERS WILL CALL LAS VEGAS HOME IN A NEW STADIUM. HERE IN NORTHERN NEVADA, WE HAVE SEEN COMPANIES LIKE GOOGLE, APPLE, WAL-MART AND OTHERS MOVE IN. TODAY IT'S EXCITING TO WELCOME BLOCKCHAINS, LLC TO THIS COMMUNITY OF CUTTING-EDGE BUSINESSES, INDUSTRY AND WORLD LEADERS. BLOCKCHAINS MADE WAVES BY PURCHASING OVER 60,000 ACRES OF LAND HERE AT TRIC.

AMERICAN OVERSIGHT

TOGETHER THE COMPANIES HERE ARE DEVELOPING AND UTILIZING EXCITING NEW TECHNOLOGIES THAT WILL DRIVE GROWTH AND IMPROVE LIVES ACROSS THE GLOBE.

IT IS THE DEMAND, THE NEED AND THE DEVELOPMENT FOR NEW TECHNOLOGIES THAT HAS BROUGHT US TOGETHER TODAY FOR THIS TECH SUMMIT. I LOOK FORWARD TO OUR DISCUSSIONS TODAY, TO REVIEW HOW WE GOT HEAR, BUT EVEN MORE IMPORTANTLY TO LOOK AHEAD.

AMERICAN OVERSIGHT

Stephanie M. Klapstein

From: Jarad Van Wagoner <jarad.vanwagoner@rrpartners.com>
Sent: Tuesday, October 09, 2018 7:57 AM
To: Andrew Clinger; Christina Davis
Subject: Tech Summit - Updated Itinerary
Attachments: Tech Summit_Draft Governor's Itinerary.docx

Andrew and Christina

Here's the itinerary for today with one minor update. Mike Kazmierski of EDAWN will present a coin to Elon Musk after the discussion with the Governor. Paul will invite Mike up to make the presentation.

Thanks
Jarad

Jarad Van Wagoner
Director of International Business & Policy
900 South Pavilion Center Drive, Las Vegas, NV 89144
jarad.vanwagoner@rrpartners.com | rrpartners.com
D 702.318.4378 **M** 719.651.0709

AMERICAN OVERSIGHT

GOVERNOR'S TECH SUMMIT - ITINERARY
TESLA'S GIGAFACTORY 1
OCTOBER 9TH, 2018

Time	Event/Description	Venue
2:00 – 3:45PM	Other Attendees Arrive **Expecting 40 to 50 attendees.* - Check in - Tours of Gigafactory and Panasonic manufacturing - Refreshments in Lobby	Tesla's Gigafactory 1 Electric Avenue Sparks NV 89434
3:45PM	Governor Arrive at Tesla's Gigfactory 1	Tesla's Gigafactory 1 Electric Avenue Sparks NV 89434
3:45PM	Governor enters Green Room - Meet and greet other panelists	Green Room
3:55PM	Governor transitions to just offstage in Tesla Lobby	Lobby Tesla's Gigafactory 1
4:00PM	Tech Summit Begins Welcome Remarks: Paul Anderson, GOED - Welcoming Remarks - Introduces Governor Sandoval	Lobby Tesla's Gigafactory 1
4:05-4:15PM	Opening Remarks: Governor Sandoval - Decision to run in the face of economic crisis - Status of Nevada's economy at the depths of the recession - Steps taken to make changes - Highlight wins - Current status of Nevada's economy at the end of two terms. - ***Proclamation – Rename TRIC to Innovation Park.***	Lobby Tesla's Gigafactory 1
4:15 – 4:20PM	Transition to Discussion Between Governor Brian Sandoval and Elon Musk Paul Anderson: Brief Intro of Elon Musk and the impact of the Tesla Gigafactory on the Nevada economy ***Stage is preset with podium on one side and two chairs in the middle.***	Lobby Tesla's Gigafactory 1

AMERICAN OVERSIGHT

GOVERNOR'S TECH SUMMIT - ITINERARY
TESLA'S GIGAFACTORY 1
OCTOBER 9TH, 2018

4:20 – 4:35PM	Discussion: Why Tesla chose Nevada for the Gigafactory? - Governor Brian Sandoval - Elon Musk, CEO, Tesla **Tesla is scripting a discussion around the story of how the decision was made to put the Gigafactory 1 in northern Nevada. Here are the likely topics:* -why did Tesla pick Nevada for Gigafactory -what does Gigafactory do for Tesla -how has Tesla contributed to the community ****Mike Kazmierski of EDAWN will present a coin to Elon at the end of the discussion with the Governor on the stage. Paul Anderson will invite Mike to the stage. Should take about 2 minutes.***	Lobby Tesla's Gigafactory 1
4:35 – 4:40PM	Transition to Panel Discussion Paul Anderson: Brief intro of panel members and their companies Stage is switched to four, chairs with Governor Sandoval off to one side.	Lobby Tesla's Gigafactory 1
4:40 – 5:15PM	Tech Summit: Panel Discussion - Governor Brian Sandoval, Moderator - JB Straubel, CTO, Tesla - Jeffrey Berns, CEO, Blockchains, LLC - Shawn Watanabe, Director of Tesla Energy Business Division, Panasonic Questions & Answers Closing remarks by Governor Sandoval (2-3 minutes) **See separate document for panel script with questions. As of now the plan is to ask each panel member two to three questions.* **Jeffrey Berns will show a short 1-2 minute video as part of the answer to one of his questions. This will be to announce their upcoming event at DevCon4 in Prague later in October.*	Lobby Tesla's Gigafactory 1

AMERICAN OVERSIGHT

GOVERNOR'S TECH SUMMIT - ITINERARY
TESLA'S GIGAFACTORY 1
OCTOBER 9TH, 2018

	**Shawn Watanabe will have a translator to help with the Japanese/English. This will slow down questions and answers a bit.*	
5:15 – 5:30PM	Company Announcement - There may be an announcement by Tesla regarding a transportation/carpool initiative.	Lobby Tesla's Gigafactory 1
5:30PM	Tech Summit Ends	
5:30 – 5:45PM	Governor Sandoval available to press for questions/away from podium.	
5:45PM	Governor Sandoval departs Gigafactory	

AMERICAN OVERSIGHT

Stephanie M. Klapstein

From: Pottebaum, Nic D. EOP/WHO <Nicholas.D.Pottebaum@who.eop.gov>
Sent: Tuesday, December 18, 2018 6:06 AM
Cc: Hoelscher, Douglas L. EOP/WHO
Subject: Texas v. Azar - Fact Sheet
Attachments: TX v Azar Factsheet_Final.pdf; ATT00001.htm

Governor's Senior Staff,

Attached is a fact sheet from the White House on *Texas V. Azar.*

Here is a statement from White House Press Secretary Sarah Sanders:

> "Obamacare has been struck down by a highly respected judge. The judge's decision vindicates President Trump's position that Obamacare is unconstitutional. Once again, the President calls on Congress to replace Obamacare and act to protect people with preexisting conditions and provide Americans with quality affordable healthcare. We expect this ruling will be appealed to the Supreme Court. Pending the appeal process, the law remains in place."

Here is a statement from the Department of Health and Human Services:

> "The recent U.S. District Court decision regarding the Affordable Care Act is not an injunction that halts the enforcement of the law and not a final judgment. Therefore, HHS will continue administering and enforcing all aspects of the ACA as it had before the court issued its decision. This decision does not require that HHS make any changes to any of the ACA programs it administers or its enforcement of any portion of the ACA at this time. As always, the Trump Administration stands ready to work with Congress on policy solutions that will deliver more insurance choices, better healthcare, and lower costs while continuing to protect individuals with pre-existing conditions."

Please let me know if you have any questions.

Thanks,
Nic

--
Nicholas D. Pottebaum
Special Assistant to the President and Deputy Director
White House Office of Intergovernmental Affairs
O: 202-456-2132 | C: 202-881-7803| E: Nicholas.D.Pottebaum@who.eop.gov

AMERICAN OVERSIGHT

NV-DA-20-0615-A-006497

THE WHITE HOUSE

Understanding Texas v. Azar

Top Line

What did the ruling say?
In its decision on December 14, 2018, the district court declared that the individual mandate is unconstitutional, and that the rest of the Affordable Care Act (ACA) is invalid because it cannot stand without the individual mandate. However, the court did not grant an injunction, and therefore the health insurance exchanges and other provisions of the law are not immediately impacted.

When does the ruling take effect? How will this affect Healthcare.gov open enrollment?
The judge's decision does not have a timeline for implementation. It is a declaratory judgment on part of the case, not a judgment on the entire case or an order on implementation. The Exchange plans will therefore continue to enroll individuals for 2019.

Will Congress need to act immediately?
No, Congress does not need to immediately act. The Trump Administration looks forward to working with Congress on a bipartisan basis to continue to protect people with pre-existing conditions, help Americans harmed by the ACA, and allow Americans to access affordable health care coverage.

What are the next steps?
There are likely to be further judicial proceedings regarding the merits and implementation of the district court's decision.

Additional Legal Background

What is the background for the Texas v. Azar litigation?
In NFIB v. Sebelius, the Supreme Court held in 2012 that the individual mandate could be justified as an exercise of Congress's taxing power because it was the triggering event for a tax liability. In the recent Tax Cuts and Jobs Act of 2017, however, Congress made the tax penalty $0 starting with the 2019 tax year.

What did Texas assert about the individual mandate when it filed its lawsuit?
Texas and other states brought suit arguing that once the tax penalty had been lowered to $0, the individual mandate could no longer be justified as a tax and was therefore unconstitutional. Texas argued, based on the intent of Congress when it adopted the ACA, that the whole ACA would need to be invalidated if the individual mandate was invalidated.

What type of relief did Texas seek in its lawsuit?
Texas sought an injunction precluding the federal government from enforcing the ACA.

Did the federal government agree with all of the claims argued by Texas?
No, the federal government took the position that Congress saw the individual mandate as inseverable from the guaranteed issue and community rating provisions of the ACA—as the Obama administration had previously argued—but that the rest of the ACA could stand even without the individual mandate.

AMERICAN OVERSIGHT

Stephanie M. Klapstein

From: Chip Bowlby <cbowlby@renolandinc.com>
Sent: Tuesday, February 27, 2018 6:34 AM
To: CJ Manthe; Michael Holliday
Cc: Sherry Wagner
Subject: Thank you

Just another VANILLI DEAL!! Right ?? All kidding aside I wanted to thank you both for hanging in there for The Summit. You both went far beyond the call of duty and again can't thank you enough. I want you to start sending me Sympathy Cards or Valium knowing that I have to deal with Bob for the next ten years ☹

We need to have a victory lunch or dinner on me and drag Bruce and Fred along soon.

Very Best…….

Chip Bowlby
President & CEO
6001 Talbot Lane
Reno, Nevada 89509
775-432-7110 x818
775-690-4866 Cell
775-800-1174 Fax
cbowlby@renolandinc.com
http://www.renolandinc.com

AMERICAN OVERSIGHT

Stephanie M. Klapstein

From: Mike Kazmierski <kazmierski@edawn.org>
Sent: Wednesday, March 21, 2018 5:34 PM
To: Andrew Clinger (aclinger@gov.nv.gov)
Subject: The Outer Loop
Attachments: Future_TRIC_Connector_Homes (002).pdf

Andrew

Here is some of the drama with Reno. Scroll down to the meeting notes after the pink highlights to see some of the issues that are laid out.

Thanks

Mike

From: Mike Kazmierski
Sent: Thursday, January 11, 2018 1:30 PM
To: Mayor Schieve <schieveh@reno.gov>; Neoma Jardon (jardonn@reno.gov) <jardonn@reno.gov>; Naomi Duerr (duerrn@reno.gov) <duerrn@reno.gov>; delgadoo@reno.gov; 'David Bobzien (david@davidbobzien.com)' <david@davidbobzien.com>; brekhusj@reno.gov
Cc: Paul McKenzie (mckenziep@reno.gov) <mckenziep@reno.gov>; Stuart Brady (stuart.j.brady@wellsfargo.com) <stuart.j.brady@wellsfargo.com>; newbys@reno.gov
Subject: Council Concern on Northern Connector and EDAWN

Mayor Schieve and Reno Council Members

I offer my apologies for any misunderstanding as far as what we have been calling a second road to TRI. It seems that Council Member McKenzie has misunderstood actions taken by EDAWN and voiced his concerns publicly in his attacks on EDAWN. I attempted to explain to him in the e-mail below (which includes notes from the meeting) that the only reason EDAWN was addressing this regional transportation issue is because it is directly impacting employers we are working with, and that there are no plans at RTC or NDOT to address the growing congestion on the I-80 corridor to TRI. I personally discussed this concern with NDOT to verify that there is nothing planned beyond a turn lane at USA Parkway for the next 10 years and that without regional support to raise the issue it may be much longer than that before anything is even considered.

The road to TRI is becoming unsafe for the Reno/Sparks residents traveling there every day and there will likely be three times as much traffic by 2025. There are serious accidents occurring almost daily with no other option to get there from the metro area. We have a single point of failure that will get much worse in the very near future. Because the region is larger than Washoe County I convened a meeting to further define the issue and to highlight one option to consider. In no way was this anything but an initial meeting to conduct fact finding and to raise the issue as this very serious regional challenge that does not seem to be on anyone's radar.

To ignore the problem and its serious impacts on economic development would be irresponsible in my view and this concern has been discussed at several EDAWN Board meetings. I actually had an employee that works at TRI tell me that they spend more time in traffic here than they did in the Bay

AMERICAN OVERSIGHT

Area? Additionally, we always invite City of Reno representation to any meeting we have - We have been very transparent in raising this as a serious regional concern.

I only wish EDAWN had the power to redirect NDOT funding as Councilman McKenzie has alleged. If someone can tell me or the 8,000 employees and 50+ companies that work there and live here that there is a plan – then I have just wasted my time. If not, then I would ask for your help in first acknowledging the problem and second actively engaging as part of a regional effort to identify potential solutions. Just telling RTC to do nothing may not be the most strategic approach.

I am always available to discuss this or any issue you have with me or EDAWN, at a Council Meeting or one-on-one. We work very hard as part of a very large team to improve the economic vitality of the region based on a strategic plan that the City of Reno helped us develop but we cannot be successful in our efforts without your continued support.

Respectfully

Mike

Mike Kazmierski
President |CEO
Economic Development Authority of Western Nevada (EDAWN)
5190 Neil Road, Reno NV 89502
Phone|Fax: 775.829.3711
kazmierski@edawn.org | www.edawn.org
TheNewNevada

Join the discussion in the EDAWN LinkedIn Group
Facebook | Twitter

From: Mike Kazmierski
Sent: Thursday, January 04, 2018 3:35 PM
To: Paul McKenzie (mckenziep@reno.gov) <mckenziep@reno.gov>
Subject: Northern Connector

Paul

I would be glad to meet with you to discuss this issue. Below is a summary of a meeting we held to start the process of addressing this growing regional transportation need with a map attached. Many of your residents in the North Valleys drive to TRI daily and that commute is not only getting much longer but is getting more dangerous. The projections are included in the summary below.

You recently said that "EDAWN has been working behind the scenes to try and redirect our transportation priorities to assist TRI at the detriment of the transportation issues in Reno-Sparks area, primarily the spaghetti bowl…It is my belief that the City of Reno partners should be working with us not against us."

Not sure what behind the scenes is as we have discussed this issue at the EDAWN Board meeting for more than 6 months, where the City of Reno has a seat, and provided invites and follow ups to meetings we have had with the City, like the meeting below? Our role and involvement is merely to get the region together to address a significant transportation problem, a problem that until now, is not even on the NDOT or RTC plans to address in the next 10 years!

AMERICAN OVERSIGHT

Until we get a regional solution to propose to the state there is little reason to worry about redirected funding to a spaghetti bowl that will not even have dirt moved until 2022 and will not be complete until 2025 at the earliest . By the way, by 2025 the Industrial park that bears Reno's name (TRI) will have an estimated 25,000 employees mostly from Reno and Sparks sitting in a brand new spaghetti bowl parking lot, going nowhere because the two lanes to TRI will be three times as congested as they are now.

Thanks

Mike

Sent: Monday, December 04, 2017 5:10 PM
To: 'Acummings@rtcwashoe.com' <Acummings@rtcwashoe.com>; 'mmoreno@rtcwashoe.com' <mmoreno@rtcwashoe.com>; 'elawson@cityofsparks.us' ' <aosborne@storeycounty.org>; 'bstewart@rtcwashoe.com' <bstewart@rtcwashoe.com>; 'ddoenges@rtcwashoe.com' <ddoenges@rtcwashoe.com>; 'jmartin@cityofsparks.us' <jmartin@cityofsparks.us>; 'Bill Hoffman' <whoffman@dot.nv.gov>; 'Cory Hunt' <cory.hunt@diversifynevada.com>; 'Steve Driscoll' <sdriscoll@cityofsparks.us>; 'Aric Jenson' <jensona@reno.gov>; 'Scott Giles' <giless@reno.gov>; 'Neil Krutz' <nkrutz@cityofsparks.us>; 'Chris Reilly' <creilly@tesla.com>; 'Bill Thomas' <thomasb@reno.gov>; 'Pat Whitten' <pwhitten@storeycounty.org>; 'John Flansberg' <flansbergj@reno.gov>
Cc: newbys@reno.gov; Steve Hill <steve.hill@diversifynevada.com>; Paul Anderson - NV Assembly (Paul.anderson@diversifynevada.com) <Paul.anderson@diversifynevada.com>; krobinson@tmrpa.org
Subject: Norther Connector Meeting Nov 30 2017 - Initial Concept Discussion

To Team Members

First off, thanks for taking the time to discuss a second route from the Reno-Sparks metro area to TRI. I think most would agree the current single route (I-80) is already overloaded and at times a safety issue. Also, the need for a second route is good for the region and especially for the companies that chose to locate at TRI and the thousands of employees that are residents of Washoe County that are expecting a safe and reasonable commute.

The purpose of the meeting was to first validate support for a second route to TRI and to start the process to gain regional consensus on the Northern Route as the one most likely to be accomplish in the next five years. The reasons highlighted for the near term need are:

- **I-80 overloaded at current TRI employee count of 8,000 (Includes Construction)**
- **Projections for TRI to hit 25,000 in next 10 years**
- **I-80 the only connection to the metro area: 90% plus of employees live or are expected to live in the Reno-Sparks metro area**
- **At least 75% of the employees expected to live North of I-80**
- **Widening of I-80 is not likely in the next 10 years. Environmental issues with the river could take 8 years alone**
- **Accidents on I-80 currently average three major delays per week. Safety is becoming increasingly an issue**

The advantages of the proposed northern alignment include:

- **Most of TRI employees now live North of I-80**
- **Would relieve pressure off Spaghetti Bowl and I-395**

AMERICAN OVERSIGHT

- **Connect North Reno with North Sparks**
- **Opens up more land for affordable/workforce housing**
- **Opens up land for Sparks Business Park**
- **Takes significant pressure off of Pyramid Highway**
- **BLM Land right away can be acquired quickly**
- **May be fastest option – Doable in less than 5 years if region supports it**

Funding of the Northern Connection would likely depend on partial reallocation of existing resources and prioritization of the project as one of the region's top needs to get additional state and federal funds. Local governments have not yet agreed to this.

RTC will start the planning process for the route with a grant request to the Federal Land Access Program (FLAP). They are asking for about $450,000 for a planning study and expect the study to be complete in about a year. The RTC will keep us apprised of the status of the grant request.

Follow on Actions:

1. **EDAWN will set up a meeting in Jan/Feb to review progress - date (TBD)**
2. **RTC will apply for a Federal Land Access Program Grant**
3. **Regional Planning will be brought into the discussion – EDAWN**
4. **RTC will check with the UP Railway to see if they will entertain use of right away along their track to add that as an road option**
5. **EDAWN will work with Jim Dolan to see where the southern route discussion is with Storey County**
6. **GOED will work with RTC and the BLM to get the easement for the route through the BLM land**
7. **All Committee members will identify issues and or concerns from their organizations on this alternative**
8. **EDAWN further refine the connection to TRI – Map options**

Conclusion:

There was general agreement that the route selected was possible and could be completed in 5 years however, it would take a coordinated effort by the region to accomplish this. There does not seem to be another option that would be possible in the next 10 years and there is not unanimous agreement for support of this route at this time.

If you have other action items or corrections to this summary please let me know and we will add them to the list or make the necessary changes.

Thanks

Mike

Organizations involved: RTC, EDAWN, Cities of Reno and Sparks, Counties of Washoe and Storey, NDOT, GOED: Regional Planning to be added.

AMERICAN OVERSIGHT

Mike Kazmierski
President |CEO
Economic Development Authority of Western Nevada (EDAWN)
5190 Neil Road, Reno NV 89502
Phone|Fax: 775.829.3711
kazmierski@edawn.org | www.edawn.org
TheNewNevada

Join the discussion in the EDAWN LinkedIn Group
Facebook | Twitter



AMERICAN OVERSIGHT

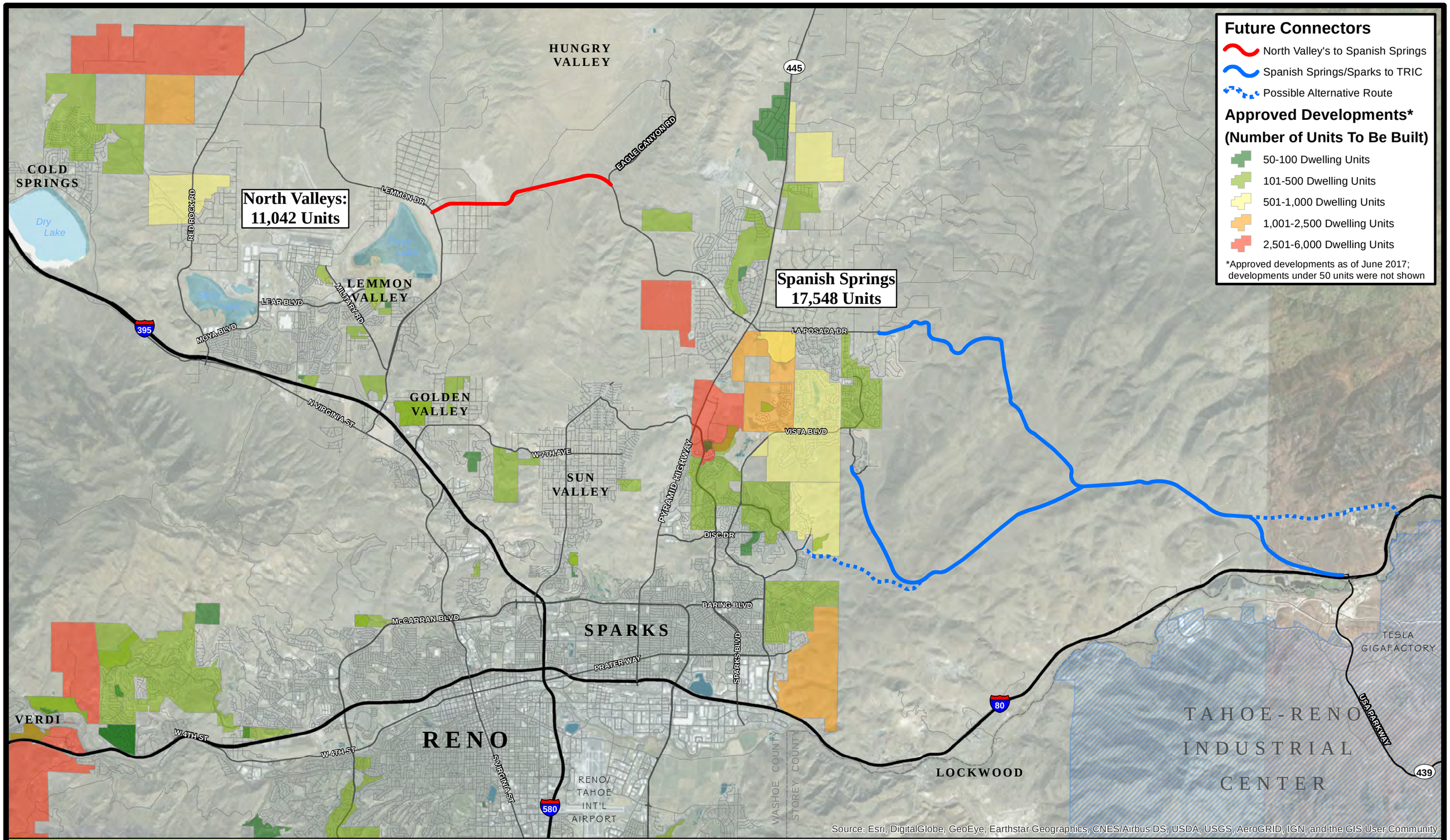

AMERICAN OVERSIGHT

CONNECTING FUTURE HOUSING TO THE TAHOE-RENO INDUSTRIAL CENTER

WOOD RODGERS

NV-DA-20-0615-A-006505

Stephanie M. Klapstein

From: Route Fifty Today <news@e.routefifty.com>
Sent: Wednesday, January 09, 2019 4:02 AM
To: Mark Hutchison
Subject: The states that give and get the most federal dollars

Problems viewing? View as a web page

Connecting state and local government leaders

Route Fifty Today January 9, 2019

The States That Give and Get the Most Federal Dollars

BILL LUCIA | A new analysis identifies states that have sent more money to Washington than they saw in returned federal spending.

Boston Looks to Shore Up Its Harbor Against Flooding in 2019

DAVE NYCZEPIR | The city wants a $10 million federal grant to make its coastline more resilient ahead of disasters.

First-in-the-Nation 'Skip the Slip' Bill Introduced

MICHAEL GRASS | STATE AND LOCAL ROUNDUP | Florida State Capitol sexual harassment settlement … Mayor De Blasio announces NYC Care … and Pennsylvania's carbon goals.

Brought to you by Verizon

Inside the Disaster Zone: Meeting the challenges of emergency response with force-multiplying technologies

When disaster strikes, citizens look to federal, state and local emergency responders to return their lives and communities to normalcy. Government can't do it alone.

Read More

AMERICAN OVERSIGHT

Detroit Gears Up for Decennial Effort to Avoid Census Undercounting

MICHAEL GRASS | In a city with a long history of population losses, Mayor Mike Duggan announces the city's point person to lead community outreach to promote the 2020 count.

Rural Recycling Hit Hard by Shifting Scrap Market

REBECCA BEITSCH | The fallout of China's decision to tighten its recycling standards has changed the industry in this country. It's particularly tough for rural governments.

IRS Cancels Meeting on Opportunity Zones Rules Due to Shutdown

BILL LUCIA | Those interested in the economic development program have been closely tracking the guidelines.

Election Security is a Key Part of House Democrats' Reform Bill

JACK CORRIGAN | H.R. 1 would codify many of the security measures lawmakers have pushed for the last two years.

Don't Reply to Your Emails

TAYLOR LORENZ | THE ATLANTIC | The case for inbox infinity.

Explore Route Fifty's 2018 Newsmap

MICHAEL GRASS | From Akron, Ohio, to Yavapai County, Arizona, and countless other places, navigate the year in state and local government news from around the nation.

Brought to you by Verizon

Inside the Disaster Zone: Meeting the challenges of emergency response with force-multiplying technologies

When disaster strikes, citizens look to federal, state and local emergency responders to return their lives and communities to normalcy. Government can't do it alone.

Read More

This message was sent from Route Fifty to mhutchison@ltgov.nv.gov. You have been sent Route Fifty Today because you have opted in to receive it. Note: It may take our system up to two business days to process your unsubscribe request and during that time you may receive one or two more newsletters. Thank you for reading Route Fifty Today.

Government Executive Media Group, 600 New Hampshire Avenue NW, Washington, DC 20037

AMERICAN OVERSIGHT

NV-DA-20-0615-A-006507

Stephanie M. Klapstein

From: Route Fifty Today <news@e.routefifty.com>
Sent: Monday, June 11, 2018 4:04 AM
To: Mark Hutchison
Subject: The very good math of electric buses; U.S. Conference of Mayors 86th annual meeting; new rules for R.I. state lawyers; and L.A. drone cops

Problems viewing? View as a web page

Connecting state and local government leaders

Route Fifty Today June 11, 2018

Whether Opportunity Zones Help Low Income Residents May Fall On Mayors

MITCH HERCKIS | City leaders are faced with how to prepare for a major economic development opportunity "with very few guardrails at the federal level."

'You Cannot Pull Yourself Up By Your Bootstraps If You Have No Boots At All'

MICHAEL GRASS | STATE AND LOCAL ROUNDUP | California announces major illegal fireworks bust; Minneapolis' public records challenge … Iowa's honeybees make comeback … and Portland's recycling struggles.

The Very Good Math of Electric Buses

GREGOR MACDONALD | They're cheaper to run compared to ones with internal combustion engines thanks to the economics of fuel and maintenance.

Brought to you by Centurylink

State Governments on the Frontlines of Tech and Policy

In this Route Fifty special report, we're offering a handful of stories from the National Association of State Chief Information Officers Midyear meeting—on topics like broadband, cybersecurity, disaster preparedness and

AMERICAN OVERSIGHT

recovery, economic development—and interviews with state technology leaders from Delaware, Indiana, Michigan, Oklahoma, Puerto Rico and the U.S. Virgin Islands.

Download Now

Seattle, Baltimore Take on the Housing Affordability Crisis

DAVE NYCZEPIR | The former has houses selling for $820,000 on average, while the latter is saddled with about 16,500 boarded up homes.

Facebook Will Offer Platforms Teaching Tech Skills in Cities

DAVE NYCZEPIR | "When people get the opportunity to get the training they need, they can get great jobs," said COO Sheryl Sandberg.

R.I. Gov. Toughens Rules for State Lawyers After Costly Mistakes

MICHAEL GRASS | The new policies also effect state employees who need certifications and licensures.

Detroit Residents Can Receive Free Condoms By Mail

KATE ELIZABETH QUERAM | The program, which began in April, has distributed roughly 6,000 condoms.

It's Wildfire Season in California, and Utilities Want to Tamp Down Their Liability

SOPHIE QUINTON | THE PEW CHARITABLE TRUSTS | Power lines coming into contact with trees causes many wildfires in California. Should utilities be held responsible or be allowed to pass on liability to ratepayers?

Drone Cops Take Flight in Los Angeles

GEOFF MANAUGH | THE ATLANTIC | The L.A. County Sheriff has deployed a quadcopter drone for rescue and reconnaissance. But will the public accept that these aerial officers come in peace?

Brought to you by Centurylink

State Governments on the Frontlines of Tech and Policy

In this Route Fifty special report, we're offering a handful of stories from the National Association of State Chief Information Officers Midyear meeting—on topics like broadband, cybersecurity, disaster preparedness and recovery, economic development—and interviews with state technology leaders from Delaware, Indiana, Michigan, Oklahoma, Puerto Rico and the U.S. Virgin Islands.

AMERICAN OVERSIGHT

NV-DA-20-0615-A-006509

Download Now

ROUTE FIFTY // CUSTOMER SERVICE // CONTACT US // PRIVACY POLICY // UNSUBSCRIBE

This message was sent from Route Fifty to mhutchison@ltgov.nv.gov. You have been sent Route Fifty Today because you have opted in to receive it. Note: It may take our system up to two business days to process your unsubscribe request and during that time you may receive one or two more newsletters. Thank you for reading Route Fifty Today.



Government Executive Media Group, 600 New Hampshire Avenue NW, Washington, DC 20037

AMERICAN OVERSIGHT

Stephanie M. Klapstein

From: AndersonB@tax.state.nv.us
Sent: Monday, September 17, 2018 11:17 AM
To: mwillden@gov.nv.gov; christina.davis@sri.com
Cc: aclinger@gov.nv.gov; mkinner@gov.nv.gov; tpadovano@tax.state.nv.us
Subject: Today's briefing packet
Attachments: Governor's Economic Briefing June 2018 - DRAFT.pptx

Mike and Christina: I'm attaching today's briefing packet. There is a "bug" going around our office, and it's found its way to me. I really shouldn't be around the Governor (or anyone else), so as to not pass it along to him. I'm going to go home, and call into our meeting, if that's ok. Christina, I'll be in touch a couple of minutes before 3pm. Will you please make copies for the other attendees?

Thanks.

Bill Anderson
Executive Director
Nevada Department of Taxation
1550 College Parkway, Suite 115
Carson City, Nevada 89706-7937
Phone: (775) 684-2060
Cell: (775) 430-0020
Fax: (775) 684-2020

AMERICAN OVERSIGHT

Nevada
DEPARTMENT OF TAXATION

Governor's Economic Briefing on the State of Nevada

June 2018

Department of Taxation

William D. Anderson, Executive Director
Shellie Hughes, Chief Deputy Executive Director
Kile Porter, Deputy Executive Director
Hayley Owens, Economist

AMERICAN OVERSIGHT

Taxable sales were $5.32B in June, up from $5.11B a year ago; Up about 60% from June 2010

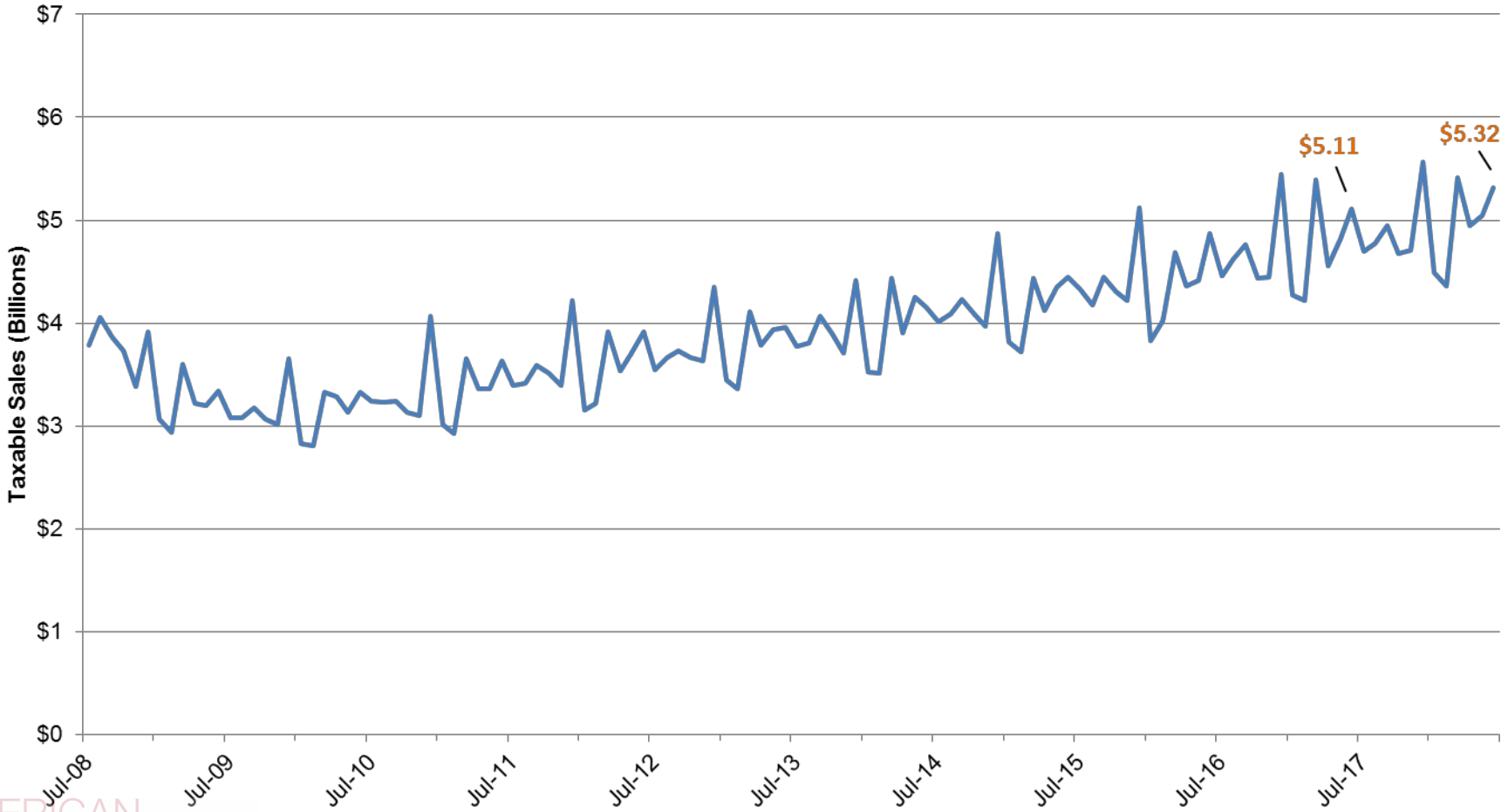

AMERICAN OVERSIGHT

June marks 96 straight months of taxable sales growth; Up 4.1% vs. 2017; 22 of the 24 months during and just after the recession showed declines

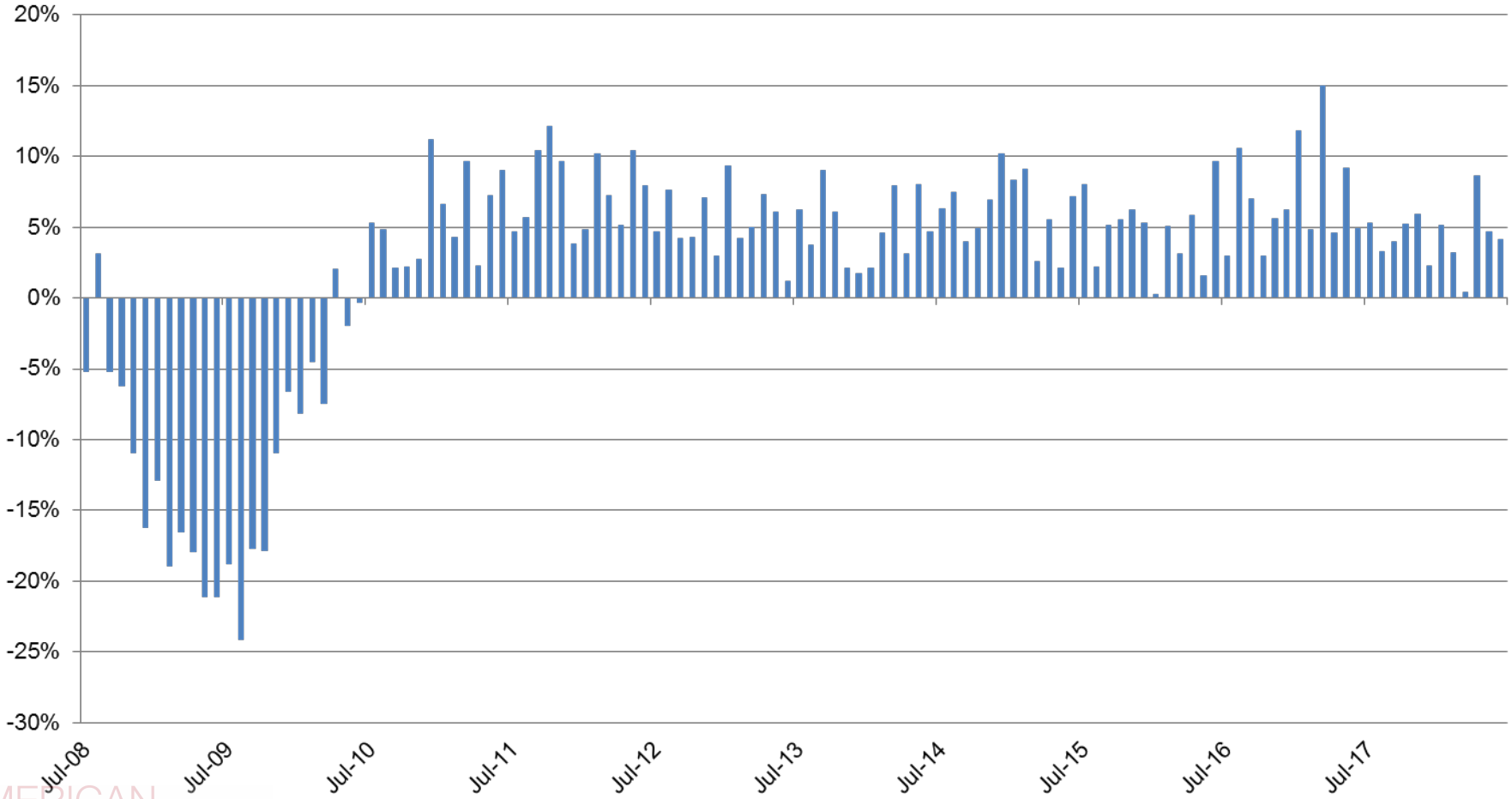

AMERICAN OVERSIGHT

The top four categories make up nearly 50% of statewide taxable sales; Food services and drinking places leads the way with $12.56B in taxable sales

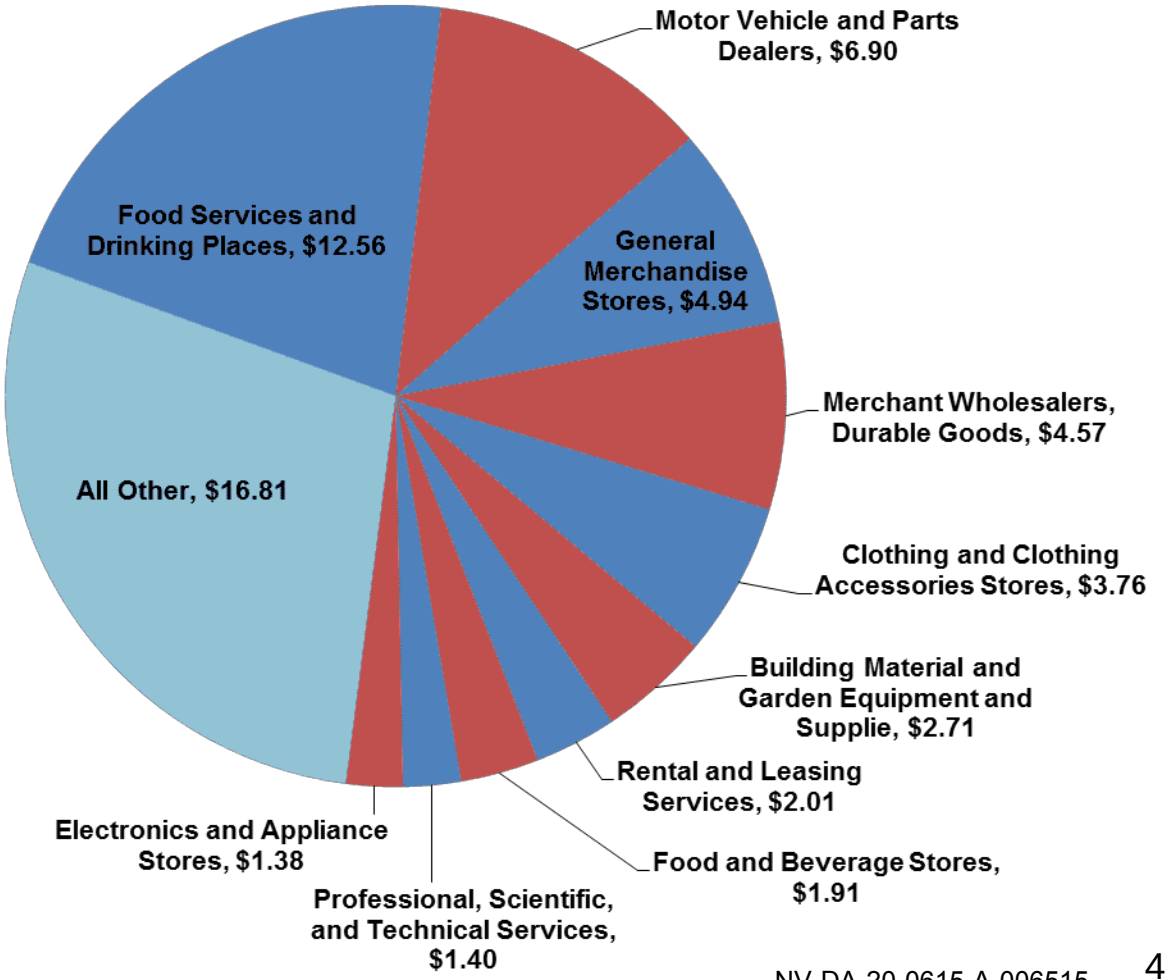

Taxable Sales FYTD (Billions)

AMERICAN OVERSIGHT

For the largest sales categories, building materials lead the way with over 10% growth this year

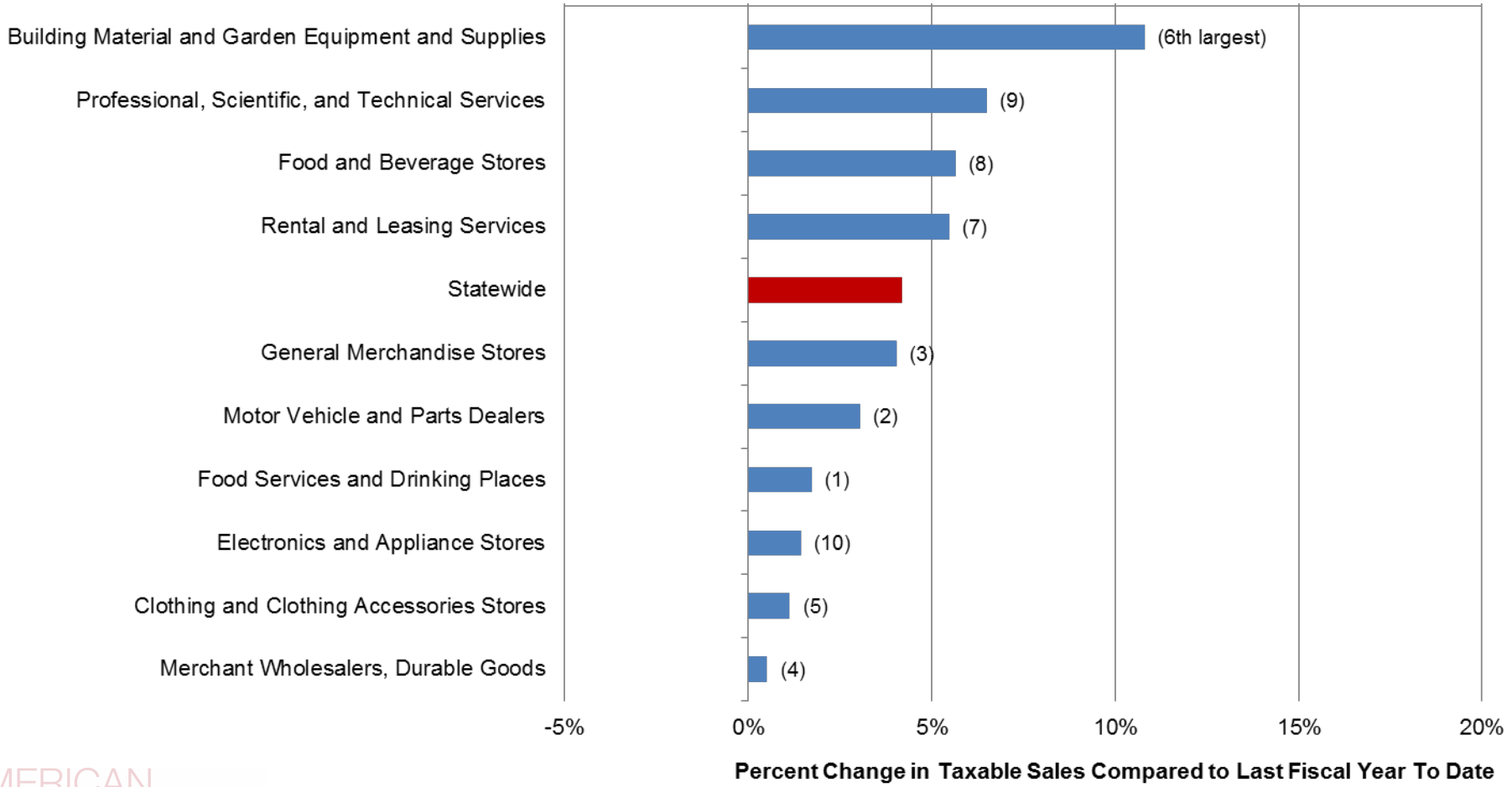

AMERICAN OVERSIGHT

Clark County contributes about 72% of statewide taxable sales; Washoe, Elko, and Storey Counties also contribute large shares

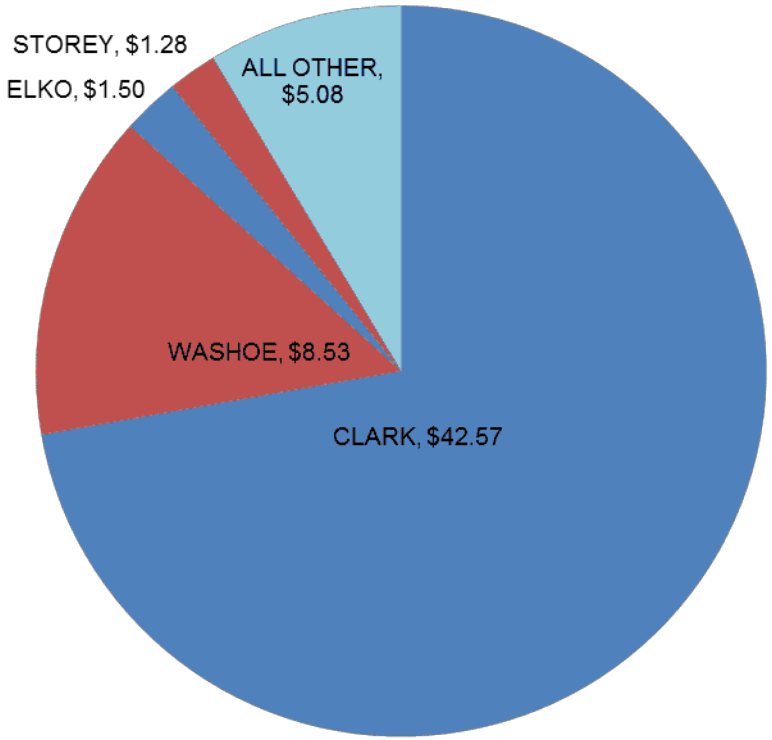

Taxable Sales FYTD (Billions)

AMERICAN OVERSIGHT

Several rural counties lead the way in terms of growth; All four counties with double-digit growth this year are rural

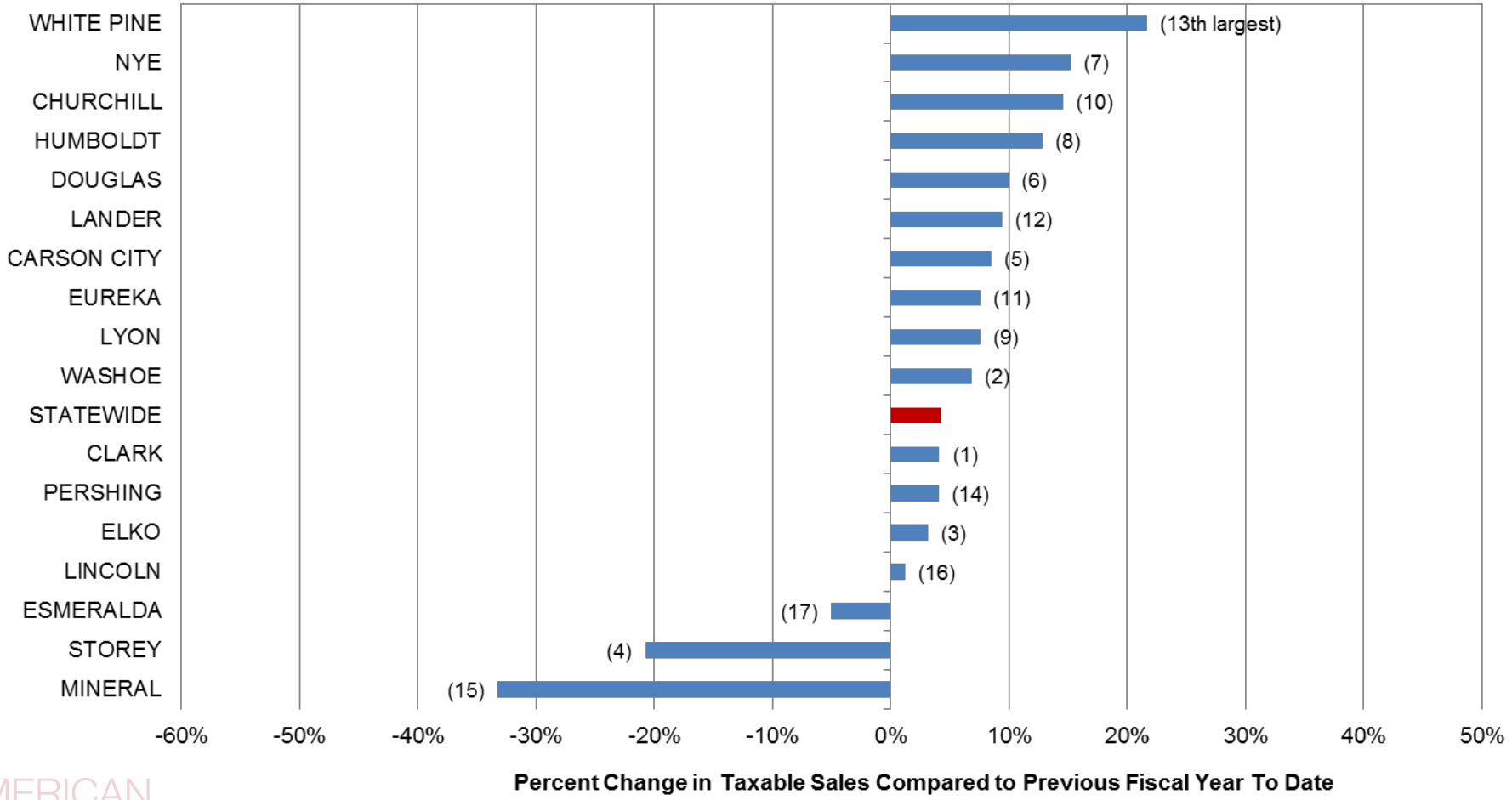

AMERICAN OVERSIGHT

General Fund sales tax collections = $104.76M vs. $98.33M a year ago; Up nearly 5% for the fiscal year

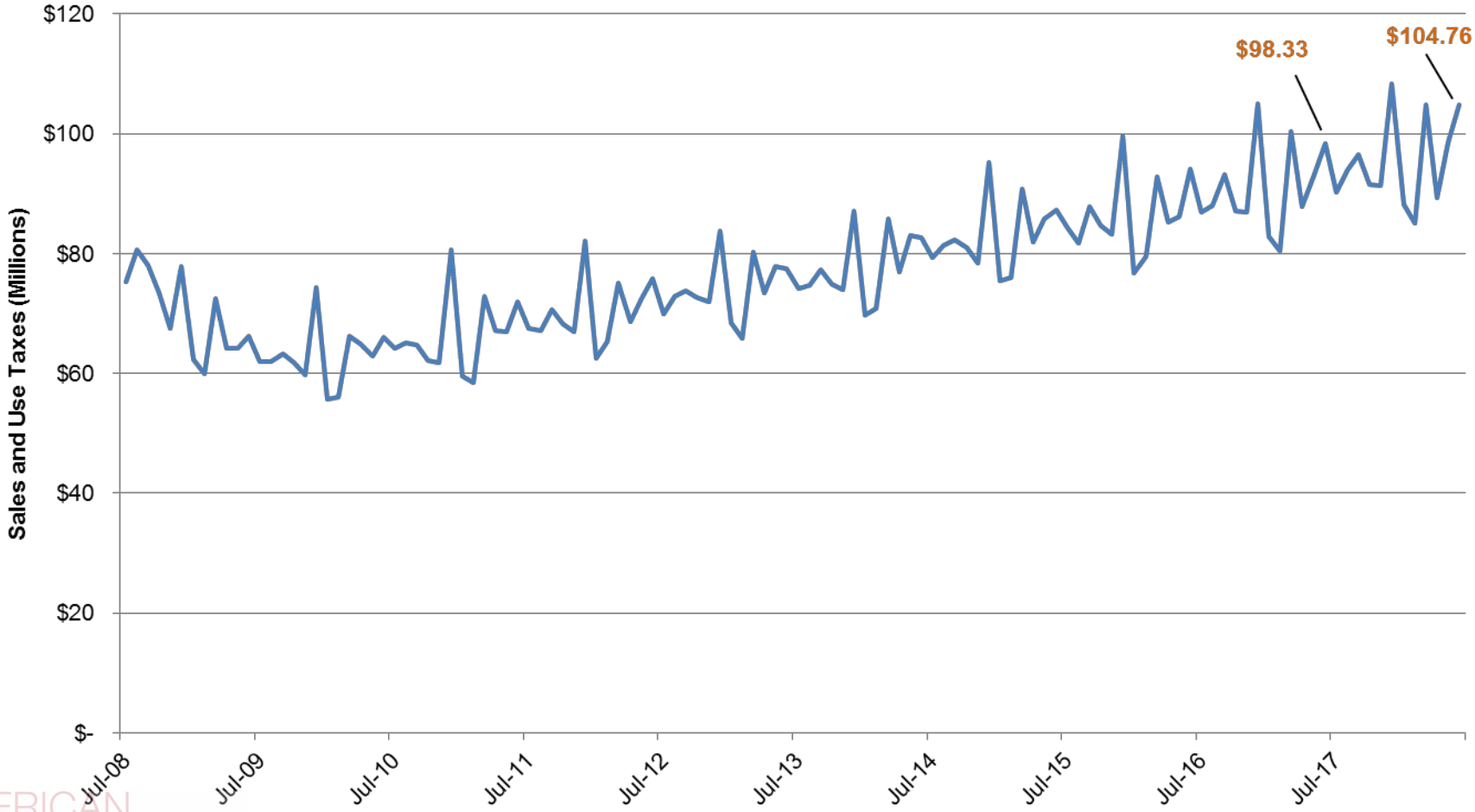

AMERICAN OVERSIGHT

Sales tax collections almost 5% higher than projected in June, 0.7% ($8.59M) lower fiscal year-to-date

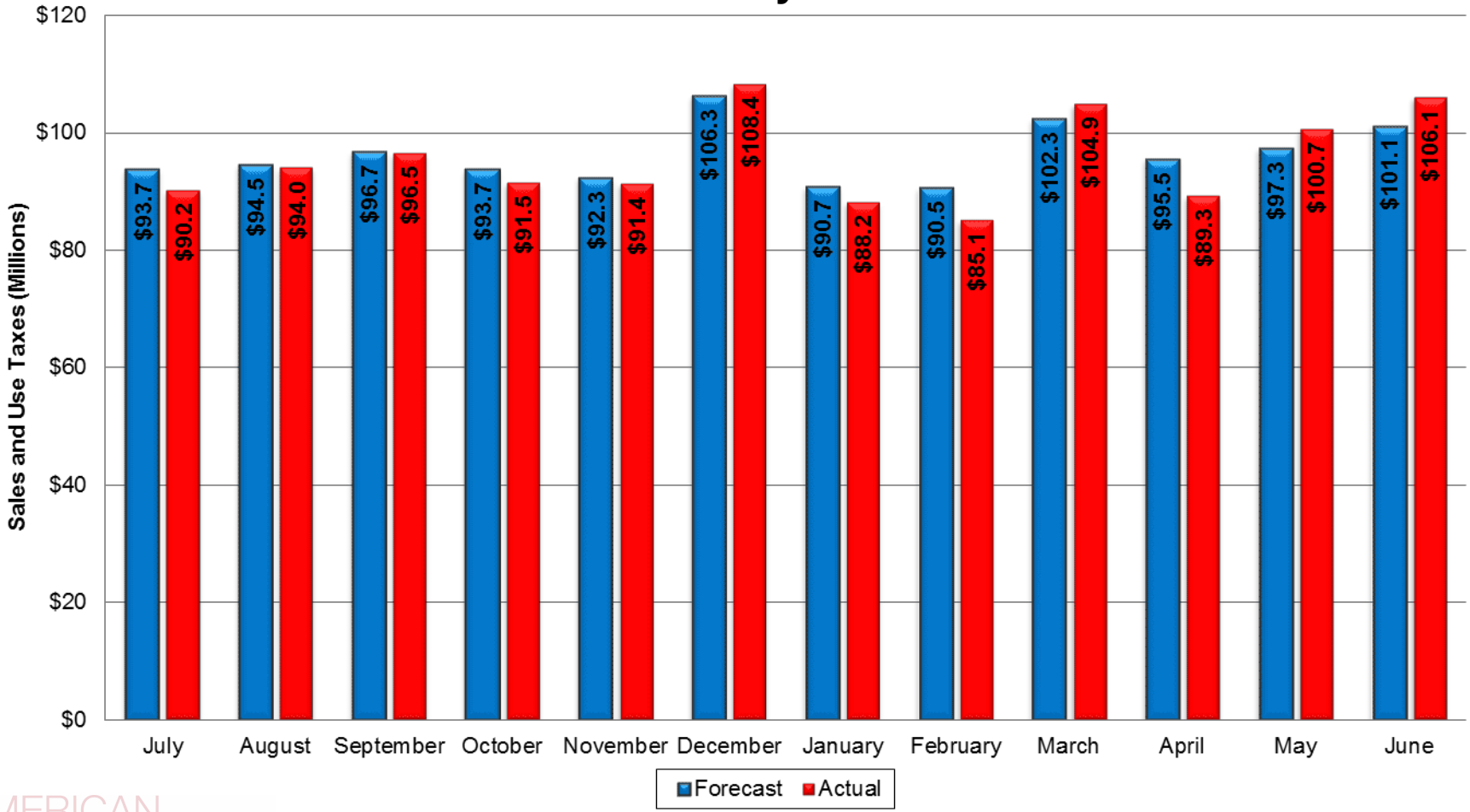

AMERICAN OVERSIGHT

Sales and use taxes abated increased over the previous two fiscal years

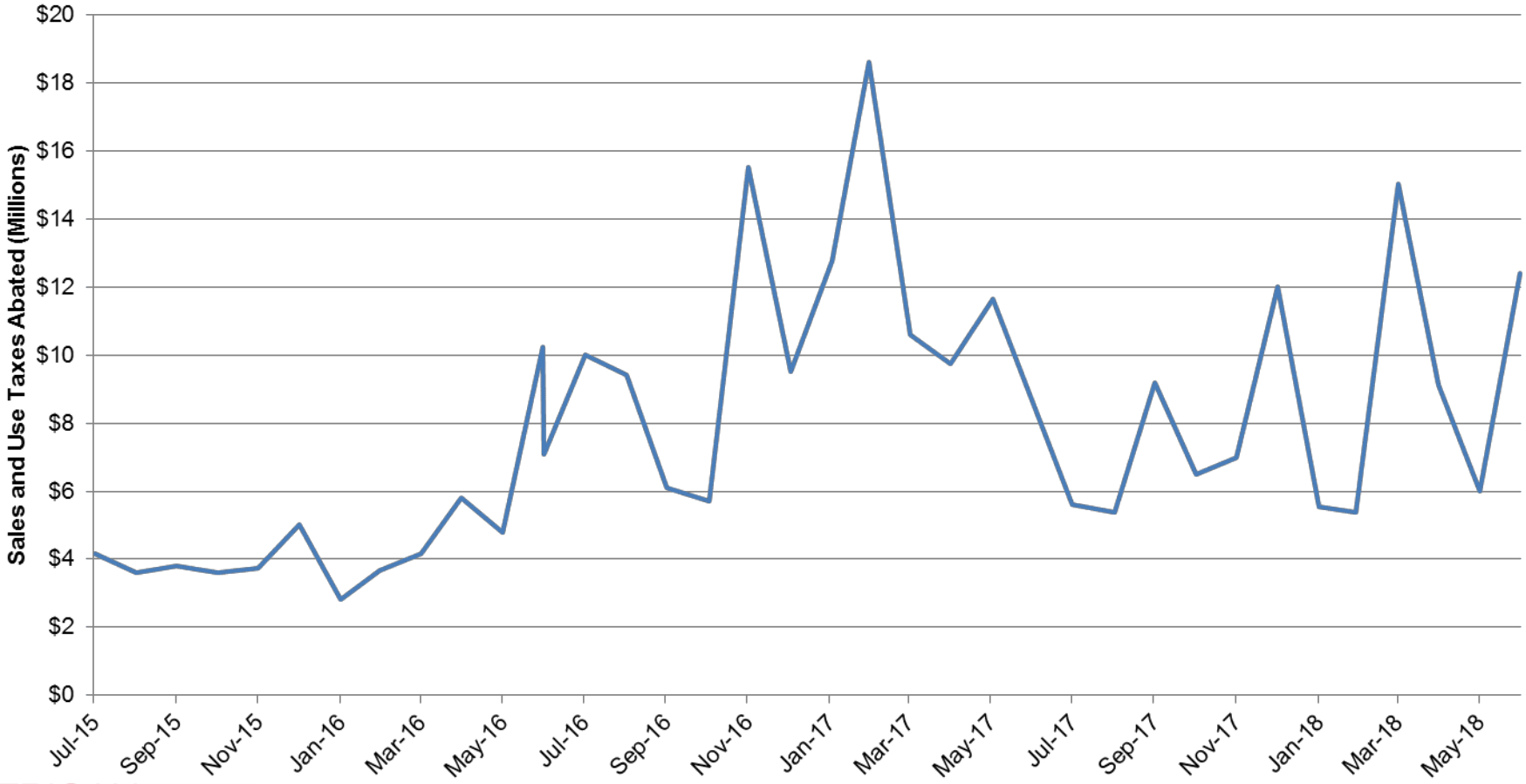

AMERICAN OVERSIGHT

About $99.18M in sales and use taxes abated in FY18; economic diversification abatements account for over half of the abated taxes

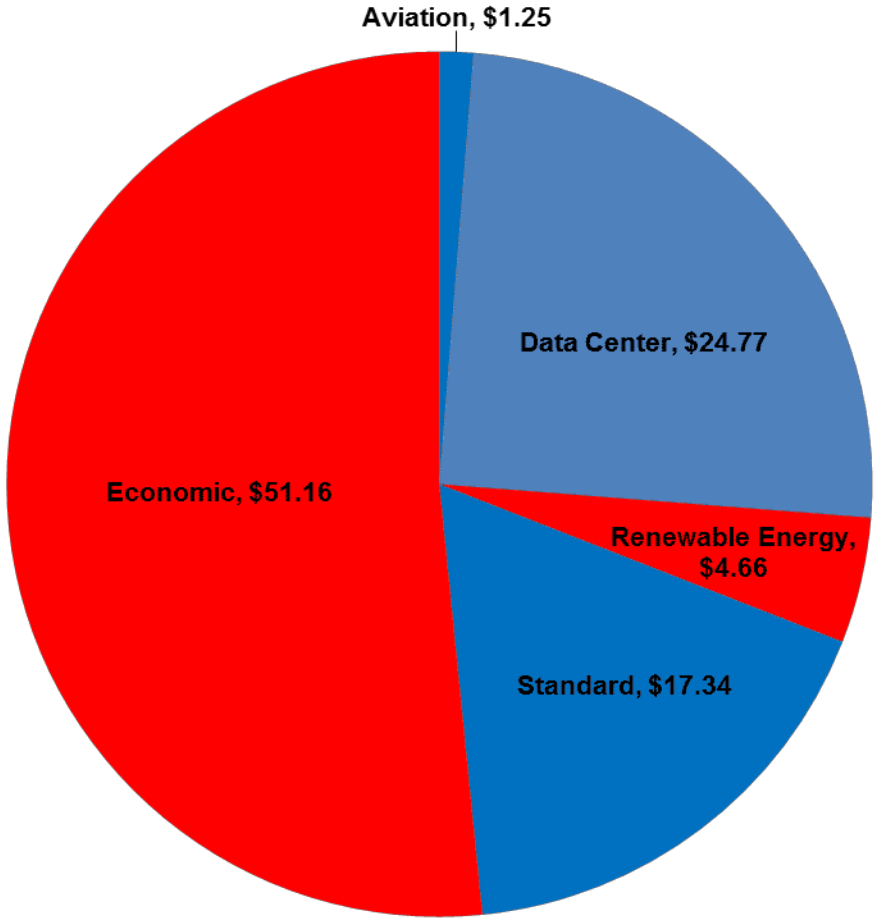

Sales and Use Tax Abated (Millions)

AMERICAN OVERSIGHT

Gross wages totaled $13.24B for the fourth quarter of the fiscal year; A 9.6% increase over the same quarter last year; Upward trend evident since FY15

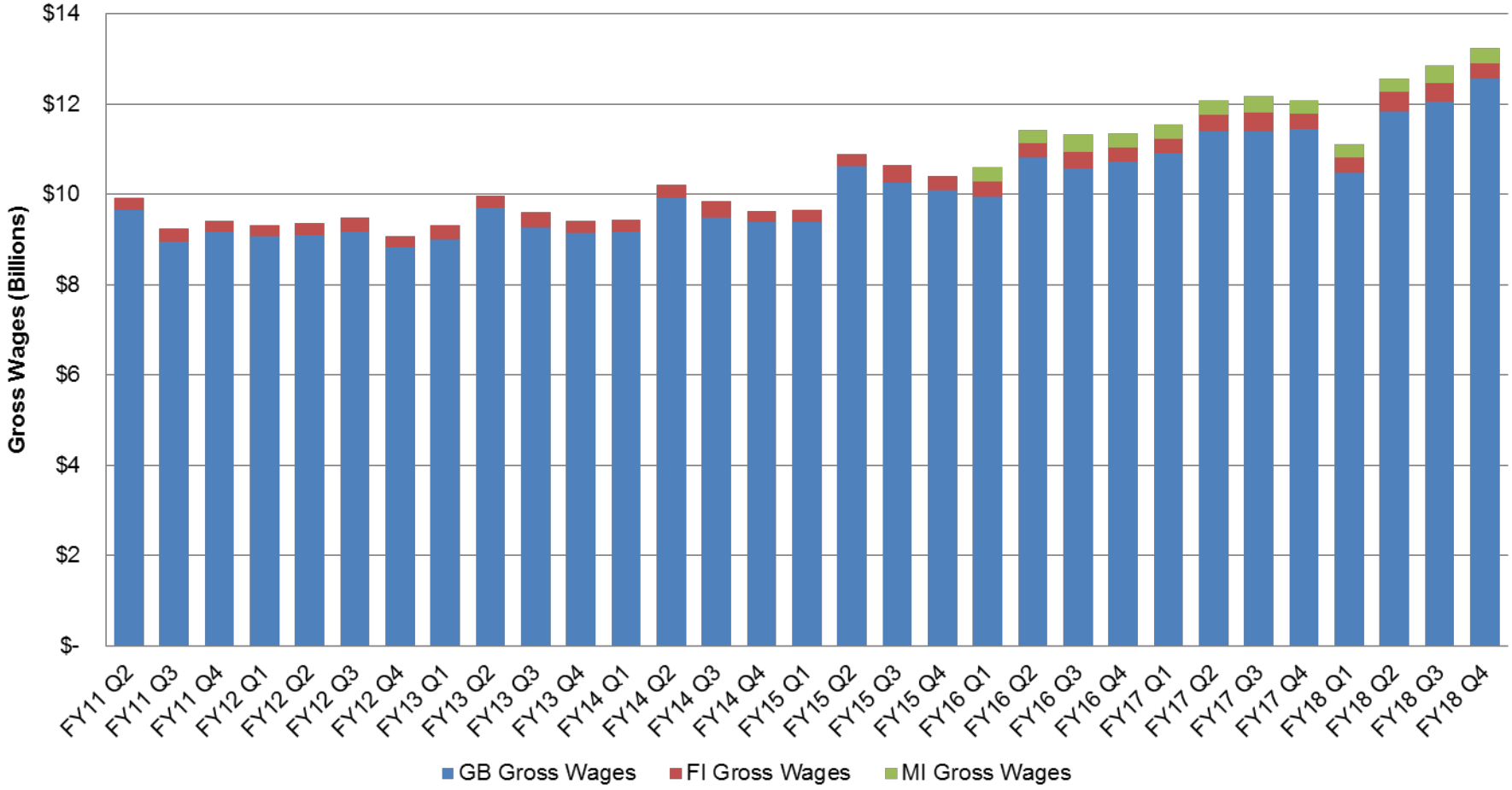

AMERICAN OVERSIGHT

$581.84M in modified business tax collected FYTD; $45.12M in commerce tax credits and $14.28M in scholarship credits claimed FYTD

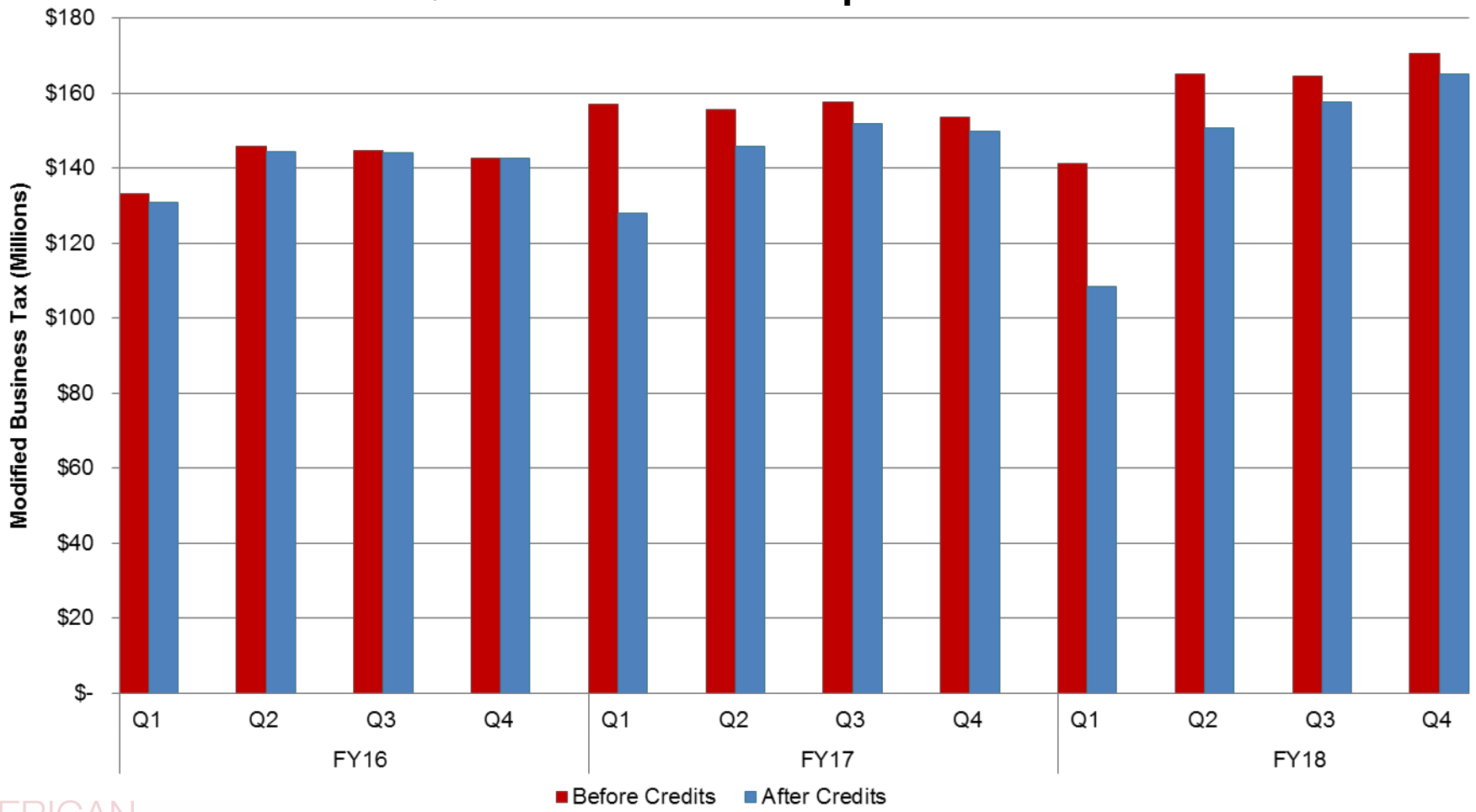

AMERICAN OVERSIGHT

Majority of MBT commerce tax credits taken in first quarter; available education choice credits expanded to $26M in FY18 from $6M in FY17

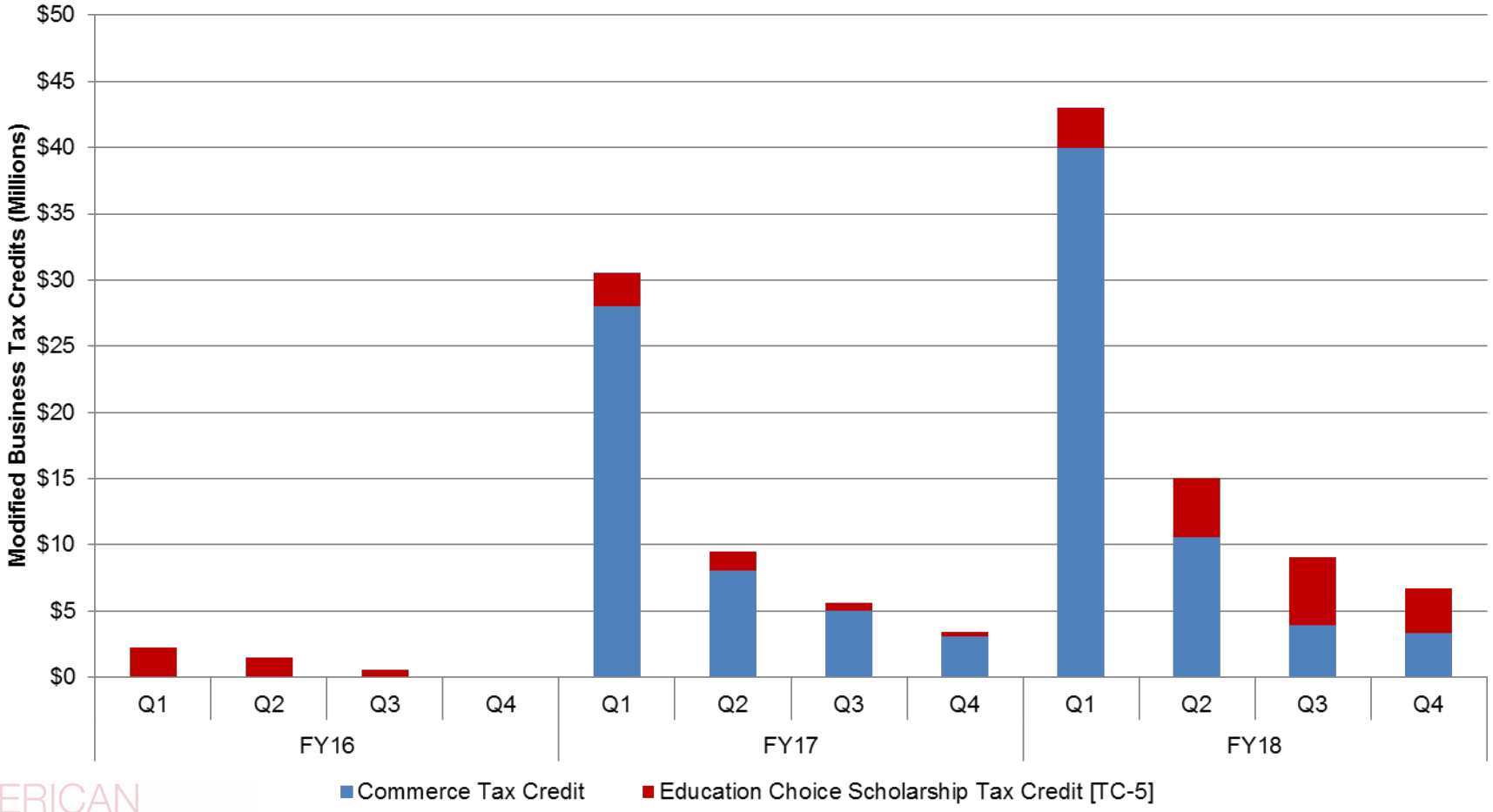

AMERICAN OVERSIGHT

Taxable sales of marijuana establishments account for a good portion of the difference in taxable sales compared to the prior year

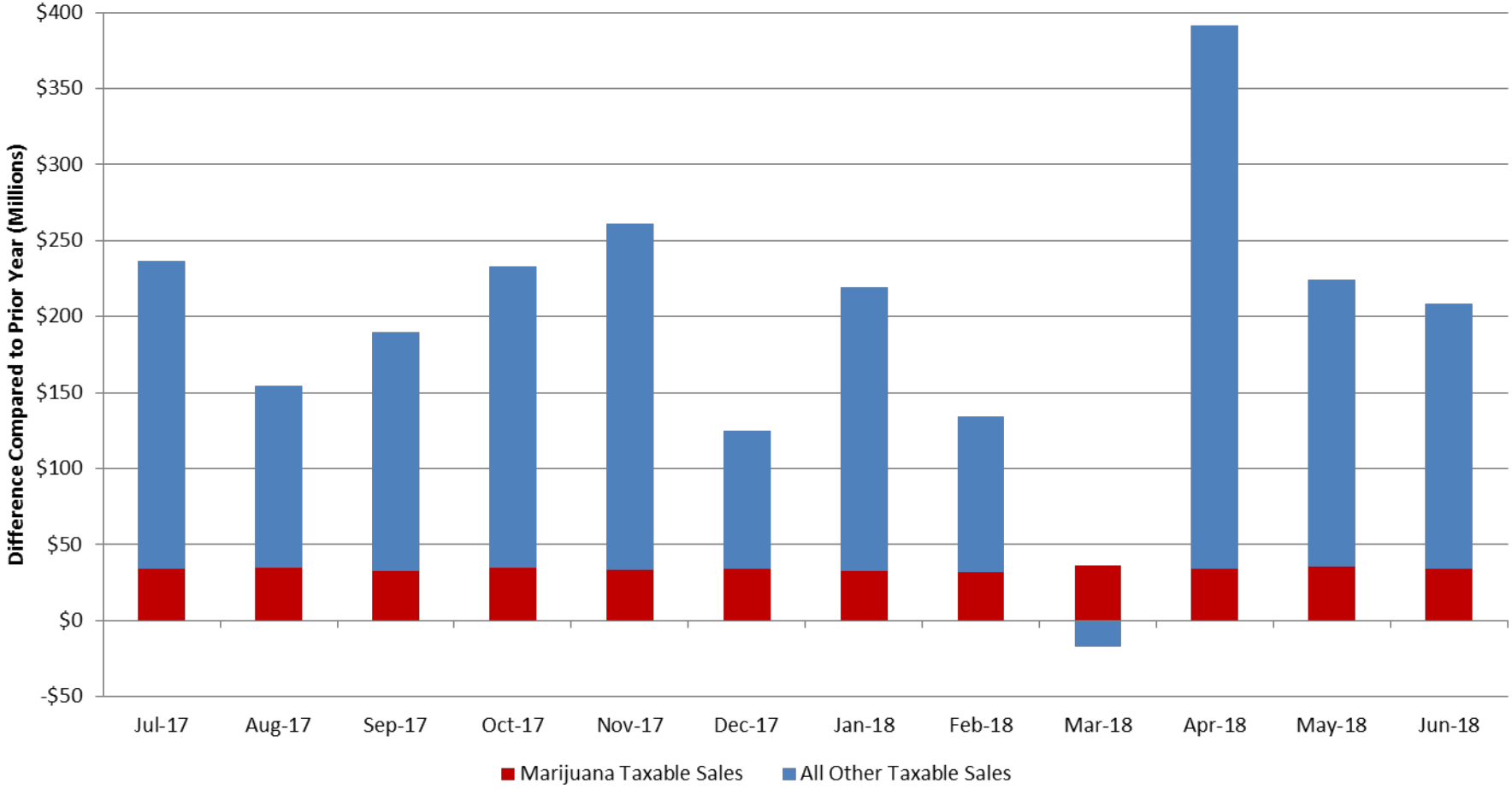

AMERICAN OVERSIGHT

Fiscal year 2018: $69.8 million in excise tax collections vs. $50.3 million projected

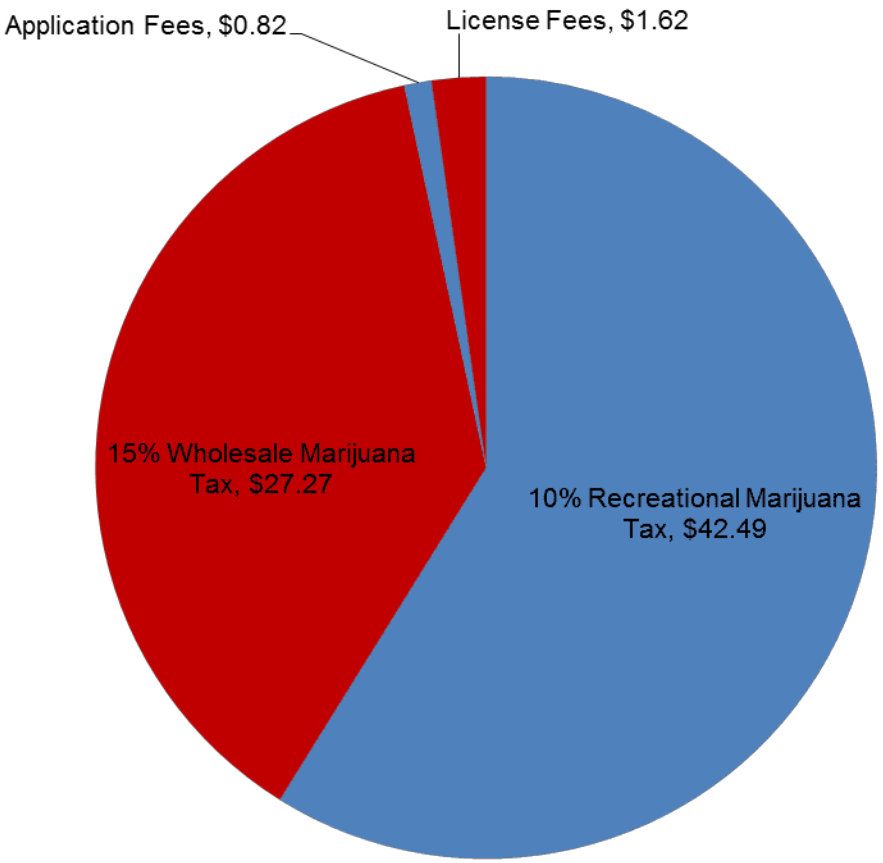

AMERICAN OVERSIGHT

15% Wholesale Marijuana Tax revenues were more than $3 million for June
Above forecast and trending upward

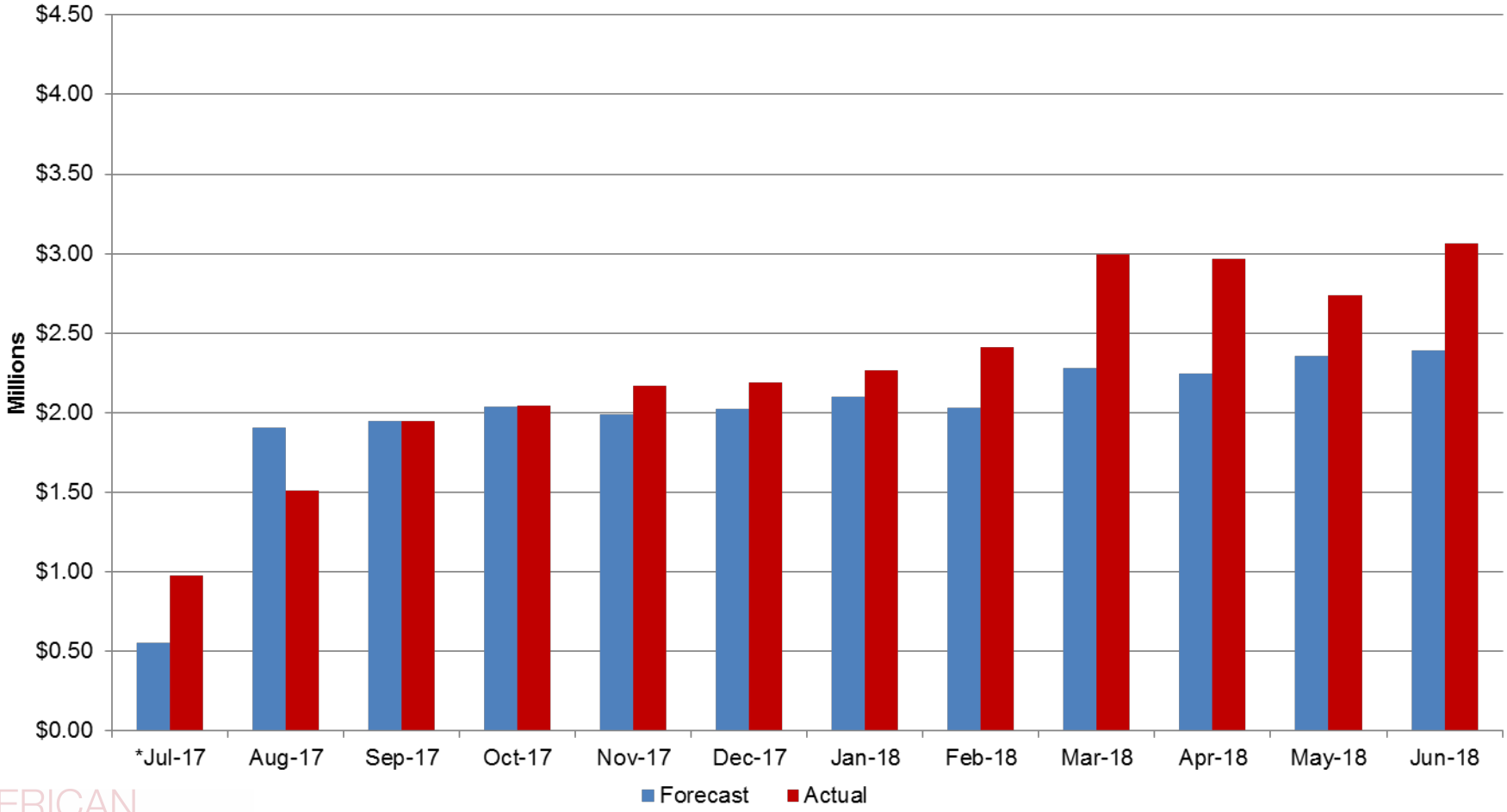

***No revenue estimated in recreational market for July 2017 due to uncertainty of local governments issuing permits before July 1st.**

AMERICAN OVERSIGHT

10% Retail Marijuana Tax revenues were more than $4.50 million for June
Coming in well above projections

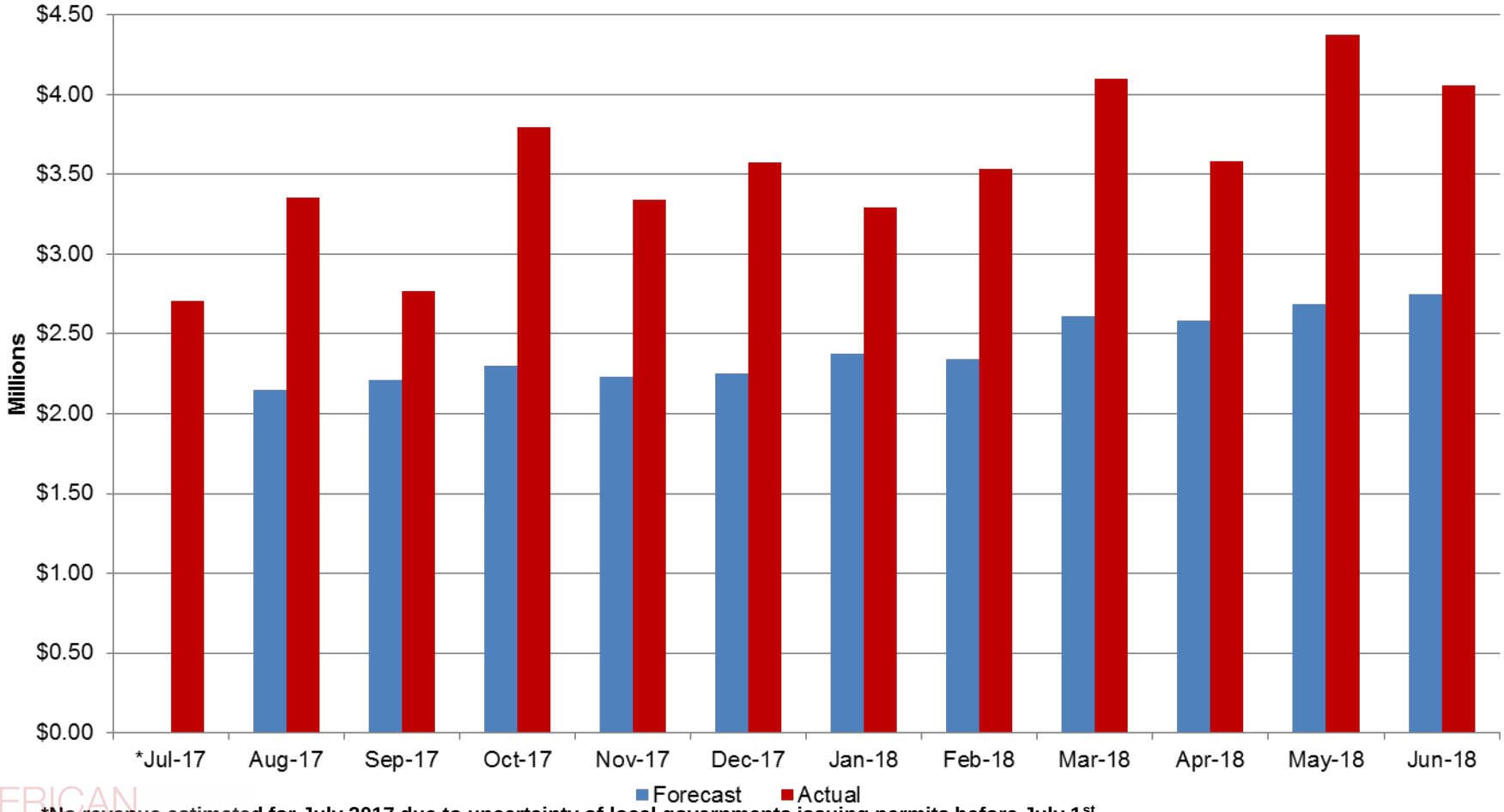

***No revenue estimated for July 2017 due to uncertainty of local governments issuing permits before July 1st.**

AMERICAN OVERSIGHT

Marijuana excise tax collections came in at nearly 140% of what was projected for fiscal year 2018

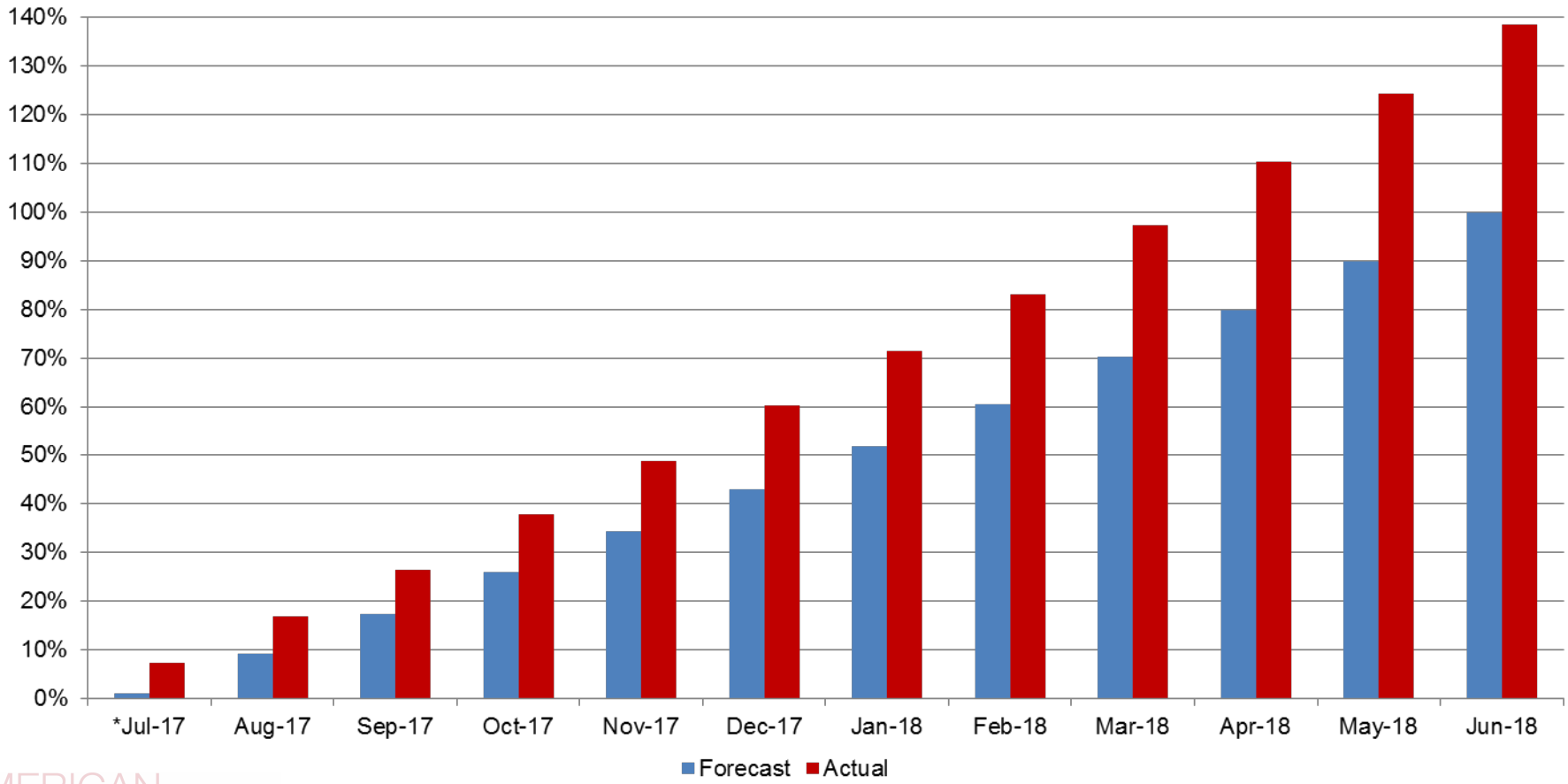

***No revenue estimated in recreational market for July 2017 due to uncertainty of local governments issuing permits before July 1st.**

AMERICAN OVERSIGHT

The number of medical marijuana cardholders has been impacted by legalization of adult-use marijuana

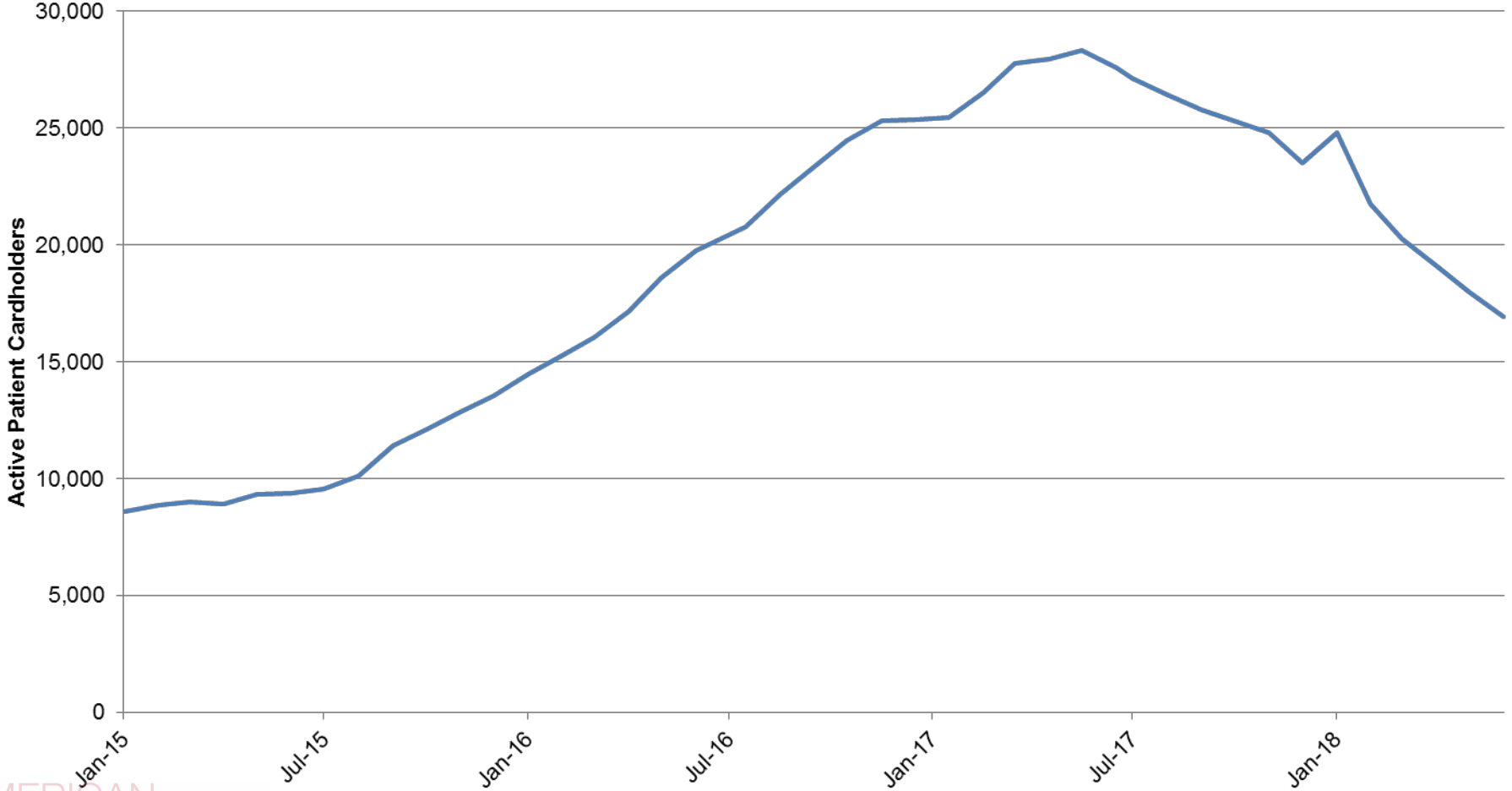

AMERICAN OVERSIGHT

Select monthly excise taxes (fiscal year to-date) comparison of estimated revenue to actual distributions

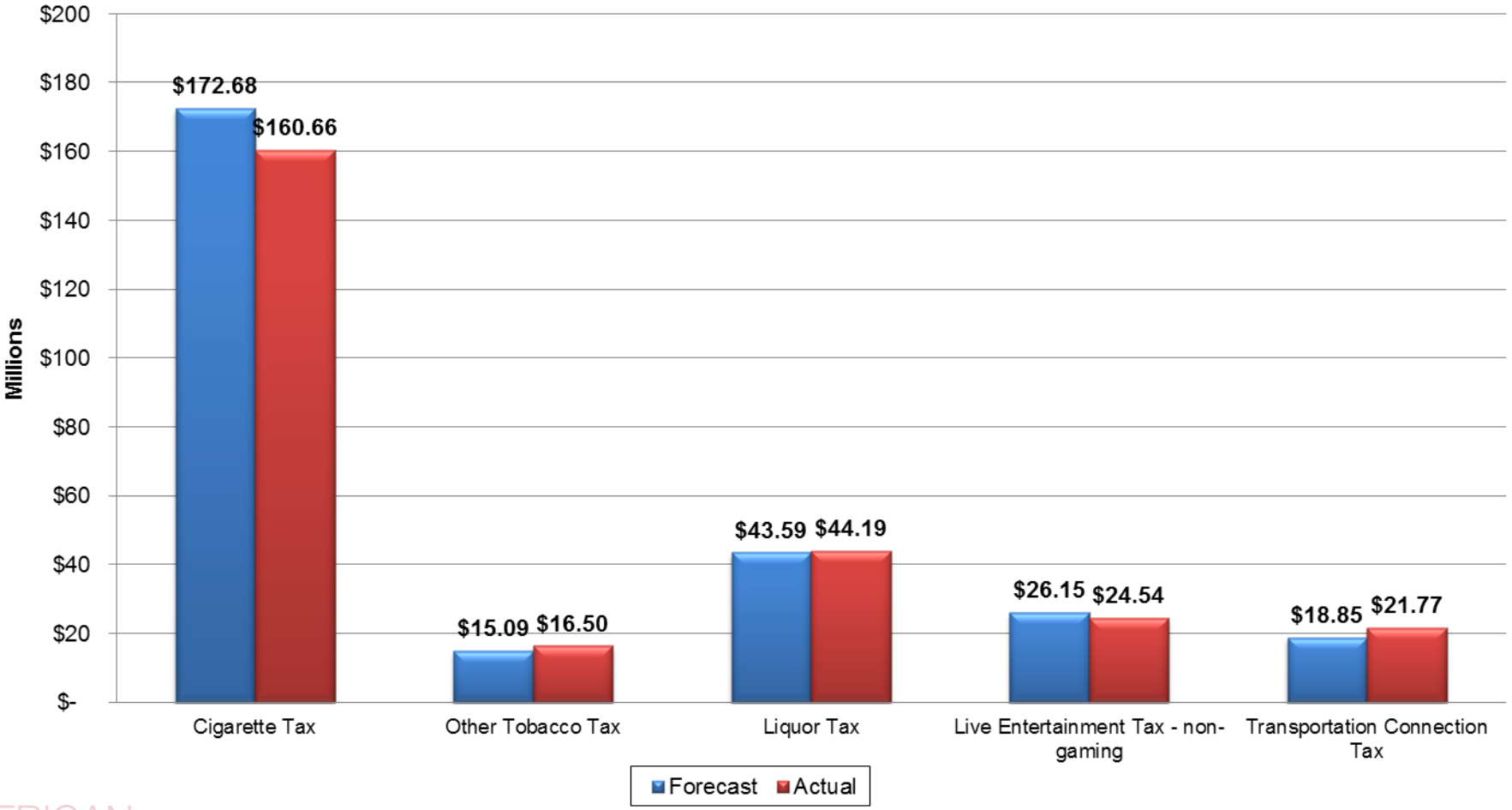

AMERICAN OVERSIGHT

Commerce tax accounted for 5.5% of General Fund revenue in 2017, other tax portions little changed from 2010

General Fund Revenue Sources in 2010 (Millions)

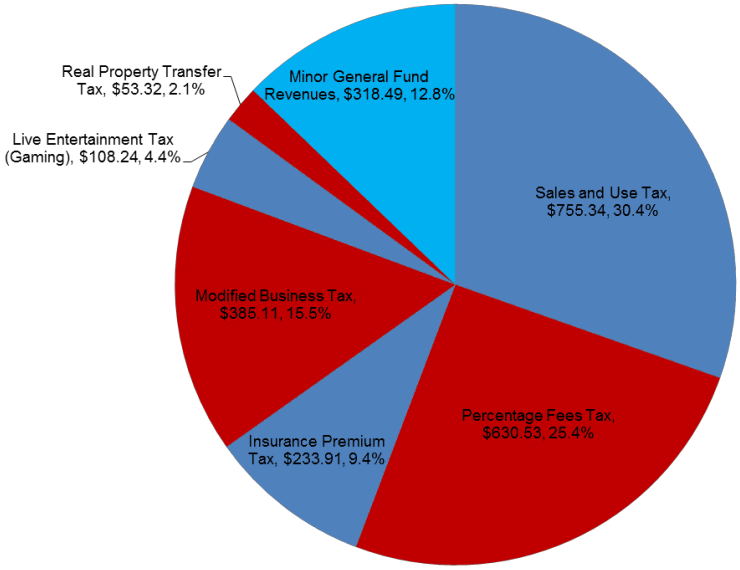

General Fund Revenue Sources in 2017 (Millions)

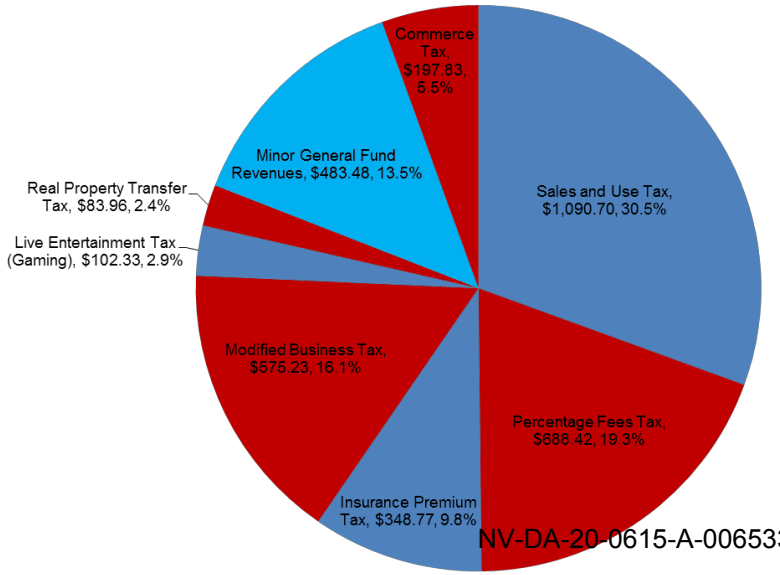

AMERICAN OVERSIGHT

Reduction of Modified Business Tax (MBT) Rates Based on MBT & Commerce Tax Collections

- Commerce tax collections totaled $201.93 million in FY18, compared to $186.05 projected by the Economic Forum (a difference of 8.5 percent).
- Modified Business Tax collections totaled $581.84 million for the fiscal year, almost 11 percent higher than the projected amount of $525.62 million.
- By September 30th each year, the Department must evaluate whether an adjustment to the Modified Business Tax (MBT) rate is necessary based upon the amounts collected for both the MBT and the Commerce tax in the previous fiscal year.
  - To do this, the amounts of MBT and commerce tax collected for the previous fiscal year (in this case, FY18) are summed and compared to the amounts which were forecasted by the Economic Forum.
  - If the collected amount exceeds the forecasted amount by more than 4 percent, the MBT rates (for general business, financial institutions and mining) must be decreased proportionally so that the combined collected amount *would have been* only four percent higher than the forecasted amount.
- Currently, the MBT rates are 1.475 percent for general business and two percent each for financial institutions and mining.
- In FY18, actual combined revenues from the MBT and the Commerce tax were 10.1% higher than forecasted. As a result, a reset of the MBT rates will be necessary.

AMERICAN OVERSIGHT

Stephanie M. Klapstein

From: Lagomarsino, Katie R. EOP/WHO <Katie.R.Lagomarsino@who.eop.gov>
Sent: Thursday, October 18, 2018 5:46 PM
To: Lagomarsino, Katie R. EOP/WHO
Subject: Tomorrow: White House Briefing Call

State and Local Leaders,

You are invited to a briefing call taking place tomorrow on Friday, October 19 at 10:30 a.m. ET with officials from the White House and the U.S. Treasury. This will be an opportunity to discuss proposed regulations on opportunity zones.

White House Briefing on Proposed Regulations on Opportunity Zones

- Date: Friday, October 19
- Time: 10:30 a.m. ET
- **RSVP HERE**. Please note you will receive dial-in information after you RSVP.

Please let me know if you have any questions.

Katie Lagomarsino
Special Projects Manager
White House Office of Intergovernmental Affairs
O: 202.456.4754 | C: 202.881.9205 | E: Katie.R.Lagomarsino@who.eop.gov

AMERICAN OVERSIGHT

NV-DA-20-0615-A-006535

Stephanie M. Klapstein

From: mheriman@diversifynevada.com
Sent: Monday, September 17, 2018 9:07 AM
Subject: *Update* September 20, 2018 GOED Board Meeting - Agenda & Materials
Attachments: 4. GOED Board Meeting Minutes - August 14, 2018.pdf; 4. GOED Board Meeting Minutes - July 11, 2018.pdf; 1. September 2018 - Agenda.pdf

Good morning All,

Attached please find an updated agenda for the September 20, 2018 GOED Board meeting, with a corrected amount for Item 8B.

The materials are also posted and available on our website: http://www.diversifynevada.com/meetings/goed-board-meeting-1-1-1-1-1-1-1#agendas.

Please note, the materials for agenda item 8C. will be distributed tomorrow.

I have also attached the draft minutes from the July 11, 2018 and the August 14, 2018 meetings for your review.

Please also be reminded of the change in location for this meeting:

North
The Legislative Building
Legislative Counsel Bureau
401 South Carson St. Room 3137
Carson City, NV 89701

South
Grant Sawyer Building
Legislative Counsel Bureau
555 E. Washington Ave, Room 4412
Las Vegas, NV 89101

Thank you,
Mariah Heriman
Asst. to Paul Anderson
Program Management Specialist
Nevada Governor's Office of Economic Development
555 East Washington Ave. Suite 5400
Las Vegas, NV 89101
Main: (702) 486-2700
Direct: (702) 486-2119
Cell: (702) 271-4296
www.diversifynevada.com
mheriman@diversifynevada.com

Nevada Governor's Office of
ECONOMIC DEVELOPMENT
Empowering Success

AMERICAN OVERSIGHT

NV-DA-20-0615-A-006536

STATE OF NEVADA
GOVERNOR'S OFFICE OF ECONOMIC DEVELOPMENT
BOARD MEETING
July 11, 2018

The meeting of the Board of Economic Development was called to order by Governor Brian Sandoval at the Legislative Counsel Bureau, 401 South Carson Street, Room 3137, Carson City, Nevada, 89701; and via video conference at the Grant Sawyer Building, Legislative Counsel Bureau, Room 4412, 555 E. Washington Avenue, Las Vegas, Nevada, 89101.

1. CALL TO ORDER, ROLL CALL AND ESTABLISH QUORUM

VOTING BOARD MEMBERS PRESENT
Governor Brian Sandoval, State of Nevada
Secretary of State Barbara Cegavske, State of Nevada
Dr. Weldon Havins, Director, Medical Jurisprudence and Ophthalmology, Touro University Nevada
Mr. Adam Kramer, Executive Vice President of Strategy, Switch, Inc.
Mr. James Barrett, Jr., President and Founder, The JABarrett Company
Dr. Dana Bennett, President, Nevada Mining Association
Mr. Dan Klaich, Voting Member at Large

BOARD MEMBERS ABSENT AND EXCUSED
Lieutenant Governor Mark Hutchison, State of Nevada
Mr. Raymond Specht, Founder and CEO, Specht Leadership Consulting

NON-VOTING BOARD MEMBERS PRESENT
Mr. Don Soderberg, Director, Department of Employment Rehabilitation and Training

NON-VOTING BOARD MEMBERS ABSENT AND EXCUSED
Dr. Thom Reilly, Chancellor and Chief Executive Officer, Nevada System of Higher Education

STAFF MEMBERS PRESENT
Paul Anderson, Executive Director, GOED, Secretary of Board
Derek Armstrong, Deputy Director, GOED
Matt Moore, Deputy Director, GOED
Karsten Heise, Director of Technology Commercialization, GOED
Bob Potts, Director of Research, GOED
Stacey Bostwick, Workforce Development Program Coordinator, GOED
Gillian Barclay, Healthcare Industry Specialist, GOED
Michelle Sibley, Executive Assistant / HR Coordinator, GOED
Melanie Sheldon, Program Manager, GOED
Mariah Heriman, Executive Assistant / Program Management Specialist, GOED

AMERICAN OVERSIGHT

GUESTS PRESENT
Assemblywoman Irene Bustamante-Adams
Sonia Mendez, Office of Assemblywoman Irene Bustamante-Adams
Scott Anderson, Secretary of State's Office
Henna Rasul, Attorney General's Office
Christine Guerci, Special Counsel to the Colorado River Commission and GOED
Shelli Long, Department of Taxation
Lezlie Helget, Department of Taxation
Phil Klevorick, Clark County Economic Development
Dave Mendiola, Humboldt County
Bill Arent, City of Las Vegas
Michelle Lindsey, NV Energy
Nate McKinnon, Nevada System of Higher Education
Michael Buis, Pacific States Communications
Bailey Schulz, Las Vegas Review Journal
Stan Thomas, EDAWN
Jared Smith, LVGEA
Michael Walsh, LVGEA
Kylie Rowe, LVGEA
Anthony Ruiz, LVGEA
Andrew Haskin, NNDA
Sheldon Mudd, NNRDA
Jan Morrison, NNRDA
Eric Fletcher, Allegiant Travel Company
Hilarie Grey, Allegiant Travel Company
Johnathan Jackson, Allegiant Travel Company
Scott Sheldon, Allegiant Travel Company
Paul Eickoff, Polaris Industries, Inc.
Carlo Luri, Bently Heritage, LLC
Bryan Davis, Bently Heritage, LLC
Blair Bigelow, Bigelow Aeorspace
Paul Rostek, Cyanco Company, LLC
Alana Ackerson, Figure Technologies, Inc.
June Ou, Figure Technologies, Inc.
Tony Hnat, Figure Technologies, Inc.

AMERICAN OVERSIGHT

2. PUBLIC COMMENT

Governor Brian Sandoval asked if anyone from the public sought to make public comment. No public comment was provided.

3. GOVERNOR SANDOVAL'S COMMENTS

Governor Sandoval advised he had led a State trade mission to the Basque region of Spain in June 2018 and had signed MOUs with the President of Bizkaia and the President of Navarra. The MOUs encourage closer ties, collaboration and trade in the areas of smart grid technology, renewable energy, blockchain technology, water technology, and agri-food industries.

In addition to many productive meetings, the trade delegation toured a facility where a key piece of the future of Southern Nevada's access to water is in the process of being built. Headquartered in the Basque Country of Spain, Indar, a world leader in rotating electrical machines, is manufacturing massive, cutting-edge submersible pumps to draw water from Lake Mead through the unprecedented infrastructure project known as the third straw.

The trade delegation also met with a manufacturer of cell phone-controlled door locks. The Governor noted a direct application to school safety and the ability for staff and teachers to have increased control in the event of an emergency. Governor Sandoval advised he had established a Statewide School Safety Task Force, charged with the safety of Nevada's schoolchildren and was excited about the potential application of this product.

The Governor's Office of Economic Development (GOED) International Trade division recently announced the creation of a new initiative aimed at attracting international, high-growth companies looking to establish U.S. footholds and expand. Nevada Global will partner with economic development agencies abroad to identify candidate businesses and connect them to Nevada's startup accelerator community.

4. APPROVAL OF THE MAY 17, 2018 BOARD MEETING MINUTES

A MOTION WAS MADE BY SECRETARY OF STATE BARBARA CEGAVSKE TO APPROVE THE MAY 17, 2018 MEETING MINUTES. THIS MOTION WAS SECONDED BY MR. JAMES BARRETT. THE MOTION PASSED UNANIMOUSLY.

AMERICAN OVERSIGHT

5. ABATEMENT APPLICATIONS FOR BOARD APPROVAL

A. BENTLY HERITAGE, LLC

- **SALES TAX ABATEMENT**
- **MODIFIED BUSINESS TAX ABATEMENT**
- **PERSONAL PROPERTY TAX ABATEMENT**

Mr. Andrew Haskin, Director of Business Development, Northern Nevada Development Authority (NNRDA), presented Bently Heritage and provided an overview of the company and abatements sought. Bently Heritage, LLC is a distilled spirits manufacturing business established in April 2016. The company had created a sustainable estate distillery in two historic properties located near downtown Minden. The company's products included premium spirits such as whiskey, gin, and vodka from local grains and botanicals. The company planned to hire an additional six employees at an average wage of $21.95 per hour and make a capital equipment investment of approximately $4.2 million. Mr. Haskin was joined by Mr. Carlos Luri, Director of Government Affairs and Mr. Bryan Davis, Marketing Director, Bentley Heritage, LLC.

Mr. Luri advised Bently Heritage, LLC would be expanding its current facility by building two new rickhouses, for whiskey storage and adding a bottling line. The distillery was also expected to open for public tours and tastings in the fall of 2018. Mr. Luri noted the recent public interest in craft distilling and historical tourism was anticipated to create a hub of activity in downtown Minden. This hub was expected to draw visitors from the Tahoe Basin and beyond which would bring additional revenues to local retailers, lodging and dining establishments.

Governor Sandoval asked if the botanicals and grains used in the company’s products were from Nevada. Mr. Davis confirmed and advised the company was constructing greenhouses on its ranch property to allow sustainable growth and harvesting of winter rye, wheat, and barley which would be malted in-house on the company’s own malting floor.

Governor Sandoval noted the company’s repurposing of two historic properties and asked the date these buildings were first constructed. Mr. Luri advised the Flour Mill had been built in 1906 and the Butter Factory was also over 100 years old.

Governor Sandoval commended the company for its commitment to Nevada’s history and noted that morning he’d had the privilege of being a part of a blessing ceremony at the Stewart Indian School, which was constructed in 1890 and was also undergoing a renovation and revitalization development.

A MOTION WAS MADE BY SECRETARY OF STATE CEGAVSKE TO APPROVE THE ABATEMENT APPLICATION OF BENTLY HERITAGE, LLC, FOR A SALES TAX ABATEMENT, MODIFIED BUSINESS TAX ABATEMENT, AND PERSONAL PROPERTY TAX ABATEMENT AS PRESENTED IN AGENDA ITEM 5A.

AMERICAN OVERSIGHT

THIS MOTION WAS SECONDED BY MR. DAN KLAICH. THE MOTION PASSED UNANIMOUSLY.

B. BIGELOW AEROSPACE

- **AVIATION SALES & USE TAX ABATEMENT**
- **AVIATION PERSONAL PROPERTY TAX ABATEMENT**

Ms. Kylie Rowe, Vice President of Economic Development, Las Vegas Global Economic Alliance (LVGEA) presented Bigelow Aerospace and provided an overview of the company and abatements sought. Bigelow Aerospace was founded in 1999, and their global headquarters is in North Las Vegas. The company is considering expanding its current operations. The expansion would accommodate the company's new project: the development and manufacture of Bigelow Aerospace's flagship spacecraft, the B330, an entirely autonomous platform outfitted with two dissimilar propulsion systems and entire suite of environmental life support systems. The B330 is the only spacecraft of its kind being developed in the world. Within the first year, the expansion would create five new jobs at an average hourly wage of $25 per hour and include capital investments of approximately $51 million in capital equipment and $6.5 billion investment in aviation parts over the forthcoming 20 years. Ms. Rowe was joined by Ms. Blair Bigelow, Vice President of Corporate Strategy, Bigelow Aerospace.

Ms. Bigelow advised Bigelow Aerospace was a relatively small outfit focused on accomplishing extraordinary things. The company hoped to be a symbol to Nevada for entrepreneurship, innovation, and technology advancement. To accommodate a new, groundbreaking project, the company was considering expanding its current North Las Vegas operations.

Governor Sandoval noted Bigelow Aerospace employed cutting edge aeronautical and mechanical engineers and asked if the company had a relationship with the University of Las Vegas (UNLV) and the University of Reno (UNR) engineering schools. Ms. Bigelow confirmed the company enjoyed a relationship with both schools and hoped to partner with them in the future.

Governor Sandoval inquired about the specific skill sets sought in employees. Ms. Bigelow advised the company sought skills in specialized avionics along with structural, electrical and mechanical engineering.

Governor Sandoval thanked the company for the innovation it bought to the state and noted Bigelow Aerospace was a Nevadan company set to play an important role in in the history of mankind.

A MOTION WAS MADE BY SECRETARY OF STATE CEGAVSKE TO APPROVE THE ABATEMENT APPLICATION OF BIGELOW AEROSPACE FOR AN AVIATION SALES AND USE TAX ABATEMENT AND AN AVIATION PERSONAL PROPERTY TAX ABATEMENT AS PRESENTED IN AGENDA ITEM

AMERICAN OVERSIGHT

5B. THIS MOTION WAS SECONDED BY MR. ADAM KRAMER. THE MOTION PASSED UNANIMOUSLY.

C. CYANCO COMPANY, LLC

- **SALES TAX ABATEMENT**
- **MODIFIED BUSINESS TAX ABATEMENT**
- **PERSONAL PROPERTY TAX ABATEMENT**

D. CYANCO COMPANY, LLC – CATALYST FUND

Mr. Sheldon Mudd, Executive Director, Northeastern Nevada Regional Development Authority (NNRDA), presented Cyanco Company, LLC and provided a brief overview of the company and abatements sought. Cyanco Company, LLC manufactures and markets chemicals products. The company produced solid to liquid systems, cyanide control systems, peroxide assisted leaches, analyzers and sodium cyanide for the gold mining industry. The company started producing liquid sodium cyanide in 1990 at a single plant in Winnemucca, Nevada. The original plant was designed to produce 28 million pounds of product annually. A second plant came online in 1997 and investments had been made in both plants over the years to debottleneck, implement improvements and enhancements and increase production. Today, the two plants had production capacity of over 240 million pounds annually. The company's expansion would generate 20 full-time jobs at an average of $44.53 per hour and an approximate capital equipment investment of $11 million. Mr. Mudd was joined by Paul Rostek, President and General Manager, Cyanco Company, LLC.

Mr. Paul Rostek advised Cyanco Company, LLC was considering expanding its Humboldt County facility. The project would involve the establishment of a new solid sodium cyanide manufacturing facility with an annual production capacity of 60 million pounds. The company would export 100% of product from its new solids facility to serve its customers in Canada, Mexico, Texas and other locations outside of Nevada. Over the company's history in Nevada, it has delivered more than two billion pounds of product safely without incident. Mr. Rostek advised the company also provided annual training exercises for employees, mines and first responders.

Governor Sandoval noted the company was considering both Texas and Nevada and asked about the company's next steps should it be awarded the abatements sought. Mr. Rostek advised the company anticipated making its decision very swiftly and advised the company was still in discussions regarding incentives at the local level.

Mr. Kramer asked what led the company to consider expanding in Winnemucca. Mr. Rostek advised Cyanco Company, LLC has been a proud member of the Winnemucca and Humboldt County communities for more than 25 years and enjoyed an excellent working relationship with the city and the county. Additionally, the company currently had two solution trains. If the Nevada mining requirements increased, the solids plant could accommodate a third train for converting excess into solids for global shipping. Therefore,

AMERICAN OVERSIGHT

the Winnemucca location represented a much broader strategic importance than just the initial solids plant. It could also be the launching pad for further expansions in Winnemucca.

Secretary of State Cegavske highlighted the company's letters of support for the application and noted the local communities were very supportive of the company's potential expansion.

Dr. Dana Bennett advised she would be abstaining from voting on Agenda items 5C and 5D as Cyanco Company, LLC was a member of Nevada Mining Association's governing board of directors.

A MOTION WAS MADE BY SECRETARY OF STATE CEGAVSKE TO APPROVE THE ABATEMENT APPLICATION OF CYANCO COMPANY, LLC FOR A SALES TAX ABATEMENT, MODIFIED BUSINESS TAX ABATEMENT AND PERSONAL PROPERTY TAX ABATEMENT AS PRESENTED IN AGENDA 5C AND CATALYST FUND GRANT IN AN AMOUNT NOT TO EXCEED $100,000, AS DESCRIBED IN AGENDA ITEM 5D. THIS MOTION WAS SECONDED BY MR. KLAICH. THE MOTION PASSED UNANIMOUSLY.

E. G4 WORKS, LLC

- **AVIATION SALES TAX ABATEMENT**
- **AVIATION PERSONAL PROPERTY TAX ABATEMENT**

Mr. Michael Walsh, Vice President of Economic Development, LVGEA, presented G4 Works, LLC and provided a brief overview of the company and abatements sought. G4 Works, LLC operated as a subsidiary of Allegiant Travel Company (Allegiant). Allegiant operated an airline founded in 1998 and was now as one of America's premier ultra-low-cost-carriers, offering non-stop air service to leisure travelers from under-served small and medium-sized communities to world-class destinations. Allegiant provides nonstop, scheduled service from 120 U.S. cities. In addition to its scheduled service, the airline also operated charter service throughout the U.S., Mexico and Canada Within the first year, the expansion would create seven new jobs at an average hourly wage of $20.52 per hour and include capital investments of approximately $6.2 million in capital equipment and $595,564 investment in aviation parts over the forthcoming 20 years. Mr. Walsh was joined by Mr. Scott Sheldon, Chief Financial Officer and Mr. Jonathan Jackson, Specialist, Government Affairs, Allegiant Travel Company.

Mr. Sheldon advised G4 Works, LLC was considering establishing an aircraft maintenance and distribution center in southern Nevada. The project would create a stock warehouse in Las Vegas. This warehouse would contain aircraft parts and tools capable of servicing Allegiant Travel Company's planes at the Las Vegas McCarran International Airport, as well as at other airports across the Allegiant network and strengthen the operational efficiency of Allegiant's aircraft maintenance in the region.

AMERICAN OVERSIGHT

Governor Sandoval inquired about the specific skill sets sought for the jobs in the company's application. Mr. Sheldon advised the company would be seeking to fill a variety of positions including parts clerks, technical purchasing skill sets and other technical expertise in the areas of parts procurement.

Governor Sandoval asked if the company planned to do the maintenance on its new western fleet in Las Vegas. Mr. Sheldon advised the parts and tooling support would be housed out of Las Vegas. Currently, Allegiant was at the tail end of a complete fleet transition from an MD-80 operator to an all airbus operator. This would involve significant network configuration changes. The company planned to use Las Vegas as a launching ground and support base for its western destinations. Historically, the company has used Arizona as a teardown facility for its MD-80 fleet in addition to its parts support. The fleet transition provided an opportunity and enhance its Southern Nevada activities and operations.

Mr. Kramer commended Governor Sandoval and Director Anderson, for their involvement in passing the aviation abatement legislation. G4 Works, LLC's application was in complete alignment with the intent of attracting, retaining, and growing aviation operations in Nevada.

Governor Sandoval concurred on the importance of the bill and noted it had greatly increased Nevada's competitiveness in this area.

A MOTION WAS MADE BY DR. BENNETT TO APPROVE THE ABATEMENT APPLICATION OF G4 WORKS, LLC, FOR AN AVIATION SALES TAX ABATEMENT AND AN AVIATION PERSONAL PROPERTY TAX ABATEMENT AS PRESENTED IN AGENDA ITEM 5E. THIS MOTION WAS SECONDED BY DR. WELDON HAVINS. THE MOTION PASSED UNANIMOUSLY.

6. ABATEMENT APPLICATIONS FOR DIRECTOR APPROVAL

A. FIGURE TECHNOLOGIES, INC.

- **SALES TAX ABATEMENT**
- **PERSONAL PROPERTY TAX ABATEMENT**

Mr. Stan Thomas, Executive Vice President, Economic Development Authority of Western Nevada (EDAWN) presented Figure Technologies, Inc. and provided an overview of the company and abatements sought. Figure Technologies, Inc. is a financial technology company with the mission of leveraging blockchain, AI, and advanced analytics to unlock new access points for consumer credit products that can transform the financial lives of its customers. The company provides home equity release solutions, including home equity lines of credit, home improvement loans and home buy-lease back offerings for retirement. Concurrently, Figure Technologies, Inc. is building a blockchain protocol for the origination, custody, trading and securitization of whole loans and other assets. The company had significantly de-risked capital for equity release takeout, with participation from multiple leading buy and sell side firms who will transact using the blockchain. The company also provided its members with financial literacy products via content and support

AMERICAN OVERSIGHT

on its site. The products were built on the three pillars of financial literacy, financial empowerment and action. Figure Technologies, Inc. currently had offices in San Francisco, CA and Bozeman, MT. The company planned to hire 65 employees at $30.01 per hour and make and approximate capital investment of $264,615. Mr. Thomas was joined by Ms. June Ou, Chief Operating Officer, Figure Technologies, Inc.

Ms. Ou advised Figure Technologies, Inc. was considering locating a facility in downtown Reno. The proposed facility would house the company's customer service, loan servicing, financial advisory and engineering operations. Ms. Ou noted the company had been pleased with Reno thus far and generally impressed with the local and state government in terms of their commitment to the residents of Nevada.

Governor Sandoval inquired about the company's workforce and recruitment requirements. Ms. Ou advised the company sought to fill a variety of positions. There would be customer service positions which may be of interest to graduates of UNR. These jobs could also provide pathways to certified financial planning certifications or registered investment advisors. The company would also be hiring positions in asset management, marketing and engineering.

Governor Sandoval noted the company has already made an initial connection with UNR and suggested the company also connect with UNLV. Ms. advised the company planned to be involved in the local community and engaged with the universities. Engineers at the company's Montana facility often volunteered to teach University classes.

Governor Sandoval asked about the company's next steps should it be awarded the abatements sought. Ms. Ou advised the company had already put recruitment plans in place for the Reno facility.

Mr. Kramer suggested the company might, at some point, be interested in connecting with an existing Reno based company called Filament, an innovative startup that develops blockchain solutions to leverage industrial internet of things data.

Director Anderson advised the company would be returning with a Catalyst Application for the September 20, 2018 Board Meeting. There would also be discussions around WINN funding to assist in building a pipeline of qualified employees.

Governor Sandoval noted it was tremendous to have a company of this caliber see Reno and Nevada as a place to locate, grow and thrive.

DIRECTOR ANDERSON APPROVED THE APPLICATION FOR A SALES TAX ABATEMENT AND A PERSONAL PROPERTY TAX ABATEMENT AS DESCRIBED IN AGENDA ITEM 6A.

AMERICAN OVERSIGHT

B. POLARIS INDUSTRIES, INC. – Catalyst Fund

Mr. Haskin, NNDA, presented Polaris Industries, Inc.'s Catalyst Fund application. Polaris Industries, Inc. designs, engineers, manufactures and markets power sports vehicles worldwide. The company offers ORVs, including all-terrain vehicles and side-by-side vehicles for recreational and utility use; snowmobiles; motorcycles; and low emission, light duty hauling, passenger, commercial and industrial vehicles, as well as snow bike conversion kit systems. Polaris Industries, Inc. also produces or supplies various replacement parts and accessories and manufactures, distributes, retails, and installs aftermarket parts and accessories for light trucks, jeeps, sport-utility vehicles, and other four-wheel drive vehicles. The project would create 64 new jobs at an average hourly wage of $21.95 an hour with an approximate investment of $13.6m in capital equipment. The company's catalyst application was in addition to its application for standard abatements at the March 15, 2018 GOED Board Meeting where the company was approved for a Modified Business Tax abatement, Sales and Use Tax abatement, and a Personal Property tax abatement. Mr. Haskin was joined by Mr. Paul Eickhoff, Senior Director of Distribution, Polaris Industries, Inc.

Mr. Eickhoff advised Polaris Industries, Inc. would be establishing a new western United States distribution center in Fernley, Nevada. The company currently had existing distribution centers in Ohio and South Dakota and was looking for western United States presence to maximize efficiency and delivery speed to the company's customers. Mr. Eickhoff noted the company appreciated being considered for the Catalyst Fund grant and looked forward to a continued partnership with the state of Nevada, Lyon County, and city of Fernley.

Director Anderson noted Polaris Industries, Inc. was creating quality jobs with good wages and he looked forward to seeing the continued growth of the company in Nevada. Director Anderson also thanked Lyon County for its assistance in the Catalyst Fund grant process.

DIRECTOR ANDERSON APPROVED THE CATALYST FUND GRANT IN AN AMOUNT NOT TO EXCEED $100,000, AS DESCRIBED IN AGENDA ITEM 6B.

7. WORKFORCE INNOVATION FOR THE NEW NEVADA (WINN) FUND PROGRAM FOR BOARD APPROVAL

A. RATIFICATION OF SUPPLEMENTAL NUTRITION ASSISTANCE PROGRAM (SNAP) RECIPIENT PILOT PROGRAM – Requesting funding for pilot program, not to exceed $210,000 – approved by Director at March 15 Board meeting, now to be approved by Board.

Director Anderson advised this item had initially been approved at the March 15, 2018 Board Meeting. However, the dollar amount exceeded Director approval. Therefore, today's agenda item would comprise an update and a ratification of the item. Director Anderson introduced Ms. Stacey Bostwick, Workforce Development Program Coordinator, GOED

AMERICAN OVERSIGHT

Ms. Bostwick advised this application pertained to phase two of the project. The GOED Board had also approved an appropriation for phase one which was launched in January 2018. Western Nevada College was the primary education provider in phase one with an initial plan to serve 20 individuals on SNAP. Phase two is a program expansion to offer an additional 100 placements. Both Truckee Meadows Community College and Western Nevada College were gaining impetus with these programs. Therefore, there would be robust program data available next quarter. Ms. Bostwick advised that utilizing state funding, such as WINN, or local funding for investments in workforce training, produced potential to unlock federal funding for educational institutions and generate opportunities for program development and expansion to meet the demands of local employers.

Governor Sandoval asked if the program would also be made available in Southern Nevada. Ms. Bostwick advised all existing WINN funded projects in manufacturing, technology and health would be used as a platform to expand on a wider level.

Governor Sandoval commended the program and noted it provided individuals an opportunity to enter or re-enter the workforce and access quality employment, wages and benefits.

A MOTION WAS MADE BY MR. BARRETT TO APPROVE THE RATIFICATION OF THE SNAP PILOT PROGRAM AS PRESENTED IN AGENDA ITEM NUMBER 7. THIS MOTION WAS SECONDED BY DR. HAVINS. THE MOTION PASSED UNANIMOUSLY.

8. WORKFORCE INNOVATION FOR NEW NEVADA (WINN) FUND PROGRAM FOR DIRECTOR APPROVAL.

A. GROWING THE NURSING WORKFORCE TO IMPROVE POPULATION HEALTH OUTCOMES AND CREATE JOBS IN THE STATE OF NEVADA
Request for approval to enter into a WINN Grant agreement not to exceed $90,000.

Ms. Bostwick advised Agenda item 8. would be moved to the September 20, 2018 GOED Board Meeting. The project scope had recently changed due to additional employer partners wishing to participate.

9. PERFORMANCE MEASURES REPORT

Bob Potts, Research Director, GOED presented the GOED Performance Measures report covering economic development activity in Q2 of 2018.

There were 35 assisted companies reported in the first half of 2018. Of these, 21 are new to Nevada and 14 are existing companies expanding operations. These companies are expected to add 2,294 jobs to Nevada's economy in the next two years and to more than double that count once they are fully staffed.

AMERICAN OVERSIGHT

Of the 35 companies, 34 percent were manufacturers followed by logistics and operations (33 percent), and information technology (11 percent). The remaining 20 percent were essentially evenly split between the aerospace, tourism, healthcare and finance sectors.

The average hourly wage paid by companies assisted this year stands at $28.59. This reflects a $7.71 improvement over what it was for the same period last year when they stood at $20.88.

Capital investment by the 35 companies assisted this year currently stands at $329.8 million. This reflects a $153.2 million, or 86.7 percent improvement over what it was the same period last year.

Regarding recruitment activity, there were 23 wins in the first quarter of 2018. This represents a 53.3 percent increase from both the previous quarter and the first quarter of 2017. Activity in the earlier stages of the recruitment pipeline also showed marked improvement. When compared to last quarter, New Leads and Prospects were up by 52.8 and 8.4 percent, respectively; when compared to last year, they were up by 91.9 and 38.5 percent, respectively.

In the first quarter, there were an additional 10 leads and two prospects added to the Global Recruiting Pipeline. After removing those which have become inactive, the current inventory of all active global leads and prospects now stands at 46 and 12, respectively.

Performance activity for the Nevada Procurement Technical Assistance Center (PTAC) through the first nine months of this fiscal year had been exceptionally strong. Year to-date, the number of contracts was already 43.5 percent above last year's total and the contract amount even greater at 125.6 percent. The number of clients had slipped slightly in the most recent quarter, but the year-to-date average was still well above historic annual counts. The Nevada PTAC credits much of its recent success to resource partners like the U.S. Small Business Administration, the Nevada Department of Business and Industry, the Nevada Small Business Development Center and local chambers of commerce in promoting their free counseling services, training seminars and networking events.

In 2017, the number of Certified Emerging Small Businesses (ESB's) expanded by 34.2 percent and now stands at 1,139. For the year, the number of ESB's solicited to submit a quote, bid, or proposal on a contract improved by 335.0 percent when compared to 2016. This significant growth was largely the result of a broad outreach campaign by the Clark County School District. From 2016 to 2017, the number, amount, and average contract amount grew by 4.3, 7.9, and 3.4 percent, respectively.

Over the past two quarters, customers responded with perfect scores to the Nevada Film Office (NFO) Client Satisfaction Survey. Only once before in 2014 was customer satisfaction with the NFO this high. The Index is an aggregate measure on how customers

AMERICAN OVERSIGHT

rated their experience on availability, responsiveness, knowledge, willingness to help, and overall level of service. Since inception in 2014, client responses to the Nevada Film Office's Satisfaction Survey have consistently been very good.

The Community Development Block Grant Program (CDGB) underwent some big changes in 2017 when Carson City reverted to the state's CDBG program. As an Entitlement program, Carson City's focus is urban with different priorities than that of the GOED-CDBG rural programs. In 2018, there were 14 grants totaling $3,524,603. Rural Nevada received 9 grants with a total allocation of $3,061,919 and Urban Nevada received five grants with a total allocation of $462,684.

The number of workers in Nevada's economy continues to set record levels and currently stands at 1,374,200. This reflects a gain of 261,600 jobs since the recessionary low and 76,900 above the pre-recession high. Nevada currently has the fastest private sector job growth in the country. The unemployment rate currently stands at 4.8 percent; a 0.3 percentage point improvement from this time last year and 8.9 points below the recessionary high of 13.7 percent. The prerecession unemployment low was 3.9 percent.

With the addition of 210 jobs, there are currently 14,300 workers employed in Nevada's Aerospace and Defense sector. Average annual earnings also improved by $380 and now stand at $85,500. When compared to last year, there had been a 5.9 percent increase in jobs and a 1.8 percent increase in earnings.

The number of jobs in Nevada's Business Information Technology sector expanded in the second quarter with the addition of 220 positions. Average earnings were essentially unchanged with only a slight improvement of $80 per year. For the year, job counts had improved by 3.8 percent and earnings by 1.7 percent.

When compared to last quarter, an additional 1,200 jobs were added to Nevada's Health and Medical sector for a total of 111,800 workers employed. Growth in earnings, however, was flat and currently stands at $56,400. When compared to last year, job counts in Nevada's healthcare sector had expanded by 5.0 percent and earnings by 0.6 percent.

There are currently 54,200 workers in Nevada's Natural Resource Technologies sector with the addition of 1,760 jobs in the second quarter. Average annual earnings had been unchanged and currently stand at $66,400. When compared to last year, job counts had improved by 8.7 percent and earnings by 1.2 percent.

Although there was a slight annual earnings improvement of $110 in Nevada's Manufacturing and Logistics sector, job counts improved by more than 2,700 workers in the second quarter. Overall, the sector now employs 125,100 workers with average annual earnings of $59,400. For the year, jobs had grown by 6.29 percent and earnings by 3.2 percent.

Growth has been strong in Nevada's Manufacturing sector with the addition of 1,340 workers in the second quarter. Currently there are 46,200 workers employed in the sector

AMERICAN OVERSIGHT

making, on average, $55,900 per year. Since last year, job counts had grown by 7.2 percent and average annual earnings by 1.8 percent.

10. DIRECTOR'S REPORT – REVIEW AND DISCUSSION

Director Anderson advised the Governor led Basque Region Trade Mission had proved very productive. The delegation had the opportunity to meet with a large group of commercial entities in conjunction with higher education institutions.

A month prior to the launch of Nevada Global, GOED implemented a soft launch/pilot which generated a significant amount of interest. As part of the soft launch Nevada Global conducted its first recruiting trip to Poland led by GOED's Director of Special Projects, Pawel Pietrasienski. Mr. Pietrasienski conducted a one-week boot camp for thirty companies in Lublin, Poland in partnership with the Lubelskie Government and the Polish American Chamber of Commerce of Nevada. Five of the companies that participated in the boot camp would visit Nevada for one week in July for an orientation of Nevada Global.

In the forthcoming months, an inbound delegation will be visiting from Spain. This delegation would also participate in a Nevada Global boot camp as preparation to enter the U.S. market

In June 2018, GOED signed an MOU with the World Trade Center (WTC), which was owned and operated by the Las Vegas Convention and Visitors Authority. This would further enhance collaboration to build the Las Vegas brand as a global business destination and grow international visitation to both the destination and to tradeshows like CES. Additionally, the MOUs provided the opportunity to expand business opportunities across several industry sectors.

During the months of May and June 2018, GOED International Trade Division provided financial assistance awards through the State Trade Expansion Program Grant to 9 companies for a total amount of $43,000. The financial assistance awards are used to assist companies by offsetting the cost of engaging in export sales activities. GOED had applied for additional funding in order to expand the program in the next biennium.

Nevada Institute for Autonomous Systems (NIAS) has intensified human resource efforts to stand up the Nevada Drone Center of Excellence (NDCOE) for Public Safety and recently completed a Nevada Drone Industry State-wide survey that reflected strong support toward the State of Nevada and NIAS to open the NDCOE. NIAS is in the process of conducting sponsorship reach outs and standing up a fund-raising capability from ground zero. Safe and successful UAS operations rely on quality training, end user education and maximizing public safety processes.

GOED and Bank of Nevada approved two more Nevada Opportunity Fund Loans totaling $150,000. Senate Bill 126 created the Nevada Opportunity Fund. The Nevada Opportunity

AMERICAN OVERSIGHT

Fund was created during the last legislative session to help provide small business owners access to funding. One million dollars of state funds were set aside and available through the Governor's Office of Economic Development to assist businesses unable to meet conventional small business loan qualifications. The Opportunity Loan program had now approved 4 of 5 applicants for a total of $225K. GOED and Bank of Nevada were developing the program and marketing to expand into rural areas.

The Community Development Block Grant (CDBG) approved eight projects for full funding, one project approved for partial funding with conditions. An additional six entitlement projects for ~$500K for Carson City were also approved. This was a great investment in the rural communities, and certainly more community development focused versus pure economic development. This was an important piece of the puzzle when looking at rural communities and the opportunities for CDBG grants and the Main Street Program.

The IRS certified Nevada's 61 Opportunity Zone census tracts. GOED was currently looking to build a task force to ensure investment opportunities are highlighted to as many people as possible and to encourage local investment.

The Nevada Film Office's new online locations directory was completed and online. The Directory was designed to better connect potential film locations around Nevada with production companies, giving local businesses more control and more opportunity.

Together with the Nevada Department of Transportation (NDOT), Nevada Procurement Technical Assistance Center (PTAC) went on an outreach trip at the beginning of May to Winnemucca, Lovelock, Elko, Battle Mountain, Ely and Eureka. The purpose was to promote PTAC's free procurement technical assistance regarding public sector contracting and subcontracting, provide training on how to do business with the government, and deliver training on how to do business with NDOT. A total of 11 business representatives attended the workshops.

The Workforce Innovations for New Nevada (WINN) program is expanding and growing. A focus issue was establishing a pipeline of nursing and health professionals. The first stage of the solution strategy would be rolled out from July to December 2018 and would target faculty development for the Certified Nursing Assistant (CAN) programs offered at the high school level. Director Anderson highlighted Ms. Bostwick as a tremendous resource for the WINN program.

Director Anderson commended Mr. Potts, GOED's Research Director, for his contribution to the state and the nation regarding workforce development. Director Anderson noted Mr. Potts' comprehensive understanding of workforce development, how it affects the ability to grow in a sustainable way, and how to build the infrastructure and pipelines for employers immediate and future needs.

AMERICAN OVERSIGHT

In June 2018 GOED welcomed Mr. Joel Lenz as its new Mining Industry Specialist. Mr. Lenz had over 35 years of Nevada mining and leadership experience culminating as the General Manager of the Newmont Phoenix mine. Mr. Lenz was based in GOED's Elko office.

11. STATE OF NEVADA UNEMPLOYMENT RATE UPDATE ABATEMENT APPLICATIONS FOR BOARD APPROVAL as established by the Research and Analysis Division of the Nevada Department of Employment, Training and Rehabilitation.

Agenda item 11. was for information only. GOED is committed to providing this information for each Board meeting. There were no questions or comments regarding this item.

12. PUBLIC COMMENT

Governor Sandoval asked if anyone from the public sought to make public comment. No public comment was provided.

13. ADJOURNMENT

A MOTION WAS MADE BY SECRETARY CEGAVSKE TO ADJOURN THE MEETING. THIS MOTION WAS SECONDED BY DR. BENNETT. THE MOTION PASSED UNANIMOUSLY.

AMERICAN OVERSIGHT

STATE OF NEVADA
GOVERNOR'S OFFICE OF ECONOMIC DEVELOPMENT
BOARD MEETING
August 14, 2018

The meeting of the Board of Economic Development was called to order by Governor Brian Sandoval at the Grant Sawyer Building, Governor's Conference Room, 555 E. Washington Avenue, Room 5100, Las Vegas, Nevada, 89101; and via video conference at the Capitol Building, 101 N. Carson Street, Carson City, Nevada 89701.

1. CALL TO ORDER, ROLL CALL AND ESTABLISH QUORUM

VOTING BOARD MEMBERS PRESENT
Governor Brian Sandoval, State of Nevada
Lieutenant Governor Mark Hutchison, State of Nevada
Dr. Weldon Havins, Touro University, Nevada
Mr. James Barrett, Jr., President and Founder, The JABarrett Company
Dr. Dana Bennett, President, Nevada Mining Association
Mr. Dan Klaich, voting member at large
Mr. Raymond Specht, Founder & CEO Specht Leadership Consulting

BOARD MEMBERS ABSENT AND EXCUSED
Secretary of State Barbara Cegavske, State of Nevada
Mr. Adam Kramer, Executive Vice President of Strategy, Switch, Inc.

NON-VOTING BOARD MEMBERS PRESENT
Mr. Don Soderberg, Director, Department of Employment Rehabilitation and Training

NON-VOTING BOARD MEMBERS ABSENT AND EXCUSED
Dr. Thom Reilly, Chancellor and Chief Executive Officer, Nevada System of Higher Education

STAFF MEMBERS PRESENT
Paul Anderson, Executive Director, GOED, Secretary of Board
Derek Armstrong, Deputy Director, GOED
Matt Moore, Deputy Director, GOED
Bob Potts, Director of Research, GOED
Jessica Sanders, Program Specialist – CDBG, GOED
Melanie Sheldon, Program Manager, GOED
Mariah Heriman, Executive Assistant / Program Management Specialist, GOED

GUESTS PRESENT
Assemblywoman Irene Bustamante-Adams
Sonia Mendez, Office of Assemblywoman Irene Bustamante-Adams

AMERICAN OVERSIGHT

Nicole Linan, Lieutenant Governor's Office
Scott Anderson, Secretary of State's Office
Lori Chatwood, State Treasurer's Office
Henna Rasul, Attorney General's Office
Michelle Briggs, Attorney General's Office
Russell Guindon, Legislative Council Bureau
Pat Whitten, Storey County
Hugh Gallagher, Storey County
Bob Sader, TRIC General Improvement District Management
Brian Gordon, Applied Analysis
Paul Taggert, Taggert & Taggert, Ltd.
Alise Porto, Switch, Inc.
Patricia Mulroy, Switch, Inc.
Gary Milliken, Switch, Inc
Chris Reilly, Tesla, Inc.
Brian Scelfo, Tesla, Inc.
Martin Johnson, JNA Consulting Group, LLC
Randall W. Aleman, Emerald Lake T.C.
Kendra Follett, Sherman & Howard, LLC
Matthew Digesti, Blockchains
Leo Drozdoff, Drozdoff Group, LLC
Alex Samuelson, The Griffin Company, LLC

2. PUBLIC COMMENT

Governor Sandoval asked if anyone from the public sought to make public comment. No public comment was provided.

3. GOVERNOR SANDOVAL'S COMMENTS

Governor Sandoval noted he had recently led a trade mission to Ghana and South Africa. The trip had been focused on collaboration and trade in the areas of water technology, education and mining. More details would be provided at the next full Governor's Office of Economic Development (GOED) Board meeting.

4. REVIEW AND APPROVAL OF ECONOMIC DEVELOPMENT FINANCING PROPOSAL (EDFP) TAHOE RENO INDUSTRIAL CENTER (TRIC) EFFLUENT WATER PIPELINE

Director Paul Anderson, Executive Director, GOED provided an overview of the TRIC Effluent Pipeline Project and the request for bonding authority of $35 million to facilitate construction of the pipeline.

AMERICAN OVERSIGHT

The authority from GOED came out of SB 1, often referred to as the Faraday Special Session, that referenced a development at Apex Industrial Park, North Las Vegas. One of the qualifiers to access bonding authority was the presence of a qualified project making a capital investment of over $1 billion. TRIC's qualifying project was the Tesla Gigafactory. Given the strategic positioning of TRIC relative to the Truckee Meadows Water Reclamation Facility (TMWRF) and the needs of TRIC's tenants, the objective of this financing proposal was to develop an approximate 13-mile effluent water pipeline from TMWRF to TRIC, as well as several storage, advanced treatment and transmission components at TRIC. The entire project will be known as the "Effluent Project'; the pipeline from TMWRF to TRIC as the 'off-site Effluent Project' and the on-site improvements as the 'onsite Effluent Project'. Only the off-site Effluent Project will be considered for financing as part of an Economic Development Financing Proposal (EDFP). Increased availability of Process Water at TRIC from the Effluent Project is expected to resolve short and long-term load and capacity issues for TMWRF, improve water quality in the Truckee River and facilitate continued major future economic development benefitting all of northern Nevada.

Director Anderson introduced Mr. Pat Whitten, Storey County Manager. Mr. Whitten advised Storey County appeared before the Board a year prior, asking the Board to consider the EDFP as a means to further stimulate economic growth and build out in TRIC. Subsequently, selected project and financing elements had been modified and Storey County was back with a revised approach to finance the off-site Effluent Project.

Instead of one developer involved, there would now be six, including corporate giants such as Google, Tesla and Switch. The new developers brought a desire and a willingness to provide up-front funding through a Special Assessment District (SAD) process. Having low cost water available to these companies, coupled with the recent inclusion of TRIC in the Federal Government Opportunity Zone Program provided the catalyst these companies needed to fully develop their TRIC properties. On August 7, 2018, The Storey County Board of Commissioners voted unanimously to forward the proposal for consideration.

Mr. Whitten was joined by Mr. Martin Johnson, President, JNA Consulting Group, LLC. Mr. Johnson advised JNA Consulting Group, LLC were the financial advisors to Storey County and had been asked to assist the county with this project. Mr. Johnson noted, selected landowners would agree to self-assess the cost of the off-site Effluent Project by way of a special assessment district (SAD) to support approximately $35 million in bonds for the development of the off-site Effluent Project. The SAD bonds would be sourced to infrastructure bonding capacity allocated to GOED for economic development purposes. The $35 million off-site Effluent Project bond financing was also expected to comply with Storey County's SAD guidelines. In addition to the financing of the off-site Effluent Project, Storey County would create a tax increment area pursuant to Senate Bill 442 (SB442) of the 2017 Session of the Nevada Legislature that would allow for a cumulative reimbursement up to an amount equivalent to the debt service, including principal and interest, of the off-site Effluent Project SAD financing.

AMERICAN OVERSIGHT

Mr. Brian Gordon, Principal, Applied Analysis was introduced and advised, in addition to the off-site Effluent Project, the SAD participants intended to privately finance (either directly or through a third-party) the on-site Effluent Project. The on-site Effluent Project is expected to be segmented into two individual phases. The first phase focuses on common infrastructure shared among the SAD participants, and it will include water transmission and storage infrastructure, including wells and a reservoir. This first phase of the on-site Effluent Project is estimated to cost approximately $30 million. In addition to this phase of the project, selected water users require more advanced water treatment to generate water suitable for use in their operations. This second phase of the onsite Effluent Project is estimated to cost between $35 million and $85 million, depending on the number of participants, the technology employed and the costs associated with a potential third-party operator of these facilities. The combined cost of the total Effluent Project is expected to range from $100 million to $150 million.

As far as environmental benefits, the Truckee Meadows water shed had been fragile and one of the most litigated water sources in the western United States. This included the Truckee River. This project would divert 4,000 acre-feet, of high nitrate water, that would typically go into the Truckee River. This water would be diverted to TRIC where it would then be utilized by the landowners. If the project didn't move forward, TMWRF at some point, would be required to invest in water treatment infrastructure and this would entail an estimated capital cost of $30-40 million, in conjunction with annual recurring maintenance costs of approximately $1.5 million.

Ms. Patricia Mulroy, Consultant, Switch, Inc. was introduced and advised the pipeline would remove nitrates causing TMWRF to be out of compliance with EPA Clean Water Standards. Additionally, it would allow TMWFF to discharge without causing nitrate issues that are problematic for the endangered cui-ui fish species in river. The Pyramid Lake Paiute Tribe were also reliant on the river as a water source.

Two agreements were negotiated. The first was the effluent agreement, with the cities of Sparks and Reno, who control the TMWRF facility. In terms of ownership, the water will stay within the Reno Sparks area. TRIC will simply lease the water supply for the term of 50-60 years. TRIC would reimburse the City of Sparks and the TMWRF facilities for all extraneous expenses, and any capital improvements required in order to facilitate this endeavor and make the Reno Sparks area whole. The second agreement was recently approved by Truckee Meadows Water Authority (TMWA) which is the return flow management agreement. The agreement requires the TRIC landowners to turn over their Truckee River Rights of 1,500 acre-feet, to manage the river for instream flows for use by TMWA during the course of this agreement. The landowners will also pay for an adjudication process on ground water rights that are available through State right-of-ways with the Department of Transportation. The cost of that adjudication will be borne by the landowners and the water as well will be turned over to TMWA for management purposes to make the river whole.

AMERICAN OVERSIGHT

Governor Sandoval inquired if TMWA rate payers would incur savings as they would not be required to pay for the water treatment in years to come. Ms. Mulroy advised the rate payers would benefit. The mitigated cost of $40 million would prevent the wastewater rates from increasing. The larger benefit for TMWA and the Reno Sparks area, is the provision of maximum flexibility to TMWA in terms of managing the flows in the river regardless what the hydrology looked like in the system.

Governor Sandoval asked if the Pyramid Lake Paiute Tribe would receive a higher quality of water. Ms. Mulroy advised the tribe would receive a greatly improved quality of water and noted all parties were committed to making sure the Tribe would not be negatively affected by this agreement.

Governor Sandoval asked is there was any type of return discharge from TRIC back to the river. Ms. Mulroy advised the Nevada Department of Environmental Protection (NDEP) had been clear there could be no discharge back into the river. The intent was to have a second pass-thru for reuse. Water not put to full consumptive use would once again enter the recycle process and be utilized. The water would stay contained in the TRIC area, thus saving water.

Lieutenant Governor Mark Hutchinson asked for clarification on the term of the lease. Ms. Mulroy stated the original term was 40 years with the option to extend.

Lieutenant Governor Hutchinson asked how the lease terms coincided with the infrastructure life expectation. Ms. Mulroy stated the bonds should be paid off before the lease expired and it would be a 20-25-year window for the bonding. The life of the infrastructure extends past the anticipated date timeframes for the bonds to be paid off. This could potentially be 80-90 years.

Lieutenant Governor Hutchinson asked Ms. Mulroy if she foresaw any additional challenges or objections from third parties. Ms. Mulroy advised there had been several public forums held and, to date, no issues had been raised.

Mr. James Barrett asked about the project's permitting process. Ms. Mulroy noted the permit process was still to occur. However, there was full commitment to being compliant with all the conditions around those permits.

Governor Sandoval asked if there were any environmental concerns associated with the construction portion of the project. Mr. Bob Sader, TRIC Improvement District, was introduced and advised he had been very involved in the right-of-way process for the path of the pipeline. There had been three or four different alignments and the alignment with the least environmental impacts had been selected. Additionally, there were no wetlands, the pipeline would not cross the Truckee River, nor would it enter Federal Lands. There were two state parcels, owned by the State of Nevada and there had been discussions with the Public Lands around the application for that. There had also been a high-degree of engineering on the right-of-way.

AMERICAN OVERSIGHT

Mr. Dan Klaich asked if the agreements with Reno and Sparks had been finalized. Ms. Mulroy confirmed this was the case. The agreements were approved by both the Sparks City Council and the Reno City Council, in terms of the lease agreement and the return flow management agreement.

Mr. Paul Taggert, Senior Partner, Taggart & Taggart, Ltd., was introduced and advised the return flow management agreement had been approved by Reno, Sparks and TMWA.

Mr. Klaich asked Mr. Taggert if he believed the agreements provided substantial economic benefits to the cities of Reno and Sparks. Mr. Taggert confirmed this was the case. There would be a cost mitigation in upgrading the TMWRF facility for treating effluent as capacity would be created in the facilities by taking this water out of the river. This changed the timeline for required facility improvements.

Mr. Klaich inquired if the easement or right-of-way been acquired. Mr. Taggart advised the easement had not yet been acquired and the right-of-way would be deferred until all agreements were completed and approved.

Mr. Klaich inquired if the off-site Effluent Project' project could be completed within the $35 million range. Mr. Taggart advised the $35 million was the best estimate at this point. Costs would be refined as the engineering was completed. If there was a surplus, the assessment payors would incur this.

Mr. Gordon provided an overview of the benefits related to TRIC. There were 12,700 developable acres in TRIC itself. The proposed projects would free up future development activity, as well as the intensity of development activity. These types of developments generally led to higher yields and higher levels of investment. These landowners were also creators of higher than average wage employment. In terms of financing, the underlying real estate value would be required to have a 3.5 times value, relative to the amount being considered for bonding. It would be 3.5 times $35 million under the SAD. Currently, the current appraisal is suggesting a 7 times value, when the project is completed. This provides significant security as it relates to the financing side of the equation. Additionally, the group is also requesting a Tax Increment Area (TIA) be developed. A portion of the incremental tax dollars would inure back to the landowners, as reimbursement up to the amount of the offsite improvements, or the $35 million. This is the maximum amount to be reimbursed under a potential TIA. This aligns with NRS 278C.150-Developer Reimbursements for Construction of Wastewater Infrastructure Projects. If there was no future development activity and no additional investments made, there would be no additional tax dollars going back to the private sector development.

The existence of the pipeline itself would add additional value in Storey County and open-up properties for future development and higher intense. All of this would increase economic opportunity within Storey County. The TIA would be a reimbursement of a portion of the pipeline and overall infrastructure costs. It would exclude any taxes that were

AMERICAN OVERSIGHT

scheduled to go to special districts such as the school districts as these were excluded from any increment or reimbursement back as part of this project. Fifty percent of the sales and use taxes were eligible for reimbursement. Fifty percent would stay with the original taxing entities as they were currently scheduled and only half of the modified business tax or payroll tax would be eligible for reimbursement back towards the infrastructure costs.

Once the $35 million reimbursement was made, as it relates to the off-site Effluent Project, one hundred percent of all incremental taxes would go back to the original taxing entities and no more would go to the private sector for reimbursement under the project. The pipeline would also provide a stable source of water and provide increased stability in terms of the overall economic activity for Storey County as a whole.

Governor Sandoval asked if property owners and homeowners of Storey County had any risk associated with this project and the bonding. Mr. Gordon advised all property owners would continue to pay the normal taxes and operate as usual. The exposure related to the SAD which required one hundred percent consent of all property owners within that district. An assessment was a lien on the property and co-equal to property taxes. If an assessment is not paid, foreclosure can occur on the property. Assessment districts and bonds can incur foreclosures for delinquencies. The assessments would be billed and collected semi-annually. The assessments, under statute, could go for a term of up to 30 years. Under the current proposal, the county would issue assessment district bonds and those bonds would then be purchased by the State through the Bond Bank Program. This allowed the interest rate on the state bonds to be passed through to the County bonds, which provided the lowest possible cost to capital for a Nevada local government. The bonds would be paid first from the assessment payments. Every six months there would be a bill for those assessments. Approximately two months later the bond payments would be made. To the extent the assessment payments are insufficient, there were other resources within the SAD. In addition to the other resources and cash available, there would be a reserve fund that is funded out of bond proceeds, the day of closing of the bond transaction, equal to one year's debt service. Theoretically, if all the property owners were delinquent, there would be enough money in the bank to make the payment for at least one year. If those three resources were insufficient, the county would be responsible for the amount of its uncommitted General Fund balance or the amount of the annual payment.

Governor Sandoval noted Storey County's approval was a significant factor and asked Mr. Whitten if there had been any opposition from the residents of the county. Mr. Whitten advised the vast majority were in favor of the pipeline although it had also been labelled 'corporate welfare.'

Lieutenant Governor Hutchison inquired about the geographic area of the SAD. Mr. Gordon advised there were two parcels located in TRIC within the SAD, but not within the TIA. One was owned by Switch and the other by Tesla.

AMERICAN OVERSIGHT

Lieutenant Governor Hutchison inquired if the TIA would entail developers fronting the money and receiving reimbursement, through various taxes that are going to be used to pay the $35 million. Mr. Gordon confirmed this was the case.

The Lieutenant Governor noted if the vacant land was never developed, the developers would assume all the risk. Mr. Gordon confirmed this was the case.

Mr. Klaich asked if the approval of the project would limit the state's ability to fund other projects. Lori Chatwood, Deputy Treasurer of Debt Management, Nevada State Treasurer's Office advised the maximum annual debt service was slightly more than $2 million a year. Therefore, this should not limit funding other projects.

Mr. Klaich asked Ms. Chatwood if she anticipated anything limiting the bonding capacity reported to the Governor as being available for additional CIP Projects. Ms. Chatwood advised that to the extent all of the revenues were sufficient, there would be no impact. Being that the project comprised a natural resource, it did not fall under the 2% constitutional debt limit. Therefore, the amount of capacity of bonding under the constitution was not affected.

Governor Sandoval asked Ms. Chatwood if she had reached any conclusions or opinions regarding the transaction. Ms. Chatwood noted, at first blush, the proposal looked solid. Ms. Chatwood advised, for the record, if the proposal were to be approved, the bond would be issued through the authority of SB 1 which had a blanket limit of $200 million. Therefore, the $35 million would go under that capacity, reducing that $200 million authority in the future.

Mr. Barrett inquired about matching between the SAD and the TIA. Mr. Johnson advised the SAD would be created by the County Commission at the September 18th meeting and bonds could be issued once a bond ordinance was adopted. This would take two readings from the Storey County Commission. Subsequently, the State Board of Finance would need to approve the issuance of the State bonds, which would be in November 2018. the County could not start forming the TIA prior to receiving Interim Finance Committee (IFC) approval. Assuming this was to happen in time for the September 18th meeting, the process to form a TIA could commence.

Dr. Havins inquired about the anticipated impacts, should the project not be approved. Mr. Johnson advised there would not be any additional revenue raised as, without the water, there could not be further development at TRIC.

Mr. Specht inquired about the pipeline's capacity. Ms. Mulroy advised it would be 4,000 acre-feet annually. Mr. Specht asked if that meant this the pipeline is 100% maximized at that point. Ms. Mulroy stated there was an oversizing component on the pipeline. If Reno, Sparks or Washoe County wished to lease additional effluent TRIC in the future, the pipeline would afford that opportunity. Mr. Sader advised it was initially estimated the pipe would need to be 18-inches. It was increased to 24 inches when it was determined the flows

AMERICAN OVERSIGHT

from TMWRF and the Reno Sparks Sewer Plant would be variable during the year. Currently, the decision was to go up to 30-inches in diameter, in order to be able to accommodate additional flows in the future

Mr. Klaich asked how the $35 million construction budget was calculated Mr. Sader advised the district engineers were from Farr West Engineering (Farr West). The firm had substantial experience building infrastructure and providing similar services to water and sewer systems all over northern Nevada. Farr West had made the $35 million estimate.

Mr. Klaich asked about additional funding, should the project cost more than $35 million. Mr. Sader advised the private parties involved would cover any overrun costs. It would not be borne by the county or by the state.

Mr. Klaich inquired about the ownership of the pipeline. Mr. Sader advised ownership of the pipeline would transfer to TRIGID upon completion.

Governor Sandoval asked if the private entity participants, in attendance, wished to make any comments. Mr. Chris Reilly, Workforce Development and Education Lead, Tesla, Inc. and Mr. Brian Scelfo, Senior Director, Corporate Development, Tesla, Inc. advised they were in in full support of the project and saw this as exciting for long-term growth at the Tesla Gigafactory.

Lieutenant Governor Hutchison inquired about future plans for the Tesla, Inc. parcels that were part of the TIA. Mr. Scelfo advised the Gigafactory is separated into different parcels. Currently, only the largest parcel had been developed. However, the company planned to expand onto the other parcels swiftly.

Lieutenant Governor Hutchison inquired about the impacts of the pipeline project on the Gigafactory expansion plans. Mr. Scelfo advised future expansion would not be possible without approval of the project.

Dr. Bennett asked when water would start flowing through that pipeline. Mr. Sader advised the current schedule would commence construction of the pipeline, and other facilities necessary, in the first quarter of 2019 with a completion date of late 2020.

Governor Sandoval noted he was comfortable with the financing proposal and felt there was extraordinary protection for the citizens of both Storey County and the State of Nevada Ultimately, the responsibility would fall upon the entities within the SAD. Regarding environmental issues, Governor Sandoval noted the people of Washoe County would benefit from the avoided costs of facilities necessary to clean the water that would otherwise be redirected to TRIC. The water coming into the river would also be beneficial to the Pyramid Lake Paiute Tribe. It was of great importance the Tribe be protected in conjunction with receiving higher quality water.

AMERICAN OVERSIGHT

Governor Sandoval noted the water would be recycled at TRIC which would actually save water. This would be another benefit to the residents of Washoe County, Storey County and the region. Regarding economic development, the project continued the New Nevada story of bringing some of the best jobs in the country to Nevada. Tesla, Inc. had exceeded its initial commitments to the state. At a recent Cimarron Memorial High School press conference, Tesla, Inc. made a $1.5 million contribution to support the development of robotics teams and STEM education throughout Nevada. Switch, Inc. had built the world's largest data center and planned to build another facility in northern Nevada. Google had already been providing training, free of cost, to citizens of Washoe County.

Governor Sandoval noted significantly trusted and experienced individuals had testified on behalf of the project. Ms. Mulroy had impeccable knowledge regarding the water situation and water quality. Mr. Taggert was a prominent water lawyer in the state and had worked on the project in consultation with Washoe County, Storey County, the City of Sparks and City of Reno. Mr. Sader, was a well-respected member of Nevada's Legislature, a former Chairman of the Judiciary Committee and had an extensive public service career. Governor Sandoval also noted Applied Analysis was an entity he knew and trusted and had provided expertise and guidance on some of the most complex issues associated with economic development in the state.

The proposed Effluent Pipeline project was a transformational project and would allow the State of Nevada to lead. Nevada had generated tremendous economic results. It was the most improved state in the country in terms of employment. The state was at a record level of employers. Clark County was the fastest growing metropolitan area in the United States of America. Nevada's average wage was the highest it's ever been, and 175,000 jobs lost, in the Great Recession, had been replaced with 260,000 jobs. Governor Sandoval noted he had full faith in the companies participating in the project.

Governor Sandoval said the form of the motion for Agenda Item 4 would be:

- To approve the TRIC EDFP submitted by Storey County.
- To approve the submission of the proposal to the IFC of the Nevada Legislature.
- To approve to enter into one or more agreements with Storey County or another local government to administer any districts and carry out the projects identified in the proposal as deemed necessary by the Executive Director.
- To approve the provision of notice of the approval of the proposal to the Board of County Commissioners of Storey County and the State Board of Finance and that the motion include to take all action necessary or appropriate to effectuate the approval of the proposal and provisions of NRS 360.981 to 360.992.

A MOTION WAS MADE BY MR. KLAICH TO APPROVE THE FIVE-PART MOTION FORMULATED BY GOVERNOR SANDOVAL. THIS MOTION WAS SECONDED BY LIEUTENANT GOVERNOR HUTCHISON. THE MOTION PASSED UNANIMOUSLY.

AMERICAN OVERSIGHT

5. REVIEW AND APPROVAL OF STOREY COUNTY RESOLUTIONS 501 & 502

Ms. Kendra Follett, Bond Counsel to Storey County, provided the following information: Resolution 501 is a resolution approving the financing proposal. This is adopted by the Board of County Commissioners of Storey County and it directed notification to the Governor's Office of Economic Development and the IFC pursuant to the provisions of NRS 278C and NRS 360. Resolution 502, also concerns the same project and it directs notice to the IFC under a different provision of 278C which specifically relates to the tax increment area.

Mr. Whitten advised the Storey County Board of Commissioners unanimously approved both Resolutions 501 and 502 a week ago.

The Governor said he would accept a motion to approve Storey County Resolutions 501 and 502, as presented in Agenda Item Number 5.

A MOTION WAS MADE BY MR. SPECHT TO APPROVE STOREY COUNTY RESOLUTIONS 501 & 502 AS PRESENTED IN AGENDA ITEM NUMBER 5. THIS MOTION WAS SECONDED BY MR. KLAICH. THE MOTION PASSED UNANIMOUSLY.

6. PUBLIC COMMENT

Governor Sandoval asked if anyone from the public sought to make public comment. No public comment was provided.

7. ADJOURNMENT

A MOTION WAS MADE BY DR. HAVINS TO ADJOURN THE MEETING. THIS MOTION WAS SECONDED BY MR. BARRETT. THE MOTION PASSED UNANIMOUSLY

AMERICAN OVERSIGHT

Nevada Governor's Office of
ECONOMIC DEVELOPMENT
Empowering Success

BOARD MEETING

September 20, 2018
1:00 p.m.

Main Location:
Grant Sawyer Building
Legislative Counsel Bureau
555 E. Washington Ave., Room 4412
Las Vegas, NV 89101

Public Location for Video Conference:
Legislative Counsel Bureau
401 South Carson St, Room 3137
Carson City, NV 89701

---

1. **Call to Order, Roll Call and Establish Quorum**
2. **Public Comment**
3. **Governor Sandoval's Comments**

For Possible Action

4. **Approval of the July 11, 2018 and August 14, 2018 Board Meeting Minutes**

5. **New Nevada Economic Overview** - Bob Potts, Research Director

For Possible Action

6. **Abatement Applications for Board Approval:**
   - **A. Air Liquide Advanced Technologies US, LLC** - Sales Tax Abatement - Modified Business Tax Abatement - Personal Property Tax Abatement – Real Property Tax Abatement
   - **B. Amami Systems, LLC –** Sales Tax Abatement – Modified Business Tax Abatement – Personal Property Tax Abatement
   - **C. ARES Nevada, LLC** - Sales Tax Abatement - Modified Business Tax Abatement - Personal Property Tax Abatement
   - **D. Cyanco Company, LLC** - Catalyst Fund
   - **E. Figure Technologies, Inc.** - Catalyst Fund
   - **F. Schlosser Forge Company dba Arconic** - Sales Tax Abatement - Modified Business Tax Abatement - Personal Property Tax Abatement
   - **G. SendCutSend, LLC –** Aviation Sales Tax Abatement **–** Aviation Personal Property Tax Abatement
   - **H. Zuffa, LLC dba Ultimate Fighting Championship** - Sales Tax Abatement - Modified Business Tax Abatement - Personal Property Tax Abatement

AMERICAN OVERSIGHT

For Possible Action

7. Abatement Applications for Director Approval:

A. Fresenius Kabi, LLC - Sales Tax Abatement - Modified Business Tax Abatement - Personal Property Tax Abatement

B. The Power-Sonic Corporation -Sales Tax Abatement - Modified Business Tax Abatement - Personal Property Tax Abatement

For Possible Action

8. A. Workforce Innovation for the New Nevada (WINN) Fund Program for Board Approval – Request approval to enter into agreement with Great Basin College for Diesel Technology Program expansion in Ely, Nevada – Funding not to exceed $500,000

B. Workforce Innovation for the New Nevada (WINN) Fund Program for Board Approval – Request approval to enter into agreement with Multnomah University – Reno Technology Academy for development of CyberSecurity program – Funding not to exceed $500,000

C. Workforce Innovation for the New Nevada (WINN) Fund Program for Board Approval – Request approval to enter into agreement with Multnomah University – Reno Technology Academy for development of Internet of Things (IoT) program – Funding not to exceed $600,000

9. Director's Report - Review and Discussion

10. State of Nevada Unemployment Rate Update - as established by the Research and Analysis Division of the Nevada Department of Employment, Training and Rehabilitation

11. Public Comment

For Possible Action

12. Adjournment

NOTE (1) THIS AGENDA HAS BEEN POSTED NO LATER THAN THREE WORKING DAYS PRIOR TO THE MEETING AT THE FOLLOWING LOCATIONS:

a. City of Boulder, City Hall, 401 California Avenue, Boulder City, NV
b. City of Fallon, 55 W. Williams Ave., Fallon, NV
c. City of Fernley, 595 Silver Lace Boulevard Fernley, NV 89408
d. City of Henderson, City Hall, 240 Water St., Henderson, NV
e. City of Las Vegas, City Hall, 400 E. Stewart Ave., Las Vegas, NV
f. City of Mesquite, City Hall, 10 E. Mesquite Boulevard, Mesquite, NV
g. City of North Las Vegas, City Hall, 2250 Las Vegas Boulevard North, North Las Vegas, NV
h. Clark County Government Center, 500 S. Grand Central Pkwy., Las Vegas, NV
i. Douglas County Assessor, Old Historic Courthouse, 1616 Eighth St., Minden, NV 89423
j. EDAWN, 5190 Neil Rd, Suite 110, Reno, NV
k. Elko County, 569 Court St., Elko, NV
l. Esmeralda County Assessor, 233 Crook St. Goldfield, NV 89013

AMERICAN OVERSIGHT

m. GOED website www.diversifynevada.com
n. GOED, 808 W. Nye Ln, Carson City, NV
o. Humboldt County Assessor, 50 W. Fifth St. Winnemucca, NV 89445
p. Humboldt Development Authority, 90 W. Fourth Street, Winnemucca, NV 89445
q. Lander County Assessor- 50 State Route 305 Battle Mountain, NV 89820
r. Lander County Economic Development Authority, 50 State Route 305, Battle Mountain, NV 89820
s. Lincoln County Assessor- 181 North Main St. Suite 203, Pioche, NV 89043
t. Lincoln County Regional Development Authority, Caliente City Hall 100 Depot Ave, Caliente, NV 89008
u. LVGEA, 6700 Via Austi Pkwy., Suite B, Las Vegas, NV
v. Mineral County Assessor- 105 South A Street, Suite 3 Hawthorne, NV 89415
w. Nevada Department of Taxation, 1550 College Parkway, Suite 115, Carson City, NV
x. Nevada Gaming Control Board, 1919 E College Pkwy, Carson City, NV 89706
y. Nevada Public Notice website http://notice.nv.gov
z. Nevada State Capitol, 101 S. Carson St., Carson City, NV
aa. Nevada State Library, 100 N. Stewart St., Carson City, NV
bb. NNDA, 704 W. Nye Lane, Carson City, NV
cc. NNRDA, 1500 College Pkwy, McMullen Hall, Room 120, Elko, NV
dd. Nye County Assessor- 160 N. Floyd Dr. Pahrump, NV 89060
ee. Nye County Assessor- 1010 Radar Rd. Tonopah, NV 89049
ff. Nye County Regional Economic Development Authority, 1301 S. Highway 160, 2nd Floor, Pahrump, NV 89048
gg. Pershing County Assessor- 398 Main St. Lovelock, NV 89419
hh. Sawyer Building, 555 E. Washington Avenue, Las Vegas, NV
ii. Storey County Assessor-26 S. B St. Virginia City, NV 89440
jj. White Pine County Economic Diversification Council, 801 Clark St. Suite 5, Ely, NV 89301
kk. Clark County School District Board of Trustees- 5100 W. Sahara Ave., Las Vegas, NV 89146
ll. Storey County School District Board of Trustees- 124 South E Street, Virginia City, NV 89440
mm. Washoe County School District Board of Trustees- P.O. Box 30425 Reno, NV 89520
nn. Nye County School District Board of Trustees- 484 S. West St., Pahrump, NV 89048
oo. Humboldt County School District Board of Trustees- 310 E. Fourth Street, Winnemucca, NV 89445

NOTE (2) Persons with disabilities who require special accommodations or assistance at the meeting should notify Mariah Heriman, Governor's Office of Economic Development, 555 E. Washington Ave., Suite 5400, Las Vegas, Nevada 89101 or by calling 702-486-2700 on or before the close of business two business days prior to the meeting date.

NOTE (3) The Board reserves the right to take items in a different order, combine items for consideration and/or pull or remove items from the agenda at any time to accomplish business in the most efficient manner.

NOTE (4) All comments will be limited to 3 minutes per speaker. Comment based on viewpoint may not be restricted. No action may be taken upon a matter raised under the public comment period unless the matter itself has been specifically included on an agenda as an action item. Prior to the commencement and conclusion of a contested case or quasi-judicial proceeding that may affect the due process of individuals, the Board may refuse to consider public comment. See NRS 233b.126.

AMERICAN OVERSIGHT

NOTE (5) For supporting material please contact Mariah Heriman, 555 E. Washington Avenue, Suite 5400, Las Vegas, Nevada 89101, (702) 486-2700, mheriman@diversifynevada.com. Materials may be obtained at the following public locations: Governor's Office of Economic Development, 555 E. Washington Avenue, Suite 5400, Las Vegas, Nevada 89101 or Governor's Office of Economic Development, 808 W. Nye Lane, Carson City, Nevada 89703.

AMERICAN OVERSIGHT

Stephanie M. Klapstein

From: msheldon@diversifynevada.com
Sent: Tuesday, May 15, 2018 11:10 AM
To: cmdavis@gov.nv.gov
Subject: Updated Minutes for GOED Board Binder
Attachments: 4. GOED Board Meeting Minutes - March 15, 2018.pdf

Hi Christina,

I hope you are well. I attach an updated copy of the Minutes for the GOED Board binder. This was just a last minute formatting error I noticed under the WINN section. It's not imperative you change these out however, I wanted to make sure you had an updated copy.

Kind regards,

Melanie Sheldon
Executive Assistant to Paul Anderson & Business Development Specialist
Nevada Governor's Office of Economic Development
555 E. Washington Ave., Suite 5400, Las Vegas, NV 89101
Main: (702) 486-2700
Office: (702) 486-2702
Cell: (702) 526-0772
msheldon@diversifynevada.com
www.diversifynevada.com

Nevada Governor's Office of
ECONOMIC DEVELOPMENT
Empowering Success

Follow us:

AMERICAN OVERSIGHT

STATE OF NEVADA
GOVERNOR'S OFFICE of ECONOMIC DEVELOPMENT
BOARD MEETING
March 15, 2018

The meeting of the Board of Economic Development was called to order by Governor Brian Sandoval at the Capitol Building, 101 N. Carson Street, Carson City, Nevada, 89701; and via video conference at the Grant Sawyer Building, Governor's Conference Room, 555 E. Washington Avenue, Room 5100, Las Vegas, Nevada, 89101.

1. CALL TO ORDER, ROLL CALL AND ESTABLISH QUORUM

VOTING BOARD MEMBERS PRESENT

Governor Brian Sandoval, State of Nevada
Lieutenant Governor Mark Hutchison, State of Nevada
Secretary of State Barbara Cegavske, State of Nevada
Dr. Weldon Havins, Director, Medical Jurisprudence and Ophthalmology, Touro University Nevada
Mr. James Barrett, Jr., President and Founder, The JABarrett Company
Dr. Dana Bennett, President, Nevada Mining Association
Mr. Dan Klaich, Voting Member At-large
Mr. Raymond Specht, Founder and Chief Executive Office, Specht Leadership Consulting

BOARD MEMBERS ABSENT AND EXCUSED

Mr. Rob Roy, Chief Executive Officer /Founder, Switch

NON-VOTING BOARD MEMBERS PRESENT

Mr. Don Soderberg, Director, Department of Employment Rehabilitation and Training
Dr. Thom Reilly, Chancellor and Chief Executive Officer, Nevada System of Higher Education

STAFF MEMBERS PRESENT

Paul Anderson, Executive Director, GOED, Secretary of Board
Cory Hunt, Deputy Director, GOED
Derek Armstrong, Deputy Director, GOED
Bob Potts, Research Director, GOED
Brian Baluta, Communications Director, GOED
Grace Chou, Director, Advanced Manufacturing, GOED
Dan Langford, Industry Commercialization Manager, GOED
Gillian Barclay, Health Industry Specialist, GOED
Michelle Sibley, Executive Assistant / HR Coordinator, GOED

AMERICAN OVERSIGHT

Melanie Sheldon, Executive Assistant / Business Development Specialist, GOED
Mariah Heriman, Administrative Assistant, Business Development Division, GOED

GUESTS PRESENT

Assemblywoman Irene Bustamante-Adams
Scott Anderson, Secretary of State's Office
Henna Rasul, Attorney General's Office
Leanndra Copeland, Legislative Counsel Bureau
Shelli Long, Department of Taxation
Lezlie Helget, Department of Taxation
Phil Klevorick, Clark County Economic Development
Barbara Coffee, City of Henderson
Bill Legere, City of North Las Vegas
Tera Anderson, City of North Las Vegas
Frank Woodbeck, NSHE
Stacy Rutherford, NVIE
Rhea Gustafson, NVIE
Mark Anderson, NVIE
Michelle Lindsay, NV Energy
Nicole Raz, Las Vegas Review Journal
April Ruelas, Eastridge Workforce Solutions
Robyn Ruelas, Eastridge Workforce Solutions
Stan Thomas, EDAWN
Chris Ault, EDAWN
Michael Walsh, LVGEA
Jared Smith, LVGEA
Perry Ursem, LVGEA
Michael Walsh, LVGEA
Anthony Ruiz, LVGEA
Kylie Rowe, LVGEA
Kevin Bessey, LVGEA
Nicole Santero, LVGEA
Edward Gordon Carson, AeroSpec NDT Services, Inc.
Dan Hunt, C4Mining Company
Patti Hunt, C4Mining Company
Dylan Dehart, internalDrive, Inc. dba iD Tech
Konstantin Kagnovich, internalDrive, Inc. dba iD Tech
Matt Muell, Edgecore Data Centers
Jay DiMaggio, Edgecore Data Centers
Greg Grabau, Monin, Inc.
Willian Lombardo, Monin, Inc.
Todd Clark, Scientific Games Corporation
Kush Abdulloev, VM Innovations, Inc. dba VMI Enterprises, LLC
Curtis Edenfield, VM Innovations, Inc. dba VMI Enterprises, LLC
Stuart Edenfield, VM Innovations, Inc. dba VMI Enterprises, LLC

AMERICAN OVERSIGHT

Spencer Schmerling, Cascade Financial Technology Corporation
Colin Brett McNeil, Delphi Automotive Systems, LLC
Todd Ohlandt, Delphi Automotive Systems, LLC
Manu Namboodiri, Delphi Automotive Systems, LLC
Kirk Westfahl, Ellsworth Adhesives Specialty Chemical Distribution, Inc.

2. PUBLIC COMMENT

Secretary of State Barbara Cegavske reminded staff to ensure companies submitting abatement applications are in good standing with their business license related affairs.

3. GOVERNOR SANDOVAL'S COMMENTS

Governor Sandoval opened the meeting and welcomed GOED's new Executive Director Mr. Paul Anderson. Governor Sandoval noted he'd previously had the privilege of working with him during Director Anderson's role as Assembly Leader in the Nevada legislature.

Governor Sandoval welcomed Mr. Raymond Specht to the GOED Board. Mr. Specht thanked Governor Sandoval and noted he was greatly appreciative of the opportunity to serve the State of Nevada.

4. APPROVAL OF THE JANUARY 18, 2018 BOARD MEETING MINUTES

Lieutenant Governor Mark Hutchison and Mr. Specht abstained from the vote as they were not present at the previous meeting.

A MOTION WAS MADE BY SECRETARY OF STATE CEGAVSKE TO APPROVE THE JANUARY 18, 2018 MEETING MINUTES. THIS MOTION WAS SECONDED BY MR. DAN KLAICH. THE MOTION PASSED UNANIMOUSLY.

5. ABATEMENT APPLICATIONS FOR BOARD APPROVAL:

A. AEROSPEC NDT SERVICES, INC.

- **AVIATION SALES AND USE TAX ABATEMENT**
- **AVIATION PERSONAL PROPERTY TAX ABATEMENT**

Mr. Stan Thomas, Executive Vice President, Economic Development Authority of Western Nevada (EDAWN), presented AeroSpec NDT Services, Inc., and provided a brief overview of the company and abatements sought. AeroSpec NDT Services, Inc. is an established service provider for the Non-Destructive Testing Industry (NDT). The company provides

AMERICAN OVERSIGHT

NDT laboratory services for the commercial aviation, defense, pipeline, and automotive industries. Mr. Thomas was joined by Mr. Edward Gordon Carson, Chief Operating Officer, AeroSpec NDT Services, Inc.

Mr. Carson advised the company was considering establishing a Corporate Headquarters in Washoe County. Mr. Carson noted a Reno location was advantageous due to the possibility of 24-hour turnaround shipping of customer parts. Additionally, the University of Reno (UNR) was contemplating offering a composite engineering accreditation, creating potential for a partnership where the university could perform various tests and publish the results using AeroSpec NDT Services, Inc.'s equipment.

Governor Sandoval asked about the company's next steps should it be awarded the abatements sought. Mr. Carson confirmed the company's Senior Management had made the decision to locate in Nevada

Governor Sandoval inquired about the employee skill sets sought by the company. Mr. Carson advised there were three levels within the company. Level I and Level II positions operated the basic equipment. Level III certified results of the testing. A young graduate could easily enter at a Level II position and work up to a Level III Non-Destruct Test Engineer position.

Governor Sandoval asked whether the company intended to hire locally. Mr. Carson confirmed this was the company's intention.

Governor Sandoval noted there had been a substantial investment in building a new College of Engineering at the UNR Campus. Mr. Carson confirmed the company was aware and had been pleased to learn of this.

Dr. Dana Bennett asked about the company's community engagement plans. Mr. Carson advised he was currently a member of 15 organizations and societies and this enabled him to be an active spokesperson within the community.

Lieutenant Governor Hutchison inquired whether Mr. Carson believed Nevada was well-positioned for growth in the Aerospace and Defense sector. Mr. Carson answered in the affirmative and advised he was aware of other aviation companies also considering Nevada as a potential location.

A MOTION WAS MADE BY DR. BENNETT TO APPROVE THE APPLICATION FOR AN AVIATION SALES TAX ABATEMENT, AND AN AVIATION PERSONAL PROPERTY TAX ABATEMENT AS DESCRIBED IN AGENDA ITEM 5A. THIS MOTION WAS SECONDED BY MR. KLAICH. THE MOTION PASSED UNANIMOUSLY.

AMERICAN OVERSIGHT

B. C4MINING COMPANY

- **SALES TAX ABATEMENT**
- **MODIFIED BUSINESS TAX ABATEMENT**
- **PERSONAL PROPERTY TAX ABATEMENT**

Mr. Perry Ursem, Vice President of Business Retention and Expansion, Las Vegas Global Alliance (LVGEA) presented C4Mining Company and provided a brief overview of the company and abatements sought. C4Mining Company is a cryptocurrency mining company. The company provides mining services that enable non-technical qualified clients to generate bitcoin through the mining process. Bitcoin miners use special software to solve math problems and are issued a certain number of bitcoins in exchange for their effort. This provides a decentralized way to issue the currency and creates an incentive for mining. Mr. Ursem was joined by Mr. Dan Hunt, Founder and Chief Executive Officer, C4Mining Company.

Mr. Hunt noted C4Mining Company decided to relocate to Nevada after Senate Bill 398 was passed. This demonstrated the Nevada's Legislature receptiveness to innovation and the state's progressiveness in the blockchain technology arena.

Governor Sandoval asked if Mr. Hunt felt confident the company could source its required workforce in southern Nevada. Mr. Hunt answered in the affirmative and advised he had researched programming and blockchain technology developers prior to relocating to Nevada.

Secretary of State Cegavske noted the company initially planned to lease a 100,000 square-foot facility and asked if there was scope to expand this facility. Mr. Hunt advised this would not be an option. However, C4Mining Company had been in discussions with NV Energy, regarding potential long-term locations, and was confident the required space and infrastructure was available. Mr. Hunt expressed his appreciation for NV Energy's assistance and willingness to work with the company.

Secretary of State Cegavske asked whether the fluctuating prices of cryptocurrency was a concern. Mr. Hunt advised the company's consultants had predicted, by the end of 2018, Bitcoin would be somewhere between $20,000 and $30,000 each. In addition to Bitcoin, the company's mining facilities would mine the Top-10 coins including Ethereum, Litecoin, and Monero. Additionally, the company's core belief was that cryptocurrency, digital currency, and blockchain technology was the future of the Global financial system.

Mr. Klaich noted, while the company's application comprised fewer jobs, the quality of the application in terms of the industry and wages far outweighed the quantity of jobs listed.

A MOTION WAS MADE BY SECRETARY OF STATE CEGAVSKE TO APPROVE THE APPLICATION FOR A SALES TAX ABATEMENT, A MODIFIED BUSINESS TAX ABATEMENT, AND A PERSONAL PROPERTY TAX ABATEMENT AS DESCRIBED IN AGENDA ITEM 5B. THIS MOTION WAS SECONDED BY MR. JAMES BARRETT. THE MOTION PASSED UNANIMOUSLY.

AMERICAN OVERSIGHT

C. INTERNALDRIVE, INC. DBA ID TECH

- **SALES TAX ABATEMENT**
- **MODIFIED BUSINESS TAX ABATEMENT**
- **PERSONAL PROPERTY TAX ABATEMENT**

Mr. Chris Ault Jr., Vice President of Business Development, EDAWN, presented internalDrive, Inc. dba iD Tech (iD Tech), and provided a brief overview of the company and abatements sought. iD Tech is a summer computer camp provider specializing in computer technology education for children ages 7 through 18. The company had provided STEM education programs since 1999 and grown to become a worldwide provider of STEM education with programs nationwide and in countries such as England, Singapore, Hong Kong, and China. Mr. Ault was joined by Mr. Dylan DeHart, Director of Logistics, iD Tech, and Mr. Konstantin Kagnovich, Logistics Manager, iD Tech.

Mr. DeHart noted, while several other potential sites were investigated, Nevada was an attractive location due to its quality facilities, higher vacancy rates, lower taxes, potential for abatements, and proximity to the company's main office in California. Mr. DeHart advised iD Tech's San Jose, CA facility's lease would expire in December 2019 and there could be potential to relocate the company's Customer Service Departments, Curriculum Developers, Marketing, IT, and support staff to Nevada. The company also had a strong focus on community engagement and planned to replicate this is Nevada. Every year the company donates surplus equipment to local schools and had made over $220K in donations to San Jose schools in 2017.

Governor Sandoval inquired whether the company planned to hire locally. Mr. DeHart confirmed and advised seven employees have been hired locally thus far, including hardware technicians to service and maintain the company's computer fleet of approximately 10,000 laptops.

Governor Sandoval asked about the company's recruitment and hiring experience in Nevada thus far. Mr. DeHart confirmed the experience had been positive from a hiring and workforce perspective.

Governor Sandoval suggested the company contact Mr. Brian Mitchell, Executive Director, Nevada Governor's Office of Science, Innovation and Technology, regarding a possible collaboration around STEM education. Governor Sandoval also suggested Mr. DeHart contact Dr. Steve Canavero, superintendent of public instruction for the State of Nevada, regarding donations of surplus equipment to local schools.

Mr. Klaich emphasized the importance of STEM education for young students, and commended the company's outreach programs encouraging girls to pursue STEM subjects. Mr. DeHart noted the company now offered 10 female focused programs and the number of participants had risen from 14% to 26% in the past four years. Secretary of State Cegavske also commended the company for its work with the Girl Scouts of southern Nevada.

A MOTION WAS MADE BY SECRETARY OF STATE CEGAVSKE TO APPROVE THE APPLICATION FOR A SALES TAX ABATEMENT, A MODIFIED BUSINESS

AMERICAN OVERSIGHT

TAX ABATEMENT, AND A PERSONAL PROPERTY TAX ABATEMENT AS DESCRIBED IN AGENDA ITEM 5C. THIS MOTION WAS SECONDED BY DR. BENNETT. THE MOTION PASSED UNANIMOUSLY.

D. MECP1 RENO 1, LLC

- **DATA CENTER TAX ABATEMENT**
- **DATA CENTER PERSONAL PROPERTY TAX ABATEMENT**

Mr. Thomas, EDAWN, presented MECP1 Reno 1, LLC, and provided a brief overview of the company and abatements sought. MECP1 Reno 1, LLC is an EdgeCore (EdgeCore) Data Centers project. EdgeCore is a US-based, privately-held owner, developer and operator of high-availability enterprise-class, cloud-connected data centers. The company provides colocation services, including disaster avoidance, uninterrupted power, cooling infrastructure, internet connectivity, and 24/7 security and facilities staffing. Mr. Thomas was joined by Mr. Matt Muell, Senior Vice President, EdgeCore.

Mr. Muell advised EdgeCore's Reno data center campus would be located in the Tahoe-Reno Industrial Corridor and involved ground up construction of six data center buildings, and investments in additional infrastructure, to support multi-national telecom, cloud, government, and digital enterprise customers. The company had selected Nevada for multiple reasons including its disaster risk adverse location, competitive total cost of operation regarding power fees and taxes, and the attractive pro-business environment. If awarded the abatements sought, the company planned to commence development. It was anticipated the first building would be completed by early 2019.

Governor Sandoval asked if the company had found the private cost of power, in Nevada, competitive. Mr. Muell confirmed and noted the company had been evaluating 20 to 30 markets in the US and had found the cost of power in northern Nevada to be extremely competitive relative to other data center locations.

Governor Sandoval asked whether the availability of green energy in Nevada was a factor in the decision-making process. Mr. Muell confirmed and noted this was a requirement of the company's customer base.

Governor Sandoval noted the company's application listed 'proximity to substitute markets' as an advantage of a Nevada location, and asked the company to explain this term. Mr. Muell advised the term primarily referred to northern California, which was a very large established data center market. The company believed the latency characteristics of northern Nevada, in terms of transmitting data back to that area, could support over 50% of the applications currently residing in the Bay Area and provide opportunity to transport some of that demand into northern Nevada.

Lieutenant Governor Hutchison noted the company's Data Center Abatement application was a strong example of policy making a difference and paving the way for new businesses, expanded businesses, and economic diversification. Mr. Muell confirmed the Data Center Abatement had been integral to the company's decision to locate in Nevada.

AMERICAN OVERSIGHT

A MOTION WAS MADE BY MR. KLAICH TO APPROVE THE APPLICATION FOR A DATA CENTER SALES TAX ABATEMENT AND A DATA CENTER PERSONAL PROPERTY TAX ABATEMENT AS DESCRIBED IN AGENDA ITEM 5D. THIS MOTION WAS SECONDED BY MR. BARRETT. THE MOTION PASSED UNANIMOUSLY.

E. MONIN, INC.

- **SALES TAX ABATEMENT**
- **MODIFIED BUSINESS TAX ABATEMENT**
- **PERSONAL PROPERTY TAX ABATEMENT**

Mr. Thomas, EDAWN, presented Monin Inc., and provided a brief overview of the company and abatements sought. Monin, Inc. is a global manufacturer of premium beverage syrups, concentrates, sweeteners, and flavorings. The company offers over 200 products made from premium and authentic ingredients. Monin, Inc. manufactures and ships to 50 states and 27 foreign countries. Mr. Thomas was joined by Mr. William Lombardo, Chief Executive Officer, Monin, Inc.

Mr. Lombardo advised Monin, Inc. is seeking to diversify its manufacturing and move to a western-base. The company is considering building a 100,000 square-foot manufacturing and distribution facility in Reno. The company is headquartered in Clearwater, FL and had been named a Top-10 employer, in the small/medium category, for the past eight years in a row. The company would seek to replicate its strong and positive company culture at its new facility.

Governor Sandoval inquired about the specific skill set sought in employees. Mr. Lombardo advised the company sought skills in chemistry, food safety, quality assurance, production supervision, warehouse supervision and management, and logistics. Mr. Lombardo noted the company had undertaken a cursory investigation into the strength of the local workforce and felt confident it could find the right quality of employee. The company would potentially move three employees to Nevada and hire the rest locally.

Governor Sandoval asked whether water quality was a factor in the company's decision-making process. Mr. Lombardo confirmed both water quality and availability were integral.

Governor Sandoval asked about the company's next steps should it be awarded the abatements sought. Mr. Lombardo advised the company planned to move swiftly and have a manufacturing and distribution facility operational by mid-2019. The company also planned to build an innovation and training center.

A MOTION WAS MADE BY DR. WELDON HAVINS TO APPROVE THE APPLICATION FOR A SALES TAX ABATEMENT, A MODIFIED BUSINESS TAX ABATEMENT, AND A PERSONAL PROPERTY TAX ABATEMENT AS DESCRIBED IN AGENDA ITEM 5E. THIS MOTION WAS SECONDED BY MR. SPECHT. THE MOTION PASSED UNANIMOUSLY.

AMERICAN OVERSIGHT

F. SCIENTIFIC GAMES CORPORATION
- **SALES TAX ABATEMENT**
- **MODIFIED BUSINESS TAX ABATEMENT**
- **PERSONAL PROPERTY TAX ABATEMENT**

G. SCIENTIFIC GAMES CORPORATION
- **CATYLST FUND**

Governor Sandoval noted that Agenda Items 5F and 5G would be heard together.

Mr. Ursem, LVGEA, presented Scientific Games Corporation, and provided a brief overview of the company and abatements sought. Scientific Games Corporation is a leading developer of technology-based products and services and associated content for worldwide gaming and lottery markets. The company's portfolio includes instant and draw-based lottery games, electronic gaming machines and game content, server-based lottery and gaming systems, sports betting technology, loyalty and rewards programs, and social, mobile and interactive content and services. Mr. Ursem was joined by Mr. Todd Clark, Vice President, Global Facility Services, Scientific Games Corporation.

Mr. Clark advised, since the company's last appearance before the GOED Board, it had experienced a significant growth trajectory and had acquired six companies. These companies had been integrated into the Scientific Games infrastructure and the growth resulting from the acquisitions had exceeded expectations. The company had also experienced quarter-over-quarter growth for the past nine quarters. Mr. Clark noted the company was now seeking to add to its Nevada based Global Headquarters. As part of this project, the company would significantly expand its existing footprint in the state.

Governor Sandoval asked whether the company felt it could find its required workforce in southern Nevada. Mr. Clark confirmed the company was confident in sourcing the majority of its workforce locally. The company was also working with Mr. Frank Woodbeck Vice Chancellor, Workforce Development, Nevada System of Higher Education (NSHE) and the University of Las Vegas (UNLV) to develop workforce programs and pipelines.

Mr. Specht asked Mr. Clark about his experience with Economic Development in Nevada. Mr. Clark advised he managed projects on a global scale and Nevada had some of best Economic Development professionals he had worked with. Mr. Clark noted Scientific Games Corporation had been provided a great amount of support, direction, and guidance.

A MOTION WAS MADE BY LIEUTENANT GOVERNOR HUTCHISON TO APPROVE THE APPLICATION FOR A SALES TAX ABATEMENT, A MODIFIED BUSINESS TAX ABATEMENT AND A PERSONAL PROPERTY TAX ABATEMENT AS DESCRIBED IN AGENDA ITEM 5F AND A CATALYST FUND GRANT IN AN AMOUNT NOT TO EXCEED $1,825,000, AS DESCRIBED IN AGENDA ITEM 5G. THIS MOTION WAS SECONDED BY SECRETARY OF STATE CEGAVSKE. THE MOTION PASSED UNANIMOUSLY.

AMERICAN OVERSIGHT

H. SMITH'S FOOD AND DRUG CENTERS, INC.

- **SALES TAX ABATEMENT**
- **MODIFIED BUSINESS TAX ABATEMENT**
- **PERSONAL PROPERTY TAX ABATEMENT**

Mr. Michael Walsh, Vice President of Economic Development, LVGEA, presented Smith's Food and Drug Centers, Inc., and provided a brief overview of the company and abatements sought. Smith's Food & Drug Centers, Inc. operates as a subsidiary of The Kroger Co (Kroger). Kroger was founded as a small downtown Cincinnati grocery store in 1883 by Barney Kroger. Over the last 135 years, the company has evolved from a small grocery store into an organization with nearly 2,800 stores across 35 states, operating under approximately two dozen banners, including the Smith's banner in Nevada. Kroger also operates 783 convenience stores under six banners in 19 states, 38 food production or manufacturing facilities, 1,480 supermarket fuel centers, and 2,266 pharmacies. Mr. Walsh was joined by Mr. Ian Smith, Manager, Economic Incentives and Credits, The Kroger Co, and Mr. Zach Riggs, Senior Project/ Program Manager, The Kroger Co.

Mr. Smith thanked the City of Henderson and LVGEA for their help during the abatement application process. Mr. Smith advised Smith's Food & Drug Centers, Inc. is considering opening a 482,000 square-foot distribution facility in Henderson. The company had been evaluating a project in the southwest United States for approximately one year. Due to Nevada's input in facilitating connections with the appropriate people, the company felt confident about moving forward with a Nevada location.

Governor Sandoval asked about the company’s next steps should it be awarded the abatements sought. Mr. Smith advised the abatements were the last critical factor in the company’s decision and, if receiving a favorable decision, the company would locate in Nevada with operations planned to commence operations by late 2018.

Governor Sandoval asked how the company planned to source its workforce. Mr. Smith advised, due to LVGEA’s connections, the company had connected with many workforce entities, and the College of Southern Nevada (CSN), to identify talent sources.

Secretary of State Cegavske asked whether the company planned to build or lease a facility. Mr. Smith advised the company was looking to lease and had been working with the City of Henderson regarding identification of a suitable site.

A MOTION WAS MADE BY SECTERARY OF STATE CEGAVSKE TO APPROVE THE APPLICATION FOR A SALES TAX ABATEMENT, A MODIFIED BUSINESS TAX ABATEMENT, AND A PERSONAL PROPERTY TAX ABATEMENT AS DESCRIBED IN AGENDA ITEM 5H. THIS MOTION WAS SECONDED BY LIEUTENANT GOVERNOR HUTCHISON. THE MOTION PASSED UNANIMOUSLY.

AMERICAN OVERSIGHT

I. VM INNOVATIONS, INC. DBA VMI ENTERPRISES, LLC

- **AVIATION SALES AND USE TAX ABATEMENT**
- **AVIATION PERSONAL PROPERTY TAX ABATEMENT**

Mr. Walsh, LVGEA, presented VM Innovations, Inc. dba VMI Enterprises, LLC (VMI Enterprises, LLC), and provided a brief overview of the company and abatements sought. VMI Enterprises, LLC is a jet charter company operating a fleet of light jets and serving Las Vegas customers as well as people who are interested in private travel to Las Vegas. The company offers travel to/from Las Vegas from anywhere in the US. The company operates from the Henderson Executive Airport, a premier business aviation facility and a primary reliever airport to McCarran International Airport. Mr. Walsh was joined by Mr. Stuart Edenfield, Director, VMI Enterprises, LLC and Mr. Kush Abdulloev, Director, VMI Enterprises, LLC

Mr. Abdullov noted the company was considering expanding its current operations at the Henderson Executive Airport. The expansion would initially comprise office space with the potential to include a new hangar in the future. The company was currently headquartered in California. If the company's application received a favorable decision it would look at potentially relocating its headquarters to Nevada.

Governor Sandoval asked about the company's hiring and recruitment plans. Mr. Abdullov advised the company intended to hire locally. Currently the company partnered with flight schools for hiring purposes. Going forward, there were also plans to utilize analytically gifted graduates from Nevadan Universities. The company would also seek to hire pilots, data analysts, specialized aircraft repair and maintenance skills.

Governor Sandoval asked whether Nevada's Aviation Abatements were a significant factor in the VMI Enterprises, LLC's decision to expand in the state. Mr. Abdullov confirmed and noted the company had evaluated Nevada's incentives and talent pipeline and determined the state to be a good location to grow a business.

Lieutenant Governor Hutchison noted the company's Aviation Abatement application was another strong example of successful policy making. Lieutenant Governor Hutchison noted Assemblywoman Irene Bustamante-Adams was currently in attendance at the Board meeting and highlighted her integral involvement in introducing the Aviation Abatement legislation

A MOTION WAS MADE BY MR. KLAICH TO APPROVE THE APPLICATION FOR AN AVIATION SALES AND USE TAX ABATEMENT, AND AN AVIATION PERSONAL PROPERTY TAX ABATEMENT AS DESCRIBED IN AGENDA ITEM 5I. THIS MOTION WAS SECONDED BY MR. BARRETT. THE MOTION PASSED UNANIMOUSLY.

AMERICAN OVERSIGHT

5. ABATEMENT APPLICATIONS FOR DIRECTOR APPROVAL:

A. CASCADE FINANCIAL TECHNOLOGY CORPORATION

- **SALES TAX ABATEMENT**
- **MODIFIED BUSINESS TAX ABATEMENT**
- **PERSONAL PROPERTY TAX ABATEMENT**

Mr. Ursem, LVGEA presented Cascade Financial Technology Corporation (Cascade), and provided a brief overview of the company and abatements sought. Cascade Financial Technology Corp. is a prepaid program manager and offers services to help organizations execute their prepaid program objectives. The company provides prepaid card services, prepaid consulting services, Person-to-Person (P2P) mobile payments, and prepaid call center services. Cascade Financial Technology Corp. also offers General Purpose Reloadable (GPR) prepaid cards, gift card programs, rewards and loyalty programs, and commercial prepaid programs. Mr. Ursem was joined by Mr. Spencer Schmerling, Chief Executive Officer, Cascade.

Mr. Schmerling noted Cascade planned to expand its Clark County facility from approximately 2,000 square feet to over 20,000 square feet within the next few months. The company was originally based out of California. However, over time it became apparent it would be difficult, due to the economic environment and cost of living, to establish a 24/7/365 call center in the Los Angeles area. Subsequently, a decision was made to relocate the company to Las Vegas, NV.

Mr. Specht asked how Mr. Schmerling saw Nevada capitalizing the Financial Technology industry. Mr. Schmerling highlighted the level of significant programming talent available, in the state, and noted being located in Nevada affords companies the opportunity to pay an attractive starting wage.

Director Anderson inquired about the timeline for the company's facility expansion. Mr. Schmerling advised this would commence in the third quarter of 2018.

Director Anderson stated his belief Nevada was well-positioned for growth in the Financial Technology industry.

DIRECTOR ANDERSON APPROVED THE APPLICATION FOR A SALES TAX ABATEMENT, A MODIFIED BUSINESS TAX ABATEMENT, AND A PERSONAL PROPERTY TAX ABATEMENT AS DESCRIBED IN AGENDA ITEM 6A.

B. DELPHI AUTOMOTIVE SYSTEMS, LLC

- **SALES TAX ABATEMENT**
- **MODIFIED BUSINESS TAX ABATEMENT**
- **PERSONAL PROPERTY TAX ABATEMENT**

Mr. Ursem, LVGEA, presented Delphi Automotive Systems, LLC, and provided a brief overview of the company and abatements sought. Delphi Automotive Systems, LLC

AMERICAN OVERSIGHT

provides products and services worldwide. The company designs and engineers a variety of automotive systems and components including fuel cells, entertainment systems, sensors, powertrain systems, driver interfaces, and security devices.

Mr. Ursem noted Governor Sandoval laid the foundation for this application through Assembly Bill 69. Mr. Ursem also thanked Mr. Phil Klevorick, Program Manager, Clark County Economic Development Office, for his time and efforts regarding the company's Abatement application process. Mr. Ursem was joined by Mr. Manu Namboodiri, Senior Director, Delphi Automotive Systems, LLC.

Mr. Namboodiri advised Delphi Automotive Systems, LLC was an Aptiv PLC company. Aptiv had been a leader in this autonomous space for a long period of time and employs 150,000 employees in 140 countries. The company had visited Nevada on multiple occasions to showcase autonomous driving technology at the Consumer Electronics Show (CES) and had been satisfied with the relationships established in Nevada. The company was now considering Nevada as a location for a multi-phased project which could lead to the establishment of a Global Mobility Command Center.

Governor Sandoval noted that Nevada was the first state to promulgate regulations to allow for the operation of autonomous vehicles, and both UNLV and UNR have been aggressive in terms of adding faculty and curriculum to allow for companies like Aptiv to hire locally and feel comfortable coming to Nevada.

Governor Sandoval noted the importance of Aptiv's application and possible cascade effect on similar companies considering locating in Nevada

DIRECTOR ANDERSON APPROVED THE APPLICATION FOR A SALES TAX ABATEMENT, A MODIFIED BUSINESS TAX ABATEMENT, AND A PERSONAL PROPERTY TAX ABATEMENT AS DESCRIBED IN AGENDA ITEM 6B.

C. ELLSWORTH ADHESIVES SPECIALTY CHEMICAL DISTRIBUTION, INC.

- **SALES TAX ABATEMENT**
- **MODIFIED BUSINESS TAX ABATEMENT**
- **PERSONAL PROPERTY TAX ABATEMENT**

Mr. Thomas, EDAWN, presented Ellsworth Adhesives Specialty Chemical Distribution, Inc. (Ellsworth Adhesives), and provided a brief overview of the company and abatements sought. Ellsworth Adhesives is a global distributor of adhesives, sealants, and dispensing equipment for a wide range of markets including transportation, medical, power, and general industry. The company employs 260 individuals in North America and over 1000 staff on a global basis. Ellsworth Adhesives has operations in the United States, Canada, Mexico, Brazil, Europe, and the Asia Pacific.

AMERICAN OVERSIGHT

Mr. Thomas commended Mr. Cory Hunt, Deputy Director, GOED, for his outstanding work on this application. Mr. Thomas was joined by Mr. Kirk Westfahl, Director, Operations and Finance, Ellsworth Adhesives.

Mr. Westfahl advised the company's current location in Irvine, California facility no longer suited its needs. The company was in the process of evaluating several states, for relocation of its West Coast distribution facility, and Reno was being considered as a potential site. The relocation would involve the building of a new 120,000 square foot facility to serve customers primarily located in the west and southwest portion of the United States, and Mexico.

Governor Sandoval asked about the company's next steps should the it be awarded the abatements sought. Mr. Westfahl advised the company would commence a relocation to northern Nevada.

Governor Sandoval asked whether the company would hire locally or bring employees from California. Mr. Westfahl advised two or three existing employees would relocate from California and the rest would be hired locally.

Governor Sandoval asked about the employee skills sets required by the company. Mr. Westfahl advised the company planned to hire across a wide spectrum of roles including top management, production supervisors, managers, mechanical and electrical engineers and, customer service and distribution. The company also currently worked with high schools to offer summer internship programs. Mr. Westfahl noted the company was confident the required talent was available in Nevada.

Dr. Bennett asked Mr. Westfahl to elaborate on the company's involvement with the community. Mr. Westfahl advised the company was involved with three charitable organizations, the American Cancer Society, Ronald McDonald House, and Wounded Warriors. The company owners matched all donations received. In addition, the company supported the Arts by sponsoring a music event called Gathering on the Green.

Director Anderson encouraged Mr. Westfahl to stay in contact with EDAWN when looking to develop and establish the company's Nevadan internship and outreach programs.

DIRECTOR ANDERSON APPROVED THE APPLICATION FOR A SALES TAX ABATEMENT, A MODIFIED BUSINESS TAX ABATEMENT, AND A PERSONAL PROPERTY TAX ABATEMENT AS DESCRIBED IN AGENDA ITEM 6C.

6. WORKFORCE INNOVATION FOR THE NEW NEVADA (WINN) FUND - SUPPLEMENTAL NUTRITION ASSISTANCE PROGRAM (SNAP) RECIPIENT PILOT PROGRAM PHASE 2 - REQUEST FUNDING NOT TO EXCEED $210,000

Mr. Frank Woodbeck, NSHE, presented the WINN Fund SNAP Pilot Program Phase 2 - request funding not to exceed $210,000.

AMERICAN OVERSIGHT

Mr. Woodbeck advised, at the September 19, 2017 GOED Board meeting, the Board had approved an appropriation for Phase 1 of the SNAP Pilot Program, not to exceed $40,000. Phase 1 would be launched in partnership with the Nevada Department of Health & Human Services, and Division of Welfare & Supportive Services.

Phase 1 was launched in January 2018 with the goal of training up to 20 participants over a twelve to sixteen-week program for Manufacturing Technicians – MT1, qualifying them for entry level positions with various companies, including: Tesla, Panasonic, and ClickBond. At launch date the Program had 23 enrollments. As of March 8, 2018, the Program had 13 students moving forward rapidly through the program with an 80% test pass rate

Mr. Woodbeck advised the success of Phase 1 had resulted in a decision to propose expansion of the program to encompass northwestern Nevada, with Carson City and Reno as the source markets for participant recruitment; and expansion of curriculum offerings to now include Truckee Meadows Community College (TMCC). Following consultation with the Nevada Department of Health & Human Services Director, Richard Whitley, and Division of Welfare & Supportive Services Administrator, Steve Fisher, it was proposed this training opportunity be expanded to an additional one hundred SNAP Participants. As with the Phase 1, the participants would be chosen by the NV Department of Health & Human Services, Division of Welfare and Supportive Services. Each applicant would be required to have a high school diploma or equivalent and be interviewed by a screening committee comprised of a representative of the company (or companies) providing end-of-training employment, and a representative of the college providing the training. Successful participants would earn ten (10) credits at WNC or TMCC toward an AAS degree, a level one certification, and would undergo an ACT WorkKeys test to further certify their technical skill level as a part of the program. The ACT test would result in each successful participant receiving a National Career Readiness Certificate (NCRC), which is a nationally-recognized and "portable" certification sought by the participating companies, as well as other manufacturing companies throughout the state and nation.

Governor Sandoval thanked all parties involved in developing and launching the program and noted it had afforded Program participants the opportunity to access quality employment, wages, and benefits.

DIRECTOR ANDERSON APPROVED THE APPLICATION FOR A REQUEST FOR FUNDING FOR SNAP RECIPIENT PILOT PROGRAM PHASE 2, NOT TO EXCEED $210,000 AS DESCRIBED IN AGENDA ITEM 7.

8 PERFORMANCE MEASURES REPORT – MR. BOB POTTS, RESEARCH DIRECTOR, GOED

Mr. Potts presented the GOED Performance Measures report covering economic development activity in Q4 of 2017.

AMERICAN OVERSIGHT

In Q4 2017, 15 companies added 719 jobs to Nevada's economy. This brings the annual total to 6,014 additional jobs by 74 companies. Once these companies are fully staffed, the build-out job estimate is 9,681.

Forty-three percent of assisted companies were manufacturers followed by logistics and operations (26 percent), and information technology (11 percent). The remaining 20 percent were essentially evenly split between the mining, healthcare, aerospace, and tourism sectors.

The average hourly wage paid by assisted companies in Q4 2017 was $25.08. This reflects a $7.59 hourly increase from the previous quarter, and $9.05 from a year ago. Worker pay for companies receiving incentives was $29.97 per hour as compared to non-incentivized company pay of $19.05 an hour. The average hourly wage for all assisted companies in 2017 was $19.48.

There were 15 recruitment activity wins in the fourth quarter. This represented a 44.4 percent decrease from the third quarter, but the same amount as reported last year. The number of New Leads and Prospects as reported by RDAs across the state were also down in the current quarter (28.0 percent and 26.5 percent, respectively), but were above those reported last year (68.8 percent and 66.0 percent, respectively).

GOED conducted a Governor-led trade mission to Poland in October, which resulted in multiple new agreements focusing on education and technology innovation with Polish officials at national and provincial levels, as well as business leaders, for reciprocal trade missions to Nevada for the purposes of cooperation, investment and site selection. The Trade Mission brought in an additional 33 leads and 4 prospects, bringing the total active leads that the Global Team is working with to 39, and the Prospect count to 13.

The Nevada Procurement Technical Assistance Center (PTAC) had a very successful start to the fiscal year by exceeding full-year contract and contract amounts on record. The number of clients slipped slightly in the most recent quarter, however the year-to-date average is still well above historical counts. The Nevada PTAC credits much of its recent success to resource partners such as the U.S. Small Business Administration, the Nevada Department of Business and Industry, the Nevada Small Business Development Center, and local chambers of commerce in promoting their counseling services, training seminars, and networking events.

The Emerging Small Business Program is measured on a semi-annual basis. The current number of Certified Emerging Small Businesses (ESB's) has expanded by 34.2 percent since the end of last year to a total of 1,139. Local government agencies have until the end of March to report contract metrics. Soon after those are received, the complete annual ESB activity report of both state and local agencies will be sent to the Governor's Office, the Legislative Council Bureau, and posted to the GOED website.

Customer responses to the Nevada Film Office Client Satisfaction Survey decreased slightly in the most recent quarter, but were still well within the "very good" range of 101.5 and 100.9.

AMERICAN OVERSIGHT

The Rural Community Development Block Grant Program (CDGB) was changed because Carson City reverted to the state's CDBG program in 2017 receiving $459,890 in HUD allocation to fund six projects. Carson City's focus is urban with different priorities than GOED's existing rural programs.

Nevada, state-wide, has had an incredible recovery since the Great Recession. Employment and is now at record levels. Nevada's job count hit record levels in December by peaking at 1,359,800 bringing the annual average count to 1,341,400. This reflects a gain of 42,600 positions when compared to last year. and a gain of 223,600 jobs since the recessionary low of 1,117,900 in 2010. Over the year, the annual unemployment rate has dropped by 8.7 percentage points from the recessionary high of 13.7 percent to the current annual rate of 5.0 percent.

There are currently 13,800 workers in Nevada's Aerospace and Defense sector with the addition of 79 jobs in the current quarter. Average annual earnings also improved by $1,100 and now stand at $84,800. When compared to last year there has been a 5.3 percent increase in jobs and a 1.7 percent increase in earnings.

There were an additional 790 jobs added to Nevada's Business Information Technology sector in the fourth quarter. This reflects an annualized growth rate of 7.0 percent and brings the total employment base to 62,800. Annual earnings also improved by $611 in the current quarter to $47,600. Earnings are now 3.0 percent above what they were this time last year.

When compared to last quarter, an additional 1,360 jobs were added to Nevada's Health and Medical sector for a total of 109,200 workers employed in the sector. Average annual earnings also grew by $900 and currently stands at $56,400. When compared to last year, job counts in Nevada's healthcare sector have expanded by 3.8 percent and earnings by 2.2 percent.

Nevada's Natural Resource Technologies sector showed solid growth in the fourth quarter with the addition of 765 jobs and $795 in annual earnings. Over the year, jobs have improved by 2.9 percent and wages by 2.7 percent. The sector now represents 51,000 workers with average annual earnings of $66,200.

The number of jobs and average annual earnings in Nevada's Manufacturing and Logistics sector both improved in the fourth quarter. Job counts grew by almost 1,600 for a total of 120,600 workers employed in the sector. Average annual earnings also grew to $58,600 with the addition of $1,000 per year. For the year, jobs have grown by 3.9 percent and earnings by 2.6 percent.

With the addition of 430 workers in the current quarter there are now 44,000 workers employed in Nevada's Manufacturing sector. Average annual earnings also improved by $834 and now stands at $55,700. When compared to last year sector growth has been solid with a 3.6 percent increase in jobs and a 2.8 percent increase in earnings.

Job counts in Nevada's Mining sector increased slightly in the fourth quarter with the addition of 149 workers to a total of 13,800. Average annual earnings showed somewhat stronger growth with the addition of $900 per year, raising Nevada's already highest paying sector to the record level of $94,600. When compared to last year, job counts have improved by 3.8 percent and earnings by 2.1 percent.

AMERICAN OVERSIGHT

Both the number of jobs and annual earnings grew in Nevada's Tourism, Gaming, and Entertainment sector in the fourth quarter. Job growth was especially strong with the addition of 8,600 workers, while earnings improved by a slight $170 a year. When compared to last year, job counts grew by 2.3 percent and worker pay by 4.3 percent. Currently, Nevada's largest industry sector employs 416,400 workers who make, on average, $34,000 per year.

9. MARCH 2018 DIRECTOR'S REPORT - REVIEW AND DISCUSSION

Director Anderson commended the GOED Business Development team and the Regional Development Authorities (RDAs) for their work in coordinating the GOED Board Packets and bringing companies in front of the Board. He also highlighted the contribution of the Secretary of State's Office, the Lieutenant Governor's Office, the Department of Taxation and all other agencies involved in the Board meeting process. Director Anderson noted the current Board packet represented approximately half-a-billion-dollars of capital investment, 654 initial new jobs, and approximately 1,600 forecasted new jobs.

Director Anderson highlighted the Data Center Abatement applications, Aviation Abatements applications, and applications submitted as a result of Assembly Bill 69. Director Anderson commended Mr. Hunt, Deputy Director, GOED and Assemblywoman Bustamante-Adams for their extensive work, in these areas, during past legislative sessions.

Director Anderson commended the work of GOED's International Trade Division for the impressive work done by such a small team. The team were currently preparing for an advance Trade Mission to Africa scheduled for mid-April 2018.

Director Anderson noted the International Economic Development Council (IEDC) 2018 Leadership Summit took place January 2018 in Las Vegas. IEDC is the world's largest professional organization serving the economic development profession. Many GOED staff members presented at the conference and this led to some very productive interactions.

Director Anderson advised the Nevada Film Office (NFO) released its Crew and Vendor Directory in early 2018. This had received positive feedback. The NFO was now focusing on revamping the online locations directory to better connect potential film locations around Nevada with production companies, giving local businesses more control and more opportunity.

Director Anderson noted some new staff members had recently joined GOED. He welcomed Dr. Grace Chou as GOED's new Director of Advanced Manufacturing. Dr Chou is based in GOED's Carson City Office.
Director Anderson welcomed Mr. Matthew Moore as GOED's new Director of Rural Community and Economic Development. Mr. Moore is based in GOED's Carson City Office.

Director Anderson welcomed Mr. Juan Manzano, as GOED's Deputy Director, PTAC. Mr. Manzano is based in GOED's Las Vegas PTAC office.

AMERICAN OVERSIGHT

Director Anderson welcomed Mr. Derek Armstrong as GOED's new southern Deputy Director. Mr. Armstrong is based in GOED's Las Vegas office.

Director Anderson noted Mr. Armstrong would be providing a brief overview of the Opportunity Zones Program. Mr. Armstrong advised Opportunity Zones were a new community development program established by Congress in the Tax Cuts and Jobs Act of 2017 to encourage long-term investments in low-income urban and rural communities nationwide. The Opportunity Zones Program provided a tax incentive for investors to re-invest their unrealized capital gains into Opportunity Zones designated by the chief executives of every U.S. state and territory. The program afforded Governor Sandoval the ability to nominate up to 61 census tracts in Nevada to be part of an Opportunity Zone. These census tracts must meet certain criteria in order to be eligible.

GOED, along the Nevada Department of Business & Industry (BI), had undertaken significant work to set a baseline and reach out to local municipalities to identify opportunities and critical needs. Mr Armstrong and GOED's Northern Deputy Director Mr. Hunt had worked with local governments to identify priority Census Tracts for locals. Additionally, GOED was working with national partners such as the Economic Innovation Group to enable collaboration on a federal level.

10. **STATE OF NEVADA UNEMPLOYMENT RATE UPDATE** - as established by the Research and Analysis Division of the Nevada Department of Employment, Training and Rehabilitation

Governor Sandoval highlighted the positive progress the state had made in terms of its unemployment numbers.

11. PUBLIC COMMENT

Governor Sandoval asked if anyone from the public sought to make a comment. No Public comment was provided.

12. **ADJOURNMENT**

Governor Sandoval adjourned the March 15, 2018 meeting.

AMERICAN OVERSIGHT

Stephanie M. Klapstein

From: Committee for a Responsible Federal Budget <bounce@bounce.myngp.com> on behalf of Committee for a Responsible Federal Budget <info@crfb.org>
Sent: Friday, March 02, 2018 6:34 AM
To: Mike Willden
Subject: Updating the U.S. Budget Outlook

Updating the U.S. Budget Outlook
March 2, 2018

Read the paper.

The national debt is currently higher than at any time in history outside of World War II and the years immediately after, ar unsustainably. Moreover, recent tax and spending legislation have made a bad situation even worse.

Because of the rapid pace of legislative change, the Congressional Budget Office (CBO) has not had the opportunity to up since June 2017. In this paper, we construct our own rough budget projections based on CBO's methods.

Our projections show that under current law, **trillion-dollar deficits will return permanently by next year** and **debt will economy within a decade**. Under potentially more realistic policy assumptions, the country will be facing a **$2.4 trillion d percent of Gross Domestic Product (GDP)** by 2028. These projections show a fiscal situation that is clearly unsustainab

In this paper, we show:

- Legislation passed since June 2017 will add roughly $2.4 trillion to the baseline debt through 2028; continuing vari will add another $3.6 trillion to the debt.
- Under our baseline projection, debt will rise from 76 percent of GDP ($14.7 trillion) at the end of 2017 to **101 perce trillion)** by 2028. Previously, projections suggested debt would reach 93 percent ($27 trillion).
- Our baseline projections also show deficits rising from $665 billion in 2017 to **$1.1 trillion** by 2019 and **$1.7 trillio** projections showed trillion-dollar deficits returning in 2022 and a $1.5 trillion deficit in 2028. As a percent of GDP, t 3.5 percent in 2017 to 5.3 percent in 2019 and 5.7 percent by 2028. It was previously expected to reach 3.3 and 5 those years.
- Debt and deficits would be much worse if temporary spending increases and tax cuts are made permanent. Under scenario, debt will reach **113 percent of GDP ($33 trillion)** by 2028, and the deficit will total $2.4 trillion (8.2 perce
- Spending under our baseline projections will rise from 20.8 percent of GDP in 2017 to 24.3 percent by 2028 (25.3 alternative scenario), the second highest level in modern history. Revenue will remain between 16 and 18 percent tax cuts expire (and beyond that under our alternative scenario), which is unusually low for a healthy economy.

While our specific projections are uncertain, they make clear that the country faces an unsustainable fiscal situation that h deteriorated in the last year.

AMERICAN OVERSIGHT

Constructing Our Updated Projections

Much has happened since June 2017. Our projections begin with CBO's prior baseline and incorporate the effects of recer administrative changes – most significantly the Tax Cuts and Jobs Act (TCJA) and the Bipartisan Budget Act of 2018 (BBA attempted to adjust GDP projections and economic feedback based on new legislation. Importantly, our estimates do not a other economic or technical changes that are likely to further impact baseline projections.

In June 2017, CBO projected debt would reach $25.5 trillion or 91 percent of GDP by 2027, which suggests debt of about percent of GDP by 2028. We estimate that legislative and administrative changes since June will increase debt in 2028 by percent of GDP by 2028, for a total of $29.4 trillion or 101 percent of GDP.



We estimate debt would grow by an additional $3.6 trillion if various expiring policies were extended. Under that alternative reach $33 trillion and 113 percent of GDP by 2028.



Deficit Projections

Under current law, we expect the permanent return of trillion-dollar deficits next year. Specifically, we expect deficits to rise billion to more than $1.1 trillion in fiscal year 2019 and to $1.7 trillion by 2028. As a share of GDP, we project the deficit to percent of GDP in 2017 to 5.3 percent in 2019 and to 5.7 percent by 2028.

These deficits are significantly worse than those in CBO's June projections, which saw trillion-dollar deficits returning in 20 percentage point of GDP lower, on average, throughout the budget window.

AMERICAN OVERSIGHT



Under our alternative scenario, deficits would grow even higher, reaching **$2.4 trillion** or **8.2 percent of GDP** by 2028. De
reached that percent of GDP three times since World War II – all during the Great Recession.

Debt Projections

Rising deficits will put pressure on today's post-war record levels of debt. Previously, CBO projected debt to rise from 76 p
trillion) in 2017 to 91 percent ($25.5 trillion) in 2027, which would have meant debt of roughly 93 percent of GDP by 2028.

Under our updated baseline projections, debt will exceed the size of the economy within a decade, growing by nearly $15
of GDP ($29.4 trillion) by 2028. This is within 5 percentage points of the all-time record set in 1946 just after World War II
any other peacetime level of debt.

Under our alternative scenario, debt will exceed its historic record by 2027 and reach **113 percent of GDP** ($33 trillion) by
have not yet run long-term projections, debt would likely continue to grow rapidly beyond 2028 and could be twice the size
about 25 years.

AMERICAN OVERSIGHT

NV-DA-20-0615-A-006590



While our high and rising debt was already on an unsustainable path a year ago, our updated projections show substantia
since then and suggest the country is approaching uncharted territory. These high levels of debt will most likely crowd out
slow wage growth, and could increase the likelihood of an eventual fiscal crisis.

Spending and Revenue Projections

Recent legislation has significantly changed spending and revenue levels over the next decade, especially in the near ter
these changes have widened the gap between spending and revenue compared to CBO's June baseline.

We project revenue will fall in the next few years but eventually recover to prior-law levels as much of the recent tax bill ex
estimate that as the tax law takes effect, revenue will drop from 17.3 percent of GDP in 2017 to 16.4 percent in 2019 – low
been in the last 50 years other than in the aftermath of the last two recessions. We project revenue will remain below 2017
that, revenue will rise rapidly as a result of various expirations and future tax increases in the bill, reaching 18.5 percent of
these expirations, we project revenue will remain below 17.3 percent of GDP through the entire budget window.

Meanwhile, spending is projected to rise rapidly. We estimate that spending will jump from 20.8 percent of GDP in 2017 to
in part because of the budget deal's near-term increase in discretionary spending. Spending will then gradually rise to 24.3
2028, the second-highest level as a share of GDP since World War II. Under our alternative scenario, spending will reach
2028, which would represent a new post-war record.

AMERICAN OVERSIGHT



While the near-term spending increase is largely due to increased discretionary spending in the Bipartisan Budget Act, tha
disappears under current law. Long-term spending growth is driven largely by the rising costs of Social Security, health ca
debt. Even under prior law, outlays would have totaled about 23.7 percent of GDP by 2028.

In fact, under our current law projections, Social Security and health care spending will rise from 10.2 percent of GDP in 2
GDP by 2028, while discretionary spending will fall from 6.3 to 5.5 percent (under our alternative scenario, it will fall only s

Perhaps more troubling, rising debt and interest rates means that interest costs will be the fastest growing part of the budg
we project interest will grow from $263 billion (1.4 percent of GDP) in 2017 to $965 billion (3.3 percent of GDP) by 2028, a
be 14 percent of the budget. Under our alternative scenario, interest costs will exceed $1 trillion (3.6 percent of GDP), and
more on interest than defense or Medicaid.

AMERICAN OVERSIGHT



Conclusion

Much has changed since CBO last published its budget and economic projections in June of last year, but much has also remains at post-war record high levels, structural deficits remain large, and entitlement programs are slated to grow at an the population continues to age.

Yet legislation enacted since June 2017 has turned a dismal fiscal situation into a dire one. Revenue is lower, spending is larger, and the national debt is rapidly headed toward a new record. To make matters worse, the pressure for policymaker deficits through various policy extensions has intensified.

Importantly, these projections also do not supplant the need for CBO's thorough budget outlook scheduled to be released much more rigorous analysis than we are able to with access to crucial data and sophisticated modeling. We merely seek conversation until CBO has a chance to release its full report.

A year ago, paying for new legislation and securing the solvency of various trust funds would have been sufficient to preve rapidly as a share of GDP. Unfortunately, lawmakers chose instead to ignore impending trust fund insolvencies and charg cuts and spending hikes to the national credit card.

The complete disregard for budgetary constraints that lawmakers have shown in the past year – and in the past few years have largely undone the progress made on deficits earlier in the decade.

As a result, an aggressive combination of spending reductions, revenue increases, and entitlement reform will be needed. will quickly re-focus on deficit reduction to prevent debt from reaching unprecedented levels.

Read the paper.

For an Excel of our updated budget projections, click here.

###

For more information contact Patrick Newton, Press Secretary, at newton@crfb.org.

AMERICAN OVERSIGHT

NV-DA-20-0615-A-006593

Committee for a Responsible Federal Budget
1900 M Street, NW
Suite 850
Washington DC 20036 United States
If you believe you received this message in error or wish to no longer receive email from us, please unsubscribe.

AMERICAN OVERSIGHT

Stephanie M. Klapstein

From: Chip Bowlby <cbowlby@renolandinc.com>
Sent: Thursday, March 15, 2018 10:56 AM
To: CJ Manthe
Subject: VM

Just left you a VM when you have a momment

Chip Bowlby
President & CEO
6001 Talbot Lane
Reno, Nevada 89509
775-432-7110 x818
775-690-4866 Cell
775-800-1174 Fax
cbowlby@renolandinc.com
http://www.renolandinc.com

AMERICAN OVERSIGHT

Stephanie M. Klapstein

From: Pottebaum, Nic D. EOP/WHO <Nicholas.D.Pottebaum@who.eop.gov>
Sent: Friday, October 26, 2018 11:20 AM
Cc: Hoelscher, Douglas L. EOP/WHO
Subject: Week in Review - October 26, 2018
Attachments: image002.jpg; image004.jpg; Oct27_Take_Back_Day_Toolkit.pdf; NTBI WH LE Instructions.pdf

State Leaders and Staff,

Below is a summary of actions President Trump and his Administration have taken in the State-Federal world this past week.

CNBC "The Us Economy Grew At A 3.5% Pace In The Third Quarter, Faster Than Expected"
"The U.S. economy grew at a faster-than-expected rate in the third quarter as inflation was kept in check and consumer spending surged, according to data released by the Commerce Department on Friday." Read the full article here. Additionally, President Trump's policies are delivering record-breaking economic results for African American (fact sheet here).

Unprecedented Outreach to State and Local Leaders
Tuesday – President Trump hosted state and local leaders from Alaska, California, and Hawaii. President Trump said, "Since I first took office, my Administration has made it a priority to invite County Commissioners from across the United States to the White House…I'm pleased to say that more than 3,700 local officials from all 50 States have now participated in a White House State Leadership Conference." See more of what state and local leaders are saying about the unprecedented outreach here.



Proposal to Help Small Businesses Strengthen Retirement Security for Millions of American Workers
Monday – DOL announced a Notice of Proposed Rulemaking (NPRM) to help small businesses strengthen retirement security in America. The proposed rule would make it easier for small businesses to offer retirement savings plans to their workers through Association Retirement Plans, which would allow small businesses to band together to offer 401(k) plans to their employees. More information here. You can find the NPRM here.

America's Water Infrastructure Act

AMERICAN OVERSIGHT

NV-DA-20-0615-A-006596

Tuesday – President Trump signed S. 3021 (America's Water Infrastructure Act of 2018) in the Oval Office. The act provides for the conversation and development of water and related resources, and to provide for water pollution control activities. More information here.

State Relief and Empowerment Waivers
Tuesday – CMS and Treasury issued new guidance so states can move their insurance markets away from the one-size-fits-all rules and regulations imposed by the Affordable Care Act (ACA) and increase choice and competition within their insurance markets. More information here.

Proposal to Expand Access to Quality, Affordable Health Coverage
Tuesday – Treasury, HHS, and DOL issued a proposed regulation that expands the usability of health reimbursement arrangements (HRAs). Find more information here. You can find the NPRM here.

Combatting Opioid Epidemic
Wednesday – President Trumped hosted *A Year of Historic Progress and Action to Combat the Opioid Crisis* at the White House joined by several state and local leaders where President Trump signed H.R. 6 (SUPPORT for Patients and Communities Act) into law and announced privates sector initiatives to combat the opioid crisis. Check out the Fact Sheet, What They Are Saying, and ONDCP Statement here. Additionally, Senior Counselor to the President Kellyanne Conway wrote an Op-Ed titled, "We Can Bring the Opioid Crisis to an End" – Read the full op-ed here.

Lowering Drug Prices for American Patients and Saving Taxpayer Dollars by Confronting Global Freeloading
Thursday – President Trump spoke at Health and Human Services about prescription drug prices. You can find the fact sheet on the President lowering drug prices for American patients here and the CEA report on FDA reforms and reduced biopharmaceutical drug prices here. HHS APSE also released a report here.

Ivanka Trump's Affordable Childcare Visit to Lynn Meadows Discovery Center
Thursday – Advisor to the President Ivanka Trump visited the Lynn Meadows Discovery Center in Gulfport, Mississippi, and participated in a tour of exhibits offered at the center, followed by a roundtable discussion with Lynn Meadows Discovery Center leadership, elected officials, childcare experts, and area academic and business leaders. More information here.

Presidential Memorandum on Developing a Sustainable Spectrum Strategy for America's Future
Thursday – The President signed a Presidential Memorandum on developing a sustainable spectrum strategy for America's future. Find the full Presidential Memorandum here.

ICYMI – Opportunity Zones Proposed Regulations
Last Friday – Treasury and IRS announced proposed regulations on opportunity zones designed to incentivize investment in American communities. More details here. Find the proposed regulations here. View the guidance here. Instructions for Form 8996 (Qualified Opportunity Fund) can be found here.

AMERICAN OVERSIGHT



National Prescription Drug Take Back Day is Tomorrow

Saturday, October 27 – Saturday is National Drug Takeback Day attached you will find the Take Back Day Toolkit and guidance for law enforcement participation with the Drug Enforcement Agency (DEA). Feel free to use the graphic above for social media.

Let us know if you have any questions.

Thanks,
Nic

--
Nicholas D. Pottebaum
Special Assistant to the President and Deputy Director
White House Office of Intergovernmental Affairs
O: 202-456-2132 | C: 202-881-7803| E: Nicholas.D.Pottebaum@who.eop.gov

AMERICAN OVERSIGHT

NV-DA-20-0615-A-006598


· STATE LEADERSHIP DAYS BY THE NUMBERS ·
ALL 50 STATES
Invited every county commissioner in the country
3,753
people attended
including
2,004
County Officials
375
State Legislators
35
EVENTS
118
Law Enforcement Officials
176
City Officials
AMERICAN OVERSIGHT
NV-DA-20-0615-A-006599

NATIONAL PRESCRIPTION DRUG TAKE BACK DAY

OCTOBER 27, 2018

Visit takebackday.dea.gov to find a safe collection site

AMERICAN OVERSIGHT

DEA NATIONAL Rx TAKE BACK

Drug Enforcement Administration

National Prescription Drug Take Back Day

The National Prescription Drug Take Back Day addresses a crucial public safety and public health issue. According to the 2016 National Survey on Drug Use and Health, 6.2 million Americans misuse controlled prescription drugs. The study shows that the majority of misused prescription drugs were obtained from family and friends, often from the home medicine cabinet.

The DEA's Take Back Day events provide an opportunity for Americans to prevent drug addiction and overdose deaths.

Law Enforcement Participation

To participate, a new law enforcement partner will need to locate their Drug Enforcement Administration National Prescription Take Back point of contact by using the following link: https://www.deadiversion.usdoj.gov/drug_disposal/takeback/poc.htm.

The LE partner will need to reach out to their DEA POC and obtain a NTBI database username and password, to access the following link: https://www.deadiversion.usdoj.gov/NTBI.

Once logged in to the NTBI database, select "New Registration," and submit the required information.

After completing the initial registration, and upon acceptance by DEA, the LE partner will receive a separate email that contains their "Participant ID."

The LE partner will be required to log back into the NTBI system using the same username and password and enter their "Participant ID." The LE partner will then register each of their proposed NTBI sites. An approved LE partner must maintain at least one active NTBI site in the database.

Once the law enforcement agency has successfully registered their Take Back sites, DEA will provide the partner law enforcement agency with the appropriate Take Back Day supplies (collection boxes, collection bags, sealing tape, and advertising posters). The DEA will also provide partner law enforcement agencies with guidance regarding advertising and the use of social media.

Saturday, October 27

Keep them safe. Clean them out. Take them back.

DON'T BE THE DEALER



Diversion Control Division

AMERICAN OVERSIGHT

NV-DA-20-0615-A-006601

DEATakeBack.com | www.dea.gov |www.DEAdiversion.usdoj.gov

THE WHITE HOUSE

National Prescription Drug Take Back Day

Digital Toolkit

Background

Twice a year, the Drug Enforcement Administration (DEA) proclaims a national day to ask all Americans to safely dispose of unused medication. Many businesses, medical offices, and first responders are hosting take back events to safely dispose of unused medication. National Take Back Day happens twice a year; at the last National Take Back Day, Americans collected a record-breaking 900,000 pounds of prescription drugs, more than the weight of three Boeing 757s.

AMERICAN OVERSIGHT

Take Back Day – October 27th

- On Saturday, October 27th police stations, retail pharmacies, and community centers will be hosting prescription drug take back events at over 4,000 locations.
- To find a location near you, visit **TakeBackDay.DEA.gov.**
- Go to your medicine cabinet and check for any unused or expired medications, including opioids.
- Opioids go by many names, including Vicodin, Oxycontin, Percocet, Opana, tramadol, morphine, Kadian, and Avinz.

Unused Perscription Drugs Could Be a Danger for Friends or Family

- Everyone knows old leftovers in your refrigerator can make you sick. But leftover drugs in your medicine cabinet can be much more harmful—they can kill.
- America has tons of leftover prescription opioids: the vast majority of people do not use all the pills they are prescribed.
    - A 2017 study found that up to 92 percent of patients prescribed opioids did not use their full prescription.[1]
- Every day, 47 people die from overdoses involving prescription opioids. Just because something is prescribed, doesn't mean it is safe for all purposes.[2]
- Each year, more than 11 million Americans abuse or misuse prescription pain medicines.
    - The majority of these cases come from taking drugs from a family or friend's prescription in their own medicine cabinet.
- Misusing opioids is a proven route toward becoming addicted to heroin.
    - Nearly 80 percent of Americans recent heroin initiates reported misusing prescription opioids first.[3]
- Many people do not know they have been prescribed an opioid:
    - Vicodin, Oxycontin, Percocet, Opana, tramadol, and morphine such as Kadian and Avinza are all opioids.[4]
- Senior citizens are especially likely to keep unused pills. A grandparent's medicine cabinet is an easy place for teenagers, or other loved ones, to fuel their addiction. Check your own cabinet first and encourage loved ones to clean out their unused medications too.
- Unused medicine is a threat to the lives of children, seniors, and pets. Accidental drug misuse sends thousands of Americans to the emergency room each year. If you don't need it, safely dispose of your left-over drugs for your family's safety.

[1] https://www.ncbi.nlm.nih.gov/pubmed/28768328
[2] https://www.drugabuse.gov/related-topics/trends-statistics/overdose-death-rates
[3]https://www.samhsa.gov/data/sites/default/files/DR006/DR006/nonmedical-pain-reliever-use-2013.htm

AMERICAN OVERSIGHT

How to Get Rid of Unused Prescription Drugs

- On Take Back Day, unneeded medication can be dropped off at any one of the thousands of disposal dropoff sites.
    - A tool to locate your nearest collection site is available at: https://takebackday.dea.gov

- Year round, you can drop off unneeded prescription drugs at participating police and sheriff departments and retail pharmacies or use a safe disposal kit to deactivate the drug.
    - Some retail pharmacies, such as Walgreens and Walmart, offer drug-disposal programs on site.
    - A number of other retail pharmacies, such as Costco, CVS, or Rite Aid, sell postage-paid envelopes for customers to mail any prescriptions.
    - Free safe disposal mail-in envelopes are offered by the National Safety Council at NSC.org/TakeBack..

- On National Take Back Day (Saturday, October 27, 2018), the DEA, in partnership with Federal, State, local, and tribal law enforcement, businesses, medical offices, Federal agencies, and first responders will host events to collect and safely dispose of unneeded medication.
    - National Take Back Day happens twice per year.
- Each Take Back Day, thousands of pounds of prescription drugs are disposed, helping to prevent incidents of drug abuse and misuse across the Nation.
    - According to the DEA, results from the October 2017 National Take Back Day show:
        - 4,274 law enforcement partners participated
        - There were 5,321 collection sites
        - 912,305 pounds of prescription drugs were collected (more than the weight of three Boeing 757 airplanes)

SOCIAL MEDIA

- Oct. 27 is Prescription Drug #TakeBackDay . Check your medicine cabinet for unused or expired prescription drugs and visit https://takebackday.dea.gov to find a safe disposal spot near you.

- There are over 4,000 locations where you can safely drop off your unused or expired prescription drugs. Visit https://takebackday.dea.gov to find your nearest location.

- Mark your calendars! On Saturday, Oct. 27, over 4,000 police stations, pharmacies and community centers will be hosting prescription drug #TakeBackDay locations. Visit https://takebackday.dea.gov to plan your drop off.

- Protect your family and friends. Get rid of your unused prescription drugs on #TakeBackDay on April 28. Visit https://takebackday.dea.gov/ to learn more.

- Do you know how to dispose of prescription drugs safely? Visit https://takebackday.dea.gov/ to learn more.

- Nearly 80% of America's new heroin users report misusing prescription opioids first. Don't let unused pills become the first step down a deadly path for yourself or someone you love. Find a disposal site at https://takebackday.dea.gov/ #TakeBackday

- Opioids have many names. Check your medicine cabinet for unused Vicodin, Oxycontin, Percocet, Opana, Kadian, or Avinza and take them to a #TakeBackDay safe disposal site on April 28.

- 47 people die every day from overdoses involving prescription opioids. Protect your family and friends. Find a disposal site at https://takebackday.dea.gov/ #TakeBackDay







Visit takebackday.dea.gov to find a safe collection site

Stephanie M. Klapstein

From: Holly Propst <hpropst@westgov.org>
Sent: Friday, February 09, 2018 11:42 AM
To: abovingdon@mt.gov; Alex Whitaker; Alexandra Kaney; AngieByrnes; Bill Whitacre; Britta Beckstead; Carly Cordell; Casey Katims; Dan Baer; Deb Kinsley; Drew Johnston; dseiden@az.gov; esther.fleming@gov.mp; Gordon Larsen; Grace Beck; hmoore@az.gov; Holly Propst; James Ogsbury; Jason Miner; Jerry Strickland; Jessica Crowder; Joe Rassenfoss; joepereira48@hotmail.com; Johanna Easter; John Chatburn; John Crowther; John Swartout; Jon Hummell; kadams@az.gov; Keith Gardner; Kevin Moss; kimberly.pallick@resources.ca.gov; kmathews@wdc.ca.gov; laurel.a.johnston@hawaii.gov; Lauren DeNinno; lauren.kintner@nebraska.gov; Levi Bachmeier; Lisa Hiraoka; Loren Hatch; margaret.metcalfe@guam.gov; Matt Goddard; matt.konenkamp@state.sd.us; Matthew DeleonGuerrero; mike.mccartney@hawaii.gov; Nathan Sanderson; Pam Robinson; Patrick Holmes; Robert Duff; Robert Randall; Ruchi Sadhir; ryan@nevadadc.org; Sam Eaton; Sarah Olsen; Teal Takayama; Todd Ferrara; Toni Vigil; Troy Timmons; Ward Scott; wes.hambrick@gov.texas.gov; Zach Bodhane
Subject: Weekly SAC Email - Upcoming Deadlines and Activities -- February 9, 2018
Attachments: AP_Governors Say InteriorDepartment Shift Did Not Include Them.docx; Agenda WGA Breakfast (003).pdf; Draft_Agenda_Feb2018Summit_External_02-08-18.pdf; WGA FY2019 Congressional Priorities v2.docx; RESO_EOR_Final.docx; RESO_Water Resources_15_08.docx; PR 2017-04 Water Quality.docx; RESO_MINERALS_15_09.docx; MEMO_CERCLA Resolution.docx; ResoStatusSheet_ 02-09.docx; 20180129 ESA Bill WGA Letter of Support_v3.docx; DRAFT - Trade Letter of Support_v2.docx; WATER TRANS - DRAFT Letter to Sen EPW _v1.docx; Memo_Federalism Assessment_Lead and Copper Rulemaking.docx; Congressional ActionReport Feb2-9.pdf

Welcome to the February 9, 2018 edition of the WGA SAC Friday email. Apologies for the late arrival. There is a lot going on today!

SUMMARY OF COMING EVENTS & DEADLINES
(*See details in the report and master calendar below.)*

- Input Requested: WGA Letter on Trade – Monday, **Feb. 12 (COB)**
- NFRMI Webinar: *Watershed Management* – **Feb. 13**
- Input Requested: WGA SNOTEL Letter **– Feb. 14 (COB)**
- Input Requested: WGA Water Transfers Letter **– Feb. 14 (COB)**
- WFDI Webinar: "*Strategies to Expand Youth Apprenticeship*" **– Feb. 15**
- Governors' February WDC Events -- SAC Coordination Call – **Feb. 15**
- Input Requested: WGA Congressional Priorities Menu – **Feb. 15 (COB)**
- SAC Work Group Call: Energy Vision – **Feb. 22**
- SAC Call – **Feb. 22**
- Governors' Meeting with Cabinet (during NGA Winter Meeting) – **Feb. 25**
- Speaker's Intergovernmental Taskforce / House Oversight Committee Joint Hearing: *Federalism Implications of Treating States as Stakeholders* – **Feb. 27**
- WGA-Led State & Local Government Associations Summit (WDC) – **Feb. 27**

AMERICAN OVERSIGHT

- WGA WDC Reception – **Feb. 27**
- SAC Work Group Call: Energy Vision – **March 1**
- WFDI Webinar: "*Moving Toward Career Readiness Goals*" – **March 8**
- SAC Work Group Call: Energy Vision – **March 8**
- SAC Call – **March 8**
- SAC Spring 2018 Strategic Planning Meeting (Denver) – **March 14 (***full day)*
- WGA Western Working Lands Forum – **March 15-16**
- WFDI Webinar: "*Rural Workforce Development Challenges"* – **March 21**
- Governors-Only Call – **March 26**
- Governor-Hosted WGA Sponsor Lunch (SD) – **April 3**
- WFDI Webinar: "*Policy for Innovation in Education and Training*" – **April 5**
- SAC Call – **April 5**
- SAC Call – **April 19**
- Bylaw-Driven Dictated Deadline for Initial Draft Resolutions to be Circulated – **April 26**
- Weekly SAC Resolution Call – **May 3**
- Governor-Hosted WGA Sponsor Lunch (MT) – **May 8**
- Weekly SAC Resolution Call – **May 10**
- Weekly SAC Resolution Call – **May 17**
- Governors-Only Call – **May 21**
- Weekly SAC Resolution Call – **May 24**
- Weekly SAC Resolution Call – **May 31**
- Weekly SAC Resolution Call – **June 7**
- Governors' Summer Meeting Briefing Books and Ballots Go Out – **June 12**
- SAC Summer Meeting Logistics Call – **June 14**
- Ballots Due Back to WGA – **June 22**
- SAC Meeting (Rapid City) – **June 24**
- WGA Summer Meeting (Rapid City) – **June 24-27**

HOUSEKEEPING

Media Coverage of DOI Re-Org Letter

A reporter in the Denver bureau of the Associated Press wrote a story (attached) about the DOI letter that, as of this morning, had appeared on more than 430 websites coast to coast, including: the *Washington Post, Politico, The Hill, Washington Times, US News & World Report, The Coloradoan* (in Fort Collins), *Las Vegas Sun, Minneapolis Star Tribune, News-Tribune in Tacoma, Wichita Eagle, Charlotte News & Observer,* Philly.com , ABC News, Omaha.com, and even AgerPress in Argentina.

Staff Lead: Joe Rassenfoss (joe@westgovo.org)

Governors in Washington in February – WGA Events

AMERICAN OVERSIGHT

There are several events for WGA in late February when Governors will be in Washington, DC, for the NGA Meeting. WGA will be holding a coordination call for SAC next Thursday (Feb. 15) at 2 p.m. See calendar below for call-in information.

- **Feb. 25 – Western Governors and Cabinet Officials Breakfast** – Western Governors will have a breakfast meeting with cabinet officials on Sunday, Feb. 25, from 7-9 a.m. ET. Scott Pruitt, Administrator of the Environmental Protection Agency, will host the event at EPA's headquarters in Washington, D.C. See updated agenda attached.

  Action Item**:** Please RVSP for your Governor and any attending staff through Toni Vigil *(tvigil@westgov.org).*

- **Feb. 27 – Speaker's Intergovernmental Taskforce / House Oversight Committee Joint Hearing: *Federalism Implications of Treating States as Stakeholders*** – Several Western Governors (Herbert, Otter and Martinez so far) will be featured in a joint hearing to be held on Feb. 27 by the Speaker's Bipartisan Intergovernmental Taskforce and the House Oversight Committee. The focus will be on the federalism implications of treating states as stakeholders. The hearing will be at 10 a.m. (2154 Rayburn H.O.B.)

  Action Item: If your Governor is interested in joining his/her colleagues in this opportunity, please let Jim know asap (jogsbury@westgov.org)

- **Feb. 27 – WGA-Led State & Local Government Associations Summit** – WGA has organized the upcoming State & Local Government Associations Summit, to be held Feb. 27 (8:30 a.m. – 4 p.m. ET) at the Pew Center, 901 E St., NW, Washington, DC. The event will feature discussions with officials from the White House, OMB and various federal agencies regarding how to realign the state-federal relationship. See agenda attached. This is designed as a small-room discussion, so seating is limited.

  Action Item: WGA is holding a small number of seats and can accommodate up to 8 more SAC members. Those seats will be allocated on a first-come-first-served basis. Contact Toni (tvigil@westgov.org) for RSVP availability.

- **Feb. 27 – WGA WDC Reception –** WGA will be hosting a reception on the evening of Feb. 27, from 5:30-7 p.m. at the Capitol View Conference Center, located on the 9th floor of 101 Constitution Ave., NW, Washington, DC. We would be delighted to have your Governor and staff attend**.**

  Action Item: Please RSVP to Toni *(tvigil@westgov.org)*

WGA Congressional Priorities

Attached is a draft copy of WGA's FY19 congressional priorities. These are compiled primarily from WGA policy resolutions and previous appropriations priorities and will guide WGA's legislative efforts and communications with Congress during the 2018 calendar year and federal FY19 appropriations process.

Action Requested: Please read the document; if there are items that should be added to or removed from this list, or items requiring modification, let Troy know by COB Thursday, Feb. 15.

WGA Staff: Troy Timmons (ttimmons@westgov.org)

AMERICAN OVERSIGHT

NV-DA-20-0615-A-006609

RESOLUTIONS

Thanks to the many SAC members who participated in Thursday's SAC call discussion regarding our upcoming resolution cycle. Based on your feedback, we are expecting a robust set of resolutions to advance. See the initial status sheet attached. A couple of data points:

- You will find attached Word versions of several current resolutions. Based on the SAC conversation yesterday, these are being forwarded for your input. We look forward to early input on:
  - Enhanced Oil Recovery
  - Water Resource Management in the West
  - Water Quality in the West
  - National Minerals Policy

- The Energy Work Group will begin its weekly calls again on Thursday, Feb. 22. They will be working through the "Energy Vision" we expect to incorporate as an amendment to the current Energy in the West resolution. If you aren't already part of that group and wish to join, note the calendar details below.

- Take a look at the attached CERCLA backgrounder. Per SAC discussion on Thursday, we will be bringing this topic back for your consideration on our next SAC call on Feb. 22.

WGA Staff: Holly Propst (hpropst@westgov.org)

INITIATIVES

Workforce Development Initiative

- **Register for Feb. 15 Webinar** – WGA will hold a webinar on *Strategies to Expand Youth Apprenticeship* this coming Thursday (Feb. 15) from 11 a.m.-12:30 p.m. MT. The webinar will examine successful state-led youth apprenticeship programs and how they can be expanded. Registration is open. Please share with all who may be interested.

  This is the first webinar in a series that will build on major themes and issues in workforce development identified during the workshops.
  - March 8 – *Moving Toward Career Readiness Goals* - register
  - March 21 – *Rural Workforce Development Challenges* - register
  - April 5 – *Policy for Innovation in Education and Training* - register

  Action Item: Please let Lauren know if you have suggestions for panelists or topic refinement.

WGA Staff: Lauren DeNinno (ldeninno@westgov.org)

National Forest and Rangeland Management

AMERICAN OVERSIGHT

- **Feb. 13 Water Quality Concerns Webinar –** The initiative will host a webinar this coming Tuesday, (Feb. 13) at 10 a.m. MT to examine water quality and land management practices. The webinar will look at pre- and post-wildfire practices that can promote water quality and ecosystem health; models for addressing forest health and water quality issues through public-private partnerships; and drivers for public-private investment in mitigation and restoration activities. Check out the panelists and register for the webinar here.

WGA Staff: Troy Timmons (ttimmons@westgov.org)

Species Conservation and ESA

- **Proposed WGA Letter to Senate EPW Regarding Draft ESA Legislation –** Attached please find a proposed WGA letter to the Senate Committee on Environment and Public Works on draft ESA legislation. Prior to the February 8 SAC comment deadline, Washington proposed minor clarifying edits to the letter that were accepted. The letter will now move onto signature approval.

- **Watch the Webinar – Pecos Watershed Conservation Initiative –** This week WGA hosted the latest in a series of webinars for the Species Conservation and ESA Initiative. The webinar was a case study examination of the Pecos Watershed Conservation Initiative, a collaborative and voluntary conservation project between industry, state and federal agencies in the Permian Basin of Texas and New Mexico that targets landscape-scale conservation strategies to proactively address species conservation water quality issues in the region.

  The webinar was well attended, with roughly 80 attendees calling in to hear the discussion, and a lively question and answer session followed the panelist presentations. A summary of the discussion will be available in next week's SAC email, but you can watch the webinar now.

WGA Staff: Zach Bodhane (zbodhane@westgov.org)

OTHER ACTION ITEMS

Draft WGA Letter: Support for Trade – WGA drafted the attached letter expressing support for international trade and emphasizing the importance of certainty and stability in international trade agreements. This letter was suggested by South Dakota following discussions with Secretary of Agriculture Sonny Perdue at WGA's Winter Meeting. As of the SAC call on Feb. 8, the required threshold of 13 states had approved sending this as a WGA letter. Washington provided redlines which were discussed on the call.

Action Item: The letter is closed for additional edits beyond the redlines in the attached draft. The question for SAC is whether to accept the WA-proffered edits. Please let us know by COB on Monday, Feb. 12, if you have problems with the revised language. Silence will be treated as assent to the redlines.

WGA Staff: Lauren DeNinno (ldeninno@westgov.org)

Draft WGA Letter: Letter RE: Water Transfers Rule – The attached draft letter to the Senate Committee on Environment and Public Works expresses Western Governors' support for the legislative codification of EPA's Water Transfer Rule (Rule). The Rule exempts water transfers (*i.e.*, conveyances between water bodies without intervening industrial, municipal, or commercial use) from NPDES permitting requirements under the Clean Water Act (CWA). EPA has exempted such transfers since the CWA's enactment in 1972.

AMERICAN OVERSIGHT

WGA Policy Resolution 2017-04, Water Quality in the West, expressly supports the Rule. Additionally, WGA issued a letter to EPA Administrator Gina McCarthy, urging EPA to appeal the U.S. District Court for the Southern District of New York's decision in *Catskill Mountains Chapter of Trout Unlimited, Inc. v. EPA*, which had struck down the Rule as an unreasonable interpretation of the CWA. EPA successfully defended the Rule on appeal. The case, however, is now being petitioned to the U.S. Supreme Court. A legislative solution would ensure the Rule's durability to similar challenges and protect western states from superfluous regulatory requirements and substantial financial obligations.

Action Item: Please send any feedback on this letter to Ward by COB on Wednesday, Feb. 14.

WGA Staff: Ward Scott (wscott@westgov.org)

EPA Requests Comments Regarding Planned Revisions to SDWA Lead and Copper Rule – WGA staff, as well as representatives from several organizations of state and local officials, participated in a January 2018 federalism consultation with the EPA Office of Water to discuss long-term revisions to the Lead and Copper Rule (LCR) under the federal Safe Drinking Water Act. WGA staff has drafted a memo outlining the LCR and proposed revisions and is preparing strawman comments which will be circulated next week for SAC review. Comments must be received by EPA on or before March 8, 2018.

Action Item: Please review the attached memo and the questions posed by EPA to determine what substantive input should be included in any comments that WGA may submit as part of EPA's LCR federalism consultation. Please provide any feedback by COB on Tuesday, Feb. 13.

WGA Staff: Ward Scott (wscott@westgov.org)

HAPPENING ON THE HILL

- **Weekly Congressional Action Report –** Congress had another drama-filled week as the chambers struggled to find a way forward on budget issues. For a full wrap-up of this week's action, see the attached WGA Congressional Action Report.

  WGA Staff: Holly Propst (hpropst@westgov.org

- **Government Shutdown Short-lived –** The House, at about 5:30 this morning, approved a $320 billion budget agreement and continuing resolution for FY18 appropriations through March 23 (H.R. 1892). The House approved the stopgap by a 240-186 vote; the Senate had approved the bill earlier this morning by a 71-28 margin. President Trump signed the bill shortly after House passage, ending a federal government shutdown that had started at midnight EST. You can find bill language here, a summary of the measure here, and a summary of supplemental disaster funding provisions here.

  The package includes the Furthering Carbon Capture, Utilization, Technology, Underground Storage, and Reduced Emissions (FUTURE) Act, S. 1535. WGA submitted a letter in support of this bill on Aug. 3. It furthers the responsible use of enhanced oil recovery (EOR) using carbon dioxide (CO2) – an objective of the Governors

AMERICAN OVERSIGHT

NV-DA-20-0615-A-006612

set forth in WGA Policy Resolution 2015-06, *Enhanced Oil Recovery* – by creating greater regulatory certainty for the Carbon Dioxide Sequestration Credit, created by Section 45Q of the Internal Revenue Code of 1986.

WGA will provide a more in-depth review of the bill in next week's Friday email. Notably not included in the budget agreement was language addressing the budgetary practice of "fire borrowing"; another window of opportunity to fix fire funding will open with the anticipated omnibus FY18 appropriations measure to be considered as the March 23 spending deadline nears.

WGA Staff: Troy Timmons (ttimmons@westgov.org)

- **House Passes WAPA Transparency Act --** On Feb. 7, the House passed a bipartisan bill (H.R. 2371) that requires the Western Area Power Administration (WAPA) to establish a pilot project during which WAPA must publish information about its costs and rates from 2008 to present, as well as annually thereafter for seven years, on a publicly available website.

  WGA Staff: Britta Beckstead (bbeckstead@westgov.org)

IN THE EXECUTIVE BRANCH

Opportunity Zones Guidance Released

The Department of the Treasury and Internal Revenue Service released guidance yesterday for Governors on the procedure for designating population census tracts as Qualified Opportunity Zones under H.R. 1, the Tax Cuts and Jobs Act (Sec. 13823 of P.L. 115-97). Section 13823 contains the Investing in Opportunity Act, designed to spur investment and create new business opportunities in economically distressed communities. Governors are required by the statute to nominate population census tracts for designation as qualified opportunity zones by March 22, 2018 and may request a 30-day extension of that deadline.

WGA Staff: Troy Timmons (ttimmons@westgov.org)

MASTER CALENDAR DETAIL

Monday, February 12, 2018 (COB)	**Input Requested**: WGA Letter on Trade
Tuesday, February 13, 2018	**NFRMI Webinar:** Watershed Management 10 – 11:30 a.m. MT Register here.

AMERICAN OVERSIGHT

Wednesday, February 14, 2018 (Multiple Items)	**Input Requested:** WGA SNOTEL Letter **Input Requested**: WGA Water Transfers Letter
Thursday, February 15, 2018 (Multiple Items)	**Workforce Development Initiative Webinar:** *Strategies to Expand Youth Apprenticeship* 11 a.m.-12:30 p.m. MT Register here. **SAC – Governors' WDC Events – Coordination Call** 2 p.m. MT / 4 p.m. ET 1-800-704-9804, access code 38539797# **Input Requested:** WGA Congressional Priorities Menu
Thursday, February 22, 2018 (Multiple Items)	**SAC Work Group Call: Energy Vision** 9 a.m. MT / 11 a.m. ET Please call 720 897-4567, Meeting ID: 200 **SAC Call** 2 p.m. MT / 4 p.m. ET 1-800-704-9804, access code 38539797#
Sunday, February 25, 2018	**WGA Governors' Meeting with Cabinet Officials (during NGA Winter Meeting)** 7 – 9 a.m. MT U.S. EPA Headquarters ⏐ 1200 Pennsylvania Ave NW ⏐ Green Room, 3rd Floor, Washington, DC *Please arrive via the North Courtyard*
Tuesday, February 27, 2018 (Multiple Items)	Speaker's Intergovernmental Taskforce / House Oversight Committee Joint Hearing: *Federalism Implications of Treating States as Stakeholders* (*Several Western Governors Testifying)* 10 a.m. ET 2145 Rayburn HOB, Washington, DC **WGA-Led State & Local Government Associations Summit** 8:30 a.m. – 4 p.m. ET Pew Center, 901 E St., NW, Washington, DC

AMERICAN OVERSIGHT

NV-DA-20-0615-A-006614

	WGA Washington DC Reception 5:30 – 7 p.m. 101 Constitution Avenue, NW, #900, Washington, DC
Thursday, March 1, 2018	**SAC Work Group Call: Energy Vision** 9 a.m. MT / 11 a.m. ET Please call 720 897-4567, Meeting ID: 200
Thursday, March 8, 2018 (Multiple Events)	**SAC Work Group Call: Energy Vision** 9 a.m. MT / 11 a.m. ET Please call 720 897-4567, Meeting ID: 200 **SAC Call** 2 p.m. MT / 4 p.m. ET 1-800-704-9804, access code 38539797# **WGA WFDI Webinar: "***Moving Toward Career Readiness Goals"* Time and registration information to follow
Wednesday, March 14, 2017	**SAC Spring 2018 Strategic Planning Meeting** 8 a.m. – Evening Reception, Art Hotel, Denver Room block established
Thursday, March 15 through Friday, March 16, 2018	**WGA Western Working Lands Forum** 11:30 a.m. day one through 12:15 p.m. day two Art Hotel, Denver
Wednesday, March 21, 2018	**WGA WFDI Webinar** – "*Rural Workforce Development Challenges"* Time and registration information to follow
Monday, March 26, 2018	**Governors-Only Call** Noon PT / 1 p.m. MT / 2 p.m. CT Call-in information will be sent to participating Governors

AMERICAN OVERSIGHT

NV-DA-20-0615-A-006615

Tuesday, April 3, 2018	**Governor-Hosted WGA Sponsor Lunch (SD)** Governor's Mansion Pierre, SD
Thursday, April 5, 2018	**SAC Call** 2 p.m. MT / 4 p.m. ET 1-800-704-9804, access code 38539797# **WGA WFDI Webinar** – "*Policy for Innovation in Education and Training"* Time and registration information to follow
Thursday, April 19, 2018	**SAC Call** 2 p.m. MT / 4 p.m. ET 1-800-704-9804, access code 38539797#
Thursday, April 26, 2018	**Bylaw-Driven Dictated Deadline for Initial Draft Resolutions to be Circulated**
Thursday, May 3, 2018	**SAC Resolutions Development Call** 2 p.m. MT / 4 p.m. ET 1-800-704-9804, access code 38539797#
Tuesday, May 8, 2018	**Governor-Hosted WGA Sponsor Lunch (MT)** Helena, MT
Thursday, May 10, 2018	**SAC Resolutions Development Call** 2 p.m. MT / 4 p.m. ET 1-800-704-9804, access code 38539797#
Thursday, May 17, 2018	**SAC Resolutions Development Call** 2 p.m. MT / 4 p.m. ET 1-800-704-9804, access code 38539797#
Monday, May 21, 2018	**Governors-Only Call** Noon PT / 1 p.m. (MT) / 2 p.m. (CT)

AMERICAN OVERSIGHT

	Call-in information will be sent to participating Governors
Thursday, May 24, 2018	**SAC Resolutions Development Call** 2 p.m. MT / 4 p.m. ET 1-800-704-9804, access code 38539797#
Thursday, May 31, 2018	**SAC Resolutions Development Call** 2 p.m. MT / 4 p.m. ET 1-800-704-9804, access code 38539797#
Thursday, June 7, 2018	**SAC Resolutions Development Call** 2 p.m. MT / 4 p.m. ET 1-800-704-9804, access code 38539797#
Tuesday, June 12, 2018	**Governors' Summer Meeting Briefing Books and Ballots Go Out**
Thursday, June 14, 2018	**SAC Call** *(Annual Meeting Logistics)* 2 p.m. MT / 4 p.m. ET 1.800.704.9804, access code 38539797#
Friday, June 22, 2018	**Ballots Due Back to WGA**
Sunday, June 24, 2018	**SAC Meeting (Rapid City)** *Time and Location TBA*
Sunday, June 24 through Wednesday, June 27, 2018	**WGA Annual Meeting** June 24-27, 2018 | Rapid City, South Dakota *Agenda and logistical information will be sent as soon as it becomes available*

AMERICAN OVERSIGHT

NV-DA-20-0615-A-006617

Fiscal Year 2019 Congressional Priorities

This document outlines Western Governors' priorities for congressional action through the FY2019 appropriations process and 2018 legislative year. It is comprised of positions adopted by Western Governors in their policy resolutions, recommendations adopted through the WGA initiative process, and other positions adopted by the Governors. It is organized by the committees of jurisdiction in the House and Senate; in cases where provisions may have multiple committees of jurisdiction, items may be duplicated.

Proposed Legislative Action	Governors' Policy
Multiple Committees	
Cooperating Agency Better define "cooperating agency" under NEPA processes.	WGA Policy Resolution 2017-01, Building a Stronger State-Federal Relationship Letter: Governors Request Involvement in Council on Environmental Quality Environmental Reviews Comments: Western Governors' Recommendations to Improve Forest Service NEPA Process
Settlement Negotiations Where their roles and responsibilities are impacted, states should be meaningfully consulted during settlement negotiations, including negotiations aimed at avoiding, rather than resolving, litigation. Provide notice to affected Governors' offices and give co-regulating states opportunities to participate in the proceedings. Where legally permissible, that right should extend to federal agencies' settlement negotiations impacting state environmental and natural resource management prerogatives.	WGA Policy Resolution 2017-01, Building a Stronger State-Federal Relationship
Cost/Benefit Analyses Seek mandatory use of a refined model for federal land management agencies' economic impact and cost/benefit analyses designed in conjunction with affected states and counties.	WGA Policy Resolution 2017-01, Building a Stronger State-Federal Relationship

DRAFT

AMERICAN OVERSIGHT

NV-DA-20-0615-A-006618

Proposed Legislative Action	Governors' Policy
Streamlining Coordinate, streamline, and increase the flexibility of infrastructure planning and permitting guidelines, rules, and policies to: (i) allow for timely decision-making in the design, financing, and construction of needed infrastructure; (ii) account for regional differences; (iii) balance economic and environmental considerations; and (iv) minimize costs.	WGA Policy Resolution 2015-08, Water Resource Management in the West WGA Policy Resolution 2017-01, Building a Stronger State-Federal Relationship
Preemption Require agencies to develop step-by-step internal guidelines on compliance with the preemption provisions of Executive Order 13123. Require internal oversight procedure by which agency scrutinizes potential preemptions of state authority. Improve preemption and federalism review requirements in OIRA's "A-4 Circular" checklist.	WGA Policy Resolution 2017-01, Building a Stronger State-Federal Relationship Letter: Concerns about Provisions in the Hydropower Policy Modernization Act of 2017
Consultation Seek opportunities for more meaningful consultation through: agency-specific processes, Executive Branch cross-cutting regulatory efforts, administrative reorganization, and Congressional regulatory reform. Consult with states on a regular basis: as a predicate to federal action; through the pre-publication stage of rulemaking; after publication and before adoption of rules and regulations; and on an ongoing basis throughout implementation. Clarify definitions in key enabling statutes to better define state-federal consultation.	WGA Policy Resolution 2017-01, Building a Stronger State-Federal Relationship Letter to Agencies: Executive Order, "Enforcing the Regulatory Reform Agenda" Letter: Lack of Consultation on DOI Proposed Regional Office Boundaries
Executive Order 13132 Revise Executive Order 13132, *Federalism*. Clarify which federal actions trigger the state consultation requirements under Executive Order 13132, *Federalism*. Require agencies to share assumptions supporting federalism assessment impact analyses.	WGA Policy Resolution 2017-01, Building a Stronger State-Federal Relationship Comments: Governors Submit Analysis and Recommendations Regarding WOTUS Letter: Concerns over Potential EPA CERLCA 108(b) Financial Assurance Requirements Comments I: CERCLA 108(b) Financial Assurance Rule for Hardrock Mining Industry

DRAFT

AMERICAN OVERSIGHT

Proposed Legislative Action	Governors' Policy
Request a GAO analysis of how often federalism reviews occur in key agencies and what they include. Require OMB/OIRA to update directions to agencies' "federalism official" designations and "consultation plans" regarding the identification of policies with federalism implications and ensuring meaningful and timely consultation with states. Make consultations plans and contact information for designated federalism officials publicly available.	
Federalism Office and Joint Select Committee Establish a permanent Joint Select Committee on Intergovernmental Relations and a federalism office in the executive branch - potential models include the ACIR and CEQ.	WGA Policy Resolution 2017-01, Building a Stronger State-Federal Relationship
House / Senate Appropriations	
State Authority / State Wildlife Data Request that the Committee include the following language in its report on Interior Appropriations: "The Committee is concerned that the Department of Interior, its bureaus, and the U.S. Forest Service are not maximizing the opportunity to save funds and leverage states' on-the-ground wildlife expertise. State wildlife agencies often have the best available science on species and retain primary jurisdiction over most wildlife on Federal, State, and private lands. The federal government should recognize and fully utilize state resources, including scientific information about species population numbers, conservation status, and habitat availability, among other data. "The Committee directs the federal agencies to cooperatively engage with state wildlife agencies to ensure that federal agencies use state fish and wildlife data and analyses as a principal source to inform federal land use, land planning, and related natural resource decisions while respecting the limitations of state data privacy laws. The agencies should not duplicate analysis of raw data previously prepared by the states. Federal agencies should also provide their data to state wildlife managers to ensure that the most complete data is available to be incorporated into all decision support systems."	WGA Policy Resolution 2017-01, Building a Stronger State-Federal Relationship WGA Policy Resolution 2017-11, Species Conservation and the Endangered Species Act WGA Policy Resolution 2017-08, State Wildlife Science, Data and Analysis Appropriations Requests Testimony, FY 2015, 2016, 2017 and 2018

DRAFT

AMERICAN OVERSIGHT

Proposed Legislative Action	Governors' Policy
State Authority / ESA Request that the Committee include the following language in its report on Interior Appropriations: "The committee intends that states be allowed the option to request and be granted intervention as a matter of right in all administrative and judicial actions, not initiated by the state, which concern any of the provisions of the Endangered Species Act (ESA), except for the provisions dealing with prohibitions on international trade of banned substances. "The ESA is premised on a strong federal-state partnership. States should be provided the opportunity to be full partners in administering and implementing the ESA, as defined in Section 6(a) of the ESA: 'In carrying out the program authorized by the Act, the Secretary shall cooperate to the maximum extent practicable with the States.' State agencies often have the best available science and expertise. "The U.S. Fish and Wildlife Service (FWS) is directed: • To provide states a right of first refusal to be full partners in recovery planning and species management. The Secretary should be given authority to provide grants for any additional administrative costs to states for the development and/or administration of recovery plans. • To outline clear and quantifiable recovery goals in consultation with the affected state(s) at the time of an ESA listing decision. The agency should provide objective recovery criteria that both state and federal agencies may work toward accomplishing in the recovery process. In cases where quantification of recovery goals is not initially feasible, the FWS should be required to work with the affected state(s) to publish a plan, including a timetable, describing the steps the FWS will take in identifying measurable goals. Recovery goals should be reviewed and changed using an adaptive framework. The required objective criteria should include a clear articulation of the required population, population trends, or other relevant criteria, including amelioration of threats identified in the listing process. • To provide states a right of first refusal to be full partners in listing, critical habitat designations, recovery planning, and delisting decisions, particularly when modeling is used in analysis. When the FWS intends to rely on the precautionary principle or best professional judgement, particularly when coupled with the use of long-term modeling and forecasting, in place of current observational science and measurable impacts,	WGA Policy Resolution 2017-11, Species Conservation and the Endangered Species Act A-7: The ESA is premised on a strong federal-state partnership. But the Act and its implementation should seek to provide expanded and meaningful consultation opportunities for states to comment, participate, or perform before the federal government takes action under the ESA.

DRAFT

AMERICAN OVERSIGHT

Proposed Legislative Action	Governors' Policy
states should be a full partner in analyses, model development and consulted with prior to final decisions. The FWS should partner with states to establish consistent criteria to assess modeling uncertainty related to projected scientific information, such as climate change, in their scientific review."	
State Authority / CWA Request that the Committee include the following language in its report on Interior Appropriations: "The Committee directs federal agencies to engage in active and meaningful consultation with states regarding any new definitions of federal jurisdiction over state-managed resources such as water."	WGA Policy Resolution 2017-04, Water Quality in the West B-1: State Authority and Implementation of CWA B-1-a: CWA Jurisdiction
USFS / Groundwater Request that the Committee include the following language in its report on Interior Appropriations: "States have exclusive authority over the allocation and administration of rights to groundwater located within their borders and are primarily responsible for protecting, managing, and otherwise controlling the resource. The regulatory reach of federal government was not intended to, and should not, be applied to the management and protection of groundwater resources. No funds appropriated under this Act shall be used to develop a groundwater management strategy. Instead, the Committee urges agencies to recognize and respect state primacy and comply with current federal statutory authorities."	WGA Policy Resolution 2015-08, Water Resource Management in the West B-1: State Primacy in Water Management: As the preeminent authority on water management within their boundaries, states have the right to develop, use, control and distribute the surface water and groundwater located within their boundaries, subject to international treaties and interstate agreements and judicial decrees.
EPA Water Transfers Rule Request that the Committee include the following language in its report on Interior Appropriations: "The Environmental Protection Agency excludes water transfers that do not involve the addition of a pollutant from the permitting requirements of the Clean Water Act's National	WGA Policy Resolution 2015-08, Water Resource Management in the West B-1: State Primacy in Water Management: As the preeminent authority on water management within their boundaries, states have the right to develop, use, control and distribute the surface water and groundwater located within their

DRAFT

AMERICAN OVERSIGHT

Proposed Legislative Action	Governors' Policy
Pollutant Discharge Elimination System (NPDES). States already have the authority to address water quality issues associated with transfers. Transporting water through constructed conveyances to supply beneficial uses should not trigger NPDES permit requirements simply because the source and receiving water contain different chemical concentrations and physical constituents. The Committee supports EPA's current water transfers rule, which exempts water transfers between waters of the United States from NPDES permitting requirements."	boundaries, subject to international treaties and interstate agreements and judicial decrees. WGA Policy Resolution 2017-04, Water Quality in the West B-2-c: Western Governors believe that transporting water through constructed conveyances to supply beneficial uses should not trigger NPDES permit requirements simply because the source and receiving water contain different chemical concentrations and physical constituents. Western Governors generally support EPA's current water transfers rule, which exempts water transfers between waters of the United States from NPDES permitting requirements
Corps of Engineers Water Supply Contracts Request that the Committee include the following language in its report on Energy and Water Development Appropriations: "The administration of water supply contracts by the U.S. Army Corps of Engineers should not have any negative effect on states' primary authority in the management, allocation, planning, and protection of water resources within their boundaries. These contracts supply water for agricultural, industrial and municipal uses across the United States. States' primary authority over water extends to all naturally-occurring waters, including those impounded in Corps reservoirs. The rights of states to access and appropriate such waters must not be precluded by any federal regulations, including the Surplus Waters Rule proposed by the Corps in December 2016. States often enjoy effective working relationships with local Corps staff in creating flexibility in response to current and future drought. Regional and national Corps staff must support local decisions. Congress should address any obstacles that hinder flexible water control operations."	WGA Policy Resolution 2015-08, Water Resource Management in the West B-1: State Primacy in Water Management: As the preeminent authority on water management within their boundaries, states have the right to develop, use, control and distribute the surface water and groundwater located within their boundaries, subject to international treaties and interstate agreements and judicial decrees.
Wild Horses and Burros Request that the Committee include the following language in its report on Interior Appropriations: "The Committee continues to believe that the horse and burro management program in its current state is unsustainable and the Committee cannot afford to allow this situation to	WGA Policy Resolution 2018-01, Wild Horse and Burro Management B-1: Current wild horse and burro population levels, the continued exponential growth of these populations, and the federal agencies' inability to meet direction for attaining AMLs presents an urgent concern for management policy and practice.

DRAFT

AMERICAN OVERSIGHT

Proposed Legislative Action	Governors' Policy
persist. The Committee believes that a process to establish, monitor and adjust Appropriate Management Levels (AMLs) for wild horses and burros that is transparent to stakeholders, supported by scientific information (including state data), and amenable to adaptation with new information and environmental and social change is integral to addressing both the long-term viability of wild horse and burro populations, and near-term concerns about the rangeland impacts of overpopulation. Accordingly, the Committee directs the Department to adjust its AML approach to be transparent, based on sound science and adaptable. "The Committee supports continued research to develop and refine a variety of fertility-control methods, including immunocontraceptives, which allow for self-sustaining populations of wild horses and burros while maintaining the genetic viability of the protected herds. The Committee recognizes that the Department has invested in such research but has been slow to employ on-the-ground use of methods supported by this effort. The Committee directs the Department to expedite its implementation of scientifically sound and humanely implemented fertility control methods for wild horses and burros."	B-2. [Governors] support thoughtful, appropriate and science-based management decisions for wild horse and burro management. In particular, we support management decisions that ensure populations are managed within AMLs in order to promote horse and burro herd health, species conservation and recovery, and habitat as well as forage vitality for wild and domestic species.
Quagga and Zebra Mussels Direct DOI to implement mandatory inspection and decontamination of all high-risk watercraft leaving waterbodies under their jurisdiction infested with quagga and zebra mussels, and provide DOI agencies with both the resources and statutory authority required to implement these actions.	WGA Policy Resolution 2016-05, Combating Invasive Species Letter: Western Governors Request Clarification on DOI Collaboration with States on Invasive Mussel Prevention Letter: Western Governors Request Collaboration with DOI on Invasive Mussels
USFS / Insect and Disease Designation Funding Request appropriate funding for USFS I&D projects in the Interior Appropriations bill.	WGA Policy Resolution 2017-10, National Forest and Rangeland Management A-16: The 2014 Farm Bill provided the Forest Service with several new tools to accelerate forest restoration. A Governor could nominate landscapes substantially affected or threatened by insects and disease to the Secretary of Agriculture for designation as Priority Areas for expedited NEPA and administrative process and judicial review. B-7: The 2014 Farm Bill authorities are significant expansions of Forest Service authority and are powerful new tools to boost forest management, promote collaboration, and limit

DRAFT

AMERICAN OVERSIGHT

Proposed Legislative Action	Governors' Policy
	the impacts of administrative objections and litigation. Western Governors encourage federal agencies to fully implement the tools provided in the 2014 Farm Bill.
SNOTEL Funding Request adequate funding for SNOTEL in the Interior Appropriations bill.	WGA Policy Resolution 2015-08, Water Resource Management in the West 4-A: Western States Need Reliable Water Resource Information: Basic information on the status, trends and projections of water resource availability is essential to sound water management. Basic Water Data: Western Governors support the U.S. Geological Survey's Cooperative Water Program and National Streamflow Information Program (NSIP), the Natural Resources Conservation Service's Snow Survey and Water Supply Forecasting Program, the National Oceanic and Atmospheric Administration's (NOAA) weather and hydrology-related data collection, monitoring, and drought information programs, and the National Aeronautics and Space Administration's National Land Imaging (Landsat) Program with its thermal infrared sensor. Western Governors support federal efforts to coordinate water data gathering and information programs across multiple agencies. Letter: Importance of Snow Survey and Water Supply Forecasting Program
PILT and SRS Funding Request full funding of PILT and SRS in the Interior Appropriations bill.	WGA Policy Resolution 2017-03, Tax-Exempt Federal Lands and Secure Rural Schools B-1: Western Governors believe that the federal government must honor its historic PILT agreement with states and counties in the West to compensate them for tax-exempt federal lands within their borders.
USDA Specialty Crops Funding	WGA Policy Resolution 2017-09, Western Agriculture

DRAFT

AMERICAN OVERSIGHT

Proposed Legislative Action	Governors' Policy
Request adequate funding for the USDA Specialty Crop Block Grant Program (SCBGP) that provides critical research, education, and promotion tools to the fruit and vegetable producers in the Agriculture Appropriations bill.	
USDA Market Access and Foreign Market Development Funding Support funding for USDA Market Access and Foreign Market Development Programs to promote opportunities for western producers to increase export revenues and encourage trade agreements.	WGA Policy Resolution 2017-09, Western Agriculture
Federal Funding for Disaster Recovery Request adequate funding for federal disaster recovery and assistance programs.	WGA Policy Resolution 2018-03, Federal Disaster Recovery Assistance for Communities in the West B-2: Federal agencies conducting disaster recovery and assistance, as well as the programs which they administer, should receive adequate and consistent funding and flexibility to direct funds where they are most needed.
USDA NRCS Emergency Watershed Program Request adequate funding for USDA NRCS Emergency Watershed Protection Program.	WGA Policy Resolution 2018-03, Federal Disaster Recovery Assistance for Communities in the West B-3: Additionally, the historically-underfunded USDA NRCS Emergency Watershed Protection Program should be revisited and strengthened.
House / Senate Agriculture	
Cross-Boundary Projects Identify barriers to cross-boundary projects involving federal, state and private lands. Develop training on state and federal contracting procedures for cross-boundary projects and use Service First authorities. Establish multi-agency pilot projects, which can suggest models for subsequent formal agreements. Target funding from USFS, BLM, NRCS and state sources to address cross-boundary management goals in priority areas consistent with state plans.	National Forest and Rangeland Management Initiative June 2017 Special Report

DRAFT

AMERICAN OVERSIGHT

Proposed Legislative Action	Governors' Policy
Codify and direct funding for the Joint Chiefs Landscape Restoration Program to facilitate continued partnership and investment between USFS and NRCS to support restoration projects where federal and private land ownership and management goals intersect.	
Grazing Improve flexibility and integration of grazing management and targeted grazing as tools to achieve restoration and land management goals.	WGA Policy Resolution 2018-02, Public Lands Grazing National Forest and Rangeland Management Initiative June 2017 Special Report
Funding Fully fund conservation title programs that provide technical and financial assistance for forest and rangeland management in partnership with private landowners. Take steps to provide greater flexibility in the deployment of conservation title programs to achieve restoration objectives.	National Forest and Rangeland Management Initiative June 2017 Special Report
Snow Survey and Weather Forecasting Work closely with states and other resource managers to improve predictive and adaptive capabilities for extreme weather variability and related impacts. Coordinate water data gathering and information programs across multiple agencies. Provide adequate funding for the NRCS Snow Survey and Water Supply Forecasting Program, as it provides states with vital data in their management of water resources.	WGA Policy Resolution 2015-08, Water Resource Management in the West Letter: Importance of Snow Survey and Water Supply Forecasting Program
Restoration Use authorities in the 2014 Farm Bill (Good Neighbor Authority and Stewardship Contracting Authority) to increase the pace and scale of forest management and restoration on BLM lands. Increase flexibility in the GNA program on road construction and reconstruction and create flexibility in allocations of program income to support GNA projects across larger geographies.	WGA Policy Resolution 2017-10, National Forest and Rangeland Management National Forest and Rangeland Management Initiative June 2017 Special Report Appropriations Requests Testimony 2016, 2017 and 2018 Letter: Governors' Support for Accelerated Implementation of Forest Management Projects

DRAFT

AMERICAN OVERSIGHT

Proposed Legislative Action	Governors' Policy
Authorize the use of stewardship and GNA funds for recreation improvements and restoration planning and implementation. Expand the use of GNA agreements and other 2014 Farm Bill tools to achieve all-lands restoration objectives across federal, state, local government and privately-owned lands. Prioritize restoration activities across all ownerships to create resilient landscapes. Where programmatic agreements are already in place, use GNA agreements to address priority restoration needs. Explore the use of strike teams, interagency ESA consultation support, and other modular capacity to accelerate restoration in priority areas, including the expanded use of existing statutory authorities. Leverage the use of state, tribal, and local expertise and science in federal environmental review, consultation, and permitting. Collaborate with environmental regulators to reduce legislative and regulatory barriers to restoration activities.	
Wildfire Identify fuels management priorities in consultation with states to focus resources on greatest wildfire threats. Improve interagency communication, fire response capability, and coordination, including the sharing of firefighting resources between federal and state agencies. Ensure these activities support fire prevention, full suppression strategies and management of wildfire for resource benefits. Continue to seek opportunities, including revisions to forest plans, to enhance safety and reduce costs in suppression decisions while protecting communities. Facilitate the expanded use of prescribed fire.	WGA Policy Resolution 2017-10, National Forest and Rangeland Management WGA Policy Resolution 2017-09, Western Agriculture WGA Policy Resolution 2015-08, Water Resource Management in the West National Forest and Rangeland Management Initiative June 2017 Special Report Letter: State Collaboration in Addressing Rangeland Fire Risk Letter: Wildfire Funding Reform

DRAFT

AMERICAN OVERSIGHT

Proposed Legislative Action	Governors' Policy
Incentivize local governments to take voluntary actions to support the creation and expansion of fire-adapted communities and resilience. Provide additional analyses to help communities evaluate the full costs of suppression in the wildland urban interface.	
Environmental Review Congress should direct federal agencies to build consistency in environmental analysis and bring agency practice in conducting EAs more in line with the administrative policy intent of streamlined, summary documents. Agency guidance should clarify significance thresholds and Extraordinary Circumstances language for NEPA based on best practices and provide, where possible, consistent approaches to interpreting these NEPA requirements when agencies and the courts have had conflicting interpretations. Implement NEPA streamlining efforts that promote best practices or procedural innovations, including the use of landscape-scale, programmatic, adaptive and iterative analyses. Support independent research and analysis from NGO, academic, and other partners to inform NEPA and ESA process improvements, including time and cost estimates for different project types. Develop metrics for successful outcomes, including cost and time performance indicators. Consider standardized approaches to environmental analysis to increase efficiency and reduce time to decision. Ensure agency NEPA implementation policy includes comprehensive training and accountability for field practitioners. Use information technology to improve the efficiency and transparency of NEPA and reduce redundant data, analysis and business practices. Build consistency in environmental analysis and bring agency practice in conducting EAs more in line with the administrative policy intent of streamlined, summary documents.	National Forest and Rangeland Management Initiative June 2017 Special Report

DRAFT

AMERICAN OVERSIGHT

Proposed Legislative Action	Governors' Policy
Provide improved analytical tools no-action alternatives.	
Alternatives, Significance Thresholds, Extraordinary Circumstances, and Categorical Exclusions (CE) Provide improved analytical tools no-action alternatives. Allow agencies to analyze only the action and no-action alternatives when a project is collaboratively developed, unless a third alternative is proposed and meets the purpose and need of the project. Clarify significance thresholds and Extraordinary Circumstances language for NEPA based on best practices and provide, where possible, consistent approaches to interpreting these NEPA requirements when agencies and the courts have had conflicting interpretations. Develop a new NEPA restoration CE that is based on decisions documented in a Decision Notice and Finding of No Significant Impact over the past five years where no significant impacts to the environment occurred. Project activities could include commercial and noncommercial timber harvest, hazardous fuels removal projects, prescribed burning, post-fire restoration and herbicide use. The CE should use the best available science, rely on collaboration, and have environmental safeguards for consistency with appropriate management plans and existing law and policy. In designing the CE, Congress should rely on agency analysis of past decisions.	WGA Policy Resolution 2017-09, Western Agriculture National Forest and Rangeland Management Initiative June 2017 Special Report
Invasive Species Ensure a more focused and streamlined federal approach to invasive species. Promote greater coordination, collaboration, and communication with states and Pacific islands. Provide greater transparency of invasive species data and management decisions. Strengthen the national network of native and non-native seed reserve and storage facilities for rehabilitation and restoration.	WGA Policy Resolution 2016-05, Combating Invasive Species Letter: Western Governors Request Clarification on DOI Collaboration with States on Invasive Mussel Prevention Letter: Western Governors Request Collaboration with DOI on Invasive Mussels Letter: Recommendations for State Experts for Invasive Species Advisory Council Letter: Governors' Concern Regarding Invasive Species Management Testimony: Oversight Hearing on Invasive Species

DRAFT

AMERICAN OVERSIGHT

Proposed Legislative Action	Governors' Policy
	Letter: Governors' Comments on the 2015-2020 National Seed Strategy for Rehabilitation and Restoration Letter: Secretarial Order 3336: Rangeland Fire Prevention, Management, and Restoration
Strengthen Farm Bill Authorities Expand the use of GNA agreements and other 2014 Farm Bill tools to achieve all-lands restoration objectives across federal, state, local government and privately-owned lands. Where programmatic agreements are already in place, use GNA agreements to address priority restoration needs. Increase flexibility in the GNA program on road construction and reconstruction and create flexibility in allocations of program income to support GNA projects across larger geographies. Expand use of authorities included in the 2014 Farm Bill to increase the pace and scale of forest management and restoration on western National Forests and adjacent non-federal lands. Authorize the use of stewardship and GNA funds for recreation improvements and restoration planning and implementation. Permanently authorize the insect and disease designation provisions of Section 602 of the 2014 Farm Bill and eliminate project constraints from Section 603 for condition class or fire regimes outside of the wildland-urban interface. Consider extending the length of stewardship or timber contracts up to 20 years, or allowing for periodic review and extension of contacts to provide economic certainty to restoration industry partners and address related cancellation ceiling constraints. Allow for a portion (up to five percent) of retained receipts from stewardship contracting to be used for subsequent project planning and analysis. Fully fund conservation title programs such as Environmental Quality Incentives Program (EQIP), Conservation Technical Assistance (CTA), Conservation Stewardship Program (CSP), Conservation Reserve Program (CRP), Agricultural Conservation Easement Program (ACEP),	WGA Policy Resolution 2017-10, National Forest and Rangeland Management WGA Policy Resolution 2017-09, Western Agriculture National Forest and Rangeland Management Initiative June 2017 Special Report Letter: Governors' Response to GNA Guidance Letter Letter: Governors' Support for Accelerated Implementation of Forest Management Projects

DRAFT

AMERICAN OVERSIGHT

Proposed Legislative Action	Governors' Policy
and the Regional Conservation Partnership Program (RCPP), that provide technical and financial assistance for forest and rangeland management in partnership with private landowners. Take steps to provide greater flexibility in the deployment of these programs to achieve restoration objectives.	
House / Senate Budget	
Fire Borrowing End the use of non-fire funds for firefighting and enact budgetary reforms. Provide a comprehensive fix for the two challenges posed by the present wildland fire budget approach: 1) the cost of fire suppression (10-year average) as a share of the agencies' budgets continues to increase, as budgets remain relatively flat; and 2) the need to transfer funds from non-fire to fire accounts mid-season when budgeted funds are insufficient.	WGA Policy Resolution 2017-10, National Forest and Rangeland Management WGA Policy Resolution 2017-09, Western Agriculture B-8: Western Governors are on record as strong supporters of ending the practice of fire borrowing, and Congress should pass legislation to fund federal wildfires off-budget as many states already do, and ensure the Forest Service budget for forest restoration, recreation, road maintenance, hazardous fuels reduction, and wildlife/watershed protection is fully restored. National Forest and Rangeland Management Initiative June 2017 Special Report Letter: Wildfire Funding Reform
House Energy and Commerce / Senate Energy and Natural Resources	
Spent Nuclear Fuel and High-level Radioactive Waste Work cooperatively with states in implementing a policy to ensure the safe transportation, storage, and disposal of spent fuel and high-level waste.	WGA Policy Resolution 2017-05, Storage and Disposal of Radioactive Waste and Spent Nuclear Fuel WGA Policy Resolution 2016-03, Transportation of Radioactive Waste, Radioactive Materials and Spent Nuclear Fuel
Interim Storage of Radioactive Waste Require the consent of an affected state's Governor before allowing construction of a centralized interim storage facility.	WGA Policy Resolution 2017-05, Storage and Disposal of Radioactive Waste and Spent Nuclear Fuel WGA Policy Resolution 2016-03, Transportation of Radioactive Waste, Radioactive Materials and Spent Nuclear Fuel
Hydropower Licensing Do not replace or impede existing state hydropower licensing authorities.	WGA Policy Resolution 2018-04, Energy in the West WGA Policy Resolution 2017-01, Building a Stronger State-Federal Relationship C-4-a: [Where states are delegated authority by federal agencies pursuant to legislation:] Federal agencies should treat states as co-regulators, taking into account state views,

DRAFT

AMERICAN OVERSIGHT

Proposed Legislative Action	Governors' Policy
	expertise and science in the development of any federal action impacting state authority. WGA Policy Resolution 2017-04, Water Quality in the West B-2-a: Section 401 of the CWA requires applicants for a federal license to secure state certification that potential discharges from their activities will not violate state water quality standards. Section 401 of the CWA is operating as it should and states' mandatory conditioning authority should be retained without amendment. Letter (2017): Hydropower Facility Licensing Authorities Letter (2016): Hydropower Facility Licensing Authorities Letter: Supporting Small Hydropower Legislation Comments: Feasibility of Two-Year Licensing Process for Small Hydropower Projects
Transmission Siting Advance efficient environmental review, siting, and permitting processes that facilitate energy development and the improvement and construction of necessary electric grid (transmission and distribution) and pipeline infrastructure, while ensuring environmental and natural resource protection. Increase state-federal coordination to complete the siting and permitting of electricity transmission across federal lands within three years of submission of a completed application. Require meaningful state consultation as part of the regional reviews of the west-wide energy corridors designated pursuant to Section 368 of the Energy Policy Act of 2005. Engage in meaningful, substantive consultation with Governors' designees outside of the stakeholder process and throughout the corridor reviews. Eliminate inconsistencies in the environmental review and permitting process for linear facilities that make outcomes unpredictable, and can result in litigation and delays. Encourage consistency in siting and permitting processes within and among agencies (and across regions), as well as coordination with states to help reduce inconsistencies.	WGA Policy Resolution 2018-04, Energy in the West Letter: Western Governors Recommend Improvements to BLM, USFS on Western Corridor Review Process Letter II: Offer to Work with Federal Agencies on Western Energy Section 368 Corridors Comments: First Iteration of DOE's Quadrennial Energy Review Comments I: DOE Integrated, Interagency Pre-Application Process Proposal Comments II DOE Integrated, Interagency Pre-application Process proposal Letter: Support for Presidential Memo Transforming our Nation's Electric Grid through Improved Siting, Permitting and Review Letter I: Request for Substantive partnership in Section 368 Energy Corridor Designation Process Letter II: Offer to Work with Federal Agencies on Western Energy Section 368 Corridors

DRAFT

AMERICAN OVERSIGHT

Proposed Legislative Action	Governors' Policy
Do not delay state consultation until future land use management planning or NEPA reviews. Integrate the review of the corridor designations and regulatory review of land use planning and NEPA processes.	
Transmission Siting Improve state-federal coordination to complete the siting and permitting of electricity transmission across federal lands within three years of submission of a completed application. Require meaningful state consultation as part of the regional reviews of the west-wide energy corridors designated pursuant to Section 368 of the Energy Policy Act of 2005. Eliminate inconsistencies in the environmental review and permitting process for linear facilities that make outcomes unpredictable and can result in litigation and delays. Encourage consistency in siting and permitting processes within and among agencies (and across regions), as well as coordination with states to help reduce inconsistencies.	WGA Policy Resolution 2018-04, Energy in the West Comments: First Iteration of DOE's Quadrennial Energy Review Comments I: DOE Integrated, Interagency Pre-Application Process Proposal Comments II DOE Integrated, Interagency Pre-application Process proposal Letter: Support for Presidential Memo Transforming our Nation's Electric Grid through Improved Siting, Permitting and Review Letter I: Request for Substantive partnership in Section 368 Energy Corridor Designation Process Letter II: Offer to Work with Federal Agencies on Western Energy Section 368 Corridors
House Energy and Commerce / Senate Environment and Public Works	
State Authority Clarify key enabling statutes such as Clean Air Act, Clean Water Act, RCRA, and CERCLA to better define delegated authority of states. Require the use of state science as a predicate for rulemaking decisions.	WGA Policy Resolution 2017-01, Building a Stronger State-Federal Relationship WGA Policy Resolution 2017-04, Water Quality in the West WGA Policy Resolution 2015-08, Water Resource Management in the West
CERCLA 108(b) Financial Assurance Consult with Western Governors and state regulators prior to determining whether to pursue any CERCLA section 108(b) financial assurance regulations.	WGA Policy Resolution 2017-06, Financial Assurance Regulation Comments II: CERCLA 108(b) Financial Assurance Rule for Hardrock Mining Industry Letter: Concerns over Potential EPA CERLCA 108(b) Financial Assurance Requirements

DRAFT

AMERICAN OVERSIGHT

Proposed Legislative Action	Governors' Policy
Determine that EPA should never have identified classes of facilities within the hardrock mining industry for CERCLA 108(b) financial assurance regulation.	Comments I: CERCLA 108(b) Financial Assurance Rule for Hardrock Mining Industry
Good Samaritans and Abandoned Mines Protect volunteer remediating parties, including local and state government agencies, which conduct clean up, from becoming legally responsible under section 301(a) and section 402 of the CWA for any continuing discharges from the abandoned mine site after completion of a cleanup project. Consider legislative and administrative remedies to address potential CERCLA and RCRA liabilities. Support efforts to encourage public-private partnerships that would facilitate cleanups by Good Samaritans.	WGA Policy Resolution 2016-07, Cleaning Up Abandoned Mines in the West B-1: To add greater certainty, Western Governors call on Congress to amend the Clean Water Act to legally protect volunteering remediating parties, including local and state government agencies, which conduct authorized remediation from becoming legally responsible under section 301(a) and section 402 of the CWA for any continuing discharges from the abandoned mine site after completion of a cleanup project, provided that the remediating party -- or "Good Samaritan" -- does not otherwise have liability for that abandoned or inactive mine site. B-2: Legislative and administrative remedies to address potential CERCLA and RCRA liabilities should also be considered, as should liabilities associated with remining that deter the mining industry, likely the best suited industry in terms of equipment, technology and expertise, from improving conditions at abandoned mine sites. B-3: As the costs to clean up abandoned hardrock mines are significant, the Western Governors support efforts by Congress and the Administration to encourage public-private partnerships that would facilitate cleanups by Good Samaritans.
Clean Air Act Ensure that new rules are drafted and issued, where appropriate, in coordination with existing regulations, considering common elements and requirements. Provide states and local entities with adequate support and technical assistance to help them comply with regulations promulgated under the CAA.	WGA Policy Resolution 2017-01, Building a Stronger State-Federal Relationship Letter: WGA Provides Western Perspective on Impacts of Wildfires on Air Quality Appropriations Requests Testimony, FY 2017 and 2018 Letter: Regarding CAA Final Exceptional Events Language Letter: Concern Over Pending Revision to Exceptional Events Rule, Given Reduced Ground-Level Ozone NAAQS

DRAFT

AMERICAN OVERSIGHT

Proposed Legislative Action	Governors' Policy
Collaborate with states to identify priority areas and focus on programs that provide the greatest benefits to air quality. Adhere closely to the timelines in the CAA. Recognize and account for unique circumstances of individual states. Avoid one-size-fits-all rulemakings (exceptional events and ozone NAAQS examples). Complete and publish timely guidance for implementation of the 2015 revised NAAQs for ground-level ozone. Avoid duplication of state programs. Permit states to create programs tailored to individual state needs, industries, and economies. Engage states as co-regulators (e.g. with respect to methane emissions). Provide those states with delegated authority timely implementation guidance when new and revised regulations are published.	Comments: Proposed Reduction to Ground-Level Ozone NAAQS
Hydraulic Fracturing Regulation Recognize that the states, territories, and flag islands have regulated the practice of hydraulic fracturing for decades and redundant federal regulation is not required where sufficient state regulations exist.	WGA Policy Resolution 2018-04, Energy in the West Comments: Governors Agree with BLM, States are Best Equipped to Regulate Hydraulic Fracturing Letter: Input on BLM Proposed rule, Oil and Gas: Hydraulic Fracturing and Federal and Indian lands
House / Senate Homeland Security	
Federal Emergency Management Agency State Cooperation Work directly with individual states and territories to jointly identify their individual and common disaster risks and needs, and the best methods to determine the necessity and provision of federal disaster assistance.	WGA Policy Resolution 2018-03, Federal Disaster Recovery Assistance for Communities in the West Comments: Factors Considered When Evaluating a Governor's Request for Individual Assistance for a Major Disaster

DRAFT

AMERICAN OVERSIGHT

Proposed Legislative Action	Governors' Policy
Preclearance Work to complete the negotiation process with foreign countries and add new preclearance-approved international airports as soon as possible. Work with western states to help identify optimal international foreign visitor preclearance airports for future consideration.	WGA Policy Resolution 2016-02, Foreign Visitor Preclearance
Reevaluate Processes Used to Evaluate Need for Access to Disaster Aid Programs Require federal agencies to reexamine the standards used to provide Individual Assistance to homeowners and access to federal natural disaster aid.	WGA Policy Resolution 2018-03, Federal Disaster Recovery Assistance for Communities in the West B-3: Federal processes used to evaluate the need for access to disaster aid programs should be reconsidered. In particular, federal agencies should reexamine the standards used to determine the provision of Individual Assistance to homeowners and the access to federal aid needed for recovery from natural disasters that affect western states. Comments: Factors Considered When Evaluating a Governor's Request for Individual Assistance for a Major Disaster
Fire Management Assistance Grant Congress should continue the Fire Management Assistance Grant pilot program.	WGA Policy Resolution 2018-03, Federal Disaster Recovery Assistance for Communities in the West B-5: Mitigation funds tied to Fire Management Assistance Grant (FMAG) declarations assist fire-ravaged communities. The FMAG pilot program should be continued.
House Natural Resources / Senate Energy and Natural Resources	
Consultation: Directives and Rules Consult with states in a meaningful way prior to proposing directives or rules affecting states' management and allocation of water resources.	WGA Policy Resolution 2017-01, Building a Stronger State-Federal Relationship WGA Policy Resolution 2015-08, Water Resource Management in the West Appropriations Requests Testimony 2016, 2017 and 2018 Testimony: State Authority over Water Management Comments: USFS Groundwater Directive Comments: Ski Area Water Rights on Forest Service Lands

DRAFT

AMERICAN OVERSIGHT

Proposed Legislative Action	Governors' Policy
	Comments: Proposed USFS Directive for National Best Management Practices for Water Quality Letter: Concern on USFS Proposed Groundwater Management Directive
Collaboration Expand opportunities for state and local collaborative involvement in decision-making processes. Enable state leadership to reinforce and reward collaboration on USFS and DOI planning and projects. Leverage the use of state, tribal, and local expertise and science in federal environmental review, consultation, and permitting. Reward successful implementation of collaborative projects through increased funding, retained-receipt authority, or other capacity to pursue subsequent projects. Pass legislation, such as the 21st Century Conservation Service Corps Act, to make it easier for young people and veterans to complete quality, cost-effective maintenance and improvement projects on public and tribal lands and waters across the country. These programs could address the backlogged maintenance needs of land and water management agencies; enhance outdoor recreation opportunities; improve the accessibility of public lands; and respond to wildfires and other natural disasters.	WGA Policy Resolution 2017-10, National Forest and Rangeland Management National Forest and Rangeland Management Initiative June 2017 Special Report Appropriations Requests Testimony 2016, 2017, and 2018 Letter: Governors' Response to GNA Guidance Letter Letter: Governors' Support for Accelerated Implementation of Forest Management Projects
Multiple Use Establish a balance between multiple uses of public lands as required by federal statutes. Account for local needs and state priorities when evaluating the viability of various uses.	WGA Policy Resolution 2017-10, National Forest and Rangeland Management National Forest and Rangeland Management Initiative June 2017 Special Report Letter: Western Governors Commend House and Senate Leaders on Training Support Act
Fuels Management and Reduction Identify fuels management priorities in consultation with states to focus resources on greatest wildfire threats.	WGA Policy Resolution 2017-10, National Forest and Rangeland Management Letter: State Collaboration in Addressing Rangeland Fire Risk USFS Inspector General's Report "Forest Service Wildland Fire Activities – Hazardous Fuels Reduction." (July, 2016)

DRAFT

AMERICAN OVERSIGHT

Proposed Legislative Action	Governors' Policy
Consult with states in development of a consistent, cross-agency process for identifying and selecting highest priority hazardous fuels projects. Involve states in development and implementation of risk assessment tools for identifying and prioritizing hazardous fuels reductions projects on western NFS lands. Implement tracking measurements to quantify and report acres treated for hazardous fuels reduction as an accomplishment only after an entire project has been completed and the desired condition is achieved. Allow for investment of a portion of hazardous fuels funding on state and private lands commensurate with program funding increases for NFS lands.	
Wildfire Address the associated impacts of wildfire funding on federal natural resource management capacity, planning and project implementation. Ensure budget actions continue to support state wildfire and forestry capacity, including the USFS State and Private Forestry programs. Improve interagency communication, fire response capability, and coordination, including the sharing of firefighting resources between federal and state agencies. Ensure these activities support fire prevention, full suppression strategies and management of wildfire for resource benefits. Continue to seek opportunities, including revisions to forest plans, to enhance safety and reduce costs in suppression decisions while protecting communities. Incentivize local governments to take voluntary actions to support the creation and expansion of fire-adapted communities and resilience. Provide additional analyses to help communities evaluate the full costs of suppression in the wildland urban interface.	WGA Policy Resolution 2017-10, National Forest and Rangeland Management WGA Policy Resolution 2017-09, Western Agriculture National Forest and Rangeland Management Initiative June 2017 Special Report Letter: Wildfire Funding Reform
Wood Products	WGA Policy Resolution 2017-09, Western Agriculture

DRAFT

AMERICAN OVERSIGHT

Proposed Legislative Action	Governors' Policy
Expand opportunities for existing programs and financing to support wood product business development and infrastructure. Encourage collaboration between USFS research and development, state and private forestry, and NFS capacities that support existing and emerging wood products technologies. Encourage appropriate research, development and deployment focused on commercially-ready technologies with high potential to contribute to current and emerging restoration objectives. Better align these capacities with the contributions of states and industry partners and actively pursue public-private partnerships, with the goal of providing sustainable economic development opportunities for rural communities. Pass legislation to promote forest and rangeland product markets and technologies, and expand funding for the Community Wood Energy Program. Use program funds to create and incentivize state, federal and tribal partnerships in support of these objectives.	National Forest and Rangeland Management Initiative June 2017 Special Report
Seed Reserves Utilize state expertise to develop a national network for the production and storage of native and non-native seed reserves adequate to meet the West's rehabilitation and restoration needs. Maintain these storage facilities on a 10-year planning horizon.	Letter: Governors' Comments on the 2015-2020 National Seed Strategy for Rehabilitation and Restoration Letter: Secretarial Order 3336: Rangeland Fire Prevention, Management, and Restoration Testimony: Oversight Hearing on Invasive Species
Invasive Species Ensure a more focused and streamlined federal approach to invasive species. Promote greater coordination, collaboration, and communication with states and Pacific islands Provide greater transparency of invasive species data and management decisions.	WGA Policy Resolution 2016-05, Combating Invasive Species Letter: Western Governors Request Clarification on DOI Collaboration with States on Invasive Mussel Prevention Letter: Western Governors Request Collaboration with DOI on Invasive Mussels Letter: Recommendations for State Experts for Invasive Species Advisory Council

DRAFT

AMERICAN OVERSIGHT

Proposed Legislative Action	Governors' Policy
Strengthen the national network of native and non-native seed reserve and storage facilities for rehabilitation and restoration.	Letter: Governors' Concern Regarding Invasive Species Management Testimony: Oversight Hearing on Invasive Species Letter: Governors' Comments on the 2015-2020 National Seed Strategy for Rehabilitation and Restoration Letter: Secretarial Order 3336: Rangeland Fire Prevention, Management, and Restoration
Cross-Boundary Projects Identify business practice barriers to cross-boundary projects involving federal, state and private lands. Develop training on state and federal contracting procedures for cross-boundary projects and use Service First authorities. Establish multi-agency pilot projects, which can suggest models for subsequent formal agreements. Target funding from USFS, BLM, NRCS and state sources to address cross-boundary management goals in priority areas consistent with state plans. Increase training of state, tribal, and other partners in USFS analysis, administration, and practices to facilitate cross-boundary projects.	National Forest and Rangeland Management Initiative June 2017 Special Report
Restoration Improve flexibility and integration of grazing management and targeted grazing as tools to achieve restoration and land management goals. Prioritize restoration activities across all ownerships to create resilient landscapes. Explore the use of strike teams, interagency ESA consultation support and other modular capacity to accelerate restoration in priority areas, including the expanded use of existing statutory authorities. Collaborate with environmental regulators to reduce legislative and regulatory barriers to restoration activities.	WGA Policy Resolution 2017-10, National Forest and Rangeland Management WGA Policy Resolution 2018-02, Public Lands Grazing National Forest and Rangeland Management Initiative June 2017 Special Report Letter: Governors' Response to GNA Guidance Letter Letter: Governors' Support for Accelerated Implementation of Forest Management Projects

DRAFT

AMERICAN OVERSIGHT

Proposed Legislative Action	Governors' Policy
Expand use of authorities included in the 2014 Farm Bill to increase the pace and scale of forest management and restoration on western National Forests and adjacent non-federal lands. Authorize the use of stewardship and GNA funds for recreation improvements and restoration planning and implementation. Codify and fund the USFS State and Private Landscape Scale Restoration Competitive Grant program to prioritize work consistent with state forestry goals and action plans. Codify and direct funding for the Joint Chiefs Landscape Restoration Program. Modify employee relocation practices to optimize leadership development and longevity.	
State and Local Liaisons Invest in key state and federal liaison positions with decision-making authority to provide better engagement and understanding between state and federal forest, wildlife, and rangeland agencies. Facilitate the participation of local governments by dedicating staff to develop and provide technical assistance and enhance communications across local, tribal, state and federal partners.	National Forest and Rangeland Management Initiative June 2017 Special Report
Environmental Review Implement NEPA streamlining efforts that promote best practices or procedural innovations, including the use of landscape-scale, programmatic, adaptive and iterative analyses. Support independent research and analysis from NGO, academic, and other partners to inform NEPA and ESA process improvements. Develop metrics for successful outcomes, including cost and time performance indicators. Consider standardized approaches to environmental analysis to increase efficiency and reduce time to decision.	National Forest and Rangeland Management Initiative June 2017 Special Report

DRAFT

AMERICAN OVERSIGHT

Proposed Legislative Action	Governors' Policy
Ensure agency NEPA implementation policy includes comprehensive training and accountability for field practitioners. Use information technology to improve the efficiency and transparency of NEPA and reduce redundant data, analysis and business practices. Build consistency in environmental analysis and bring agency practice in conducting EAs more in line with the administrative policy intent of streamlined, summary documents.	
Alternatives, Significance Thresholds, Extraordinary Circumstances, and Categorical Exclusions (CEs) Provide improved analytical tools no-action alternatives. Allow agencies to analyze only the action and no-action alternatives when a project is collaboratively developed, unless a third alternative is proposed and meets the purpose and need of the project. Clarify significance thresholds and Extraordinary Circumstances language for NEPA based on best practices and provide, where possible, consistent approaches to interpreting these NEPA requirements when agencies and the courts have had conflicting interpretations. Develop a new NEPA restoration CE that is based on decisions documented in a Decision Notice and Finding of No Significant Impact over the past five years where no significant impacts have occurred.	National Forest and Rangeland Management Initiative June 2017 Special Report
Streamlined Environmental Analysis Pilot Program Create a new pilot program to prioritize landscape-scale, streamlined environmental analysis for restoration projects envisioned over geographies greater than 100,000 acres (using either environmental assessments or environmental impact statements, depending on context and size of the project) in landscapes with demonstrated ecological and economic need and effective existing collaboration among diverse stakeholders. The analysis should be sufficient to allow for project-scale implementation and adaptive management, and should include the following elements:	WGA Policy Resolution 2017-09, Western Agriculture National Forest and Rangeland Management Initiative June 2017 Special Report

DRAFT

Proposed Legislative Action	Governors' Policy
• Site descriptions or land allocations that identify locations within the landscape in which specific restoration or maintenance treatments can be used appropriately; • Standards and guidelines consistent with the appropriate forest plan and project-level design criteria for projects; • Identification of the cumulative impacts of the project; and • Provisions allowing for the implementation of project-level actions barring the introduction of new information or unforeseen circumstances. Congress should consider creating a limited and short-term categorical exclusion (CE) under NEPA available to expedite work in these pilot landscapes while environmental analyses are being developed, available for use at the agency's discretion provided the analyses achieve defined progress milestones.	
Land Use Planning, USFS Forest Plans and BLM Resource Management Plans (RMPs) Enhance state-federal consultation regarding BLM's planning processes. Federal-state consultation should be substantive, take place on an early and ongoing basis, and involve both Governors and state regulators. RMPs should be developed and amended with meaningful and substantial input from governors and state regulators before they are released for public comment. Apply Governors' Consistency Reviews to ensure consistency of RMPs with state plans, policies, programs, and processes. Maintain the existing appeals process and timelines for Consistency Reviews and provide sufficient time for their completion. Ensure that the standard for consistency in the RMP process matches the requirement of FLPMA 1712(c)(9). Retain existing minimum public comment time frames and existing requirements for publication of a *Federal Register* notice at the start of every planning effort, as well as extend these publication requirements to Notices of Intent to prepare EAs as part of RMP amendments.	WGA Policy Resolution 2017-01, Building a Stronger State-Federal Relationship National Forest and Rangeland Management Initiative June 2017 Special Report Letter: Lack of Consultation on DOI Proposed Regional Office Boundaries Letter: Governors Encourage Collaboration on BLM Planning and Environmental Review Letter: Governors Request Engagement with BLM on Land Use Planning and NEPA Processes Letter: Governors Concerned by Final BLM Planning 2.0 Rule Testimony: BLM Proposed Rule, Resource Management Planning Comments: BLM Proposed Rule, Resource Management Planning Letter: Request for Extension of Comment Period for BLM Proposed Rule, Resource Management Planning Letter: Request for Clarification on Aspects of BLM's Resource Management Planning (Planning 2.0) Initiative

DRAFT

AMERICAN OVERSIGHT

Proposed Legislative Action	Governors' Policy
Resolve outstanding issues with potential requirements to reinitiate endangered species consultations following the adoption, amendment or revision of an appropriate management plan.	
Local Offices and Workforce Give BLM state office directors independent authority to respond to issues that are unique to individual states. Modify employee relocation practices to optimize leadership development and longevity.	WGA Policy Resolution 2017-01, Building a Stronger State-Federal Relationship Letter: Lack of Consultation on DOI Proposed Regional Office Boundaries Letter: Governors Request Engagement with BLM on Land Use Planning and NEPA Processes
Mitigation Policy Develop mitigation requirements and processes that may affect state and private land in cooperation with the Governors in whose states DOI lands are situated. Clearly define and predictably implement mitigation requirements and processes so they can be incorporated in project planning. Revise BLM Mitigation Policy to better define key terms.	WGA Policy Resolution 2017-01, Building a Stronger State-Federal Relationship Letter: Governors Request DOI Establish Preference for State-based Mitigation Programs Letter II: Reiterating Request for Clarification on Secretarial Order 3330 Letter I: Request for Clarification on Secretarial Order 3330
Royalties and Leasing Provide states a forum to advise DOI on federal mineral leasing royalty policy (such as through reestablishment of the Royalty Policy Committee). Support legislation, regulatory changes, and agency practices that provide transparency and certainty, ensure fair value for the American public, and more efficiently administer the sales and leases of the resources on these federal lands.	WGA Policy Resolution 2017-12, States' Share of Royalties and Leasing Revenues from Federal Lands and Minerals and States' Role in Associated Federal Policy
Grazing Promote grazing allotment flexibility on federal lands, within FWS and BLM permitting systems and across ownership boundaries, to respond to changing range conditions and environmental considerations.	WGA Policy Resolution 2018-02, Public Lands Grazing National Forest and Rangeland Management Initiative June 2017 Special Report

DRAFT

AMERICAN OVERSIGHT

Proposed Legislative Action	Governors' Policy
Improve flexibility and integration of grazing management and targeted grazing as tools to achieve restoration and land management goals.	
Vegetation Management Apply clear, coordinated and consistent federal vegetation management practices to maintain the health of western forests, prevent dangerous and damaging fires, and maintain grid reliability. Enable utilities to take necessary vegetation management actions on or adjacent to federal transmission rights-of-way without fear of strict liability imposition.	WGA Policy Resolution 2017-10, National Forest and Rangeland WGA Policy Resolution 2016-06, Wildland Fire Management and Resilient Landscapes WGA Policy Resolution 2018-04, Energy in the West Letter: Support for Expedited Review of Reintroduced Electricity Reliability and Forest Protection Act Testimony: WGA Advocates for Responsible Vegetation Management for Electricity Assets on Federal Lands
State Authority / Energy Development Direct DOI, EPA and other federal agencies must work collaboratively with states when considering regulations that would affect development of oil, natural gas, coal, solar, wind, geothermal or other energy resources on federal land or Indian land. When a state is meeting the minimum requirements of a delegated program, the role of federal agencies should be limited to the provision of funding, technical assistance and research support. States should be free to develop implementation and enforcement approaches that make sense within their jurisdictions, without intervention by the federal government.	WGA Policy Resolution 2017-01, Building a Stronger State-Federal Relationship C-3-a: Each Executive department and agency should be required to have a clear and accountable process to provide each state – through its Governor as the top elected official of the state and other representatives of state and local governments as he or she may designate – with *early*, *meaningful* and *substantive* input in the development of regulatory policies that have federalism implications. This includes the development, prioritization and implementation of federal environmental statutes, policies, rules, programs, reviews, budgets and strategic planning.
State Authority / Vegetation Management Direct USFS and other federal land management agencies to work collaboratively with states to achieve effective and efficient cross-jurisdictional coordination that enables utilities to undertake necessary vegetation management actions on federal transmission rights-of-way – and to do so without fear of strict liability imposition for necessary vegetation management actions taken adjacent to transmission rights-of-way.	WGA Policy Resolution 2017-10, National Forest and Rangeland Management B-9: Western Governors believe clear, coordinated and consistent application of federal vegetation management practices is integral to maintaining the health of western forests, preventing dangerous and damaging fires, and maintaining grid reliability.
Enhanced Oil Recovery	WGA Policy Resolution 2015-06, Enhanced Oil Recovery

DRAFT

AMERICAN OVERSIGHT

Proposed Legislative Action	Governors' Policy
Direct federal agencies to promote development and deployment of CO2 capture and commoditization. States should be able to create programs tailored to individual state needs, industries and economies and recognize CO2 sequestration that results from EOR in meeting federal regulatory objectives. EPA should abide by principles already established by the Agency in its regulations promulgated to ensure the long-term storage of CO2 in different geologic formations.	B-3: In order to expand deployment of CO2 capture at power plants and other industrial sources, the President and Congress should enact federal incentives to increase CO2 supply available for the oil industry to purchase and use in EOR. Federal incentives have the potential to leverage private and state investment, harness the ingenuity of entrepreneurs and capitalize on billions of dollars' worth of DOE-sponsored research and development to enable new commercial carbon capture and pipeline projects
Financial Assurance Regulation EPA should be directed to work collaboratively and substantively with states to determine the necessity of financial assurance regulations for the hardrock mining; coal and petroleum products manufacturing; chemical manufacturing and electricity generation, transmission and distribution industries.	WGA Policy Resolution 2017-06, Financial Assurance Regulation B-3: Prior to determining whether to pursue CERCLA section 108(b) financial assurance regulations for any of the chemical manufacturing; petroleum and coal products manufacturing; or electric power generation, transmission and distribution industries, EPA should consult with Western Governors and state regulators regarding existing state regulations. EPA should take into account state data and expertise in development and analysis of underlying science that serves as the legal basis for federal regulatory action. B-4: In the event EPA opts to pursue financial assurance regulation of the chemical manufacturing industry; petroleum and coal products manufacturing industry; or electric power generation, transmission and distribution industry, it should enter substantive pre-publication consultation with Western Governors and state regulators to prevent duplication or preemption of existing state law. This should include substantive consultation with states during development of rules or decisions and a review by states of any proposal before a formal rulemaking is launched.
House Natural Resources / Senate Environment and Public Works	
Petitions Require petitioners to provide a copy of petitions to affected states so states may provide any existing state data regarding the petitioned species.	WGA Policy Resolution 2017-11, Species Conservation and the Endangered Species Act Comments: Streamlining Regulatory Processes and Reducing Regulatory Burdens

DRAFT

AMERICAN OVERSIGHT

Proposed Legislative Action	Governors' Policy
	Comments II: Endangered & Threatened Wildlife and Plants; Revisions to the Regulations for Petitions Comments I: Endangered & Threatened Wildlife and Plants; Revisions to the Regulations for Petitions
Concurrent Jurisdiction Clarify or emphasize existing authority under the ESA for states to exercise concurrent jurisdiction with the Services to implement the ESA, including management of threatened species and issuance of Section 10 take permits, if states have the desire and capacity to do so.	WGA Policy Resolution 2017-11, Species Conservation and the Endangered Species Act WGA Species Conservation and the Endangered Species Act Initiative Year Two Recommendations Comments: Streamlining Regulatory Processes and Reducing Regulatory Burdens
Recovery Provide states the opportunity to lead and develop recovery teams and, if states decline to develop and lead recovery teams, still seek sufficient participation from states to assemble recovery teams. Allow states to identify those individuals and entities that can best contribute to the recovery planning process, because states have wildlife management expertise and relationships with their regulated communities.	WGA Policy Resolution 2017-11, Species Conservation and the Endangered Species Act WGA Species Conservation and the Endangered Species Act Initiative Year Two Recommendations Comments: Streamlining Regulatory Processes and Reducing Regulatory Burdens
Critical Habitat Designations Limit critical habitat designations for broadly distributed species to only the area deemed necessary by the best available science. Critical habitat designations should be based on analysis that includes data and scientific information from states included in proposed critical habitat. Engage states as full partners in critical habitat designations, especially when federal agencies intend to rely on the precautionary principle, coupled with the use of long-term modeling and forecasting.	WGA Policy Resolution 2017-11, Species Conservation and the Endangered Species Act Comments: Streamlining Regulatory Processes and Reducing Regulatory Burdens Comments: Implementing Changes to the Regulations for Designating Critical Habitat
Mitigation Policy	WGA Policy Resolution 2017-01, Building a Stronger State-Federal Relationship

DRAFT

AMERICAN OVERSIGHT

Proposed Legislative Action	Governors' Policy
Consult with Governors and state regulators to clarify landscape-scale compensatory mitigation and define "net conservation gain." Develop mitigation requirements and processes in cooperation with Governors in whose states DOI lands are situated. Clearly define and predictably implement mitigation requirements and processes so they can be incorporated in project planning. Coordinate with Governors on mitigation requirements having the potential to impact state and private land.	WGA Policy Resolution 2017-11, Species Conservation and the Endangered Species Act Comments: Endangered Species Act Compensatory Mitigation Policy Letter I: Request for Clarification on Secretarial Order 3330 Letter II: Reiterating Request for Clarification on Secretarial Order 3330
Voluntary Conservation Incentivize voluntary conservation actions to preclude the need to list species under the ESA. Support the provision of economic incentives for landowners to participate in voluntary conservation efforts. Consult with Governors to promote proper implementation of FWS policy on Voluntary Prelisting Conservation Actions.	WGA Policy Resolution 2017-11, Species Conservation and the Endangered Species Act Comments: Streamlining Regulatory Processes and Reducing Regulatory Burdens Comments: Policy Regarding Voluntary Prelisting Conservation Actions
Species Status Assessments (SSAs) Develop SSAs to help inform a listing determination. Use SSAs to inform development of recovery blueprint if listing is deemed warranted. Give state wildlife agencies a leadership role on SSA teams commensurate with level of data and expertise they provide to the process. Provide an adequate internal appeals process to challenge the conclusions of an SSA.	WGA Policy Resolution 2017-11, Species Conservation and the Endangered Species Act WGA Species Conservation and the Endangered Species Act Initiative Year Two Recommendations Comments: Streamlining Regulatory Processes and Reducing Regulatory Burdens
State Data and Expertise	WGA Policy Resolution 2017-11, Species Conservation and the Endangered Species Act

DRAFT

AMERICAN OVERSIGHT

Proposed Legislative Action	Governors' Policy
FWS should utilize data and expertise provided by states in conducting status reviews and 12-month findings on petitions for ESA listings. Leverage the use of state, tribal, and local expertise and science in federal environmental review, consultation, and permitting.	WGA Policy Resolution 2017-08, State Wildlife Science, Data and Analysis Comments: Streamlining Regulatory Processes and Reducing Regulatory Burdens Appropriations Requests Testimony, FY 2015, 2016, 2017 and 2018 Comments: Use of State Data & Expertise in ESA Listing Methodology Testimony: State Wildlife Data National Forest and Rangeland Management Initiative June 2017 Special Report
State Authority / ESA FOIA Exemption Authorize FOIA exemptions for state wildlife data.	WGA Policy Resolution 2017-08, State Wildlife Science, Data and Analysis B-5: Governors support efforts to provide statutory exceptions to FOIA disclosure for state wildlife data and analysis in instances where publication of state data provided to federal agencies would be violation of existing state statutes.
House Science, Space, and Technology / Senate Commerce, Science, and Transportation	
Science Advisory Boards Require federal agencies to include states in science review processes that serve as predicates for regulation, including participation on EPA Science Advisory Board committees. State participation should constitute no less than 10 percent of the membership of Science Advisory Board committees, subcommittees, and subject matter panels.	WGA Policy Resolution 2017-01, Building a Stronger State-Federal Relationship C-3-b-i: States merit greater representation on all relevant committees and panels (such as the Science Advisory Boards and related issue panels) advising federal agencies on scientific, technological, social and economic issues that inform federal regulatory processes. Appropriations Requests Testimony, FY 2015
Drought Forecasting Work with states and resource managers to improve predictive and adaptive capabilities for extreme weather variability and related impacts, with a priority on improving sub-seasonal and seasonal precipitation forecasting capabilities to support water management decision-making.	WGA Policy Resolution 2015-08, Water Resource Management in the West Letter Supporting Adequate Funding of NIDIS Program Letter: Support for Federal Drought Relief legislation Letter Supporting Comprehensive Western Drought Legislation

DRAFT

AMERICAN OVERSIGHT

Proposed Legislative Action	Governors' Policy
House Transportation and Infrastructure / Senate Environment and Public Works	
Consultation Promote early, meaningful consultation with states in the promulgation or development of any rules, regulations, directives, or agency action that affects or influences states' management or allocation of water resources.	WGA Policy Resolution 2015-08: Water Resource Management in the West Comments: WGA Defines Areas for Army Corps of Engineers to Collaborate with States Comments: Governors Submit Analysis and Recommendations Regarding WOTUS Comments: Notice of Proposed Rulemaking by USACE Regarding "Surplus Water." Letter: Governors' Concern Regarding USACE Water Surplus Rule
Waters of the United States Recognize the authority of states to manage water within their boundaries in any attempts to define the jurisdictional scope of "Waters of the United States" in the Clean Water Act. Respect limits set by Congress and the U.S. Supreme Court in any attempts to define the jurisdictional scope of "Waters of the United States" in the Clean Water Act.	WGA Policy Resolution 2015-08: Water Resource Management in the West Appropriations Requests Testimony 2016, 2017 and 2018 Comments: WOTUS Rulemaking Federalism Analysis and Recommendations Comments: Final Waters of the United States (WOTUS) Rule Request for Extended Comment Period - Waters of the United States (WOTUS) Rule Letter: Concern Regarding Clean Water Act Jurisdiction Rulemaking
Management of Water Resources Expressly, unambiguously, and conspicuously recognize states' primary authority over water management and allocation decisions in all new federal laws, rules, regulations, and guidance documents. Respect limits set by Congress and the U.S. Supreme Court for any definition of "Waters of the United States" in the Clean Water Act and recognize the authority of states to manage water within their boundaries. Recognize states' exclusive authority over the allocation and administration of rights to develop groundwater resources and expressly preclude federal agencies from usurping such authority through rulemakings, regulations, guidance documents, or agency directives.	WGA Policy Resolution 2015-08, Water Resource Management in the West WGA Policy Resolution 2017-04, Water Quality in the West Appropriations Requests Testimony, FY 2015, 2016, 2017 and 2018 Comments: WOTUS Rulemaking Federalism Analysis and Recommendations Comments: Final Waters of the United States (WOTUS) Rule Request for Extended Comment Period - Waters of the United States (WOTUS) Rule Letter: Concern Regarding Clean Water Act Jurisdiction Rulemaking Comments: WGA Defines Areas for Army Corps of Engineers to Collaborate with States

DRAFT

AMERICAN OVERSIGHT

Proposed Legislative Action	Governors' Policy
	Comments: Notice of Proposed Rulemaking by USACE Regarding "Surplus Water"
Clean Water Act Engage the states as co-regulators and ensure that state water managers have a robust and meaningful voice in the development of any federal rule regarding Clean Water Act jurisdiction. Allow states to adopt flexible water quality standards and establish total maximum daily loads that are tailored to the specific characteristics of western water bodies, including variances for unique state and local conditions. Coordinate with states in establishing and, if necessary, modifying any water quality standards under Section 303 of the Clean Water Act to ensure any changes do not unduly interfere with sound existing practices.	WGA Policy Resolution 2015-08, Water Resource Management in the West WGA Policy Resolution 2017-04, Water Quality in the West Appropriations Requests Testimony, FY2015, 2016, 2017 and 2018 Comments: WOTUS Rulemaking Federalism Analysis and Recommendations Comments: Final Waters of the United States (WOTUS) Rule Request for Extended Comment Period - Waters of the United States (WOTUS) Rule Letter: Concern Regarding Clean Water Act Jurisdiction Rulemaking
Army Corps of Engineers Water Supply Rule Fulfill the expanded procedural rulemaking requirements of Executive Order 13132. Recognize state authority over water management and allocation within their borders – states must not be required to relinquish any of their rights to natural flows of rivers which have been impounded by USACE or any other federal agencies. Define "surplus water" to expressly exclude natural flows (and any quantification of such flows) which would have occurred without the development of federal water projects. Allow access to divert and appropriate natural flows in USACE reservoir projects and do not charge storage fees to appropriators where such users are making withdrawals of natural flows within USACE reservoirs.	Letter: Governors Offer Analysis, Recommendations to Army Corps on Regulation of "Surplus Waters" Appropriations Requests Testimony FY2018
Drought Seventeen Bureau of Reclamation states, Hawaii and Alaska are affected by water shortages because of extended drought conditions and infrastructure to assure adequate water supplies. This challenge has both regional and national aspects, including how best to meet the need for efficient infrastructure financing to maintain and enhance adequate water	WGA Policy Resolution 2015-08, Water Resource Management in the West B-2: Infrastructure investments are essential to our nation's continued economic prosperity and environmental protection, and they assist states in meeting federally-mandated standards.

DRAFT

AMERICAN OVERSIGHT

Proposed Legislative Action	Governors' Policy
supplies, avert further economic and environmental harm, and maintain food security. The following policy solutions should be considered: • Providing incentives for innovative water management policies among states (with federal, tribal and local partners) that preserve states' primacy in water management, recognize state law, and align with the financial, environmental and social values of water to Western citizens today and in the future; • Strengthening federal efforts to maintain adequate collection of drought and water data; • Coordinating information programs across multiple agencies, enhancing data networks (where appropriate) and facilitating better use of existing information; • Promoting greater investment in water infrastructure through tools such as loan guarantees, revolving funds, infrastructure banks, and water trust funds; and • Creating a budget neutral federal loan program that will make it possible for Western states, and other concerned public and private entities in western states, to secure financing on reasonable terms to complete important water resources management projects.	Congress should consider facilitating greater investment in water infrastructure, utilizing such tools as loan guarantees, revolving funds, infrastructure banks and water trust funds. Capital budgeting and asset management principles should be used to determine funding priorities based on long-term sustainability and not annual incremental spending choices. It should be accompanied by dedicated sources of funding with appropriate financing, cost-sharing, pricing and cost recovery policies. Federal and state policymakers should also consider other tools to promote investment in water infrastructure and reduce financing costs, including: public-private partnerships; bond insurance; risk pooling; and credit enhancements. Congress should remove the state volume caps for private activity bonds used for water and wastewater projects, provide guaranteed tax-exempt status for bonds issued by state or local agencies to finance water infrastructure, provide loan guarantees, and otherwise support and encourage alternatives to direct federal investment of limited general funds.
Harbor Maintenance Trust Fund Fully fund the Harbor Maintenance Trust Fund and reform the Harbor Maintenance Tax to ensure Western ports remain competitive.	WGA Policy Resolution 2015-05, Transportation Infrastructure in the Western United States

List of Acronyms:
ACIR – Advisory Commission on Intergovernmental Relations
BLM – Bureau of Land Management
CCR – Coal Combustion Residual
CE – Categorical Exclusion
CEQ – Council on Environmental Quality
CERCLA – Comprehensive Environmental Response, Compensation, and Liability Act
DOI – Department of the Interior

DRAFT

AMERICAN OVERSIGHT

EA – Environmental Assessment
EPA – Environmental Protection Agency
ESA – Endangered Species Act
FERC – Federal Energy Regulatory Commission
FLPMA – Federal Land Policy and Management Act
FRRRPA – Forest and Rangeland Renewable Resources Planning Act
FWS – Fish and Wildlife Service
GAO – Government Accountability Office
GNA – Good Neighbor Authority
MUSYA – Multiple-Use Sustained Yield Act
NAAQs – National Ambient Air Quality Standards
NEPA – National Environmental Policy Act
NFS – National Forest System
NFMA – National Forest Management Act
NRCS – Natural Resources Conservation Service
NWRSIA – National Wildlife Refuge System Improvement Act
OMB – Office of Management and Budget
OIRA – Office of Information and Regulatory Affairs
RCRA – Resource Conservation and Recovery Act
RMP – Resource Management Plan
SMCRA - Surface Mining Control and Reclamation Act
SSA – Species Status Assessment
USACE – U.S. Army Corps of Engineers
USFS – U.S. Forest Service

DRAFT

AMERICAN OVERSIGHT

February XX, 2018

Honorable John Barrasso
Chairman
Committee on Environment
and Public Works
U.S. Senate
410 Dirksen Senate Office Building
Washington, D.C. 20510

Honorable Thomas Carper
Ranking Member
Committee on Environment
and Public Works
U.S. Senate
456 Dirksen Senate Office Building
Washington, D.C. 20510

Dear Chairman Barrasso and Ranking Member Carper:

Western Governors wish to reiterate our long-standing support for the Environmental Protection Agency's (EPA's) Water Transfers Rule (Rule). The Rule exempts water transfers from the National Pollutant Discharge Elimination System (NPDES) permitting requirements of the Clean Water Act (CWA). "Water transfers" are defined as activities which convey or connect waters of the United States without subjecting the transferred water to intervening industrial, municipal, or commercial use. We request that this well-reasoned protection of states' ability to effectively manage their water resources be made permanent through federal legislation. As the primary authority in management and allocation of their water resources, states will benefit from the long-term certainty of the Rule's codification.

The Rule is essential for the social and economic health of the arid West, where growing populations rely on thousands of water transfers to satisfy vital domestic, agricultural, and industrial needs. Water transfers have been excluded from the permitting requirements of the NPDES program since the passage of the CWA in 1972. In 2008, EPA promulgated the Water Transfers Rule in order to clarify and formalize this pragmatic approach, which has been consistently applied by several presidential administrations. In 2017, the U.S. Court of Appeals for the Second Circuit upheld the Rule as a reasonable interpretation of the directives expressed by Congress in the CWA. Importantly, the court recognized that states have their own mechanisms by which water transfers are effectively regulated and monitored. The appellants, however, have recently filed for review with the U.S. Supreme Court, and the Rule faces legal uncertainty.

Western Governors have long supported the Water Transfers Rule, as expressed in the attached WGA Policy Resolution 2017-04, Water Quality in the West:

> Western Governors believe that transporting water through constructed conveyances to supply beneficial use should not trigger NPDES permit requirements simply because the source and receiving water contain different chemical concentrations and physical constituents. Western Governors generally support EPA's current water transfers rule, which exempts water transfers between waters of the United States from NPDES permitting requirements.

Requiring the issuance of NPDES permits for water transfers would be prohibitively expensive and technically impractical. Furthermore, it would increase the existing considerable risk to reliable western water supplies while providing nominal, if any, water quality benefits. Given the critical role that water transfers have in meeting our nation's – and particularly the West's – water needs, it is imperative that the Rule remain in place.

DRAFT

AMERICAN OVERSIGHT

Western Governors appreciate Congress's long-standing support of states' authority in the management of water resources and of the states' implementation of their federally-delegated authorities under the CWA. The Water Transfers Rule represents a sensible and effective approach to water resource delivery while ensuring that water quality is not significantly diminished. We ask that you protect the Rule from future challenge or misinterpretation through the enactment of federal legislation that excludes water transfers from permitting under the CWA's NPDES program.

Sincerely,

Dennis Daugaard
Governor of South Dakota
Chair, WGA

David Ige
Governor of Hawaii
Vice Chair, WGA

Attachment: WGA Policy Resolution 2017-04, *Water Quality in the West*

DRAFT

AMERICAN OVERSIGHT

Western Governors' Association – Potential Resolutions –-- Spring, 2018[1]

02-09-18

#	*Resolution Topic*	*SAC Review Status*	*Sponsors*	*Notes*
	Transportation Infrastructure in the Western United States (*Expiring Reso.*) (Working Group: SD, ID) *(Staff Lead: Lauren DeNinno)*	2/8/18: SD and ID expressed interest in working on the initial draft. Will begin work group calls. Current resolution will be circulated to work group prior to first work group call.		
	Enhanced Oil Recovery (*Expiring Reso.*) (Working Group: NA) *(Staff Lead: Britta Beckstead)*	2/8/18: SAC consensus that current resolution may be circulated to SAC for initial review on 02.09.18.		
	Water Resources Management in the West (*Expiring Reso.*)	2/8/18: SAC consensus that current resolution may be circulated in SAC for initial review on 2/9/18.		

[1] *Article VI(A)(3) of the Western Governors' Association bylaws requires initial drafts of resolutions to be circulated no less than 60 days prior to a vote of the Governors. For the summer 2016 resolution cycle, that deadline will be October 14, 2016.*

AMERICAN OVERSIGHT

	(Working Group:) *(Staff Lead: Ward Scott)*			
	Water Quality in the West (Working Group:) *(Staff Lead: Ward Scott)*	2/8/18: During SAC call, WGA staff reiterated to SAC that there has been previous conversations and agreement that timelines for Water Quality and Water Management Resolutions be re-synched. No objections were expressed by SAC members. Current resolution will be circulated to SAC for initial review on 2/9/18.		
	National Minerals Policy (*Expiring Reso.*) (Working Group: NA) *(Staff Lead: Bill Whitacre)*	2/8/18: SAC agreed that current resolution will be circulated to SAC for initial review on 2/9/18.		
	AMENDMENT (Energy Vision) Energy in the West (Working Group: ID, WA, OK, NV, WY, UT) *(Staff Lead: Britta Beckstead)*	2/8/18: SAC consensus was to resume work group calls 9 am Thursdays beginning Feb. 22. WGA staff will circulate strawman Energy Vision prior to first work group call.		
	AMENDMENT: Workforce Development in the Western United States	2/8/18: Will begin work group calls. Recommendation that all states that hosted a workshop participate in work group.		

AMERICAN OVERSIGHT

	(Working Group: SD, ??) *(Staff Lead: Lauren DeNinno)*			
	Air Quality (Working Group: CO, MT) *(Staff Lead: Britta Beckstead)*	2/8/18 SAC Call – Will begin work group calls. WGA staff will circulate strawman resolution based on Air Administrator letter prior to first work group call.		
	Trade (Working Group: SD, WA) *(Staff Lead: Lauren DeNinno)*	2/8/18: Will begin work group calls.		
	Transportation of Radioactive Waste, Radioactive Materials and Spent Nuclear Fuels and **Storage and Disposal of Radioactive Waste and Spent Nuclear Fuel** (Working Group: NV, CO, ID) *(Staff Lead: Troy Timmons)*	2/8/18: SAC call recommends moving forward consideration of the two resolutions, and considering combining the two into a single comprehensive resolution. 2/9/18: Version 1 (a combined strawman of resos 2016-03 and 2017-05) distributed to working group. Working group call schedule in development.		

AMERICAN OVERSIGHT

	Foreign Visitor Preclearance (Working Group: NA yet) *(Staff Lead: Kevin Moss)*	2/8/18 Current resolution being vetted by HI for possible updates.		
	Cleaning Up Abandoned Mines in the West (Working Group: CO, ID, NV(?) *(Staff Lead: Britta Beckstead)*	2/8/18 SAC Call - Will begin work group calls. Current resolution will be circulated to work group prior to first work group call.		
	CERCLA (Working Group:) *(Staff Lead: Britta Beckstead)*	2/8/18 This issue is pending, subject to further evaluation by SAC of WGA staff memo recirculated 2/9/18.		

AMERICAN OVERSIGHT

Western Governors' Association
Policy Resolution 2015 - 08

Water Resource Management in the West

A. BACKGROUND

1. Water is a crucial resource for communities, industries, habitats, farms, and Western states. Clean, reliable water supplies are essential to maintain and improve quality of life. The scarce nature of water in much of the West makes it particularly important to our states.

2. States are the primary authority for allocating, administering, protecting, and developing water resources, and they are primarily responsible for water supply planning within their boundaries. States have the ultimate say in the management of their water resources and are best suited to speak to the unique nature of Western water law and hydrology.

3. Many communities in the West anticipate challenges in meeting future water demands. Supplies are nearly fully allocated in many basins across the West, and increased demand from population growth, economic development, and extreme weather and fire events places added stress on those limited water resources. Sustainability of our natural resources, specifically water, is imperative to the foundations upon which the West was developed. Growth and development can only continue upon our recognition of continued state stewardship of our unique resources and corresponding responsibilities.

4. Strong state, regional and national economies require reliable deliveries of good-quality water, which in turn depend on adequate infrastructure for water and wastewater. Investments in water infrastructure also provide jobs and a foundation for long-term economic growth in communities throughout the West. Repairs to aging infrastructure are costly and often subject to postponement.

5. Western Governors recognize the essential role of partnership with federal agencies in Western water management and hope to continue the tradition of collaboration between the states and federal agencies.

6. Tribal governments and Western states also share common water resource management challenges. The Western Governors Association and Western States Water Council have had a long and productive partnership with tribes, working to resolve water rights claims.

AMERICAN OVERSIGHT
NV-DA-20-0615-A-006661

B. GOVERNORS' POLICY STATEMENT

1. **State Primacy in Water Management:** As the preeminent authority on water management within their boundaries, states have the right to develop, use, control and distribute the surface water and groundwater located within their boundaries, subject to international treaties and interstate agreements and judicial decrees.

   a. **Federal Recognition of State Authority:** The federal government has long recognized the right to use water as determined under the laws of the various states; Western Governors value their partnerships with federal agencies as they operate under this established legal framework.

      While the Western Governors acknowledge the important role of federal laws such as the Clean Water Act, the Endangered Species Act and the Safe Drinking Water Act, nothing in any act of Congress or Executive Branch regulatory action should be construed as affecting or intending to affect states' primacy over the allocation and administration of their water resources.

      Reauthorization of the Water Resources Reform & Development Act, proposed federal surplus water rulemakings, and/or storage reallocation studies should recognize and defer to the states' legal right to allocate, develop, use, control, and distribute their waters, including but not limited to state storage and use requirements.

   b. **Managing State Waters for Environmental Purposes:** States and federal agencies should coordinate efforts to avoid, to the extent possible, the listing of water-dependent species under the Endangered Species Act (ESA). When ESA listings cannot be avoided, parties should promote the use of existing state tools, such as state conservation plans and in-stream flow protections, to conserve and recover species.

2. **Infrastructure Needs:** Aging infrastructure for existing water and wastewater facilities and the need for additional water projects cannot be ignored. Infrastructure investments are essential to our nation's continued economic prosperity and environmental protection, and they assist states in meeting federally-mandated standards.

   a. **Federal Support for Infrastructure Investment:** Congress should provide adequate support for the Clean Water Act (CWA) and Safe Drinking Water Act (SDWA) State Revolving Funds. Further, Congress should fully utilize the receipts accruing to the Reclamation Fund for their intended purpose in the continuing conservation, development and wise use of western resources to meet Western water-related

AMERICAN OVERSIGHT
NV-DA-20-0615-A-006662

needs, including the construction of Congressionally-authorized Bureau of Reclamation rural water projects and facilities that are part of a Congressionally-authorized Indian water rights settlement.

Congress should reauthorize Water Resources Reform & Development Act (WRRDA) legislation on a regular schedule and appropriate funding so all projects and studies authorized in WRRDA can be completed in a timely manner.

Congress also should consider facilitating greater investment in water infrastructure, utilizing such tools as loan guarantees, revolving funds, infrastructure banks and water trust funds.

Capital budgeting and asset management principles should be used to determine funding priorities based on long-term sustainability and not annual incremental spending choices. It should be accompanied by dedicated sources of funding with appropriate financing, cost-sharing, pricing and cost recovery policies.

b. **Alternatives to Direct Federal Investment:** Federal and state policymakers should also consider other tools to promote investment in water infrastructure and reduce financing costs, including: public-private partnerships; bond insurance; risk pooling; and credit enhancements.

Congress should remove the state volume caps for private activity bonds used for water and wastewater projects, provide guaranteed tax-exempt status for bonds issued by state or local agencies to finance water infrastructure, provide loan guarantees, and otherwise support and encourage alternatives to direct federal investment of limited general funds.

c. **Hydropower:** Congress and the Administration should authorize and implement appropriate hydropower projects and programs through efficient permitting processes that enhance renewable electric generation capacity and promote economic development, while ensuring protection of important environmental resources and indigenous people's rights.

d. **Infrastructure Planning and Permitting:** Infrastructure planning and permitting guidelines, rules and regulations should be coordinated, streamlined and sufficiently flexible to: 1) allow for timely decision-making in the design, financing and construction of needed infrastructure; 2) account for regional differences; 3) balance economic and environmental considerations; and 4) minimize the cost of compliance.

3. **Western States Require Innovative and Integrated Water Management.** Western Governors believe effective solutions to water resource challenges require an integrated

AMERICAN OVERSIGHT
NV-DA-20-0615-A-006663

approach among states and with federal, tribal and local partners. Federal investments should assist states in implementing state water plans designed to provide water for municipal, rural, agricultural, industrial and habitat needs, and should provide financial and technical support for development of watershed and river basin water management plans when requested by states.

Integrated water management planning should also account for flood control, water quality protection, and regional water supply systems. Water resource planning must occur within a framework that preserves states' authority to manage water through policies which recognize state law and the financial, environmental and social values of the water resource to citizens of the western states today and in the future.

a. **Water Transfers:** Western Governors recognize the potential benefits of market-based water transfers, meaning voluntary sales or leases of water rights. The Governors support water transfers that avoid or mitigate damages to agricultural economies and communities while preventing injury to other water rights, water quality and the environment.

b. **Energy Development:** Western Governors recognize that energy development and electricity generation may create new water demands. Western Governors recommend increased coordination across the energy and water management communities, and support ongoing work to assess the interconnection of energy and water through the Regional Transmission Expansion Planning Project for the Western interconnection and similar efforts.

c. **Conservation and Efficiency:** Because of diminished water resources and declining and inconsistent snowpack, Western Governors encourage adoption of strategies to sustain water resources and extend existing water supplies further through water conservation, water reuse and recycling, desalination and reclamation of brackish waters, and reductions in *per capita* water use. The Governors encourage the use of and research into promising water-saving strategies.

d. **Local Watershed Planning:** Western Governors encourage federal agencies and Congress to provide resources such as technical support to states and local watershed groups. States may empower these watershed groups to address local water issues associated with water quality, growth and land management to complement state water needs.

e. **Intergovernmental Collaboration and Conflict Resolution:** Western Governors support the negotiated settlement of interstate water disputes, Indian and Hawaiian water rights claims, and other federal water needs and claims, the settlement of which are in the best interest of Western states.

AMERICAN OVERSIGHT
NV-DA-20-0615-A-006664

f. **State-Federal Coordination:** Western Governors recognize the important role of federal agencies in advancing sound water resource management in the Western states. Governors appreciate the efforts of federal agencies to coordinate water-related activities, particularly through the Western States Water Council, and support the continuation of these key state-federal partnerships.

4. **Western States Need Reliable Water Resource Information:** Basic information on the status, trends and projections of water resource availability is essential to sound water management.

   a. **Basic Water Data:** Western Governors support the U.S. Geological Survey's Cooperative Water Program and National Streamflow Information Program (NSIP), the Natural Resources Conservation Service's Snow Survey and Water Supply Forecasting Program, the National Oceanic and Atmospheric Administration's (NOAA) weather and hydrology-related data collection, monitoring, and drought information programs, and the National Aeronautics and Space Administration's National Land Imaging (Landsat) Program with its thermal infrared sensor. Western Governors support federal efforts to coordinate water data gathering and information programs across multiple agencies.

   b. **Extreme Weather Events Planning**: Western Governors recognize the significant potential impacts of extreme weather events and variability in water supplies. Western Governors urge Congress and the Administration to work closely with states and other resource managers to improve predictive and adaptive capabilities for extreme weather variability and related impacts. We specifically urge the federal government to place a priority on improving the sub-seasonal and seasonal precipitation forecasting capabilities that could support water management decision-making.

   c. **Water Data Exchange:** The Western Governors' Association and the Western States Water Council have worked together to create the Water Data Exchange, an online portal that will enable states to share their water data with each other, federal agencies, and the public via a common platform. The Governors encourage the use of state water data in planning for both the public and private sectors.

5. **Drought Preparedness and Response:** As exceptional levels of drought persist across the West, Governors are leading on drought preparedness and response through the Western Governors' Drought Forum. The Drought Forum provides a framework for leaders from states, businesses, non-profits, communities, research organizations and federal agencies to share best practices and identify policy options for drought management. The Governors have identified several areas in need of additional attention from Drought Forum partners, including:

AMERICAN OVERSIGHT
NV-DA-20-0615-A-006665

a. **Data and Analysis:** Basic data on snowpack, streamflow and soil moisture is essential to understanding drought. Though a great deal of information already exists, enhanced drought data collection and real-time analysis at a higher resolution is essential. Governors support state and federal efforts to maintain adequate collection of drought and water data, enhance data networks where appropriate, and facilitate better use of existing information.

   The Governors appreciate the collaborative efforts on drought provided through NOAA's National Weather Service River Forecast Centers and Weather Forecast Offices, and the Office of Atmospheric Research's labs and programs, such as the National Integrated Drought Information System (NIDIS).

b. **Produced, Reused and Brackish Water:** Technology exists to use produced, reused, recycled and brackish water—sources traditionally considered to be marginal or wastewater. Adoption of this technology has been limited by inadequate data, regulatory obstacles, financial barriers, public attitudes and logistical uncertainties. Governors support regulatory streamlining and policy options to encourage use of produced, brackish, and re-used water where appropriate.

c. **Forest Health and Soil Stewardship:** Better land management practices for forests and farmland may help improve availability and soil moisture retention. Wildfires can cause sediment runoff in water systems, leading to problems for reservoir management and water quality. Governors support policies and practices that encourage healthy and resilient forests and soils in order to make the most of existing water supplies.

d. **Water Use Efficiency and Conservation:** Public awareness of drought has directed increasing attention to water conservation strategies, both in-home and on-farm. Governors encourage municipal, industrial and agricultural water conservation strategies as drought management strategy.

e. **Infrastructure and Investment:** Water infrastructure to store and convey water is crucial to drought management, but maintenance and expansion of that infrastructure is often difficult to fund. Governors support efforts to make the most of existing infrastructure, while seeking creative solutions to add more infrastructure with limited resources.

f. **Working within Institutional Frameworks to Manage Drought**: Legal frameworks and regulatory regimes can sometimes limit the ability of state, local and federal agencies to respond quickly to drought conditions. Governors believe that

AMERICAN OVERSIGHT
NV-DA-20-0615-A-006666

innovative, flexible policy solutions, such as streamlined processing of temporary water transfers, should be considered when managing drought.

g. **Communication and Collaboration:** Communication among state officials, federal agency representatives, water providers, agricultural users and citizens is a crucial component of effective drought response. The Western Governors' Drought Forum will continue to provide a framework for sharing best practices through its online resource library, informational webinars, and strategy-sharing meetings for the duration of this resolution.

C. GOVERNORS' MANAGEMENT DIRECTIVE

1. The Governors direct the WGA staff, where appropriate, to work with Congressional committees of jurisdiction and the Executive Branch to achieve the objectives of this resolution including funding, subject to the appropriation process, based on a prioritization of needs.

2. Furthermore, the Governors direct WGA staff to develop, as appropriate and timely, detailed annual work plans to advance the policy positions and goals contained in this resolution. Those work plans shall be presented to, and approved by, Western Governors prior to implementation. WGA staff shall keep the Governors informed, on a regular basis, of their progress in implementing approved annual work plans.

Western Governors enact new policy resolutions and amend existing resolutions on a bi-annual basis. Please consult westgov.org/policies for the most current copy of a resolution and a list of all current WGA policy resolutions.

AMERICAN OVERSIGHT
NV-DA-20-0615-A-006667

Western Governors' Association
Policy Resolution 2015-09

National Minerals Policy

A. BACKGROUND

1. Federal lands account for as much as 86 percent of the land area in certain western states. These same states account for 75 percent of our nation's metals production. Few countries are as blessed with the abundance of minerals and metals as is the United States.

2. The Mining and Minerals Policy Act of 1970 formally recognized the importance of mining and domestic minerals production as a policy of the United States, including "the development of economically sound and stable domestic mining, minerals, metal and mineral reclamation industries," "the orderly and economic development of mineral resources … to help assure satisfaction of industrial, security and environmental needs," "mining, mineral and metallurgical research," "… including the use and recycling of scrap to promote the wise and efficient use of our natural and reclaimable resources; the study and development of methods for the disposal, control and reclamation of mineral waste products, and the reclamation of mined land, so as to lessen adverse impacts of mineral extraction."

3. Access to domestic minerals is increasingly important to decrease our reliance on foreign sources. Twenty-five years ago, the United States was dependent on foreign sources for 45 nonfuel mineral materials, 8 of which the U.S. imported 100 percent of the Nation's requirements, and for another 19 commodities the United States imported more than 50 percent of the Nation's needs. By 2014, U.S. import dependence for nonfuel mineral materials had risen significantly from 45 to 65 commodities, 19 of which the United States imported 100 percent of the Nation's requirements, and for another 24 commodities, imported more than 50 percent of the Nation's needs.

4. A major factor contributing to the U.S.' reliance on foreign sources of minerals is a duplicative and inefficient mine permitting system that discourages development of domestic resources. It takes seven to 10 years in the United States to navigate this cumbersome federal process to bring a mine into production, compared with approximately two years in countries such as Canada and Australia that have comparable environmental standards.

5. Ensuring timely access to domestic minerals will strengthen our economy and keep us competitive globally as demand for minerals continues to grow, especially for manufacturing and construction. Our antiquated and duplicative permitting process

AMERICAN OVERSIGHT
NV-DA-20-0615-A-006668

discourages investment and jeopardizes the growth of downstream industries, related jobs and technological innovation that all depend on a secure and reliable mineral supply chain. Permitting delays also impede America's ability to meet growing demand for many consumer products from smart phones and hybrid car batteries to renewable energy technologies like wind turbines and solar panels – all of which require minerals and metals critical for their manufacture.

6. The Mining Law has provided the framework for developing hardrock minerals on the public lands. It has been supplemented by a large body of federal, state, tribal and local environmental and reclamation laws and regulations (including regulations promulgated by the federal land management agencies) to assure protection of the environment, wildlife and cultural resources during mineral exploration and development and to ensure reclamation of lands after active mining ceases.

   The National Academy of Sciences' National Research Council, after a comprehensive review of these laws and regulations at the direction of the Congress, concluded that existing laws and regulations are "complicated but generally effective." It also identified "specific issues or 'gaps' in existing..." regulations intended to protect the environment."

7. The same National Research Council report contained recommendations for addressing the significant permitting delays facing mining projects on federal lands. As the Council found the lack of early, consistent cooperation and participation by all the involved federal, state, and local agencies results in excessive costs, delays and inefficiencies in the permitting of mines on federal lands.

8. Hardrock mining operations on both public and private lands in the Western States are subject to Federal environmental laws under both the U.S. Environmental Protection Agency (EPA) and the Army Corps of Engineers. In most states, the Clean Water Act, the Clean Air Act, the Toxic Substances Control Act, the Resource Conservation and Recovery Act, and the Safe Drinking Water Act are administered by state environmental agencies with oversight by the EPA. Hardrock mining operations are also subject to regulatory programs for the protection of plants and wildlife, including the Endangered Species Act, the Migratory Bird Treaty Act, and the Bald Eagle Protection Act.

9. Furthermore, the modern hardrock mining industry is extensively regulated by the federal government on U.S. Bureau of Land Management- and U.S. Forest Service-administered lands, including review of the mining plan of operations, comprehensive permit, design, operations, closure, reclamation requirements, corrective action and financial assurance requirements, to ensure that the mining operations will not result in unnecessary or undue degradation of public lands.

10. The Western States also extensively regulate hardrock mining operations on both private and public lands, and uniformly impose permit and stringent design and operating

AMERICAN OVERSIGHT
NV-DA-20-0615-A-006669

standards, as well as financial assurances to ensure that hardrock mining operations are conducted in a manner that is protective of human health and the environment, and that, at closure, the mined lands are returned to a safe, stable condition for productive post-mining use.

11. Under the federal Mining Law, no royalties are owed to the federal or state governments for hardrock minerals extracted from the public lands. However, such mining operations, which are most often located in rural areas lacking economic opportunities, can result in significant high-wage employment, royalties from private and state lands, increased state and local tax revenues and development of infrastructure necessary to support communities.

B. GOVERNORS' POLICY STATEMENT

1. Now is the time to build on the 1970 Mining and Minerals Policy Act with legislation and policies that will unlock our mineral potential to ensure access to the metals that are critical to U.S. economic and national security—providing vital base materials for electronics, telecommunications, satellites, aircraft, manufacturing and alternative energy technologies (particularly wind and solar).

2. Western Governors recognize that the minerals mining industry is an important component to both local and national economies. Reliable supplies of minerals and metals play a critical role in meeting our economic and national security needs.

3. WGA commends efforts by the United States Geological Survey and state geological surveys to identify potential, critical minerals deposits for alternative energy technologies and other consumer products vital to modern society.

4. The Congress, in consultation with the states, should develop a National Minerals Policy that truly enables mineral exploration and development in a manner that balances the nation's industrial and security needs with adequate protection of natural resources and the environment. Without reducing environmental or other protections afforded by current laws and regulations, any policy must address the length of the mine permitting process to ensure we can develop and provide the domestic resources that are critical to our national and economic security. Any policy should also take into account the potential long term effects (including potential environmental effects) of mining operations and should maintain policies and procedures in place to mitigate any long term effects.

5. A National Minerals Policy should address permitting delays, patenting, maintenance fees, an equitable government revenue mechanism, and the development of a clean-up fund and program for reclaiming abandoned hard rock mines. Relevant stakeholders, including the mining industry, should continue to work with Congress to determine the

AMERICAN OVERSIGHT
NV-DA-20-0615-A-006670

elements of a royalty system that is workable and fair.

6. New financial assurance requirements imposed upon the hardrock mining industry under CERCLA Section 108(b) would duplicate or supplant existing and proven state financial assurance regulations in this area. This is of particular concern to the western states, because CERCLA is a non-delegable federal program that provides no opportunity for implementation through state environmental agencies. The western states have developed deep experience in mine permitting, regulation, and closure. Federal preemption of state bonding programs will threaten these effective state programs.

7. The U.S. Department of the Interior and the U.S. Department of Agriculture should take an active role, working with western states, in the development of a National Minerals Policy that recognizes the importance of a domestic supply of minerals for our country.

C. GOVERNORS' MANAGEMENT DIRECTIVE

1. The Governors direct the WGA staff, where appropriate, to work with Congressional committees of jurisdiction and the Executive Branch to achieve the objectives of this resolution.

2. Furthermore, the Governors direct WGA staff to develop, as appropriate and timely, detailed annual work plans to advance the policy positions and goals contained in this resolution. Those work plans shall be presented to, and approved by, Western Governors prior to implementation. WGA staff shall keep the Governors informed, on a regular basis, of their progress in implementing approved annual work plans.

Western Governors enact new policy resolutions and amend existing resolutions on a bi-annual basis. Please consult westgov.org/policies for the most current copy of a resolution and a list of all current WGA policy resolutions.

AMERICAN OVERSIGHT
NV-DA-20-0615-A-006671

Western Governors' Association
Policy Resolution 2015-06

Enhanced Oil Recovery

A. BACKGROUND

1. Enhanced oil recovery (EOR), using carbon dioxide (CO_2), when performed appropriately and responsibly offers a safe and commercially proven method of domestic oil production. The U.S. oil and gas industry, which pioneered the CO_2 EOR process in West Texas in 1972, is the world leader. Over four decades, the EOR industry has captured, transported, and injected large volumes of CO_2 for oil recovery with no major accidents, serious injuries or fatalities reported.

2. The CO_2 EOR process works by injecting CO_2 obtained from natural and anthropogenic sources into existing oil fields – often referred to as "brownfields" – to free up additional crude trapped in rock formations. This CO_2 "flooding" can result in recovery of about twenty percent of the original oil in place.[1] CO_2 flooding utilizes existing assets to recover significant additional resources stimulating the economy and minimizing surface disturbance that new exploration and development projects necessarily entail. In addition, many areas favorable for CO_2 application exist where new or continued significant drilling activity is unlikely to occur at a meaningful scale for years, if ever.

3. As of 2013, EOR using CO_2 produced approximately 280,000 barrels of domestic oil per day, or four percent of U.S. crude oil production.[2]

4. America has an estimated 21.4 billion barrels of oil, requiring 8.9 billion metric tons of CO_2, that could be economically recovered with today's EOR technologies. With advances in technology, 63.3 billion barrels of oil, requiring 16.2 billion metric tons of CO2, could be economically recovered, which is roughly double current U.S. proven reserves[3].

5. EOR enhances our nation's energy and fiscal security by reducing dependence on foreign oil, often imported from unstable and hostile regimes. It allows reduction of our trade deficit by keeping dollars now spent on oil imports here at home and at work in the U.S. economy.

---

[1] National Energy Technology Laboratory – *Untapped Domestic Energy Supply and Long Term Carbon Storage Solution*
[2] Energy Information Administration – Annual Energy Outlook 2015
[3] U.S. Department of Energy, National Energy Technology Laboratory

AMERICAN OVERSIGHT
NV-DA-20-0615-A-006672

6. Coal and oil production and utilization and other industrial processes are a vital component of many western states' economies. EOR provides a long-term path for continued low-carbon production and use of our nation's coal and oil resources and presents an opportunity for state and local governments to stimulate economic activity and realize additional revenue at a time when most governments face significant fiscal challenges.

7. CO_2 is currently limited in availability from high-volume sources needed for EOR – natural sources will not close a supply gap projected to grow. Further, CO_2 capture and pipeline transport capacity to oil fields is not sufficient.

8. CO_2 capture equipment, installed on a broad range of industrial processes, has the potential to supply significant volumes of CO_2 to the EOR industry enabling the U.S. to achieve significant net carbon reductions through the sequestration of CO_2.[4]

9. The U.S. has the opportunity to provide global leadership in carbon capture research and technology development, hydrocarbon recovery and geologic storage research and technologies, manufacturing, engineering and other services.

B. GOVERNORS' POLICY STATEMENT

1. In recognition of the environmental and economic benefits of EOR, Western Governors support policies and incentives that advance investment in EOR projects, infrastructure, technology and research.

2. Western Governors support efforts to increase the awareness of the many benefits CO_2 EOR.

3. In order to expand deployment of CO_2 capture at power plants and other industrial sources, the President and Congress should enact federal incentives to increase CO_2 supply available for the oil industry to purchase and use in EOR. Federal incentives have the potential to leverage private and state investment, harness the ingenuity of entrepreneurs and capitalize on billions of dollars' worth of DOE-sponsored research and development to enable new commercial carbon capture and pipeline projects.

---

[4] As of 2014, approximately 13.6 million metric tons of CO2 was captured that would otherwise be released into the atmosphere has been sequestered as a result of EOR (U.S. Department of Energy – Quadrennial Energy Review). Over the life of a project, for every 2.5 barrels of oil produced, it is estimated that a typical commercial EOR project can safely prevent one metric ton of CO_2 from entering the atmosphere (Kuuskraa, Godec, Dipietro – Energy Procedia). Further, the volume that could be captured and sequestered from industrial facilities and power plants to support economically recoverable EOR reserves could be 8.9 to 16.2 billion metric tons of CO_2. This is equal to the total U.S. CO_2 production from fossil fuel electricity generation for approximately 4 to 8 years (EPA 2015 Green House Gas Inventory).

AMERICAN OVERSIGHT

4. Federal policies aimed to limit CO_2 emissions should promote, and not impede, development and deployment of CO_2 capture and commoditization. Federal regulations should allow states to create programs tailored to individual state needs, industries and economies and recognize CO_2 sequestration that results from EOR in meeting federal regulatory objectives. As such, EPA should abide by principles already established by the Agency in its regulations promulgated to ensure the long-term storage of CO_2 in different geologic formations.

C. GOVERNORS' MANAGEMENT DIRECTIVE

1. The Governors direct the WGA staff, where appropriate, to work with EPA and other federal agencies, Congressional committees of jurisdiction, and the Executive Branch to achieve the objectives of this resolution including funding, subject to the appropriation process, based on a prioritization of needs.

2. Additionally the Governors direct the WGA staff to develop, as appropriate and timely, detailed annual work plans to advance the policy positions and goals contained in this resolution. Those work plans shall be presented to, and approved by, Western Governors prior to implementation. WGA staff shall keep the Governors informed, on a regular basis, of their progress in implementing approved annual work plans.

Western Governors enact new policy resolutions and amend existing resolutions on a bi-annual basis. Please consult westgov.org/policies for the most current copy of a resolution and a list of all current WGA policy resolutions.

AMERICAN OVERSIGHT

Western Governors' Association
Policy Resolution 2017-04

Water Quality in the West

A. BACKGROUND

1. Clean water is essential to strong economies and quality of life. In most of the West, water is a scarce resource that must be managed with sensitivity to social, environmental, and economic values and needs. Because of their unique understanding of these needs, states are in the best position to manage the water within their borders.

2. States have federally-recognized authority to manage and allocate water within their boundaries. The Clean Water Act (CWA) Section 101(g) expressly says that "the authority of each state to allocate quantities of water within its jurisdiction shall not be superseded, abrogated, or otherwise impaired by this Act."

3. States and the Environmental Protection Agency (EPA) work together as co-regulators under the CWA and the Safe Drinking Water Act (SDWA). The U.S. Congress has provided for, by statute, the authority for states to obtain approval to implement certain federal program responsibilities. When a state has been approved to implement a program and the state is meeting minimum program requirements, the role of federal agencies like EPA should be funding, technical assistance and research support. States should be free to develop, implement and enforce those requirements using an approach that makes sense in their specific jurisdiction, subject to the minimum requirements of the federal acts.

4. The CWA was last reauthorized in 1987; attempts to reauthorize the Act since then have failed. Current federal regulations, guidance and programs pertaining to the CWA do not always recognize the specific conditions and needs of most of the West, where water is scarce and even wastewater becomes a valuable resource to both humans and the environment. The West includes a variety of waters; small ephemeral washes, large perennial rivers, effluent-dependent streams, and wild, scenic rivers. In addition to natural rivers, streams and lakes, there are numerous man-made reservoirs, waterways and water conveyance structures. States need more flexibility to determine how to best manage these varying resources.

AMERICAN OVERSIGHT
NV-DA-20-0615-A-006675

B. GOVERNORS' POLICY STATEMENT

Clean Water Act (CWA)

1. **State Authority and Implementation of CWA:** States have jurisdiction over water resource allocation decisions and are responsible for how to balance state water resource needs within CWA objectives. New regulations, rulemaking, and guidance should recognize this state authority.

    a) **CWA Jurisdiction:** Western Governors urge EPA and the Corps to engage the states as co-regulators and ensure that state water managers have a robust and meaningful voice in the development of any rule regarding CWA jurisdiction, particularly in the early stages of development before irreversible momentum precludes effective state participation.

    b) **Total Maximum Daily Loads (TMDLs)/Adaptive Management:** States should have the flexibility to adopt water quality standards and set total maximum daily loads (TMDLs) that are tailored to the specific characteristics of Western water bodies, including variances for unique state and local conditions.

    c) **Anti-degradation:** CWA Section 303 gives states the primary responsibility to establish water quality standards (WQS) subject to EPA oversight. Given the states' primary role in establishing WQS, EPA should directly involve the states in the rulemaking process for any proposed changes to its existing regulations. Before imposing new anti-degradation policies or implementation requirements, EPA should document the need for new requirements and strive to ensure that new requirements do not interfere with sound existing practices.

    d) **Groundwater:** States have exclusive authority over the allocation and administration of rights to use groundwater located within their borders and are primarily responsible for allocating, protecting, managing, and otherwise controlling the resource. The regulatory reach of the CWA was not intended to, and should not, be applied to the management and protection of groundwater resources. The federal government should not develop a groundwater quality strategy; instead, it must recognize and respect state primacy, reflect a true state-federal partnership, and comply with current federal statutory authorities.

2. **Permitting:** Actions taken by EPA in its CWA permitting processes should not impinge upon state authority over water management or the states' responsibility to implement CWA provisions.

    a) **State Water Quality Certification:** Section 401 of the CWA requires applicants for a federal license to secure state certification that potential discharges from their activities will not violate state water quality standards. Section 401 of the CWA is

AMERICAN OVERSIGHT
NV-DA-20-0615-A-006676

operating as it should and states' mandatory conditioning authority should be retained without amendment.

b) **General Permits:** Reauthorization of the CWA must reconcile the continuing administrative need for general permits with their site-specific permitting requirements under the CWA. EPA should promulgate rules and guidance that better support the use of general permits where it is more effective to permit groups of dischargers rather than individual dischargers.

c) **Water Transfers:** Water transfers that do not involve the addition of a pollutant have not been subject to the permitting requirements of the CWA's National Pollutant Discharge Elimination System (NPDES). States already have authority to address the water quality issues associated with transfers. Western Governors believe that transporting water through constructed conveyances to supply beneficial uses should not trigger NPDES permit requirements simply because the source and receiving water contain different chemical concentrations and physical constituents. Western Governors generally support EPA's current water transfers rule, which exempts water transfers between waters of the United States from NPDES permitting requirements.

d) **Pesticides:** Western Governors generally support the primary role of the Federal Insecticide, Fungicide, and Rodenticide Act (FIFRA) in regulating agriculture and public health related pesticide applications to waters of the U.S. and will seek state-based solutions that complement rather than duplicate FIFRA in protecting water supplies.

3. **Nonpoint Source Pollution:** Nonpoint source pollution requires state watershed-oriented water quality management plans, and federal agencies should collaborate with states to carry out the objectives of these plans. The CWA should not supersede other ongoing federal, state and local nonpoint source programs. Federal water policies must recognize that state programs enhanced by federal efforts could provide a firm foundation for a national nonpoint source policy that maintains the non-regulatory and voluntary nature of the program. In general, the use of point source solutions to control nonpoint source pollution is also ill-advised.

a) **Forest Roads**: Stormwater runoff from forest roads has been managed as a nonpoint source of pollution under EPA regulation and state law since enactment of the CWA. Western Governors support solutions that are consistent with the long-established treatment of forest roads as nonpoint sources, provided that forest roads are treated equally across ownership within each state.

b) **Nutrient Pollution**: Nitrogen and phosphorus (nutrient) pollution is a significant cause of water quality impairment across the nation, and continued cooperation between states and EPA is needed. However, nutrients produced by non-point

AMERICAN OVERSIGHT
NV-DA-20-0615-A-006677

sources fall outside of NPDES jurisdiction and should not be treated like other pollutants that have clear and consistent thresholds over a broad range of aquatic systems and conditions.

States should be allowed sufficient flexibility to utilize their own incentives and authorities to establish standards and control strategies to address nutrient pollution, rather than being forced to abide by one-size-fits-all federal numeric criteria. Successful tools currently in use by states include best management practices, nutrient trading, controlling other water quality parameters, and other innovative approaches.

4. **CWA Reauthorization:** The Western Governors support reauthorization of the CWA, provided that it recognizes the unique hydrology and legal framework in Western states. Further, any CWA reauthorization should include a new statement of purpose to encourage the reuse of treated wastewater to reduce water pollution and efficiently manage water resources.

5. **Good Samaritan Legislation:** Congress should enact a program to protect volunteering remediating parties who conduct authorized remediation of abandoned hardrock mines from becoming legally responsible under the CWA and/or the Comprehensive Environmental Response, Compensation, and Liability Act for any continuing discharges after completion of a remediation project, provided that the remediating party – or "Good Samaritan" – does not otherwise have liability for that abandoned mine or inactive mine site.

6. **Stormwater (Wet Weather) Pollution:** In the West, stormwater discharges to ephemeral streams in arid regions pose substantially different environmental risks than do the same discharges to perennial surface waters. The Western Governors emphasize the importance of state primacy in water management, including management of ephemeral streams. State water agencies are well-equipped to provide tailored approaches that reflect the unique management needs of ephemeral streams.

7. **State-Tribal Coordination:** Western Governors endorse government-to-government cooperation among the states, tribes and EPA in support of effective and consistent CWA implementation. While retaining the ability of the Governors to take a leadership role in coordination with the tribes, EPA should promote effective consultation, coordination, and dispute resolution among the governments, with emphasis on lands where tribes have treatment-as-state status under Section 518 of the CWA.

AMERICAN OVERSIGHT

Safe Drinking Water Act (SDWA)

8. **Federal Assistance in Meeting SDWA Standards:** Western Governors believe that the SDWA and its standards for drinking water contaminants have been instrumental in ensuring safe drinking water supplies for the nation. It is essential that the federal government, through EPA, provide adequate support to the states and water systems to meet federal requirements. Assistance is particularly needed for small and rural systems, which often lack the resources needed to comply with federal treatment standards.

9. **Drinking Water Standards:** Contaminants such as arsenic, chromium, perchlorate and fluoride often occur naturally in the West. Western Governors support EPA technical assistance and research to improve both the efficiency and affordability of treatment technologies for these contaminants. In any drinking water standards that the EPA may revise or propose for these and other contaminants, including disinfection byproducts, EPA should consider the disproportionate impact that such standards may have on Western states and give special consideration to feasible technology based on the resources and needs of smaller water systems.

10. **Risk Assessments:** Analysis of the costs of treatment for drinking water contaminants should carefully determine the total costs of capital improvements, operation and maintenance when determining feasible technology that can be applied by small systems. These costs should be balanced against the anticipated human health benefits before implementing or revising drinking water standards.

11. **Emerging Contaminants/Pharmaceuticals:** The possible health and environmental impacts of emerging contaminants and pharmaceuticals are of concern to Western Governors. Although states have existing authorities to address possible risks associated with emerging contaminants and pharmaceuticals, there is a need for more reliable science showing impacts on human health as more information regarding these contaminants becomes available.

12. **Hydraulic Fracturing:** States currently employ a range of effective programmatic elements and regulations to ensure that hydraulic fracturing does not impair water quality, including but not limited to requirements pertaining to well permitting, well construction, the handling of exploration and production waste fluids, the closure of wells, and the abandonment of well sites.

    Federal efforts to study the potential impacts of hydraulic fracturing on water quality should leverage state knowledge, expertise, policies, and regulations. Such efforts should also be limited in scope, based upon sound science, and driven by the states. Western Governors oppose efforts that would diminish the primary and exclusive authority of states over the allocation of water resources necessary for hydraulic fracturing.

AMERICAN OVERSIGHT
NV-DA-20-0615-A-006679

Compliance with Federal Water Quality and Drinking Water Requirements

13. **State Revolving Funds:** Western Governors support EPA's Clean Water State Revolving Fund (SRF) and Drinking Water SRF as important tools that help states and local communities address related water infrastructure needs and comply with federal water quality and drinking water requirements. Western Governors also urge Congress and the Administration to ensure that the SRF Programs provide greater flexibility and fewer restrictions on state SRF management.

14. **Restoring and Maintaining Lakes and Healthy Watersheds:** Historically, the Section 314 Clean Lakes Program and the Section 319 Nonpoint Source Management Program provided states with critical tools to restore and maintain water quality in lakes and watersheds. Western Governors urge the Administration and Congress to support these programs. Such support should not come at the expense of other federal watershed protection programs.

15. **EPA Support and Technical Assistance:** The federal government through EPA should provide states and local entities with adequate support and technical assistance to help them comply with federal water quality and drinking water requirements. EPA should also collaborate with and allow states to identify and establish priority areas, timelines, and focus on programs that provide the largest public health and environmental benefits.

16. **EPA Grant Funding for Primary Service: Rural Water Programs:** Some rural communities still lack basic water and sanitary services needed to assure safe, secure sources of water for drinking and other domestic needs. Adequate federal support, including but not limited to the Rural Utilities Service programs of the Department of Agriculture and State Revolving Funds through EPA, are necessary to augment state resources.

Water Quality Monitoring and Data Collection

17. **Water Data Needs:** Western water management is highly dependent upon the availability of data regarding both the quality and quantity of surface and ground waters. EPA should provide support to the states in developing innovative monitoring and assessment methods, including making use of biological assessments, sensors and remote sensing, as well as demonstrating the value to the states of the national probabilistic aquatic resource surveys.

AMERICAN OVERSIGHT
NV-DA-20-0615-A-006680

C. GOVERNORS' MANAGEMENT DIRECTIVE

1. The Governors direct WGA staff to work with Congressional committees of jurisdiction, the Executive Branch, and other entities, where appropriate, to achieve the objectives of this resolution.

2. Furthermore, the Governors direct WGA staff to consult with the Staff Advisory Council regarding its efforts to realize the objectives of this resolution and to keep the Governors apprised of its progress in this regard.

Western Governors enact new policy resolutions and amend existing resolutions on a bi-annual basis. Please consult www.westgov.org/policies for the most current copy of a resolution and a list of all current WGA policy resolutions.

AMERICAN OVERSIGHT
NV-DA-20-0615-A-006681

WESTERN GOVERNORS' ASSOCIATION

TO: Staff Advisory Council
FROM: Ward Scott, WGA Policy Advisor
SUBJECT: EPA Lead and Copper Rule Revisions – Federalism Consultation
DATE: Feb. 7, 2018

On Jan. 8, WGA staff, as well as representatives from several organizations of state and local officials,[1] participated in a federalism consultation[2] with the EPA Office of Ground Water and Drinking Water to discuss long-term revisions to the Lead and Copper Rule (LCR) under the federal Safe Drinking Water Act (SDWA). EPA is soliciting federalism comments and has posed a series of questions for input from state and local officials. **Comments must be received on or before Mar. 8, 2018**.

The LCR, which applies to 68,000 public water systems nationwide, is a treatment technique rule that requires water systems to conduct tap sampling for lead and copper to determine actions water systems must take to reduce exposure to lead and copper in drinking water. EPA's presentation of potential revisions includes new requirements on states, local governments, and utilities which could impose substantial costs and particularly impact smaller, rural water systems.

Additional information on the LCR can be found at: https://www.epa.gov/dwreginfo/lead-and-copper-rule.

Action Requested: Please review the questions that have been posed by EPA, below, and provide input as to what issues should be addressed in any comments that WGA may submit as part of EPA's LCR federalism consultation.

Nexus to WGA Policy

Policy Resolution 2017-04, *Water Quality in the West*, contains the following applicable provisions:

---

[1] Other organizations participating in the consultation included: National Governors' Assoc., National Conference of State Legislatures, Council of State Governments, National League of Cities, U.S. Conference of Mayors, National Assoc. of Counties, National Assoc. of Towns and Townships, Environmental Council of States, Assoc. of State Drinking Water Administrators, Assoc. of Metropolitan Water Agencies, National Rural Water Assoc., American Water Works Assoc., American Public Works Assoc., National School Board Assoc., and the American Assoc. of School Board Administrators.

[2] As mandated under Executive Order 13132, *Federalism* (64 Fed. Reg. 43255, Aug. 4, 1999). EPA announced that the agency intends to use the meeting to also satisfy consultation requirements mandated by the Unfunded Mandates Reform Act.

AMERICAN OVERSIGHT

- Sec. (b)(8), Federal Assistance in Meeting SDWA Standards: Western Governors believe that the SDWA and its standards for drinking water contaminants have been instrumental in ensuring safe drinking water supplies for the nation. It is essential that the federal government, through EPA, provide adequate support to the states and water systems to meet federal requirements. Assistance is particularly needed for small and rural systems, which often lack the resources needed to comply with federal treatment standards.

- Sec. (b)(9), Drinking Water Standards: In any drinking water standards that the EPA may revise or propose for these and other contaminants, including disinfection byproducts, EPA should consider the disproportionate impact that such standards may have on Western states and give special consideration to feasible technology based on the resources and needs of smaller water systems.

- Sec. (b)(10), Risk Assessments: Analysis of the costs of treatment for drinking water contaminants should carefully determine the total costs of capital improvements, operation and maintenance when determining feasible technology that can be applied by small systems. These costs should be balanced against the anticipated human health benefits before implementing or revising drinking water standards.

- Sec. (b)(11): EPA Support and Technical Assistance: The federal government through EPA should provide states and local entities with adequate support and technical assistance to help them comply with federal water quality and drinking water requirements. EPA should also collaborate with and allow states to identify and establish priority areas, timelines, and focus on programs that provide the largest public health and environmental benefits

Background

In 2017, EPA announced plans to revise and strengthen provisions of the LCR, hastened by the recent drinking water supply crisis in Flint, MI, as well as other well-publicized failures of public water systems. EPA Administrator Scott Pruitt has also announced EPA's new war on lead and recently sent a letter to other Cabinet officials, announcing a Feb. 15 meeting to "consider actions that the federal partners may undertake over the next one to three years to further reduce childhood lead exposures and eliminate associated health impacts."

The LCR, first promulgated in 1991 and revised in 2000 and 2007, requires water systems to conduct tap sampling for lead and copper to determine what actions must be taken to reduce exposure to lead and copper. Under the LCR, water systems must work with their customers to collect samples from locations with lead service lines and/or leaded plumbing materials. When action levels are exceeded in more than ten percent of tap water samples collected during any monitoring period (i.e., if the 90th percentile level is greater than the action level), a water system must take certain actions, depending on the size of the system.

LCR Revisions, Federalism Consultation, and EPA Requests for Input

At the Jan. 8 federalism consultation, EPA presented slides that followed recommendations provided in a 2015 Report from the National Drinking Water Advisory Council (NDWAC), a Federal Advisory Committee established under the SDWA. Key areas of focus identified for LCR revisions include: (i) Lead Service Line Replacement; (ii) Corrosion Control Treatment; (iii) Tap Sampling; (iv) Public Education and Transparency; and (v) Renewed Copper Requirements. Noticeably

AMERICAN OVERSIGHT

absent was a clear and comprehensive discussion of costs to be borne by states or any enhancements to federal funding mechanisms for the extensive revisions presented.

1. **Lead Service Line Replacement:** Although lead plumbing fixtures (pipes, solder, flux) were banned under the SDWA in 1986, EPA estimates that 6.5 to 10 million lead service lines are currently still in use throughout the country. Estimates for replacing all lead service lines nationwide range from $16 to $80 billion. Adding complexity to replacement is the fact that, in most communities, lead service lines are partially or entirely privately-owned. Homeowners and renters may be unwilling or unable to replace the portion of the water lines located on their private property. There is a great deal of legal uncertainty as to the authority of EPA, states, local governments, and water utilities to mandate replacement of privately-owned lines and the payment for such replacement.

   EPA has requested input to the following questions regarding lead service line replacement - What are the opportunities and challenges to state and local governments if EPA were to modify the LCR to:

   a. Require systems to create an inventory of lead service lines currently in use?

   b. Require proactive full lead service line replacement on a specified schedule (*e.g.*, 10, 15, 25, 35 years from promulgation)?

   c. Allow partial lead service line replacement only for emergency repair or "unwilling or unable customers" when conducting infrastructure (*i.e.*, public water main) replacement?

   d. Require pitcher filters to be distributed and regularly maintained by public water systems for three months immediately following lead service line replacement?

2. **Improved Corrosion Control Treatment:** Corrosion control treatment involves the addition of chemicals or chemical adjustment of drinking water pH to reduce the corrosivity of drinking water and, thus, reduce the leaching of lead and copper from plumbing materials. If the lead or copper action level is exceeded in more than 10% of samples during any monitoring period, a water system must take certain actions. Requirements vary depending on the size of the water system at issue.

   EPA has requested input to the following questions regarding corrosion control treatment – What are the opportunities and challenges to state and local governments if EPA were to modify the LCR to:

   a. Change the current system size threshold for (currently 50,000 people served)?

   b. Require all systems with lead service lines (regardless of size of population served) to install and maintain corrosion control treatment?

   c. Require plumbed in point-of-use treatment devices to be provided (and regularly maintained) for households with lead service lines?

   d. Prescribe default requirements for corrosion control treatment that must be maintained unless a public water system can demonstrate the use of equally effective techniques to the state?

AMERICAN OVERSIGHT

e. Require public water systems to conduct periodic reviews of corrosion control treatment and demonstrate effectiveness to the states?

f. Require public water systems to find and fix problems in corrosion control treatment if a tap sample exceeds an action level?

3. **Transparency and Public Education:** The LCR requires public education within 60 days after discovery of systems that exceed the lead action level. Educational materials currently distributed include information on the sources and health effects of lead, as well as steps consumers can take to reduce exposure to lead in drinking water.

   EPA has requested input to the following questions regarding transparency and public education - What opportunities and challenges would state and local governments face if the LCR were revised to require:

   a. Public water systems to provide ongoing, targeted outreach with special emphasis on all customers with lead service lines?

   b. Public water systems to provide notification to customers within 24 hours of exceeding established action levels (as currently required by the 2016 WIIN Act)?

   c. Public Water Systems to make information available to customers concerning (i) the results of all tap sampling; (ii) results of water quality parameter monitoring, and (iii) the number and locations of lead service lines?

4. **Tap Sampling:** The LCR is the only national primary drinking water regulation that requires sampling in homes, often by the consumers themselves. EPA seeks input regarding tap sampling - what are the opportunities and challenges for states and local governments if sampling protocols under the LCR were revised to:

   a. Change where water systems are required to collect tap samples (*e.g.*, sites based on customer request, schools served by the system)?

   b. Change the way tap samples are collected (*e.g.*, increased number of samples, instruct customers to collect tap samples when drawing water for drinking or cooking)?

   c. Establish a household action level that, if exceeded, would trigger a report to the consumer and to the applicable health agency for follow-up?

5. **Revised Provisions Concerning Copper:** EPA seeks input regarding revisions to the copper provisions of the LCR - what opportunities and challenges would state and local governments face if EPA revised the LCR to:

   a. Establish a screen to determine if water systems have water aggressive to copper?

   b. Modify tap sampling requirements to separate sampling sites for copper from those for lead?

AMERICAN OVERSIGHT

Concerns Expressed by Participants During Jan. 8 Federalism Consultation

Participants in the Jan. 8 federalism consultation raised the following questions/issues relating to any potential updates to the LCR:

1. **Unfunded Mandates Imposed on States, Local Governments, and Water Utilities.** EPA estimates that lead service line replacement would cost an average of $4,700 for each private house/building. Some industry estimates place this number as high as $8,700 per line. Estimates for replacement of the millions of lead service lines currently in use range from $16 to $80 billion. EPA has implied that these costs would be borne by state and local governments and agencies.

2. **Lead Service Line Inventories.** What entities will be responsible for any required inventory of lead service lines that are currently in use? How will such inventories be conducted? What would be the scope of such inventory studies (*i.e.,* entire systems, select sampling, public/private water service lines)? Who would have access to / own the information that is developed as part of a federally-mandated lead service line inventory?

3. **Partial Lead Service Line Replacement.** Consultation participants expressed concern as to the effectiveness of only replacing lead service lines that are part of public water supply systems, rather than an all-inclusive approach to replace the entirety of lead service lines, including those portions located on private property.

4. **New National Standards.** Will and, if so, how new national standards for corrosion control treatment and action levels will be established and imposed. The current target levels for lead in drinking water were developed in the context of feasibility, rather than public health standards.

5. **Sampling at Water Service Lines vs. Taps.** Will EPA be distinguishing sample levels at the connection point from public water supplies from those measured at the tap? Several plumbing fixtures currently in use consist of lead solder and piping which is not factored into measurements from public water lines, but which are a source of lead ingestion.

6. **Public Outreach and Education.** Will utilities, states, and local governments be required to develop and implement public education campaigns? Will EPA establish a clearinghouse of educational materials that can be utilized?

7. **Private Sampling Requirements.** How to implement private tap sampling and confirm that such sampling is being conducted accurately and effectively.

Proposed Areas for Comment

The following issues are expressed in WGA policy and apply to the issues raised, and questions presented, by EPA in its Jan. 8 LCR federalism consultation:

1. Respect state laws and states' role as co-regulators under the SDWA.

2. Accurately assess all costs associated with any revisions to the LCR and clearly communicate what parties must cover such costs.

AMERICAN OVERSIGHT

3. Avoid imposing unfunded mandates on states and local governments.

4. Allow for flexibility to states in receiving and dispersing federal funds and grants.

5. Incorporate state involvement, data, and expertise into decisions surrounding LCR revisions and any standards established thereby.

6. Consult with individual states, through governors' offices, to fully understand the various concerns and potential impacts of any proposed LCR revisions.

Conclusion

EPA has prioritized LCR revisions as part of its larger "war on lead" which was recently announced by Administrator Pruitt. Planned revisions, as presented by EPA in its federalism consultation, could impose substantial financial burdens and regulatory duties on states and local governments. EPA has not presented detailed plans for federal funding beyond the mechanisms currently in place.

EPA has requested comments from WGA and other state and local officials in response to the concepts presented at the Jan. 8 federalism consultation. Several provisions of WGA Policy Resolution 2017-04, *Water Quality in the West* provide the basis for comments that express the views and concerns of Western Governors on this important issue. Comments must be received by Mar. 8, 2018.

WGA Staff: Ward Scott (wscott@westgov.org)

AMERICAN OVERSIGHT

Potential CERCLA Resolution

Action Request: Are the Governors interested in pursuing a new resolution regarding the Comprehensive Environmental Response, Compensation, and Liability Act (CERCLA or Superfund), 42 U.S.C. §9601 et. seq.?

Introduction

The Trump Administration has made the reform of the Superfund program a priority. CERCLA is also an area where there is a unique division of responsibility between the federal government and states, overlap with the principles espoused in WGA Policy Resolution 2017-01, *Building a Stronger State-Federal Relationship*, and a need to improve the program's operation from the perspective of state waste management officials.

This memorandum provides an overview of the Superfund program, describes the Administration's recent actions on CERCLA, and summarizes the recommendations of the Association of State & Territorial Solid Waste Management Officials (ASTSWMO) for improving the program.

Background

CERCLA was enacted to ensure the cleanup of sites that may endanger public health or the environment. It gave the Environmental Protection Agency (EPA) the authority to: (1) respond to actual and threatened releases of hazardous substances and pollutants that may pose an imminent and substantial danger; (2) compel parties responsible for the contamination (Potentially Responsible Parties or PRPs) to clean up the sites; and (3) pay for the cleanups and recover costs from PRPs.[1]

CERCLA also established a Hazardous Substance Superfund, a trust fund, and a process for federal agencies to use funding from federal appropriations. Since the 1995 expiration of taxes that originally funded the trust fund, appropriations have been the largest source of funding for the trust fund, as well as interest, fines and penalties, and recovery from PRPs. EPA may only use trust funds and conduct remedial actions at sites listed on the EPA's National Priority List (NPL).

At the request of a state, EPA may defer oversight of the cleanup of a site eligible for listing on the NPL to state cleanup programs and not list a site on the NPL.[2] States are also involved in the cleanup of sites eligible for the NPL in several ways, including:

- EPA must ensure meaningful and substantial state involvement in CERCLA response actions;[3]
- States may designate a release as its highest priority for listing on the NPL;[4]

[1] EPA's implementing regulations for CERCLA are at 40 CFR Part 300.
[2] 42 U.S.C. §9605(h).
[3] 40 CFR §300.500.
[4] 40 CFR §300.425(c); 40 CFR §300.515(c).

AMERICAN OVERSIGHT

- EPA must consult with states in the listing process and before deleting a site from the NPL prior to developing the notice of intent to delete;[5]

- EPA must communicate with states on Applicable or Relevant and Appropriate Requirements (ARARs) and respond to state comments on waivers from or disagreements about state ARARs;[6]

- EPA must consult with states before determining a remedial action;[7]

- States must agree to pay 10 percent of the cost of remedial actions, as well as all operations and maintenance costs, at non-federal NPL sites before EPA will pay for 90 percent of the remedial action;[8]

- If a state is the support agency, EPA must provide the state agency with an opportunity to review and comment on proposed plans and determinations at various stages of the cleanup;[9] and

- States can assume the lead oversight role at NPL sites under cooperative agreements with EPA.[10]

Federally owned and operated facilities are also subject to CERCLA and state laws concerning removal, remedial action, and enforcement.[11] EPA and the responsible federal agency must afford state and local officials the opportunity to participate in the planning and selection of the remedial action, including but not limited to the review of all applicable data.

Brownfields are sites where the expansion, redevelopment, or reuse is complicated by the actual or potential contamination of the site, which is not listed or proposed for listing on the NPL (and does not meet a few other statutory exclusions).[12] These sites are eligible for grants to state, local, and other government entities for characterization, assessment, and remediation.[13]

Current WGA Policy on CERCLA

Current WGA policy on CERCLA is limited to funding and liability issues with the cleanup of abandoned mines at the end of operations and preventing duplication of state financial assurance programs on the front-end of operations. Western Governors' direction on CERCLA cleanup is limited to the following in WGA Policy Resolution 2016-07, *Cleaning Up Abandoned Mines in the West*. Western Governors do not specify what remedies for CERCLA liabilities Congress and agencies should consider. In addition, the discussion of private-public partnerships is limited to only those partnerships that would facilitate cleanups by Good Samaritans. However, the cleanup of Superfund sites was emphasized by the Governors as a priority at their March 2017 breakfast with Administrator Pruitt.

---

[5] State/Federal Correspondence Concerning NPL Site Listing; 40 CFR §300.425(d).
[6] 40 CFR §300.515(d).
[7] 42 U.S.C. §9604(c)(2); *see also* 42 U.S.C. §9621; 40 CFR §300.515(e).
[8] 42 U.S.C. §9604(c)(3).
[9] 40 CFR §300.515(h)(3).
[10] 42 U.S.C. §9604(d).
[11] 42 U.S.C. §9620.
[12] 42 U.S.C. §9601(39).
[13] 42 U.S.C. §9604(k).

AMERICAN OVERSIGHT

Opportunities to Improve Superfund in the Trump Administration

EPA Draft 2018-2022 Strategic Plan

According to EPA's Draft 2018-2022 Strategic Plan, EPA plans to:

- Provide technical support to the states through technical support centers for remediating CERCLA designated contaminated sites and returning them to productive use.
- Assist regional, state, and local leaders in reducing costs and setting science-based cleanup levels in areas designated under CERCLA.
- Facilitate prompt site CERCLA cleanup and use an "enforcement first" approach that maximizes the participation of liable and viable parties in performing and paying for cleanups.
- Address liability concerns that can be a barrier to potential reuse of Superfund sites.
- Focus its resources on the highest priority sites, particularly those that may present an immediate risk to human health or the environment, and resolving formal disputes regarding federal facility cleanups under federal facility agreements.

Superfund Task Force

Administrator Pruitt created the Superfund Task Force to determine how EPA could restructure the cleanup process, realign incentives to promote expeditious remediation and revitalization, reduce burdens on cooperating parties, and encourage private investment. The Administrator required the Task Force to consider recommendations for expanding the role and addressing the liability concerns of states, tribes, and local governments. The Task Force Report includes the following recommendations potentially relevant to Western Governors:

- Improve the process for prioritization, review, and approval of sites on the NPL.
- Evaluate EPA retaining engagement and direction of the Feasibility Studies.
- Draft a proposed policy to clarify groundwater requirements for cleanups, which should reflect input from partners to CERCLA cleanups (e.g. federal facilities, state and tribal governments, communities, and environmental organizations).
- Review the use of and funding for third party contractors and potentially modify the protocol for use of outside contractors.
- Use alternative tools to pursue liable parties at NPL sites, including designating states as leads on sites.
- Develop guidance regarding: the use of special use funds as financial incentives for Potentially Responsible Parties (PRPs) and non-liable parties; prioritizing sites with potential for redevelopment to receive special use funds; and using special account funds to preserve scarce EPA and state resources.
- Promote efficiency and consistency in settlements, as well as PRPs' ability to reserve certain rights in settlement agreements.

AMERICAN OVERSIGHT

- Develop a policy for the regions, to be shared with, or ideally co-signed by federal agencies and the states, which reinforces the importance of the timelines in Federal Facility Agreements.

- Use Memorandums of Understanding with federal agencies, states, and tribes to identify lead agencies for each site or certain phases.

- Create a workgroup to research existing state programs and identify opportunities for independent third parties to perform tasks at NPL sites, such as long-term monitoring.

- Conduct stakeholder outreach, including to states, on Environmental Liability Transfer and other risk management approaches and create a national workgroup to identify creative risk management tools.

- Outline a potential new policy for third parties to identify or create opportunities for new investment in cleaning up contaminated sites and identify potential opportunities to expand Good Samaritans or other non-liable party approaches under section 107(d) for addressing liability issues and promoting sustainable redevelopment.

- Propose potential new enforcement guidance to address liability issues acting as a barrier to reuse for local governments, including issues raised by the applicability of the statutory liability protections potentially applicable to local governments.

- Facilitate the involvement of additional funding institutions; explore partnerships that could bring unique financing options to finance revitalization; and facilitate agreements that enable more non-liable parties to fund cleanups as part of site reuse activities.

- Convene regularly scheduled meetings with states, local governments and federally recognized tribes, as well as other groups.

- Establish a federal advisory committee to obtain state and local government concerns and to evaluate the effectiveness of the Task Force Recommendations in accelerating cleanup and reuse of Superfund sites.

EPA Superfund Lists

Superfund Sites for Immediate, Intense Attention List: EPA has released a list of Superfund site targeted for immediate, intense attention, which was one of the recommendations of the Superfund Task Force. The list is comprised of sites that require timely resolution of specific issues to expedite cleanup and that would benefit from the Administrator's direct engagement. There is no commitment of additional funding associated with the inclusion of a site on the list. This list currently includes sites in CA, CO, MT, NV, OK, OR, and WA.

Superfund Redevelopment Focus List: EPA has released a list of Superfund National Priorities List sites with the greatest expected redevelopment and commercial potential based on outside interest, access to transportation corridors, land values, and other factors. This list currently includes sites in CA, CO, ID, MT, OR, UT, and WA.

AMERICAN OVERSIGHT

Leaked Infrastructure Plan

A leaked Executive Branch infrastructure plan proposes "Principles for Infrastructure Improvement" regarding Brownfields and Superfund reform:

- Replicate the Brownfield Grant/Revolving Loan Fund Program for Superfund.
- Clarify EPA's ability to create special accounts for third party funds for CERCLA cleanup response without state assurances.
- Provide liability relief to states and municipalities acquiring contaminated property through actions as sovereign governments.
- Provide EPA express settlement authority to enter into administrative agreements.
- Integrate cleanup, infrastructure, and long-term stewardship needs by creating flexibility in funding and execution requirements.
- Clarify risks to non-liable third parties that perform Superfund cleanup.

ASTSWMO Recommendations for Improving the Superfund Process

The Association of State & Territorial Solid Waste Management Officials (ASTSWMO) has provided many recent recommendations for improving Superfund in testimony and publications. These recommendations are summarized below:

Testimony from August 1, 2017 Senate Environment and Public Works Committee hearing and Testimony from January 18, 2018 House Energy & Commerce Committee hearing

- EPA regional offices need to consistently apply policy and guidance and be held accountable for ensuring consistent implementation.
- EPA should improve the process for identifying states regulations as potential ARARs.
- CERCLA and its implementing regulations should clarify that state environmental covenant and land use control laws and regulations are essential components of many remedial actions, especially those that require longer lasting remediation activities and those which utilize risk management cleanup approaches.
- CERCLA's exemption from permits should be reconsidered, because it leads to inconsistency in the requirements for PRP-led, state-led, and EPA-led cleanups.
- Prior to transferring NPL sites to states, EPA should have the authority to consider whether a state has sufficient funds to pay 100% of the operation and maintenance costs. If a state does not have sufficient funds, CERCLA should provide a process for funding state shortfalls, including greater flexibility and credit for state "in-kind" contributions to cleanups.
- EPA should involve states in identifying sites for third party investment and piloting on how to accelerate remedies at those sites, which is one of the Superfund Task Force recommendations.

AMERICAN OVERSIGHT

- States and EPA should be authorized to enter into Cost Oversight Agreements where PRPs pay state oversight costs directly.

- EPA should include states in any settlements or consent decrees with PRPs.

- The federal facilities compliance provisions of CERCLA should be strengthened and clarified in a manner similar to improvements made to the federal Solid Waste Disposal Act through the Federal Facilities Compliance Act of 1992.

- Superfund should clearly recognize that investigations and cleanups conducted under other cleanup authorities achieve results at least as protective as CERCLA actions and more readily defer action to those programs when appropriate.

- EPA should ensure that needed regulatory cleanup standards for emerging contaminants are developed and updated in an expeditious manner using sound science and the best information available.

- Congress should consider authorizing states to directly implement the Preliminary Assessment/Site Inspection component of the program and the PRP-led and funded removal and remedial program components, while removal and remedial actions conducted by EPA using funding from the Superfund Trust Fund should continue to be implemented by EPA.

- The National Contingency Plan (NCP) should be updated to provide for a more streamlined process for managing and implementing PRP-led cleanups, as compared to cleanups conducted directly by EPA using funds from the Superfund Trust Fund where additional documentation may be required to support future cost-recovery efforts and other litigation needs.

October 31, 2017 Comments of EPA 2018-2022 Draft Strategic Plan

- Although states support moving sites through the cleanup process, any reprioritization of resources to focus on remedial actions, construction completions, ready-for-reuse determinations, and NPL site deletions cannot be at the expense of the pre-remedial program.

- EPA requires funding to provide a centralized and consistent clearinghouse for technical expertise that states cannot and should not maintain individually.

"On Time and Under Budget" Superfund Site Assessment Program Process Analysis: States' Perspectives, August 2017

- Additional Site Assessment Program federal funding is required for states to conduct the evaluation of sites for consideration for additional work and possible listing on the NPL.

- Provide training and possibly policy clarification to ensure that EPA Regions and states are aware of the options and flexibility available to them under the Site Assessment Program.

- Allow states to treat each site differently on a site-specific basis for the Site Assessment Program, not through a "one size fits all" requirement.

AMERICAN OVERSIGHT

Position Paper on 128(a) Brownfields Funding, April 27, 2017

- Increase funding for the Brownfields program to reflect and accommodate the steady increase in applications for grant funding.

Position Paper on Federal Facilities, October 2013

- Involve states in the critical decisions related to the environmental response and close-out actions at federal facilities.
- Federal agencies must provide designated state regulatory personnel with appropriate access to facilities and should meet all federal and state reporting and information requirements.
- Collaborate with states in the development of federal agencies' guidance, contracting practices, policy and regulation related to environmental compliance and remediation at federal facilities.
- Federal and state agencies should continue to adopt and implement the findings of the 1996 Federal Facilities Environmental Restoration Dialogue Final Report in the environmental restoration of all federal facilities.
- Develop federal legislation to clarify that federal facilities are subject to appropriate state regulations and are not unduly shielded by sovereign immunity and lead agency authority. In addition, states continue to oppose all legislative efforts resulting in the exemptions of federal facilities from federal and state environmental statutes.
- Federal, state, and local agencies must work collaboratively in establishing long-term stewardship decisions to ensure that remedies that do not achieve unrestricted use remain protective. State and local authorities regarding institutional controls must be recognized by the federal agencies.
- States and federal agencies should work collaboratively to address emerging contaminants unique to federal facilities.
- The federal government should ensure that federal agencies request and receive adequate funding to carry out both their responsibilities for regulatory compliance with all applicable federal and state regulations, and for remediation and restoration of federal facilities.
- Federal agencies should ensure that state costs for the regulation of federal facilities, including state oversight costs, are fully and timely reimbursed to the same extent and in the same manner as other regulated entities.
- With the increased use of performance-based remediation contracts, federal agencies must ensure that regulators are adequately involved at key stages of the contracting process both pre- and post-award. In addition, federal agency oversight of contractors must be maintained to minimize possible conflicts with state regulators concerning performance standards and completion of performance objectives.
- Community involvement is a requirement of most federal and/or state environmental regulations and should be adhered to by all parties. Approaches should recognize that communities are unique and have specific needs that vary from site to site.

AMERICAN OVERSIGHT

NV-DA-20-0615-A-006694



Realigning the State-Federal Relationship

Pew Charitable Trusts Conference Center, Carolinas Room
901 E Street, NW, Washington, DC

Tuesday, Feb. 27, 2018

7:45 – 8:15 a.m.	**Check-in, Coffee/Breakfast**
8:15 – 8:45 a.m.	**Opening Remarks** *WGA Executive Director James Ogsbury* Opening remarks and introductions of attending organizations.
8:45 a.m.	**Discussion: Summit Objectives** The attending organizations will have a discussion about goals for the summit.
9 – 9:30 a.m.	**States Are Not Stakeholders – Legal Primer** *(Discussion Lead: Laura Chartrand, CO Deputy Attorney General, Natural Resources and Environment* An examination of why each Executive department and agency should be required to have a clear and accountable process to

DRAFT

AMERICAN OVERSIGHT

	provide each state early, meaningful and substantive input in the development of regulatory policies.
9:30 – 9:45 a.m.	**Break**
9:45 – 11:30 a.m.	**White House** **Introductory Remarks** *Doug Hoelscher, Special Assistant to the President & Deputy Director of Intergovernmental Affairs* **Office of Management and Budget & Office of Information and Regulatory Affairs** *Jessica Anderson, OMB Associate Director, Intergovernmental Affairs & Strategic Initiatives* *Jeffrey Harris, OIRA Associate Administrator* Discussion of regulatory reform packages and the nexus to State-Federal Relationship. **Council on Environmental Quality** The topic will be an examination of the National Environmental Policy Act.
11:30 a.m–12:15 p.m.	**Lunch**
12:15 – 12:45 p.m.	**Roundtable Discussion on Federalism** *(Discussion Introductions: WGA Executive Director James Ogsbury)* A conversation between Utah Governor Gary Herbert & Speaker's Task Force on Intergovernmental Affairs Chairman Rob Bishop
12:45– 1:30 p.m.	**U.S. Department of Agriculture** *Doug Crandall, Acting Dep. Asst. Secretary, Office of Congressional Relations* *Dudley Hoskins, Chief of Staff, Marketing & Regulatory Programs,* *Blake Rollins, Director, Office of External & Intergovernmental Affairs* A conversation with representatives of the agencies.
1:30 – 2:15p.m.	**U.S. Department of Interior**

DRAFT

AMERICAN OVERSIGHT

	A conversation with representatives of DOI agencies.
2:15 – 3 p.m.	**EPA** A discussion on cooperative federalism in delegated authority context.
3 – 3:30 p.m.	**Department of Homeland Security / Federal Emergency Management Agency**
3:30 – 4 p.m.	**Department of Education**
4 p.m.	**Meeting Adjourns**
5:30 – 7 p.m.	**WGA-Hosted Reception** (*101 Constitution Ave NW #900, WDC)*

DRAFT

AMERICAN OVERSIGHT

January XX, 2018
Honorable Wilbur Ross
Secretary
U.S. Department of Commerce
1401 Constitution Avenue, N.W.
Washington, D.C. 20230

Dear Secretary Ross:

Robust international trade is essential to the economies of western states. Federal policies and relationships with international trade partners have created new markets for goods and[LD1] services that are grown, produced or manufactured in western states and encouraged investments in our communities and businesses. Western Governors encourage federal policies that continue providing the stability and certainty upon which these successful trade relationships depend.

Canada and Mexico are top trade partners for most western states. Nationwide, agricultural exports to Canada and Mexico totaled $43 billion in 2016. According to the National Association of Manufacturers, Canada and Mexico purchase one-third of all U.S. manufactured goods exports.

Agreements between the United States and its trade partners provide a solid foundation for our citizens to engage in productive international trade activity, enhance our economic competitiveness, and contribute to the functioning of our local governments, states, and the nation. These agreements can and should be modernized to recognize advances in science and technology, resolve outstanding issues, protect[LD2] U.S. workers and the environment, and ensure that the rules established by these agreements are enforced by all parties. Western Governors urge that any changes be undertaken without negatively affecting our citizens' ability to compete in the international marketplace or harming our overall economic competitiveness.

Western Governors support the economic opportunities for American goods and businesses facilitated by international trade agreements and encourage you to maintain the stability of the United States' trade policies.

Sincerely,

Dennis Daugaard
Governor of South Dakota
Chair, WGA

David Ige
Governor of Hawaii
Vice Chair, WGA

cc: Honorable Robert Lighthizer, United States Trade Representative
Honorable Sonny Perdue, Secretary, U.S. Department of Agriculture

DRAFT

AMERICAN OVERSIGHT

WGA CONGRESSIONAL ACTION REPORT

House 2018 Calendar here / Senate 2018 Calendar here

February 2-9, 2018

Reporting of action posted through 8 a.m. ET, February 9, 2018

This weekly report tracks the work of the U.S. House of Representatives and U.S. Senate, with particular emphasis on Committees covering issues of significance to the Western Governors' Association. It is published on weeks when one or both Congressional chambers are in session.

U.S. HOUSE OF REPRESENTATIVES

Actions taken on the floor this week:

- H.R. 4547 - Strengthening Protections for Social Security Beneficiaries Act of 2018
- H.R. 2371 - Western Area Power Administration Transparency Act
- H.R. 2888 - Ste. Genevieve National Historical Park Establishment Act
- S. 1438 - Gateway Arch National Park Designation
- H.R. 2504 - Treatment in Licensing Requirements for Export of Certain Echinoderms
- H.R. 219 - Swan Lake Hydroelectric Project Boundary Correction Act
- H.R. 2646 - United States-Jordan Defense Cooperation Extension Act
- H.R. 1997 - Ukraine Cybersecurity Cooperation Act of 2017
- H.R. 3851 - War Crimes Rewards Expansion Act
- H.R. 772 - Common Sense Nutrition Disclosure Act of 2017
- H.R. 1153 - Mortgage Choice Act of 2017
- H.R. 4924 - Amending the Congressional Accountability Act of 1995 to Reform the Procedures Provided for the Initiation, Investigation, and Resolution of Sexual Harassment Claims

AMERICAN OVERSIGHT

- H.Res. 724 - Requiring Each Employing Office of the House of Representatives to Adopt an Anti-harassment and Anti-Discrimination Policy, Establishing the Office of Employee Advocacy to Provide Legal Assistance and Consultation to Employees of the House Regarding Procedures and Proceedings under the Congressional Accountability Act of 1995
- H.R. 1892 - Further Extension of Continuing Appropriations Act, 2018
- H.R. 4771 - Small Bank Holding Company Relief Act of 2018
- S. 96 - Improving Rural Call Quality and Reliability Act of 2017
- H.R. 582 - Kari's Law Act of 2017 (concurring with Senate amendments)
- H.R. 1301 – DOD Appropriations

House Agriculture Committee

Majority**:**

- Hearing: Full Committee – "*USDA Secretary RE: State of the Rural Economy*." February 6, 2018 – release, Conaway statement and hearing markup/details.

Minority:

- Statement: "*State of the Rural Economy.*" February 6, 2018 – Peterson statement.

House Appropriations Committee

Majority**:**

- Press Release: "*Chairman Frelinghuysen Introduces Resolution to Continue Government Operations and Prevent a Shutdown*." February 5, 2018 – release.

- Press Release: "*House Passes CR to Prevent Government Shutdown and Fund National Defense*." February 6, 2018 – release.

- Statement: *"Budget and Emergency Supplemental Agreement."* February 7, 2018 – Frelinghuysen statement.

Minority:

- No activity to report this week.

House Energy and Commerce Committee

Majority**:**

- Press Release and Letter*: "To FDA Regarding Fraud Concerns in China, Possible U.S. Heparin Shortage." February 2, 2018* – press release and letter.

AMERICAN OVERSIGHT

- Press Release: *"Walden Announces Budget Oversight Hearings." February 5, 2018* – release.

- Press Release*: "Funding Bill Includes Extensions of Remaining Public Health Extenders, Other Health Care Priorities."* February 5, 2018 – release.

- Press Release: "*Walden, E&C Leaders Brief Press on Alleged Pill Dumping Investigation*." February 6, 2018 – release, release and release.

- Hearing – Subcommittee on Energy*: "DOE Modernization: Advancing the Economic and National Security Benefits of America's Nuclear Infrastructure."* February 6, 2018 – release and hearing details/video.

- Press Release*: "House Passes Common Sense Menu-Labeling Solution."* February 6, 2018 – release.

- Press Release: "*House Passes CR, Funding for Community Health Centers and Other Health Priorities."* February 6, 2018 – release.

- Press Release: "*NEXT WEEK: #SubEnvironment to Examine Problems within NSR Program and Potential Reforms."* February 7, 2018 – release.

- Press Release: "*NEXT WEEK: #SubDCCP to Conduct NHTSA Oversight Hearing."* February 7, 2018 – release.

- Press Release: "*#SubOversight to Review Consolidation Trends in Health Care Sector."* February 7, 2018 – release.

- Press Release: "*House, Senate Health Committee Leaders Release Discussion Draft of FDA Animal Drug User Fees Reauthorization.*" February 8, 2018 – release.

- Press Release: *"#SubHealth to Review HHS Budget*." February 8, 2018 – release.

Minority:

- Press Release and Letter: "*Pallone Calls on FDA to Investigate Claire's & Justice Retail About Asbestos Found in Cosmetic Products.*" February 2, 2018 – release and letter.

- Press Release and Letter: "*Democrats Seek Assistance from Insurance Companies to Better Address Opioid Crisis."* February 5, 2018 – release and letter.

- Press Release and Letter: *"Pallone Demands Investigations into Fake Comments on CFPB's Payday Lending Rule.*" February 5, 2018 – release and letter.

- Statement: "*Nuclear Infrastructure Hearing.*" February 6, 2018 – Pallone statement.

- Press Release: "*Pallone: Medicaid Lifetime Limited Would be Shameful*." February 6, 2018 – release.

- Press Release: "*Pallone Criticizes Pruitt's Request for NMFS to Reconsider Finding on Controversial Pesticide Chlorpyrifos."* February 6, 2018 – release.

AMERICAN OVERSIGHT

- Press Release: "*House, Senate Health Committee Leaders Release Discussion Draft of FDA Animal Drug User Fees Reauthorization.*" February 8, 2018 – release.

- Press Release: *"House Democrats Unveil a Better Deal to Rebuild America*." February 8, 2018 – release.

Judiciary Committee

Majority:

- Statement: "*Release of the HPSCI Memo.*" February 2, 2018 – Goodlatte statement.

- Statement: "*Confirmation of Director for U.S. Patent and Trademark Office*." February 5, 2018 – Goodlatte statement.

- Statement: "*Support of National Vetting Center*." February 7, 2018 – Goodlatte statement.

Minority:

- Press Release and Letter: *"Judiciary Democrats: Republicans Are Complicit in Efforts to Obstruct Justice with Release of Nunes Memo*." Feb. 2, 2018 – release and letter.

- Letter: "*To DOJ and FBI Regarding Potential FISA Violations*." February 6, 2018 – letter.

- Press Release and Letter: "*To Committee Chair Seeking Hearing on DOJ Marijuana Policy Change*." February 7, 2018 – release and letter.

- Press Release and Letter: "*House Judiciary Democrats Call for Emergency Hearings After Administration Official Reveals Russia Hacked U.S. Voter Rolls in 2016.*" February 8, 2018 – release and letter.

House Natural Resources Committee

Majority**:**

- Legislative Hearing: Subcommittee on Federal Lands – "*National Monument Bills (see list here).*" February 6, 2018 – release and hearing details/video.

- Legislative Hearing: Subcommittee on Indian Affairs – "*Tribal Lands Bills (see list here).*" February 6, 2018 – hearing details/video.

- Press Release: "*House Passes Bipartisan Bill to Increase Transparency of Utility Rates for American Taxpayers.*" February 7, 2018 – release.

Minority:

AMERICAN OVERSIGHT

- Press Release: "*2017: A Year of the Resistance*." February 5, 2018 – release.

House Oversight and Government Reform

Majority**:**

- Markup: Full Committee – "*List of Bills Here.*" February 6, 2018 – markup details/video.
- Letter: "*To DOD Regarding Special Inspector General for Afghanistan Reconstruction Report about Child Sexual Assault in Afghanistan*." February 6, 2018 – letter.
- Letter: "*To Ranking Member Cummings Regarding Uranium One Whistleblower*." February 6, 2018 – letter.
- Letters: "*Regarding Former USA Gymnastics Team Doctor*." February 8, 2018 – letter, letter, letter and letter.

Minority:

- Press Release: "*Democrats Seek Votes on 13 Subpoena Motions at Tuesday's Oversight Committee Markup*." February 2, 2018 – release.
- Press Release: "*Democrats Demand Subpoena for Trump Administration's Hurricane Response.*" February 6, 2018 – release.
- Press Release: "*DOJ Contradicts GOP Claims on Uranium One*." February 6, 2018 – release.
- Press Release and Letter: "*Top Democrats Request Identifies of Regulatory Reform Task Force Members.*" February 7, 2018 – release and letter.
- Press Release and Letter: "*Top Dems Request Docs on DOJ Lawsuit to Block AT&T Warner Merger After AG Refuses to Answer Questions*." February 8, 2018 – release and letter.
- Press Release and Letter: "*Cummings Presses Gowdy to Stop Blocking Investigation of White House Security Clearances.*" February 8, 2018 – release and letter.
- Press Release: "*Committee Opens Investigation into Sexual Abuse within USA Gymnastics.*" February 8, 2018 – release.

House Science, Space and Technology Committee

Majority**:**

- Hearing: Full Committee – "*Defense of Scientific Integrity: Examining the IARC Monograph Programme and Glyphosate Review*." February 6, 2018 – hearing details/video.

AMERICAN OVERSIGHT

Minority

- Statements: *"Glyphosate Assessments Hearing."* February 6, 2018 – Johnson statement and Bonamici statement.

- Staff Report: "*Spinning Science and Silencing Scientists: A Case Study in How the Chemical Industry Attempts to Influence Science*." February 6, 2018 – minority staff report.

House Transportation and Infrastructure Committee

Majority:

- Op-ed: "*Let's Build Something Great Together*." February 2, 2018 – Shuster op-ed.

- Press Release: *"Shuster Delivers Keynote at FAA Commercial Space Transportation Conference."* February 7, 2018 – release.

Minority:

- Press Release: "*DeFazio Announces Changes to Democratic Leadership and Membership of the House Committee on Transportation and Infrastructure.*" February 6, 2018 – release.

- Press Release and Report: *"DeFazio Releases Report Showing Gaps in DOT's Drug and Alcohol Testing Program."* February 8, 2018 – release and report.

Ways and Means Committee

Majority:

- Statement: "*January 2018 Jobs Report.*" February 2, 2018 – Brady statement.

- Statement, Blog and Press Release: "*Support for Strengthening Protections for Social Security Beneficiaries Act.*" February 5, 2018 – release, Brady statement and blog.

- Press Release: "*Brady, Roskam on Policies Included in CR to Improve Medicare, Extend Medicare Policies.*" February 5, 2018 – release.

- Press Release: "*Brady, Smith on Policies Included in CR to Strengthen Families and Communities."* February 6, 2018 – release.

- Hearing: Subcommittee on Health – "*Opioid Crisis: Removing Barriers to Prevent and Treat Opioid Abuse and Dependence in Medicare*." February 6, 2018 – release and hearing details/video.

- Hearing: Subcommittee on Social Security – "*Ensuring Social Security Serves America's Veterans.*" February 7, 2018 – release, Johnson statement, blog and hearing details/video.

AMERICAN OVERSIGHT

- Statements: "*Bipartisan Member Meeting with U.S. Trade Representative Ambassador Lighthizer*." February 7, 2018 – Brady and Reichert statements.

- Press Release: "*Brady Announces Hearing on FY19 Budget Proposals for HHS*." February 7, 2018 – release.

- Press Release: "*W&M Committee Members Introduce Bipartisan Bill to Provide Tariff Relief, Cost Savings*." February 8, 2018 – release.

- Press Release: "*Chairman Brady Announces Hearing on FY19 Budget Proposals for the Department of Treasury*." February 8, 2018 – release.

- Statement: *"Nomination of Charles Rettig to be IRS Commissioner*." February 8, 2018 – Brady statement.

Minority:

- Press Release and Letter: "*Democrats Seek Assistance from Insurance Companies to Better Address Opioid Crisis."* February 5, 2018 – release and letter.

- Statements: *"Hearing on Removing Barriers to Prevent and Treat Opioid Abuse and Dependence in Medicare."* February 6, 2018 – Neal statement and Levin statement.

- Statement: "*Hearing on Ensuring Social Security Serves America's Veterans*." February 7, 2018 – Larson statement.

- Press Release: "*Neal, Pascrell Introduce Bipartisan Tariff Relief Legislation to Support American Workers and U.S. Economic Competitiveness*." February 8, 2018 – release.

U.S. SENATE

Action by the Senate this week:

Confirmations

- Andrei Iancu - Under Secretary of Commerce for Intellectual Property / Director of the U.S. Patent and Trademark Office
- Barbara Stewart - CEO of the Corporation for National and Community Service
- Brett Giroir - HHS Asst. Secretary & Medical Director in the Regular Corps of the Public Health Service

Legislative Matters

- H.R.582 - Kari's Law (with amendment)
- S.Res.393 - Making Minority Party Appointments for the 115th Congress
- H.R.1301 – DOD Appropriations 2017 (with a substitute amendment that provides for federal backpay)

AMERICAN OVERSIGHT

- H.R.1892- CR/Budget Caps Agreement (with further amendment)

Senate Agriculture Committee

Majority:

- Press Release: "*Wheat Growers Present Chairman Roberts, Ag Staff with Awards*." February 8, 2018 – release.

Minority:

- Press Release: "*Stabenow: Senate Reaches Bipartisan Deal to Improve Dairy Safety Net.*" February 8, 2018 – release.

Senate Appropriations Committee

Majority:

- Press Release: "*Legislation Introduced to Fund Government Through March 23*." February 7, 2018 – release.
- Press Release: "*Links to Budget Agreement Text, CR Summary, Disaster Relief Summary*." February 8, 2018 – release.

Minority:

- Press Release: "*Vice Chairman Leahy REAX on Bipartisan Budget Deal*." February 7, 2018 – release.
- Press Release: "*Highlights of Third Emergency Supplemental.*" February 8, 2018 – release.
- Statement: "*Bipartisan Budget Deal*." February 8, 2018 – Leahy statement.

Senate Commerce, Science and Transportation Committee

Majority:.

- Hearing: Full Committee – "*Data Security and Bug Bounty Programs: Lessons Learned from the Uber Breach and Security Researchers.*" February 6, 2018 – hearing details/video.
- Press Release: "*Committee Announces Hearing for FTC Nominees*." February 7, 2018 – release.

Minority:

- No activity to report this week.

AMERICAN OVERSIGHT

Senate Energy and Natural Resources Committee

Majority:

- Legislative Hearing: Full Committee – *"U.S.-Affiliated Islands Legislation (See bill list here)."* February 6, 2018 – release and hearing details/video.

- Legislative Hearing: Subcommittee on Public Lands, Forests and Mining – *"Legislative Hearing (See list of land designation bills here)."* February 7, 2018 – hearing details/video.

- Hearing: Full Committee – "*Energy Infrastructure*." February 8, 2018 – release and hearing details/video.

Minority:

- Press Release: "*Cantwell Sounds Alarm on offshore Drilling Threat to Coastal Economies.*" February 6, 2018 – release.

- Press Release: "*Cantwell Highlights Protections for Northern Mariana Islands Workers.*" February 6, 2018 – release.

- Press Release: *"Cantwell to Congress: We Must Meet Consumer Demand for Modern Energy Infrastructure."* February 8, 2018 – release.

Senate Environment and Public Works Committee

Majority:

- Markup: Full Committee – "*Nominations of Andrew Wheeler (EPA Deputy Administrator).*" February 7, 2018 – release and markup details/video.

- Hearing: Full Committee – "*Impact of Federal Environmental Regulations and Policies on American Farming and Ranching Communities*." February 7, 2018 – release and hearing details/video.

- Statement: "*Streamline Projects to Help Rebuild America's Infrastructure.*" February 7, 2018 -- Barrasso statement.

- Op-Ed: "*America's Self-Imposed Uranium Shortage*." February 8, 2018 – Barrasso op-ed.

Minority:

- Press Release: "*Carper Questions EPA on Analysis Showing Dramatic Declines in Reported Grant Funding in New, Politicized Process.*" February 6, 2018 – release.

AMERICAN OVERSIGHT

- Statement: "*Impact of Federal Environmental Regulations and Policies on American Farming and Ranching Communities*." February 7, 2018 – Carper statement.

- Statement: "*Nomination of Andrew Wheeler to be EPA Deputy Administrator*." February 7, 2018 – Carper statement.

- Press Release: "*Carper Announces New EPW Subcommittee Rosters.*" February 8, 2018 – release.

Senate Finance Committee

Majority:.

- Press Release: "*GAO Investigation Finds More Than 20,000 Serious Health and Safety Incidents in First-Ever National Assessment of Quality of Care in Assisted Living Facilities.*" February 5, 2018 – release.

- Press Release and Letter: "*Hatch, Wyden Seek Feedback to Improve Medicare, Medicaid Responses to Opioid Epidemic*." February 5, 2018 – release and letter.

- Press Release: "*Hatch Announces Hearings on Treasury, IRS Budget Requests and Tax Reform Implementation.*" February 7, 2018 – release.

- Press Release: "*Hatch Touts Finance Committee Wins in Funding Package*." February 8, 2018 – release.

- Statement: "*Intent of President Trump to Nominate Chuck Rettig to Lead the IRS.*" February 8, 2018 – Hatch statement.

Minority:

- Statement: "*Azar Approval of Harmful Indiana Medicaid Waiver.*" February 2, 2018 – Wyden statement.

- Press Release and Letter: "*Wyden Requests Financial Information Related to Alexander Torshin, Other Russian Officials*." February 2, 2018 – release and letter.

- Press Release: "*Trump's Unfilled Prescription for Lower Drug Prices.*" February 6, 2018 – release.

- Press Release: "*Wyden Secures Priorities for Seniors, Kids and Clean Energy*." February 8, 2018 – release.

Senate Homeland Security and Governmental Affairs Committee

Majority:.

- Press Release: "*Johnson and President Trump: Pass Right to Try*." February 2, 2018 – release.

AMERICAN OVERSIGHT

- Hearing: Subcommittee on Federal Spending Oversight and Emergency Management – "*Terrible, No Good, Very Bad Ways of Funding Government*." February 6, 2018 – hearing details/video.

- Press Release: "*Chairman Johnson Releases Interim Report Including Strzok-Page FBI Text Messages.*" February 7, 2018 – release.

- Roundtable: Full Committee – "*Reauthorizing DHS: Positioning DHS to Address New and Emerging Threats to the Homeland.*" February 7, 2018 – roundtable details/video.

Minority**:**

- Press Release and Letter: "*McCaskill Demands Answers Over Immigration System that Mistakenly Approved Citizenship Applications, Issued Green Cards*." February 8, 2018 – release and letter.

Senate Indian Affairs Committee

Majority & Minority

- No activity to report this week.

Senate Judiciary Committee

Majority and Minority:

- Press Release: Full Committee -- "*Beneficial Ownership: Fighting Illicit International Financial Networks Through Transparency*." February 6, 2018 – Grassley statement and hearing details/video.

- Markup: Full Committee: "*Sentencing Reform and Corrections Act of 2017 (S. 1917) and Confirmation of Various Judgeships and U.S. Attorneys (see list here).*" February 8, 2018 – Grassley statement and markup details/video.

AMERICAN OVERSIGHT

Governors Say Interior Department Shift Didn't Include Them

A bipartisan group representing 19 Western governors says Interior Secretary Ryan Zinke didn't consult with them before disclosing plans for a major agency reorganization.

Feb. 8, 2018, at 5:05 p.m.

AP

By DAN ELLIOTT, Associated Press

DENVER— A bipartisan group of 19 Western governors said Interior Secretary Ryan Zinke did not consult with them about major plans for reorganizing the agency and have asked him to delay implementing the proposal until he speaks with them.

The Feb. 1 letter from the Western Governors' Association said the group had asked Zinke in April 2017 to be consulted on any reshuffling of the department, which wields considerable authority over public lands in the West. They said last week that Zinke has still not sought the views of its members, who represent every state in the western half of the nation, from Texas to Hawaii.

Zinke, who was a Republican congressman from Montana, said last month he wants to reorganize the department's regions along river basins and other natural boundaries instead of state lines. The plan also calls for all of the department's component agencies, such as the National Park Service and Fish and Wildlife Service, to use the same set of regional boundaries.

Association spokesman Joe Rassenfoss said Thursday the group had not received a response from Zinke. Interior Department spokeswoman Heather Swift said the governors "are welcome to share their ideas and opinions with the secretary or their staff are also encouraged to reach out to the secretary's staff." That did not satisfy the association.

"Western governors expect to be treated as the chief executives of a sovereign level of government, not as stakeholders," Jim Ogsbury, executive director of the group, said Thursday in an email to The Associated Press. He said the governors want to be "authentic partners" in the process.

Zinke told the *Washington Post* last month that many issues the Interior Department deals with, such as a single species of fish, follow natural boundaries, not political ones.

The Interior Department oversees nearly 700,000 square miles (more than 1.8 million square kilometers) through four of its major component agencies: the Bureau of Land Management, Fish and Wildlife Service, National Park Service and Bureau of Reclamation. The Bureau of Indian Affairs, which is also part of the Interior Department, has some responsibilities for another 103,000 square miles (about 265,000 square kilometers) of Native American land.

The Western Governors' Association sent Zinke 10 questions about the reorganization plan, including why the changes were even necessary, and why all the department's units couldn't have the same regions based on state boundaries. The governors pointed out that under Zinke's plan, some states

AMERICAN OVERSIGHT

would be divided among two or three of the new regions. They asked how that would affect the department's ability to coordinate with states.

The association's letter was signed by its chairman, South Dakota Republican Gov. Dennis Daugaard, and its vice chairman, Hawaii Democrat David Ige. The association includes 12 GOP governors, six Democrats and one independent.

___

AMERICAN OVERSIGHT

Western Governors' Association
Breakfast Meeting

D R A F T

Sunday, February 25, 2018

7:00 a.m. – Breakfast available
7:20 a.m. – Meeting

Hosted by Administrator Scott Pruitt
Chaired by Governor Dennis Daugaard, South Dakota
U.S. Environmental Protection Agency
1200 Pennsylvania Avenue N.W., *Green Room, 3rd Floor*
Washington, D.C. 20004

Please arrive via the North Courtyard

Agenda

7:00 a.m.	**Breakfast Available**
7:20 a.m.	**Welcome** *Scott Pruitt, Administrator, EPA*
7:30 a.m.	**Opening Remarks** *Dennis Daugaard, Governor of South Dakota and WGA Chairman*
7:40 a.m.	**Governors' Remarks**
8:20 a.m.	**Cabinet Officials' Remarks**
8:40 a.m.	**Roundtable Discussion**
9:20 a.m.	**Conclusion**

WGA Day-of Contacts:
Jim Ogsbury, Executive Director – (303) 520-1882
Troy Timmons, Director of Strategic Initiatives – (303) 618-4502

EPA Day-of Contacts:
Becky Cook-Shyovitz – (202) 309-4476
William Stull (Security) – (202) 695-9384

AMERICAN OVERSIGHT

Proposed draft letter to the Senate Environment and Public Works Committee chair from the Western Governors' Association

Western Governors offer these comments to the Chairman of Senate Committee on Environment and Public Works regarding proposed legislation to amend the Endangered Species Act (ESA). The Western Governors' Association (WGA) appreciates the Chairman's willingness to productively engage with Governors, and that the Chairman has approached this polarizing topic in an inclusive, thoughtful manner. The proposed bill reflects this fact and offers meaningful, bipartisan solutions to challenging species conservation issues.

WGA represents the Governors of the 19 western states and 3 U.S. territories in the Pacific. The association is an instrument of the Governors for bipartisan policy development, information-sharing, and collective action on issues of critical importance to the western United States. Issues surrounding the ESA and its implementation are increasingly important to Western Governors.

Congress passed the ESA in 1973, codifying the responsibility to protect imperiled species and the habitats upon which they rely. Since then, the ESA has prevented a number of extinctions and facilitated the recovery of some of our nation's most iconic species. Yet, the ESA is not perfect. We can and should continually strive to make it work better for wildlife and people.

For more than two years, the WGA Species Conservation and Endangered Species Act Initiative has engaged a diverse and bipartisan collection of interested organizations to discuss ways of improving the ESA's effectiveness and efficiency. Using a series of public workshops, facilitated work sessions, substantive webinars, and other tools, WGA gathered valuable insight that enabled Governors to adopt a series of recommendations for improving the ESA in June 2017.

Most of the WGA recommendations seek regulatory improvements because the rulemaking process does not require amending the statute. However, some recommendations can only be implemented through congressional action. The proposed bill is generally consistent with the WGA recommendations, and WGA offers its support for the portions of the bill that are consistent with existing Western Governors' policy. In other instances, the proposed bill addresses issues where WGA has no formal policy and as to those, WGA takes no position. With respect to each section of the bill:

Title I – Enhancing the Federal-State Partnership

Section 101. Definitions

Western Governors support directing the Secretary of the Interior to define the terms "great weight" and "maximum extent possible." Both terms enhance the Secretary's consultation requirements with states when implementing the ESA.

Section 102. Recovery Teams

Governors support establishing recovery teams that are empowered to develop and implement recovery plans, propose modifications to recovery plans when appropriate, and recommend delisting and downlisting, at which point the Service shall initiate a status review of the species for purposes of considering delisting or downlisting of a listed species once the established recovery

AMERICAN OVERSIGHT

goals are met. Governors also support providing impacted states the opportunity to lead the recovery team, if they so choose.

Too often, species that meet or exceed recovery goals for more than a decade remain listed. This prevents the allocation of resources to species that are truly imperiled, reduces public support for the species on the landscape, erodes support for the ESA with critical landowners, and leads to increased tension between state and federal wildlife management agencies.

Western Governors support the provision of this section that delays judicial review of a determination to delist a species until the conclusion of the statutorily mandated post-delisting monitoring review period as long as there is a federally reviewed and endorsed conservation plan in place. Delaying judicial review will allow state management plans to be implemented and evaluated for success.

Section 103. State-Federal consultation relating to conservation and recovery of wildlife.

Roughly 30 percent of all listed species have no recovery plan: some species languish more than 15 years with no discernable path to recovery. For species without recovery teams, Western Governors support empowering states to lead recovery plan development and implementation, subject to plan approval from the Secretary. This would reduce federal agency workload, allow for more efficient species recovery, and utilize local expertise to ensure local support for recovery efforts.

Section 104. Consultation with States regarding land acquisition.

Western Governors support language requiring the Secretary seek and give great weight to comments provided by states regarding proposed land acquisitions within that state's boundaries. This is consistent with WGA policy that seeks meaningful consultation opportunities for all ESA matters potentially impacting states.

Section 105. Cooperation with States and Indian Tribes.

Western Governors stress that states have primary management authority over all fish and wildlife within their borders and appreciate the language in this section recognizing this fact. Governors also support improving consultation requirements between states and the Secretary when implementing the ESA.

Section 106. State consultation regarding experimental populations.

Western Governors do not take a position regarding the specific language of this section; however, Governors generally support efforts to require increased consultation with states on matters related to ESA implementation.

Section 107. State participation in settlements.

Western Governors do not take a position regarding the specific language of this section; however, Governors generally support efforts to require increased consultation with states on matters related to ESA implementation.

Section 108. Award system for State agencies.

DRAFT

AMERICAN OVERSIGHT

No position.

Section 109. State feedback regarding U.S. Fish and Wildlife Service employees.

No position.

Title II – Encouraging Conservation Activities through Regulatory Certainty

Western Governors generally support efforts to improve regulatory certainty for public and private stakeholders that can encourage conservation. However, the Governors take no position with respect to the specific language in title II.

Title III – Strengthening Conservation Decisionmaking through Increased Transparency

Sec. 301. Policy relating to best scientific and commercial data available.

Western Governors support transparency, but also support protecting sensitive information about species or information that identifies the property of a specific landowner from disclosure under the Freedom of Information Act. Landowners frequently decline to participate in voluntary conservation programs because they fear information about their property will become part of the public record. Since private landowners control nearly 70 percent of all habitat in the United States, protecting privacy and providing certainty are critical for proper ESA implementation.

Sec. 302. Transparency of information.

Western Governors support requiring state approval before a federal agency releases state provided data. In many cases, states possess data that their laws prohibit disclosing to the public. If states provide this data to the federal agencies, and those agencies release that data to the public, states could be liable for violating their sunshine laws. Requiring state consent prior to federal agencies releasing state-provided data will alleviate this concern and result in better data for federal agencies to rely upon when making listing determinations.

Sec. 303. Information provided to States.

Western Governors support providing states with all information used in the federal decision-making process, subject to well-defined exceptions, and receiving comment from affected states prior to making a listing decision. Frequently, states possess valuable species information that federal agencies will find persuasive in listing determinations. This provision allows the federal agencies to make better decisions based on the evaluation of state data.

Sec. 304. Transparency in litigation.

No position.

Title IV—Optimizing Conservation Through Resource Prioritization

Sec. 401. Prioritization of listing petitions, reviews, and determinations.

DRAFT

AMERICAN OVERSIGHT

Western Governors support the creation of a prioritization system for addressing listing petitions, reviews, and determinations. Congress established the current listing deadlines in 1982 to encourage timely determinations from the federal agencies. However, after more than 35 years, these arbitrary deadlines have outlived their usefulness. They discourage voluntary conservation, limit the development of good science for informed decision-making, and give rise to significant litigation.

Creating a prioritization schedule ensures the immediate protection of species at the greatest risk of extinction. Further, delaying listing determinations for species with active conservation plans provides incentive for states, local government, and private individuals to engage in proactive, voluntary conservation. Incentivizing conservation can eliminate the need to list a species, which is always better than a threatened or endangered finding. Finally, a prioritization schedule gives the federal agencies flexibility to prioritize their workload without the fear of litigation.

Title V—Studies to Improve Conservation

No position.

Title VI—Reauthorization

Sec. 601. Reauthorization.

Western Governors support efforts to reauthorize appropriations for the ESA.

Western Governors acknowledge that any congressional effort to amend the ESA will be complicated and spark diverse opinions. WGA supports your work to modernize the ESA and appreciates your efforts to conduct this process in a thoughtful, bipartisan manner. Each Governor reserves judgment on whether to continue supporting this bill as it moves through the legislative process. Please do not hesitate to contact us if we can be of further assistance.

Sincerely,

Western Governors

DRAFT

AMERICAN OVERSIGHT

Stephanie M. Klapstein

From: Holly Propst <hpropst@westgov.org>
Sent: Friday, October 12, 2018 5:35 AM
To: abovingdon@mt.gov; Alex Whitaker; Alexandra Kaney; AngieByrnes; Annie McColaugh; Bill Whitacre; Britta Beckstead; Carly Cordell; CarolineGodkin; Casey Katims; Dan Baer; David Willms; Deb Kinsley; Dottie Ochoa; Glenna Reyes; GordonLarsen; hmoore@az.gov; HollyPropst; Jace Beehler; James Ogsbury; Jason Miner; Joe Rassenfoss; joepereira48@hotmail.com; Johanna Easter; John Chatburn; John Crowther; John Swartout; kadams@az.gov; Katie Mathews; Keith Gardner; Kevin Moss; kimberly.pallick@resources.ca.gov; kmathews@wdc.ca.gov; Kyler Nerison; laurel.a.johnston@hawaii.gov; Lauren DeNinno; Leslie Porter; Lisa Hiraoka; margaret.metcalfe@guam.gov; matt.konenkamp@state.sd.us; mike.mccartney@hawaii.gov; Pam Robinson; Patrick Holmes; Robert Randall; Ruchi Sadhir; Sam Eaton; Sarah Olsen; Sharlett Mena; Teal Takayama; Toni Vigil; Troy Timmons; Tyler Klimas; Ward Scott; Zach Bodhane
Subject: Weekly SAC Email - Upcoming Deadlines and Activities - October 12, 2018
Attachments: 2018 Winter Meeting Govs Draft Agenda_Hawaii.docx; DRAFT Reso_Preclearance 2018_V1.docx; Cybersecurity Resolution V1.docx; Reso Status Sheet - 10-12-18..docx; WGA PR XX 2019 Compensatory Mitigation_v3.docx; DRAFT WGA PR 2019-xx Health Care V1.docx; DRAFT Aquatic Invasive Species Bill.docx; DRAFT Aquatic Invasive Species Bill section-by-section.docx; One Fed Dec and Sec 404 Assumption_FINAL.pdf; One Fed Dec and Sec 404 Assumption_FINAL.pdf; ACE Letter_FINAL.pdf; Reimagining the Rural West - Planning Activities.docx; Zinke WGA Collaborative Conservation Task Force_FINAL.pdf; CWA 401 - Sen EPW (Maj) Letter to EPA - 20181004.pdf; WSWC Fall 2018 Policy Positions.pdf; Congressional Action Report Oct8-12-18.pdf

Welcome to the Oct. 12, 2018 edition of the WGA SAC Friday Email.

SUMMARY OF COMING EVENTS & DEADLINES
(*See details in the report and master calendar below.)*

- WGA Working Lands Roundtable: Invasive Species and Restoration – (**Ongoing Today -- Livestream**)
- Deadline: SAC Recommendations for Panelists/Participants in BISI Helena Workshop – (**Today COB**)
- Input Deadline: Draft Legislative Language -- Aquatic Invasive Species Containment – **Oct. 16**
- SAC Resolutions Call – **Oct. 18**
- SAC Recommendations Sought – Planning for Burgum Rural Development Initiative – **Oct. 19**
- Input Requested: WSWC Policy Positions **– Oct. 23**
- SAC Resolutions Call – **Oct. 25**
- SAC Resolutions Call – **Nov. 1**
- Deadline: SAC Recommendations for Panelists/Participants in BISI Hawaii Workshop – **Nov. 2**
- SAC Resolutions Call – **Nov. 8**
- Meeting / Call-in: WGA, State Invasive Species Coordinators, DOI – Discussion on Quagga/Zebra Mussels Rapid Response **– Nov. 13**
- Biosecurity and Invasive Species Initiative MT Workshop – **Nov. 14**
- SAC Resolutions Call – **Nov. 15**
- WGA New Governor Orientation Luncheon – **Nov.16**
- Ballots and Winter Meeting Briefing Books Delivered – **Nov. 27**
- SAC Call (Winter Meeting Logistics) – **Dec. 6**
- Ballot Return Deadline – **Dec. 7**
- Biosecurity and Invasive Species Initiative HI Workshop – **Dec. 9-10**

AMERICAN OVERSIGHT

- SAC Winter Meeting (Hawaii, The Big Island) – **Dec. 11**
- WGA 2018 Winter Meeting (Hawaii, The Big Island) – **Dec. 10-13**

HOUSEKEEPING

2018 Winter Meeting Update

The agenda for the 2018 Winter Meeting is coming together, attendee registration is going strong and nine Governors already have registered to join Gov. David Ige Dec. 10-13 on the Big Island. The Secretaries of Agriculture and Veterans Affairs will speak, as will the Administrator of the Small Business Administration. Governors registered to join Gov. Ige include Lolo Moliga, Kate Brown, Ralph Torres, Matt Mead, Doug Burgum, Dennis Daugaard, Brian Sandoval, Gary Herbert and Mary Fallin. Ten members from SAC have registered.

Action Item: Read the attached agenda and register here if you have not already.

WGA Staff: Joe Rassenfoss (joe@westgov.org)

RESOLUTIONS

Resolution Development – Update

- Resolution Status Sheet Updated (Attachment)
- Foreign Visitor Preclearance (Attachment)
- Cybersecurity (Attachment)
- Compensatory Mitigation (Attachment)
- Western Health Care (Attachment)

WGA Staff: Holly Propst (hpropst@westgov.org)

ACTION / REPORTING ITEMS

Biosecurity / Invasive Species

WGA Working Lands Roundtable Ongoing in Cheyenne – Join Through Livestream

The *WGA Working Lands Roundtable*, a workshop focused on the intersection of restoration and invasive species, is ongoing in Cheyenne, WY today. The event features panels focused on the *Western Governors' Biosecurity and Invasive Species Initiative*, the Chairman's Initiative of Hawaii **Gov. David Ige**. The schedule and links to watch the event livestream (both yesterday and today's sessions) is available here.

WGA Staff: Zach Bodhane (zbodhane@westgov.org)

Register Now for BISI Workshops

Registration is open for the WGA Biosecurity and Invasive Species Initiative workshop series. Please register for the workshops and send participant recommendations to Bill Whitacre. Draft agendas for all BISI workshops can be found here.

- Workshop #3: Early Detection and Rapid Response | Nov. 14 | Helena, MT | Register here.

AMERICAN OVERSIGHT

- Workshop #4: Biosecurity and Agriculture | Dec. 9-10 | Kona Coast, Island of Hawaii | Register here.

WGA Staff: Bill Whitacre (bwhitacre@westgov.org)

Quagga and Zebra Mussels

- **Sen. Bennett Aquatic Invasive Species Legislation –** One of WGA's top invasive species priorities is for DOI agencies to implement mandatory inspection and decontamination of watercraft leaving waterbodies under their jurisdiction infested with invasive quagga and zebra mussels. WGA has been working with Sen. Michael Bennet's (D-CO) office to develop bill language which would give DOI agencies the authorities necessary to conduct inspections and decontaminations. Sen. Bennet's office has indicated that they would be open to introducing the language as a stand-alone bill or attaching it to another vehicle, most likely a Bureau of Reclamation reauthorization. They have requested WGA's input on the draft bill language, as well as WGA's help to promote the language and identify a Republican Senator to co-sponsor the bill.

  Action Item: Please review the attached draft language and section-by-section description of a draft bill providing DOI authorities for aquatic invasive species containment. Send any comments on the language or suggestions for Republican co-sponsors to Bill Whitacre by COB on Oct. 16.

- **Mussels Meeting with DOI on Nov. 13, Helena MT –** On Nov. 13 (the eve of the third WGA BISI workshop), WGA plans to host a meeting between state aquatic invasive species (AIS) staff and Department of the Interior (DOI) staff, including Scott Cameron, DOI Principal Deputy Assistant Secretary for Policy, Management and Budget. The meeting will address report language included with the House FY19 Interior, Environment, and Related Agencies Appropriations bill directing DOI, USDA, and USACE to work with WGA and western states to develop a joint Federal/State incident command system for rapid response for new invasive quagga and zebra mussel detections. Committee staff did not consult with WGA or western states before including the language.

  Action Item: Participation from SAC members in this meeting, either in person or by phone, would help advance western states' goals on this issue. The meeting will run from 4:30 – 7:30 p.m. MT on Tuesday, Nov. 13th. Please call 1-800-704-9804 and enter access code: 38539797#. Please RSVP to Bill Whitacre if you plan to join the meeting.

WGA Staff: Bill Whitacre (bwhitacre@westgov.org)

Cross-Cut

Final Document: Follow-up Letter on Webinar Between Governors' Offices – WH, CEQ, EPA, USACE on One Federal Decision E.O., Delegation of Authority to States for CWA 404

The attached letter has been sent to officials at the White House, CEQ, EPA, and Corps of Engineers to follow up on the Sept. 6 webinar for SAC regarding the Administration's One Federal Decision policy and states' assumption of primary permitting under Clean Water Act Section 404. The letter includes a series of questions for the Administration on its plans for implementation and the impacts on – and potential roles for – western states.

WGA Staff: Ward Scott (wscott@westgov.org) and Britta Beckstead (bbeckstead@westgov.org)

Energy

Final WGA Document: Affordable Clean Energy Plan Letter on EPA Failure to Consult

At the Sept. 14 SAC meeting, SAC directed WGA staff to draft a letter on EPA's proposed rule to replace the Clean Power Plan, the Affordable Clean Energy plan. SAC members noted EPA's failure to consult with Governors or state agencies.

AMERICAN OVERSIGHT

NV-DA-20-0615-A-006719

The attached letter highlights this failure, reminds EPA of states' sovereign status, and emphasizes that consultation cannot be accomplished through the public comment process. It aligns with other WGA work on the state-federal relationship and WGA Policy Resolution 2017-01, *Building a Stronger State-Federal Relationship*.

WGA Staff: Britta Beckstead (bbeckstead@westgov.org)

Rural Development

Vice Chairman Initiative Planning – "Reimagining the Rural West"

WGA requests SAC assistance with populating the advisory group for the next Chair's Initiative, Reimagining the Rural West. The advisory group will provide feedback and assist with scoping efforts during the planning year of the initiative. See the attached planning activities document for more details.

Action Item: Please connect WGA with the appropriate person in your Governor's office with policy expertise related to rural development by COB on Oct. 19.

WGA Staff: Lauren DeNinno (ldeninno@westgov.org), Britta Beckstead (bbeckstead@westgov.org) and Kevin Moss (kmoss@westgov.org)

Species Conservation / ESA

Final WGA Document: Letter to DOI Regarding WGA Task Force on Collaborative Conservation

Attached please find a WGA letter to Secretary Zinke regarding the proposal to develop a Western Governors' Task Force on Collaborative Conservation. Through the Task Force, WGA will bring together high-level state and federal representatives to collaboratively identify opportunities for proactive conservation of at-risk species.

Beyond identifying at-risk species and coordinating regional species and habitat conservation efforts, the Task Force will also provide a forum for dialogue on policies, programs, data sharing, implementation and stakeholder outreach to promote a regional exercise direct mutual state-federal efforts to prioritize conservation efforts and land management strategies.

WGA Staff: Zach Bodhane (zbodhane@westgov.org)

Water

WRDA Reauthorization

- **Senate Passes Water Resources Development Legislation** – On Oct. 10, the Senate passed S. 3021, *America's Water Infrastructure Act of 2018*, by a vote of 99-1. The House had passed the bill unanimously by voice vote on Sept. 13. S. 3021 will now go to President Trump to be signed into law. The bill, which authorizes numerous water storage/delivery and flood control projects, contains several provisions which align with WGA policy and corresponds with the Western Governors' call for Congress to "authorize water resources development legislation on a regular schedule" (*i.e.*, on a biennial basis). The four titles of S. 3021 address: (i) water resources development; (ii) drinking water system improvement; (iii) energy; and (iv) other matters, including expansion of water infrastructure funding and financing.

  WGA is compiling an analysis. It will be circulated next week.

WGA Staff: Ward Scott (wscott@westgov.org)

Clean Water Act Section 401

- **Senators Send Letter to EPA Urging Agency Action on Clean Water Act Section 401** – On Oct. 4, Senators Barrasso, Capito, Daines, Enzi, and Inhofe sent a letter to EPA Acting Administrator Andrew Wheeler, urging the agency to "work with other

AMERICAN OVERSIGHT

federal agencies to determine whether new clarifying guidance or regulations are needed in light of recent of abuses of the [CWA] Section 401 process by certain states." The letter requests that the agency "take immediate steps to review" its current guidance because a "select number of states have hijacked Section 401 to delay or block the development of natural gas pipelines and a coal export terminal." This letter represents another concerning call to curtail state authority under Section 401 as part of larger efforts to streamline environmental permitting processes.

WGA Policy Resolution 2018-08, *Water Quality in the West*, expresses that "Section 401 is operating as it should, and states' mandatory conditioning authority should be retained without amendment." Additionally, a WGA-led coalition of ten associations of state officials sent an Aug. 9 letter to Congressional leadership, expressing concerns about various proposals to alter the state water quality certification under Section 401 and urging Congress to "reject any legislative or administrative effort that would diminish, impair or subordinate states' ability to manage or protect water quality within their boundaries."

- **EPA Quarterly Outreach Meeting Focusing on Water Issues –** On Oct. 8, WGA Policy Advisor Ward Scott attended EPA's Quarterly Outreach Meeting with Intergovernmental Associations at EPA headquarters, the focus of which was "Updates and Dialogue on Key Water Issues." The agenda included updates on EPA's plans for: (i) Waters of the United States – Next Steps; (ii) CWA Section 404(c) process: proposing changes to EPA's authority, pre-, during, and post-permit issuance; (iii) CWA Section 404(g): potential changes to regulations governing state assumption of CWA dredge and fill program; and (iv) CWA Section 401: state authority to certify and impose conditions on federal discharge permits.

  EPA officials stated that the agency has developed a new WOTUS rule, which is currently in review at OMB and will be released in a Notice of Proposed Rulemaking soon. However, they would not commit to a timeline or discuss specifics about what will be included in the newly developed rule.

  EPA officials expressed that the agency is heavily focused on state assumption of permitting authority under CWA Section 404 (dredge/fill permitting) and is seeking states that are interested in taking on the authority. They stated that the main impediment to state assumption – which waters can be assumed by states – has been clarified in a July 30 memo from the Army Corps of Engineers. EPA officials expressed that "at least seven states" have expressed interest in assuming permitting authority but refused to divulge those states. When questioned, EPA officials stated that no new funds would be made available to states wishing to administer the program and that it was the agency's hope that monetary benefits from faster permitting processes at the state level could offset costs. EPA stated that they will begin developing a rule to facilitate state assumption, which could be released by the end of 2018.

  Of concern, EPA officials stated that they will begin working on actions to address "perceived abuses" of Section 401 by certain states. When questioned, officials acknowledged that these efforts are largely being driven by two projects for which state certification under Section 401 was recently denied. Recognizing that Section 401 authority is a particularly sensitive issue to states, EPA officials were very reluctant to divulge any material details of their plans, including: (i) the areas of focus of any proposed changes; (ii) a timeline for agency action; (iii) whether action will take the form of a rulemaking (requiring public notice and comment) or something internal (*e.g.*, guidance, handbook update); and (iv) how the agency will engage with states in the process. Officials would not commit to conducting a federalism consultation with states at this time, even though the agency has acknowledged that action to change Section 401 would have federalism implications.

- **FY19 House Interior and Environment Appropriations Report Language Directs EPA to Develop Guidance to Finalize Guidance on the Implementation of CWA Section 401**

  The Fiscal Year 2019 Interior and Environment appropriations have been included in H.R. 3354, which passed the House by a vote of 211-198 and awaits Senate consideration. The House report (H. Rpt. 115-765) includes the following language addressing Clean Water Act (CWA) Section 401:

  > The Committee encourages the Administrator of the Environmental Protection Agency to finalize guidance on the implementation of Clean Water Act Section 401 (33 U.S.C. 1341). Such guidance shall reinforce that the statutory time period for review does not exceed one year, that the scope of review is limited to Federal water quality standards, and that waiver of the certification obligation occurs when a State fails to act within one year from the date of application. The guidance shall also include a suggested

AMERICAN OVERSIGHT

schedule for a State making a Section 401 decision, which recognizes that the entirety of the State's review must occur within one year.

This language reflects a larger effort to curtail states' authority to implement Section 401 and is particularly concerning because such a prescribed result would substantially narrow the scope of state review and limit their flexibility to processes applications for certification (which would ultimately result in a greater number of denials). To remove the concerning language from the House report, the conference committee must affirmatively contradict or reverse the position.

Action Item: Please contact the offices of any conference committee members you have relationships with (listed below) and express that the report language addressing Section 401 would likely result in the curtailment of states' authority to protect water resources within their boundaries and that the language should be affirmatively withdrawn by language in the conference committee report.

House conferees include: Rep. Rodney Frelinghuysen (R-NJ); Rep. Robert Aderholt (R-AL); Rep. Mike Simpson (R-ID); Rep. Ken Calvert (R-CA); Rep. Tom Cole (R-OK); Rep. Mario Diaz-Balart (R-FL); Rep. Tom Graves (R-GA); Rep. David Young (R-IA); Rep. John Rutherford (R-FL); Rep. Nita Lowey (D-NY); Rep. David Price (D-NC); Rep. Sanford Bishop (D-GA); Rep. Betty McCollum (D-MN); Rep. Michael Quigley (D-IL); and Rep. Chellie Pingree (D-ME).

Senate conferees include: Sen. Richard Shelby (R-AL); Sen. Susan Collins (R-ME); Sen. Lisa Murkowski (R-AK); Sen. John Hoeven (R-ND); Sen. James Lankford (R-OK); Sen. Cindy Hyde-Smith (R-MS); Sen. Patrick Leahy (D-VT); Sen. Jack Reed (D-RI); Sen. Tom Udall (D-NM); Sen. Jeff Merkley (D-OR); and Sen. Chris Coons (D-DE).

WGA Staff: Ward Scott (wscott@westgov.org)

SAC Review Sought – WSWC Policy Positions

The Western States Water Council (WSWC) 2018 Fall Meeting will be held on Oct. 23-26 in Coeur D'Alene, ID. In advance of its Meeting, WSWC has shared, for SAC review, policy positions which will be considered, including: (i) A Vision on Water; (ii) Federal Water and Climate Data Collection and Analysis Programs; (iii) Drought Preparedness, Prediction, and Early Warning Programs; (iv) Bureau of Reclamation Drought Response Program; (v) States' Water Rights and Natural Flows; (vi) Clean Water Act Jurisdiction; and (vii) State CWA Section 401 Certification Authority. Attached are the proposed WSWC Positions, along with a memorandum providing analysis of each Position as it relates to applicable WGA policy.

Action Item: Please review the proposed WSWC Policy Positions and corresponding WGA analysis and contact your state's designated WSWC representative before Oct. 23 with any concerns that can be addressed at WSWC's upcoming Fall Meeting. Also, please do not hesitate to contact me directly with any questions or concerns.

WGA Staff: Ward Scott (wscott@westgov.org)

HAPPENING ON THE HILL

WGA Congressional Action Report

See the attached WGA Congressional Action Report for all the action on the Hill this week. All the action was in the Senate this week, as the House is in recess through the elections. The full 115th Congress will be back, post-election, to complete action on funding matters. The current continuing resolution will keep the government open through Dec. 7, 2018.

WGA Staff: Holly Propst (hpropst@westgov.org)

IN THE EXECUTIVE BRANCH

DOE Seeks Comment on High-Level Waste Interpretation

AMERICAN OVERSIGHT

The Department of Energy (DOE) is seeking input (83 FR 50909, Oct. 10, 2018) on its interpretation of the definition of the statutory term "high-level radioactive waste" (HLW). The term indicates that not all wastes from the reprocessing of spent nuclear fuel ("reprocessing wastes") are HLW. Under this interpretation, DOE would dispose of some reprocessing wastes in accordance with their radiological characteristics (and not as HLW), rather than in a HLW repository. Certain wastes from Hanford in Washington and the Idaho National Laboratory would be eligible for disposal at low-level waste repositories under the interpretation. Input is due to DOE by December 10, 2018.

WGA Staff: Troy Timmons (ttimmons@westgov.org)

MASTER CALENDAR DETAIL

Thursday, October 11 through Friday, October 12, 2018 **(ONGOING – LIVESTREAM AVAILABLE)**	**WGA Working Lands Roundtable: Invasive Species and Restoration** Cheyenne, Wyoming
Friday, October 12, 2018 **(TODAY)**	**Deadline**: SAC Recommendations for Panelists/Participants in BISI Helena Workshop
Tuesday, October 16, 2018 **(COB)**	**Input Deadline**: Draft Legislative Language -- Aquatic Invasive Species Containment
Thursday, October 18, 2018	**SAC Resolutions Call** 2 p.m. MT / 4 p.m. ET 1-800-704-9804, access code 38539797#
Friday, October 19, 2018 **(COB)**	**SAC Recommendations Sought** – Planning for Burgum Rural Development Initiative
Tuesday, October 23, 2018	**Input Requested**: WSWC Policy Positions
Thursday, October 25, 2018	**SAC Resolutions Call** 2 p.m. MT / 4 p.m. ET 1-800-704-9804, access code 38539797#
Thursday, November 1, 2018	**SAC Resolutions Call** 2 p.m. MT / 4 p.m. ET 1-800-704-9804, access code 38539797#

AMERICAN OVERSIGHT

NV-DA-20-0615-A-006723

Friday, November 2, 2018	**Deadline**: SAC Recommendations for Panelists/Participants in BISI Hawaii Workshop
Thursday, November 8, 2018	**SAC Resolutions Call** 2 p.m. MT / 4 p.m. ET 1-800-704-9804, access code 38539797#
Tuesday, November 13, 2018	**Meeting – WGA, State Invasive Species Coordinators, DOI – Discussion on Quagga/Zebra Mussels Rapid Response** 4:30 – 7:30 p.m. MT 1-800-704-9804 / code 38539797#
Wednesday November 14, 2018	**Biosecurity and Invasive Species Initiative Workshop** Helena, Montana Register here.
Thursday, November 15, 2018	**SAC Resolutions Call** 2 p.m. MT / 4 p.m. ET 1-800-704-9804, access code 38539797#
Friday, November 16, 2018	**WGA New Governor Orientation Luncheon** Noon MT / 2 p.m. MT Broadmoor Hotel, Schreyvogel Room, CO Springs, CO
Tuesday, November 27, 2018	**Ballots and Winter Meeting Briefing Books Delivered**
Thursday, December 6, 2018	**SAC Call – Winter Meeting Logistics**
Friday, December 7, 2018	**Ballots Requested Back to WGA**
Sunday, December 9 through Monday December 10, 2018	**Biosecurity and Invasive Species Initiative Workshop** Fairmont Orchid, Hawaii, The Big Island Register here.
Monday, December 10 through Thursday, December 13, 2018	**WGA 2018 Winter Meeting** Fairmont Orchid, Hawaii, The Big Island
Tuesday, December 11, 2018	**SAC Winter Meeting** Fairmont Orchid, Hawaii, The Big Island

AMERICAN OVERSIGHT

NV-DA-20-0615-A-006724

Sunday, June 9 through Wednesday, June 12, 2019	**WGA 2019 Annual Meeting** Vail, Colorado

AMERICAN OVERSIGHT

NV-DA-20-0615-A-006725

October10, 2018

The Honorable Ryan Zinke
Secretary
United States Department of the Interior
1849 C Street, N.W.
Washington D.C. 20240

Dear Secretary Zinke:

Western Governors, through the Western Governors' Association (WGA), write to express our goal to engage the U.S. Department of the Interior (DOI) in an ongoing and substantive partnership to prioritize conservation actions for at-risk species and preserve the integrity of western working landscapes and communities. To accomplish this goal, WGA proposes to develop the Western Governors' Task Force on Collaborative Conservation (Task Force).

Western Governors are appreciative of your September 10, 2018 Memorandum to DOI Heads of Bureaus and Offices and your July 17, 2018 Memorandum of Understanding with the Association of Fish and Wildlife Agencies and the Western Association of Fish and Wildlife Agencies recognizing the authority and expertise of states in managing wildlife within their borders. In addition to reliance on state agency expertise and knowledge in fish and wildlife management, collaboration with states is a necessary component of any successful species conservation effort. Cooperation between states and federal agencies is necessary to address the large-scale conservation needs that span federal, state and private lands and require a cross-boundary management approach. Moreover, efforts like the State-Federal Sage Grouse Task Force demonstrate Western Governors' ability to lead regional conservation efforts.

Western states are home to diverse and bountiful wildlife populations that contribute to economic opportunity and quality of life. At the same time, a working landscape operating on the principles of multiple use is key to the prosperity of western communities. Throughout the history of the West, species conservation and working land development have been characterized as competing interests. The Task Force will challenge this narrative by providing a venue for state and federal officials to engage in solutions-oriented dialogue on policies, programs, data sharing efforts and other actions to collectively identify and prioritize actions to conserve and manage at-risk western wildlife populations and landscapes.

A truly collaborative and proactive approach to species conservation efforts in the West is long overdue. Western Governors propose to build upon ongoing efforts to increase coordination among stakeholders, pursue on-the-ground conservation actions, and improve habitat for at-risk species. Our objective is to create a coordinated regional effort to identify at-risk species and landscapes and direct a multi-faceted response long before the threat of an Endangered Species Act (ESA) listing is imminent. The explanatory statement accompanying H.R. 1625, the Consolidated Appropriations Act of 2018 (Pub. L. 115-141), recognizes the value of such an approach and notes that the U.S. Fish and Wildlife Service (Service):

> should look to its other programs and its partners to fund and implement conservation activities on the ground. The Service is commended for its efforts in the Southeast to work with States and others to preclude the need to list many of the

AMERICAN OVERSIGHT
NV-DA-20-0615-A-006726

hundreds of species recently petitioned for listing, and is expected to expand this model nationwide.

Through the Task Force, Western Governors propose to partner with the Service and other DOI agencies to fulfill this congressional direction. Few groups are as well situated as WGA to lead such an effort. Western Governors have a proven track record in leading regional dialogues on Species Conservation and the ESA, National Forest and Rangeland Management, and Biosecurity and Invasive Species.

Governors are ready, willing and able to engage with DOI to achieve mutually-identified conservation goals developed in concert with private landowners, local governments, and multiple stakeholders. We look forward to your response and working with you to advance proactive conservation solutions for the betterment of western wildlife and communities.

Sincerely,

David Ige
Governor of Hawai'i
Chair, WGA

Doug Burgum
Governor of North Dakota
Vice Chair, WGA

cc: David Bernhardt, Deputy Secretary, U.S. Department of the Interior
Jim Kurth, Acting Director, U.S. Fish and Wildlife Service

AMERICAN OVERSIGHT

Western States Water Council – Fall 2018 Policy Positions to be Considered

The Western States Water Council (WSWC) 2018 Fall Meeting will be held on October 23-26 in Coeur D'Alene, Idaho. This memorandum is intended to provide a summary of WSWC policy positions that will be considered for renewal or adoption.

Position Nos. 384, 385, 386, 387, and 388 are scheduled to sunset and will be considered for revision/re-adoption. Position 410, addressing "Waters of the United States" and the jurisdictional scope of the federal Clean Water Act (CWA) will be considered for revision. Additionally, a newly-drafted position addressing state authority under CWA Section 401 will be considered.

Action Item: Please review the proposed WSWC Policy Positions and corresponding WGA analysis and contact your state's designated WSWC representative with any concerns that can be addressed at WSWC's upcoming Fall Meeting. For additional information, please contact WGA Policy Advisor Ward Scott (wscott@westgov.org)

(Sunsetting) Position 384: A Vision on Water

WSWC Principles

- Water must be elevated to a higher public policy priority given the importance of the resource to our public health, economy, food security, environment, and western way of life. We must cultivate a western water conservation ethic through greater understanding of, and appreciation for, water's value.

- State primacy is fundamental to a sustainable water future. Federal water planning, policy development, regulation, protection, and management must recognize, defer to, and support state water laws, plans, policies, programs, water rights administration, adjudication and regulation, compacts and settlements. Rather than attempt to dictate water policy, the federal government should engage states early in meaningful consultation and contribute its fair share of funding to support implementation of state water planning and management, thus avoiding, or at least minimizing, the need for federal regulatory mandates.

- An integrated, collaborative, and grassroots approach to water resources management is critical to the environmentally sound and efficient use of our water resources. States, federal agencies, tribes, and local communities should work together to identify water problems and develop optimal solutions at the lowest appropriate level. Striving for cooperation rather than litigation, we must recognize and respect national, state, regional, local and tribal differences in values related to water resources.

- Sustainable water resource management and development should yield long term economic growth, enhanced protection and restoration of significant aquatic ecosystems, and improved economic and environmental security and quality of life.

AMERICAN OVERSIGHT

- A secure and sustainable water future will be determined by our ability to maintain, replace, expand and make the most efficient use of critical water infrastructure. We must preserve and improve existing infrastructure, as well as encourage and support innovative water supply strategies and new storage options to better balance supplies with demands.

- All levels of government must prioritize the collection, analysis and open sharing of reliable data regarding water availability, quality, and usage given its importance to research for sound science and data driven decision making.

Applicable WGA Policy

- Policy Resolution 2018-08, *Water Resource Management in the West:*

    - **(A)(1):** Water is a crucial resource for communities, industries, habitats, farms, and western states. Clean, reliable water supplies are essential to maintain and improve quality of life. The scarce nature of water in much of the West makes it particularly important to our states.

    - **(A)(2):** States are the primary authority for allocating, administering, protecting, and developing water resources, and they are primarily responsible for water supply planning within their boundaries. States have the ultimate say in the management of their water resources and are best suited to speak to the unique nature of western water law and hydrology.

    - **(A)(4):** Strong state, regional and national economies require reliable deliveries of good-quality water, which in turn depend on adequate infrastructure for water and wastewater.

    - **(A)(5):** Western Governors recognize the essential role of partnership with federal agencies in western water management and hope to continue the tradition of collaboration between the states and federal agencies.

    - **(B)(3) Western States Require Innovative and Integrated Water Management:** Western Governors believe effective solutions to water resource challenges require an integrated approach among states and with federal, tribal and local partners. Federal investments should assist states in implementing state water plans designed to provide water for municipal, rural, agricultural, industrial and habitat needs, and should provide financial and technical support for development of watershed and river basin water management plans when requested by states.

      Integrated water management planning should also account for flood control, water quality protection, and regional water supply systems. Water resource planning must preserve state authority to manage water through policies which recognize state law and financial, environmental and social values of water to citizens of western states today and in the future.

    - **(B)(4) Western States Need Reliable Water Resources Information:** Basic information on the status, trends and projections of water resource availability is essential to sound water management.

AMERICAN OVERSIGHT

Analysis: The principles expressed in WSWC's Position No. 384 are reflective of, and in no way conflict with, the policy positions included in WGA Policy Resolution 2018-08.

(Sunsetting) Position No. 385: Federal Water and Climate Data Collection and Analysis Programs

WSWC Policy Position: WSWC urges the Administration and Congress to give a high priority to the allocation and appropriation of sufficient funds for weather and climate observation programs.

Nexus to WGA Policy:

- Policy Resolution 2018-08, *Water Resource Management in the West*:
    - **(B)(4) Western States Need Reliable Water Resource Information:** Basic information on the status, trends and projections of water resource availability is essential to sound water management.
    - **(B)(4)(a) Basic Water Data:** Western Governors support the U.S. Geological Survey's Groundwater and Streamflow Information Program, the Natural Resources Conservation Service's Snow Survey and Water Supply Forecasting Program, the National Oceanic and Atmospheric Administration's weather and hydrology-related data collection, monitoring, and drought information programs, and the National Aeronautics and Space Administration's National Land Imaging (Landsat) Program with its thermal infrared sensor. Western Governors support federal efforts to coordinate water data gathering and information programs across multiple agencies.
    - **(B)(4)(b) Extreme Weather Events Planning:** Western Governors recognize the significant potential impacts of extreme weather events and variability in water supplies. Western Governors urge Congress and the Administration to work closely with states and other resource managers to improve predictive and adaptive capabilities for extreme weather variability and related impacts. We specifically urge the federal government to place a priority on improving the sub-seasonal and seasonal precipitation forecasting capabilities that could support water management decision-making.

Analysis: WSWC's Position No. 385 is largely reflective of, and in no way conflicts with, the policy positions included in WGA Policy Resolution 2018-08.

(Sunsetting) Position No. 386: Drought Preparedness, Prediction, and Early Warning Programs

WSWC Policy Position: WSWC urges the Administration and Congress to support federal programs including, but not limited to, NIDIS and other programs designed to improve our forecasting and response capabilities.

AMERICAN OVERSIGHT

Nexus to WGA Policy:

- Policy Resolution 2018-08, *Water Resource Management in the West*:

    - **(B)(5) Drought Preparedness and Response:** As exceptional levels of drought persist across the West, Governors are leading on drought preparedness and response through the Western Governors' Drought Forum. The Drought Forum provides a framework for leaders from states, businesses, non-profits, communities, research organizations and federal agencies to share best practices and identify policy options for drought management.

    - **(B)(5)(a) Data and Analysis:** Basic data on snowpack, streamflow and soil moisture is essential to understanding drought. Though a great deal of information already exists, enhanced drought data collection and real-time analysis at a higher resolution is essential. Governors support state and federal efforts to maintain adequate collection of drought and water data, enhance data networks where appropriate, and facilitate better use of existing information.

      The Governors appreciate the collaborative efforts on drought provided through NOAA's National Weather Service River Forecast Centers and Weather Forecast Offices, and the Office of Atmospheric Research's labs and programs, such as the National Integrated Drought Information System (NIDIS).

Analysis: WSWC's Position No. 386 is largely reflective of, and in no way conflicts with, the policy positions included in WGA Policy Resolution 2018-08.

Position No. 387: Bureau of Reclamation Drought Response Program

WSWC Policy Positions:

- WSWC strongly supports legislation to permanently authorize Title I activities under the Reclamation States Emergency Drought Relief Act and provide for adequate appropriations to meet priority needs and continue the Reclamation Drought Response Program.

- WSWC urges and encourages the Administration and Congress to assess and consider the need for a comprehensive national drought preparedness and response program on par with federal efforts to address other natural disasters such as hurricanes, tornadoes, and similar extreme events.

Nexus to WGA Policy:

- Policy Resolution 2018-08, *Water Resource Management in the West*:

    - **(B)(4)(f) Working within Institutional Frameworks to Manage Drought:** Legal frameworks and regulatory regimes can sometimes limit the ability of state, local and federal agencies to respond quickly to drought conditions. Governors believe that innovative, flexible policy solutions, such as streamlined processing of temporary water transfers, should be considered when managing drought.

AMERICAN OVERSIGHT

- **(B)(4)(g) Communication and Collaboration:** Communication among state officials, federal agency representatives, water providers, agricultural users and citizens is a crucial component of effective drought response. The Western Governors' Drought Forum will continue to provide a framework for sharing best practices through its online resource library, informational webinars, and strategy sharing meetings for the duration of this resolution.

Analysis: WGA policy does not address activities under the Reclamation States Emergency Drought Relief Act or Reclamation Drought Response Program. Otherwise, WSWC's Position No. 387 aligns with the policy positions included in WGA Policy Resolution 2018-08.

(Sunsetting) Position No. 388: States' Water Rights and Natural Flows

WSWC Policy Positions:

- WSWC urges USACE to recognize the legal right of states to develop, use, control, distribute and allocate states' surface waters, including natural flows.

- Any policy of USACE to require storage contracts to access natural flows within a reservoir boundary would be a violation of states' rights to develop, use, control, and distribute surface water.

- WSWC opposes any efforts that would diminish the primary and exclusive authority of states over the allocation of surface water.

Nexus to WGA Policy

- Policy Resolution 2018-08, *Water Resource Management in the West*:

  - **(B)(1) State Primacy in Water Management:** As the preeminent authority on water management within their boundaries, states have the right to develop, use, control and distribute the surface water and groundwater located within their boundaries, subject to international treaties and interstate agreements and judicial decrees.

  - **(B)(1)(a) Federal Recognition of State Authority:** The federal government has long recognized the right to use water as determined under the laws of the various states; Western Governors value their partnerships with federal agencies as they operate under this established legal framework.

    While the Western Governors acknowledge the important role of federal laws such as the Clean Water Act (CWA), the Endangered Species Act (ESA), and the Safe Drinking Water Act (SDWA), nothing in any act of Congress or Executive Branch regulatory action should be construed as affecting or intending to affect states' primacy over the allocation and administration of their water resources.

AMERICAN OVERSIGHT

Authorization of water resources development legislation, proposed federal surplus water rulemakings, and/or storage reallocation studies should recognize natural flows and defer to the states' legal right to allocate, develop, use, control, and distribute their waters, including but not limited to state storage and use requirements.

Analysis: WSWC's Position No. 388 is largely reflective of, and in no way conflicts with, the policy positions included in WGA Policy Resolution 2018-08.

(Proposed Updates) Position 410: Clean Water Act Jurisdiction

WSWC Policy Positions: Ensure that any federal effort to clarify or define CWA jurisdiction and define "Waters of the United States":

1. Gives as much weight and deference as possible to state needs, priorities, and concerns;

2. Includes robust and meaningful state participation and consultation in the development and implementation of any rule acknowledging the inherent federalism implications;

3. Gives full force and effect to Congress' intent and the purposes of CWA language deferring to state authority over water resources;

4. Provides for a rebuttable presumption that perennial streams are WOTUS, and that ephemeral and intermittent streams are not, but rather are presumed to be protected as "waters of the state" under state law and policy;

5. Recognizes that Justice Kennedy's "significant nexus" test in *Rapanos* requires a connection between waters that is more than speculative or insubstantial to establish jurisdiction. Federal CWA jurisdiction efforts should also quantify "significance" to ensure that the term's usage does not extend jurisdiction to waters with a *de minimis* connection to jurisdictional waters, applied to individual waters on a case-by-case and not watershed basis;

6. Complies with the limits Congress and the U.S. Supreme Court have placed on CWA jurisdiction, while providing clear and recognizable limits to the extent of CWA jurisdiction, consistent with the plurality opinion authored by Justice Scalia in *Rapanos*;

7. Specifically excludes waters and features outside the scope of CWA jurisdiction, including:

    a. Groundwater, including any subsurface water, and groundwater that may discharge to surface waters;

    b. Man-made conveyances and related control features for water supply, stormwater and flood water management, including: (i) agricultural irrigation canals, laterals and ditches and drains; (ii) municipal and industrial water supply pipelines, conduits, and aqueducts; (iii) storm sewers, drains, and flood flow bypass features; (iv) roadside barrow pits, ditches, and culverts.

    c. Man-made impoundments on ephemeral or intermittent streams (or off stream

AMERICAN OVERSIGHT

impoundments), such as farm and stock ponds, dugouts and similar features; and

d. Dip ponds that are excavated on a temporary, emergency basis to combat wildfires and address dust abatement; and

e. Isolated, intrastate waters and wetlands, including prairie potholes and playa lakes, as well as intrastate terminal lakes, individually or in combination with similarly situated waters, and

f. Ephemeral and intermittent streams; and

g. Wetlands adjacent to intermittent streams.

8. Acknowledges that states have authority to protect all "waters of the state," and that excluding waters from federal jurisdiction does not mean that they will be exempt from state regulation and protection;

9. Continues to provide access to appropriate technical and financial assistance to the States to protect and improve water quality under existing EPA programs without regard to jurisdictional determinations;

10. Continues to provide access to appropriate technical and financial assistance to the States to protect and improve water quality under existing EPA programs without regard to jurisdictional determinations;

11. Provides for mapping of jurisdictional waters as a joint federal/state/tribal effort employing the best available data and tools, with appropriate provisions and processes for map maintenance; and

12. Includes an appropriate delay in the effective date of any new rule or otherwise allows for a transition enabling States to take such actions as may be necessary to address any gaps in state law, regulation and protection.

Nexus to WGA Policy:

- Policy Resolution 2018-12, *Water Quality in the West*:
    - **(B)(1) State Authority and Implementation of CWA:** States have jurisdiction over water resource allocation decisions and are responsible for how to balance state water resource needs within CWA objectives. New regulations, rulemaking, and guidance should recognize this state authority.
    - **(B)(1)(a) CWA Jurisdiction:** Western Governors urge EPA and the Corps to engage the states as co-regulators and ensure that state water managers have a robust and meaningful voice in the development of any rule regarding CWA jurisdiction, particularly in the early stages of development before irreversible momentum precludes effective state participation.
    - **(B)(1)(d) Groundwater:** States have exclusive authority over the allocation and administration of rights to use groundwater located within their borders and are

AMERICAN OVERSIGHT

primarily responsible for allocating, protecting, managing, and otherwise controlling the resource. The regulatory reach of the CWA was not intended to, and should not, be applied to the management and protection of groundwater resources. The federal government should not develop a groundwater quality strategy; instead, it must recognize and respect state primacy, reflect a true state-federal partnership, and comply with current federal statutory authorities.

Analysis: WSWC's policy position does not conflict with WGA policy and clearly reflects WGA's emphasis on state authority under CWA (including states' exclusive authority over groundwater resources). However, WSWC's positions go further in defining the appropriate jurisdictional bounds (and exclusions) of CWA. WGA has, in past communications with EPA and USACE, deferred to WSWC's technical analysis of such issues and has incorporated, by reference, WSWC comments to the agencies.

(New Position) WSWC Policy Position in Support of State CWA Section 401 Certification Authority

WSWC Policy Positions:

- WSWC opposes any changes that may weaken the deference to state water laws and diminish the primary state authority and responsibility for the appropriation, allocation, development, conservation, and protection of their water resources, including the protection of water quality and designated uses, as well as minimum streamflows.

- WSWC strongly supports early state engagement in federal permitting and licensing actions and the integration of state and federal environmental requirements and review processes for critical infrastructure.

Nexus to WGA Policy:

- Policy Resolution 2018-12, *Water Quality in the West*:

    - **(B)(2) Permitting:** Actions taken by EPA in its CWA permitting processes should not impinge upon state authority over water management or the states' responsibility to implement CWA provisions.

    - **(B)(2)(a) State Water Quality Certification:** Section 401 of the CWA requires applicants for a federal license to secure state certification that potential discharges from their activities will not violate state water quality standards. Section 401 is operating as it should, and states' mandatory conditioning authority should be retained without amendment.

Analysis: WSWC's newly proposed policy position addressing state authority under CWA Section 401 aligns with WGA policy.

WGA Staff: Ward Scott (wscott@westgov.org)

AMERICAN OVERSIGHT



Western States Water Council

A VISION ON WATER

Position #384 adopted on October 9, 2015

Our Mission

To ensure that the West has an adequate, secure and sustainable supply of water of suitable quality to meet its diverse economic and environmental needs now and in the future.

Our Present Condition

Water in the West is an increasingly scarce and precious resource. Population growth, competing economic and ecological demands, and changing social values have left surface and ground water supplies stressed in many areas. This has increased the number and complexity of conflicts among users and uses. A secure water future is becoming more costly and increasingly uncertain given our unpredictable climate, aging and often inadequate infrastructure, data limitations regarding water supplies and demands, competing or poorly defined water rights, and a constantly evolving regulatory landscape. Effectively addressing these challenges will require stronger collaboration and cooperation that transcends political and geographic boundaries between states, federal agencies, tribes, and local communities.

Our Principles

- Water must be elevated to a higher public policy priority given the importance of the resource to our public health, economy, food security, environment, and western way of life. We must cultivate a western water conservation ethic through greater understanding of, and appreciation for, water's value.
- State primacy is fundamental to a sustainable water future. Federal water planning, policy development, regulation, protection, and management must recognize, defer to, and support state water laws, plans, policies, programs, water rights administration, adjudication and regulation, compacts and settlements. Rather than attempt to dictate water policy, the federal government should engage states early in meaningful consultation and contribute its fair share of funding to support implementation of state water planning and management, thus avoiding, or at least minimizing, the need for federal regulatory mandates.
- An integrated, collaborative, and grassroots approach to water resources management is critical to the environmentally sound and efficient use of our water resources. States, federal agencies, tribes, and local communities should work together to identify water problems and develop optimal solutions at the lowest appropriate level. Striving for cooperation rather than litigation, we must recognize and respect national, state, regional, local and tribal differences in values related to water resources.
- Sustainable water resource management and development should yield long term economic growth, enhanced protection and restoration of significant aquatic ecosystems, and improved economic and environmental security and quality of life.
- A secure and sustainable water future will be determined by our ability to maintain, replace, expand and make the most efficient use of critical water infrastructure. We must preserve and improve existing infrastructure, as well as encourage and support innovative water supply strategies and new storage options to better balance supplies with demands.
- All levels of government must prioritize the collection, analysis and open sharing of reliable data regarding water availability, quality, and usage given its importance to research for sound science and data driven decision making.

AMERICAN OVERSIGHT

Position No. ~~385~~
(See also No. 385, 345, 320, 284, 256, and 235)
Adopted as revised October ~~9, 2015~~26, 2018



POSITION
of the
WESTERN STATES WATER COUNCIL
regarding
FEDERAL WATER AND CLIMATE DATA COLLECTION AND ANALYSIS PROGRAMS
~~Manhattan, Kansas~~ Coeur d'Alene, Idaho
October ~~9, 2015~~26, 2018

WHEREAS, the Western States Water Council is a policy advisory body representing eighteen states, and has long been involved in western water conservation, development, protection, and management issues, and the member states and political subdivisions have long been partners in cooperative federal water and climate data collection and analysis programs; and

WHEREAS, in the West, water is a critical, vital resource and sound decision-making demands accurate and timely data on precipitation, temperature, evapotranspiration, soil moisture, snow depth, snow water content, streamflow, groundwater, water quality and similar information; and

WHEREAS, the demands for water and related climate data continue to increase, and this information is used by federal, state, tribal, and local government agencies, as well as private entities and individuals to: (1) forecast flooding, drought and other climate-related events; (2) project future water supplies for agricultural, municipal, and industrial uses; (3) estimate streamflows for hydropower production, recreation, and environmental purposes, such as for fish and wildlife management, including endangered species needs; and (4) facilitate water management and administration of water rights, decrees, and interstate compacts; and

WHEREAS, without timely and accurate information, human life, health, welfare, property, and environmental and natural resources are at considerably greater risk of loss; and

WHEREAS, critical and vital information is gathered and disseminated through a number of important federal programs including, but not limited to: (1) the Snow Survey and Water Supply Forecasting Program, administered by the National Water and Climate Center (NWCC) in Portland, Oregon, and funded through USDA's Natural Resources Conservation Service (NRCS); (2) NWCC's Soil and Climate Analysis Network (SCAN); (3) the U.S. Geological Survey's (USGS) ~~Cooperative Streamgaging Program~~ Groundwater and Streamflow Information Program (GWSIP) and National Streamflow ~~Information Program (NSIP)~~Network, which are funded through the Department of Interior; (4) Landsat thermal data, archived and distributed by the USGS, and other remotely-sensed data acquired through the National Atmospheric and Space Administration (NASA) and its water-related missions; (~~5) USGS ground water measurement and monitoring~~; (~~6~~5) the National Oceanic and Atmospheric Administration's (NOAA) National Weather Service and Climate Programs Office; and (~~7~~6) the Environmental Protection Agency's National Environmental Information Exchange Network (NEIEN); and

WHEREAS, state-of-the-art technology has been developed to provide real or near real-time data in formats that can be shared and used by different computer programs with the potential to vastly improve the water-related information available to decisionmakers in natural resources and emergency management, and thus better protect the public safety, welfare and the environment; and

AMERICAN OVERSIGHT

WHEREAS, over a number of years, the lack of capital investments in water data programs has led to the discontinuance, disrepair, or obsolescence of vital equipment needed to maintain existing water resources related data gathering activities; and

WHEREAS, there is a serious need for adequate and consistent federal funding to maintain, restore, modernize, and upgrade federal water, weather and climate observation programs, not only to avoid the loss or further erosion of critical information and data, but also to address new emerging needs, with a primary focus on coordinated data collection and dissemination.

NOW THEREFORE BE IT RESOLVED, that the Western States Water Council urge the Administration and the Congress to give a high priority to the allocation and appropriation of sufficient funds for these critical, vital programs, which benefit so many, yet have been or are being allowed to erode to the point that it threatens the quantity and quality of basic data provided to a myriad, growing and diffuse number of decisionmakers and stakeholders, with significantly adverse consequences.

AMERICAN OVERSIGHT

F:\USERS\CHERYL\COMTG\Coeur d'Alene, ID - Oct 2018\Positions\#385_rev_Water & Climate Data Collection_2018Sep.docx

AMERICAN OVERSIGHT

Position No. ~~386~~
Readopted
(formerly Position No. 386, October 9, 2015 and 346, October 12, 2012)

POSITION
of the
WESTERN STATES WATER COUNCIL
regarding
DROUGHT PREPAREDNESS, PREDICTION AND EARLY WARNING PROGRAMS
~~Manhattan, Kansas~~Coeur d'Alene, Idaho
October ~~9, 2015~~26, 2018

WHEREAS, the Western States Water Council is a policy advisory body representing eighteen states, and has long been involved in western water conservation, development, protection, and management issues, and western states have a long history of promoting drought preparedness, planning and response programs, ~~-~~in cooperation with federal agencies; and

WHEREAS, in the West, water is often scarce even in "wet" years and drought is a recurring threat to our environment, economy and way of life – affecting not only the West, but also the Nation; and

WHEREAS, according to the National Centers for Environmental Information, from 2015-2017, ~~three of the top five national natural disasters, in terms of~~ economic losses~~, have been droughts, and the current exceptional drought in California and~~ due to drought have been estimated at $11.1B while also contributing to $34.1B in wildlife losses; and

WHEREAS, continuing exceptional, extreme ~~to~~and severe conditions ~~along~~ afflict the West ~~Coast~~ and elsewhere, highlighting the need for greater attention to developing more comprehensive and coordinated drought prediction, preparedness, planning and response programs at all levels; and

~~**WHEREAS**, the Western Governors' Association has taken a lead role in identifying needs and best management practices through an ongoing series of forums, webinars and reports; and~~

WHEREAS, there is a need for maintaining and improving existing monitoring networks that help provide drought early warning signals, as well as for tracking the impacts of drought; and

WHEREAS, there is a continuing need for developing new monitoring technologies, such as remote sensing, that provide more timely data on water availability and better spatial coverage for assessing drought impacts; and

WHEREAS, early drought warning systems facilitate early drought assessment and mitigation efforts to minimize drought impacts; and

WHEREAS, there is a need for continuing federal research to develop new predictive capability for precipitation at ~~intra~~subseasonal to ~~interannual~~seasonal time scales – such as research on the influence of other ocean-atmosphere interactions on the El Niño-Southern Oscillation (ENSO), the only factor now providing some limited understanding ~~of~~ for precipitation and temperature prediction; and

WHEREAS, there is a continuing need for a permanent federal role in coordination of research programs related to drought early warning and prediction;

AMERICAN OVERSIGHT

NOW THEREFORE BE IT RESOLVED, that the Western States Water Council urge the Administration and the Congress to support federal programs including but not limited to the National Integrated Drought Information System (NIDIS), under the National Oceanic and Atmospheric Administration (NOAA), and other programs designed to improve our forecasting and response capabilities.

AMERICAN OVERSIGHT

Position No. ~~387~~
Readopted
(formerly Position No. 387, October 9, 2015 and #347, October 12, 2012)

POSITION
of the
WESTERN STATES WATER COUNCIL
regarding
BUREAU OF RECLAMATION DROUGHT RESPONSE PROGRAM
~~Manhattan, Kansas~~Coeur d'Alene, Idaho
October ~~9, 2015~~26, 2018

WHEREAS, the Western States Water Council is a policy advisory body representing eighteen states and since its inception~~,~~ the Council has been actively involved in national drought preparedness, planning and response, as well as related policy and program development and implementation; and

WHEREAS, in the West, water is often scarce ~~even in "wet" years~~ and drought is a recurring threat ~~to our environment, economy and way of life – affecting not only the West, but also the Nation~~; and

WHEREAS, ~~three of the top five national natural disasters, in terms of~~ according to the National Centers for Environmental Information, from 2015-2017, economic losses~~, have been droughts, and the current exceptional drought in California and~~ due to drought have been estimated at $11.1B~~extreme to severe conditions along the West Coast and elsewhere highlight the need for greater attention to developing more comprehensive and coordinated drought prediction, preparedness, planning and response programs at all levels~~; and

~~**WHEREAS**, the Western Governors' Association has taken a lead role in identifying needs and best management practices through an ongoing series of forums, webinars and reports; and~~

WHEREAS, the Reclamation States Emergency Drought Relief Act of 1991 (43 U.S.C. 2214(c)) and subsequent reauthorizations, under Title I, provide only temporary authority for some critical Reclamation actions; and

WHEREAS, Reclamation's current Drought Response Program supports a proactive approach to drought and provides financial assistance to water managers and users to: (1) develop drought contingency plans; (2) implement drought resiliency projects to build the capacity of communities to mitigate and respond to drought – increasing the reliability of water supplies, improving water management and operational flexibility, facilitate~~e~~ing voluntary sales, transfers or exchanges of water, and provide~~e~~ing benefits for fish and wildlife and the environment; and (3) undertake emergency actions to minimize losses due to drought through temporary construction activities and other activities, including water purchases and the use of Reclamation facilities to convey and store water; and

WHEREAS, there is a continuing need for making permanent the temporary authority allowing Reclamation the flexibility to continue delivering water to meet authorized project purposes, meet environmental requirements, respect state water rights, work with all stakeholders, and provide leadership, innovation, and assistance~~,; and~~

NOW THEREFORE BE IT RESOLVED, that the Western States Water Council strongly supports legislation to permanently authorize Title I activities under the Reclamation States Emergency Drought Relief Act, and provide for adequate appropriations to meet priority needs and continue the Reclamation Drought Response Program.

BE IT FURTHER RESOLVED that the Council urge and encourage the Administration and the Congress to assess and consider the need for a comprehensive national drought preparedness and response program on par with federal efforts to address other natural disasters such as hurricanes, tornadoes and similar extreme events.

AMERICAN OVERSIGHT

Position No. ~~387~~
Readopted
(formerly Position No. 387, October 9, 2015 and #347, October 12, 2012)

F:\USERS\CHERYL\COMTG\Coeur d'Alene, ID - Oct 2018\Positions\#387_rev_USBR Drought Response Program_2018Sep.docx

AMERICAN OVERSIGHT

Position No. 4__

(formerly Position No. 388, October 9, 2015; 348, October 12, 2012)

POSITION
of the
WESTERN STATES WATER COUNCIL
regarding
STATES' WATER RIGHTS AND NATURAL FLOWS
Coeur d'Alene, Idaho
October 26, 2018

WHEREAS, the Western States Water Council strongly supports preservation of the States' inherent right to develop, use, control, and distribute water; and

WHEREAS, States have exclusive authority over the allocation and administration of rights to the use of surface water located within their borders and are primarily responsible for protecting, managing and otherwise controlling the resource; and

WHEREAS, States are in the best position to protect and allow for the orderly and rational allocation and administration of the resource through state laws and regulations that are specific to their individual circumstances; and

WHEREAS, the Flood Control Act of 1944 specifically declared the policy of Congress to recognize the interests and rights of the Missouri River Basin States in determining the development of the watersheds within their borders and likewise their interests and rights in water use and control, and to preserve and protect to the fullest extent established and potential uses of the rivers' natural flows, those flows being the natural flows that would pass through the states in the absence of the U.S. Army Corps of Engineers dams; and

WHEREAS, the federal government has long recognized the right to use water as determined under the laws of the various states; and

WHEREAS, the various states have the authority and duty to manage permitting of stored water to supplement natural flows; and

WHEREAS, federal agencies in the western states, such as the Bureau of Reclamation, generally recognize western water laws and natural flows through reservoir operations, with releases from storage that supplement natural flows, and water service contracts that supplement natural flow; and

WHEREAS, representatives of the U.S. Army Corps of Engineers have indicated that all waters entering its Missouri River mainstem reservoirs are stored waters to be allocated and controlled by the U.S. Army Corps of Engineers without recognition of the States' rights to natural flows being separate from the captured floodwaters stored within those reservoirs; and

AMERICAN OVERSIGHT

(formerly Position No. 388, October 9, 2015; 348, October 12, 2012)

WHEREAS, in its Proposed Rule on Use of U.S. Army Corps of Engineers Reservoir Projects for Domestic, Municipal & Industrial Water Supply (81 FR 91556) the Corps asserts that its contracting authority over surplus waters was intended by Congress to include "withdrawals that could potentially have been accommodated from the natural flow of the river had the reservoir never been constructed" (at 91565).

NOW, THEREFORE, BE IT RESOLVED, that the Western States Water Council urge the Army Corps of Engineers to recognize the legal right of the States to the development, use, control, distribution and allocation of the States' surface waters, including natural flows.

BE IT FURTHER RESOLVED, that any policy of the U.S. Army Corps of Engineers to require storage contracts to access natural flows within a reservoir boundary would be a violation of the States' rights to develop, use, control, and distribute surface water.

BE IT FURTHER RESOLVED, that the Western States Water Council opposes any and all efforts that would diminish the primary and exclusive authority of States over the allocation of surface water.

**Nebraska abstained from voting on the position in October 2012.*

AMERICAN OVERSIGHT

Position No. ___
Revised and Readopted
(*see former Positions No. 410 – June 29, 2017 and No. 369 – July 18, 2014)*

RESOLUTION
of the
WESTERN STATES WATER COUNCIL
regarding
CLEAN WATER ACT JURISDICTION
Couer d'Alene, Idaho
October 26, 2018

WHEREAS, the Clean Water Act (CWA) is built upon the principle of cooperative federalism in which Congress intended the states, the Environmental Protection Agency (EPA), and the U.S. Army Corps of Engineers to implement the CWA as partners, delegating co-regulator authority to the states;

WHEREAS, the CWA's cooperative federalism framework has resulted in significant water quality improvements since the law's enactment in 1972, and western states have made great strides in protecting water quality and coordinating water quality and water quantity decisions; and

WHEREAS, EPA has actively sought meaningful state consultation, engagement and participation in its review and development of a new proposed rule to define Waters of the United States; and

WHEREAS, States are best positioned to manage the water within their borders because of their on-the-ground knowledge of the unique aspects of their hydrology, geology, and legal frameworks; and

WHEREAS, States have both state statutory and constitutional authority pursuant to their "waters of the state" jurisdiction to protect the quality of waters within their borders and such jurisdiction generally extends beyond the limits of federal jurisdiction under the CWA; and

WHEREAS, CWA Section 101(b) supports the states' critical role in protecting water quality by stating: "It is the policy of Congress to recognize, preserve, and protect the primary responsibilities and rights of States to prevent, reduce, and eliminate pollution;" and

WHEREAS, CWA Section 101(g) further provides that the primary and exclusive authority of each state to "allocate quantities of water within its jurisdiction shall not be superseded, abrogated, or otherwise impaired by this Act;" and

WHEREAS, a one-size-fits-all national approach to federal regulations, guidance, and programs pertaining to the CWA does not recognize specific conditions and needs in the West, where water can be scarce and a variety of unique waterbodies exist, including but not limited to small ephemeral washes and arroyos, snow dependent intermittent streams, effluent dependent and dominated streams, prairie potholes, playa lakes, and terminal lakes, as well as numerous man-made reservoirs, impoundments, and water and stormwater conveyance structures; and

~~**WHEREAS**, past federal efforts to clarify the extent of CWA jurisdiction following the U.S. Supreme Court's decisions in SWANCC v. U.S. Army Corps of Engineers, 531 U.S. 159 (2001), and Rapanos v. United States, 547 U.S. 715 (2006), failed to include adequate state consultation in their development, despite repeated requests from the Western States Water Council to do so; and~~

WHEREAS, physical, biological, and chemical differences between waters, and hydrologic differences, both spatially and temporally, as well as considerable differences in legal doctrines that govern water in western states, mean that any federal effort to clarify CWA jurisdiction will inevitably impact each State differently, thus underscoring the need to thoroughly involve states in developing and

AMERICAN OVERSIGHT

implementing any rule so as to clearly respect and avoid conflict with state authority over the regulation of water quality and the allocation of waters and water rights within their respective borders; and

WHEREAS, any efforts to redefine or clarify CWA jurisdiction have, on their face, numerous federalism implications that have the potential to significantly impact states and alter the distribution of power and responsibilities among the states and the federal government~~, and therefore trigger federalism consultation with the states under Executive Order 13132~~; and

WHEREAS, as co-regulators, States are separate and apart from the general public, and have a unique role with the federal government in the development and implementation of any rule to clarify or redefine CWA jurisdiction; and

~~**WHEREAS**, information-sharing does not equate to meaningful consultation, and the uncertainty and differences of opinion that exist regarding CWA jurisdiction requires EPA and the Corps to develop and implement federal CWA jurisdiction efforts in authentic partnership with the states; and~~

WHEREAS, uncertainty and differences of opinion have and continue to exist regarding CWA jurisdiction among States, and challenge EPA and the Corps to develop and implement any new rule in authentic partnership with the States, based on principles of cooperative federalism, and together to provide greater certainty and a clearer definition of the limits of federal jurisdiction; and

WHEREAS, perennial streams with a "relatively permanent surface water connection" to navigable waters are now presumptively considered to be under federal CWA jurisdiction, consistent with Justice Scalia's plurality opinion in *Rapanos*; and

WHEREAS, the vast majority of streams in the West are intrastate and intermittent or ephemeral, with little if any connection to waters that are "navigable in fact," nor significantly impact the physical, biological or chemical integrity of WOTUS, including arroyos, coulees, washes and similar features; and

WHEREAS, an expansive definition of Waters of the United States that includes ephemeral and intermittent streams requires States to designate uses for those streams and set water quality standards to protect those uses, as well as develop Total Maximum Daily Loads, without weighing related costs and benefits, which is an inefficient and ineffective application of limited state and federal resources; and

NOW, THERFORE BE IT RESOLVED that Congress and the Administration should ensure that any federal effort to clarify or define CWA jurisdiction and define Waters of the United States:

1. Gives as much weight and deference as possible to state needs, priorities, and concerns.

2. Includes robust and meaningful state participation and consultation in the development and implementation of any rule, ~~should take place as early as possible, and before the publication of any proposal for public comment, when irreversible momentum may preclude effective state participation and the consideration of alternate ways of meeting federal objectives~~ acknowledging the inherent federalism implications. ~~and comply with Executive Order 13132's state consultation criteria.~~

3. Gives full force and effect to ~~and does not diminish or in any way detract from~~ Congress' intent and the purposes of CWA Sections 101(b) and 101(g).

4. Provides for a rebuttable presumption that perennial streams are WOTUS, and that ephemeral and intermittent streams are not, but rather are presumed to be protected as "waters of the

AMERICAN OVERSIGHT

state" under state law and policy.

5. Recognizes that Justice Kennedy's "significant nexus" test in *Rapanos* requires a connection between waters that is more than speculative or insubstantial to establish jurisdiction. Federal CWA jurisdiction efforts should also quantify "significance" to ensure that the term's usage does not extend jurisdiction to waters with a *de minimis* connection to jurisdictional waters, applied to individual waters on a case-by-case and not watershed basis.

6. Complies with the limits Congress and the U.S. Supreme Court have placed on CWA jurisdiction, while providing clear and recognizable limits to the extent of CWA jurisdiction, consistent with the plurality opinion authored by Justice Scalia in *Rapanos*.

7. Specifically excludes waters and features outside the scope of CWA jurisdiction, including:

   (a) Groundwater, including any subsurface water, and groundwater that may discharge to surface waters;

   (b) Man-made conveyances and related control features for water supply, stormwater and flood water management, including: (i) agricultural irrigation canals, laterals and ditches and drains; (ii) municipal and industrial water supply pipelines, conduits, and aqueducts; (iii) storm sewers, drains, and flood flow bypass features; (iv) roadside barrow pits, ditches, and culverts.

   (c) Man-made impoundments on ephemeral or intermittent streams (or off stream impoundments), such as farm and stock ponds, dugouts and similar features; and

   (d) Dip ponds that are excavated on a temporary, emergency basis to combat wildfires and address dust abatement; and

   (e) Isolated, intrastate waters and wetlands, including prairie potholes and playa lakes, as well as intrastate terminal lakes, individually or in combination with similarly situated waters, and

   (f) Ephemeral and intermittent streams; and

   (g) Wetlands adjacent to intermittent streams.

8. Acknowledges that states have authority to protect all "waters of the state," and that excluding waters from federal jurisdiction does not mean that they will be exempt from state regulation and protection.

9. Continues to provide access to appropriate technical and financial assistance to the States to protect and improve water quality under existing EPA programs without regard to jurisdictional determinations.

10. Provides a clearly delineated process for resolving differences of opinion over federal and non-federal jurisdiction, and jurisdiction between different States and Tribes (treated as States).

11. Provides for mapping of jurisdictional waters as a joint federal/state/tribal effort employing the best available data and tools, with appropriate provisions and processes for map maintenance.

12. Includes an appropriate delay in the effective date of any new rule or otherwise allows for a

AMERICAN OVERSIGHT

transition enabling States to take such actions as may be necessary to address any gaps in state law, regulation and protection.

AMERICAN OVERSIGHT

Position #

RESOLUTION
of the
WESTERN STATES WATER COUNCIL
In support of
STATE CWA SECTION 401 CERTIFICATION AUTHORITY

Coeur d'Alene, Idaho
October 26, 2018

WHEREAS, States have responsibly exercised their delegated authority under the Clean Water Act (CWA) Section 401 and under state water quality statutes to protect water quality, and must consider proposed activities and discharges in light of the states' designated water uses and related water quality standards; and

WHEREAS, the Council supports a balanced and integrated approach to achieve water and energy policy goals that plans for the future in sustainable ways, and recognizes legitimate state water and water quality management, protection and planning authorities to balance competing water uses; and

WHEREAS, the western states strongly support the planning and development of critical infrastructure and streamlined permitting processes, but such efforts should not come at the expense of states' authority to allocate, manage, and protect their water resources; and

WHEREAS, the development of hydropower and other federally permitted and licensed projects involving activities that may impact states' water quality standards should be appropriately undertaken in compliance with substantive and procedural state water law and delegated authority under CWA Section 401; and

WHEREAS, CWA Section 101(b) supports the states' critical role in protecting water quality by stating: "It is the policy of Congress to recognize, preserve, and protect the primary responsibilities and rights of States to prevent, reduce, and eliminate pollution."; and

WHEREAS, CWA Section 101(g) of the CWA further provides that it is the primary and exclusive authority of each state to "allocate quantities of water within its jurisdiction shall not be superseded, abrogated, or otherwise impaired by this Act;" and

WHEREAS, Section 27 of the Federal Power Act declares: "That nothing herein contained shall be construed as affecting or intending to affect or in any way to interfere with the laws of the respective States relating to the control, appropriation, use, or distribution of water used in irrigation or for municipal or other uses, or any vested right acquired therein."; and

WHEREAS, the Supreme Court has narrowly interpreted the Federal Power Act (16 U.S.C. 791a et seq.) reading Section 27 (16 U.S.C. 821) to limit state authority to set streamflow requirements on federally permitted and licensed projects, holding in *First Iowa Hydro-Electric Cooperative v. Federal Power Commission*, 328 U.S. 152 (1946) and in *California v. FERC*, 495 U.S. 490 (1990) that federal requirements preempted any state requirements, including efforts to establish minimum stream flows, noting that "…Congress remains free to alter what we have done"; and

WHEREAS, these rulings eroded state authority over state resources, and the Council has supported federal legislation to restore states' primary authority for regulating streamflows and water use and clarifying Congressional intent under the Federal Power Act; and

AMERICAN OVERSIGHT

WHEREAS, in *P.U.D. No. 1 of Jefferson County v. Washington Department of Ecology*, 511 U.S. 700 (1994), the Supreme Court upheld a state's delegated authority to impose minimum stream flow conditions under the CWA Section 401 certification process where necessary to protect a designated use for fish habitat, expressly rejecting any implied limitations on Section 401 certifications based on the *First Iowa* interpretation of the Federal Power Act; and

WHEREAS, an overly narrow reading of Section 401 would deprive the states of the ability to maintain the very beneficial uses that the Clean Water Act was designed to protect, and threaten the existing partnership between states and federal agencies based on cooperative federalism; and

WHEREAS, the vast majority of Section 401 certification requests are processed within 90 days, well within the one year allowed by current law, with relatively little if any backlog of certification actions; and

WHEREAS, most delays are typically due to submission of an incomplete application, applicants' non-responsiveness to requests for additional information, the completion of necessary study requirements, the size and complexity of some projects (and related impacts), substantive changes to the proposed project requiring further review, or constraints on state resources; and

WHEREAS, CWA Section 401 certification denials by states are rare and carefully considered, and are not examples of the failure of the system, as the current process is well-understood, reliable and supported by case law that provides certainty for both the states, federal agencies, and the regulated community; and

NOW, THEREFORE, BE IT RESOLVED that the Western States Water Council opposes any changes that may weaken the deference to state water laws and diminish the primary state authority and responsibility for the appropriation, allocation, development, conservation, and protection of their water resources, including the protection of water quality and designated uses, as well as minimum streamflows.

BE IT FURTHER RESOLVED that the Western States Water Council strongly supports early state engagement in federal permitting and licensing actions and the integration of state and federal environmental requirements and review processes for critical infrastructure.

AMERICAN OVERSIGHT

WESTERN GOVERNORS' ASSOCIATION

Policy Resolution 2019-XX

Compensatory Mitigation – Version 3

A. BACKGROUND

1. Through their sovereign and statutory powers, states have primary management authority over all fish and wildlife within their borders. Following decades of work by staff and contractors, states have developed extensive science, expertise, and knowledge of species within their borders.

2. Governors bear responsibility for managing state interests, authorities and property rights within state borders – including fish and wildlife – and oversee state agencies charged with properly managing wildlife, habitat and related resources within their states.

3. States are the primary recipients of economic benefits associated with healthy species and ecosystems. At the same time, the economic costs of compliance with federal environmental regulations can fall disproportionately on western states and local communities. States recognize the importance of economic development and note that it is often not possible to both advance an economic development project and entirely avoid negative impacts to fish and wildlife populations and habitat.

4. Compensatory mitigation plays an important role in fish and wildlife management and conservation, and states rely on its use in developing and executing species conservation strategies. Compensatory mitigation strategies employed by states include, but are not limited to, habitat protection, habitat restoration, establishment, enhancement, or conservation activities.

5. The mitigation hierarchy is a commonly referenced and widely utilized strategy in determining compensatory mitigation requirements for resource development projects. The mitigation hierarchy consists of first avoiding adverse impacts to fish and wildlife populations and habitat where practicable, then minimizing adverse impacts where they cannot be avoided, and then committing to rectifying direct impacts through restoration where possible. The next ~~final~~ step ~~in the mitigation hierarchy~~ is employing compensatory mitigation measures to replace resources or offset adverse impacts that remain following avoidance and minimization. This practice is memorialized under the Council of Environmental Quality's implementing regulations and other federal policy and guidance.[1] States have identified and utilized a final step in the mitigation hierarchy, monitoring project impacts and mitigation actions and taking appropriate corrective measures to achieve the identified goal.

6. While states exercise primary management authority over fish and wildlife within their borders, habitat for fish and wildlife often spans a patchwork of land ownership types, complicating state efforts to manage and conserve species under their management jurisdiction. This is particularly challenging in western states, where federal ownership constitutes a generally higher percentage of overall land ownership.

[1] 40 CFR 1508.20

Commented [ZB1]: WA edit – 10/10/18

Commented [ZB2]: WA edit – 10/10/18

Commented [ZB3]: WA edit – 10/10/18

Commented [ZB4]: WA edit -10/10/18

DRAFT

AMERICAN OVERSIGHT

B. GOVERNORS' POLICY STATEMENT

1. States have the responsibility to establish appropriate statutes, regulations, policies and programs to manage fish and wildlife within their borders. This responsibility extends to the development of compensatory mitigation standards and implementation of compensatory mitigation for species under their management purview.

2. Compensatory mitigation approaches vary from state to state, but they are designed to fully offset residual impacts to habitat function and value[2]. Governors recognize that habitat functionality ~~is~~ and value are the primary metric by which mitigation outcomes are measured. Compensatory mitigation efforts must be sufficient to fully offset residual impacts to habitat function at the site-specific and range-wide scale necessary to meet conservation goals.

3. Where state mitigation standards are in place, consistency with existing state policy should be the primary guiding principle for a federal agency's development or implementation of compensatory mitigation on lands within their management authority or jurisdiction.

4. Western Governors urge federal agencies to adopt and implement state-supported compensatory mitigation programs and policies. Consistency between federal mitigation standards and those in state-supported programs allows wildlife managers, state and federal regulators, and developers to use a consistent compensatory mitigation program across differing land ownership within a state. State agencies will engage federal agencies in the development or amendment of compensatory mitigation programs and policies.

~~5. Western Governors recognize that that the diversity of conceivable species, habitat and project-specific circumstances make quantifying measures, with clearly defined goals, for compensatory mitigation difficult. Governors are concerned about federal agencies' potential inconsistent use and lack of assessment criteria for ambiguous mitigation goals such as "net conservation gain," and they believe that measures should be designed to avoid inappropriate uses of such a goal.~~

~~6.~~5. Western Governors recognize that mitigation of development impacts to habitat or natural resources must account for a level of risk and uncertainty that a particular compensatory mitigation action may fail to adequately offset adverse impacts to fish, wildlife and habitat. Federal agencies should acknowledge a variety of tools and measures for incorporating risk and uncertainty based on the diverse experience of states in designing and implementing compensatory mitigation programs.

~~7.~~6. Governors believe that federal mitigation policies should be developed in coordination with Governors, and the state agency officials they designate, to achieve the following objectives:

- Provide measurable and documentable habitat and conservation values, services and functions that are at least equal to the lost or degraded values, services and functions caused by the impact.

[2] Habitat value is an assessment of the affected fish and wildlife habitat based on three attributes; scarcity, suitability and importance. Importance is the relative significance of the affected habitat, compared to other examples of a similar habitat type in a landscape context.

Commented [ZB5]: WA edit – 10/10/18

Commented [ZB6]: WA footnote addition below – 10/10/18

Commented [ZB7]: WA edit – 10/10/18

Commented [ZB8]: WA comment on B-3 and B-4

"Agree with these two sections in concept, but they are overly simplistic in practice. State standards are different across the West on mitigation ratios, on their acceptance of mitigation banking and in-lieu fee mitigation, on their approach to out-of-kind mitigation. If Federal agency's adopt different standards for their lands in different states, based upon the standards utilized within that state, you create more consistency within a state's borders at the cost of less consistency across the federal agency, which may be more confusing."

Commented [ZB9]: WA edit – 10/10/18

Commented [ZB10]: WA edit – 10/10/18

Comment: "Washington would strongly oppose this section. Our mitigation policies do not yet identify "net conservation gain" as a mitigation goal, but we have increasing seen that goal applied in individual projects. Previous federal compensatory mitigation policies have considered "net conservation benefit" and WA has not opposed. Quantifying and measuring impacts and habitat function value, and ensuring additionality, timeliness, and effectiveness in delivering function and value of compensatory mitigation is a critical component of DFW's mitigation policy. The consistency and challenges of measuring to "no net loss" is not objectively more burdensome than measuring to "net conservation gain" and limiting compensatory mitigation standards in this way is really not appropriate for this resolution.

DRAFT

AMERICAN OVERSIGHT

- Incorporate measures to account for a level of risk that a particular compensatory mitigation action may fail or not achieve its stated objectives, and uncertainty about the level and duration of estimated impacts.

- Compensatory mitigation projects should be sited and designed to support the most effective conservation or restoration projects; the effectiveness of mitigation actions should be based on the best available science.

- Provide benefits that are durable and in place for at least the duration of the residual adverse impacts.

- Encourage the application of compensatory mitigation offsets prior to the impact occurring to ensure no lag time occurs between impacts and offsets.

- Offer transparency and certainty to developers, regulators, and the public to the extent feasible. This necessitates early and substantive consultation with States and consistency with State designed compensatory mitigation standards where they exist.

Commented [ZB11]: ID edit – 10/4/18

Commented [ZB12]: ID edit – 10/4/18

Commented [ZB13]: WA edit – 10/10/18

C. GOVERNORS' MANAGEMENT DIRECTIVE

1. The Governors direct WGA staff to work with Congressional committees of jurisdiction, the Executive Branch, and other entities, where appropriate, to achieve the objectives of this resolution.

2. Furthermore, the Governors direct WGA staff to consult with the Staff Advisory Council regarding its efforts to realize the objectives of this resolution and to keep the Governors apprised of its progress in this regard.

DRAFT

AMERICAN OVERSIGHT

Western Governors' Association – Draft Resolutions Status –--Fall 2018[1]

10-12-18

#	*Resolution Topic*	*SAC Review Status*	*Sponsors*	*Notes*
	Foreign Visitor Preclearance *(Renewal of Expired Resolution)* *(Staff Lead: Lauren DeNinno)*	9/20: HI indicated they would like this resolution to be considered during this resolution process during the SAC call. SAC indicated a working group was not needed. 9/28: HI submitted a revised version of the expiring resolution. This was circulated to SAC as V1.		
	Cybersecurity *(New Topic)* (Working Group: ND, WA) *(Staff Lead: Britta Beckstead)*	9/17/18: Work Group call. Attendees: WA. 9/24/18: Work Group call. No attendees. WA provided edits/feedback on draft. 10/1/18: Work Group call. No attendees. 10/2-10/3: ND and WA provided feedback/edits. 10/4/18: V1 shared with SAC.		
	Compensatory Mitigation *(New Topic)* (Working Group: CO, ID, MT, NV, UT, WA) *(Staff Lead: Zach Bodhane)*	9/25/18: Working Group call. Attendees: WA, MT, UT. No substantive edits provided. 10/2/18: Working Group call. Attendees. CO, ID, UT, NV. No substantive edits provided. NV noted that they may have edits in the future but did not object to moving forward with full SAC consideration.		

[1] *Article VI(A)(3) of the Western Governors' Association bylaws requires initial drafts of resolutions to be circulated no less than 60 days prior to a vote of the Governors.*

AMERICAN OVERSIGHT

		10/4/18: V1 shared with SAC. 10/4/18: ID submitted edits. 10/5/18: V2 circulated in Friday (10/05) email. 10/10/18: WA submitted edits. 10/12/18: V3 circulated in Friday (10/12) email.		
	Western Health Care Considerations *(New Topic)* (Working Group: AK, CA, CO, ID, NM, OR, SD, UT, WA) *(Staff Lead: Troy Timmons)*	9/20/18: Resolution discussed on SAC call. Working group established. CA, CO, ID, NM, OR, SD, UT, WA agree to participate. 9/25/18: AK joins working group. 10/3/18: Working group call. No attendees. 10/08/18: Strawman draft completed. 10/09:18: Strawman circulated to SAC.		

AMERICAN OVERSIGHT

Reimagining the Rural West

FY19 Planning Activities

Action Request:
WGA requests SAC assistance with the first planning year objective - populating the initiative advisory group. Please connect WGA with the appropriate person in your governor's office with policy expertise related to rural development to provide feedback and assist with scoping efforts.

Please assist WGA with this effort by October 19th.

Initiative Overview:

The Western Governors' "Reimagining the Rural West" Initiative will examine the elements critical to the ongoing and future vitality of rural western communities, with the goal of identifying actions western states can take to best support these communities, especially by effecting changes in federal policies. The initiative will be organized around three topical pillars: Opportunity, Connectivity and Community. Suggested topics or objectives are identified for each.

1. Opportunity

This pillar will examine strategies for strengthening rural western economies, in particular through leveraging the West's strengths (e.g. resource-based industries) and advantages (e.g. frequent proximity to public lands). This includes opportunities such as growing the outdoor economy, modernizing the energy industry, capitalizing on restoration and conservation services, and applying new technologies to agriculture.

Suggested Topics:

- Advancing Western Governors' all-of-the-above energy vision, which calls for making the West a leader in energy education, technology development, research and innovation;
- Providing a platform for states to share best practices in developing the outdoor recreation economy, including through establishment of offices of outdoor recreation, strategies to leverage the private sector, and identifying federal policies or investments that would support that industry's growth;
- Advancing Western Governors' forest and rangeland management priorities related to expanding markets for forest products and diversified rangeland goods and services and supporting forest and rangeland restoration activities; and
- Developing and utilizing economic incentives, such as federal Opportunity Zones, to attract businesses and foster entrepreneurism.

AMERICAN OVERSIGHT

2. Connectivity

The Connectivity pillar will foster solutions-oriented discussions around the rural West's infrastructure challenges with a focus on broadband and transportation – the infrastructure needed to bridge the gap between rural communities and metropolitan areas.

Suggested Topics:

- Developing funding strategies and solutions for rural infrastructure investments, including how states can drive private sector investment through tax or other incentives;
- Sharing best practices and developing recommendations for prioritization of infrastructure funding, focusing on investments that are critical to attract and retain businesses and investments that adapt to or anticipate changing or emerging technologies;
- Facilitating deployment of rural broadband by:
    - Convening stakeholders and state officials to discuss best practices for building rural broadband systems that provide continuous, low-cost access;
    - Engaging with states to "ground-truth" broadband data that is available to federal agencies. Low-quality data affects the allocation of federal funding to rural communities through FCC and USDA loan and grant programs;
    - Examining innovative broadband mapping strategies, such as nonprofit entities collecting Internet Service Provider infrastructure data to estimate coverage; and
    - Coordinating with USDA to ensure the new broadband pilot program managed by the Rural Utility Service prioritizes areas that wholly or severely lack access to broadband.
- Identifying critical transportation infrastructure (surface and air) and federal regulations that may impact the rural communities' ability to maintain this infrastructure.

3. Community

This pillar will explore the amenities and attributes that make rural communities attractive places to live, identifying critical elements (e.g. access to education, affordable housing, healthcare) and strategies for reinforcing or developing those elements.

Suggested Topics:

- Showcasing western communities that are doing a good job attracting and retaining young people and families and developing recommendations for other communities to replicate that success;
- Identifying and disseminating best practices for communities to collect and analyze locally generated socioeconomic data to inform policy decisions and connect communities to

AMERICAN OVERSIGHT

groups/tools that are working to support that effort (such as the Headwaters Economic tool);

- Facilitating conversation on how to engage tribal populations while building community;

- Providing a forum for states to share best practices in rural workforce development such as strategies to close rural skills gaps in sectors such as healthcare and education; models for providing access to post-secondary education in rural communities; expanding apprenticeship in rural industries and businesses; and identifying and training skills for a resilient workforce that can adapt and innovate as technologies change;

- Evaluating federal policies affecting rural healthcare, including the sustainability of rural hospitals and deployment of telehealth services;

- Evaluating federal policies affecting the distribution of funding for rural development to determine whether rural areas are able to capture their fair share, and if not, identifying solutions such as providing tools or resources and advocating for legislative or regulatory changes; and

- Sharing best practices and developing policy recommendations to alleviate the rural housing shortage.

Planning Year Objectives:

1. Build Advisory Group (October 2018)

WGA staff will build out an advisory group for the initiative. The advisory group will consist of state policymakers with a broad expertise in rural economic development and sustainability. WGA will work with SAC to identify participants from Governors' offices or state agencies.

The advisory group's first task will be to develop survey instruments that will be deployed in the planning year to identify to refine the scope of the initiative and identify potential outcomes. The advisory group will also help WGA distribute the survey to appropriate stakeholders.

2. Develop and Distribute Initial Survey (November – December 2018)

Working with the advisory group, WGA will develop an initial survey to gather information pertinent to the initiative. This survey will gauge states' interest in the suggested topics put forth in the initiative framework, solicit best practices and case studies, and help to identify potentially overlooked topics of inquiry.

3. Establish Stakeholder Interest and List (Ongoing)

The team will conduct outreach to stakeholders (nonprofit organizations, federal agencies, state and local government, business community) and build out an initiative list that will be used for distribution and to populate initiative events.

4. Develop Potential Sponsors (December 2018 – May 2019)

AMERICAN OVERSIGHT

The WGA team will develop and secure initiative sponsors before the launch of the initiative in June 2019. The team will work to identify interested sponsors at the Winter Meeting. Sponsorship materials will be developed and finalized by March 2019 with the goal of securing initiative sponsors before the initiative roll-out in June.

5. Develop and Finalize Initiative Plan (January – April 2019)

The WGA team will develop and finalize the initiative plan by April 2019. The plan will identify the concrete outcomes the initiative will work toward and how it will do so. The plan will detail the number and type of in-person events needed and the topics to be addressed at each. WGA will present the plan to SAC for feedback at the Spring Strategic Planning Meeting.

WGA Staff: Lauren DeNinno (ldeninno@westgov.org), Britta Beckstead (bbeckstead@westgov.org), and Kevin Moss (kmoss@westgov.org)

AMERICAN OVERSIGHT

October 10, 2018

Mr. Douglas L. Hoelscher
Special Assistant to the President and
Deputy Director of Intergovernmental Affairs
1600 Pennsylvania Avenue, N.W.
Washington, D.C. 20500

Mr. Alex Herrgott
Associate Director for Infrastructure
Council on Environmental Quality
730 Jackson Place, N.W.
Washington, D.C. 20503

The Honorable R.D. James
Assistant Secretary
U.S. Army Corps of Engineers (Civil Works)
441 G Street, N.W.
Washington, D.C. 20314

The Honorable David Ross
Assistant Administrator
Office of Water
U.S. Environmental Protection Agency
1200 Pennsylvania Avenue, N.W.
Washington, D.C. 20460

Dear Deputy Director Hoelscher, Associate Director Herrgott, Assistant Secretary James, and Assistant Administrator Ross:

Thank you for your webinar presentation to Western Governors' staff on the Administration's One Federal Decision policy and states' assumption of primary permitting authority under Clean Water Act (CWA) Section 404. Western Governors are eager to work in true partnership with the Administration and federal agencies to build a stronger state-federal relationship. By operating as authentic collaborators on the development and execution of policy, the states and federal government can improve their service to the public, resulting in a nation that is stronger, more resilient and united.

Specifically, Western Governors appreciate the Administration's interest in improving the administrative process and creating additional opportunities for state assumption of federal authority. Western Governors look forward to working with the Administration in the development of more efficient infrastructure permitting and environmental review processes. We can accomplish this while providing enhanced opportunities for state input and consultation, and conserving natural resource, wildlife, environmental quality, and cultural values.

On a related item, our staff was encouraged by the short discussion about CWA Section 401 authority. Western Governors are pleased to hear that the Administration no longer seeks statutory changes to the CWA that would restrict or eliminate the current delegations of authority authorized by the statute. Respecting and supporting current state authority under the law is an important foundation on which to build future opportunities. We also appreciate your efforts to provide additional opportunity for state assumption of federal authorities, such as the CWA Section 404 permitting authority. Taken together, these two significant actions signal a desire to work collaboratively with states to improve environmental regulatory processes. Western Governors would like to build on this positive momentum and begin to discuss concrete, definable actions we can jointly take to improve these processes.

To prepare for these discussions and opportunities, Governors would like to better understand the Administration's goals and plans for state delegation and infrastructure permitting and environmental reviews. Below are observations and questions regarding the Administration's recent actions concerning state delegation, permitting, and environmental review in the One

AMERICAN OVERSIGHT
NV-DA-20-0615-A-006761

Federal Decision policy, White House's Legislative Outline for Rebuilding Infrastructure in America (Infrastructure Plan), and CWA Section 404.

One Federal Decision Policy and Infrastructure Plan

Executive Order (EO) 13807, Establishing Discipline and Accountability in the Environmental Review and Permitting Process for Infrastructure Projects (EO), established the One Federal Decision policy for major infrastructure projects. This policy requires federal agencies to designate a single lead federal agency, then establish and adhere to a project timetable for federal environmental and authorization decisions. The policy establishes a goal of completing all federal decisions for major infrastructure projects within two years. The EO only addresses federal agencies (whether lead, cooperating, or participating) and does not discuss state delegation.

Following publication of the EO, the Office of Management and Budget (OMB) and Council on Environmental Quality (CEQ) issued a memorandum (Memorandum) on its implementation. This document includes a template Memorandum of Understanding (MOU) for federal agencies with each other. Several federal departments and agencies, including U.S. Army Corps of Engineers and Environmental Protection Agency (EPA), have executed an MOU modeled on the template. The MOU establishes non-federal cooperating agency responsibilities and includes non-federal cooperating agencies in the schedule for projects (Permitting Timetable). It also requires the schedule to "account for any federally-required decisions or authorizations, including those that are assumed by, or delegated to, State, tribal, or local agencies." It does not otherwise discuss state delegation.

The Infrastructure Plan sets forth the goal of, "delegating more decision-making to States and enhancing coordination between State and Federal reviews." The plan, however, it limits its recommendation of expanded delegation to states to the contexts of National Environmental Policy Act (NEPA) and Department of Transportation (DOT) non-NEPA project-level decisions. The Infrastructure Plan does not mention the CWA as an area for increased state delegation.

Your response to the following questions would help Western Governors better understand the Administration's One Federal Decision policy, its Infrastructure Plan, and the future implementation of these policies:

- How will the Administration ensure that state consultation is not compromised with the One Federal Decision policy's two-year goal for all permitting, authorization, and NEPA decisions?

- What processes did OMB and CEQ use to consult with states on the Memorandum, which could impact state NEPA, permitting, and authorization decisions?

- Do the references to cooperating agencies in the Memorandum include instances where states are delegated with authority by statutes other than NEPA, such as in the Clean Water Act or Clean Air Act?

AMERICAN OVERSIGHT

- Does the Permitting Timetable described in the MOU apply to state decisions or authorizations, such as those pursuant to the Clean Water Act or Clean Air Act? What will happen if a state fails to meet the deadline in the Permitting Timetable?

- What actions is the Administration taking to expand delegation of federal NEPA authority to states? Is this delegation intended to be on a project-by-project or programmatic basis? Will there be federal funding for state assumption of federal NEPA authority?

- What actions is the Administration taking to expand delegation of federal DOT project-level authority to states? Is this delegation intended to be on a project-by-project or programmatic basis? Will there be federal funding for state assumption of federal DOT authority?

- How is CEQ's review of its NEPA regulations being coordinated with the One Federal Decision policy? How is the Administration ensuring that the cooperating agency-lead agency relationship will be improved by this review of the NEPA regulations? What are CEQ's plans for consulting with Governors on its review of its regulations?

Clean Water Act Section 404

The Administration has expressed its commitment to empower more states and tribes to assume primary authority for the issuance of dredge-and-fill permits under Section 404 of the CWA. On August 7, the Army Corps of Engineers issued a memorandum adopting the findings of the EPA Assumable Waters Subcommittee's May 2017 Final Report. The report clarifies which waters may have administrative authority assumed by states and which waters would remain under the administrative authority of the Corps of Engineers.

Your response to the following questions would help Western Governors better understand the CWA Section 404 permitting program and issues involved with states' assumption of the program:

- Which states have expressed interest in assuming Section 404 permitting authority? What concerns have been expressed by state officials? What reasons have states provided for their interest in assuming Section 404 permitting authority?

- Beyond the lack of clarity as to which waters would be eligible for state assumption of administrative authority, what factors have states cited as prohibitive to their assumption of Section 404 permitting authority?

- How does state assumption of permitting authority under Section 404 relate to the One Federal Decision policy or Infrastructure Plan?

- How will the current rulemaking efforts of EPA and the Corps of Engineers to clarify "waters of the United States," as that term applies to the jurisdictional scope of the CWA, affect state permitting authority under Section 404 (where assumed by states)?

AMERICAN OVERSIGHT

- What is the process for a state that would like to assume Section 404 authority? How can the Western Governors' Association best facilitate such assumption? Who at the EPA and Corps of Engineers are the best points of contact for Governors' offices to discuss assumption of Section 404 authority?

- Is there federal funding for state assumption of Section 404 authority? Will funds be shifted from other state-assumed programs under the CWA? If no new funds are to be designated for state Section 404 programs, how does the Administration envision states' implementation would be funded?

- What type of engagement with states and state consultation do the EPA and Corps of Engineers plan to undertake in the development of revised regulations addressing state assumption of Section 404 permitting authority?

- During the webinar, the Endangered Species Act (ESA) was identified as an area of potential complication in states' assumption of Section 404 permitting authority. What issues does the Administration anticipate may arise in the implementation of the ESA when states assume Section 404 permitting authority, particularly in the context of consultations under ESA Section 7? How have New Jersey and Michigan – the two states that have already assumed Section 404 permitting authority – addressed these issues?

The answers to these questions will help western states better understand the Administration's plans and goals regarding CWA and infrastructure permitting and environmental review, as well as the opportunities for expanded state delegation in these areas. We look forward to your responses and further discussion of these topics.

Sincerely,

David Ige
Governor of Hawai'i
Chair, WGA

Doug Burgum
Governor of North Dakota
Vice Chair, WGA

AMERICAN OVERSIGHT

October 10, 2018

Mr. Douglas L. Hoelscher
Special Assistant to the President and
Deputy Director of Intergovernmental Affairs
1600 Pennsylvania Avenue, N.W.
Washington, D.C. 20500

Mr. Alex Herrgott
Associate Director for Infrastructure
Council on Environmental Quality
730 Jackson Place, N.W.
Washington, D.C. 20503

The Honorable R.D. James
Assistant Secretary
U.S. Army Corps of Engineers (Civil Works)
441 G Street, N.W.
Washington, D.C. 20314

The Honorable David Ross
Assistant Administrator
Office of Water
U.S. Environmental Protection Agency
1200 Pennsylvania Avenue, N.W.
Washington, D.C. 20460

Dear Deputy Director Hoelscher, Associate Director Herrgott, Assistant Secretary James, and Assistant Administrator Ross:

Thank you for your webinar presentation to Western Governors' staff on the Administration's One Federal Decision policy and states' assumption of primary permitting authority under Clean Water Act (CWA) Section 404. Western Governors are eager to work in true partnership with the Administration and federal agencies to build a stronger state-federal relationship. By operating as authentic collaborators on the development and execution of policy, the states and federal government can improve their service to the public, resulting in a nation that is stronger, more resilient and united.

Specifically, Western Governors appreciate the Administration's interest in improving the administrative process and creating additional opportunities for state assumption of federal authority. Western Governors look forward to working with the Administration in the development of more efficient infrastructure permitting and environmental review processes. We can accomplish this while providing enhanced opportunities for state input and consultation, and conserving natural resource, wildlife, environmental quality, and cultural values.

On a related item, our staff was encouraged by the short discussion about CWA Section 401 authority. Western Governors are pleased to hear that the Administration no longer seeks statutory changes to the CWA that would restrict or eliminate the current delegations of authority authorized by the statute. Respecting and supporting current state authority under the law is an important foundation on which to build future opportunities. We also appreciate your efforts to provide additional opportunity for state assumption of federal authorities, such as the CWA Section 404 permitting authority. Taken together, these two significant actions signal a desire to work collaboratively with states to improve environmental regulatory processes. Western Governors would like to build on this positive momentum and begin to discuss concrete, definable actions we can jointly take to improve these processes.

To prepare for these discussions and opportunities, Governors would like to better understand the Administration's goals and plans for state delegation and infrastructure permitting and environmental reviews. Below are observations and questions regarding the Administration's recent actions concerning state delegation, permitting, and environmental review in the One

AMERICAN OVERSIGHT
NV-DA-20-0615-A-006765

Federal Decision policy, White House's Legislative Outline for Rebuilding Infrastructure in America (Infrastructure Plan), and CWA Section 404.

One Federal Decision Policy and Infrastructure Plan

Executive Order (EO) 13807, Establishing Discipline and Accountability in the Environmental Review and Permitting Process for Infrastructure Projects (EO), established the One Federal Decision policy for major infrastructure projects. This policy requires federal agencies to designate a single lead federal agency, then establish and adhere to a project timetable for federal environmental and authorization decisions. The policy establishes a goal of completing all federal decisions for major infrastructure projects within two years. The EO only addresses federal agencies (whether lead, cooperating, or participating) and does not discuss state delegation.

Following publication of the EO, the Office of Management and Budget (OMB) and Council on Environmental Quality (CEQ) issued a memorandum (Memorandum) on its implementation. This document includes a template Memorandum of Understanding (MOU) for federal agencies with each other. Several federal departments and agencies, including U.S. Army Corps of Engineers and Environmental Protection Agency (EPA), have executed an MOU modeled on the template. The MOU establishes non-federal cooperating agency responsibilities and includes non-federal cooperating agencies in the schedule for projects (Permitting Timetable). It also requires the schedule to "account for any federally-required decisions or authorizations, including those that are assumed by, or delegated to, State, tribal, or local agencies." It does not otherwise discuss state delegation.

The Infrastructure Plan sets forth the goal of, "delegating more decision-making to States and enhancing coordination between State and Federal reviews." The plan, however, it limits its recommendation of expanded delegation to states to the contexts of National Environmental Policy Act (NEPA) and Department of Transportation (DOT) non-NEPA project-level decisions. The Infrastructure Plan does not mention the CWA as an area for increased state delegation.

Your response to the following questions would help Western Governors better understand the Administration's One Federal Decision policy, its Infrastructure Plan, and the future implementation of these policies:

- How will the Administration ensure that state consultation is not compromised with the One Federal Decision policy's two-year goal for all permitting, authorization, and NEPA decisions?

- What processes did OMB and CEQ use to consult with states on the Memorandum, which could impact state NEPA, permitting, and authorization decisions?

- Do the references to cooperating agencies in the Memorandum include instances where states are delegated with authority by statutes other than NEPA, such as in the Clean Water Act or Clean Air Act?

AMERICAN OVERSIGHT

- Does the Permitting Timetable described in the MOU apply to state decisions or authorizations, such as those pursuant to the Clean Water Act or Clean Air Act? What will happen if a state fails to meet the deadline in the Permitting Timetable?

- What actions is the Administration taking to expand delegation of federal NEPA authority to states? Is this delegation intended to be on a project-by-project or programmatic basis? Will there be federal funding for state assumption of federal NEPA authority?

- What actions is the Administration taking to expand delegation of federal DOT project-level authority to states? Is this delegation intended to be on a project-by-project or programmatic basis? Will there be federal funding for state assumption of federal DOT authority?

- How is CEQ's review of its NEPA regulations being coordinated with the One Federal Decision policy? How is the Administration ensuring that the cooperating agency-lead agency relationship will be improved by this review of the NEPA regulations? What are CEQ's plans for consulting with Governors on its review of its regulations?

Clean Water Act Section 404

The Administration has expressed its commitment to empower more states and tribes to assume primary authority for the issuance of dredge-and-fill permits under Section 404 of the CWA. On August 7, the Army Corps of Engineers issued a memorandum adopting the findings of the EPA Assumable Waters Subcommittee's May 2017 Final Report. The report clarifies which waters may have administrative authority assumed by states and which waters would remain under the administrative authority of the Corps of Engineers.

Your response to the following questions would help Western Governors better understand the CWA Section 404 permitting program and issues involved with states' assumption of the program:

- Which states have expressed interest in assuming Section 404 permitting authority? What concerns have been expressed by state officials? What reasons have states provided for their interest in assuming Section 404 permitting authority?

- Beyond the lack of clarity as to which waters would be eligible for state assumption of administrative authority, what factors have states cited as prohibitive to their assumption of Section 404 permitting authority?

- How does state assumption of permitting authority under Section 404 relate to the One Federal Decision policy or Infrastructure Plan?

- How will the current rulemaking efforts of EPA and the Corps of Engineers to clarify "waters of the United States," as that term applies to the jurisdictional scope of the CWA, affect state permitting authority under Section 404 (where assumed by states)?

AMERICAN OVERSIGHT

- What is the process for a state that would like to assume Section 404 authority? How can the Western Governors' Association best facilitate such assumption? Who at the EPA and Corps of Engineers are the best points of contact for Governors' offices to discuss assumption of Section 404 authority?

- Is there federal funding for state assumption of Section 404 authority? Will funds be shifted from other state-assumed programs under the CWA? If no new funds are to be designated for state Section 404 programs, how does the Administration envision states' implementation would be funded?

- What type of engagement with states and state consultation do the EPA and Corps of Engineers plan to undertake in the development of revised regulations addressing state assumption of Section 404 permitting authority?

- During the webinar, the Endangered Species Act (ESA) was identified as an area of potential complication in states' assumption of Section 404 permitting authority. What issues does the Administration anticipate may arise in the implementation of the ESA when states assume Section 404 permitting authority, particularly in the context of consultations under ESA Section 7? How have New Jersey and Michigan – the two states that have already assumed Section 404 permitting authority – addressed these issues?

The answers to these questions will help western states better understand the Administration's plans and goals regarding CWA and infrastructure permitting and environmental review, as well as the opportunities for expanded state delegation in these areas. We look forward to your responses and further discussion of these topics.

Sincerely,

David Ige
Governor of Hawai'i
Chair, WGA

Doug Burgum
Governor of North Dakota
Vice Chair, WGA

AMERICAN OVERSIGHT

DRAFT – INTERNAL USE ONLY

Western Governors' Association
Policy Resolution 2019-xx

Western Health Care Considerations – VERSION 1

A. **BACKGROUND**

1. Adequate access to health care services is an important element of maintaining and enhancing the quality of life in western states and attracting new economic opportunities for their growing populations.

2. Low population densities and the vast distances between population centers make it difficult for providers to establish economically-sustainable health care systems in rural areas. One indicator of this difficulty is the closure of rural hospitals, which forces residents to travel substantial distances to receive an adequate level of care. Hospital closures can also dramatically affect economic opportunity in rural communities, as health care providers often offer higher wages and a greater number of jobs than other local employers.

3. Distance and density also inhibit construction of the technology infrastructure that would provide or improve broadband connectivity in rural and remote areas. Expanding broadband infrastructure permits rural Americans to access internet-based health care information and services.

4. The health care sector faces severe personnel shortages in western states. This challenge is particularly acute in the West's rural areas. Ensuring access to health care services requires an adequate number and distribution of physicians, nurses and other trained health care professionals. The growth and aging of the population, as well as the need to deliver health care services to tribal communities and veterans, demand a renewed focus on developing our nation's health care workforce.

5. Home to extraordinary landscapes and resources, Western states offer the country's best opportunities for outdoor recreation. Western states lead the nation in many rankings of personal health, overall well-being, and quality of life. These same states, however, struggle with higher-than average suicide rates. The ten states with the highest suicide rates in the nation are all located in the West.

6. Substance abuse involving alcohol, legal prescription drugs, and controlled substances is a major public health and safety crisis confronting communities across the United States. Although the scope and scale of substance abuse varies widely among states in the West, every state faces challenges in addressing this problem within its borders.

B. **GOVERNORS' POLICY STATEMENT**

1. Western states have developed a body of experience, knowledge and perspective with respect to health care. The Western Governors' Association (WGA) is ideally situated to collect and disseminate information – including best practices, case studies and policy

AMERICAN OVERSIGHT

options – that states can use to improve the public policy foundation for improved health care services.

2. Federal efforts to address health care workforce and access should incorporate input from Governors, who are best positioned to assess the needs of (and craft solutions for) their particular states. State-federal collaboration and coordination are integral to addressing these health care challenges.

3. States and the federal government should examine the role health care providers play in the social and economic health of local communities. They should further identify the steps that can be taken to ensure that the vital infrastructure of health care delivery can be maintained and expanded to address health care needs in the West.

4. The federal government should work with states to facilitate the deployment of broadband to underserved rural and remote areas, recognizing that adequate broadband access positively affects rural populations' ability to access internet-based health care options.

5. Despite successes in addressing the shortage of qualified health care workers, significant challenges remain. Governors urge the federal government to examine and implement programs to ensure states have an adequate health care workforce that is prepared to serve diverse populations in urban, suburban and rural communities.

6. Western Governors should examine the quality and adequacy of mental health services available in the West, as these services can have a positive effect on preventing suicide and treating substance abuse.

7. The federal government should work with Western Governors to develop substance abuse prevention and treatment strategies that work in concert with state efforts and recognize regional variations in substance abuse patterns.

8. Western states should examine policies to promote data-sharing between states to address cross-border substance abuse concerns, such as interstate drug purchases and trafficking. For example, expanded access to state prescription drug monitoring programs could be a valuable tool for identifying and addressing opioid abuse in western states.

C. **GOVERNORS' MANAGEMENT DIRECTIVE**

1. The Governors direct WGA staff to work with Congressional committees of jurisdiction, the Executive Branch, and other entities, where appropriate, to achieve the objectives of this resolution.

2. Furthermore, the Governors direct WGA staff to consult with the Staff Advisory Council regarding its efforts to realize the objectives of this resolution and to keep the Governors apprised of its progress in this regard.

Western Governors enact new policy resolutions and amend existing resolutions on a bi-annual basis. Please consult westgov.org/resolutions for the most current copy of a resolution and a list of all current WGA policy resolutions.

AMERICAN OVERSIGHT

DRAFT – INTERNAL USE ONLY

WESTERN GOVERNORS' ASSOCIATION

Policy Resolution 2018-XX

Foreign Visitor Preclearance
Version 1

A. BACKGROUND

1. The U.S. Department of Commerce estimates that nearly ~~75~~ 76 million foreign visitors entered the country during ~~2014~~2016. The vast majority of these travelers arrived in the United States by plane.[1]

2. Tourism is a significant revenue source for western states and territories, many of which count international travelers as major contributors to state and local economies and look to international tourism to drive local employment.

3. As a result of utilizing technology such as Automated Passport Control equipment, average wait time at airport passport and immigration processing areas have declined in recent years, but still frequently exceeds 60 minutes.[2]

~~3. Arriving airline passengers sometimes experience wait times in the airport passport and immigration processing area in excess of 90 minutes.~~

4. Foreign visitor preclearance allows international travelers to be screened by U.S. Customs and Border Patrol (CBP) officers prior to boarding an international flight. This preclearance allows passengers to bypass U.S. customs stations upon arrival at an American airport.

5. The Transportation Security Administration requires passenger and property screening at foreign preclearance airports to conform with U.S. aviation security screening standards.

6. Preclearance arrangements between the U.S. and Canada began in 1952. Since that time CBP has established over 600 American law enforcement officers and agricultural specialists at 15 preclearance airports in six countries: Ireland, Canada, Aruba, The Bahamas, Bermuda and United Arab Emirates. CBP also staffs a pre-inspection facility for passenger/vehicle ferry traffic to the U.S. in Victoria, Canada.[3]

7. While there were earlier announcements in 2015 and 2016 to possibly expand the preclearance program to eleven new airports in nine countries, CBP has only concluded agreements to cover Stockholm, Sweden (signed November 4, 2016) and Punta Cana, Dominican Republic (signed December 1, 2016).[4]

---

[1] International Trade Administration Fast Facts, http://tinet.ita.doc.gov/outreachpages/download_data_table/Fast_Facts_2016.pdf
[2] U.S. Customs and Border Protection, Airport Wait Times, https://awt.cbp.gov/
[3] U.S. Customs and Border Protection, Preclearance Locations, https://www.cbp.gov/border-security/ports-entry/operations/preclearance
[4] "DHS Announces 11 New Airports Selected For Possible Preclearance Expansion Following Second Open Season" https://www.dhs.gov/news/2016/11/04/dhs-announces-11-new-airports-selected-possible-preclearance-expansion-following

AMERICAN OVERSIGHT

~~7. On March 16, 2015, U.S. Department of Homeland Security (DHS) Secretary Jeh Johnson signed a new preclearance agreement with the government of Canada. On May 29, 2015, CBP announced its intention to expand air preclearance operations to ten additional airports in nine countries:~~

- ~~Brussels Airport, Belgium;~~
- ~~Punta Cana Airport, Dominican Republic;~~
- ~~Narita International Airport, Japan;~~
- ~~Amsterdam Airport Schipol, Netherlands;~~
- ~~Oslo Airport, Norway;~~
- ~~Madrid-Barajas Airport, Spain;~~
- ~~Stockholm Arlanda Airport, Sweden;~~
- ~~Istanbul Ataturk Airport, Turkey;~~
- ~~London Heathrow Airport, United Kingdom; and~~
- ~~Manchester Airport, United Kingdom.~~

8. In FY2017, CBP precleared more than 19 million passengers.[5]
~~8. These represent some of the busiest last points of departure to the United States – in 2014 nearly 20 million passengers traveled from these airports to the U.S.~~

9. The DHS has supported preclearance as both a security imperative – enabling CBP to identify and stop potential terror threats before they reach U.S. soil – and a strong economic opportunity.

B. GOVERNORS' POLICY STATEMENT

1. In recognition of the economic and national security benefits provided by foreign visitor preclearance, Western Governors support CBP's use of preclearance to reduce excessive wait times at American immigration and processing areas.

2. Western Governors support the efforts of DHS and CBP to increase the number of international airports and countries at which foreign visitor preclearance is used. Such expansion will streamline legitimate international travel and will further protect the safety and security of American citizens as well as international visitors.

3. Preclearance also allows smaller airports with no or few full-time CBP personnel to accept direct international flights from preclearance-approved foreign airports. Western Governors recognize the benefit this provides small or rural airports in accepting international travelers more efficiently. ~~that accept a significant number of international travelers, for instance Antonio B. Won Pat International Airport in Guam, where passengers on arriving international flights can wait 2-3 hours for visa processing.~~

4. In recognition of the benefits provided by foreign visitor preclearance, and in order to expand its use, DHS should work to complete the negotiation process with foreign countries and add new preclearance-approved international airports as soon as possible.

---

[5] Remarks of Acting Commissioner Kevin K. McAleenan at Press Event Marking Release of CBP's Trade and Travel Fiscal Year 2017 Report, February 13, 2018, https://www.cbp.gov/newsroom/speeches-and-statements/remarks-acting-commissioner-kevin-k-mcaleenan-press-event-marking

AMERICAN OVERSIGHT

5. Additionally DHS and CBP should work with western states to help identify optimal international foreign visitor preclearance airports for future consideration and should work with western state tourism directors to expand international travel opportunities in western states.

C. GOVERNORS' MANAGEMENT DIRECTIVE

1. The Governors direct WGA staff to work with Congressional committees of jurisdiction, the Executive Branch, and other entities, where appropriate, to achieve the objectives of this resolution.

2. Furthermore, the Governors direct WGA staff to consult with the Staff Advisory Council regarding its efforts to realize the objectives of this resolution and to keep the Governors apprised of its progress in this regard.

DRAFT

AMERICAN OVERSIGHT

Title: To amend the River and Harbor Act of 1958, the Reclamation Safety of Dams Act of 1978, and the Nonindigenous Aquatic Nuisance Prevention and Control Act of 1990 to prevent the spread of invasive species in western waters, and for other purposes.

Be it enacted by the Senate and House of Representatives of the United States of America in Congress assembled,

SECTION 1. SHORT TITLE.

This Act may be cited as the "Preventing Invasive Species in Western Waters Act of 2018".

SEC. 2. WATERCRAFT INSPECTION ASSISTANCE.

(a) Corps of Engineers Watercraft Inspection.—Section 104 of the River and Harbor Act of 1958 (33 U.S.C. 610) is amended—

(1) by striking subsection (b) and inserting the following:

"(b) Authorization of Appropriations.—

"(1) IN GENERAL.—There is authorized to be appropriated $110,000,000 to carry out this section for each fiscal year, of which—

"(A) $30,000,000 shall be made available to carry out subsection (d)(1)(A)(i);

"(B) $30,000,000 shall be made available to carry out subsection (d)(1)(A)(ii); and

"(C) $30,000,000 shall be made available to carry out subsection (d)(1)(A)(iii).

"(2) CONTROL OPERATIONS.—Any funds under paragraph (1) used for control operations shall be allocated by the Chief of Engineers on a priority basis, based on the urgency and need of each area and the availability of local funds."; and

(2) in subsection (d)—

(A) by striking paragraph (1) and inserting the following:

"(1) IN GENERAL.—

"(A) WATERCRAFT INSPECTION STATIONS.—In carrying out this section, the Secretary shall establish, operate, and maintain new or existing watercraft inspection stations—

"(i) to protect the Columbia River Basin;

"(ii) to protect the Upper Missouri River Basin; and

"(iii) to protect the Arkansas River Basin.

"(B) LOCATIONS.—The Secretary shall place watercraft inspection stations under subparagraph (A) at locations, as determined by the Secretary in consultation with States within the areas described in subparagraph (A), with the highest likelihood of preventing the spread of aquatic invasive species at reservoirs operated and maintained by the Secretary.

AMERICAN OVERSIGHT

"(C) RAPID RESPONSE.—The Secretary shall assist the States within the areas described in subparagraph (A) with rapid response to any aquatic invasive species, including quagga or zebra mussel, infestation."; and

(B) by striking paragraph (3)(A) and inserting the following:

"(A) the Governors of the States within the areas described in clause (i), (ii), or (iii) of paragraph (1)(A), as applicable;".

(b) Bureau of Reclamation Watercraft Inspection.—

(1) IN GENERAL.—The Reclamation Safety of Dams Act of 1978 is amended by inserting after section 5B (43 U.S.C. 509b) the following:

"SEC. 5C. WATERCRAFT INSPECTION.

"(a) Watercraft Inspection in Reclamation States.—

"(1) IN GENERAL.—Notwithstanding section 3, the Secretary of the Interior, acting through the Commissioner of Reclamation (referred to in this section as the 'Secretary'), shall provide financial assistance, including financial assistance to establish, operate, or maintain a watercraft inspection station, under this Act to a reclamation State [(as defined in section 4014 of the Water Infrastructure Improvements for the Nation Act (43 U.S.C. 390b note; Public Law 114–322))] or an aquatic invasive species control project to prevent the spread of aquatic invasive species into and out of reservoirs operated and maintained by the Secretary if the Secretary determines that the financial assistance is—

"(A) necessary;

"(B) in the interests of the United States; and

"(C) not inconsistent with the purposes of this Act.

"(2) NON-FEDERAL INSPECTION STATIONS.—The Secretary may provide financial assistance under paragraph (1) to a reclamation State for the reclamation State to establish, operate, or maintain a non-Federal watercraft inspection station.

"(b) Cost Share.—The non-Federal share of the cost of establishing, operating, and maintaining a watercraft inspection station (including a non-Federal watercraft inspection station) under subsection (a), including personnel costs, shall be—

"(1) not less than 50 percent; and

"(2) provided by the reclamation State, or a unit of local government in the reclamation State, in which the watercraft inspection station or other project is located.

"(c) Priority.—In providing financial assistance under subsection (a), the Secretary shall give priority to a reclamation State that demonstrates the capacity to fund the watercraft inspection station in accordance with subsection (b).

"(d) Coordination.—In carrying out this section, the Secretary shall consult and coordinate with—

"(1) each of the reclamation States [(as defined in section 4014 of the Water Infrastructure Improvements for the Nation Act (43 U.S.C. 390b note; Public Law 114-322))];

AMERICAN OVERSIGHT

"(2) affected Indian Tribes; and

"(3) the heads of appropriate Federal agencies.".

(2) CONFORMING AMENDMENT.—Section 3 of the Reclamation Safety of Dams Act of 1978 (43 U.S.C. 507) is amended by striking "section 5B" and inserting "sections 5B and 5C".

SEC. 3. WATERCRAFT INSPECTION AND DECONTAMINATION.

(a) Mandatory Inspection and Decontamination.—

(1) DEFINITION OF TASK FORCE AGENCY.—In this subsection, the term "task force agency" means any Federal agency the head of which is a member of the Aquatic Nuisance Species Task Force under section 1201(b) of the Nonindigenous Aquatic Nuisance Prevention and Control Act of 1990 (16 U.S.C. 4721(b)).

(2) MANDATORY INSPECTION AND DECONTAMINATION.—Each task force agency may, as appropriate, conduct mandatory inspections and decontamination of watercraft to limit the movement of aquatic nuisance species (as defined in section 1003 of the Nonindigenous Aquatic Nuisance Prevention and Control Act of 1990 (16 U.S.C. 4702)) into, out of, or across the waters of the United States.

(b) Aquatic Nuisance Species Task Force.—Section 1201(b) of the Nonindigenous Aquatic Nuisance Prevention and Control Act of 1990 (16 U.S.C. 4721(b)) is amended—

(1) in paragraph (6), by striking "and" at the end;

(2) by redesignating paragraph (7) as paragraph (8); and

(3) by inserting after paragraph (6) the following:

"(7) the Director of the National Park Service; and".

(c) Aquatic Nuisance Species Program.—Section 1202 of the Nonindigenous Aquatic Nuisance Prevention and Control Act of 1990 (16 U.S.C. 4722) is amended—

(1) in subsection (b)—

(A) in paragraph (5), by striking "and" at the end;

(B) in paragraph (6), by striking the period at the end and inserting "; and"; and

(C) by adding at the end the following:

"(7) not later than 90 days after the date of enactment of the Preventing Invasive Species in Western Waters Act of 2018, clarify the authority of each member of the Task Force to inspect watercraft and recommend legislative or regulatory changes to eliminate existing gaps in authorities between members of the Task Force to effectively manage and control the movement of aquatic nuisance species into, out of, and across ~~[Federal land and water/~~waters of the United States~~]~~.''; and

(2) in subsection (e)(1)—

(A) in the first sentence, by inserting ", infrastructure," after "environment"; and

AMERICAN OVERSIGHT

(B) in the second sentence, by inserting "(including through the use of watercraft inspection stations)" after "aquatic nuisance species".

AMERICAN OVERSIGHT

NV-DA-20-0615-A-006777

Section 1: Short Title

"Preventing Invasive Species in Western Waters Act of 2018"

Section 2: Watercraft Inspection Financial Assistance

U.S. Army Corps of Engineers: This section directs the Secretary to establish, operate, and maintain new or existing watercraft inspection stations to protect the Columbia River Basin, the Upper Missouri River Basin, and the Arkansas River Basin. It authorizes $30,000,000 to carry out this section, and directs the Secretary to place watercraft inspection stations at locations with the highest likelihood of preventing the spread of aquatic invasive species.

Bureau of Reclamation: This section amends dam safety statute to direct the Secretary of the Interior, through the Commissioner of Reclamation, to provide financial assistance to states to establish, operate, or maintain watercraft safety inspection stations when such invasive species control projects could prevent the spread of aquatic invasive species into and out of Bureau of Reclamation reservoirs. The financial assistance could include cost-share of up to 50%, to be matched with non-federal funds. Priority for financial assistance would pbe provided to reclamation States that have the capacity to fund watercraft inspection stations.

Section 3: Mandatory Watercraft Inspection Authority

This section provides each federal agency that is a member of the Aquatic Nuisance Species (ANS) Task Force with the discretionary authority to conduct mandatory inspection and decontamination of watercraft to limit the movement of ANS into and out of U.S. waters. This section adds the National Park Service as an explicit member of the ANS Task Force and updates the statute to clarify the role of watercraft inspection stations to protect federal infrastructure. Finally, this Section requires the Task Force to report back within 90 days on other legislative or regulatory changes that would eliminate existing gaps in authorities between Task Force agencies to effectively manage and control the movement of aquatic nuisance species.

AMERICAN OVERSIGHT

DRAFT – INTERNAL USE ONLY

WESTERN GOVERNORS' ASSOCIATION

Policy Resolution 2019-XX

Cybersecurity – VERSION 1

Commented [BB1]: 9/17 Work Group Call. Attendees: WA. Discussed WA edits shown below.
9/24 Work Group Call: No attendees. WA provided feedback/edits on draft.
10/1 Work Group Call: No attendees.
10/2-10/3: WA and ND provided additional edits.

A. BACKGROUND

1. In the age of automation, digitization, big data, artificial intelligence, and machine-to-machine learning, the United States' capabilities to prevent, detect and respond to cyberattacks are of ever-growing importance to our society. The cybersecurity of our nation is an all-of-government and industry-wide endeavor.

2. Cybersecurity is especially imperative for critical infrastructure, which includes the nation's electric grid, energy resource supply and delivery chains, finance, communications, election systems, the chemical industry, commercial facilities, critical manufacturing, defense industrial base, emergency services, food and agriculture, government facilities, healthcare and public health, information technology, transportation, and water and wastewater systems.

3. Addressing cybersecurity needs across ~~these~~ critical infrastructure sectors ~~and others~~ is further complicated by the increasing interdependency and interconnectedness of our nation's data systems to myriad of non-critical infrastructure systems and ~~the~~ a dynamic threat environment. Effective cybersecurity ~~regimes~~ programs require strategic and functional relationships and information-sharing between federal, state and local levels of government, and the public and private sectors.

Commented [BB2]: 10/2: ND edits.

4. The cybersecurity of their states and the nation is a high priority of Western Governors. State governments are responsible for securing public networks, the state's digital assets, and citizen data, as well as coordinating their cybersecurity efforts with federal agencies and potentially-affected private entities (e.g., utilities, financial institutions, transportation, and health). Governors lead efforts to plan and implement state cybersecurity programs, respond to cyberattacks, and investigate intrusions.

Commented [BB3]: 10/2: ND edits.

~~4.~~5. State election systems remain targets of foreign interference. As governors, we remain committed to protecting our states' election systems. There is nothing more fundamental to the enduring success of our American democracy, and we take seriously our responsibility to protect the integrity and security of our elections. This is an imminent national security threat that transcends party lines. This is a matter of protecting and preserving fair elections—the underpinning of our democracy.

Commented [BB4]: 10/3: WA edition.

~~5.~~6. The Office of Management and Budget and Department of Homeland Security (DHS) May 2018 Federal Cybersecurity Risk Determination Report and Action Plan concluded that 71 of 96 federal agencies are at risk or high risk of cyber intrusions. It also determined that federal agencies are not equipped to determine how threat actors seek to gain access to their information. This deficiency results in ineffective allocations of the agencies' limited cyber resources.

Commented [BB5]: 10/2: ND Comment: Are we absolutely certain we want this, as it's currently worded, in here? First, is this entirely accurate? Second, States aren't in a much better state of capability… Third, I am unsure of the point being made here…

AMERICAN OVERSIGHT

NV-DA-20-0615-A-006779

DRAFT – INTERNAL USE ONLY

~~6.~~7. Currently, there is a severe deficit of cyber workers, especially in government. Our nation cannot defend itself without a well-trained, experienced cyber workforce. The ~~private and~~ public sector~~s~~ must dedicate resources to cybersecurity education, training, and recruitment programs and encourage the private sector to do the same through effective policy.

Commented [BB6]: 9/17: WA edit.

B. GOVERNORS' POLICY STATEMENT

~~1.~~ Western Governors urge Congress to improve coordination of congressional oversight and legislative activity on cybersecurity. The federal government has a responsibility to provide adequate funding for states to meet election security needs. Western Governors encourage Congress and the Administration to work cooperatively with states in developing election security legislation and mandates, and to fully fund implementation.

Commented [BB7]: 10/3: WA edit.

~~2.~~1.

~~3.~~2. Federal agencies must engage in early, meaningful, substantive, and ongoing consultation with Governors or their designees on all aspects of cybersecurity. The federal government must also continue to clarify the roles and responsibilities of federal agencies in preventing, preparing for, and responding to cyberattacks. Centralized authority, points of contact, and formalized communication pathways are necessary to address increasingly complex threats. In addition, these pathways must occur at each level within government and other organizations.

Commented [BB8]: 9/24: Based on WA suggestion.

~~4.~~3. The increasing number and inconsistency of federal security regulations puts an unnecessary burden on state governments and is an inefficient use of often-constrained security resources. The federal government should establish a working group with representatives from states and federal agencies, as well as restore the position of the White House cybersecurity coordinator, to harmonize disparate agency regulations.

Commented [BB9]: 9/17: WA edit.

~~5.~~4. Western Governors recommend that the federal government continue the DHS State, Local, Tribal, and Territorial Engagement Program, which provides cybersecurity risk briefings and resources to Governors and other officials. The Governors also support DHS's Office of Cybersecurity and Communications, with which state chief information officers regularly interact.

~~6.~~5. The National Institute for Standards and Technology (NIST) Cybersecurity Framework and other standards can facilitate effective, consistent, and risk-based decision-making in government and industry. Real-world simulations of attacks on critical infrastructure are essential to prepare our nation for potential threats.

~~7.~~6. The federal government should use the full range of economic tools, including travel and financial sanctions, to deter cyberattacks organized or supported by nation-states.

~~8.~~7. The public and private sectors must take steps to mitigate global supply chain risks (e.g. installation of malicious software or hardware). Government and industry should also increase the cybersecurity awareness of government and private employees through training and education.

~~9.~~8. The Administration should propose, and Congress should provide, long-term authorization and sufficient appropriations for high-quality cybersecurity education and workforce development programs to grow and sustain the cybersecurity workforce. The federal government should

AMERICAN OVERSIGHT

also expand the CyberCorp: Scholarship for Service program and continue to support educational initiatives, such as NIST's Initiative for Cybersecurity Education and National Centers of Academic Excellence in Cyber Defense.

~~10.~~9. Western Governors support policies that incentivize the private sector to improve cybersecurity and share information regarding cyber threats as early as possible, including policies to improve access to information or create common standards for information-sharing. The federal government should emphasize the benefits of information-sharing, while alleviating private sector concerns with this essential communication. The federal government and states should continue to investigate liability protections, such as safe harbor provisions, for entities that report cyber intrusions.

Commented [BB10]: 9/24: Based on WA suggestion.

~~11.~~10. Our nation requires innovation in detecting, preventing, and responding to continually-evolving cyber threats. More research is required to understand the use of blockchain and encryption by perpetrators and its utility for defense against cyber threats, and address vulnerabilities of other emerging technologies, including connected vehicles and Internet of Things devices. The federal government should provide funding and technical assistance for these and other types of cybersecurity research and development.

C. GOVERNORS' MANAGEMENT DIRECTIVE

1. The Governors direct WGA staff to work with congressional committees of jurisdiction, the Executive Branch, and other entities, where appropriate, to achieve the objectives of this resolution.

2. Furthermore, the Governors direct WGA staff to consult with the Staff Advisory Council regarding its efforts to realize the objectives of this resolution and to keep the Governors apprised of its progress in this regard.

DRAFT

AMERICAN OVERSIGHT

United States Senate

WASHINGTON, DC 20510

October 4, 2018

Andrew R. Wheeler
Acting Administrator
U.S. Environmental Protection Agency
1200 Pennsylvania Avenue, N.W.
Washington, D.C. 20460

Dear Acting Administrator Wheeler:

We are writing to request your review of the federal government's implementation of Clean Water Act Section 401 to ensure it is consistent with the statute. We ask that you work with other federal agencies to determine whether new clarifying guidance or regulations are needed in light of recent abuses of the Section 401 process by certain states.

In the last few years, a troubling trend directed at fossil energy projects has arisen. A select number of states have hijacked Section 401 to delay or block the development of natural gas pipelines and a coal export terminal. While the focus of these abuses today is fossil energy, the approach could be used to target any type of project that is disfavored politically.

To address this concern, we introduced S. 3303, the Water Quality Certification Improvement Act of 2018. This bill clarifies appropriate considerations and processes to evaluate water quality impacts under Section 401. Recent obstruction of energy infrastructure projects has directly threatened national security by forcing reliance on foreign energy and increased air emissions.[1] This obstruction has hurt American workers,[2] states,[3] and tribes.[4]

We are firmly committed to states' and tribes' central role in protecting water resources, as we have maintained in other contexts.[5] In the few instances mentioned above, Section 401 is currently being used inappropriately to "fight" projects rather than protect water quality.[6] As the primary agency responsible for implementation of the Clean Water Act,[7] the Environmental Protection Agency (EPA) plays a critical role in ensuring that the statute is fairly

---

[1] Editorial, *Why You'll Pay for Beacon Hill's Pipeline Folly*, BOSTON GLOBE, Apr. 22, 2018.

[2] *Hearing to Examine Implementation of Clean Water Act Section 401 and S. 3303, the Water Quality Certification Improvement Act of 2018: Hearing Before the S. Comm. on Env't & Pub. Works*, 115th Cong. (2018) [hereinafter §*401 Hearing*] (statement of Brent Booker, Secretary-Treasurer, North America's Building Trades Unions).

[3] Tim Fox, Attorney General of Montana, Opinion, *Washington State Should Stop Blocking Planned Coal Export Terminal*, N.Y. TIMES, June 21, 2018.

[4] §*401 Hearing*, *supra* note 2 (statement of CJ Stewart, Board Director, National Tribal Energy Association).

[5] *The Appropriate Role of States and the Federal Government in Protecting Groundwater: Hearing Before the S. Comm. on Env't & Pub. Works*, 115th Cong. (2018).

[6] *See* Tom Johnson, *Move in Congress to Weaken Clean Water Act Could Have Impact in New Jersey*, NJ SPOTLIGHT, Aug. 16, 2018 ("'If this bill happens, it will make it extremely difficult to fight these dangerous projects,' said Jeff Tittel, director of the New Jersey Sierra Club. 'It (the Section 401 review) is probably the most effective tool we have to fight these projects.'"); *see also* §*401 Hearing, supra* note 2 (letter of Millennium Bulk Terminals-Longview LLC submitted to the record).

[7] 33 U.S.C. §1251(d) ("Except as otherwise expressly provided in this chapter, the Administrator of the Environmental Protection Agency … shall administer this chapter.").

AMERICAN OVERSIGHT

and uniformly applied. To our knowledge, the most recent EPA document regarding Section 401 is a 2010 interim "handbook" issued by the prior administration. EPA did not ask for public comment on the handbook, and it contains clear misstatements of law. For example, the handbook suggests that a state's "reasonable period" of time to act on a request for a water quality certification begins to run when an application is complete.[8] This is incorrect. That period begins to run when the state receives the application.[9]

We ask that you take immediate steps to review this handbook and other EPA materials. We also request that that EPA – as the lead federal agency – work with other federal agencies to determine what government-wide direction is needed, including the need for new clarifying guidance or regulations. All parties must have a clear understanding of the appropriate scope of water quality certification decisions. The federal permits and licenses that trigger the water quality certification process are often issued by other federal agencies, including the Federal Energy Regulatory Commission and U.S. Army Corps of Engineers. EPA must ensure that these agencies have consistent, coordinated direction.

Sincerely,

John Barrasso, M.D.
Chairman
Committee on Environment & Public Works

James M. Inhofe
U.S. Senator

Shelley Moore Capito
U.S. Senator

Steve Daines
U.S. Senator

Michael B. Enzi
U.S. Senator

Enclosures

[8] EPA, *Clean Water Act Section 401 Water Quality Certification: A Water Quality Protection Tool for States and Tribes* at 11 (2010) ("The amount of time allowed for action on a certification application is determined by the Federal agency issuing the license or permit, while the certifying agency determines what constitutes a 'complete application' that starts the timeframe clock.").

[9] *NY State Dep't of Envt'l Conservation v. FERC*, 884 F.3d 450, 455-56 (2d Cir. 2018).

AMERICAN OVERSIGHT

WGA CONGRESSIONAL ACTION REPORT

House 2018 Calendar here / Senate 2018 Calendar here

October 8-12, 2018

Reporting of action posted through 8 a.m. ET, October 12, 2018

This weekly report tracks the work of the U.S. House of Representatives and U.S. Senate, with particular emphasis on Committees covering issues of significance to the Western Governors' Association. It is published on weeks when one or both Congressional chambers are in session.

U.S. HOUSE OF REPRESENTATIVES

The House is in recess until after the 2018 elections. The current continuing resolution will keep the government open through Dec. 7, 2018.

U.S. SENATE

Confirmations:

- James Porter - U.S. Third Circuit Judge
- Ryan Nelson - U.S. Ninth Circuit Judge
- Richard Sullivan - U.S. Second Circuit Judge
- William Ray II - U.S. District Judge for the Northern District of GA
- Liles Clifton - U.S. District Judge for the Northern District of AL
- Michael Juneau - U.S. District Judge for the Western District of LA
- Mark Norris - U.S. District Judge for the Western District of TN
- Eli Richardson - U.S. District Judge for the Middle District of TN

AMERICAN OVERSIGHT

- Thomas Kleeh - U.S. District Judge for the Northern District of WV
- Jeremy Kernodle - U.S. District Judge for the Eastern District of TX
- Peter Phipps - U.S. District Judge for the Western District of PA
- Susan Brnovich - U.S. District Judge for the District of AZ
- Chad Kenney - U.S. District Judge for the Eastern District of PA
- James Hanlon - U.S. District Judge for the Southern District of IN
- Lance Walker - U.S. District Judge for the District of ME

- Jeffrey Clark - Assistant Attorney General
- Eric Dreiband - Assistant Attorney General
- Jason Dunn - U.S. Attorney for the District of CO
- DallasCarlson - U.S. Marshal for the District of ND
- James Stewart - Assistant Secretary of Defense
- Robert McMahon - Assistant Secretary of Defense
- Mary Taylor - Assistant Secretary of State (Legislative Affairs)
- Kimberly Breier - Assistant Secretary of State (Western Hemisphere Affairs)
- Denise Natali, Assistant Secretary of State (Conflict and Stabilization Operations).
- John Richmond – Department of State Director of the Office to Monitor and Combat Trafficking
- Daniel Rosenblum - Ambassador to Uzbekistan
- Karen Williams - Ambassador to Suriname
- Kevin Sullivan - Ambassador to Nicaragua
- Donald Yamamoto - Ambassador to Somalia
- Earl Miller - Ambassador to Bangladesh
- Adam Klein - Chairman, Privacy and Civil Liberties Oversight Board
- Edward Felten - Member, Privacy and Civil Liberties Oversight Board
- Jane Nitze - Member, Privacy and Civil Liberties Oversight Board
- James Morhard - NASA Deputy Administrator
- Harold Parker - Federal Chairperson, Northern Border Regional Commission
- Peter Gaynor - FEMA Deputy Administrator

Legislative Action:

- S.3021 - Legislative Vehicle for the Water Resources Development Act of 2018 *(S.3021 was originally a courthouse naming bill. Vote on a motion to concur with House amendments*).
- S.J.Res.63 - Congressional Disapproval Relating to Short-Term, Limited Duration Insurance
- S.Res.672 - Expressing Sense of the Congress that Electric Cooperative Voluntary Energy Reduction Programs Reduce Energy Consumption and Save Participants Money
- S.1305 - Providing U.S. Customs and Border Protection with Adequate Flexibility in Employment Authorities
- H.R.1037 - National Emergency Medical Services Memorial Foundation
- H.R.2615 - Gulf Islands National Seashore Land Exchange Act (*with committee-reported substitute)*
- H.R.2422 - Action for Dental Health Act *(with Alexander substitute)*
- H.R.6758 - SUCCESS Act
- H.R.390 - Iraq and Syria Genocide Emergency Relief and Accountability Act *(with substitute amendment)*
- H.R.3342 - Sanctioning Hizballah's Illicit Use of Civilians as Defenseless Shields Act (*with Corker amendment)*
- H.R.6870 - Renaming the STOCK Act

AMERICAN OVERSIGHT

- H.R.6896 - U.S. Parole Commission Extension Act
- H.R.3834 - Providing That Members of Public Safety Agencies Who of 9/11-related Health Conditions Are Eligible for the Presidential 9/11 Heroes Medal of Valor
- S.2465 - Amending the Public Health Service Act to Reauthorize a Sickle Cell Disease Prevention and Treatment Demonstration Program and to Provide for Research, Surveillance, Prevention, and Treatment *(with committee-reported substitute)*
- S.1595 - Hizballah International Financing Prevention Amendments Act of 2017 *(concurring with House amendment)*
- S.2765 – Amending Investment Advisers Act of 1940 to Exempt Investment Advisers Who Solely Advise Certain Rural Business Investment Companies

Senate Agriculture Committee

Majority**:**

- No activity reported this week.

Minority**:**

- No activity reported this week.

Senate Appropriations Committee

Majority:

- No activity reported this week.

Minority:

- No activity reported this week.

Senate Commerce, Science and Transportation Committee

Majority**:**

- Press Release: "*Committee Announces Field Hearing to Examine 5G in Sioux Falls*." October 9, 2018 – release.

- Hearing: "*Consumer Data Privacy: Examining Lessons from the European Union's General Data Protection Regulation and CA Consumer Privacy Act.*" October 10, 2018 – hearing details/video.

- Hearing: Subcommittee on Oceans, Atmosphere, Fisheries, & the Coast Guard – *"Future of the Fleets: Coast Guard and NOAA Ship Recapitalization*." October 11, 2018 – hearing details/video.

AMERICAN OVERSIGHT

- Press Release and Letter: "*Commerce Committee Leaders Seek Google+ Memo on Vulnerability*." October 11, 2018 – release and letter.

- Field Hearing: Full Committee – "*The Race to 5G: A View from the Field (Sioux Falls, SD).*" October 12, 2018 – hearing details.

Minority:

- No activity reported this week.

Senate Energy and Natural Resources Committee

Majority:

- Release: "*Senate Passes Major Water Infrastructure Bill*." October 10, 2018 – release.

- Hearing: Full Committee – "*Examining Blackstart*." October 11, 2018 – release and hearing details/video.

Minority:

- Press Release: "*Cantwell Evaluates Real Solutions to Secure the Energy Grid in Case of Cyber Attack.*" October 11, 2018 – release.

Senate Environment and Public Works Committee

Majority:

- Press Release: "*What They Are Saying…Broad Support for America's Water Infrastructure Act*." October 9, 2018 – release.

- Hearing: Full Committee – "*From Yellowstone's Grizzly Bear to the Chesapeake's Delmarva Fox Squirrel – Successful State Conservation, Recovery and Management of Wildlife*." October 10, 2018 – Barrasso statement, release and hearing details/video.

- Press Release: "*Wyoming Supports Barrasso's Bipartisan Water Infrastructure Legislation.*" October 10, 2018 – release.

- Press Release: "*Congress Passes America's Water Infrastructure Act.*" October 10, 2018 – release.

Minority:

- Press Release: "*Carper Criticizes Supreme Court Announcement on HFC Litigation, Calls for Passage of Bipartisan AIM Act*." October 9, 2018 – release.

AMERICAN OVERSIGHT

- Statement: "Hearing: *From Yellowstone's Grizzly Bear to the Chesapeake's Delmarva Fox Squirrel – Successful State Conservation, Recovery and Management of Wildlife.*" October 10, 2018 – Carper statement.

- Press Release and Letter: "*Carper Leads Senators to Call on Acting Administrator Wheeler to Uphold Rule of Law at EPA.*" October 10, 2018 – release and letter.

- Press Release: "*Carper Highlights EPA's Irresponsible, Short-Sighted Move to Dismantle Clean Power Plan*." October 11, 2018 – release.

- Press Release: "*Carper Votes Against DOJ Environmental Enforcement Nominee Jeffrey Bossert Clark.*" October 11, 2018 – release.

Senate Finance Committee

Majority:

- No activity reported this week.

Minority:

- Press Release: "*Wyden, Senate Democrats Stand Against Junk Plans*." October 10, 2018 – release.

- Statement: "*2019 Social Security COLA*." October 11, 2018 – Wyden statement.

Senate Homeland Security and Governmental Affairs Committee

Majority:

- Hearing: Full Committee – "*Threats to the Homeland*." October 10, 2018 – hearing details/video

Minority:

- No activity reported this week.

Senate Indian Affairs Committee

Majority:

- Press Release: "*Hoeven Welcomes Passage of America's Water Infrastructure Act*." October 10, 2018 – release.

Minority:

- No activity reported this week.

AMERICAN OVERSIGHT

Senate Judiciary Committee

Majority:

- Hearing: Full Committee – "*Various Judgeships (see list here).*" October 10, 2018 – hearing details.
- Press Release and Letter: "*Grassley Seeks FTC Assessment of Reported Health Insurance Scheme That May Increase Patients' Cost of Care.*" October 10, 2018 – release and letter.
- Press Release: "*Grassley Discusses Justice Kavanaugh's Confirmation.*" October 10, 2018 – release.
- Markup: Full Committee – "*Various Judgeships (see list here), DETER Act (S. 2785) and Justice for Victims of Lynching Act of 2018 (S. 3178).*" October 11, 2018 – Grassley statement and markup details/video.
- Press Release: "*President Signs into Law Major Music Reform Package.*" October 11, 2018 – release.

Minority:

- Press Release: "*Feinstein on 9th Circuit Nominees.*" October 11, 2018 – release.

AMERICAN OVERSIGHT

October 10, 2018

The Honorable William L. Wehrum
Assistant Administrator
Office of Air and Radiation
U.S. Environmental Protection Agency
1200 Pennsylvania Avenue, N.W.
Washington, D.C. 20460

Dear Assistant Administrator Wehrum:

Western Governors write to express our concerns regarding the Environmental Protection Agency's (EPA's) proposed rule, Emission Guidelines for Greenhouse Gas Emissions From Existing Electric Utility Generating Units; Revisions to Emission Guideline Implementing Regulations; Revisions to New Source Review Program, 83 FR 44746. While our states may have various opinions on the substance of this proposed action, we are united in our concern regarding the lack of meaningful consultation with states in advance of its publication.

The EPA acknowledges that the proposed rule may have federalism implications and impose substantial direct compliance costs on states. Yet, the agency did not consult with Governors or their designees regarding the proposed rule prior to its publication. In the proposal, EPA specifically solicits comment from state officials through the same process as the American public and does not describe any plans to consult with states.

Pursuant to the U.S. Constitution and our system of federalism, state governments are co-sovereigns and co-regulators with the federal government. As the chief elected officials of sovereignties, Western Governors expect to engage with federal officials on the formulation and execution of public policy through early, meaningful, substantive, and ongoing consultation, which must occur outside of, in addition, and prior to the public comment process.

The rulemaking procedures required by the Administrative Procedure Act do not satisfy the federal government's duty to consult with states as co-sovereigns, especially where federal authority is delegated to states. Executive Order 13132 requires agencies to consult with state officials early in the process of developing proposed rules with federalism implications that impose substantial direct costs on states. It also requires agencies to have a consultation process, distinct from notice and comment procedures, to ensure meaningful input from state officials. Western Governors urge EPA to engage in meaningful and substantive consultation with Governors or their designees on the proposed rule as soon as possible and take concrete actions to assure that federalism concerns are addressed before the rulemaking proceeds.

Thank you for your attention to this critical issue. We will also submit this letter through regulations.gov for administrative recordkeeping purposes, while maintaining it is an insufficient channel for state-federal communications on agency actions with substantive impacts on states.

Sincerely,

David Ige
Governor of Hawai'i
Chair, WGA

Doug Burgum
Governor of North Dakota
Vice Chair, WGA

AMERICAN OVERSIGHT
NV-DA-20-0615-A-006790

Western Governors' Association
2018 Winter Meeting
December 10-13, 2018 | Hawai'i

Governors' Draft Agenda
(subject to change)

NOT FOR PUBLIC DISTRIBUTION

Dress for meeting is business casual.
Hawaiian Island attire is also welcome and suggested for all evening events.

Monday, December 10, 2018

1:00 – 5:00 p.m.	**Early Registration Open**
5:30 – 7:00 p.m.	**Governors' Reception with WGA Chairman-level and Platinum-level Sponsors, VIPs and Governors' Staff** **Governors-elect and staff welcome*
7:00 – 9:00 p.m.	**Private Dinner – Governors & First Spouses** **Governors-elect welcome; no staff*

Tuesday, December 11, 2018

8:00 a.m. – 5:00 p.m.	**Registration Open**
8:00 – 9:30 a.m.	**Chairman Sponsor Breakfast with WGA Chair Governor David Ige and Vice Chair Governor Doug Burgum** **All Governors, Governors-elect, Spouses, and staff welcome (attendance optional)*
8:00 – 11:00 a.m.	**Open Time for Governors to Schedule Private Meetings**
8:30 – 11:30 a.m.	**Staff Advisory Council Meeting**
11:00 a.m. – 12:30 p.m.	**First Spouse Brunch**

DRAFT

AMERICAN OVERSIGHT

11:00 – 11:30 a.m.	**WGA Executive Committee Meeting** **No staff*
11:30 a.m. – 12:30 p.m.	**Governors' Private Lunch Meeting** **One staff per Governor; Governors-elect and staff welcome*
12:30 – 1:00 p.m.	**Governors' Group Photo and Press Conference**
1:00 – 1:45 p.m.	**Welcome and Opening Remarks** Jim Ogsbury, WGA Executive Director Governor David Ige, WGA Chair
1:45 – 2:15 p.m.	**Keynote I : Nainoa Thompson** The first Hawaiian to practice the ancient Polynesian art of navigation since the 14th century, **Nainoa Thompson** piloted the double-hulled canoes Hokuleʻa and Hawaiʻiloa from Hawaiʻi to island nations in Polynesia without the aid of western instruments. The President of the Polynesian Voyaging Society will share the cultural significance of the canoes' travels around the globe.
2:15 – 3:00 p.m.	**Roundtable I: Chair's Initiative – Western Governors' Biosecurity and Invasive Species** WGA Chair and Hawaii **Governor David Ige** will moderate a session featuring the Governors and invited guests discussing the threats that invasive species pose to the West, and the role that biosecurity plays in addressing those risks.
3:00 – 3:30 p.m.	**Keynote II: TBD**
3:30 – 4:30 p.m.	**Roundtable II: Harnessing the Power of Outdoor Recreation** Leaders of state offices of outdoor recreation will discuss how their offices are leveraging the fast-growing industry to spur economic growth and invigorate local communities. Panelists: **Tom Adams**, Utah Office of Outdoor Recreation; **Luis Benitez**, Colorado Outdoor Recreation Industry Office; **Domenic Bravo**, Wyoming Outdoor Recreation Office & State Parks; **Rachel VandeVoort**, Montana Governor's Office of Outdoor Recreation.

DRAFT

AMERICAN OVERSIGHT

5:00 – 7:00 p.m.	**Opening Reception** Governors, Governors-elect, Spouses and All Attendees

Wednesday, December 12, 2018

8:00 a.m. – 5:00 p.m.	**Registration Open**
8:00 – 9:00 a.m.	**Private Breakfast - Governors and Spouses** **Governors-elect and spouses welcome; No staff*
9:15 – 9:45 a.m.	**Keynote III & Conversation with Secretary of Agriculture Sonny Perdue** The Secretary of Agriculture will discuss policy issues of significance to Hawaii and the West, followed by a public conversation with the Western Governors.
9:45 – 10:00 a.m.	**Keynote IV: U.S. Secretary of Veterans Affairs, Robert Wilkie** The Secretary of Veterans Affairs will discuss policy issues of significance to Hawaii and the West, then join the following roundtable discussion.
10:00 – 10:45 a.m.	**Roundtable III: Helping Veterans Move from "Jobs" to "Careers"** Veterans have the skills in demand for today's economy, but obstacles remain to translating that experience to the civilian workforce. Secretary of Veterans Affairs **Robert Wilkie** and invited guests will share ideas and have a conversation with the Governors on how to help veterans embark on meaningful careers that maximize the potential of this talented pool of workers.
10:45 – 11:15 a.m.	**Keynote V: Henk Rogers** Henk Rogers became a video game legend when he brought Tetris to the West in the '80s. The Dutch-born entrepreneur, who now lives in Hawaii, established the Blue Planet Foundation, which worked to gain approval for the 2015 bill that directed state utilities to generate 100 percent of their electricity sales from renewable sources by 2045.

DRAFT

AMERICAN OVERSIGHT

11:15 a.m. – 12:15 p.m.	**Roundtable IV: Renewable Energy Integration and Technology** Panelists will examine tools and strategies to balance the variable power provided by wind and solar in Hawaii and the West, and how to ensure reliability in the face of a changing resource mix. Panelists**: James P. Griffin**, Hawai'i Public Utilities Commission; **Stacey Crowley**, California Independent System Operator; **Jim Robb**, North American Electric Reliability Corporation; **Dave Lock**, Tri-State Generation and Transmission Association.
12:15 – 1:15 p.m.	**Lunch – all attendees**
1:00 – 5:00 p.m.	**Local Tours/Activities** *(optional)* **or Afternoon at Leisure**
6:00 – 7:00 p.m.	**Governors' Reception with WGA Sponsors and VIPs** **Governors-elect and staff welcome*
7:00 – 9:00 p.m.	**Hawaiian Luau Dinner Reception** *All Attendees*

Thursday, December 13, 2018

8:00 – 11:30 a.m.	**Registration Open**
8:15 – 9:15 a.m.	**Governors' Breakfast with WGA Sponsors** **Governors-elect and staff welcome*
9:30 – 10:00 a.m.	**Keynote VI & Conversation with U.S. Administrator Linda McMahon, Small Business Administration** The Administrator will discuss policy issues of significance to Hawaii and the West, including disaster assistance and workforce development, followed by a public conversation with the Western Governors
10:00 – 10:45 a.m.	**Roundtable V: Social Determinants and Western Health Care** Health care experts will look at how the places we live, work and play affect health risks and outcomes, and some of the unique challenges facing western states in promoting healthy lifestyles.

DRAFT

AMERICAN OVERSIGHT

10:45 – 11:45 a.m.	**Governors' Conversation: Riding into the Sunset** Western Governors nearing the end of their time in office reflect on lessons they have learned and their hopes for the future of their states and the western region.
11:45 a.m. – Noon	**Update: Governors' Policy and Business Session** Vice Chair, North Dakota Doug Burgum, will offer an update on WGA resolutions and other business.
Noon	**Closing Remarks – Governor David Ige**

DRAFT

AMERICAN OVERSIGHT

Stephanie M. Klapstein

From: Holly Propst <hpropst@westgov.org>
Sent: Friday, October 26, 2018 7:53 AM
To: abovingdon@mt.gov; Alex Whitaker; Alexandra Kaney; AngieByrnes; Annie McColaugh; Bailey Carlson; Bill Whitacre; Britta Beckstead; CarlyCordell; Caroline Godkin; Casey Katims; Dan Baer; David Willms; DebKinsley; Dottie Ochoa; Glenna Reyes; Gordon Larsen; hmoore@az.gov; Holly Propst; JaceBeehler; James Ogsbury; JasonMiner; Joe Rassenfoss; joepereira48@hotmail.com; Johanna Easter; John Chatburn; John Crowther; John Swartout; kadams@az.gov; Katie Mathews; Keith Gardner; Kevin Moss; kimberly.pallick@resources.ca.gov; kmathews@wdc.ca.gov; Kyler Nerison; laurel.a.johnston@hawaii.gov; Lauren DeNinno; Leslie Porter; LisaHiraoka; margaret.metcalfe@guam.gov; mike.mccartney@hawaii.gov; Pam Robinson; PatrickHolmes; Robert Randall; Ruchi Sadhir; Sam Eaton; Sarah Olsen; Sharlett Mena; Teal Takayama; Toni Vigil; Tony Venhuizen; Troy Timmons; Tyler Klimas; Ward Scott; Zach Bodhane
Subject: Weekly SAC Email - Upcoming Deadlines and Activities - October 26, 2018
Attachments: SAC Agenda_Dec2018_10-25-18.docx; 2018 Winter Meeting Govs Draft Agenda_Hawaii.docx; WGA Reso Status Sheet - 10-26-18.docx; DRAFT Reso_Preclearance 2018_V2.docx; Cybersecurity Resolution V2.docx; DRAFT WGA PR 2019-xx Western Health Care V3.docx; WGA PR XX 2019 Compensatory Mitigation_v6.docx; Regional Haze and EE Letter.docx; Draft AIS Bill_WGA edits.docx; regional_facilitator_participants Oct23.docx; EPA Methane Rule FINAL.pdf; Memo_Opp Zone Guidance.docx; CWA 401 - DRAFT Coalition Letter to EPA OW_V1.docx; WH Oct 2018 Water Infrastructure Memo - WGA Analysis.docx

Welcome to the October 26, 2018 edition of the WGA SAC Friday Email.

SUMMARY OF COMING EVENTS & DEADLINES
(*See details in the report and master calendar below.)*

- Input Requested: Draft Coalition Letter: EPA Action on CWA Section 401 – **Oct. 29 (MONDAY)**
- Input Requested: Letter to EPA on Regional Haze / Draft Exceptional Events Guidance – **Oct. 31**
- SAC Resolutions Call – **Nov. 1**
- Input Requested: Draft Aquatic Invasive Species Bill – **Nov. 2**
- Input Requested: Request for Support of Esplanade for Use on Rangeland Invasives – **Nov. 2**
- Deadline: SAC Recommendations for Panelists/Participants in BISI Hawaii Workshop – **Nov. 2**
- SAC Resolutions Call – **Nov. 8**
- Meeting / Call-in: WGA, State Invasive Species Coordinators, DOI – Discussion on Quagga/Zebra Mussels Rapid Response – **Nov. 13**
- Biosecurity and Invasive Species Initiative MT Workshop – **Nov. 14**
- SAC Resolutions Call – **Nov. 15**
- WGA New Governor Orientation Luncheon – **Nov.16**
- Ballots and Winter Meeting Briefing Books Delivered – **Nov. 27**
- SAC Call (Winter Meeting Logistics) – **Dec. 6**
- Ballot Return Deadline – **Dec. 7**
- Biosecurity and Invasive Species Initiative HI Workshop – **Dec. 9-10**
- SAC Winter Meeting (Hawaii, The Big Island) – **Dec. 11**
- WGA 2018 Winter Meeting (Hawaii, The Big Island) – **Dec. 10-13**

AMERICAN OVERSIGHT

NV-DA-20-0615-A-006796

HOUSEKEEPING

December 2018 SAC Meeting

Attached find the near-final draft agenda for the upcoming SAC meeting at the 2018 WGA Winter Meeting on the Big Island. Join us from 8:30-11:30 a.m. on Tuesday Dec. 11 in the Paniolo Lounge, Fairmont Orchid Hotel.

Action Item: If you haven't already, please RSVP to Deb Kinsley (dkinsley@westgov.org)

WGA Staff: Holly Propst (hpropst@westgov.org)

2018 Winter Meeting Update

The agenda for the 2018 Winter Meeting is coming together, attendee registration is going strong and ten Governors already have registered to join WGA Chair David Ige Dec. 10-13 on the Big Island. The Secretaries of Agriculture and Veterans Affairs will speak, as will the Administrator of the Small Business Administration.

Western Governors joining Governor Ige include: WGA Vice Chair Doug Burgum (North Dakota), Dennis Daugaard (South Dakota), Mary Fallin (Oklahoma), Gary Herbert (Utah), Matt Mead (Wyoming), Brian Sandoval (Nevada), Kate Brown (Oregon), Lolo Matalasi Moliga (American Samoa), Eddie Calvo (Guam) and Ralph Torres (Northern Mariana Islands). Ten members from SAC have registered.

Action Item: Read the attached agenda and register here if you have not already.

WGA Staff: Joe Rassenfoss (joe@westgov.org)

RESOLUTIONS

Resolution Development – Update

Thanks to SAC members who joined yesterday's resolution development conference call. As discussed, your assistance in incorporating appropriate feedback from your states is greatly appreciated.

- Resolution Status Sheet Updated (Attachment)
- Foreign Visitor Preclearance (Attachment)
- Cybersecurity (Attachment)
- Compensatory Mitigation (Attachment)
- Western Health Care (Attachment)

WGA Staff: Holly Propst (hpropst@westgov.org)

ACTION / REPORTING ITEMS

Air Quality

Draft WGA Letter to EPA on Regional Haze Reform and Draft Exceptional Events Guidance

In August and September, the Environmental Protection Agency (EPA) issued a Regional Haze Reform Roadmap and draft exceptional events guidance. The Western States Air Resources Council (WESTAR) recently submitted comments on these documents to EPA.

AMERICAN OVERSIGHT

NV-DA-20-0615-A-006797

The attached draft letter highlights issues presented by EPA's documents (and WESTAR's comments) that align with the Governors' policy and emphasizes the need for effective cooperative federalism on regional haze and exceptional events, which are of critical importance to the West.

Action Item: Input requested by COB on Wednesday, Oct. 31.

WGA Staff: Britta Beckstead (bbeckstead@westgov.org)

EPA Proposes Extension of the Deadline for 2016 Municipal Solid Waste Landfill Emission Plans

On Oct. 23, EPA proposed extending plan submission deadlines for the 2016 Municipal Solid Waste (MSW) Emission Guidelines to Aug. 29, 2019 to align with the state plan timing in the proposed Affordable Clean Energy Plan. EPA is also currently reviewing these Emission Guidelines and its 2016 final rules for MSW Landfill New Source Performance Standards (NSPS). See more information about the proposal and the MSW Emission Guidelines and NSPS here.

WGA Staff: Britta Beckstead (bbeckstead@westgov.org)

Biosecurity / Invasive Species

BISI Workshops -- Update

- Workshop #3: Early Detection and Rapid Response | Nov. 14 | Helena, MT | Register here.
- Workshop #4: Biosecurity and Agriculture | Dec. 9-10 | Kona Coast, Island of Hawaii | Register here.

WGA Staff: Bill Whitacre (bwhitacre@westgov.org)

Draft Aquatic Invasive Species Bill

In the Oct. 5 email, WGA staff circulated for comment a draft bill from Sen. Michael Bennet (D-CO) which would provide the Department of the Interior and other federal agencies the authorities necessary to implement mandatory inspection and decontamination for all watercraft leaving infested waters under their jurisdiction. WGA staff has incorporated all comments received into the new revised version of the bill (attached). If approved by SAC, WGA will work with Sen. Bennet and other cosponsors to support passage of the bill.

Action Item: Please review the attached draft bill and contact Bill Whitacre with any comments or recommendations for potential cosponsors by COB on Friday, Nov. 2.

WGA Staff: Bill Whitacre (bwhitacre@westgov.org)

Request for Support: Registration of Esplanade for Use on Rangeland Invasives

Bayer U.S. has asked WGA to submit a letter to EPA supporting the registration of the herbicide Esplanade 200 SC (indaziflam) for use to control invasive grasses on western rangelands. Bayer has provided information in the attached "Stakeholder Support Request" document. On May 1, 2015, WGA responded to a similar request and submitted comments to USFWS supporting the registration of the weed-suppressive bacteria *Pseudomonas fluorescens* (ACK55) as a biopesticide agent to combat invasive grasses. Bayer would like a letter of support by Nov. 9, 2018

Action Item: Please review the attached request document and contact Bill Whitacre with any comments by COB on Friday, Nov. 2.

WGA Staff: Bill Whitacre (bwhitacre@westgov.org)

Energy

AMERICAN OVERSIGHT

NV-DA-20-0615-A-006798

EPA's Proposed Methane Rule Revisions

On Oct. 12, EPA published proposed revisions to its final rule, Oil and Natural Gas Sector: Emission Standards for New, Reconstructed, and Modified Sources; Final Rule, 81 FR 35824 (June 3, 2016). The revisions address: fugitive emissions requirements; well site pneumatic pump standards; the requirements for certification of closed vent systems; alternative means of emission limitations, well completions (location of a separator during flowback, screen-outs and coil tubing cleanouts); onshore natural gas processing plants (definition of capital expenditure and monitoring); storage vessels (maximum average daily throughput); and general clarifications (certifying official and recordkeeping and reporting).

WGA Policy Resolution 2018-05, *Air Quality and Methane Emissions Regulation*, notes that "[m]any western states – in cooperation with industry in those states – have already implemented regulatory strategies that reduce methane emissions from oil and gas operations, while expanding the use and sale of methane."

Note the attached Executive Director's letter on this topic.

WGA Staff: Britta Beckstead (bbeckstead@westgov.org)

Rural Development

Opportunity Zones Guidance – Analysis

On Oct. 19, 2018, the U.S. Department of Treasury issued proposed guidance for the new Opportunity Zone tax incentive created in the Tax Cuts and Jobs Act of 2017. The guidance provides clarity about the establishment and operation of the special funds that can make investments through the program, and the tax breaks for capital gains that individual taxpayers and companies funnel into those funds.

Treasury indicated that they anticipate the proposed regulations, which are pending publication in the Federal Register, could be finalized in the spring. There will also be a second round of guidance issued before the end of the year. The attached memo provides an analysis of the first round of regulations.

Here is a map showing the census tracts that have been designated as Opportunity Zones in each state.

WGA Staff: Lauren DeNinno (ldeninno@westgov.org)

Species Conservation

Southwestern Willow Flycatcher Conservation Program

On Friday, Oct. 26, 2018 the U.S. Department of Agriculture, Animal and Plant Health Inspection Service (APHIS) announced a draft conservation program pursuant to the Endangered Species Act (ESA) for the endangered southwestern willow flycatcher.

The conservation program will focus on restoring habitat for the southwestern willow flycatcher impacted by invasive species control efforts targeted at eradicating tamarisk. In 2000, APHIS began issuing permits for the release of tamarisk leaf beetle as a means of biological control of tamarisk. The beetles spread beyond the targeted control area and began negatively impacting tamarisk in southwestern willow flycatcher habitat, triggering a lawsuit claiming that APHIS failed to comply with ESA Section 7.

The proposed conservation program, APHIS is proposing to offset negative impacts to southwestern willow flycatcher habitat through a number of measures. APHIS will be accepting comments on the proposed conservation program until Nov. 26, 2018.

WGA Staff: Zach Bodhane (zbodhane@westgov.org)

Water

Clean Water Act Section 401

AMERICAN OVERSIGHT

- **Draft Coalition Letter: Response to Announced EPA Action on Clean Water Act Section 401**

  EPA's Office of Water has announced that the agency plans to take action to address "perceived abuses" by certain states of their authority under Section 401 of the federal Clean Water Act. Calls for EPA to undertake regulatory changes have appeared in report language of the currently-proposed FY2018 House Interior and Environment Appropriations bill, as well as an Oct. 4 letter from Senators to EPA.

  WGA Policy Resolution 2018-08, *Water Quality in the West*, expresses that "Section 401 is operating as it should, and states' mandatory conditioning authority should be retained without amendment." Additionally, a WGA-led coalition of ten associations of state officials sent an Aug. 9 letter to Congressional leadership, expressing concerns about various proposals to alter the state water quality certification under Section 401 and urging Congress to "reject any legislative or administrative effort that would diminish, impair or subordinate states' ability to manage or protect water quality within their boundaries."

  WGA has now drafted, for your review, the attached draft coalition letter to EPA's Office of Water, expressing the importance of state authority under Section 401 and urging the agency to engage with states to avoid curtailing such authority. Once approved, WGA will circulate to associations of state officials in hopes of engaging EPA as a coalition.

  Action Item: Please review the attached draft letter and let WGA staff know if you have any questions by COB on Monday, Oct. 29.

- **FY19 House Interior and Environment Appropriations Report Language Directs EPA to Finalize Guidance on the Implementation of CWA Section 401**

  The Fiscal Year 2019 Interior and Environment appropriations have been included in H.R. 3354, which passed the House by a vote of 211-198 and awaits Senate consideration. The House report (H. Rpt. 115-765) includes the following language addressing Clean Water Act (CWA) Section 401:

  > The Committee encourages the Administrator of the Environmental Protection Agency to finalize guidance on the implementation of Clean Water Act Section 401 (33 U.S.C. 1341). Such guidance shall reinforce that the statutory time period for review does not exceed one year, that the scope of review is limited to Federal water quality standards, and that waiver of the certification obligation occurs when a State fails to act within one year from the date of application. The guidance shall also include a suggested schedule for a State making a Section 401 decision, which recognizes that the entirety of the State's review must occur within one year.

  This language reflects a larger effort to curtail states' authority to implement Section 401 and is particularly concerning because such a prescribed result would substantially narrow the scope of state review and limit their flexibility to processes applications for certification (which would ultimately result in a greater number of denials). To remove the concerning language from the House report, the conference committee must affirmatively contradict or reverse the position.

  Action Item: Please contact the offices of any conference committee members you have relationships with (listed below) and express that the report language addressing Section 401 would likely result in the curtailment of states' authority to protect water resources within their boundaries and that the language should be affirmatively withdrawn by language in the conference committee report.

  House conferees: Rodney Frelinghuysen (R-NJ); Robert Aderholt (R-AL); Mike Simpson (R-ID); Ken Calvert (R-CA); Tom Cole (R-OK); Mario Diaz-Balart (R-FL); Tom Graves (R-GA); David Young (R-IA); John Rutherford (R-FL); Nita Lowey (D-NY); David Price (D-NC); Sanford Bishop (D-GA); Betty McCollum (D-MN); Michael Quigley (D-IL); and Chellie Pingree (D-ME).

  Senate conferees: Richard Shelby (R-AL); Susan Collins (R-ME); Lisa Murkowski (R-AK); John Hoeven (R-ND); James Lankford (R-OK); Cindy Hyde-Smith (R-MS); Patrick Leahy (D-VT); Jack Reed (D-RI); Tom Udall (D-NM); Jeff Merkley (D-OR); and Chris Coons (D-DE).

  WGA Staff: Ward Scott (wscott@westgov.org)

AMERICAN OVERSIGHT

NV-DA-20-0615-A-006800

President Issues Memorandum Addressing Development of Western Water Infrastructure

On Oct. 19, President Trump issued a Presidential Memorandum, Promoting the Reliable Supply and Delivery of Water in the West, directing the Secretaries of the Interior and Commerce to streamline ongoing environmental reviews of water infrastructure associated with the Central Valley Project, California State Water Project, Klamath Irrigation Project, and hydropower projects located within the Columbia River Basin. The Memorandum also directs the Secretaries to improve the use of forecasting technology, desalination technology, recycled water, and technology for water management and monitoring. The attached analysis provides a summary of provisions included in the Memorandum and their relation to applicable WGA policy.

WGA Staff: Ward Scott (wscott@westgov.org)

HAPPENING ON THE HILL

WGA Congressional Action Report

Both the House and Senate are in recess until after the 2018 elections. The full 115th Congress will be back, starting Nov. 13, to complete action on funding matters. The current continuing resolution will keep the government open through Dec. 7, 2018. The WGA Congressional Action Report will resume when the action does.

WGA Staff: Holly Propst (hpropst@westgov.org)

HAPPENING IN THE EXECUTIVE BRANCH

HHS Releases Guidance on State Waivers for Health Care Insurance

The Department of Health and Human Services (HHS) announced this week that it has issued new guidance on State Innovation Waivers under Section 1332 of the Affordable Care Act. The guidance increases flexibility on coverage "guardrails" to permit the use of insurance plans that otherwise would not meet the coverage requirements of current federal law, loosens the requirement that state legislatures enact a law to prompt a state to seek a waiver, and provides "new functionality for states to leverage components of the federal platform and work with private industry." HHS hopes that waivers approved under the new guidance will be implemented in the 2020 health plan year; the Centers for Medicare & Medicaid Services is preparing to publish a series of Waiver Concepts to spur conversation about innovative waiver applications with states.

WGA Staff: Troy Timmons (ttimmons@westgov.org)

Administration Announces HRA Changes

The Departments of the Treasury, Health and Human Services, and Labor announced the issuance of a proposed rule to expand the usability of health reimbursement arrangements (HRAs). The proposed rule would allow employers to integrate HRAs with individual health insurance coverage if certain conditions are met and establish conditions for certain HRAs to be recognized as limited excepted benefits. The intent of the proposed rule is to create a new tax-preferred option for employers to fund employee health coverage: in this case, employers would fund the cost of individual health insurance coverage under an HRA, and the employee would own the coverage. This would allow an employee to maintain coverage even if he or she left the employer and was no longer covered by the HRA. The proposal would also allow employers offering traditional employer-sponsored coverage to offer an HRA of up to $1,800 per year to reimburse an employee for certain qualified medical expenses, including premiums for short-term, limited-duration insurance plans. A fact sheet can be found here.

WGA Staff: Troy Timmons (ttimmons@westgov.org)

MASTER CALENDAR DETAIL

AMERICAN OVERSIGHT

NV-DA-20-0615-A-006801

Monday, October 29, 2018 **(COB)**	**Input Requested:** Draft Coalition Letter: EPA Action on CWA Section 401
Wednesday, October 31, 2018 **(COB)**	**Input Requested**: Letter to EPA on Regional Haze / Draft Exceptional Events Guidance
Thursday, November 1, 2018	**SAC Resolutions Call** 2 p.m. MT / 4 p.m. ET 1-800-704-9804, access code 38539797#
Friday, November 2, 2018 **(MULTIPLE ITEMS (4)**	**Input Requested**: Letter to EPA on Regional Haze / Draft Exceptional Events Guidance **Input Requested**: Draft Aquatic Invasive Species Bill **Input Requested**: Request for Support of Esplanade for Use on Rangeland Invasives **Input Requested**: SAC Recommendations for Panelists/Participants in BISI Hawaii Workshop
Thursday, November 8, 2018	**SAC Resolutions Call** 2 p.m. MT / 4 p.m. ET 1-800-704-9804, access code 38539797#
Tuesday, November 13, 2018	**Meeting – WGA, State Invasive Species Coordinators, DOI – Discussion on Quagga/Zebra Mussels Rapid Response** 4:30 – 7:30 p.m. MT 1-800-704-9804 / code 38539797#
Wednesday November 14, 2018	**Biosecurity and Invasive Species Initiative Workshop** Helena, Montana Register here.
Thursday, November 15, 2018	**SAC Resolutions Call** 2 p.m. MT / 4 p.m. ET 1-800-704-9804, access code 38539797#
Friday, November 16, 2018	**WGA New Governor Orientation Luncheon** Noon MT / 2 p.m. MT Broadmoor Hotel, Schreyvogel Room, CO Springs, CO
Tuesday, November 27, 2018	**Ballots and Winter Meeting Briefing Books Delivered**

AMERICAN OVERSIGHT

Thursday, December 6, 2018	**SAC Call – Winter Meeting Logistics**
Friday, December 7, 2018	**Ballots Requested Back to WGA**
Sunday, December 9 through Monday December 10, 2018	**Biosecurity and Invasive Species Initiative Workshop** Fairmont Orchid, Hawaii, The Big Island Register here.
Monday, December 10 through Thursday, December 13, 2018	**WGA 2018 Winter Meeting** Fairmont Orchid, Hawaii, The Big Island
Tuesday, December 11, 2018	**SAC Winter Meeting** Fairmont Orchid, Hawaii, The Big Island
Sunday, June 9 through Wednesday, June 12, 2019	**WGA 2019 Annual Meeting** Vail, Colorado

AMERICAN OVERSIGHT

Presidential Memorandum: Promoting the Reliable Supply and Delivery of Water in the West

On October 19, President Trump issued a Presidential Memorandum, Promoting the Reliable Supply and Delivery of Water in the West, "to promote more efficient environmental reviews of water infrastructure projects in the West" in response to "decades of uncoordinated regulatory actions [that] have diminished the ability of Federal infrastructure to deliver needed water and have increased costs in the West."

The Memorandum directs the Secretary of the Interior and the Secretary of Commerce to streamline ongoing environmental reviews of water infrastructure associated with the Central Valley Project, California State Water Project, Klamath Irrigation Project, and hydropower projects located within the Columbia River Basin. The Memorandum also directs the Secretaries to improve the use of forecasting technology, desalination technology, recycled water, and technology for water management and monitoring. The following is a summary of the Memorandum:

Section 1. Policy. Directs the Secretaries of the Interior and Commerce to "work together to minimize unnecessary regulatory burdens and foster more efficient decisionmaking so that water projects are better able to meet the demands of their authorized purposes."

Section 2. Streamlining Western Water Infrastructure Regulatory Processes. Directs the Secretaries of the Interior and Commerce to:

- Within 30 days, (i) identify major water infrastructure projects in California in which the Department of the Interior (DOI) and Department of Commerce (DOC) have joint responsibility under the Endangered Species Act (ESA) or individual responsibilities under the National Environmental Policy Act (NEPA); and (ii) designate an official to coordinate ESA and NEPA compliance responsibilities, identify regulations and procedures that potentially burden the project, and develop a plan to appropriately suspend, revise, or rescind any regulations or procedures that unduly burden the project beyond the degree necessary to protect the public interest or otherwise comply with the law.

- Develop a timeline for completing applicable environmental compliance requirements for projects in California over which DOI and DOC have joint responsibility under the ESA or individual responsibilities under NEPA.

- Ensure that the ongoing review and issuance of their respective final biological opinions for the long-term coordinated operations of the Central Valley Project and California State Water Project is completed not later than June 15, 2019.

- Complete the joint consultation presently underway for the Klamath Irrigation Project by August 2019.

AMERICAN OVERSIGHT

- Provide monthly updates to the Chair of the Council on Environmental Quality (CEQ), and other components of the Executive Office of the President, as appropriate, regarding projects in meeting established timelines.

Section 3. Improve Forecasts and Water Availability. Directs the Secretaries of the Interior and Commerce to convene water experts and resource managers to develop an action plan to improve the information and modeling capabilities related to water availability and water infrastructure projects.

Section 4. Improving Use of Technology to Increase Water Reliability. Directs the Secretary of the Interior to direct DOI bureaus to promote the expanded use of technology for improving the accuracy and reliability of water and power deliveries, including investment in technology and reduction of regulatory burdens to enable broader-scale use of desalination technology and recycled water. Additionally, the Secretary is directed to invest in programs that promote and encourage innovation, research, and development of technology that improve water management.

Section 5. Consideration of Locally Developed Plans in Hydroelectric Projects Licensing. Directs the Secretaries of the Interior and Commerce to give appropriate consideration to relevant information in locally-developed plans when participating in Federal Energy Regulatory Commission licensing activities for hydroelectric projects.

Section 6. Streamlining Regulatory Processes and Removing Unnecessary Burdens on the Columbia River Basin Water Infrastructure. Directs the Secretary of the Interior, Secretary of Commerce, Secretary of Energy, and the Assistant Secretary for the Army for Civil Works under the direction of the Secretary of the Army, to submit to the Chair of CEQ within 60 days a schedule to complete the Columbia River Operations Environmental Impact Statement and associated Biological Opinion (due by 2020).

WGA Staff: Ward Scott (wscott@westgov.org)

AMERICAN OVERSIGHT

Western Governors' Association – Draft Resolutions Status – Fall 2018[1]

10/26/18

#	*Resolution Topic*	*SAC Review Status*	*Sponsors*	*Notes*
	Foreign Visitor Preclearance *(Renewal of Expired Resolution)* *(Staff Lead: Lauren DeNinno)*	9/20/18: HI indicated they would like this resolution to be considered during this resolution process during the SAC call. SAC indicated a working group was not needed. 9/28/18: HI submitted a revised version of the expiring resolution. This was circulated to SAC as V1. 10/18/18: Outstanding revisions were accepted after a walkthrough on the SAC call. 10/19/18: V2 circulated to SAC. 10/25: SAC Call Attendees: ID, WA, OR, UT, OK . No language changes proposed.	HI?	
	Cybersecurity *(New Topic)* (Working Group: ND, WA) *(Staff Lead: Britta Beckstead)*	9/17/18: Work Group call. Attendees: WA. 9/24/18: Work Group call. No attendees. WA provided edits/feedback on draft. 10/1/18: Work Group call. No attendees. 10/2-3/18: ND and WA provided feedback/edits. 10/4/18: V1 shared with SAC.	WA? ND? ID?	

[1] Article VI(A)(3) of the Western Governors' Association bylaws requires initial drafts of resolutions to be circulated no less than 60 days prior to a vote of the Governors.

AMERICAN OVERSIGHT

		10/18/18: SAC Call Attendees: CA, CO, GU, ID, MT, NV, OR, WA. Walked through V1 of resolution; no additional edits or issues discussed (redlines to V1 have been accepted in V2). WA indicated interest in co-sponsorship. 10/19: V2 shared with SAC. 10/25/18: Updated SAC on call (no edits to V2). Call Attendees: ID, OK, OR, UT, WA.		
	Compensatory Mitigation *(New Topic)* (Working Group: CO, ID, MT, NV, UT, WA) *(Staff Lead: Zach Bodhane)*	9/25/18: Working Group call. Attendees: WA, MT, UT. No substantive edits provided. 10/2/18: Working Group call. Attendees. CO, ID, UT, NV. No substantive edits provided. NV noted that they may have edits in the future but did not object to moving forward with full SAC consideration. 10/4/18: V1 shared with SAC. 10/4/18: ID submitted edits. 10/5/18: V2 circulated to SAC. 10/10/18: WA submitted edits. 10/12/18: V3 circulated to SAC. 10/18: SAC Call Attendees: CA, CO, GU, ID, MT, NV, OR, WA. Walked through WA and ID edits on V3 of resolution; no substantive concerns with edits but will need further review. NV proposed minor clarifying edits. CO indicated interest in co-sponsorship. 10/19/18: V4 circulated to SAC. 10/22/18: ID submitted edits. 10/25: SAC Call Attendees: ID, WA, OR, UT, OK Walked through and approved outstanding WA and ID edits on V5 of resolution. Most edits	CO?	

AMERICAN OVERSIGHT

		accepted with the exception of outstanding ID/WA concerns on B-5. WA provided compromise language reflected in V6.		
	Western Health Care Considerations *(New Topic)* (Working Group: AK, CA, CO, ID, NM, OR, SD, UT, WA) *(Staff Lead: Troy Timmons)*	9/20/18: Resolution discussed on SAC call. Working group established. CA, CO, ID, NM, OR, SD, UT, WA agree to participate. 9/25/18: AK joins working group. 10/3/18: Working group call. No attendees. 10/08/18: Strawman draft completed. 10/09/18: Strawman (V1) circulated to SAC. 10/24/18: Working group call (attendees: CO, MT, NM, OR, UT, WA) discussed reso Background and recommended edits. 10/25/18: V2 with working group edits in redline distributed to SAC. Updated SAC call attendees (ID, OK, OR, UT, WA) on working group progress. Working group will provide Policy Statement edits for consideration during next week's SAC call. 10/26/18: V3, which includes minor cleanup edits to V2, distributed to SAC.		

AMERICAN OVERSIGHT

WESTERN GOVERNORS' ASSOCIATION

Policy Resolution 2019-XX

Compensatory Mitigation – Version 6

A. BACKGROUND

1. Through their sovereign and statutory powers, states have primary management authority over all fish and wildlife within their borders. Following decades of work by staff and contractors, states have developed extensive science, expertise, and knowledge of species within their borders.

2. Governors bear responsibility for managing state interests, authorities and property rights within state borders – including fish and wildlife – and oversee state agencies charged with properly managing wildlife, habitat and related resources within their states.

3. States are the primary recipients of economic benefits associated with healthy species and ecosystems. At the same time, the economic costs of compliance with federal environmental regulations can fall disproportionately on western states and local communities. States recognize the importance of economic development and note that it is often not possible to both advance an economic development project and entirely avoid negative impacts to fish and wildlife populations and habitat.

4. Compensatory mitigation plays an important role in fish and wildlife management and conservation, and states rely on its use in developing and executing species conservation strategies. Compensatory mitigation strategies employed by states include, but are not limited to, habitat protection, habitat restoration, establishment, enhancement, or conservation activities.

5. The mitigation hierarchy is a commonly referenced and widely utilized strategy in determining compensatory mitigation requirements for resource development projects. The mitigation hierarchy consists of first avoiding adverse impacts to fish and wildlife populations and habitat where practicable, then minimizing adverse impacts where they cannot be avoided, and then committing to rectifying direct impacts through restoration where possible. The next step is employing compensatory mitigation measures to replace resources or offset adverse impacts that remain following avoidance and minimization. This practice is memorialized under the Council of Environmental Quality's implementing regulations and other federal policy and guidance.[1] Some states have identified and utilized a final step in the mitigation hierarchy, monitoring project impacts and mitigation actions and taking appropriate corrective measures to achieve the identified goal.

6. While states exercise primary management authority over fish and wildlife within their borders, habitat for fish and wildlife often spans a patchwork of land ownership types, complicating state efforts to manage and conserve species under their management jurisdiction. This is particularly challenging in western states, where federal ownership constitutes a generally higher percentage of overall land ownership.

[1] 40 CFR 1508.20

DRAFT

AMERICAN OVERSIGHT

B. GOVERNORS' POLICY STATEMENT

1. States have the responsibility to establish appropriate statutes, regulations, policies and programs to manage fish and wildlife within their borders. This responsibility extends to the development of compensatory mitigation standards and implementation of compensatory mitigation for species under their management purview.

2. Compensatory mitigation approaches vary from state to state, but they are designed to fully offset residual impacts to habitat function and value[2]. Governors recognize that habitat functionality and value are the primary metric by which mitigation outcomes are measured. Compensatory mitigation efforts must be sufficient to fully offset residual impacts to habitat function at the site-specific and range-wide scale necessary to meet conservation goals.

3. Where state mitigation programs or standards are in place, consistency with existing state policy should be the primary guiding principle for a federal agency's development or implementation of compensatory mitigation on lands within their management authority or jurisdiction.

4. Western Governors urge federal agencies to adopt and implement state-supported compensatory mitigation programs and policies. Consistency between federal mitigation standards and those in state-supported programs allows wildlife managers, state and federal regulators, and developers to use a consistent compensatory mitigation program across differing land ownership within a state. States will engage federal agencies in the development or amendment of compensatory mitigation programs and policies.

~~5. Western Governors recognize that that the diversity of conceivable species, habitat and project-specific circumstances make quantifying measures, with clearly defined goals, for compensatory mitigation difficult. Governors are concerned about federal agencies' potential inconsistent use and lack of assessment criteria for ambiguous mitigation goals such as "net conservation gain," and they believe that measures should be designed to avoid inappropriate uses of such a goal.~~

5. Western Governors recognize that the diversity of conceivable species, habitat, and project specific circumstances make quantifying measures, with clearly defined goals for compensatory mitigation, challenging for both state and federal agencies. ~~Governors are concerned about federal agencies' potential inconsistent use and lack of assessment criteria for ambiguous mitigation goals.~~ Governors urge federal agencies, in consultation with states, to provide consistency in the use of and improve assessment criteria for mitigation goals. Governors believe mitigation goals should establish clear expectations backed by effective assessment criteria. ~~to avoid inappropriate use of any mitigation goal.~~

6. Western Governors recognize that mitigation of development impacts to habitat or natural resources must account for a level of risk and uncertainty that a particular compensatory mitigation action may fail to adequately offset adverse impacts to fish, wildlife and habitat.

[2] Habitat value is an assessment of the affected fish and wildlife habitat based on three attributes; scarcity, suitability and importance. Importance is the relative significance of the affected habitat, compared to other examples of a similar habitat type in a landscape context.

Commented [ZB1]: WA edit – 10/10/18

Comment: "Washington would strongly oppose this section. Our mitigation policies do not yet identify "net conservation gain" as a mitigation goal, but we have increasing seen that goal applied in individual projects. Previous federal compensatory mitigation policies have considered "net conservation benefit" and WA has not opposed. Quantifying and measuring impacts and habitat function value, and ensuring additionality, timeliness, and effectiveness in delivering function and value of compensatory mitigation is a critical component of DFW's mitigation policy. The consistency and challenges of measuring to "no net loss" is not objectively more burdensome than measuring to "net conservation gain" and limiting compensatory mitigation standards in this way is really not appropriate for this resolution.

Commented [ZB2]: ID edit – 10/22/18

Commented [ZB3]: WA edit – 10/25/18

ID approved WA edit - 10/25/18

Commented [ZB4]: WA edit – 10/25/18

ID approved WA edit - 10/25/18

DRAFT

AMERICAN OVERSIGHT

Federal agencies should acknowledge a variety of tools and measures for incorporating risk and uncertainty based on the diverse experience of states in designing and implementing compensatory mitigation programs.

7. Governors believe that federal mitigation policies should be developed in coordination with Governors, and the state agency officials they designate, to achieve the following objectives:

- Provide measurable and documentable habitat and conservation values, services and functions that are at least equal to the lost or degraded values, services and functions caused by the impact.
- Incorporate measures to account for a level of risk that a particular compensatory mitigation action may fail or not achieve its stated objectives, and uncertainty about the level and duration of estimated impacts.
- Compensatory mitigation projects should be sited and designed to support the most effective conservation or restoration projects; the effectiveness of mitigation actions should be based on the best available science.
- Provide benefits that are durable and in place for at least the duration of the residual adverse impacts.
- Encourage the application of compensatory mitigation offsets prior to the impact occurring to ensure no lag time occurs between impacts and offsets.
- Offer transparency and certainty to developers, regulators, and the public to the extent feasible. This necessitates early and substantive consultation with States and consistency with State designed compensatory mitigation standards where they exist.

C. GOVERNORS' MANAGEMENT DIRECTIVE

1. The Governors direct WGA staff to work with Congressional committees of jurisdiction, the Executive Branch, and other entities, where appropriate, to achieve the objectives of this resolution.

2. Furthermore, the Governors direct WGA staff to consult with the Staff Advisory Council regarding its efforts to realize the objectives of this resolution and to keep the Governors apprised of its progress in this regard.

DRAFT

AMERICAN OVERSIGHT

Staff Advisory Council
Winter 2018 Meeting Agenda

Tuesday, December 11, 2018
Fairmont Orchid Hotel, Paniolo Lounge, Island of Hawai'i

8:30 a.m.	**Convene SAC Meeting, Highlight Purpose, Review Agenda** *Holly Propst (WGA Deputy Executive Director / Policy Director)*
8:35 a.m.	**Report: WGA Executive Director** *James Ogsbury (WGA Executive Director)*
8:45 a.m.	**Walk Through: Governors' Agenda – Winter Meeting 2018** *Sarah Olsen and Joe Rassenfoss (WGA)*
9:00 a.m.	**Report: Winter 2018 Resolutions** *Holly Propst (WGA*
9:10 a.m.	**Update: Chair Ige's Biosecurity / Invasive Species Initiative** *Lisa Hiraoka (Gov. Ige) and B ill Whitacre (WGA)*
9:20 a.m.	**Planning Activities: Vice Chair Burgum's Chair Initiative – 2019-20** *Lauren DeNinno (WGA)*
9:30 a.m.	**Looking Around the Curve: Coming Up in Congress & Executive Branch** *Holly Propst and Troy Timmons (WGA)* • Review of WGA's Planned Congressional Action Plan 2019-20 • Report on Fall 2018 Executive Branch Unified Calendar • State-Federal Relationship: EO 12372 and State Consultation
10:15 a.m.	**Coming Up: Key WGA Events / Projects – 2019** *James Ogsbury and Holly Propst (WGA)*
10:30 a.m.	**Administrative Matters** *Holly Propst, (WGA Deputy Executive Director / Policy Director)* • Approval of September 2018 SAC Minutes • Other Business
10:35 a.m.	**Break**
10:45 a.m.	**Canada-U.S. Relations** *Jamie Caton, Manager, Foreign Policy and Diplomacy Services, Consulate General of Canada*

DRAFT

AMERICAN OVERSIGHT

	• Debrief on inaugural western Canada Study Tour and update on state of relations between Canada-U.S. and impact to the western states.
11:05 a.m.	**Break**
11:10 a.m.	**Update: 2020 Decennial Census** *Mike Platt, Assistant Secretary of Legislative and Intergovernmental Affairs and Anthony Foti, Director of Intergovernmental Affairs, U.S. Department of Commerce*
11:30 a.m.	**Adjournment**

DRAFT

AMERICAN OVERSIGHT

Regional Facilitators' Meeting
October 15-16, 2018

REGIONAL FACILITATORS:

Region 1
Mike Tupper
U.S. Geological Survey
Reston, VA

Karen Mouritsen
Bureau of Land Management
Washington, DC

Region 2
Shannon Goessling
DOI Solicitor's Office
Atlanta, GA

Region 3
Charlie Wooley
Fish & Wildlife Service
Bloomington, MN

Region 4
Michael Celata
Bureau of Ocean Energy Management
New Orleans, LA

Region 5
Michael Black
Bureau of Reclamation
Billings, MT

Region 6
Amy Leuders
Fish & Wildlife Service
Albuquerque, NM

Region 7
Brent Rhees
Bureau of Reclamation
Salt Lake City, UT

Region 8
Terrance (Terry) Fulp
Bureau of Reclamation
Boulder City, NV

Region 9
Lorri Gray
Bureau of Reclamation
Portland, OR

Chip Jenkins
National Park Service
Mount Ranier NP, WA

Jamie Connell
Bureau of Land Management
Portland, OR

Region 10
Stan Austin
National Park Service
San Francisco, CA

Travis Aberle
Bureau of Reclamation
Sacramento, CA

Region 11
Greg Siekaniec
Fish & Wildlife Service
Anchorage, AK

Region 12
Nikolao Pula
International and Insular Affairs
Washington, DC

AMERICAN OVERSIGHT

November XX, 2018

The Honorable William Wehrum
Assistant Administrator
U.S. Environmental Protection Agency
Office of Air and Radiation (6103A)
1200 Pennsylvania Avenue, N.W.
Washington, D.C. 20460

Dear Assistant Administrator Wehrum:

Western Governors support the recent comments submitted by the Western States Air Resources Council (WESTAR) on the Environmental Protection Agency's (EPA) September 11, 2018 Regional Haze Reform Roadmap (Roadmap) and August 2018 draft exceptional events guidance. The letter highlights issues of significance to Governors regarding these regulatory activities. We appreciate that the Roadmap's key principles for implementation of the regional haze program include leveraging state leadership, reducing burdens on states, and supporting states in their implementation of the Clean Air Act. Furthermore, we are grateful for EPA's engagement with WESTAR on the exceptional events guidance.

The scheme of cooperative federalism embraced by the Roadmap requires adequate funding, timely guidance, comprehensive scientific research and data, and meaningful consultation with states as outlined in Western Governors' Policy Resolution 2018-05, *Air Quality and Emissions Regulation*. The Roadmap notes the importance of timely regional haze guidance yet indicates that guidance will not be completed until Spring 2019 – when many states will have already completed their technical analyses. Western Governors urge EPA to devote resources to finalize this guidance as soon as possible and to provide funding for state regional haze planning and implementation. If issuing the guidance earlier is not possible, it is of the utmost importance for EPA to consult with state air quality agencies and regional organizations on what the guidance will contain.

Additionally, EPA must ensure meaningful and substantive consultation with states before making determinations on the extent and scope of an exceptional events analysis. Exceptional events guidance, procedures and policies should encourage collaboration with states as co-regulators and eliminate one-sided, top-down decision-making. EPA should also advance the scientific understanding of the distinction of different sources of ozone through transparent, comprehensive research coordinated with state air quality agencies and regional organizations.

Please do not hesitate to contact Western Governors if we can assist in advancing the recommendations described above. Thank you for your continued commitment to cooperative federalism. We look forward to continuing to work with you to strengthen EPA's partnership with states.

Sincerely,

David Ige
Governor of Hawai'i
Chair, WGA

Doug Burgum
Governor of North Dakota
Vice Chair, WGA

DRAFT

AMERICAN OVERSIGHT

Analysis: Proposed Guidance for Opportunity Zones

Background

Congress created opportunity zones in the Tax Cuts and Jobs Act of 2017 to address uneven economic recovery and persistent lack of growth in low-income communities nationwide. Governors designated 25% of qualifying low-income census tracts in their states as qualified opportunity zones (view map). The federal opportunity zone program is designed to spur investment and job creation by providing investors with favorable tax treatment for reinvesting capital gains in these communities. The legislation also encourages investors to pool resources and risk in a new investment vehicle, qualified opportunity funds (QOFs).

Proposed Guidance "Investing in Qualified Opportunity Funds"

Although opportunity zones have been designated, there remains substantial uncertainty around definitions and implementation that has limited investment by QOFs so far. The U.S. Department of Treasury is responsible for coming up with regulations to guide the formation and operation of QOFs and clarify what investments qualify.

Treasury issued the first proposed guidance related to opportunity zones on October 19th, 2018. The guidance addresses "the type of gains that may be deferred by investors, the time by which corresponding amounts must be invested in QOFs, and the manner in which investors may elect to defer specified gains" and "proposed regulations applicable to QOFs, including rules for self-certification, valuation of QOF assets, and guidance on qualified opportunity zone businesses".

The proposed guidance clarifies what investments will qualify for deferred tax treatment and is expected to encourage a wide range of investments. It also ensures that investments will not be penalized if a community loses its opportunity zone designation after the first 10-year period of the program, a major source of uncertainty for investors.

It also addresses what businesses must do to qualify. Seventy percent of a business's property must be in the opportunity zone to be eligible. Also, capital received from a QOF investment has to be put to use within 31 months.

The proposed guidance includes a number of regulations, a more detailed breakdown of which is available here.

A number of questions remain and a second proposed rulemaking related to opportunity zones is expected later this year. However, Treasury expects that the guidance will provide enough confidence and clarity for QOFs to begin operating and for taxpayers to begin investing in them.

The proposed rulemaking is pending publication on the Federal Register, at which point a 60-day comment period will commence. The regulations are expected to be finalized in the spring of 2019.

WGA Staff: Lauren DeNinno (ldeninno@westgov.org)

AMERICAN OVERSIGHT

NV-DA-20-0615-A-006816

October 25, 2018

Andrew Wheeler
Acting Administrator
U.S. Environmental Protection Agency
1200 Pennsylvania Avenue, N.W.
Washington, D.C. 20460

Dear Acting Administrator Wheeler:

The Environmental Protection Agency (EPA) has proposed revisions to its final rule, Oil and Natural Gas Sector: Emission Standards for New, Reconstructed, and Modified Sources (81 FR 35824 June 3, 2016). Western Governors had requested that EPA consult with states in advance of the 2016 rulemaking to avoid duplicative regulation (May 20, 2015 letter). This consultation did not occur. Western Governors therefore support EPA's decision to review this rule.

Many western states have already implemented regulatory strategies to reduce methane emissions from oil and gas operations, and EPA should recognize these reductions in its regulation of methane (WGA Policy Resolution 2018-05, *Air Quality and Methane Emissions Regulation*). According to the proposal, EPA has determined that certain existing state programs are equivalent to or go beyond the rule's proposed amendments. EPA has proposed that these state requirements can be alternatives to EPA's requirements and has provided an opportunity for other states to apply for similar consideration.

Western Governors appreciate EPA's review and incorporation of existing state programs into the proposed revisions. We urge EPA to engage in meaningful and substantive consultation with states regarding these changes prior to finalizing the proposal.

Sincerely,

James D. Ogsbury
Executive Director

AMERICAN OVERSIGHT

DRAFT – INTERNAL USE ONLY

WESTERN GOVERNORS' ASSOCIATION

Policy Resolution 2018-XX

Foreign Visitor Preclearance
Version 2

A. BACKGROUND

1. The U.S. Department of Commerce estimates that nearly 76 million foreign visitors entered the country during 2016. The vast majority of these travelers arrived in the United States by plane.[1]

2. Tourism is a significant revenue source for western states and territories, many of which count international travelers as major contributors to state and local economies and look to international tourism to drive local employment.

3. As a result of utilizing technology such as Automated Passport Control equipment, average wait time at airport passport and immigration processing areas have declined in recent years, but still frequently exceeds 60 minutes.[2]

4. Foreign visitor preclearance allows international travelers to be screened by U.S. Customs and Border Patrol (CBP) officers prior to boarding an international flight. This preclearance allows passengers to bypass U.S. customs stations upon arrival at an American airport.

5. The Transportation Security Administration requires passenger and property screening at foreign preclearance airports to conform with U.S. aviation security screening standards.

6. Preclearance arrangements between the U.S. and Canada began in 1952. Since that time CBP has established over 600 American law enforcement officers and agricultural specialists at 15 preclearance airports in six countries: Ireland, Canada, Aruba, The Bahamas, Bermuda and United Arab Emirates. CBP also staffs a pre-inspection facility for passenger/vehicle ferry traffic to the U.S. in Victoria, Canada.[3]

7. While there were earlier announcements in 2015 and 2016 to possibly expand the preclearance program to eleven new airports in nine countries, CBP has only concluded agreements to cover Stockholm, Sweden (signed November 4, 2016) and Punta Cana, Dominican Republic (signed December 1, 2016).[4]

---

[1] International Trade Administration Fast Facts, http://tinet.ita.doc.gov/outreachpages/download_data_table/Fast_Facts_2016.pdf
[2] U.S. Customs and Border Protection, Airport Wait Times, https://awt.cbp.gov/
[3] U.S. Customs and Border Protection, Preclearance Locations, https://www.cbp.gov/border-security/ports-entry/operations/preclearance
[4] "DHS Announces 11 New Airports Selected For Possible Preclearance Expansion Following Second Open Season" https://www.dhs.gov/news/2016/11/04/dhs-announces-11-new-airports-selected-possible-preclearance-expansion-following

AMERICAN OVERSIGHT

8. In FY2017, CBP precleared more than 19 million passengers.[5]

9. The DHS has supported preclearance as both a security imperative – enabling CBP to identify and stop potential terror threats before they reach U.S. soil – and a strong economic opportunity.

B. GOVERNORS' POLICY STATEMENT

1. In recognition of the economic and national security benefits provided by foreign visitor preclearance, Western Governors support CBP's use of preclearance to reduce excessive wait times at American immigration and processing areas.

2. Western Governors support the efforts of DHS and CBP to increase the number of international airports and countries at which foreign visitor preclearance is used. Such expansion will streamline legitimate international travel and will further protect the safety and security of American citizens as well as international visitors.

3. Preclearance also allows smaller airports with no or few full-time CBP personnel to accept direct international flights from preclearance-approved foreign airports. Western Governors recognize the benefit this provides small or rural airports in accepting international travelers more efficiently.

4. In recognition of the benefits provided by foreign visitor preclearance, and in order to expand its use, DHS should work to complete the negotiation process with foreign countries and add new preclearance-approved international airports as soon as possible.

5. Additionally DHS and CBP should work with western states to help identify optimal international foreign visitor preclearance airports for future consideration and should work with western state tourism directors to expand international travel opportunities in western states.

C. GOVERNORS' MANAGEMENT DIRECTIVE

1. The Governors direct WGA staff to work with Congressional committees of jurisdiction, the Executive Branch, and other entities, where appropriate, to achieve the objectives of this resolution.

2. Furthermore, the Governors direct WGA staff to consult with the Staff Advisory Council regarding its efforts to realize the objectives of this resolution and to keep the Governors apprised of its progress in this regard.

[5] Remarks of Acting Commissioner Kevin K. McAleenan at Press Event Marking Release of CBP's Trade and Travel Fiscal Year 2017 Report, February 13, 2018, https://www.cbp.gov/newsroom/speeches-and-statements/remarks-acting-commissioner-kevin-k-mcaleenan-press-event-marking

AMERICAN OVERSIGHT

Title: To amend the River and Harbor Act of 1958, the Reclamation Safety of Dams Act of 1978, and the Nonindigenous Aquatic Nuisance Prevention and Control Act of 1990 to prevent the spread of invasive species in western waters, and for other purposes.

Be it enacted by the Senate and House of Representatives of the United States of America in Congress assembled,

SECTION 1. SHORT TITLE.

This Act may be cited as the "Preventing Invasive Species in Western Waters Act of 2018".

SEC. 2. WATERCRAFT INSPECTION ASSISTANCE.

(a) Corps of Engineers Watercraft Inspection.—Section 104 of the River and Harbor Act of 1958 (33 U.S.C. 610) is amended—

(1) by striking subsection (b) and inserting the following:

"(b) Authorization of Appropriations.—

"(1) IN GENERAL.—There is authorized to be appropriated $110,000,000 to carry out this section for each fiscal year, of which—

"(A) $30,000,000 shall be made available to carry out subsection (d)(1)(A)(i);

"(B) $30,000,000 shall be made available to carry out subsection (d)(1)(A)(ii); and

"(C) $30,000,000 shall be made available to carry out subsection (d)(1)(A)(iii).

"(2) CONTROL OPERATIONS.—Any funds under paragraph (1) used for control operations shall be allocated by the Chief of Engineers on a priority basis, based on the urgency and need of each area and the availability of local funds."; and

(2) in subsection (d)—

(A) by striking paragraph (1) and inserting the following:

"(1) IN GENERAL.—

"(A) WATERCRAFT INSPECTION STATIONS.—In carrying out this section, the Secretary shall consult with States to establish, operate, and maintain new or existing watercraft inspection stations—

"(i) to protect the Columbia River Basin;

"(ii) to protect the Upper Missouri River Basin; and

"(iii) to protect the Arkansas River Basin; and

"(iv) to protect all other waters of the United States under the authority of the Secretary.

"(B) LOCATIONS.—The Secretary shall place watercraft inspection stations under subparagraph (A) at locations, as determined by the Secretary in consultation with States within the areas described in subparagraph (A), with the highest likelihood of

Commented [BW1]: Comment from ND

Formatted: Indent: Hanging: 0.31"

Commented [BW2]: Comment from CA

AMERICAN OVERSIGHT

NV-DA-20-0615-A-006820

preventing the spread of aquatic invasive species at reservoirs operated and maintained by the Secretary.

"(C) RAPID RESPONSE.—The Secretary shall assist the States within the areas described in subparagraph (A) with rapid response to any aquatic invasive species, including quagga or zebra mussel, infestation."; and

(B) by striking paragraph (3)(A) and inserting the following:

"(A) the Governors of the States within the areas described in clause (i), (ii), or (iii) of paragraph (1)(A), as applicable;".

(b) Bureau of Reclamation Watercraft Inspection.—

(1) IN GENERAL.—The Reclamation Safety of Dams Act of 1978 is amended by inserting after section 5B (43 U.S.C. 509b) the following:

"SEC. 5C. WATERCRAFT INSPECTION.

"(a) Watercraft Inspection in Reclamation States.—

"(1) IN GENERAL.—Notwithstanding section 3, the Secretary of the Interior, acting through the Commissioner of Reclamation (referred to in this section as the 'Secretary'), shall provide financial assistance, including financial assistance to establish, operate, or maintain a watercraft inspection station, under this Act to a reclamation State [(as defined in section 4014 of the Water Infrastructure Improvements for the Nation Act (43 U.S.C. 390b note; Public Law 114–322))] or an aquatic invasive species control project to prevent the spread of aquatic invasive species into and out of reservoirs operated and maintained by the Secretary if the Secretary determines that the financial assistance is—

"(A) necessary;

"(B) in the interests of the United States; and

"(C) not inconsistent with the purposes of this Act.

"(2) NON-FEDERAL INSPECTION STATIONS.—The Secretary may provide financial assistance under paragraph (1) to a reclamation State for the reclamation State to establish, operate, or maintain a non-Federal watercraft inspection station.

"(b) Cost Share.—The non-Federal share of the cost of establishing, operating, and maintaining a watercraft inspection station (including a non-Federal watercraft inspection station) under subsection (a), including personnel costs, shall be—

"(1) not less than 50 percent; and

"(2) provided by the reclamation State, or a unit of local government in the reclamation State, in which the watercraft inspection station or other project is located.

"(c) Priority.—In providing financial assistance under subsection (a), the Secretary shall give priority to a reclamation State that demonstrates the capacity to fund the watercraft inspection station in accordance with subsection (b).

"(d) Coordination.—In carrying out this section, the Secretary shall consult and coordinate with—

AMERICAN OVERSIGHT

NV-DA-20-0615-A-006821

"(1) each of the reclamation States [(as defined in section 4014 of the Water Infrastructure Improvements for the Nation Act (43 U.S.C. 390b note; Public Law 114-322))];

"(2) affected Indian Tribes; and

"(3) the heads of appropriate Federal agencies.".

(2) CONFORMING AMENDMENT.—Section 3 of the Reclamation Safety of Dams Act of 1978 (43 U.S.C. 507) is amended by striking "section 5B" and inserting "sections 5B and 5C".

SEC. 3. WATERCRAFT INSPECTION AND DECONTAMINATION.

(a) Mandatory Inspection and Decontamination.—

(1) DEFINITION OF TASK FORCE AGENCY.—In this subsection, the term "task force agency" means any Federal agency the head of which is a member of the Aquatic Nuisance Species Task Force under section 1201(b) of the Nonindigenous Aquatic Nuisance Prevention and Control Act of 1990 (16 U.S.C. 4721(b)).

(2) MANDATORY INSPECTION AND DECONTAMINATION.—Each task force agency may, as appropriate, conduct mandatory inspections and decontamination of watercraft to limit the movement of aquatic nuisance species (as defined in section 1003 of the Nonindigenous Aquatic Nuisance Prevention and Control Act of 1990 (16 U.S.C. 4702)) into, out of, or across the waters of the United States.

(b) Aquatic Nuisance Species Task Force.—Section 1201(b) of the Nonindigenous Aquatic Nuisance Prevention and Control Act of 1990 (16 U.S.C. 4721(b)) is amended—

(1) in paragraph (6), by striking "and" at the end;

(2) by redesignating paragraph (7) as paragraph (8); and

(3) by inserting after paragraph (6) the following:

"(7) the Director of the National Park Service; and".

(c) Aquatic Nuisance Species Program.—Section 1202 of the Nonindigenous Aquatic Nuisance Prevention and Control Act of 1990 (16 U.S.C. 4722) is amended—

(1) in subsection (b)—

(A) in paragraph (5), by striking "and" at the end;

(B) in paragraph (6), by striking the period at the end and inserting "; and"; and

(C) by adding at the end the following:

"(7) not later than 90 days after the date of enactment of the Preventing Invasive Species in Western Waters Act of 2018, clarify the authority of each member of the Task Force to inspect watercraft and recommend legislative or regulatory changes to eliminate existing gaps in authorities between members of the Task Force to effectively manage and control the movement of aquatic nuisance species into, out of, and across waters of the United States."; and

AMERICAN OVERSIGHT

NV-DA-20-0615-A-006822

(2) in subsection (e)(1)—

(A) in the first sentence, by inserting ", infrastructure," after "environment"; and

(B) in the second sentence, by inserting "(including through the use of watercraft inspection stations)" after "aquatic nuisance species".

AMERICAN OVERSIGHT

NV-DA-20-0615-A-006823

DRAFT – INTERNAL USE ONLY

WESTERN GOVERNORS' ASSOCIATION

Policy Resolution 2019-XX

Cybersecurity – VERSION 2

Commented [BB1]: 10/18: SAC Call Attendees: CA, CO, Guam, ID, MT, NV, OR, WA. Walked through V1 of resolution; no additional edits or issues discussed (redlines to V1 have been accepted in V2). WA indicated interest in co-sponsorship.
10/19: V2 shared with SAC.

A. BACKGROUND

1. In the age of automation, digitization, big data, artificial intelligence, and machine-to-machine learning, the United States' capabilities to prevent, detect and respond to cyberattacks are of ever-growing importance to our society. The cybersecurity of our nation is an all-of-government and industry-wide endeavor.

2. Cybersecurity is especially imperative for critical infrastructure, which includes the nation's electric grid, energy resource supply and delivery chains, finance, communications, election systems, the chemical industry, commercial facilities, critical manufacturing, defense industrial base, emergency services, food and agriculture, government facilities, healthcare and public health, information technology, transportation, and water and wastewater systems.

3. Addressing cybersecurity needs across critical infrastructure sectors is further complicated by the increasing interdependency and interconnectedness of our nation's data systems to myriad of non-critical infrastructure systems and a dynamic threat environment. Effective cybersecurity programs require strategic and functional relationships and information-sharing between federal, state and local levels of government, and the public and private sectors.

4. The cybersecurity of their states and the nation is a high priority of Western Governors. State governments are responsible for securing public networks, the state's digital assets, and citizen data, as well as coordinating their cybersecurity efforts with federal agencies and potentially-affected private entities (e.g., utilities, financial institutions, transportation, and health). Governors lead efforts to plan and implement state cybersecurity programs, respond to cyberattacks, and investigate intrusions.

5. State election systems remain targets of foreign interference. As Governors, we remain committed to protecting our states' election systems. There is nothing more fundamental to the enduring success of our American democracy, and we take seriously our responsibility to protect the integrity and security of our elections. This is an imminent national security threat that transcends party lines. This is a matter of protecting and preserving fair elections—the underpinning of our democracy.

6. The Office of Management and Budget and Department of Homeland Security (DHS) May 2018 Federal Cybersecurity Risk Determination Report and Action Plan concluded that 71 of 96 federal agencies are at risk or high risk of cyber intrusions. It also determined that federal agencies are not equipped to determine how threat actors seek to gain access to their information. This deficiency results in ineffective allocations of the agencies' limited cyber resources.

7. Currently, there is a severe deficit of cyber workers, especially in government. Our nation cannot defend itself without a well-trained, experienced cyber workforce. The public sector

AMERICAN OVERSIGHT

must dedicate resources to cybersecurity education, training, and recruitment programs and encourage the private sector to do the same through effective policy.

B. GOVERNORS' POLICY STATEMENT

1. Western Governors urge Congress to improve coordination of congressional oversight and legislative activity on cybersecurity. The federal government has a responsibility to provide adequate funding for states to meet election security needs. Western Governors encourage Congress and the Administration to work cooperatively with states in developing election security legislation and mandates, and to fully fund implementation.

2. Federal agencies must engage in early, meaningful, substantive, and ongoing consultation with Governors or their designees on all aspects of cybersecurity. The federal government must also continue to clarify the roles and responsibilities of federal agencies in preventing, preparing for, and responding to cyberattacks. Centralized authority, points of contact, and formalized communication pathways are necessary to address increasingly complex threats. In addition, these pathways must occur at each level within government and other organizations.

3. The increasing number and inconsistency of federal security regulations puts an unnecessary burden on state governments and is an inefficient use of often-constrained security resources. The federal government should establish a working group with representatives from states and federal agencies, as well as restore the position of the White House cybersecurity coordinator, to harmonize disparate agency regulations.

4. Western Governors recommend that the federal government continue the DHS State, Local, Tribal, and Territorial Engagement Program, which provides cybersecurity risk briefings and resources to Governors and other officials. The Governors also support DHS's Office of Cybersecurity and Communications, with which state chief information officers regularly interact.

5. The National Institute for Standards and Technology (NIST) Cybersecurity Framework and other standards can facilitate effective, consistent, and risk-based decision-making in government and industry. Real-world simulations of attacks on critical infrastructure are essential to prepare our nation for potential threats.

6. The federal government should use the full range of economic tools, including travel and financial sanctions, to deter cyberattacks organized or supported by nation-states.

7. The public and private sectors must take steps to mitigate global supply chain risks (e.g. installation of malicious software or hardware). Government and industry should also increase the cybersecurity awareness of government and private employees through training and education.

8. The Administration should propose, and Congress should provide, long-term authorization and sufficient appropriations for high-quality cybersecurity education and workforce development programs to grow and sustain the cybersecurity workforce. The federal government should also expand the CyberCorp: Scholarship for Service program and continue to support educational initiatives, such as NIST's Initiative for Cybersecurity Education and National Centers of Academic Excellence in Cyber Defense.

AMERICAN OVERSIGHT

9. Western Governors support policies that incentivize the private sector to improve cybersecurity and share information regarding cyber threats as early as possible, including policies to improve access to information or create common standards for information-sharing. The federal government should emphasize the benefits of information-sharing, while alleviating private sector concerns with this essential communication. The federal government and states should continue to investigate liability protections, such as safe harbor provisions, for entities that report cyber intrusions.

10. Our nation requires innovation in detecting, preventing, and responding to continually-evolving cyber threats. More research is required to understand the use of blockchain and encryption by perpetrators and its utility for defense against cyber threats, and address vulnerabilities of other emerging technologies, including connected vehicles and Internet of Things devices. The federal government should provide funding and technical assistance for these and other types of cybersecurity research and development.

C. GOVERNORS' MANAGEMENT DIRECTIVE

1. The Governors direct WGA staff to work with congressional committees of jurisdiction, the Executive Branch, and other entities, where appropriate, to achieve the objectives of this resolution.

2. Furthermore, the Governors direct WGA staff to consult with the Staff Advisory Council regarding its efforts to realize the objectives of this resolution and to keep the Governors apprised of its progress in this regard.

DRAFT

AMERICAN OVERSIGHT

October XX, 2018

The Honorable David Ross
Assistant Administrator
Office of Water
U.S. Environmental Protection Agency
1200 Pennsylvania Avenue, N.W.
Washington, D.C. 20460

Dear Assistant Administrator Ross:

We understand that the Environmental Protection Agency (EPA) Office of Water is considering regulatory action to address "perceived abuses" by states in the implementation of their statutory authority under Clean Water Act (CWA) Section 401. We urge you to reject any changes to agency rules, guidance, or policy that may diminish, impair, or subordinate states' well-established sovereign and statutory authorities to protect water quality within their boundaries.

States have primary legal authority over the allocation, administration, protection and development of their water resources. Responsible growth and development, as well as proper environmental management, depend upon the recognition and preservation of state stewardship.

In passing the CWA, Congress purposefully designated states as co-regulators under a system of cooperative federalism that recognizes state interests, equities, and authority. Section 101 of the Act clearly expresses congressional intent to:

> recognize, preserve, and protect the primary responsibilities and rights of States to prevent, reduce, and eliminate pollution, to plan the development and use (including restoration, preservation, and enhancement) of land and water resources, and to consult with the Administrator in the exercise of his authority under this chapter.

This declaration reflects an understanding that a one-size-fits-all approach to water management and protection does not accommodate the practical realities of states' geographic and hydrologic diversity.

A vital component of the CWA's system of cooperative federalism is state authority to certify and condition federal permits of discharges into waters of the United States under Section 401. This authority has historically ensured that activities associated with federally permitted discharges will not impair state water quality. The U.S. Supreme Court has addressed this issue of state authority and concluded that, "[s]tate certifications under [Section] 401 are essential in the scheme to preserve state authority to address the broad range of pollution." *S.D. Warren Co. v. Maine Board of Environmental Protection*, 547 U.S. 370 (2006), citing 116 Cong. Rec. 8984 (1970).

We question the need for any agency action to clarify or amend EPA's policy or regulations governing the implementation of CWA Section 401. We are aware of no evidence to support assertions that states have "abused" their statutory authority. Moreover, instances of delays or denials of state water quality certifications are extremely limited, and parties seeking to challenge a state's action or determination have adequate avenues for legal relief. For decades, states have exercised their authority under CWA Section 401 efficiently, effectively and equitably. Calls to

DRAFT

AMERICAN OVERSIGHT

curtail state authority to issue, condition, or deny water quality certifications are unsupported by data or demonstrable facts.

Curtailing or reducing state authority under CWA Section 401 -- or diminishing the vital role of states in maintaining water quality within their boundaries -- would inflict serious harm to the division of state and federal authorities established by Congress. Any regulatory effort to streamline environmental permitting should be developed in consultation with states and must not be achieved at the expense of state authority. EPA must also recognize, and defer to, states' sovereign authority over the management and allocation of their water resources. EPA should ensure that the CWA continues to effectively protect water quality, while maintaining the partnerships and proper balance of authority between states and the federal government.

Sincerely,

DRAFT

AMERICAN OVERSIGHT

Western Governors' Association
2018 Winter Meeting
December 10-13, 2018 | Hawai'i

Governors' Draft Agenda
(subject to change)

NOT FOR PUBLIC DISTRIBUTION

Dress for meeting is business casual.
Hawaiian Island attire is also welcome and suggested for all evening events.

Monday, December 10, 2018

1:00 – 5:00 p.m.	**Early Registration Open**
5:30 – 7:00 p.m.	**Governors' Reception with WGA Chairman-level and Platinum-level Sponsors, VIPs and Governors' Staff** **Governors-elect and staff welcome*
7:00 – 9:00 p.m.	**Private Dinner – Governors & First Spouses** **Governors-elect welcome; no staff*

Tuesday, December 11, 2018

8:00 a.m. – 5:00 p.m.	**Registration Open**
8:00 – 9:30 a.m.	**Chairman Sponsor Breakfast with WGA Chair Governor David Ige and Vice Chair Governor Doug Burgum** **All Governors, Governors-elect, Spouses, and staff welcome (attendance optional)*
8:00 – 11:00 a.m.	**Open Time for Governors to Schedule Private Meetings**
8:30 – 11:30 a.m.	**Staff Advisory Council Meeting**
11:00 a.m. – 12:30 p.m.	**First Spouse Brunch**

DRAFT

AMERICAN OVERSIGHT

11:00 – 11:30 a.m.	**WGA Executive Committee Meeting** **No staff*
11:30 a.m. – 12:30 p.m.	**Governors' Private Lunch Meeting** **One staff per Governor; Governors-elect and staff welcome*
12:30 – 1:00 p.m.	**Governors' Group Photo and Press Conference**
1:00 – 1:45 p.m.	**Welcome and Opening Remarks** Jim Ogsbury, WGA Executive Director Governor David Ige, WGA Chair
1:45 – 2:15 p.m.	**Keynote I : Nainoa Thompson** The first Hawaiian to practice the ancient Polynesian art of navigation since the 14th century, **Nainoa Thompson** piloted the double-hulled canoes Hokuleʻa and Hawaiʻiloa from Hawaiʻi to island nations in Polynesia without the aid of western instruments. The President of the Polynesian Voyaging Society will share the cultural significance of the canoes' travels around the globe.
2:15 – 3:00 p.m.	**Roundtable I: Chair's Initiative – Western Governors' Biosecurity and Invasive Species** WGA Chair and Hawaii **Governor David Ige** will moderate a session featuring the Governors and invited guests discussing the threats that invasive species pose to the West, and the role that biosecurity plays in addressing those risks.
3:00 – 3:30 p.m.	**Keynote II: TBD**
3:30 – 4:30 p.m.	**Roundtable II: Harnessing the Power of Outdoor Recreation** Leaders of state offices of outdoor recreation will discuss how their offices are leveraging the fast-growing industry to spur economic growth and invigorate local communities. Panelists: **Tom Adams**, Utah Office of Outdoor Recreation; **Luis Benitez**, Colorado Outdoor Recreation Industry Office; **Domenic Bravo**, Wyoming Outdoor Recreation Office & State Parks; **Rachel VandeVoort**, Montana Governor's Office of Outdoor Recreation.

DRAFT

AMERICAN OVERSIGHT

5:00 – 7:00 p.m.	**Opening Reception** Governors, Governors-elect, Spouses and All Attendees

Wednesday, December 12, 2018

8:00 a.m. – 5:00 p.m.	**Registration Open**
8:00 – 9:00 a.m.	**Private Breakfast - Governors and Spouses** **Governors-elect and spouses welcome; No staff*
9:15 – 9:45 a.m.	**Keynote III & Conversation with Secretary of Agriculture Sonny Perdue** The Secretary of Agriculture will discuss policy issues of significance to Hawaii and the West, followed by a public conversation with the Western Governors.
9:45 – 10:00 a.m.	**Keynote IV: U.S. Secretary of Veterans Affairs, Robert Wilkie** The Secretary of Veterans Affairs will discuss policy issues of significance to Hawaii and the West, then join the following roundtable discussion.
10:00 – 10:45 a.m.	**Roundtable III: Helping Veterans Move from "Jobs" to "Careers"** Veterans have the skills in demand for today's economy, but obstacles remain to translating that experience to the civilian workforce. Secretary of Veterans Affairs **Robert Wilkie** and invited guests will share ideas and have a conversation with the Governors on how to help veterans embark on meaningful careers that maximize the potential of this talented pool of workers.
10:45 – 11:15 a.m.	**Keynote V: Henk Rogers** Henk Rogers became a video game legend when he brought Tetris to the West in the '80s. The Dutch-born entrepreneur, who now lives in Hawaii, established the Blue Planet Foundation, which worked to gain approval for the 2015 bill that directed state utilities to generate 100 percent of their electricity sales from renewable sources by 2045.

DRAFT

AMERICAN OVERSIGHT

11:15 a.m. – 12:15 p.m.	**Roundtable IV: Renewable Energy Integration and Technology** Panelists will examine tools and strategies to balance the variable power provided by wind and solar in Hawaii and the West, and how to ensure reliability in the face of a changing resource mix. Panelists**: James P. Griffin**, Hawai'i Public Utilities Commission; **Stacey Crowley**, California Independent System Operator; **Jim Robb**, North American Electric Reliability Corporation; **Dave Lock**, Tri-State Generation and Transmission Association.
12:15 – 1:15 p.m.	**Lunch – all attendees**
1:00 – 5:00 p.m.	**Local Tours/Activities** *(optional)* **or Afternoon at Leisure**
6:00 – 7:00 p.m.	**Governors' Reception with WGA Sponsors and VIPs** **Governors-elect and staff welcome*
7:00 – 9:00 p.m.	**Hawaiian Luau Dinner Reception** *All Attendees*

Thursday, December 13, 2018

8:00 – 11:30 a.m.	**Registration Open**
8:15 – 9:15 a.m.	**Governors' Breakfast with WGA Sponsors** **Governors-elect and staff welcome*
9:30 – 10:00 a.m.	**Keynote VI & Conversation with U.S. Administrator Linda McMahon, Small Business Administration** The Administrator will discuss policy issues of significance to Hawaii and the West, including disaster assistance and workforce development, followed by a public conversation with the Western Governors
10:00 – 10:45 a.m.	**Roundtable V: Social Determinants and Western Health Care** Health care experts will look at how the places we live, work and play affect health risks and outcomes, and some of the unique challenges facing western states in promoting healthy lifestyles.

DRAFT

AMERICAN OVERSIGHT

10:45 – 11:45 a.m.	**Governors' Conversation: Riding into the Sunset** Western Governors nearing the end of their time in office reflect on lessons they have learned and their hopes for the future of their states and the western region.
11:45 a.m. – Noon	**Update: Governors' Policy and Business Session** Vice Chair, North Dakota Doug Burgum, will offer an update on WGA resolutions and other business.
Noon	**Closing Remarks – Governor David Ige**

DRAFT

AMERICAN OVERSIGHT

Stephanie M. Klapstein

From: Troy Timmons <ttimmons@westgov.org>
Sent: Friday, October 05, 2018 9:59 AM
To: abovingdon@mt.gov; Alex Whitaker; Alexandra Kaney; AngieByrnes; Annie McColaugh; Bill Whitacre; Britta Beckstead; Carly Cordell; CarolineGodkin; Casey Katims; Dan Baer; David Willms; Deb Kinsley; Dottie Ochoa; Glenna Reyes; GordonLarsen; hmoore@az.gov; HollyPropst; Jace Beehler; James Ogsbury; Jason Miner; Joe Rassenfoss; joepereira48@hotmail.com; Johanna Easter; John Chatburn; John Crowther; John Swartout; kadams@az.gov; Katie Mathews; Keith Gardner; Kevin Moss; kimberly.pallick@resources.ca.gov; kmathews@wdc.ca.gov; Kyler Nerison; laurel.a.johnston@hawaii.gov; Lauren DeNinno; Leslie Porter; Lisa Hiraoka; margaret.metcalfe@guam.gov; matt.konenkamp@state.sd.us; mike.mccartney@hawaii.gov; Nathan Sanderson; Pam Robinson; Patrick Holmes; Robert Randall; Ruchi Sadhir; Sam Eaton; Sarah Olsen; Sharlett Mena; Teal Takayama; Toni Vigil; Troy Timmons; Tyler Klimas; Ward Scott; Zach Bodhane
Subject: Weekly SAC Email - Upcoming Deadlines and Activities - October 5, 2018
Attachments: draft memorandum to Governors.docx; draft letter of director resignation.docx; Western Governernors Foundation _ Bylaws.docx; Western Governors' Foundation _ Articles of Incorporation.doc; 2018 Winter Meeting Govs Draft Agenda_Hawaii.docx; Media Outreach Report August 2018.docx; WGA Media Coverage Collected Q1 2019.docx; Reso Status Sheet - 10-05-18.docx; DRAFT Reso_Preclearance 2018_V1.docx; Cybersecurity Resolution V1.docx; WGA PR XX 2019 Compensatory Mitigation_v2.docx; DRAFT Aquatic Invasive Species Bill.docx; DRAFT Aquatic Invasive Species Bill section-by-section.docx; Reimagining the Rural West - Planning Activities.docx; Final_MOA between DOE and WGA.doc; Congressional Action Report Oct1-5.pdf; FY19 Energy and Water Approps Summary .pdf

On behalf of Holly Propst, welcome to the Oct. 5, 2018 edition of the WGA SAC Friday Email.

SUMMARY OF COMING EVENTS & DEADLINES
(*See details in the report and master calendar below.)*

- Bylaw-Dictated Deadline for Initial Resolution Drafts – **Oct. 8**
- WGA Working Lands Roundtable: Invasive Species and Restoration – **Oct. 11-12**
- Deadline: SAC Recommendations for Panelists/Participants in BISI Helena Workshop – **Oct. 12**
- Input Deadline: Draft Legislative Language -- Aquatic Invasive Species Containment – **Oct. 16**
- SAC Resolutions Call – **Oct. 18**
- SAC Recommendations Sought – Planning for Burgum Rural Development Initiative – **Oct. 19**
- SAC Resolutions Call – **Oct. 25**
- SAC Resolutions Call – **Nov. 1**
- Deadline: SAC Recommendations for Panelists/Participants in BISI Hawaii Workshop – **Nov. 2**
- SAC Resolutions Call – **Nov. 8**
- Biosecurity and Invasive Species Initiative MT Workshop – **Nov. 14**
- SAC Resolutions Call – **Nov. 15**
- WGA New Governor Orientation Luncheon – **Nov.16**
- Ballots and Winter Meeting Briefing Books Delivered – **Nov. 27**
- SAC Call (Winter Meeting Logistics) – **Dec. 6**
- Ballot Return Deadline – **Dec. 7**
- Biosecurity and Invasive Species Initiative HI Workshop – **Dec. 9-10**
- SAC Winter Meeting (Hawaii, The Big Island) – **Dec. 11**
- WGA 2018 Winter Meeting (Hawaii, The Big Island) – **Dec. 10-13**

AMERICAN OVERSIGHT

HOUSEKEEPING

New Governor Orientation

On Friday, Nov. 16, WGA will host an orientation session for Governors-Elect of western states at the Broadmoor in Colorado Springs, Colorado. The luncheon session, organized in connection with the Seminar for New Governors of the National Governors' Association, will take place from 12-2 pm in the Schreyvogel Room of the Broadmoor Hotel. All incumbent Governors are welcome and encouraged to attend. Concurrent with the orientation session, WGA will host a luncheon for spouses of Governors-Elect in the La Taverne Restaurant of the Broadmoor.

Action Item: All current Governors and their spouses are invited and encouraged to attend these events.

WGA Staff: Jim Ogsbury (jogsbury@westgov.org)

Western Governors' Foundation

As authorized by the WGA executive committee, the Association is pursuing reinvention of the Western Governors' Foundation (WGF) as an authentic philanthropic organization. Draft revised bylaws and articles of incorporation of WGF are attached. Also attached please find a draft memorandum to Governors explaining this effort in greater detail.

Action Item: To effect the changes contemplated, two actions are required by WGA Governors in their capacity as WGF directors: an affirmative vote to adopt the proposed governing documents at the WGA Winter Meeting in Hawaii and resignation from the WGF board, effective following the vote.

WGA Staff: Jim Ogsbury (jogsbury@westgov.org)

2018 Winter Meeting Update

The agenda for the 2018 Winter Meeting is coming together, attendee registration is going strong and eight Governors already have registered to join Gov. David Ige Dec. 10-13 on the Big Island. The Secretaries of Agriculture and Veterans Affairs will speak, as will the Administrator of the Small Business Administration. Governors registered to join Gov. Ige include Lolo Moliga, Kate Brown, Ralph Torres, Matt Mead, Doug Burgum, Dennis Daugaard, Brian Sandoval, Gary Herbert and Mary Fallin. Ten members from SAC have registered.

Action Item: Read the attached agenda and register here if you have not already.

WGA Staff: Joe Rassenfoss (joe@westgov.org)

Communications Report: Q1 of Fiscal Year 2019

Western Governors earned extensive coverage and wide exposure via WGA digital channels and email during the First Quarter of 2019 (July 1-Sept. 30, 2018). The Governors were included in nearly 90 stories on topics such as Section 401 of the Clean Water Act and the *Western Governors' Biosecurity and Invasive Species Initiative* in the likes of the Associated Press, E&E News, *The Washington Post, Politico* and *The Hill*. Total website visits were up 24% compared to Q1 last year, while four WGA webinars in the quarter attracted a combined 1,006 viewers. Read the Q1 Overview and collected coverage (attached).

WGA Staff: Joe Rassenfoss (joe@westgov.org)

RESOLUTIONS

AMERICAN OVERSIGHT

NV-DA-20-0615-A-006835

Resolution Development – Update

Resolution Status Sheet Updated (Attachment)

- Foreign Visitor Preclearance (Attachment) –
- Cybersecurity (Attachment)
- Compensatory Mitigation (Attachment)
- Rural Health Care – Draft Pending

A reminder that – pursuant to WGA bylaw requirements – initial drafts for any resolutions to be considered by SAC this cycle must be submitted to WGA by COB on Monday, Oct. 8.

WGA Staff: Holly Propst (hpropst@westgov.org)

ACTION / REPORTING ITEMS

Biosecurity / Invasive Species

Register Now for BISI Workshops

Registration is open for the WGA Biosecurity and Invasive Species Initiative workshop series. Please register for the workshops and send participant recommendations to Bill Whitacre. Draft agendas for all BISI workshops can be found here.

- **Registration for Restoration Workshop –** Next Thursday and Friday (Oct. 11-12), WGA will host the inaugural WGA Working Lands Roundtable in Cheyenne, WY. The meeting, which will focus on cross-boundary and collaborative land restoration, also includes panel discussions in connection with the *Western Governors' Biosecurity and Invasive Species Initiative*.

  Action Item: WGA is still looking to fill out attendee spots; please contact Zach Bodhane (zbodhane@westgov.org) with attendee recommendations.

- Workshop #3: Early Detection and Rapid Response | Nov. 14 | Helena, MT | Register here.
- Workshop #4: Biosecurity and Agriculture | Dec. 9-10 | Kona Coast, Island of Hawaii | Register here.

WGA Staff: Bill Whitacre (bwhitacre@westgov.org)

Quagga and Zebra Mussels

- **Sen. Bennett Aquatic Invasive Species Legislation –** One of WGA's top invasive species priorities is for DOI agencies to implement mandatory inspection and decontamination of watercraft leaving waterbodies under their jurisdiction infested with invasive quagga and zebra mussels. WGA has been working with Sen. Michael Bennet's (D-CO) office to develop bill language which would give DOI agencies the authorities necessary to conduct inspections and decontaminations. Sen. Bennet's office has indicated that they would be open to introducing the language as a stand-alone bill or attaching it to another vehicle, most likely a Bureau of Reclamation reauthorization. They have requested WGA's input on the draft bill language, as well as WGA's help to promote the language and identify a Republican Senator to co-sponsor the bill.

  Action Item: Please review the attached draft language and section-by-section description of a draft bill providing DOI authorities for aquatic invasive species containment. Send any comments on the language or suggestions for Republican co-sponsors to Bill Whitacre by COB on Oct. 16.

AMERICAN OVERSIGHT

NV-DA-20-0615-A-006836

- **Mussels Meeting with DOI on Nov. 13, Helena MT –** On Nov. 13 (the eve of the third WGA BISI workshop), WGA plans to host a meeting between state aquatic invasive species (AIS) staff and Department of the Interior (DOI) staff, including Scott Cameron, DOI Principal Deputy Assistant Secretary for Policy, Management and Budget. The meeting will address report language included with the House FY19 Interior, Environment, and Related Agencies Appropriations bill directing DOI, USDA, and USACE to work with WGA and western states to develop a joint Federal/State incident command system for rapid response for new invasive quagga and zebra mussel detections. Committee staff did not consult with WGA or western states before including the language.

  During the Nov. 13 meeting, WGA and states will discuss the report language with Cameron and potential actions if the language is included in the final explanatory statement accompanying an omnibus spending bill. WGA and states plan to reiterate their position that invasive mussel containment is western states' first priority, and that any new rapid response measures should only follow improved DOI containment policies and practices. WGA staff is working with state AIS staff to prepare a document stating these priorities in advance of the meeting.

  The meeting is tentatively scheduled for 4:30-7:30 pm MT on Nov. 13. Call-in information will be forthcoming.

  Action Item: Participation from SAC members in this meeting, either in person or by phone, would help advance western states' goals on this issue. Please contact Bill Whitacre if you would like to participate in the Nov. 13 meeting between WGA, states, and DOI regarding invasive mussel containment and rapid response.

WGA Staff: Bill Whitacre (bwhitacre@westgov.org)

Energy

Nominations for the DOI Royalty Policy Committee

The Department of the Interior is seeking nominations for individuals to serve on the Royalty Policy Committee from: (1) states, (2) tribes, (3) mineral and/or energy stakeholders, and (4) academia/public interest; see the announcement here. The Committee provides advice to the Secretary on the fair market value of, and the collection of revenues derived from, the development of energy and mineral resources on federal and Indian lands. WGA Policy Resolution 2017-02, *States' Share of Royalties and Leasing Revenues from Federal Lands and Minerals and States' Role in Associated Federal Policy*, urged reestablishment of this Committee.

Action Item: DOI has set a deadline of Nov. 2 for nominations.

WGA Staff: Britta Beckstead (bbeckstead@westgov.org)

Rural Development

Vice Chairman Initiative Planning – "Reimagining the Rural West"

WGA requests SAC assistance with populating the advisory group for the next Chair's Initiative, Reimagining the Rural West. The advisory group will provide feedback and assist with scoping efforts during the planning year of the initiative. See the attached planning activities document for more details.

Action Item: Please connect WGA with the appropriate person in your Governor's office with policy expertise related to rural development by COB on Oct. 19.

WGA Staff: Lauren DeNinno (ldeninno@westgov.org), Britta Beckstead (bbeckstead@westgov.org) and Kevin Moss (kmoss@westgov.org)

Radioactive Waste

Governors-DOE MOA – Regional Protocol for the Safe and Uneventful Transportation of Transuranic Waste

AMERICAN OVERSIGHT

NV-DA-20-0615-A-006837

Western Governors and the U.S. Department of Energy (DOE) in 1995 entered into a Memorandum of Agreement (MOA), Regional Protocol for the Safe and Uneventful Transportation of Transuranic Waste. The MOA, which is signed by WGA leadership and the Secretary of Energy, is to be reviewed and reaffirmed with each new administration. The MOA was signed in 2003 and 2009 and is due to be renewed with the current administration.

The MOA details the history of DOE's coordination with western states for the safe and uneventful transportation of transuranic waste and sets forth principles for ongoing coordination. It also endorses the regional planning process, in which western states, through the WIPP Transportation Technical Advisory Group (WIPP TAG), engage with the DOE Carlsbad Field Office to implement the WIPP transportation safety program.

The WIPP TAG includes Governor-appointed technical advisors from each state affected by shipments of transuranic waste (WA, OR, CA, ID, NV, AZ, WY, UT, CO, NM, NE, TX). WGA and the WIPP TAG worked with DOE to update the MOA for the current renewal. That document is attached.

Action Item: Please review the attached MOA. Feedback requested by COB on Wednesday, Oct. 10.

WGA Staff: Lauren DeNinno (ldeninno@westgov.org

Water

NCSL Sends Letter Urging Congress to Uphold State Authority under CWA Section 401

On Oct. 3, the National Conference of State Legislatures sent a letter to congressional leadership, expressing "NCSL's concerns surrounding recent congressional attempts to erode the cooperative federalism principles within the Clean Water Act (CWA) by restricting states' authorities to protect and manage their water resources."

The letter cites S.3303, the Water Quality Certification Improvement Act of 2018; draft infrastructure legislation, Building 21, released by the House Committee on Transportation and Infrastructure; as well as House report language contained in FY2019 Appropriations Bills (Energy and Water; Interior and Environment) as efforts that "are in direct opposition to the original intent of the CWA and would deprive state of the ability to defend the very resources the CWA was designed to protect."

WGA Staff: Ward Scott (wscott@westgov.org)

WGA Staff to Meet with EPA to Discuss Water-Related Policy Issues

Next Wednesday (Oct. 10), the Environmental Protection Agency (EPA) will host its Quarterly Outreach Meeting with intergovernmental associations in Washington, DC. The announced agenda includes discussion addressing: (i) CWA Sec. 404(c) Process: Proposing changes to EPA's authority, pre-, during, and post-permit issuance; (ii) CWA Sec. 404(g): Potential changes to regulations governing state assumption of CWA dredge and fill program; and (iii) CWA Sec. 401: State authority to certify and impose conditions on federal discharge permits. WGA will host a pre-meeting conference call with co-signatories of its Aug. 9 letter to congressional leadership urging Congress to reject legislative and administrative efforts to curtail state authority under CWA Sec. 401. The focus of the call will be to hear from coalition members about what information they hope to receive from the EPA meeting and what issues should be emphasized from state/local interests.

Additionally, WGA staff is working with EPA to set up a follow-up meeting with EPA's Office of Water (after the Quarterly Outreach Meeting) to learn more details of EPA's plans and to emphasize that states must be consulted in a meaningful way, early in the development of any new rules or policies relating to water management and/or quality. WGA staff will try to have a conference line established for SAC members to call in to the meeting. WGA staff will update SAC members as soon as information regarding a potential follow-up meeting becomes available.

WGA Staff: Ward Scott (wscott@westgov.org)

FY19 House Interior and Environment Appropriations Report Language Directs EPA to Develop Guidance to Finalize Guidance on the Implementation of CWA Section 401

AMERICAN OVERSIGHT

NV-DA-20-0615-A-006838

The Fiscal Year 2019 Interior and Environment appropriations have been included in H.R. 3354, which passed the House by a vote of 211-198 and awaits Senate consideration. The House report (H. Rpt. 115-765) includes the following language addressing Clean Water Act (CWA) Section 401:

> The Committee encourages the Administrator of the Environmental Protection Agency to finalize guidance on the implementation of Clean Water Act Section 401 (33 U.S.C. 1341). Such guidance shall reinforce that the statutory time period for review does not exceed one year, that the scope of review is limited to Federal water quality standards, and that waiver of the certification obligation occurs when a State fails to act within one year from the date of application. The guidance shall also include a suggested schedule for a State making a Section 401 decision, which recognizes that the entirety of the State's review must occur within one year.

This language reflects a larger effort to curtail states' authority to implement Section 401 and is particularly concerning because such a prescribed result would substantially narrow the scope of state review and limit their flexibility to processes applications for certification (which would ultimately result in a greater number of denials). To remove the concerning language from the House report, the conference committee must affirmatively contradict or reverse the position.

Action Item**:** Please contact the offices of any conference committee members you have relationships with (listed below) and express that the report language addressing Section 401 would likely result in the curtailment of states' authority to protect water resources within their boundaries and that the language should be affirmatively withdrawn by language in the conference committee report.

House conferees include: Rep. Rodney Frelinghuysen (R-NJ); Rep. Robert Aderholt (R-AL); Rep. Mike Simpson (R-ID); Rep. Ken Calvert (R-CA); Rep. Tom Cole (R-OK); Rep. Mario Diaz-Balart (R-FL); Rep. Tom Graves (R-GA); Rep. David Young (R-IA); Rep. John Rutherford (R-FL); Rep. Nita Lowey (D-NY); Rep. David Price (D-NC); Rep. Sanford Bishop (D-GA); Rep. Betty McCollum (D-MN); Rep. Michael Quigley (D-IL); and Rep. Chellie Pingree (D-ME).

Senate conferees include: Sen. Richard Shelby (R-AL); Sen. Susan Collins (R-ME); Sen. Lisa Murkowski (R-AK); Sen. John Hoeven (R-ND); Sen. James Lankford (R-OK); Sen. Cindy Hyde-Smith (R-MS); Sen. Patrick Leahy (D-VT); Sen. Jack Reed (D-RI); Sen. Tom Udall (D-NM); Sen. Jeff Merkley (D-OR); and Sen. Chris Coons (D-DE).

WGA Staff: Ward Scott (wscott@westgov.org)

HAPPENING ON THE HILL

WGA Congressional Action Report

See the attached WGA Congressional Action Report for all the action on the Hill this week. All the action was in the Senate this week, as the House is in recess through the elections. The full 115th Congress will be back, post-election, to complete action on funding matters. The current continuing resolution will keep the government open through Dec. 7, 2018.

WGA Staff: Holly Propst (hpropst@westgov.org)

Congress Approves Energy and Water, Mil Con, and Legislative Branch FY19 Appropriations

Attached find a WGA analysis of H.R. 5895, the Energy and Water, Legislative Branch, and Military Construction and Veterans Affairs Appropriations Act, 2019. The $147.5 billion package provides Fiscal Year 2019 appropriations for the departments of Energy and Veterans Affairs, the Army Corps of Engineers, and the operations of Congress. The bill includes several items of interest to Western Governors; please access the analysis for additional details.

WGA Staff: Troy Timmons (ttimmons@westgov.org)

Public Lands Omnibus

AMERICAN OVERSIGHT

NV-DA-20-0615-A-006839

- **SENR Advances Large Package of Bills --** On Wednesday, the Senate Energy and Natural Resources Committee approved 40 bills in a remarkable burst of generally bipartisan productivity (only three recorded votes were taken during the markup). Among the bills reported was S. 3172, the Restore Our Parks Act, which would provide $1.3 billion per year for five years to help reduce the National Park Service's deferred maintenance backlog, which totaled $11.6 billion in FY 2017. The Committee also reported S. 569, sponsored by Ranking Member Maria Cantwell (D-WA) to permanently reauthorize and mandate full funding of $900 million per year for the Land and Water Conservation Fund. Also approved was S. 2160, a bill to establish a pilot program examining alternative dispute resolution processes for certain projects in US Forest Service Region 1; see the related item below for additional detail on that measure.

  As discussed on yesterday's SAC call, these bills, along with nearly 120 others approved by the Senate Energy Committee over the course of the 115th Congress, are potential items for inclusion in a broad public lands legislative package, which is being discussed as a possible floor agenda item during the anticipated lame duck session before adjournment. WGA will monitor the progress of any such legislative vehicle and report on items of interest to Western Governors.

- **S. 2160 – Protect Collaboration for Healthier Forests Act –** The Senate Energy and Natural Resources Committee advanced S. 2160, the Protect Collaboration for Healthier Forests Act, to the full Senate on Wednesday. S. 2160, introduced by Senator Daines (R-MT), would create an arbitration pilot program in Forest Service Region 1 to serve as an alternative dispute resolution (ADR) process in lieu of judicial review for projects that:

  - Are developed through a collaborative process;
  - Are carried out under the Collaborative Forest Landscape Restoration Program;
  - Are identified in a community wildfire protection plan;
  - Reduce hazardous fuels or mitigate insect or disease infestations; and
  - Are located, in whole or in part, in the wildland-urban interface.

  Only two projects may be designated for arbitration per calendar year.

  WGA has examined ADR tools, including arbitration, through its National Forest and Rangeland Management initiative. WGA hosted a webinar during year one of the initiative that examined the role of litigation in forest management and the potential to use arbitration and other ADR tools in lieu of traditional litigation. Western Governors called for further dialogue on this topic in the Initiative's June 2017 Special Report. WGA hosted a follow-up webinar in August that examined strategies to improve and strengthen collaborative decision-making in natural resources planning.

WGA Staff: Troy Timmons (ttimmons@westgov.org) and Kevin Moss (kmoss@westgov.org)

Senate Approves Opioid Package; Bill Awaits President's Signature

As reported in last week's SAC email, House and Senate leaders agreed on final language for H.R. 6, the SUPPORT for Patients and Communities Act (agreement text here). The bill is an aggregation of provisions to address the opioid crisis. The House approved the agreement under suspension of the rules last Friday afternoon by a 393-8 vote; the Senate approved the bill Wednesday by a 98-1 margin. The measure now goes to the White House for consideration.

WGA Staff: Troy Timmons (ttimmons@westgov.org)

MASTER CALENDAR DETAIL

Monday, October 8, 2018	**Bylaw-Dictated Deadline for Initial Draft Resolutions**
Thursday, October 11 through Friday, October 12, 2018	**WGA Working Lands Roundtable: Invasive Species and Restoration** Cheyenne, Wyoming Register here.

AMERICAN OVERSIGHT

Friday, October 12, 2018	**Deadline**: SAC Recommendations for Panelists/Participants in BISI Helena Workshop
Tuesday, October 16, 2018 **(COB)**	**Input Deadline**: Draft Legislative Language -- Aquatic Invasive Species Containment
Thursday, October 18, 2018	**SAC Resolutions Call** 2 p.m. MT / 4 p.m. ET 1-800-704-9804, access code 38539797#
Friday, October 19, 2018 **(COB)**	**SAC Recommendations Sought** – Planning for Burgum Rural Development Initiative
Thursday, October 25, 2018	**SAC Resolutions Call** 2 p.m. MT / 4 p.m. ET 1-800-704-9804, access code 38539797#
Thursday, November 1, 2018	**SAC Resolutions Call** 2 p.m. MT / 4 p.m. ET 1-800-704-9804, access code 38539797#
Friday, November 2, 2018	**Deadline**: SAC Recommendations for Panelists/Participants in BISI Hawaii Workshop
Thursday, November 8, 2018	**SAC Resolutions Call** 2 p.m. MT / 4 p.m. ET 1-800-704-9804, access code 38539797#
Tuesday, November 13, 2018	**Meeting – WGA, State Invasive Species Coordinators, DOI – Discussion on Quagga/Zebra Mussels Rapid Response** 4:30 – 7:30 pm MT Call-in number TBA
Wednesday November 14, 2018	**Biosecurity and Invasive Species Initiative Workshop** Helena, Montana Register here.

AMERICAN OVERSIGHT

NV-DA-20-0615-A-006841

Thursday, November 15, 2018	**SAC Resolutions Call** 2 p.m. MT / 4 p.m. ET 1-800-704-9804, access code 38539797#
Friday, November 16, 2018	**WGA New Governor Orientation Luncheon** Noon MT / 2 p.m. MT Broadmoor Hotel, Schreyvogel Room, CO Springs, CO
Tuesday, November 27, 2018	**Ballots and Winter Meeting Briefing Books Delivered**
Thursday, December 6, 2018	**SAC Call – Winter Meeting Logistics**
Friday, December 7, 2018	**Ballots Requested Back to WGA**
Sunday, December 9 through Monday December 10, 2018	**Biosecurity and Invasive Species Initiative Workshop** Fairmont Orchid, Hawaii, The Big Island Register here.
Monday, December 10 through Thursday, December 13, 2018	**WGA 2018 Winter Meeting** Fairmont Orchid, Hawaii, The Big Island
Tuesday, December 11, 2018	**SAC Winter Meeting** Fairmont Orchid, Hawaii, The Big Island
Sunday, June 9 through Wednesday, June 12, 2019	**WGA 2019 Annual Meeting** Vail, Colorado

AMERICAN OVERSIGHT

NV-DA-20-0615-A-006842

WESTERN GOVERNORS' ASSOCIATION

Policy Resolution 2019-XX

Compensatory Mitigation – Version 2

A. BACKGROUND

1. Through their sovereign and statutory powers, states have primary management authority over all fish and wildlife within their borders. Following decades of work by staff and contractors, states have developed extensive science, expertise, and knowledge of species within their borders.

2. Governors bear responsibility for managing state interests, authorities and property rights within state borders – including fish and wildlife – and oversee state agencies charged with properly managing wildlife, habitat and related resources within their states.

3. States are the primary recipients of economic benefits associated with healthy species and ecosystems. At the same time, the economic costs of compliance with federal environmental regulations can fall disproportionately on western states and local communities. States recognize the importance of economic development and note that it is often not possible to both advance an economic development project and entirely avoid negative impacts to fish and wildlife populations and habitat.

4. Compensatory mitigation plays an important role in wildlife management and conservation, and states rely on its use in developing and executing species conservation strategies. Compensatory mitigation strategies employed by states include, but are not limited to, habitat restoration, establishment, enhancement, or conservation activities.

5. The mitigation hierarchy is a commonly referenced and widely utilized strategy in determining compensatory mitigation requirements for resource development projects. The mitigation hierarchy consists of first avoiding adverse impacts to wildlife populations and habitat where practicable, then minimizing adverse impacts where they cannot be avoided. The final step in the mitigation hierarchy is employing compensatory mitigation measures to replace or offset adverse impacts that remain following avoidance and minimization. This practice is memorialized under the Council of Environmental Quality's implementing regulations and other federal policy and guidance.[1]

6. While states exercise primary management authority over fish and wildlife within their borders, habitat for fish and wildlife often spans a patchwork of land ownership types, complicating state efforts to manage and conserve species under their management jurisdiction. This is particularly challenging in western states, where federal ownership constitutes a generally higher percentage of overall land ownership.

B. GOVERNORS' POLICY STATEMENT

1. States have the responsibility to establish appropriate statutes, regulations, policies and programs to manage fish and wildlife within their borders. This responsibility extends to

[1] 40 CFR 1508.20

DRAFT

AMERICAN OVERSIGHT

the development of compensatory mitigation standards and implementation of compensatory mitigation for species under their management purview.

2. Compensatory mitigation approaches vary from state to state, but they are designed to fully offset residual impacts to habitat function. Governors recognize that habitat functionality is the primary metric by which mitigation outcomes are measured. Compensatory mitigation efforts must be sufficient to fully offset residual impacts to habitat function at the site-specific and range-wide scale necessary to meet conservation goals.

3. Where state mitigation standards are in place, consistency with existing state policy should be the primary guiding principle for a federal agency's development or implementation of compensatory mitigation on lands within their management authority or jurisdiction.

4. Western Governors urge federal agencies to adopt and implement state-supported compensatory mitigation programs and policies. Consistency between federal mitigation standards and those in state-supported programs allows wildlife managers, state and federal regulators, and developers to use a consistent compensatory mitigation program across differing land ownership within a state.

5. Western Governors recognize that that the diversity of conceivable species, habitat and project-specific circumstances make quantifying measures, with clearly defined goals, for compensatory mitigation difficult. Governors are concerned about federal agencies' potential inconsistent use and lack of assessment criteria for ambiguous mitigation goals such as "net conservation gain," and they believe that measures should be designed to avoid inappropriate uses of such a goal.

6. Western Governors recognize that mitigation of development impacts to habitat or natural resources must account for a level of risk and uncertainty that a particular compensatory mitigation action may fail to adequately offset adverse impacts to wildlife and habitat. Federal agencies should acknowledge a variety of tools and measures for incorporating risk and uncertainty based on the diverse experience of states in designing and implementing compensatory mitigation programs.

7. Governors believe that federal mitigation policies should be developed in coordination with Governors, and the state agency officials they designate, to achieve the following objectives:

   - Provide measurable and documentable habitat and conservation values, services and functions that are at least equal to the lost or degraded values, services and functions caused by the impact.

   - Incorporate measures to account for a level of risk that a particular compensatory mitigation action may fail or not achieve its stated objectives, and uncertainty about the level and duration of estimated impacts.

   - Compensatory mitigation projects should be sited and designed to support the most effective conservation or restoration projects; the effectiveness of mitigation actions should be based on the best available science.

Commented [ZB1]: ID edit – 10/4/18

DRAFT

AMERICAN OVERSIGHT

- Provide benefits that are durable and in place for at least the duration of the residual adverse impacts.

- Encourage the application of compensatory mitigation offsets prior to the impact occurring to ensure no lag time occurs between impacts and offsets.

- Offer transparency and certainty to developers, regulators, and the public. This necessitates early and substantive consultation with States and consistency with State designed compensatory mitigation standards where they exist.

Commented [ZB2]: ID edit – 10/4/18

C. GOVERNORS' MANAGEMENT DIRECTIVE

1. The Governors direct WGA staff to work with Congressional committees of jurisdiction, the Executive Branch, and other entities, where appropriate, to achieve the objectives of this resolution.

2. Furthermore, the Governors direct WGA staff to consult with the Staff Advisory Council regarding its efforts to realize the objectives of this resolution and to keep the Governors apprised of its progress in this regard.

DRAFT

AMERICAN OVERSIGHT

July 2018 Communications Report

TRADITIONAL MEDIA

The new WGA fiscal year kicked off in July with enormous media exposure for Western Governors. The Governors' involvement with the draft bill created by Senator Barrasso earned the majority of the attention (51 stories). WGA also earned mentions in 19 stories on topics such as water, licensure and our methane resolution. (See list of stories, and links, at bottom of this document.)

In all, those stories, op-eds and press releases appeared in 204 media outlets online, including the Associated Press, *E&E News, The Washington Post*, ABC News Radio, *The Hill*, NPR, *High Country News, Las Vegas Review-Journal, Rapid City Journal, Casper Star Tribune, Washington Examiner*, Capital Press and even *Mother Jones*.

But let's be honest, the coolest publication WGA appeared in during July was *Cowsmopolitan*, an online magazine covering the dairy trade based in Alberta.

WGA WEBSITE TRAFFIC

Visitation in July was up strongly (25%) over the same month in 2017 and Calendar Year 2018 traffic also remained well ahead (21%) of last year. As expected, we did not continue the past fiscal year's explosive growth in pageviews– in fact, during July we experienced a 7% decline. The growth in the past fiscal year owed much to the new website's architecture, which captures more pageviews than the old website, so we will not have that built-in advantage going forward.

Top content in July reflected strong interest in the *Biosecurity and Invasive Species Initiative*, as the blog post featuring the launch webinar was the second-most visited destination (816 pageviews). (We also just launched the website for the initiative.) Winners, and I suppose some of the also-rans, flocked to the main page for Celebrate the West (530 views), our third-ranked page for July.

The rest of the Top 10 was largely occupied by our main pages, but the Top 25 also included:

- 220 views for the 13th ranked ESA initiative (certainly boosted by Barrasso draft);
- 199 views for the 15th ranked blog on the invasive species data management guidelines;

AMERICAN OVERSIGHT

- 198 views for the 16th ranked blog that compiles all of our new resolutions;
- 195 views for the 17th ranked blog with the Workforce report;
- 194 views for the 19th ranked blog about Winter Meeting registration;
- 184 views for the 20th ranked blog with Mt. Rushmore video, which just launched on July 26.

JULY
Compared to July, 2017

- Total Users: Up 25% (4,091 vs 3,277)
- Total Visits: Up 20% (4,864 vs 4,051)
- Pageviews: Down 7% (15,595 vs 16,878)

2018 Calendar Year to Date
Compared to 2017 to date

- Total Users: Up 21% (32,178 vs 26,613)
- Total Visits: Up 19% (33,392 vs 27,957)
- Pageviews: Up 19% (123,395 vs 103,762)

SOCIAL MEDIA

Growth during the past month has WGA closing in on two milestones: we're less than 100 away from 4,000 Twitter followers and just 22 away from 800 on Facebook. In addition, engagement remains strong with our social media audiences.

Twitter:

- 3,909 Followers as of 7/31/18
  - 32 followers gained in the month
- 364 Tweets earned 130,000 Impressions
- 384 'Clicks' on tweets/posts by our followers
- 454 Engagements: RTs, Likes, Replies

Facebook:

- 778 Likes as of 7/31/18
  - 21 new likes gained in the month
- 531 average impressions daily
- 633 Engagements: Comments, Likes, Shares, Clicks

LinkedIn

- 328 Followers as of 7/31/18
  - 3 new followers gained in the month
- 107 average impressions daily
- 40 clicks

AMERICAN OVERSIGHT

VIDEO

WGA hosted one webinar during the month, the "Biosecurity and Invasive Species Initiative Launch." We also posted the 'Expansion' of Mount Rushmore video from the Annual Meeting on July 26 and it already has piled up 123 views and 147 minutes of viewing. During the month overall:

- 413 total views in July 2018
- 3,172 minutes watched
    - Average view duration: 7:40
- Subscribers: 98 (3 gained)
- Top video: Biosecurity and Invasive Species Initiative Launch
    - 1,813 minutes watched, 99 views

EMAIL NEWSLETTERS

WGA email newsletters delivered during July included The Roundup on Fridays, Congressional Action Report, Regulatory Tracking Report, Western Policy Network Report, Oklahoma sponsor lunch invitation, and a webinar alert.

- 11 emails sent
    - 34,004 total number of recipients
- 24% average 'open' rate
    - 7,363 unique opens during the month
- Audience Platform 'opens': 40% mobile, 60% desktop
- 4.8% 'bounce' rate for all email deliveries combined

WGA COVERAGE IN JULY 2018

Water

JDSupra
Oversight of the Army Corps' Regulation of Surplus Water/Role of States' Rights: U.S. Senate Environment and Public Works Hearing
Brief: Ward Scott Testimony
https://www.jdsupra.com/legalnews/oversight-of-the-army-corps-regulation-25492/

Invasive Species

California Water News Daily (6/29) Appeared in 26 media outlets
$4 Million Allocated by Bureau of Reclamation to Combat Quagga and Zebra Mussels in the West Invasive Species
http://californiawaternewsdaily.com/drought/4-million-allocated-by-bureau-of-reclamation-to-combat-quagga-and-zebra-mussels-in-the-west/

Valley Journal (7/4)
Council recommends eDNA testing, policies

AMERICAN OVERSIGHT

WGA mention
http://www.valleyjournal.net/Article/20019/Council-recommends-eDNA-testing--policies

FishingWire (7/6)
Northern Pike Suppression Efforts in Columbia River Get $4.5 Million Grant
Top 50 Invasives
http://www.thefishingwire.com/releases/06051bc7-4617-4eff-9262-ed4c64b76fd8
also in
Energy News Data
http://www.newsdata.com/fishletter/383/4story.html

Mountain West News Bureau (7/13) Appeared in 6 media outlets
Western Governors Want To Know More About Thistles, Hogs And Something Called 'Rock Snot'
BISI Launch Webinar
http://boisestatepublicradio.org/post/western-governors-want-know-more-about-thistles-hogs-and-something-called-rock-snot
Also in: Wyoming Public Media, Yellowstone Public Radio in Montana, KUER in Salt Lake City and KRCC and KUNC in Colorado.

Licensure

Rapid City Journal (7/9)
Licensure reciprocity laws to be considered in future military basing decisions
Annual Meeting
https://rapidcityjournal.com/news/local/licensure-reciprocity-laws-to-be-considered-in-future-military-basing/article_5748b8c8-bf95-523e-8522-72fbfa925720.html

Rapid City Journal (7/15)
OURS: Lawmakers should heed Wilson's words on reciprocity
WGA, Meeting
https://rapidcityjournal.com/opinion/editorial/ours-lawmakers-should-heed-wilson-s-words-on-reciprocity/article_18530e12-15fc-5885-8967-85e8cc38868d.html

NEPA, Trade, Et Cetera

CBC Radio Manitoba (7/1)
Op-ed: In the era of 'America first' and 'Mexico first,' how about 'Canada first' too?
Trade Reso
http://www.cbc.ca/news/canada/manitoba/opinion-james-eldridge-trade-canada-first-1.4726702

The Daily Republic (7/2)
DAUGAARD: Finding enjoyable, well-paying work
Workforce, WGA, Meeting
http://www.mitchellrepublic.com/opinion/4467504-daugaard-finding-enjoyable-well-paying-work

High Country News (7/6)
Feds eye changes to a bedrock environmental law
NEPA Resolution
https://www.hcn.org/articles/public-lands-feds-eye-changes-to-bedrock-environmental-law

AMERICAN OVERSIGHT

also in
Mother Jones
https://www.motherjones.com/environment/2018/07/this-gop-congressman-has-begun-a-huge-fight-over-a-key-environmental-law/
and
Coyote Gulch
https://coyotegulch.blog/2018/07/10/feds-eye-changes-to-a-bedrock-environmental-law-highcountrynews/

Natural Gas Intelligence (7/9)
Impact on oil, gas operations minimal so far from western wildfires
Cited Best of West
http://www.naturalgasintel.com/articles/114987-impact-on-oil-gas-operations-minimal-so-far-from-western-wildfires

AgWeek (7/16)
Weather radar coverage for western ND questioned after tornado
WGA, Burgum Vie Chair
http://www.agweek.com/news/weather/4472501-weather-radar-coverage-western-nd-questioned-after-tornado

E&E News (7/24)
INTERIOR Utah Gov. Herbert pitches Zinke on moving BLM headquarters
Annual Meeting
Story below

SD Public Radio (7/24)
Governor Dennis Daugaard: An Update On South Dakota Policy
Annual Meeting, Workforce
http://listen.sdpb.org/post/governor-dennis-daugaard-update-south-dakota-policy

Cowsmopolitan (7/24)
Wildfires rage through Western US
BoW rewrite
http://www.cowsmo.com/?news=wildfires-rage-through-western-us

Washington Post (7/26)
The Energy 202: Trump team stops asking drillers and miners to pay for damage to federal lands
https://www.washingtonpost.com/news/powerpost/paloma/the-energy-202/2018/07/26/the-energy-202-trump-team-stops-asking-drillers-and-miners-to-pay-for-damage-to-public-lands/5b5890ef1b326b1e6469553f/
Also in: Anchorage Daily News and ThinkProgress

Casper Star Tribune (7/27)
Brown: Regional, state action on methane shows bipartisan sensibility of waste reduction efforts
Methane Resolution
https://trib.com/business/energy/brown-regional-state-action-on-methane-shows-bipartisan-sensibility-of/article_5db8c846-ebd1-5895-9ea2-6c52a61da9e6.html

AMERICAN OVERSIGHT

The Rural Blog (7/27)
U of Kentucky: Briefs on news impacting rural America
Mitigation, Annual Meeting
http://irjci.blogspot.com/2018/07/feds-scrap-mining-and-drilling-cleanup.html

Payson Roundup (7/31)
Gila County Supervisor Martin leads national discussions on public lands policies
WGA mention
https://www.paysonroundup.com/government/gila-county-supervisor-martin-leads-national-discussions-on-public-lands/article_d9f8b901-e2d1-5c15-8c95-ab3c628e50f5.html

Species Conservation

Center for American Progress (6/25)
Zinke's Plans Could Undermine the Sage-Grouse Conservation Strategy and Endangered Species Act
ESA/Jim Lyons
https://www.americanprogress.org/issues/green/news/2018/06/25/452747/zinkes-plans-undermine-sage-grouse-conservation-strategy-endangered-species-act/

Elko Daily Free Press (6/27)
BLM to outline changes in sage grouse policy in Elko
Species/Annual meeting
https://elkodaily.com/news/local/blm-to-outline-changes-in-sage-grouse-policy-in-elko/article_51fb87b4-9cc4-58bb-af44-e6d6a484c687.html

Reno Gazette Journal (6/28)
OP-ED: Don't complicate military funding with wildlife issues: Johnson
Sage-grouse/Species
https://www.rgj.com/story/opinion/voices/2018/06/28/dont-complicate-military-funding-wildlife-issues-johnson/744254002/

Post Register/Idaho Falls (7/24)
Guest column by Lieutenant Governor Brad Little: Ranching is the public lands management infrastructure that delivers for Idaho and the West
ESA, WGA mention
http://www.postregister.com/articles/opinions/2018/07/24/guest-column-ranching-public-lands-management-infrastructure-delivers

Las Vegas Review-Journal (7/24)
Lawmakers strip sage grouse provision from defense bill
ESA, WGA mention
https://www.reviewjournal.com/news/politics-and-government/nevada/lawmakers-strip-sage-grouse-provision-from-defense-bill/

AMERICAN OVERSIGHT

ESA Draft Discussion Bill

Common Dreams (7/2)
As GOP Pushes Overhaul, Conservationists Mobilize to Save 'Endangered Species Act From Extinction'
ESA Draft
https://www.commondreams.org/news/2018/07/02/gop-pushes-overhaul-conservationists-mobilize-save-endangered-species-act-extinction

The Daily Caller (7/2)
Senate Republicans Are Teaming Up To Rein In Federal Power Over Endangered Species
ESA Draft
http://dailycallernewsfoundation.org/2018/07/02/senate-republicans-governors-power-endangered-species/

Washington Examiner (7/2)
Barrasso Gears Up For Endangered Species Debate
ESA Draft, WGA
https://www.washingtonexaminer.com/daily-on-energy-tariffs-displace-ethanol-woes-as-farmers-greatest-fear

Wyoming Public Media (7/2)
Draft Legislation Seeks To Overhaul Endangered Species Act
ESA Draft, WGA
http://wyomingpublicmedia.org/post/draft-legislation-seeks-overhaul-endangered-species-act#stream/0

Animal Welfare institute (7/3)
New Senate Bill Undercuts Endangered Species Act
ESA Draft, WGA
https://awionline.org/press-releases/new-senate-bill-undercuts-endangered-species-act

Washington Post (7/3)
The Energy 202 Roundup: Senate Republicans seek overhaul of the Endangered Species Act
ESA Draft, WGA
https://www.washingtonpost.com/news/powerpost/paloma/the-energy-202/2018/07/03/the-energy-202-interior-lacks-permanent-leaders-for-key-agencies-controlling-roughly-500-million-acres-of-public-land/5b3a2a141b326b3348addc47/?noredirect=on&utm_term=.817f803f2fc9

Gillette News Record (7/2)
Barrasso pushes for revisions in ESA
ESA Draft, WGA
https://www.gillettenewsrecord.com/news/wyoming/article_ce367f79-01d3-5c5d-89c8-342c10218a67.html
Also Casper Star Tribune
https://trib.com/business/energy/wyoming-senator-proposes-revision-of-endangered-species-act/article_f2942007-4fd4-57e8-9c86-cb433e26d75e.html

AMERICAN OVERSIGHT

E&E News (7/2)
Barrasso floats proposed ESA overhaul (story below)
ESA Draft, WGA
https://www.eenews.net/stories/1060087505

Think Progress (7/2)
Republican senator wants to undermine the law that saved the bald eagle
ESA Draft, WGA
https://thinkprogress.org/republican-senator-wants-to-undermine-law-that-saved-the-bald-eagle-de7a269ed313/

EcoWatch (7/2)
GOP Senator Seeks Major Overhaul of Endangered Species Act
ESA Draft, WGA
https://www.ecowatch.com/gop-endangered-species-act-2583247850.html

Associated Press (7/2)
Barrasso Working on Endangered Species Act Bill
ESA Draft, WGA
https://www.usnews.com/news/best-states/wyoming/articles/2018-07-02/barrasso-working-on-endangered-species-act-bill

Defenders of the Wildlife (7/2)
Proposed Rewrites to the Endangered Species Act Deny Science, Federal Oversight
ESA Draft, WGA
https://yubanet.com/enviro/proposed-rewrites-to-the-endangered-species-act-deny-science-federal-oversight/

Route Fifty (7/2)
GOP Senator Proposes More State Control of Endangered Species Act
ESA Draft, WGA
https://www.routefifty.com/management/2018/07/endangered-species-act-states-barrasso/149446/

Courthouse News (7/3)
Conservationists say Wyoming senator's bill guts Endangered Species Act
ESA Draft, WGA
https://www.courthousenews.com/wyoming-senator-introduces-plan-to-revamp-endangered-species-act/
also **Missoula Current**
https://missoulacurrent.com/outdoors/2018/07/endangered-species-act/

Casper Star-Tribune (7/3)
Wyoming senator proposes revision of Endangered Species Act
ESA Draft, WGA
https://trib.com/business/energy/wyoming-senator-proposes-revision-of-endangered-species-act/article_f2942007-4fd4-57e8-9c86-cb433e26d75e.html
Also **Billings Gazette, US News & World Report, Jackson Hole News-Guide**:
https://www.jhnewsandguide.com/jackson_hole_daily/state_and_regional/wynews/article_a55d7e93-afd7-586b-9ebc-7154fa0223ee.html

AMERICAN OVERSIGHT

Animal Welfare Institute (7/3)
New Senate Bill Undercuts Endangered Species Act
ESA Draft, WGA
https://awionline.org/press-releases/new-senate-bill-undercuts-endangered-species-act

The Fence Post (7/3)
Wyoming Stock Growers Association supports Barrasso's ESA amendments
ESA Draft, WGA
https://www.thefencepost.com/news/wsga-supports-barrassos-endangered-apecies-act-amendments/

Audubon Society (7/3)
Audubon Statement, Sarah Greenberger, on Draft ESA Legislation
ESA Draft, WGA
https://www.audubon.org/news/audubon-statement-draft-legislation-amend-endangered-species-act

Progressive Farmer (7/4)
Endangered Species Act Reform unveiled
ESA Draft, WGA
https://www.dtnpf.com/agriculture/web/Ag/news/livestock/article/2018/07/02/legislation-overhaul-endangered-act
also in
GreatAg: https://www.greatamericancrop.com/news-resources/article/2018/07/03/endangered-species-act-reform-unveiled
and
AGFAX (7/4)
https://agfax.com/2018/07/04/endangered-species-act-1-75bln-annually-reform-bill-pushes-for-transparency-dtn/

Union for Concerned Scientists (7/5)
Keep Your Paws Off: Three Ways Congress is Preying on Endangered Species Protections
ESA Draft, WGA
https://blog.ucsusa.org/charise-johnson/keep-your-paws-off-three-ways-congress-is-preying-on-endangered-species-protections

JDSupra Legal News (7/6)
Senator Barrasso Continues Efforts to Modernize the Endangered Species Act
ESA Draft, WGA
https://www.jdsupra.com/legalnews/senator-barrasso-continues-efforts-to-61320/

Sierra Sun Times (7/7)
Audubon Says Today's Threats To Wildlife Must Be Met With More Resources And Bipartisan Solutions
ESA Draft, WGA
http://goldrushcam.com/sierrasuntimes/index.php/news/local-news/14494-commenting-on-draft-legislation-to-amend-endangered-species-act-audubon-says-today-s-threats-to-wildlife-must-be-met-with-more-resources-and-bipartisan-solutions

AMERICAN OVERSIGHT

Capital Press (7/5)
Editorial: Western governors offer prudent ESA proposal
ESA Draft, WGA
http://www.capitalpress.com/Opinion/Editorials/20180705/editorial-western-governors-offer-prudent-esa-proposal
also **Blue Mountain (OR) Eagle** (7/17)
http://www.bluemountaineagle.com/be/editorials/20180717/our-view-western-governors-offer-prudent-esa-proposal

Lexology (7/5)
Senator Barrasso Continues Efforts to Modernize the Endangered Species Act
ESA Draft, WGA
https://www.lexology.com/library/detail.aspx?g=d28c969f-fd06-4717-90d0-6b0f23e60e3b

Sierra Sun Times (7/7)
Rural County Representatives of California Endangered Species Act Update
ESA Draft, WGA
http://goldrushcam.com/sierrasuntimes/index.php/news/local-news/14529-rural-county-representatives-of-california-endangered-species-act-update

Feedstuffs (7/9)
Senate looks to tackle endangered species reform
ESA Draft, WGA
http://www.feedstuffs.com/news/senate-looks-tackle-endangered-species-reform

Powell (WY) Tribune (7/12)
Sen. Barrasso efforts to amend Endangered Species act cheered, feared
ESA Draft, WGA
http://www.powelltribune.com/stories/sen-barrasso-efforts-to-amend-endangered-species-act-cheered-feared,15084

Associated Press (7/12)
Wyoming governor to testify on Endangered Species Act
ESA Draft, WGA
http://k2radio.com/wyoming-governor-to-testify-on-esa-in-washington/
https://www.wral.com/wyoming-governor-to-testify-on-endangered-species-act/17692966/
ON: K2 Radio (WY), WRAL (Raleigh/Durham), etc

Missouri Ruralist (7/13)
Barrasso's Endangered Species Act language to have July 17 hearing
ESA Draft, WGA
http://www.missouriruralist.com/farm-policy/barrassos-endangered-species-act-language-have-july-17-hearing

also in
Western Farm Press
http://www.westernfarmpress.com/farm-policy/barrassos-endangered-species-act-language-have-july-17-hearing

AMERICAN OVERSIGHT

The Fence Post (7/16)
Amendments to the Endangered Species Act would make regs more ag friendly
ESA draft, WGA
https://www.thefencepost.com/news/amendments-to-the-endangered-species-act-would-make-regs-more-ag-friendly/

AgInfo.net (7/16) Appeared in 16 state outlets
Endangered Species Act Reform Unveiled (7/16)
ESA draft, WGA
http://www.aginfo.net/index.cfm/report/id/Today-s-Chuckle-40405

KULR-TV (7/17)
Wyoming governor testifies before Senate on Endangered Species Act
ESA (EPW Release)
http://www.kulr8.com/story/38665546/wyoming-governor-testifies-before-senate-on-endangered-species-act

Middletown Transcript (7/17)
Carper gives opening statement at Environment and Public Works committee hearing
Multiple WGA mentions
http://www.middletowntranscript.com/news/20180717/carper-gives-opening-statement-at-environment-and-public-works-committee-hearing

ABC News Radio (7/17)
States versus feds: Mexican gray wolf at center of endangered species debate
ESA draft, WGA, Includes Gov. Burgum quote
http://sandhillsexpress.com/abc_national/states-versus-feds-mexican-gray-wolf-at-center-of-endangered-species-debate-abcid36090666/
also **KWBG (ID)** http://www.kwbg.com/news-rss/states-versus-feds-mexican-gray-wolf-at-center-of-endangered-species-debate/

National Cattleman's Society (7/17)
KTIC/107.9 Bull (NE)
Livestock Groups Launch Media Campaign in Support of Barrasso Endangered Species Act Amendments of 2018
ESA draft, WGA
http://kticradio.com/agricultural/livestock-groups-launch-media-campaign-in-support-of-barrasso-endangered-species-act-amendments-of-2018/

Wyofile (7/17)
Is the public being cut out of public-land decisions?
ESA draft, WGA
https://www.wyofile.com/is-the-public-being-cut-out-of-public-land-decisions/
Also **Post Register:** http://www.postregister.com/articles/featured-news-daily-email/2018/07/20/public-being-cut-out-public-land-decisions

AMERICAN OVERSIGHT

The Hill (7/17)
Dems Slam Bill To Change Endangered Species Act
ESA draft, WGA
http://thehill.com/policy/energy-environment/397442-dems-slam-proposed-endangered-species-act-changes
also in **Overnight Energy Roundup**
http://thehill.com/policy/energy-environment/overnights/397530-overnight-energy-gao-few-schools-test-for-lead-in-water

Casper Star Tribune (7/18) Appeared in multiple Wyoming outlets
Senators grill Wyoming governor on proposed changes to Endangered Species Act
ESA draft, WGA
https://trib.com/business/energy/senators-grill-wyoming-governor-on-proposed-changes-to-endangered-species/article_940ddd2d-16b3-5ede-a781-b40388a4046e.html

Agri-Pulse (7/18)
Senate endangered species bill faces uphill climb (paywall)
https://www.agri-pulse.com/articles/11240-senate-endangered-species-bill-faces-uphill-climb

AGDAILY (7/18)
NCBA, PLC: Endangered Species Act is showing its age
ESA Campaign, notes WGA
https://www.agdaily.com/news/ncba-plc-endangered-species-act/

Sweetwater Now (7/18)
Legal Analysis from UW Proposes Alternate Solution to Reforming Endangered Species Act
ESA Initiative, ESA Draft, WGA
https://www.sweetwaternow.com/legal-analysis-from-uw-proposes-alternate-solution-to-reforming-endangered-species-act/
Also K2 Radio: http://k2radio.com/uw-legal-analysis-proposes-alternative-to-reforming-endangered-species-act/

The Daily Signal/Heritage Foundation (7/19)
This Bill Would Ease 'Recovered' Species Off the Endangered List
ESA bill in House/WGA mention
https://www.dailysignal.com/2018/07/19/this-bill-would-ease-recovered-species-off-the-endangered-list/

The Hill
(7/20)
Op-Ed by Jim Lyons: The law to protect endangered species in America is working
ESA Initiative, WGA, ESA Draft
http://thehill.com/opinion/energy-environment/397991-the-law-to-protect-endangered-species-in-america-is-working

NPR (7/20)
Senator Barrasso Hopes To Be In The Forefront Of Endangered Species Reforms
ESA draft bill, WGA
http://www.wvik.org/post/senator-barrasso-hopes-be-forefront-endangered-species-reforms#stream/0

AMERICAN OVERSIGHT

Western Farmer-Stockman (7/23)
Op-Ed in support: States get input on Endangered Species Act
ESA, Species
http://www.westernfarmerstockman.com/conservation/states-get-input-endangered-species-act

Jackson Hole News & Guide (7/23)
Mead argues against stay on sage grouse listing
ESA in Defense rider, ESA draft bill, WGA
https://www.jhnewsandguide.com/jackson_hole_daily/state_and_regional/article_aee0aa62-5026-5127-bed6-b41bf23a788e.html

Mother Jones (7/25)
This Is Why Lawmakers Want to Gut the Endangered Species Act
ESA draft bill, WGA
https://www.motherjones.com/environment/2018/07/this-is-why-lawmakers-want-to-gut-the-endangered-species-act/

Hawaii Free Press (7/26)
Ige: I Signed Endangered Species Letter, but I didn't Really Mean it
ESA, WGA
http://www.hawaiifreepress.com/ArticlesMain/tabid/56/ID/22039/Ige-I-Signed-Endangered-Species-Letter-but-I-didnt-Really-Mean-it.aspx

Environmental Defense Fund (7/26)
Trump's ESA overhaul won't give Americans what they want. Here's what will.
WGA, ESA
http://blogs.edf.org/growingreturns/2018/07/26/trump-endangered-species-act-overhaul-reform/

Ag Professional (7/27)
Provision to Change Endangered Species Act has Support of Cattlemen
ESA draft bill, WGA
https://www.agprofessional.com/article/provision-change-endangered-species-act-has-support-cattlemen
Also appeared in **Drovers, Top Producer, AgWeb**

AgAlert (7/31)
Commentary: Improved ESA would work better for species, people
By senior counsel, federal policy consultant, California Farm Bureau Federation
ESA Draft, WGA
http://www.agalert.com/story/?id=12067

AMERICAN OVERSIGHT

E&E News Stories

ENDANGERED SPECIES Barrasso floats proposed ESA overhaul

Kellie Lunney, E&E News reporter
Published: Monday, July 2, 2018
Sen. Barrasso (R-Wyo.) Photo credit: C-SPAN

Republican Wyoming Sen. John Barrasso's proposal would reauthorize the landmark Endangered Species Act for the first time since 1992. C-SPAN

States would get greater input into the federal process for listing endangered species under a draft bill released today by Senate Environment and Public Works Chairman John Barrasso.

The Wyoming Republican's proposal would expand states' authority in writing species recovery goals, habitat objectives and other criteria for delisting or downlisting at-risk animals and plants under the Endangered Species Act.

The "recovery teams" could modify such criteria by unanimous votes "based on a material change to the best scientific and commercial data available" with the Interior secretary's approval, according to a discussion draft of the proposal.

"We must do more than just keep listed species on life support — we need to see them recovered," Barrasso said in a statement. "This draft legislation will increase state and local input and improve transparency in the listing process."

The Interior secretary then would have 90 days to approve or reject the team's recommendation.

Barrasso's proposal would also revamp the judicial review process for decisions to delist species under the ESA — a tool that environmental groups use to delay listing changes.

"A determination to delist will not be subject to judicial review until the expiration of the monitoring period for a delisted species," the Barrasso draft says.

Jamie Rappaport Clark, president and CEO of Defenders of Wildlife, blasted the proposal, calling the draft "partisan" and a "reckless power grab designed to wrest away authority from scientists and wildlife experts and give it to states that lack the resources — and sometimes the political will — needed to save wildlife from extinction."

The group also took particular issue with language that would change the judicial review process.

"The Barrasso bill would undercut accountability by exempting federal decisions from judicial review when they fail to meet statutory deadlines for listing species," said a press release from the organization.

"It would delay court challenges for delisting decisions for five years, leaving wrongly-delisted species exposed to hunting, extractive industries, and other significant threats to their existence," it said.

CONFIDENTIAL: Western Governors' Association, 2018

AMERICAN OVERSIGHT

Defenders of Wildlife also said the law already provides sufficient flexibility for federal, state, local and tribal officials to collaborate on ensuring a species' survival.

Barrasso, who worked closely with the Western Governors' Association in drafting the language, has sought feedback on updating the ESA over the last year and a half through hearings and briefings.

The WGA in a Feb. 14 letter to Barrasso praised his efforts to overhaul the 1973 landmark law and said the proposed bill's provisions were "generally consistent" with the group's recommendations.

"The Western Governors' Association appreciates the Chairman's willingness to productively engage with Governors, and that the Chairman has approached this polarizing topic in an inclusive, thoughtful manner," wrote South Dakota Gov. Dennis Daugaard (R) and Hawaii Gov. David Ige (D).

"The proposed bill reflects this fact and offers meaningful, bipartisan solutions to challenging species conservation issues," the WGA chairmen added.

Barrasso's reforms also aim to boost transparency of the ESA listing process by making scientific and commercial data readily available online.

However, language in the proposal also "prohibits the secretary from disclosing information pursuant to the Freedom of Information Act that includes sensitive information regarding a species, identifies the property of a specific landowner, or includes sensitive personal or business-related information."

Additionally, the discussion draft would create a priority system for tackling listing petitions, status reviews and determinations based on the urgency of a species' survival and conservation efforts "so that resources can be utilized in the most effective manner," said the summary from Barrasso's office.

The proposed bill would reauthorize the ESA for the first time since 1992.

INTERIOR Utah Gov. Herbert pitches Zinke on moving BLM headquarters

Scott Streater, E&E News reporter
Published: Wednesday, July 25, 2018

Utah Gov. Gary Herbert (R) used a visit yesterday by Interior Secretary Ryan Zinke to his state as another opportunity to pitch moving the headquarters of the Bureau of Land Management to the Beehive State.

Paul Edwards, Herbert's deputy chief of staff for communications and policy, confirmed that the governor and Zinke — who was in Utah yesterday to deliver brief remarks during the Days of '47 rodeo in Salt Lake City — did speak about a possible move of BLM headquarters from Washington, D.C., to his state.

That brief conversation at the rodeo, however, was a continuation of a much longer discussion the governor had with Zinke on the issue at the Western Governors' Association's

AMERICAN OVERSIGHT

annual meeting last month in South Dakota, Edwards said. Zinke did not commit to anything — yesterday or at the WGA annual meeting — and he made no announcements during his visit to Utah.

But once again, Edwards said, Zinke showed his willingness to listen."Like any large organization, being able to hear about the benefits and advantages we have here in Utah, with a high quality of living, lower housing costs than in D.C., and access to these great outdoors, that's a big opportunity," Edwards told E&E News.

Edwards suggested that conversations between Zinke and the governor have centered on a potential BLM move to Salt Lake City.

"Having good access to a major airport hub in the Intermountain West, presumably, would make it easier for them to engage with the very lands they have jurisdiction over," he said. "Having these people who have jurisdiction for [the federal land] to have the opportunity to be right here and appreciate the unique geography and topography and meteorology and biology of these lands, we just think that would be a huge benefit."

Zinke and other Interior officials have been clear that they are exploring moving BLM's national headquarters to a city in the West and are currently evaluating potential sites as part of an agency-wide reorganization. Zinke has proposed dividing the Interior Department into 13 geographic regions across the country based on watershed and other natural resource boundary lines. He also has touted the potential benefits of moving more staff into the field, including improved permitting, efficiency and collaboration (E&E News PM, Jan. 5).

Zinke did not address the Interior reorganization effort during his brief appearance at the rodeo on Pioneer Day, according to press reports. The vast majority of the 245 million acres that BLM manages are in the West. Interior officials have said moving the bureau to the West would make it more responsive to the people most affected by agency land-management decisions.

Colorado Sen. Cory Gardner (R) and Rep. Scott Tipton (R) have introduced companion bills directing Interior to develop a strategy, including a proposed timeline, for moving BLM's headquarters to one of 12 Western states (E&E News PM, May 2, 2017). Tipton, in particular, has been vocal about his support for moving BLM's headquarters to Colorado. His bill has 19 co-sponsors, including Colorado Rep. Jared Polis, a liberal Democrat who's running for governor.

Tipton issued a press statement last week once again touting the benefits of moving BLM out West. "Ninety-nine percent of the land that the BLM manages is located in the West, and the decisions made by the Bureau have daily impacts on those who live there, so it only makes sense to move the headquarters to a western state," Tipton's statement said.

Tipton's congressional district in western Colorado, he said, would be an ideal location. Both he and Gardner have stated they would like to see the headquarters move to Grand Junction, Colo., in Tipton's district. "The district I am fortunate enough to represent serves as a microcosm of almost every western land-management issue, and I encourage the Department of the Interior to strongly consider Colorado's Third District for the new BLM headquarters," he said.

Herbert will continue to lobby for Utah, Edwards said. "Gov. Herbert and Secretary Zinke have formed a good relationship, and this is an ongoing conservation," he said. "We appreciate the

CONFIDENTIAL: Western Governors' Association, 2018

AMERICAN OVERSIGHT

secretary's close attention to the issues here in the western U.S., and his efforts to be out here frequently, on the ground, observing the issues we are wrestling with."

MEDIA COVERAGE BY TOPIC IN AUGUST 2018

Water/Section 401

Bloomberg Environment (8/3)
Republican Water Bill Sets Up Federalism Fight
Complete story below, but: " States have primary legal authority over water resources within their boundaries, according to Jim Ogsbury, director of the Western Governors' Association. The association opposes "any effort that may diminish, impair or subordinate our ability to protect water quality within the boundaries of our states."
Saved as separate attachment "Bloomberg story Section 401 August 3"

E&E News Greenwire (8/9)
Western governors urge Congress to uphold state permit power
https://www.eenews.net/greenwire/2018/08/09/stories/1060093761
Complete story below

Politico (8/9)
States groups oppose moves to limit Clean Water Act certification authority
Behind paywall, story below

Water Online (8/10)
Ran our blog post
https://www.wateronline.com/doc/wga-leads-national-coalition-urging-congress-to-reject-efforts-to-diminish-states-authority-to-manage-water-quality-under-clean-water-act-0001

Politico (8/10) *Morning Agriculture* roundup
Western Governors oppose limitation of Clean Water Act
https://www.politico.com/newsletters/morning-agriculture/2018/08/10/arizona-cafo-could-be-key-to-preventing-next-ecoli-lettuce-outbreak-312547

Politico (8/16)
Morning Energy: States' Rights Get Tricky Over Water
https://www.politico.com/newsletters/morning-energy/2018/08/16/trumps-not-so-simple-math-319039

Casper Star Tribune, Gillette News Record (8/17)
Barrasso seeks to limit states' veto power over clean water
https://trib.com/business/energy/barrasso-aims-to-change-the-clean-water-act-to-give/article_df2e7814-e742-5631-968d-ee06c39df138.html
https://www.gillettenewsrecord.com/news/wyoming/article_79ebc12e-4573-55fb-8827-91f17bf0e5f6.html
Also on **KPVI News 6**: https://www.kpvi.com/news/national_news/barrasso-aims-to-change-the-clean-water-act-to-give/article_a1dafe1a-4310-5ecf-8b9a-0bb001811832.html

AMERICAN OVERSIGHT

Excerpt: Wyoming's governor has backed Barrasso's effort to change the Endangered Species Act. Gov. Matt Mead has, to some extent, been the catalyst for ESA changes — putting the law on the docket for the Western Governors Association to consider and recently traveling to Washington to testify in favor of giving states greater authority managing threatened and potentially threatened species. On the Clean Water Act, however, Mead has not rallied to the senator's defense. The governor said in an email that he does not hold a position for or against the bill but believes that "it does not appear to erode Wyoming's ability to protect its water."

S&P Global Platts (8/17)
Unions, tribes back Clean Water Act change to boost energy projects as state concerns surface WGA, Section 401 Bill
https://www.spglobal.com/platts/en/market-insights/latest-news/natural-gas/081618-unions-tribes-back-clean-water-act-change-to-boost-energy-projects-as-state-concerns-surface
Also in **Coal Zoom**: http://coalzoom.com/article.cfm?articleid=15355

Excerpt: Democrats on the Senate panel were skeptical of the bill's approach. Senator Kirsten Gillibrand, Democrat-New York, said it would "fundamentally alter the role that states have in permitting projects that cross rivers, streams and wetlands." She highlighted a letter from the Western Governors' Association and nine other state organizations a week earlier urging Congress to reject steps to diminish states' ability to manage water quality.

Coyote Gulch Blog (8/30)
Western Governors advocate House reauthorization of National Integrated Drought Information System
https://coyotegulch.blog/2018/08/30/westgov-western-governors-advocate-house-reauthorization-of-national-integrated-drought-information-system/

Shared Stewardship event with AG

Agri-Pulse (8/16)
New wildfire strategy emphasizes greater federal-state cooperation
https://www.agri-pulse.com/articles/11349-new-wildfire-strategy-emphasizes-greater-federal-state-cooperation
Behind paywall; story below

McClatchy DC Bureau (8/17)
Trump administration promises teamwork — not more money — to reduce fire risk
https://www.mcclatchydc.com/news/nation-world/national/article216821710.html
Also ran in: *Sacramento Bee, Fresno Bee, Modesto Bee, Merced Sun-Star*, *San Luis Obispo Tribune*

Missoulian (8/25)
Also in: Ravalli Republic, Billings Gazette, HelenaIR, MTStandard.com
More aggressive firefighting approach means more fire, smoke
https://ravallirepublic.com/news/state-and-regional/article_f1dc985d-6743-5ca8-8300-96846166d9ea.html

AMERICAN OVERSIGHT

Invasive Species

Associations Now (8/3)
Western Governors' Association Takes Aim at Invasive Species
https://associationsnow.com/2018/08/western-governors-association-takes-aim-invasive-species/

Species Conservation, ESA

Ag Alert (8/1)
Commentary: Improved ESA would work better for species, people
http://www.agalert.com/story/?id=12067

Casper Star-Tribune (8/5)
Can a Wyoming governor change the nation's bedrock conservation law
https://trib.com/business/energy/can-a-wyoming-governor-change-the-nation-s-bedrock-conservation/article_80ce0af4-96b0-5604-bf46-885b9330cf9f.html
Also Gillette News Record
https://www.gillettenewsrecord.com/news/wyoming/article_7fad32c9-6091-5e97-b950-0654781f6696.html

Jackson Hole News & Guide (8/15)
Dodson: Fed lands belong in fed hand
https://www.jhnewsandguide.com/news/environmental/article_fed13041-7705-5f47-87d6-f9dd59200851.html

University of Wyoming & Sheridan Media (8/16)
The World Needs More Civility: UW School, Institute Committed to Collaboration on Natural Resources
https://www.sheridanmedia.com/news/world-needs-more-civility-uw-school-institute-committed-collaboration-natural-resources100313

Post Register/Idaho Falls (8/17)
Changing the Endangered Species Act
https://www.postregister.com/news/in_depth/changing-the-endangered-species-act/article_c2290944-dbaa-5f7b-9e57-a75da0c87c01.html
also in Lewiston Tribune:
https://lmtribune.com/outdoors/esa-may-get-a-makeover/article_e1e29d89-7043-5708-961b-d49eb97d457b.html

Excerpt: One bill whose provisions haven't been included in the Trump Administration's proposed rule changes are those found in the LOCAL Act sponsored by Rep. Scott Tipton, R-Colo. That bill would create a variety of incentives, including about $41 million per year for the next five years, for farmers and other landowners to engage in habitat protection efforts on their own land. Similar measures have been backed by the Idaho Farm Bureau Federation and the Western Governors' Association.

AMERICAN OVERSIGHT

Wyoming Public Media (8/24)
Some Western Lawmakers Worry Trump Administration Sage Grouse Plan Could Backfire
http://www.wyomingpublicmedia.org/post/some-western-lawmakers-worry-trump-administration-sage-grouse-plan-could-backfire#stream/0

Sheridan Media (8/28)
Website for Wyoming Radio station network, including KROE, KZWY, KWYO, KYTI
Senator Barrasso Discusses Endangered Species Act
https://www.sheridanmedia.com/news/senator-barrasso-discusses-endangered-species-act100573

USA Today (8/28)
Republicans say iconic Endangered Species Act no longer working, call for major makeover
https://www.usatoday.com/story/news/politics/2018/08/28/endangered-species-act-gop-wants-overhaul-savior-bald-eagle/1061476002/
Also on 71 additional Gannett outlets, including: *Louisville Courier Journal, Detroit Free Press, Evansville Courier & Press, Statesman Journal* (Salem, OR), *Argus Leader* (ND),

Et Cetera

Agri-Pulse (8/1)
Farm Hands on the Potomac Briefs column
https://www.agri-pulse.com/articles/11299-farm-hands-on-the-potomac----jim-hubbard-a-step-closer-to-usda-undersecretary

UtahPolicy.com (8/3)
Salt Lake Chamber CEO Success Stories: Governor Gary Herbert
WGA mention
https://utahpolicy.com/index.php/features/featured-articles/17385-salt-lake-chamber-ceo-success-stories-governor-gary-herbert

USSA News: *The Tea Party's Front Page* (8/25)
Blog Post: Ryan Zinke Running For President In 2024?
WGA, DOI Re-org
http://ussanews.com/News1/2018/08/25/ryan-zinke-running-for-president-in-2024/

Utah Business (8/30)
People on the Move item, mentions WGA in passing
https://utahbusiness.com/people-on-the-move-13/

AgInfo.net (8/31)
Senate Confirms Hubbard as New USDA Under Secretary
WGA letter of support cited on an additional 11 AgInfo state websites
http://www.aginfo.net/index.cfm/report/id/Farm-and-Ranch-Report-40792

AMERICAN OVERSIGHT

Coverage Behind Paywalls

States groups oppose moves to limit Clean Water Act certification authority

By Annie Snider, Politico Pro Energy Whiteboard

08/09/2018 12:00 PM EDT

Ten bipartisan groups representing state governments, led by the Western Governors Association, are staunchly opposing Republican efforts to curtail states' authority to shape or deny federal water permits, an issue teed up as part of this year's government spending battle.

In a letter to House and Senate leaders sent today, the groups are calling on lawmakers to reject efforts to limit states' ability under Section 401 of the Clean Water Act to certify and condition Clean Water Act permits governing discharges into rivers, streams and wetlands. That authority has become controversial as states like New York have denied or attempted to deny certification for major new pipeline projects.

GOP lawmakers have sought to limit or entirely remove states' authority, including in this year's House Appropriations bill, House and Senate energy legislation and standalone bills.

"Because each state is unique, we need the flexibility and authority to address our individual water needs," the letter states. "We urge Congress to reject any legislative or administrative effort that would diminish, impair or subordinate states' ability to manage or protect water quality within their boundaries."

Groups signing the letter include the Association of Clean Water Administrators, the Conference of Western Attorneys General and the Western States Water Council.

In addition to pipeline projects, the authority also has implications for hydropower dam relicensing. Republican Maryland Gov. Larry Hogan has used the authority to require Exelon Corporation to limit nutrient pollution flowing through its Conowingo Dam into the Chesapeake Bay in order to be relicensed.

CLEAN WATER ACT: Western governors urge Congress to uphold state permit power

Jeremy P. Jacobs, E&E News reporter
Published: Thursday, August 9, 2018

Western governors called on Congress today to stop undermining states' authority to regulate water pollution.

CONFIDENTIAL: Western Governors' Association, 2018

AMERICAN OVERSIGHT

The Western Governors' Association and other groups pointed to multiple attempts — both in Congress and from the White House — to weaken a provision of the Clean Water Act that gives states authority to approve, deny or place conditions on permits, Section 401.

"Section 401 in particular represents a vital state authority," WGA policy adviser Ward Scott said in an interview. "It is often the only opportunity for states to engage in the permitting of facilities that would potentially impact their water."

WGA, which represents 19 states and three Pacific territories, and nine other groups wrote a letter for congressional leaders saying attempts to limit Section 401 represent a threat to the cooperative relationship between state and federal regulators that was the goal of the Clean Water Act.

"To implement the CWA," the letter says, "Congress purposefully designated states as co-regulators under a system of cooperative federalism that recognizes state interests and authority."

The group points to several efforts to reform the law that it says will limit states' Section 401 authority, including recent appropriations language and infrastructure bills. Further, similar changes were outlined in the White House's infrastructure proposal and regulatory agenda.

In most of those cases, changes to Section 401 are billed as an effort to streamline permitting.

But the WGA said those efforts are misguided. Its members support streamlining permitting for infrastructure projects, and they claim that Section 401 is working.

Further, EPA's website states that Section 401 certification shouldn't "add another layer of bureaucracy or cause delays."

"In most cases, Section 401 certification review is conducted at the same time as the Federal agency review," EPA's website says. "Section 401 review allows for better consideration of State- or Tribe-specific concerns in the federal permitting process."

WGA said efforts to reform Section 401 belie political talking points that tout support for state authority in the regulatory process.

"The emergence of this issue is a reflection of fair-weather federalism," WGA Executive Director Jim Ogsbury said.

New wildfire strategy emphasizes greater federal-state cooperation

By Daniel Enoch, AgriPulse

Agriculture Secretary Sonny Perdue today unveiled a new strategy for managing catastrophic wildfires that emphasizes greater cooperation with states to identify priorities for targeted treatment in areas with the highest payoffs.

Speaking at the U.S. Capitol with a handful of U.S. senators pledging their support, Perdue noted that he'd visited California earlier this week and seen first-hand the devastation that wildfires of unprecedented fury had inflicted on western communities.

AMERICAN OVERSIGHT

"We commit to work more closely with the states to reduce the frequency and severity of wildfires," Perdue promised. "We commit to strengthening the stewardship of public and private lands. This report outlines our strategy and intent to help one another prevent wildfire from reaching this level."

A key component of the 24-page report – Toward Shared Stewardship Across Landscapes: An Outcome-based Investment Strategy – is to prioritize decisions on forest treatments in direct coordination with states using the most advanced science tools, USDA said in a news release. This allows the U.S. Forest Service – an agency within USDA -- to increase the scope and scale of critical forest treatments, including the removal of dead trees and underbrush, that protect communities and create resilient forests.
USDA said the Forest Service will be able to build upon new authorities created by the 2018 omnibus spending bill that include categorical exclusions for land treatments to improve forest conditions, new road maintenance authorities and longer stewardship contracting in strategic areas. USFS will also continue cutting red tape to make timber sale contracts more flexible, the department said.

Interim USFS Chief Vicki Christiansen, who stood with Perdue in unveiling the strategy, said the challenges posed by today's wildfires require a new approach. "This year Congress has given us new opportunities to stand shoulder-to-shoulder with state leaders to identify land management priorities that include mitigating wildfire risks," she said.

Joining Perdue at today's event were Democratic Senators Ron Wyden of Oregon and Maria Cantwell of Washington and Republicans Steve Daines of Montana and Lisa Murkowski of Alaska, who said the new strategy was "exactly what we need at this point in time."

Murkowski said smoke from the wildfires in the lower 48 could be tasted all the way up in her home state. Indeed, as the senator spoke the Washington Post was reporting that high altitude winds were carrying smoke from the fires 3,000 miles into the Mid-Atlantic region and over the nation's capital.

In the West, Wyden said this new breed of wildfires, which are "bigger, hotter and more powerful" than their predecessors, was creating "clean air refugees" – people who were "literally traipsing from place to place just trying to find breathable air."

The USDA plan received immediate endorsements from Jim Ogsbury, executive director of the Western Governors' Association, and George Geissler, president of the National Association of State Foresters and state forester of Washington, both of whom attended today's briefing.

"This new approach will have state forestry agencies and the USDA Forest Service working together as we should, shoulder-to-shoulder, to manage wildfire," Geissler said in a release.

Last year, federal agencies spent $2.9 billion to suppress wildfires across the nation. Those fires charred more than 10 million acres, destroyed more than 8,000 residences and resulted in the deaths of dozens of Americans, including 14 wildland firefighters. Officials say this year could be even more destructive. The National Interagency Fire Center says that as of Aug. 16, 101 large fires are burning across the country, mostly in Western states. Since Jan. 1, nearly 41,000 fires had scorched some 5.7 million acres.

CONFIDENTIAL: Western Governors' Association, 2018

AMERICAN OVERSIGHT

September 2018 WGA Stories

Landscape Architecture Magazine (9/4)
Zinke's Follies
WGA Annual Meeting/Zinke socks
https://landscapearchitecturemagazine.org/2018/09/04/zinkes-follies/

WGA Op-Ed: Western U.S. states find common bonds across border (9/7)
WGA staff and SAC members embarked on a study tour organized by Global Affairs Canada and the provinces of Alberta and British Columbia. An op-ed by Jim Ogsbury was published before the trip in the *Edmonton Journal*, *The Province* in Vancouver, and the *London Free Press* in Ontario.

Capital Press (9/7)
Western governors weigh in on farm bill
WGA, Farm Bill letter
http://www.capitalpress.com/Nation_World/Nation/20180907/western-governors-weigh-in-on-farm-bill

Watr Online & Waste and Wastewater Asia (9/14)
Water Environment Federation Honors Gov. Sandoval for Service and Contributions
WGA, Drought Forum
http://www.waterwastewaterasia.com/en/news-archive/water-environment-federation-honors-water-professionals-organizations-for-service-and-contributions/1749

Chairman's Initiative Workshop: Nevada

KTVN (9/17)
The Big Story: WGA Invasive Species. The Reno station led its 5 p.m. news with this 2-minute-plus story, which featured extensive footage from the press conference with Governor Sandoval as well as comments from Amy Berry of the Tahoe Fund.
WGA, Invasives Initiative
http://www.ktvn.com/clip/14628010/wga-invasive-species

Las Vegas Review-Journal (9/18)
Invasive species threaten Nevada, Sandoval says at workshop
WGA, Invasives Initiative
https://www.reviewjournal.com/news/politics-and-government/invasive-species-threaten-nevada-sandoval-says-at-workshop/

The Nevada Independent (9/18)
Sandoval: Invasive species one of the biggest environmental issues in the West
WGA, Invasives Initiative
https://thenevadaindependent.com/article/sandoval-invasive-species-one-of-the-biggest-environmental-issues-in-the-west
Also appeared in:
Elko Independent (9/19)
https://elkodaily.com/news/state-and-regional/sandoval-invasive-species-one-of-the-biggest-environmental-issues-in/article_b8a02be1-c9e5-5285-9dd8-c98b5b62adc9.html

AMERICAN OVERSIGHT

NewsTalk KIT, 1280 AM, Yakima, WA (9/19)
Brief: Western Governors are seeking Congressional support for western ag interests
WGA, Farm Bill Letter
http://newstalkkit.com/ag-news-senate-grills-usda-ustr/

The Nevada Independent (9/19)
Sandoval remains concerned about future of sage grouse plan after Trump rolls back regulation
WGA, Sage-Grouse, Workshop
https://thenevadaindependent.com/article/sandoval-remains-concerned-about-future-of-sage-grouse-plan-after-trump-rolls-back-regulation

Roll Call (9/24)
Republicans Push Back Against States Seen as Too Pro-Regulation
WGA, Section 401 letter
https://www.rollcall.com/news/policy/republicans-push-back-against-states-seen-as-too-pro-regulation
Also appeared in:
The Press of Atlantic City
https://www.pressofatlanticcity.com/news/ap/nation/republicans-push-back-against-states-seen-as-too-pro-regulation/article_856fb411-22f7-5c3e-9da1-c863f199a2c8.html
Union Bulletin (Walla Walla)
http://www.union-bulletin.com/news/national/republicans-push-back-against-states-seen-as-too-pro-regulation/article_525baa22-ae9b-50d3-bd56-9ad573e56dfc.html
The Eagle (Bryan Texas)
https://www.theeagle.com/news/nation/republicans-push-back-against-states-seen-as-too-pro-regulation/article_f71d01e5-de00-5ce5-9416-f1039d34f22b.html
Herald Courier (Bristol, Va.)
https://www.heraldcourier.com/news/national/republicans-push-back-against-states-seen-as-too-pro-regulation/article_6dd0298e-210b-539a-8d58-00cb867ef9b5.html

AMERICAN OVERSIGHT

AMENDED AND RESTATED
ARTICLES OF INCORPORATION
OF
WESTERN GOVERNORS' FOUNDATION

Pursuant to the provisions of the Colorado Revised Nonprofit Corporation Act (the "Act"), Western Governors' Foundation, a Colorado nonprofit corporation (the "Corporation"), adopts the following Amended and Restated Articles of Incorporation. The Amended and Restated Articles of Incorporation constitute an amendment and restatement of the original Articles of Incorporation of the Corporation filed with the Colorado Secretary of State on April 2, 1985; correctly set forth the current provisions of the Articles of Incorporation of the Corporation, as amended, and restated; and supersede the Corporation's original Articles of Incorporation and all amendments and supplements thereto or restatements thereof. The Corporation has no voting members and the Amended and Restated Articles of Incorporation were duly adopted by unanimous consent of the Board of Directors of the Corporation on _____, 2018.

ARTICLE I

The name of the Corporation is Western Governors' Foundation.

ARTICLE II

The period of its duration shall be perpetual.

ARTICLE III

The Corporation is organized exclusively for charitable, scientific, literary or educational purposes within the meaning of and pursuant to section 501(c)(3) of the Internal Revenue Code of 1986 (or under the corresponding provision of any future United States Internal Revenue law). Within the scope of the foregoing purposes, the Corporation shall be organized and operated exclusively (i) for the benefit of, (ii) to perform the functions of, or (iii) to carry out the purposes of Western Governors' Association ("WGA"), a Colorado nonprofit corporation, and a governmental unit within the meaning of section 170(b)(1)(A)(v) of the Code. If WGA is dissolved for any reason and is no longer in existence, the purpose of the Corporation shall be to support the governmental units (within the meaning of section 170(b)(1)(A)(v) of the Code) whose Governors were the members of WGA at the time of its dissolution. References in these Articles of Incorporation to the "Code" shall be to the Internal Revenue Code of 1986, as amended from time to time.

ARTICLE IV

A. No part of the income or net earnings of the Corporation shall inure to the benefit of, or be distributable to, any member, director or officer of the Corporation or any other private individual (except that reasonable compensation may be paid for

DRAFT

AMERICAN OVERSIGHT

services rendered to or for the Corporation affecting one or more of its purposes, and reimbursement may be made for any expenses incurred for the Corporation by any officer, director, agent or employee, or any other person or corporation, pursuant to a policy adopted by the Board of Directors); and provided further that no member, director or officer of the Corporation, or any other private individual shall be entitled to share in any distribution of any of the corporate assets on dissolution of the Corporation or otherwise. No substantial part of the activities of the Corporation shall consist of carrying on propaganda or otherwise attempting to influence legislation, except as otherwise provided in section 501(h) of the Code. The Corporation shall not participate in or intervene in (including the publishing or distributing of statements) any political campaign on behalf of, or in opposition to, any candidate for public office.

B. No part of the assets of the Corporation shall inure to the benefit of or be distributable to any organization whose income or net earnings or any part thereof inure to the benefit of any private shareholder or other individual or any substantial part of the activities of which consists of carrying on propaganda or otherwise attempting to influence legislation.

C. Upon dissolution of the Corporation, all of its assets shall be paid over or transferred to WGA, but if WGA is no longer in existence or is no longer qualified to receive assets from the Corporation, then such assets shall be distributed to one or more exempt organizations of the kind described in section 501(c)(3) of the Code, or to governmental units within the meaning of section 170(b)(1)(A)(v) of the Code, as determined by the Board of Directors of the Corporation.

D. Notwithstanding any other provision hereof, this Corporation shall not conduct or carry on any activities not permitted to be conducted or carried on by an organization which is tax exempt under the provisions of section 501(c)(3) of the Code.

E. Notwithstanding any other provision of these Articles during any period that the Corporation is a "private foundation" within the meaning of section 509 of the Code, the Corporation shall be required to distribute its income for each taxable year of the Corporation at such time and in such manner as not to subject the Corporation to tax under section 4942 of the Code; and the Corporation shall be prohibited from engaging in any act of self-dealing as defined in section 4941(d) of the Code, from retaining any excess business holdings in violation of the provisions of section 4943(c) of the Code, from making any investments in such manner as to subject the Corporation to tax under section 4944 of the Code, and from making any taxable expenditures as defined in section 4945(d) of the Code.

ARTICLE V

The Corporation shall have no voting members and all business affairs of the Corporation shall be conducted by its Board of Directors.

AMERICAN OVERSIGHT

ARTICLE VI

The address of the registered office of the Corporation is 1600 Broadway, Suite 1700, Denver, CO 80202, and the name of its initial registered agent at such address is Dan Baer.

ARTICLE VII

The address of the principal office of the Corporation is 1600 Broadway, Suite 1700, Denver, CO 80202.

ARTICLE VIII

There shall be no personal liability, either direct or indirect, of any director of the Corporation to the Corporation or to its members for monetary damages for any breach or breaches of fiduciary duty as a director; except that this provision shall not eliminate the liability of a director to the Corporation or to its members for monetary damages for any breach, act, omission or transaction as to which the Colorado Revised Nonprofit Corporation Act (as in effect from time to time) prohibits expressly the elimination of liability. This provision shall not limit the rights of directors of the Corporation for indemnification or other assistance from the Corporation. This provision shall not restrict or otherwise diminish the provisions of section 13-21-115.7, Colorado Revised Statutes (concerning no liability of directors except for wanton and willful acts or omissions), any amendment or successor provision to such section, or any other law limiting or eliminating liabilities. Any repeal or modification of the foregoing provisions of this Article by the members of the Corporation or any repeal or modification of the provision of the Colorado Revised Nonprofit Corporation Act which permits the elimination of liability of directors by this Article shall not affect adversely any elimination of liability, right or protection of a director of the Corporation with respect to any breach, act, omission, or transaction of such director occurring prior to the time of such repeal or modification.

ARTICLE IX

The Articles of Incorporation and the Bylaws of the Corporation may be altered, amended or repealed by the affirmative vote of a majority of the full Board of Directors of the Corporation provided that, if WGA is then in existence, any such alteration, amendment or repeal is approved by the affirmative vote of two-thirds of the members of the WGA Board of Directors.

The (a) name or names, and (b) mailing address or addresses, of any one or more of the individuals who cause this document to be delivered for filing, and to whom the Secretary of State may deliver notice if filing of this document is refused, are:

AMERICAN OVERSIGHT

NV-DA-20-0615-A-006873

BYLAWS
OF
WESTERN GOVERNORS' FOUNDATION

(a Colorado Nonprofit Corporation)

ARTICLE I.
OFFICES

1. Business Offices. The principal office of the corporation shall be located at such place as may be designated by the corporation from time to time in filings with the Secretary of State of Colorado. The corporation may have such other offices, either within or without the State of Colorado, as the Board of Directors may determine or as the affairs of the corporation may require from time to time.

2. Registered Office. The corporation shall have and continuously maintain in the State of Colorado a registered office, and a registered agent whose office is identical with such registered office, as required by the Colorado Revised Nonprofit Corporation Act. The registered office may be, but need not be, identical with the principal office if the principal office is in the State of Colorado. The address of the registered office may be changed from time to time by the corporation as long as the proper filings are made with the Secretary of State of Colorado.

ARTICLE II.
NO VOTING MEMBERS

The corporation shall have no voting members and the Board of Directors shall be elected as provided in Article III below.

ARTICLE III.
BOARD OF DIRECTORS

1. General Powers. The affairs of the corporation shall be managed under the direction of its Board of Directors. Directors need not be residents of the State of Colorado, but they shall be natural persons who are at least eighteen years of age.

2. Number, Tenure and Qualifications. The number of Directors shall be between three and nine. The number of Directors within that range shall be fixed or changed from time to time by the Board of Directors. Directors serving in that capacity at the time of the adoption of these revised and restated bylaws shall continue to serve as Directors for two years from that time or until their death, removal or resignation. All successor Directors shall be appointed by Western Governors' Association, a Colorado nonprofit corporation ("WGA"), to serve for a term of up to four years. Each Director shall serve for the term for which they are elected and until their successor shall have been appointed or elected and qualified, or until such Director's earlier death, resignation or removal. A Director may serve successive terms if reappointed or reelected.

DRAFT

AMERICAN OVERSIGHT

At least a majority of the members of the Board of Directors shall not be disqualified persons (as defined in Section 4946 of the Internal Revenue Code of 1986, as amended (the Code)) other than foundation managers.

It is the intention of the corporation that it be regarded as "operated, supervised or controlled by" WGA within the meaning of Section 509(a)(3)(B)(i) of the Code.

3. Removal. The Directors may be removed with or without cause by WGA at any time by giving written notice to the Director who is being removed and to the corporation. Such removal shall be effective when the notice of removal is received by both the Director to be removed and the corporation unless the notice states a later effective date.

4. Meetings. The Board of Directors shall meet at least one time each year at a meeting designated as the annual meeting and called by the Chairperson of the Board. Additional meetings may be called by the Chairperson of the Board or upon the written request of at least two Directors. All meetings shall be held at the time and place designated by the Chairperson of the Board.

5. Notice of Meetings. Notice of each meeting of Directors shall be given to each Director. If such notice is given (a) by personally delivering written notice to a Director, (b) by personally telephoning such Director, or (c) by delivering notice to such Director by electronic mail, it shall be so given at least two (2) days prior to the meeting. If such notice is given either (y) by depositing a written notice in the United States mail, postage prepaid, or (z) by transmitting a facsimile directed to such Director, it shall be so given at least four (4) days prior to the meeting. Notice shall be sent to the street or electronic addresses or facsimile numbers of the Directors set forth in the corporation's records. The notice of all meetings shall state the place, date and hour thereof, but need not, unless otherwise required by statute, state the purpose or purposes thereof.

6. Quorum. Two-Thirds of the Board of Directors shall constitute a quorum for the transaction of business at any meeting of the Board; but if less than two-thirds of the Directors are present at said meeting, a majority of the Directors present may adjourn the meeting from time to time without further notice.

7. Manner of Acting. The act of two-thirds of the Directors shall be the act of the Board of Directors, unless the act of a greater number is required by law or by these bylaws.

8. Vacancies. Any vacancy occurring in the Board of Directors, including any vacancy resulting from the removal of a Director or from an increase in the number of Directors, shall be filled by WGA. A Director appointed or elected to fill a vacancy shall be elected for the unexpired term of his or her predecessor in office.

9. Compensation. Directors as such shall not receive any stated salaries for their services, but by resolution of the Board of Directors a fixed sum and expenses of attendance, if any, may be allowed for attendance at each meeting of the Board; but

AMERICAN OVERSIGHT

nothing herein contained shall be construed to preclude any Director from serving the corporation in some other capacity and receiving compensation therefor.

10. Informal Action by Directors. Any action required by law or permitted to be taken at a meeting of Directors may be taken without a meeting if notice is transmitted in writing to each member of the Board and each member of the Board by the time stated in the notice: (x) votes in writing for such action; or (y) (i) votes in writing against such action, abstains from voting, or fails to respond or vote; and (ii) fails to demand in writing, that action not be taken without a meeting. The notice required by this Section shall state (a) the action to be taken; (b) the time by which a Director must respond; (c) that failure to respond by the time stated in the notice will have the same effect as abstaining in writing by the time stated in the notice and failing to demand in writing by the time stated in the notice that action not be taken without a meeting; and (d) any other matters the corporation determines to include. Action is taken under this Section only if at the end of the time stated in the notice transmitted pursuant to this Section the affirmative votes in writing for such action received by the corporation and not revoked equal or exceed the minimum number of votes that would be necessary to take such action at a meeting at which all of the Directors then in office were present and voted, and the corporation has not received a written demand that such action not be taken without a meeting other than a demand that has been revoked. A writing by a Director under this Section shall be in a form sufficient to inform the corporation of the identity of the Director, the vote, abstention, demand, or revocation of the Director, and the proposed action to which such vote, abstention, demand or revocation relates. All communications under this Section may be transmitted or received by the corporation by electronically transmitted facsimile, electronic mail, or other form of wire or wireless communication. For purposes of this Section, communications to the corporation are not effective until received.

11. Meetings by Telephone. Members of the Board of Directors or any committee designated thereby may hold or participate in a meeting of the Board of Directors or such committee by means of conference telephone or similar communications equipment provided that all such persons so participating in such meeting can hear each other at the same time.

ARTICLE IV.
OFFICERS

1. Officers. The officers of the corporation shall be a Chairperson of the Board, a Vice Chairperson of the Board, a President, and such other officers as may be elected in accordance with the provisions of this Article. The Board of Directors may elect or appoint such other officers as it shall deem desirable, such officers to have the authority and perform the duties prescribed, from time to time, by the Board of Directors. The Chairperson of the Board and the Vice Chairperson of the Board shall be elected from among the members of the Board. No individual may simultaneously hold more than one office in the Corporation. The officers must be natural persons who are at least eighteen years of age.

AMERICAN OVERSIGHT

2. Election and Term of Office. The officers of the corporation shall be elected annually by the Board of Directors at the next regular meeting of the Board of Directors following the annual meeting of the Board of Directors. If the election of officers shall not be held at such meeting, such election shall be held as soon thereafter as conveniently may be. New offices may be created and filled at any meeting of the Board of Directors. Each officer shall hold office until his or her successor shall have been duly elected and shall have qualified.

3. Removal. Any officer elected or appointed by the Board of Directors may be removed by the Board of Directors at any time with or without cause, but such removal shall be without prejudice to the contract rights, if any, of the officer so removed.

4. Vacancies. A vacancy in any office because of death, resignation, removal, disqualification or otherwise, may be filled by the Board of Directors for the unexpired portion of the term.

5. Chairperson of the Board. The Chairperson of the Board shall preside at meetings of the Board of Directors, shall consult with the President and keep generally advised about the state of the corporation and shall perform such other duties as may be determined by the Board.

6. Vice Chairperson of the Board. The Vice Chairperson of the Board shall perform the duties of the Chairperson of the Board in case of the absence or resignation of the Chairperson or inability of the Chairperson to act.

7. President. The President shall be the principal executive officer of the corporation and shall in general supervise and control all of the business and affairs of the corporation. He or she shall preside at all meetings of the Board of Directors if the offices of Chairperson and Vice Chairperson of the Board are vacant or the Chairperson and Vice Chairperson are absent or unable to act. The President may sign contracts or other instruments which the Board of Directors has authorized to be executed, except in the cases where the signing and execution thereof shall be expressly delegated by the Board of Directors or by these bylaws or by statute to some other officer or agent of the corporation; and in general he or she shall perform all duties incident to the office of President and such other duties as may be prescribed by the Board of Directors from time to time.

The President shall have charge and custody of and be responsible for all funds and securities of the corporation; and, with the assistance of staff of the corporation, shall receive and give receipts for moneys due and payable to the corporation from any source whatsoever, and deposit all such moneys in the name of the corporation in such banks, trust companies or other depositaries as shall be selected by the Board of Directors.

The President shall be the custodian of the corporate records and shall ensure that minutes of the meetings of the Board of Directors are kept in one or more books provided for that purpose. With the assistance of staff of the corporation, the President

AMERICAN OVERSIGHT

shall see that all notices are duly given in accordance with the provisions of these bylaws or as required by law, and shall keep a register of the post-office and email addresses of each Director which shall be furnished to the President by such Director.

ARTICLE V.
COMMITTEES

1. Committees of Directors. The Board of Directors may create one or more committees of the Board and appoint one or more Directors to serve on them, by vote of a majority of all Directors in office, which committees shall have and exercise the authority of the Board of Directors in the management of the corporation as may be delegated to such committee by the Board of Directors, except that no such committee shall have the authority of the Board of Directors in reference to authorizing distributions, electing, appointing or removing any Director, amending articles of incorporation, amending, altering or repealing the bylaws; approving a plan of merger, or approving a sale, lease exchange or other distribution of all, or substantially all of the corporation's property, with or without goodwill, otherwise than in the usual and regular course of business.

2. Advisory Committees. The corporation may have other committees similarly appointed which shall not have the authority of the Board of Directors in the management of the corporation and which shall serve solely as advisory committees to the Board.

3. Term of Office. Committees may be terminated and members may be appointed and removed from committees as determined by the Board of Directors from time to time.

ARTICLE VI.
STANDARDS OF CONDUCT FOR OFFICERS AND DIRECTORS

Each Director shall discharge the Director's duties as a Director, including the Director's duties as a member of a committee of the Board, and each officer with discretionary authority shall discharge the officer's duties under that authority: (a) in good faith; (b) with the care an ordinarily prudent person in a like position would exercise under similar circumstances; and (c) in a manner the Director or officer reasonably believes to be in the best interests of the corporation. A Director or officer may rely on information, opinions, reports, or statements, including financial statements and other financial data, if prepared or presented by: (i) one or more officers or employees of the corporation whom the Director or officer reasonably believes to be reliable and competent in the matters presented; (ii) legal counsel, a public accountant, or other person as to matters the Director or officer reasonably believes are within such person's professional or expert competence; or (iii) in the case of a Director, a committee of the Board of Directors of which the Director is not a member if the Director reasonably believes the committee merits confidence.

A Director or officer is not acting in good faith if the Director or officer has knowledge concerning the matter in question that makes reliance otherwise permitted

AMERICAN OVERSIGHT

by the above unwarranted. A Director or officer is not liable as such to the corporation for any action taken or omitted as a Director or officer, if, in connection with such action or omission, the Director or officer performed the duties of the position in compliance with this Article.

ARTICLE VII.
CONFLICTING INTEREST TRANSACTIONS

1. Conflicting Interest Transactions. As used in this Article, "conflicting interest transaction" means: a contract, transaction, or other financial relationship between the corporation and a Director of the corporation, or between the corporation and a party related to a Director, or between the corporation and an entity in which a Director of the corporation is a Director or officer or has a financial interest.

2. Prohibition Against Loans to Directors or Officers. No loans shall be made by the corporation to its Directors or officers. Any Director or officer who assents to or participates in the making of any such loan shall be liable to the corporation for the amount of such loan until the repayment thereof.

3. Voidability of Conflicting Interest Transactions. No conflicting interest transaction shall be void or voidable or be enjoined, set aside, or give rise to an award of damages or other sanctions in a proceeding by or in the right of the corporation, solely because the conflicting interest transaction involves a Director of the corporation or a party related to a Director or an entity in which a Director of the corporation is a Director or officer or has a financial interest or solely because the Director is present at or participates in the meeting of the corporation's Board of Directors or of the committee of the Board of Directors that authorizes, approves, or ratifies the conflicting interest transaction or solely because the Director's vote is counted for such purpose if:

(A) The material facts as to the Director's relationship or interest and as to the conflicting interest transaction are disclosed or are known to the Board of Directors or the committee, and the Board of Directors or committee in good faith authorizes, approves, or ratifies the conflicting interest transaction by the affirmative vote of a majority of the disinterested Directors, even though the disinterested Directors are less than a quorum; or

(B) The conflicting interest transaction is fair as to the corporation.

4. Approval of Conflicting Interest Transactions. Common or interested Directors may be counted in determining the presence of a quorum at a meeting of the Board of Directors or of a committee which authorizes, approves, or ratifies the conflicting interest transaction.

5. Party Related to Director. For purposes of this Article, a "party related to a Director" shall mean a spouse, a descendent, an ancestor, a sibling, the spouse or descendent of a sibling, an estate or trust in which the Director or a party related to a Director has a beneficial interest, or an entity in which a party related to a Director is a Director, officer, or has a financial interest.

AMERICAN OVERSIGHT

ARTICLE VIII.
INDEMNIFICATION

1. Indemnification. To the extent permitted or required by the act (as defined below) and any other applicable law, if any Director or officer (as defined below) of the corporation is made a party to or is involved in (for example as a witness) any proceeding (as defined below) because such person is or was a Director or officer of the corporation, the corporation (I) shall indemnify such person from and against any judgments, penalties, fines (including but not limited to ERISA excise taxes), amounts paid in settlement and reasonable expenses (including but not limited to expenses of investigation and preparation, and fees and disbursements of counsel, accountants or other experts) incurred by such person in such proceeding, and (II) shall advance to such person expenses incurred in such proceeding.

The corporation may in its discretion (but is not obligated in any way) to indemnify and advance expenses to an employee or agent of the corporation to the same extent as to a Director or officer.

The foregoing provisions for indemnification and advancement of expenses are not exclusive, and the corporation may at its discretion provide for indemnification or advancement of expenses in a resolution of its Directors, in a contract or in its articles of incorporation.

Any repeal or modification of the foregoing provisions of this article for indemnification or advancement of expenses shall not affect adversely any right or protection stated in such provisions with respect to any act or omission occurring prior to the time of such repeal or modification. If any provision of this article or any part thereof shall be held to be prohibited by or invalid under applicable law, such provision or part thereof shall be deemed amended to accomplish the objectives of the provision or part thereof as originally written to the fullest extent permitted by law, and all other provisions or parts shall remain in full force and effect.

As used in this article, the following terms have the following meanings:

(A) Act. The term "act" means the Colorado Revised Nonprofit Corporation Act as it exists on the date this Article is adopted, and as the Colorado Revised Nonprofit Corporation Act may be thereafter amended from time to time. In the case of any amendment of the Act after the date of adoption of this article, when used with reference to an act or omission occurring prior to effectiveness of such amendment, the term "act" shall include such amendment only to the extent that the amendment permits a corporation to provide broader indemnification rights than the Colorado Revised Nonprofit Corporation Act permitted prior to the amendment.

(B) Director or Officer. The term "Director" or "officer" means (I) a Director or officer of the corporation and (II) while an individual is a Director or officer of the corporation, the individual's serving at the corporation's request as a Director, officer, partner, member, manager, trustee, employee, fiduciary, or agent of another domestic or foreign corporation, nonprofit corporation, or other person or of an

AMERICAN OVERSIGHT

employee benefit plan, and (III) any other position (not with the corporation itself) in which a Director or officer of the corporation is serving at the request of the corporation and for which indemnification by the corporation is permitted by the act.

(C) Proceeding. The term "proceeding" means any threatened, pending or completed action, suit, or proceeding whether civil, criminal, administrative or investigative, and whether formal or informal.

(D) Code. The term "Code" means the Internal Revenue Code of 1986, as amended from time to time.

2. Limitation. Notwithstanding any other provision of this Article VIII, during any period that the corporation is a "private foundation" within the meaning of section 509 of the Code, or any corresponding provision of any future United States tax law, the corporation shall not indemnify any person from or against or advance to any person the cost of, such expenses, judgments, fines, or amounts paid or necessarily incurred, nor shall the corporation purchase or maintain such insurance, to the extent that any such indemnification, purchase, or maintenance would be determined to be an act of self-dealing within the meaning of section 4941 of the Code, to be a taxable expenditure within the meaning of section 4945 of the Code, or to be otherwise prohibited under the Code, unless and to the extent (i) a court orders such indemnification, or (ii) the purchase or maintenance of such insurance can be treated as reasonable compensation to such person.

ARTICLE IX.
BOOKS AND RECORDS

The corporation shall keep correct and complete books and records of account and shall also keep minutes of the proceedings of its Board of Directors and committees having any of the authority of the Board of Directors, and shall keep at its registered or principal office a record giving the names and addresses of the Directors. All books and records of the corporation may be inspected by any Director or his or her agent or attorney for any proper purpose at any reasonable time.

ARTICLE X.
WAIVER OF NOTICE

Whenever any notice is required to be given under the provisions of the Colorado Revised Nonprofit Corporation Act or under the provisions of the articles of incorporation or the bylaws of the corporation, a Director may waive any notice required to be given to such Director by the Act or these bylaws: (i) whether before or after the date or time stated in the notice as the date or time when any action will occur, by delivering a written waiver to the corporation which is signed by the Director entitled to the notice for inclusion in the minutes, but such delivery and filing shall not be conditions of the effectiveness of the waiver; or (ii) by a Director's attendance at the meeting whereby such Director waives objection to lack of notice or defective notice, unless the Director at the beginning of the meeting objects to the holding thereof or transacting business at the meeting because of lack of notice or defective notice and the

AMERICAN OVERSIGHT

Director also does not vote for or assent to action taken at the meeting. Further, even if a Director attends or participates in a meeting, the Director does not waive any required notice if special notice was required of a particular purpose and the Director objects to transacting business with respect to the purpose for which such special notice was required and does not thereafter vote for or assent to action taken at the meeting with respect to such purpose.

ARTICLE XI.
AMENDMENTS TO BYLAWS

The Board of Directors may amend these bylaws at any time to add, change, or delete a provision; provided, however, to be effective, any amendment of these bylaws shall require written approval of WGA.

ARTICLE XII.
VOTE REQUIRED FOR APPROVAL BY WGA

Unless otherwise provided in these bylaws, at any time when the approval of WGA or of the WGA Board of Directors is required to take any action, such action shall require the affirmative vote of two-thirds of the members of the WGA Board of Directors.

AMERICAN OVERSIGHT

WESTERN GOVERNORS' FOUNDATION
BYLAWS CERTIFICATE

The undersigned certifies that he or she is the Executive Director of Western Governors' Foundation, a Colorado nonprofit corporation, and that, as such, he or she is authorized to execute this Certificate on behalf of the corporation, and further certifies that attached hereto is a complete and correct copy of the bylaws of the corporation adopted by the Board of Directors of the corporation effective as of _____.

_____
[_____], Executive Director

11018820_4

AMERICAN OVERSIGHT

Western Governors' Association – Draft Resolutions Status –--Fall 2018[1]

10-05-18

#	*Resolution Topic*	*SAC Review Status*	*Sponsors*	*Notes*
	Foreign Visitor Preclearance *(Renewal of Expired Resolution)* *(Staff Lead: Lauren DeNinno)*	9/20: HI indicated they would like this resolution to be considered during this resolution process during the SAC call. SAC indicated a working group was not needed. 9/28: HI submitted a revised version of the expiring resolution. This was circulated to SAC as V1. 10/4/18: V1 continues to be circulated without additional edits to-date.		
	Cybersecurity *(New Topic)* (Working Group: ND, WA) *(Staff Lead: Britta Beckstead)*	9/17/18: Work Group call. Attendees: WA. 9/24/18: Work Group call. No attendees. WA provided edits/feedback on draft. 10/1/18: Work Group call. No attendees. 10/2-10/3: ND and WA provided feedback/edits. 10/4/18: Shared V1 and broadly discussed resolution with SAC. There are no additional work group calls planned at this time. Attendees: Ak, CO, HI, ID, NM, NV, OR, SD, UT, WA, WY.		
	Compensatory Mitigation *(New Topic)*	9/25/18: Working Group call. Attendees: WA, MT, UT. No substantive edits provided.		

[1] *Article VI(A)(3) of the Western Governors' Association bylaws requires initial drafts of resolutions to be circulated no less than 60 days prior to a vote of the Governors.*

AMERICAN OVERSIGHT

	(Working Group: CO, ID, MT, NV, UT, WA) *(Staff Lead: Zach Bodhane)*	10/2/18: Working Group call. Attendees. CO, ID, UT, NV. No substantive edits provided. NV noted that they may have edits in the future but did not object to moving forward with full SAC consideration. 10/4/18: V1 shared with SAC. 10/4/18 – ID submitted edits. V2 circulated in Friday email.		
	Health Care *(New Topic)* (Working Group: AK, CA, CO, ID, NM, OR, SD, UT, WA) *(Staff Lead: Troy Timmons)*	9/20/18: Resolution discussed on SAC call. Working group established. CA, CO, ID, NM, OR, SD, UT, WA agree to participate. 9/25/18: AK joins working group. 10/3/18: Working group call. No attendees. 10/4/18: SAC authorizes WGA to produce draft resolution text based on individual discussions with working group members.		

AMERICAN OVERSIGHT

Reimagining the Rural West

FY19 Planning Activities

Action Request:
WGA requests SAC assistance with the first planning year objective - populating the initiative advisory group. Please connect WGA with the appropriate person in your governor's office with policy expertise related to rural development to provide feedback and assist with scoping efforts.

Please assist WGA with this effort by October 19th.

Initiative Overview:

The Western Governors' "Reimagining the Rural West" Initiative will examine the elements critical to the ongoing and future vitality of rural western communities, with the goal of identifying actions western states can take to best support these communities, especially by effecting changes in federal policies. The initiative will be organized around three topical pillars: Opportunity, Connectivity and Community. Suggested topics or objectives are identified for each.

1. Opportunity

This pillar will examine strategies for strengthening rural western economies, in particular through leveraging the West's strengths (e.g. resource-based industries) and advantages (e.g. frequent proximity to public lands). This includes opportunities such as growing the outdoor economy, modernizing the energy industry, capitalizing on restoration and conservation services, and applying new technologies to agriculture.

Suggested Topics:

- Advancing Western Governors' all-of-the-above energy vision, which calls for making the West a leader in energy education, technology development, research and innovation;
- Providing a platform for states to share best practices in developing the outdoor recreation economy, including through establishment of offices of outdoor recreation, strategies to leverage the private sector, and identifying federal policies or investments that would support that industry's growth;
- Advancing Western Governors' forest and rangeland management priorities related to expanding markets for forest products and diversified rangeland goods and services and supporting forest and rangeland restoration activities; and
- Developing and utilizing economic incentives, such as federal Opportunity Zones, to attract businesses and foster entrepreneurism.

AMERICAN OVERSIGHT

2. Connectivity

The Connectivity pillar will foster solutions-oriented discussions around the rural West's infrastructure challenges with a focus on broadband and transportation – the infrastructure needed to bridge the gap between rural communities and metropolitan areas.

Suggested Topics:

- Developing funding strategies and solutions for rural infrastructure investments, including how states can drive private sector investment through tax or other incentives;

- Sharing best practices and developing recommendations for prioritization of infrastructure funding, focusing on investments that are critical to attract and retain businesses and investments that adapt to or anticipate changing or emerging technologies;

- Facilitating deployment of rural broadband by:

    - Convening stakeholders and state officials to discuss best practices for building rural broadband systems that provide continuous, low-cost access;

    - Engaging with states to "ground-truth" broadband data that is available to federal agencies. Low-quality data affects the allocation of federal funding to rural communities through FCC and USDA loan and grant programs;

    - Examining innovative broadband mapping strategies, such as nonprofit entities collecting Internet Service Provider infrastructure data to estimate coverage; and

    - Coordinating with USDA to ensure the new broadband pilot program managed by the Rural Utility Service prioritizes areas that wholly or severely lack access to broadband.

- Identifying critical transportation infrastructure (surface and air) and federal regulations that may impact the rural communities' ability to maintain this infrastructure.

3. Community

This pillar will explore the amenities and attributes that make rural communities attractive places to live, identifying critical elements (e.g. access to education, affordable housing, healthcare) and strategies for reinforcing or developing those elements.

Suggested Topics:

- Showcasing western communities that are doing a good job attracting and retaining young people and families and developing recommendations for other communities to replicate that success;

- Identifying and disseminating best practices for communities to collect and analyze locally generated socioeconomic data to inform policy decisions and connect communities to

AMERICAN OVERSIGHT

groups/tools that are working to support that effort (such as the Headwaters Economic tool);

- Facilitating conversation on how to engage tribal populations while building community;

- Providing a forum for states to share best practices in rural workforce development such as strategies to close rural skills gaps in sectors such as healthcare and education; models for providing access to post-secondary education in rural communities; expanding apprenticeship in rural industries and businesses; and identifying and training skills for a resilient workforce that can adapt and innovate as technologies change;

- Evaluating federal policies affecting rural healthcare, including the sustainability of rural hospitals and deployment of telehealth services;

- Evaluating federal policies affecting the distribution of funding for rural development to determine whether rural areas are able to capture their fair share, and if not, identifying solutions such as providing tools or resources and advocating for legislative or regulatory changes; and

- Sharing best practices and developing policy recommendations to alleviate the rural housing shortage.

Planning Year Objectives:

1. Build Advisory Group (October 2018)

WGA staff will build out an advisory group for the initiative. The advisory group will consist of state policymakers with a broad expertise in rural economic development and sustainability. WGA will work with SAC to identify participants from Governors' offices or state agencies.

The advisory group's first task will be to develop survey instruments that will be deployed in the planning year to identify to refine the scope of the initiative and identify potential outcomes. The advisory group will also help WGA distribute the survey to appropriate stakeholders.

2. Develop and Distribute Initial Survey (November – December 2018)

Working with the advisory group, WGA will develop an initial survey to gather information pertinent to the initiative. This survey will gauge states' interest in the suggested topics put forth in the initiative framework, solicit best practices and case studies, and help to identify potentially overlooked topics of inquiry.

3. Establish Stakeholder Interest and List (Ongoing)

The team will conduct outreach to stakeholders (nonprofit organizations, federal agencies, state and local government, business community) and build out an initiative list that will be used for distribution and to populate initiative events.

4. Develop Potential Sponsors (December 2018 – May 2019)

AMERICAN OVERSIGHT

The WGA team will develop and secure initiative sponsors before the launch of the initiative in June 2019. The team will work to identify interested sponsors at the Winter Meeting. Sponsorship materials will be developed and finalized by March 2019 with the goal of securing initiative sponsors before the initiative roll-out in June.

5. Develop and Finalize Initiative Plan (January – April 2019)

The WGA team will develop and finalize the initiative plan by April 2019. The plan will identify the concrete outcomes the initiative will work toward and how it will do so. The plan will detail the number and type of in-person events needed and the topics to be addressed at each. WGA will present the plan to SAC for feedback at the Spring Strategic Planning Meeting.

WGA Staff: Lauren DeNinno (ldeninno@westgov.org), Britta Beckstead (bbeckstead@westgov.org), and Kevin Moss (kmoss@westgov.org)

AMERICAN OVERSIGHT

August 2018 Communications Report

TRADITIONAL MEDIA

The policy work of Western Governors continued to earn strong media exposure during August. The Governors' efforts on Section 401 of the Clean Water Act, continued interest in WGA's species conservation work and the shared stewardship event with the Department of Agriculture earned 26 stories and mentions of WGA during August. (Story list and links at end of monthly statistics.)

Thanks to an ESA report in *USA Today* that ran in an additional 71 Gannet properties, the stories found their way into more than 125 publications. The stories appeared, in part, in *Politico*, Bloomberg News, *E&E News,* McClatchy News Service *(*including *Sacramento Bee and Fresno Bee), Casper Star Tribune, Jackson Hole News & Guide, Missoulian, Wyoming Public Media, Des Moines Register, Detroit Free Press, Evansville Courier and Press, Louisville Courier Journal, Argus Leader* (SD), and the *Statesman Journal* (Salem, OR).

WGA WEBSITE TRAFFIC

Unique website visitors in August were well ahead (29%) of the same month in 2017, as were total site visits (21%). The same was true of Fiscal Year and Calendar Year traffic, which posted 25% and 20% increases respectively. August also saw pageviews bounce back, growing 4% over last year after a 7% decline in July. That, however, was not enough to move pageviews ahead for the fiscal year. Top content in August showed continued high interest in the *Biosecurity and Invasive Species Initiative*, as the blog post featuring the launch webinar and the Initiative main page were the fourth and fifth most visited web pages.

AUGUST

- Total Users: 28% (4,799 vs 3,736)
- Total Visits: 21% (6,332 vs 5,223)
- Pageviews: 4% (14,379 vs 13,843)

AMERICAN OVERSIGHT

Top Web Destinations of the Month

- Home Page: 2,033 pageviews
- Celebrate the West: 780
- Main Initiatives Page: 441
- BISI Main Page: 428
- Blog: BISI workshop locations announced: 409
- About: 405
- Our Governors: 401
- Main News Page: 359
- Meetings Main Page: 335
- Blog: Secretary Perdue shared stewardship event in DC: 318

Fiscal Year 2019
Compared to Fiscal Year 2018 to date

- Total Users: 25% (9,154 vs 7,333)
- Total Visits: 18% (12,865 vs 10,866)
- Pageviews: -2.43% (29,974 vs 30,721)

Calendar Year
Compared to Fiscal Year 2018 to date

- Total Users: 20% (37,252 vs 30,939)
- Total Visits: 14% (57,936 vs 51,004)
- Pageviews: 17% (137,774 vs 117,605)

SOCIAL MEDIA

Twitter

- 3,904 Followers as of 8/31/18 (-5 from July)
- 392 Tweets earned 131,000 Impressions (up 1,000)
- 388 'Clicks' on tweets/posts by our followers (up from 384)
- 380 Engagements: 197 ReTweets, 179 Likes, 4 Replies (down from 454)

Top Tweet earned 1,691 impressions, 3 RTs, 2 Detail expands, 2 Profile clicks, 1 Like:

- Registration is open for the 2018 WGA Winter Meeting in **#Hawaii** (Dec. 11-13) hosted by WGA Chair **@GovHawaii**.

Facebook

- 788 Likes as of 8/31/18 (up 15 from July)
- 481 average impressions daily (down from 531)
- 319 Engagements: Comments, Likes, Shares, Clicks (down from 633)

Top Post reached 4,142 people; earned 73 Reactions, Comments, Shares; 140 post clicks:

- Washington Post article ("A record 'you don't want to see': Mendocino Complex fire has become California's largest ever")

AMERICAN OVERSIGHT

LinkedIn

- 332 Followers as of 8/31/18 (up 3 from July)
- 91 average impressions daily (down from 107)
- 59 clicks (up from 40)

VIDEO

WGA hosted one webinar during the month (Aug. 29): *Collaboration and Alternative Dispute Resolution Tools*. In the short time since it has 10 views on YouTube. During the month overall:

- 302 total views in July 2018 (down from 413)
- 1,627 minutes watched (down from 3,172)
- Average view duration: 5:23
- Top video: *Biosecurity and Invasive Species Initiative Launch*
    - 347 minutes watched, 42 views

EMAIL NEWSLETTERS

WGA email newsletters delivered during August included The Roundup on Fridays, Congressional Action Report, Regulatory Tracking Report, Western Policy Network Report, sponsor lunch invitations, and a webinar alert.

- 16 emails sent (up from 11)
    - 43,898 total number of recipients (up from 34,004)
- 24% average 'open' rate (same as July)
    - 9,214 unique opens during the month (up from 7,363)
- Audience Platform 'opens': 41% mobile, 59% desktop
- 5.4% 'bounce' rate for all email deliveries combined (up from 4.8%)

MEDIA COVERAGE BY TOPIC IN AUGUST 2018

Water/Section 401

Bloomberg Environment (8/3)
Republican Water Bill Sets Up Federalism Fight
Complete story below, but: " States have primary legal authority over water resources within their boundaries, according to Jim Ogsbury, director of the Western Governors' Association. The association opposes "any effort that may diminish, impair or subordinate our ability to protect water quality within the boundaries of our states."
Saved as separate attachment "Bloomberg story Section 401 August 3"

E&E News Greenwire (8/9)
Western governors urge Congress to uphold state permit power
https://www.eenews.net/greenwire/2018/08/09/stories/1060093761
Complete story below

AMERICAN OVERSIGHT

Politico (8/9)
States groups oppose moves to limit Clean Water Act certification authority
Behind paywall, story below

Water Online (8/10)
Ran our blog post
https://www.wateronline.com/doc/wga-leads-national-coalition-urging-congress-to-reject-efforts-to-diminish-states-authority-to-manage-water-quality-under-clean-water-act-0001

Politico (8/10) *Morning Agriculture* roundup
Western Governors oppose limitation of Clean Water Act
https://www.politico.com/newsletters/morning-agriculture/2018/08/10/arizona-cafo-could-be-key-to-preventing-next-ecoli-lettuce-outbreak-312547

Politico (8/16)
Morning Energy: States' Rights Get Tricky Over Water
https://www.politico.com/newsletters/morning-energy/2018/08/16/trumps-not-so-simple-math-319039

Casper Star Tribune, Gillette News Record (8/17)
Barrasso seeks to limit states' veto power over clean water
https://trib.com/business/energy/barrasso-aims-to-change-the-clean-water-act-to-give/article_df2e7814-e742-5631-968d-ee06c39df138.html
https://www.gillettenewsrecord.com/news/wyoming/article_79ebc12e-4573-55fb-8827-91f17bf0e5f6.html
Also on **KPVI News 6**: https://www.kpvi.com/news/national_news/barrasso-aims-to-change-the-clean-water-act-to-give/article_a1dafe1a-4310-5ecf-8b9a-0bb001811832.html

Excerpt: Wyoming's governor has backed Barrasso's effort to change the Endangered Species Act. Gov. Matt Mead has, to some extent, been the catalyst for ESA changes — putting the law on the docket for the Western Governors Association to consider and recently traveling to Washington to testify in favor of giving states greater authority managing threatened and potentially threatened species. On the Clean Water Act, however, Mead has not rallied to the senator's defense. The governor said in an email that he does not hold a position for or against the bill but believes that "it does not appear to erode Wyoming's ability to protect its water."

S&P Global Platts (8/17)
Unions, tribes back Clean Water Act change to boost energy projects as state concerns surface
WGA, Section 401 Bill
https://www.spglobal.com/platts/en/market-insights/latest-news/natural-gas/081618-unions-tribes-back-clean-water-act-change-to-boost-energy-projects-as-state-concerns-surface
Also in **Coal Zoom**: http://coalzoom.com/article.cfm?articleid=15355

Excerpt: Democrats on the Senate panel were skeptical of the bill's approach. Senator Kirsten Gillibrand, Democrat-New York, said it would "fundamentally alter the role that states have in permitting projects that cross rivers, streams and wetlands." She highlighted a letter from the Western Governors' Association and nine other state organizations a week earlier urging Congress to reject steps to diminish states' ability to manage water quality.

AMERICAN OVERSIGHT

Coyote Gulch Blog (8/30)
Western Governors advocate House reauthorization of National Integrated Drought Information System
https://coyotegulch.blog/2018/08/30/westgov-western-governors-advocate-house-reauthorization-of-national-integrated-drought-information-system/

Shared Stewardship event with AG

Agri-Pulse (8/16)
New wildfire strategy emphasizes greater federal-state cooperation
https://www.agri-pulse.com/articles/11349-new-wildfire-strategy-emphasizes-greater-federal-state-cooperation
Behind paywall; story below

McClatchy DC Bureau (8/17)
Trump administration promises teamwork — not more money — to reduce fire risk
https://www.mcclatchydc.com/news/nation-world/national/article216821710.html
Also ran in: *Sacramento Bee, Fresno Bee, Modesto Bee, Merced Sun-Star*, *San Luis Obispo Tribune*

Missoulian (8/25)
Also in: Ravalli Republic, Billings Gazette, HelenaIR, MTStandard.com
More aggressive firefighting approach means more fire, smoke
https://ravallirepublic.com/news/state-and-regional/article_f1dc985d-6743-5ca8-8300-96846166d9ea.html

Invasive Species

Associations Now (8/3)
Western Governors' Association Takes Aim at Invasive Species
https://associationsnow.com/2018/08/western-governors-association-takes-aim-invasive-species/

Species Conservation, ESA

Ag Alert (8/1)
Commentary: Improved ESA would work better for species, people
http://www.agalert.com/story/?id=12067

Casper Star-Tribune (8/5)
Can a Wyoming governor change the nation's bedrock conservation law
https://trib.com/business/energy/can-a-wyoming-governor-change-the-nation-s-bedrock-conservation/article_80ce0af4-96b0-5604-bf46-885b9330cf9f.html
Also Gillette News Record
https://www.gillettenewsrecord.com/news/wyoming/article_7fad32c9-6091-5e97-b950-0654781f6696.html

AMERICAN OVERSIGHT

Jackson Hole News & Guide (8/15)
Dodson: Fed lands belong in fed hand
https://www.jhnewsandguide.com/news/environmental/article_fed13041-7705-5f47-87d6-f9dd59200851.html

University of Wyoming & Sheridan Media (8/16)
The World Needs More Civility: UW School, Institute Committed to Collaboration on Natural Resources
https://www.sheridanmedia.com/news/world-needs-more-civility-uw-school-institute-committed-collaboration-natural-resources100313

Post Register/Idaho Falls (8/17)
Changing the Endangered Species Act
https://www.postregister.com/news/in_depth/changing-the-endangered-species-act/article_c2290944-dbaa-5f7b-9e57-a75da0c87c01.html
also in Lewiston Tribune:
https://lmtribune.com/outdoors/esa-may-get-a-makeover/article_e1e29d89-7043-5708-961b-d49eb97d457b.html

Excerpt: One bill whose provisions haven't been included in the Trump Administration's proposed rule changes are those found in the LOCAL Act sponsored by Rep. Scott Tipton, R-Colo. That bill would create a variety of incentives, including about $41 million per year for the next five years, for farmers and other landowners to engage in habitat protection efforts on their own land. Similar measures have been backed by the Idaho Farm Bureau Federation and the Western Governors' Association.

Wyoming Public Media (8/24)
Some Western Lawmakers Worry Trump Administration Sage Grouse Plan Could Backfire
http://www.wyomingpublicmedia.org/post/some-western-lawmakers-worry-trump-administration-sage-grouse-plan-could-backfire#stream/0

Sheridan Media (8/28)
Website for Wyoming Radio station network, including KROE, KZWY, KWYO, KYTI
Senator Barrasso Discusses Endangered Species Act
https://www.sheridanmedia.com/news/senator-barrasso-discusses-endangered-species-act100573

USA Today (8/28)
Republicans say iconic Endangered Species Act no longer working, call for major makeover
https://www.usatoday.com/story/news/politics/2018/08/28/endangered-species-act-gop-wants-overhaul-savior-bald-eagle/1061476002/
Also on 71 additional Gannett outlets, including: *Louisville Courier Journal, Detroit Free Press, Evansville Courier & Press, Statesman Journal* (Salem, OR), *Argus Leader* (ND),

AMERICAN OVERSIGHT

Et Cetera

Agri-Pulse (8/1)
Farm Hands on the Potomac Briefs column
https://www.agri-pulse.com/articles/11299-farm-hands-on-the-potomac----jim-hubbard-a-step-closer-to-usda-undersecretary

UtahPolicy.com (8/3)
Salt Lake Chamber CEO Success Stories: Governor Gary Herbert
WGA mention
https://utahpolicy.com/index.php/features/featured-articles/17385-salt-lake-chamber-ceo-success-stories-governor-gary-herbert

USSA News: ***The Tea Party's Front Page*** (8/25)
Blog Post: Ryan Zinke Running For President In 2024?
WGA, DOI Re-org
http://ussanews.com/News1/2018/08/25/ryan-zinke-running-for-president-in-2024/

Utah Business (8/30)
People on the Move item, mentions WGA in passing
https://utahbusiness.com/people-on-the-move-13/

AgInfo.net (8/31)
Senate Confirms Hubbard as New USDA Under Secretary
WGA letter of support cited on an additional 11 AgInfo state websites
http://www.aginfo.net/index.cfm/report/id/Farm-and-Ranch-Report-40792

Coverage Behind Paywalls

States groups oppose moves to limit Clean Water Act certification authority

By Annie Snider, Politico Pro Energy Whiteboard

08/09/2018 12:00 PM EDT

Ten bipartisan groups representing state governments, led by the Western Governors Association, are staunchly opposing Republican efforts to curtail states' authority to shape or deny federal water permits, an issue teed up as part of this year's government spending battle.

In a letter to House and Senate leaders sent today, the groups are calling on lawmakers to reject efforts to limit states' ability under Section 401 of the Clean Water Act to certify and condition Clean Water Act permits governing discharges into rivers, streams and wetlands. That authority has become controversial as states like New York have denied or attempted to deny certification for major new pipeline projects.

GOP lawmakers have sought to limit or entirely remove states' authority, including in this year's House Appropriations bill, House and Senate energy legislation and standalone bills.

CONFIDENTIAL: Western Governors' Association, 2018

AMERICAN OVERSIGHT

"Because each state is unique, we need the flexibility and authority to address our individual water needs," the letter states. "We urge Congress to reject any legislative or administrative effort that would diminish, impair or subordinate states' ability to manage or protect water quality within their boundaries."

Groups signing the letter include the Association of Clean Water Administrators, the Conference of Western Attorneys General and the Western States Water Council.

In addition to pipeline projects, the authority also has implications for hydropower dam relicensing. Republican Maryland Gov. Larry Hogan has used the authority to require Exelon Corporation to limit nutrient pollution flowing through its Conowingo Dam into the Chesapeake Bay in order to be relicensed.

CLEAN WATER ACT: Western governors urge Congress to uphold state permit power

Jeremy P. Jacobs, E&E News reporter
Published: Thursday, August 9, 2018

Western governors called on Congress today to stop undermining states' authority to regulate water pollution.

The Western Governors' Association and other groups pointed to multiple attempts — both in Congress and from the White House — to weaken a provision of the Clean Water Act that gives states authority to approve, deny or place conditions on permits, Section 401.

"Section 401 in particular represents a vital state authority," WGA policy adviser Ward Scott said in an interview. "It is often the only opportunity for states to engage in the permitting of facilities that would potentially impact their water."

WGA, which represents 19 states and three Pacific territories, and nine other groups wrote a letter for congressional leaders saying attempts to limit Section 401 represent a threat to the cooperative relationship between state and federal regulators that was the goal of the Clean Water Act.

"To implement the CWA," the letter says, "Congress purposefully designated states as co-regulators under a system of cooperative federalism that recognizes state interests and authority."

The group points to several efforts to reform the law that it says will limit states' Section 401 authority, including recent appropriations language and infrastructure bills. Further, similar changes were outlined in the White House's infrastructure proposal and regulatory agenda.

In most of those cases, changes to Section 401 are billed as an effort to streamline permitting.

But the WGA said those efforts are misguided. Its members support streamlining permitting for infrastructure projects, and they claim that Section 401 is working.

Further, EPA's website states that Section 401 certification shouldn't "add another layer of bureaucracy or cause delays."

CONFIDENTIAL: Western Governors' Association, 2018

AMERICAN OVERSIGHT

"In most cases, Section 401 certification review is conducted at the same time as the Federal agency review," EPA's website says. "Section 401 review allows for better consideration of State- or Tribe-specific concerns in the federal permitting process."

WGA said efforts to reform Section 401 belie political talking points that tout support for state authority in the regulatory process.

"The emergence of this issue is a reflection of fair-weather federalism," WGA Executive Director Jim Ogsbury said.

New wildfire strategy emphasizes greater federal-state cooperation

By Daniel Enoch, AgriPulse

Agriculture Secretary Sonny Perdue today unveiled a new strategy for managing catastrophic wildfires that emphasizes greater cooperation with states to identify priorities for targeted treatment in areas with the highest payoffs.

Speaking at the U.S. Capitol with a handful of U.S. senators pledging their support, Perdue noted that he'd visited California earlier this week and seen first-hand the devastation that wildfires of unprecedented fury had inflicted on western communities.

"We commit to work more closely with the states to reduce the frequency and severity of wildfires," Perdue promised. "We commit to strengthening the stewardship of public and private lands. This report outlines our strategy and intent to help one another prevent wildfire from reaching this level."

A key component of the 24-page report – Toward Shared Stewardship Across Landscapes: An Outcome-based Investment Strategy – is to prioritize decisions on forest treatments in direct coordination with states using the most advanced science tools, USDA said in a news release. This allows the U.S. Forest Service – an agency within USDA -- to increase the scope and scale of critical forest treatments, including the removal of dead trees and underbrush, that protect communities and create resilient forests.
USDA said the Forest Service will be able to build upon new authorities created by the 2018 omnibus spending bill that include categorical exclusions for land treatments to improve forest conditions, new road maintenance authorities and longer stewardship contracting in strategic areas. USFS will also continue cutting red tape to make timber sale contracts more flexible, the department said.

Interim USFS Chief Vicki Christiansen, who stood with Perdue in unveiling the strategy, said the challenges posed by today's wildfires require a new approach. "This year Congress has given us new opportunities to stand shoulder-to-shoulder with state leaders to identify land management priorities that include mitigating wildfire risks," she said.

Joining Perdue at today's event were Democratic Senators Ron Wyden of Oregon and Maria Cantwell of Washington and Republicans Steve Daines of Montana and Lisa Murkowski of Alaska, who said the new strategy was "exactly what we need at this point in time."

CONFIDENTIAL: Western Governors' Association, 2018

AMERICAN OVERSIGHT

Murkowski said smoke from the wildfires in the lower 48 could be tasted all the way up in her home state. Indeed, as the senator spoke the Washington Post was reporting that high altitude winds were carrying smoke from the fires 3,000 miles into the Mid-Atlantic region and over the nation's capital.

In the West, Wyden said this new breed of wildfires, which are "bigger, hotter and more powerful" than their predecessors, was creating "clean air refugees" – people who were "literally traipsing from place to place just trying to find breathable air."

The USDA plan received immediate endorsements from Jim Ogsbury, executive director of the Western Governors' Association, and George Geissler, president of the National Association of State Foresters and state forester of Washington, both of whom attended today's briefing.

"This new approach will have state forestry agencies and the USDA Forest Service working together as we should, shoulder-to-shoulder, to manage wildfire," Geissler said in a release.

Last year, federal agencies spent $2.9 billion to suppress wildfires across the nation. Those fires charred more than 10 million acres, destroyed more than 8,000 residences and resulted in the deaths of dozens of Americans, including 14 wildland firefighters. Officials say this year could be even more destructive. The National Interagency Fire Center says that as of Aug. 16, 101 large fires are burning across the country, mostly in Western states. Since Jan. 1, nearly 41,000 fires had scorched some 5.7 million acres.

CONFIDENTIAL: Western Governors' Association, 2018

AMERICAN OVERSIGHT

H.R. 5895, The Energy and Water, Legislative Branch, and Military Construction and Veterans Affairs Appropriations Act, 2019 Western Issues Summary

On September 12, the House approved the conference report on H.R. 5895, the Energy and Water, Legislative Branch, and Military Construction and Veterans Affairs Appropriations Act, 2019 (text here, conference report (H. Rpt. 115-929, here) by a 377-20 margin. The Senate had adopted the conference report on the three-bill package the day before on a 92-5 vote. President Trump signed the "minibus" appropriations package into law on Friday, September 21.

The $147.5 billion package funds the departments of Energy and Veterans Affairs, the Army Corps of Engineers, and the operations of Congress. Energy and Water programs would receive $44.6 billion, a 3.2 percent increase over Fiscal Year (FY) 2018, and $8.1 billion (22 percent) more than requested by the Administration. The Military Construction-VA portion is the most expensive of the three packages: the bill provides $98.1 billion overall (5.8 percent over FY18, and about $ 1 billion more than the President's request). This includes $921 million designated for Overseas Contingency Operations funded outside regular spending caps. The Legislative Branch is funded at $4.8 billion, about 3 percent higher than FY18.

The bill includes several items of interest to Western Governors. Highlights include:

- $35.7 billion for the Department of Energy: $1.2 billion (3 percent) more than the current level and $5.5 billion (18 percent) more than requested by the Administration;
- $6.0 billion for environmental cleanup of defense nuclear facilities;
- $6.6 billion for science activities (5 percent more than FY18 and 22 percent more than requested);
- $7.0 billion for the Army Corps of Engineers, $172 million (2.5 percent) more than FY18 and $2.2 billion (46 percent) more than the request;
- $1.6 billion for the Bureau of Reclamation (6 percent more than FY18 and 48 percent more than requested);
- $898 million for the Nuclear Regulatory Commission, $11 million (1 percent) less than FY18 funding and $597 million (6 percent) less than the request; and
- $370 million for the Federal Energy Regulatory Commission, $2 million more than FY18 and equal to the President's request.

Dropped from the final bill were several House-added appropriations and riders affecting various policy matters. The conference package:

- Eliminated $268 million from the House bill to relaunch the license application review for the Yucca Mountain nuclear waste disposal site in Nevada;
- Removed House language that could have made it easier for the White House to revoke the "Waters of the United States" regulation; and
- Deleted House language reversing a court decision directing additional water releases from hydroelectric dams in the Pacific Northwest to aid spawning salmon downstream.

AMERICAN OVERSIGHT

The following table provides additional detail on appropriations matters with a direct link to WGA policy. The conference report retains the report language of the separate House and Senate Appropriations Committees' reports (H. Rpt. 115-697 and S. Rpt. 115-258) unless the conference report specifically rejects or modifies those committee reports.

Conference Agreement	WGA Policy
DEPARTMENT OF ENERGY	
Overall Funding: $35.7 billion for DOE, $1.2 billion above FY18 and $5.5 billion above the budget request.	
Renewable Energy and Energy Efficiency	
Overall Funding: $2.4 billion for energy efficiency and renewable energy activities, $57 million (2%) more than FY18 and $1.7 billion above the President's request. It allows the department to use $20 million to bring cybersecurity into early-stage technology research and development so that it is built into new technology for this effort to encompass all these programs. The agreement rejects the administration's proposal to eliminate funding for weatherization assistance programs and state energy program grants. Instead, the bill provides $257 million for weatherization aid ($6 million higher than FY18) and $55 million for state energy grants (no change from FY18). It also provides $320 million for advanced manufacturing programs (5% more than FY18) and $226 million for building technologies research ($5 million higher than FY18). **Renewable Energy:** The bill provides $528 million for renewable energy programs, 1.5% more than FY18, but more than triple the President's request: **Solar**: The bill provides $247 million for solar energy. The Senate report directs DOE to create a 5-year domestic manufacturing capability consortium focused on inherently scalable production methods such as solution processing, roll-to-roll manufacturing, the science of inherent material stability, and ultrahigh efficiency through tandem manufacturing. **Wind**: The bill provides $92 million for wind energy. **Water Power**: The bill provides $105 million for water power.	In WGA Policy Resolution 2018-04, *Energy in the West*, the Governors recognize the following as energy policy priorities for the West: • Secure the United States' energy supply and systems, and safeguard against risks to cybersecurity and physical security; • Ensure energy is clean, affordable, and reliable by providing a balanced portfolio of renewable, non-traditional, and traditional resources; • Make the West a leader in energy education, technology development, research, and innovation; and Utilize an all-of-the-above approach to energy development and use in the West, while protecting the environment, wildlife, and natural resources.

AMERICAN OVERSIGHT
NV-DA-20-0615-A-006901

Conference Agreement	WGA Policy
Geothermal: $84 million is appropriated for geothermal technologies. The Senate report states that cybersecurity vulnerabilities must be addressed as renewable energy technologies enter the marketplace. The Committee also believes there is a gap with respect to distributed generators and behind-the-substation generators, storage, smart buildings technologies and electric vehicles where the potential for cyberattacks will continue to grow and threaten the modern grid.	
Sustainable Transportation: These programs would receive $690 million, 2% above FY18 but more than three times the Administration's request. The bill provides $344 million for vehicle technologies, $226 million for bioenergy technologies, and $120 million for hydrogen and fuel cell technologies. House Committee report language requests a report from DOE that models the demands on the electric grid and the overall energy consumption of the transportation sector of varying levels of network penetration of an interconnected hyperloop system.	The Energy Vision for the West articulates the Governors' goals to increase the development and use of alternative transportation fuels and vehicles, including the necessary infrastructure for those vehicles, and prioritize energy efficiency associated with transportation.
Cybersecurity, Energy Security, and Emergency Response	
Electricity Transmission & Distribution / Cybersecurity: The agreement restructures program accounts and provides $156 million for electricity delivery, $95 million more than the President's request. Of that total, the bill provides: • $46 million for energy storage activities (about 6 times the request); • $40 million for resilient distribution system (4 times the request); and • $39 million for transmission reliability (triple the request). The measure also establishes a new, separate line-item for Cybersecurity, Energy Security, and Emergency Response (CESER). This funding is directed to activities that protect energy infrastructure, and help restore the grid after emergency events. The measure provides $120 million for those activities, including $90 million for cybersecurity activities. Conferees directed DOE to use $10 million of the funding for the DarkNet project, which examines removing critical infrastructure from the internet	WGA Policy Resolution 2018-04, *Energy in the West*, prioritizes securing the United States' energy supply and systems, and safeguard against risks to cybersecurity and physical security and improving the United States electric grid's reliability and resiliency.

AMERICAN OVERSIGHT
NV-DA-20-0615-A-006902

Conference Agreement	WGA Policy
and shielding the nation's electricity infrastructure from disruptive cyber penetration.	
Electricity Delivery	
Overall Funding: $175 million for electricity delivery, $22.7 million above FY18 levels. **Storage:** The bill provides $41 million for energy storage. The Senate Committee report encourages DOE to support state energy offices and universities with energy storage planning and deployment; participate in industry-led safety codes and standards development; and prioritize pilot scale initiatives with relevant utilities and state energy organizations that have the potential to advance real-time deployment and testing of these technologies. **Grid Modernization:** The Senate Committee report directs DOE to continue ongoing work between national laboratories, industry, and universities to improve grid reliability and resiliency through the Grid Modernization Initiative with an emphasis on grid cyber resilience, grid storage to improve grid flexibility, and advanced sensors and control systems. The House Committee report requests reports on the activities and costs necessary to achieve a North American grid model and on the potential of dynamic line rating systems to address transmission congestion management.	In the Energy Vision for the West, the Governor encourage innovation and application of energy storage, including pumped hydro storage, battery storage, and compressed air energy storage where cost-effective. The Energy Vision for the West describes the following specific steps recommended by the Governors to increase grid reliability and resiliency: • Encourage regional reliability organizations, utilities, state agencies and public utility commissions to assess the provision of essential reliability services under future scenarios that include a changing resource mix in the West. • Support grid operator situational awareness of distributed energy resources by promoting coordination between utilities and distributed energy resource developers. • Improve understanding of grid resources and services and the need for new power production facilities and transmission/distribution infrastructure through data, analysis, and coordination. Prepare for potential disruptions to the grid from wildfires, flooding, earthquakes, tornadoes, cyberattacks and other disturbances and emergencies, as well as increase the grid's ability to withstand and reduce the magnitude of such events.
Nuclear Energy and Waste	
Nuclear Energy: The bill allocates $1.3 billion for nuclear energy activities, including $100 million for advanced small modular reactor research and development and $62.5 million for used nuclear fuel disposition research The House Committee report encourages DOE to explore ways to support research and development that would enable non-light water reactor demonstrations by the 2020s and continue its important work on safe transportation of nuclear fuel.	Nuclear energy is part of the all-of-the-above energy approach outlined in WGA Policy Resolution 2018-04, *Energy in the West.* The Governors advocate for accelerating the introduction of small modular reactors into the marketplace in the Energy Vision for the West.
Nuclear Waste Disposal: The agreement retains Senate language to establish a pilot program to license, construct, and operate one or more federal consolidated storage facilities to provide interim	WGA Policy Resolution 2018-10, *Transportation, Storage and Disposal of Radioactive Waste, Radioactive Materials and Spent Nuclear Fuel*, states: "In the event that centralized interim storage, either

AMERICAN OVERSIGHT
NV-DA-20-0615-A-006903

Conference Agreement	WGA Policy
storage for spent nuclear fuel and high-level radioactive waste. Before siting a consolidated storage facility, the bill requires DOE to enter into an agreement with the state's Governor and affected local government and tribes. The agreement rejected House appropriations of $190 million to restart DOE's licensing activities for the Yucca Mountain high-level radioactive waste disposal facility.	private or federal, is deemed necessary, no such facility, whether publicly or privately owned, shall be located within the geographic boundaries of a western state or U.S. territory without the written consent of the Governor in whose state or territory the facility is to be located."
Fossil Energy	
Generally: The agreement provides $740 million for fossil fuel energy research and development. The agreement requires DOE to continue to carry out advanced coal processing research and development, including advancing early stage research for converting coal pitch and coal to carbon fiber and other value-added products, which the Administration had proposed cutting. The House and Senate Committee reports prohibits the use of funds for the closure of any National Energy Technology Laboratory site.	Fossil fuel energy is part of the all-of-the-above energy approach outlined in WGA Policy Resolution 2018-04, *Energy in the West.*
Carbon Capture, Utilization, and Storage: The bill provides $25 million to continue to support two large-scale pilots on transformational coal technologies.	The Governors support federal policies that promote the development and deployment of carbon dioxide capture and commoditization in WGA Policy Resolution 2018-07, *Enhanced Oil Recovery*.
Coal Research: The agreement provides $18 million for DOE to continue advancing technologies for the recovery of rare earth elements and minerals from U.S. coal and coal byproduct sources.	WGA Policy Resolution 2018-09, *National Minerals Policy*, urges the federal government to create legislation and policy that will unlock our mineral potential to ensure access to the metals that are critical to U.S. economic and national security – providing vital base materials for electronics, telecommunications, satellites, aircraft, manufacturing and alternative energy technologies (particularly wind and solar).
Natural Gas Technologies: The bill provides $10 million for environmentally prudent development and $5.2 million for risk-based data management systems. This funding shall support the continued integration of FracFocus and risk based data management systems for improved public access to state-oil and gas-related data, as well as for state regulatory agencies to support electronic permitting for operators, eForms for improved processing time for new permits, operator training from the improved FracFocus 3.2 after enhancements are implemented, and miscellaneous reports, such as	WGA Policy Resolution 2018-12, *Water Quality in the West*, states: "Federal efforts to study the potential impacts of hydraulic fracturing on water quality should leverage state knowledge, expertise, policies, and regulations. Such efforts should also be limited in scope, based upon sound science, and driven by the states. Western Governors oppose efforts that would diminish the primary and exclusive authority of states over the allocation of water resources necessary for hydraulic fracturing." WGA Policy Resolution 2018-05, *Air Quality and Methane Emissions in the West*, urges the federal

AMERICAN OVERSIGHT
NV-DA-20-0615-A-006904

Conference Agreement	WGA Policy
Produced Water Report: Current and Future Beneficial Uses Report. The conference report recommends $2.5 million be directed to further research on multipronged approaches for characterizing the constituents of and managing the cleaning of water produced during the extraction of oil and natural gas.	government, in any methane regulation, to: (1) ensure that the capture, commoditization, and sale of methane is promoted; (2) give states flexibility to achieve methane emission reduction standards; (3) recognize methane emissions reductions that result from existing state regulation; and (4) work with states to ensure the consistent use of a single, clear method of quantifying methane emissions.
Science, Research and Development	
Generally: The agreement appropriates $6.6 billion for science activities: $325 million (5%) more than FY18 and $1.2 billion (22%) above the request. **Research and Development Policy:** Both houses encourage DOE to continue to support innovative science research and development, and to focus on implementing mid- and late-stage research and development activities.	In WGA Policy Resolution 2018-04, *Energy in the West*, the Governors set forth the goal of making the West a leader in energy education, technology development, research, and innovation. The Energy Vision for the West calls on Congress and DOE to support and fund research, development, demonstration, and deployment of advanced energy technologies.
U.S. ARMY CORPS OF ENGINEERS	
Overall Funding: $7.0 billion for Civil Works programs of the USACE, $172 million (2.5%) more than FY18 and $2.2 billion (46%) more than requested.	WGA Policy Resolution 2018-08, Water Resource Management in the West, supports federal investment in water and wastewater infrastructure.
Harbor Maintenance Trust Fund: The bill provides $1.5 billion for Harbor Maintenance Trust Fund-related activities.	WGA Policy Resolution 2018-06, *Transportation Infrastructure in the Western United States*, urges Congress to fully fund the Harbor Maintenance Trust Fund to ensure western ports remain competitive.
Natural Disasters: The bill allocates $35 million for natural disaster preparation and support for emergency operations in response to disasters.	WGA Policy 2018-03, *Federal Disaster Recovery Assistance for Communities in the West*, states that federal agencies conducting disaster recovery and assistance should receive adequate and consistent funding and flexibility to direct funds where they are most needed.
Aquatic Plant Control Program: The agreement includes $5 million for watercraft inspection stations and $1 million for related monitoring.	WGA Policy Resolution 2016-05, *Combating Invasive Species*, sets forth the Governors' support for coordinated prevention efforts and early detection and rapid response with multistate management and eradication actions to limit or eliminate new introductions and existing species expansion.
Hydropower: The House Committee report urges USACE to review options for expanded non-federal hydropower at appropriate sites, including evaluations of seasonal pool levels and regional impacts. The Senate Committee report directs USACE to conduct an independent, external peer review of	The Energy Vision for the West notes the Governors' priority of increasing the amount of electricity generated from new, retrofitted, or relicensed hydroelectric facilities, including small, irrigation, and flood control hydropower projects. WGA Policy Resolution 2018-08, *Water Resource Management in the West*, expresses that "Congress

AMERICAN OVERSIGHT
NV-DA-20-0615-A-006905

Conference Agreement	WGA Policy
risk-informed dam safety practices at USACE, FERC, and Reclamation.	and the Administration should authorize and implement appropriate hydropower projects and programs through efficient permitting processes that enhance renewable electric generation capacity and promote economic development, while ensuring protection of important environmental resources and indigenous people's rights."
Permitting Timelines (and Clean Water Act Section 401): The House Committee report urges USACE to encourage timely permitting in its districts, examine best practices among those districts with the lowest permitting timelines, and implement the same across other districts with lagging and protracted timelines. The House report states that it "is concerned that infrastructure permits across the country are being impacted by unnecessary and unlimited delays in the section 401 water quality certification process." It encourages USACE to provide additional guidance on this issue. The Senate Committee report strongly encourages the continuation of USACE's pursuit of 12 specific actions to improve permitting efficiencies, including "aggressive implementation" of Executive Order 13807 (One Federal Decision).	WGA Policy Resolution 2018-15, *Modernizing Western Infrastructure*, sets forth the Governors' support improved infrastructure permitting and environmental review processes that result in more efficient reviews without shortening timelines for state input and consultation, or compromising natural resource, wildlife, environmental quality or cultural values. WGA Policy Resolution 2018-08, *Water Resource Management in the West*, states that "Infrastructure planning and permitting guidelines, rules and regulations should be coordinated, streamlined and sufficiently flexible to: (1) allow for timely decision-making in the design, financing and construction of needed infrastructure; (2) account for regional differences; (3) balance economic and environmental considerations; and (4) minimize the cost of compliance." WGA Policy Resolution 2018-12, *Water Quality in the West*, expresses that, "Section 401 of the CWA requires applicants for a federal license to secure state certification that potential discharges from their activities will not violate state water quality standards. Section 401 is operating as it should, and states' mandatory conditioning authority should be retained without amendment." WGA's July 16, 2018 Letter to the House Appropriations Subcommittee on Energy and Water states: Reducing the states' Section 401 authority and vital role maintaining water quality within their borders would inflict serious harm to the division of authority established by the U.S. Constitution and reinforced statutorily in the CWA.
Surplus Water: The agreement retains House Committee report language that urges USACE to consider adoption of the alternative definition of "surplus water" as excluding "natural flows" from stored water in the Missouri River mainstem reservoirs in its proposed rule, Use of U.S. Army Corps Engineers Reservoir Projects for Domestic, Municipal & Industrial Water Supply, 83 FR 9555.	The Governors' February 27, 2017 letter to USACE states that it is "WGA's position that natural flows should be expressly and clearly exempted from any USACE rule which claims any degree of authority to manage and/or allocate surplus water."

AMERICAN OVERSIGHT
NV-DA-20-0615-A-006906

Conference Agreement	WGA Policy
BUREAU OF RECLAMATION	
Overall Funding: $1.6 billion for BOR, $85 million (6%) more than FY18 and $508 million (48%) more than the Administration's request.	
Hydroelectric Dams: The House Committee report requires that BOR, prior to the funding, carrying out, or approving the removal of a hydroelectric dam, study the environmental and fiscal impacts of dam removal on the county or counties where the dams are located. The conference report specifies that no funding may be used to remove of any federally-owned or operated dam unless authorized by Congress.	WGA Policy Resolution 2018-08, *Water Resource Management in the West*, calls on Congress to authorize and implement appropriate hydropower projects and programs through efficient permitting processes that enhance renewable electric generation capacity and promote economic development, while ensuring protection of important environmental resources and indigenous people's rights.
Drought Resiliency: The Senate Committee report recommends $196 million for the drought resiliency programs authorized in the WIIN Act and directs BOR to continue working with federal and state agencies to perform real-time monitoring of water supply conditions and their impact on endangered species. The report also urges BOR to expedite the development and testing of a web-based Water Supply Decision Support System that will help federal, state, municipal, tribal, and private water managers and users to make better water use decisions to support drought resilience in the western states.	WGA Policy Resolution 2018-08, *Water Resource Management in the West*, provides the following recommendations for drought resiliency: creating better drought and water data; regulatory streamlining for reusing water; better land management practices; water conservation and efficiency; and effective infrastructure and frameworks. It also notes that the Governors encourage the use of state water data in planning for both the public and private sectors and support federal efforts to coordinate water data gathering and information programs across multiple agencies.
Miscellaneous Provisions	
Workforce: The House Committee report encourages DOE to work with two-year, public community and technical colleges on job training programs that lead to an industry-recognized credential in the energy workforce. The Committee also encourages funding within EERE programs to be allocated to training and workforce development programs that support workers in trades required for the continued growth of the U.S. energy efficiency and clean energy sectors.	The direction aligns with the Governors' goals set forth in WGA Policy Resolution 2018-04, *Energy in the West*, and WGA Policy Resolution 2018-13, *Workforce Development in the Western United States*. The Energy Vision for the West, which articulates the Governors' objectives of encouraging training and education in energy-related fields and ensuring there is an adequate workforce operating under the highest safety standards and creating employment opportunities for displaced energy workers.

AMERICAN OVERSIGHT
NV-DA-20-0615-A-006907

MEMORANDUM BETWEEN THE
WESTERN GOVERNORS
AND THE
U.S. DEPARTMENT OF ENERGY

REGIONAL PROTOCOL FOR THE SAFE AND UNEVENTFUL TRANSPORTATION OF TRANSURANIC WASTE

Purpose

The purposes of this Memorandum of Agreement (MOA) are to enhance the safety and security of the transport of transuranic (TRU) waste shipments to and from the Waste Isolation Pilot Plant (WIPP) and other TRU waste shipments originating in or destined for the West; to facilitate communication between the Secretary of the U.S. Department of Energy (DOE); the Manager of the DOE, Carlsbad Field Office (CBFO); and the Western Governors on TRU waste transportation issues; to implement the provisions of the WIPP Land Withdrawal Act (Public Law 102-579, as amended); and to endorse the planning principles and transportation procedures contained in the Western Governors' Association WIPP Transportation Safety Program Implementation Guide (WIPP Guide) and the Cooperative Agreement between the Western Governors' Association (WGA) and the DOE-CBFO. In addition, the undersigned agree to work cooperatively, through the regional planning process, to develop the planning and operating procedures for TRU waste shipments originating in or destined for the western United States. Finally, the undersigned support the principle that the transportation of all DOE-Environmental Management (EM) shipments of radioactive materials should be safe and uneventful.

Findings

Managing the safe and uneventful transportation of TRU waste from DOE facilities to the WIPP in southeastern New Mexico is the joint responsibility of Federal, state, local and tribal governments. It is also the joint responsibility of these governments to manage the safe and uneventful transportation of TRU waste originating in or destined for the western United States.

AMERICAN OVERSIGHT

The potential risks of TRU waste and the complexities of transporting this waste to the WIPP brought 10 western states, the DOE and the U.S. Department of Transportation together to establish a set of principles and procedures for achieving the objective of "safe and uneventful transportation."

In 1989, the Secretary of Energy entered into a Cooperative Agreement with the WGA to prepare procedures for planning and operating the WIPP transportation program. Working as partners, WGA, DOE and the western states developed a model program to plan for WIPP shipments, to prepare the western states and units of local government to support the WIPP shipments, and to cooperatively support and operate the transportation system. The Governors have adopted several policy resolutions that stress that "the objective of the Western Governors' Association is the safe and uneventful transportation of nuclear waste."

In 1995, 2003 and again in 2009 the Western Governors and the Secretary of Energy signed an MOA committing to work cooperatively to implement the elements of the WIPP Guide. Both parties agreed to jointly support the regional planning process for the safe and uneventful transportation of TRU waste originating in or destined for the West. These protocols were successfully utilized by DOE and the western states in other DOE campaigns, such as the cesium capsule return program and shipments of nitric acid to Great Britain.

Congress recognized the benefits of a cooperative program among the states, the tribes, and DOE in the WIPP Land Withdrawal Act (Act). The Act requires DOE to provide technical assistance and funds for training public safety officials in the states and tribes through whose jurisdictions TRU waste will be shipped, assist the States through monetary grants or contributions in-kind to acquire equipment to respond to incidents involving TRU waste, and provide in-kind, financial, technical, or other appropriate assistance to states and tribes for WIPP-specific transportations safety programs.

DOE-CBFO, in its Cooperative Agreement with WGA, agreed that the WIPP transportation program would be conducted using the standards and procedures developed through the Western Regional Planning Process. This process recognizes that many of the procedures are above the minimum Federal regulatory requirements, but were employed to achieve a high level of safety and shipment success when WIPP opened in 1999.

These standards and procedures are described in the WIPP Guide and implemented through the DOE-CBFO "TRU Waste Transportation Plan."

WGA, the western states and DOE-CBFO periodically review the WIPP Guide and the "TRU Waste Transportation Plan" to ensure the objectives of the Western Governors' policy resolution, the provisions of this MOA, and the TRU waste transportation program are met. The Western Governors, through WGA, and DOE-CBFO negotiate and concur

AMERICAN OVERSIGHT

on changes to the WIPP Guide, which are then incorporated into the TRU Waste Transportation Plan. DOE-CBFO and its carrier contractors follow the WIPP Guide and the TRU Waste Transportation Plan in transporting TRU waste to WIPP. DOE-CBFO, as part of DOE-EM, has as one of its primary functions the National TRU Waste Program, which is charged with planning and coordinating the shipment of TRU waste between generator and interim storage sites, and to the WIPP facility. The Assistant Secretary for EM, who sets the policy for the TRU waste program, will work through the regional process to develop the planning and operating procedures for TRU waste shipments originating in or destined for the western United States.

The WIPP Guide

The WIPP Guide defines the following elements of the safe transportation program:

- Accident Prevention
  - High-Quality Drivers and Carrier Compliance
  - Independent Inspections
  - Bad Weather and Road Conditions
  - Safe Parking During Abnormal Conditions
  - Advance Notice of Shipments
  - Access to Information on Shipment Status
- Emergency Preparedness
  - Training and Exercises
  - Medical Preparedness
  - Emergency Response Plans and Procedures
  - Emergency Response Equipment
- Security Plan
- Public Information
- Highway Routing of WIPP Shipments
- Program Evaluation

DOE-CBFO completed the first shipment to the WIPP Facility on March 26, 1999, and as of the origination date of this MOA, has safely completed more than 12,000 shipments from thirteen DOE sites to the WIPP facility. DOE-CBFO has used the procedures from the WIPP Guide in developing the TRU Waste Transportation Plan and transportation operating procedures. Additionally, DOE-CBFO contractors have incorporated these procedures into their management and operating procedures. In part, it has been these procedures and the planning process which have produced the exemplary safety record of the WIPP program and its extraordinary acceptance by the public and elected officials over the past 19 years.

On September 11, 2001, the United States was attacked by foreign terrorists, which changed the perception of threats to radioactive material shipments in this Nation. In order to address these threats and facilitate communication between the western states

AMERICAN OVERSIGHT

and the DOE, the Assistant Secretary for EM and the Western Governors agreed to work to coordinate security planning, communications and response to threats regarding DOE TRU waste shipments.

Principles

The Secretary of Energy and the Chair of the Western Governors' Association, on behalf of their respective organizations, pledge to each other the following:

1. The undersigned reaffirm the objective of the U. S. Department of Energy and the Western Governors to be the safe and uneventful transportation of TRU waste within the United States.

2. The undersigned hereby endorse the collaborative Regional Planning Process as embodied in a Cooperative Agreement between the DOE-CBFO and WGA and used in the development and identification of principles and protocols for the WIPP Guide as the most appropriate mechanism for addressing the safe and uneventful transportation of TRU waste shipments originating in or destined for the West.

3. The undersigned endorse the standards, principles and procedures contained in the "WIPP Guide" and "TRU Waste Transportation Plan" for conducting TRU waste shipments, originating in or destined for the West, not including shipments within the same DOE site or other TRU waste shipments as agreed to between DOE and the states. The WIPP Guide and the TRU Waste Transportation Plan are considered to be living documents reflecting the continuing agreements and actions taken by the WGA, the western states and the DOE-CBFO as part of the regional planning process.

4. The undersigned commit to work cooperatively to identify and develop appropriate security procedures for the safe and uneventful transportation of TRU waste shipments. The DOE-CBFO, WGA and the western states agree to work to coordinate the planning, preparedness and response to security related activities involving the shipment of TRU waste.

5. The undersigned agree to continue a dialogue and implement the regional planning process on other anticipated DOE radioactive material shipments (e.g., low level waste, Foreign Research Reactor Fuel, etc.) originating in or destined for the West and on lessons learned from past shipments that may have value for future shipments and campaigns. This would include the provisions of advanced notification of spent fuel shipments, Highway Route Controlled Quantity shipments, high volume shipping campaigns, or other high visible shipments as agreed to by the parties.

AMERICAN OVERSIGHT

Implementation of Principles

To implement these principles, each Western Governor will:

1. Reaffirm his or her continued support for the safe transportation of TRU waste and operations of WIPP as being paramount to the expeditious cleanup and disposal of TRU waste from DOE facilities in the West and other parts of the country;

2. Agree to negotiate in good faith with DOE-CBFO the continued use of standards and procedures in the WIPP Guide for the safe and uneventful transportation of TRU waste originating in or destined for the West;

3. Corridor states shall appoint to the WGA WIPP Transportation Technical Advisory Group a Governor's representative who shall be responsible for representing the Governor and state in identifying, developing and implementing principles, procedures and agreements between the western states and the DOE-CBFO as they address the safe and uneventful transportation of shipments of TRU waste;

4. Coordinate security related activities with the DOE-CBFO for the transportation and protection of TRU waste shipments originating in or destined for the West; and

5. Provide copies of this MOA to western state agencies with instructions to coordinate their planning, programming and procedural development processes for shipment of TRU waste with the designated state representative.

To implement these principles, the Secretary of Energy will:

1. Conduct TRU waste shipments through the western states in accordance with the protocols contained in the WIPP Transportation Program Implementation Guide and TRU Waste Transportation Plan, not including shipments within the same DOE site or other TRU waste shipments as agreed to between DOE and the states;

2. Participate in and support the WGA regional planning process through the Cooperative Agreement;

3. Agree to provide to the Western Governors, through the WGA, early notification of planned shipments of TRU waste originating in or destined for the West;

4. Designate the Manager of the DOE-CBFO as the Secretary's representative to the WGA WIPP Transportation Technical Advisory Group; and

AMERICAN OVERSIGHT

5. Appoint a Security Representative to the WGA WIPP Transportation Technical Advisory Group to coordinate activities between the DOE-CBFO and the western states for the protection of TRU waste shipments originating in or destined for the West.

Review and Affirmation

To ensure that the WIPP Guide and the TRU Waste Transportation Plan reflect a current, living document, the DOE-CBFO and WGA will use a mutually agreed upon process for making revisions to these documents. These documents and their procedural components will be reviewed by WGA, the western states, and the DOE-CBFO periodically to ensure both documents continue to meet the objective that all TRU waste shipments are "safe and uneventful." The Manager of the DOE-CBFO and the Executive Director of the WGA will periodically provide assurances to the Western Governors and the Secretary of Energy that the documents "represent the standards, principles and procedures for conducting TRU waste shipments." When changes are made to the WIPP Guide or TRU Waste Transportation Plan, all relevant DOE-EM policy documents and other agreements will be reviewed and revised as appropriate to ensure consistency.

Notwithstanding the above provisions, this MOA shall not be binding on DOE shipments of nuclear weapons, nuclear weapons components, and special nuclear materials made for purposes of national security as authorized by the Atomic Energy Act or the Nuclear Waste Policy Act.

This MOA is to be reviewed and reaffirmed by the Secretary of Energy and the Western Governors within one year following the election of a new President of the United States.

_____

Rick Perry
Secretary of Energy

Date: _____

_____

David Ige
Governor of Hawaii
Chair, Western Governors' Association

Date: _____

_____

Doug Burgum
Governor of North Dakota
Vice-Chair, Western Governors' Association

Date: _____

AMERICAN OVERSIGHT

AMERICAN OVERSIGHT

DRAFT – INTERNAL USE ONLY

WESTERN GOVERNORS' ASSOCIATION

Policy Resolution 2018-XX

Foreign Visitor Preclearance
Version 1

A. BACKGROUND

1. The U.S. Department of Commerce estimates that nearly ~~75~~ 76 million foreign visitors entered the country during ~~2014~~2016. The vast majority of these travelers arrived in the United States by plane.[1]

2. Tourism is a significant revenue source for western states and territories, many of which count international travelers as major contributors to state and local economies and look to international tourism to drive local employment.

3. As a result of utilizing technology such as Automated Passport Control equipment, average wait time at airport passport and immigration processing areas have declined in recent years, but still frequently exceeds 60 minutes.[2]

~~3. Arriving airline passengers sometimes experience wait times in the airport passport and immigration processing area in excess of 90 minutes.~~

4. Foreign visitor preclearance allows international travelers to be screened by U.S. Customs and Border Patrol (CBP) officers prior to boarding an international flight. This preclearance allows passengers to bypass U.S. customs stations upon arrival at an American airport.

5. The Transportation Security Administration requires passenger and property screening at foreign preclearance airports to conform with U.S. aviation security screening standards.

6. Preclearance arrangements between the U.S. and Canada began in 1952. Since that time CBP has established over 600 American law enforcement officers and agricultural specialists at 15 preclearance airports in six countries: Ireland, Canada, Aruba, The Bahamas, Bermuda and United Arab Emirates. CBP also staffs a pre-inspection facility for passenger/vehicle ferry traffic to the U.S. in Victoria, Canada.[3]

7. While there were earlier announcements in 2015 and 2016 to possibly expand the preclearance program to eleven new airports in nine countries, CBP has only concluded agreements to cover Stockholm, Sweden (signed November 4, 2016) and Punta Cana, Dominican Republic (signed December 1, 2016).[4]

---

[1] International Trade Administration Fast Facts, http://tinet.ita.doc.gov/outreachpages/download_data_table/Fast_Facts_2016.pdf
[2] U.S. Customs and Border Protection, Airport Wait Times, https://awt.cbp.gov/
[3] U.S. Customs and Border Protection, Preclearance Locations, https://www.cbp.gov/border-security/ports-entry/operations/preclearance
[4] "DHS Announces 11 New Airports Selected For Possible Preclearance Expansion Following Second Open Season" https://www.dhs.gov/news/2016/11/04/dhs-announces-11-new-airports-selected-possible-preclearance-expansion-following

AMERICAN OVERSIGHT

~~7. On March 16, 2015, U.S. Department of Homeland Security (DHS) Secretary Jeh Johnson signed a new preclearance agreement with the government of Canada. On May 29, 2015, CBP announced its intention to expand air preclearance operations to ten additional airports in nine countries:~~

- ~~Brussels Airport, Belgium;~~
- ~~Punta Cana Airport, Dominican Republic;~~
- ~~Narita International Airport, Japan;~~
- ~~Amsterdam Airport Schipol, Netherlands;~~
- ~~Oslo Airport, Norway;~~
- ~~Madrid-Barajas Airport, Spain;~~
- ~~Stockholm Arlanda Airport, Sweden;~~
- ~~Istanbul Ataturk Airport, Turkey;~~
- ~~London Heathrow Airport, United Kingdom; and~~
- ~~Manchester Airport, United Kingdom.~~

8. In FY2017, CBP precleared more than 19 million passengers.[5]

~~8. These represent some of the busiest last points of departure to the United States – in 2014 nearly 20 million passengers traveled from these airports to the U.S.~~

9. The DHS has supported preclearance as both a security imperative – enabling CBP to identify and stop potential terror threats before they reach U.S. soil – and a strong economic opportunity.

B. GOVERNORS' POLICY STATEMENT

1. In recognition of the economic and national security benefits provided by foreign visitor preclearance, Western Governors support CBP's use of preclearance to reduce excessive wait times at American immigration and processing areas.

2. Western Governors support the efforts of DHS and CBP to increase the number of international airports and countries at which foreign visitor preclearance is used. Such expansion will streamline legitimate international travel and will further protect the safety and security of American citizens as well as international visitors.

3. Preclearance also allows smaller airports with no or few full-time CBP personnel to accept direct international flights from preclearance-approved foreign airports. Western Governors recognize the benefit this provides small or rural airports in accepting international travelers more efficiently. ~~that accept a significant number of international travelers, for instance Antonio B. Won Pat International Airport in Guam, where passengers on arriving international flights can wait 2-3 hours for visa processing.~~

4. In recognition of the benefits provided by foreign visitor preclearance, and in order to expand its use, DHS should work to complete the negotiation process with foreign countries and add new preclearance-approved international airports as soon as possible.

[5] Remarks of Acting Commissioner Kevin K. McAleenan at Press Event Marking Release of CBP's Trade and Travel Fiscal Year 2017 Report, February 13, 2018, https://www.cbp.gov/newsroom/speeches-and-statements/remarks-acting-commissioner-kevin-k-mcaleenan-press-event-marking

AMERICAN OVERSIGHT

5. Additionally DHS and CBP should work with western states to help identify optimal international foreign visitor preclearance airports for future consideration and should work with western state tourism directors to expand international travel opportunities in western states.

C. GOVERNORS' MANAGEMENT DIRECTIVE

1. The Governors direct WGA staff to work with Congressional committees of jurisdiction, the Executive Branch, and other entities, where appropriate, to achieve the objectives of this resolution.

2. Furthermore, the Governors direct WGA staff to consult with the Staff Advisory Council regarding its efforts to realize the objectives of this resolution and to keep the Governors apprised of its progress in this regard.

DRAFT

AMERICAN OVERSIGHT

Memorandum

TO: Western Governors
FROM: Jim Ogsbury, Executive Director, Western Governors' Association
DATE: October 1, 2018
SUBJECT: Western Governors' Foundation

Background

The Western Governors' Foundation is a 501(C)(3) organization, which was established to support the Western Governors' Association. Its explicit purpose is, "to make distributions to the Western Governors' Association." In effect, the Foundation is a passive financial arm of the Association, collecting contributions from sponsors for transfer to the Association. The overwhelming majority of contributions to WGA, however, are made directly to the Association.

Dues-paying members of the Association serve as Directors of the Foundation.

Reconstruction of the Foundation

At the 2018 Annual Meeting of WGA, the Executive Committee authorized pursuit of the Foundation's reinvention as an authentic philanthropic organization, supporting the Association through "charitable, scientific, literary, or educational" activities as countenanced under Section 501(C)(3) of the Internal Revenue Code. Pursuant to this direction, WGA engaged counsel and developed the attached draft comprehensive amendments to the Foundation's Articles of Incorporation and Bylaws. Salient features of the new draft governing documents follow:

- The Foundation Board would be composed of 3-9 individuals, appointed by the Association. Although there are no proposed restrictive qualifications to Board service, we anticipate that the Board would be composed of interested current and former Western Governors.

DRAFT

AMERICAN OVERSIGHT

- To maintain the Foundation's favorable tax status and reduce administrative burden, the Foundation would be "operated, supervised or controlled" by the Association.

- Management responsibilities would be invested in a President, appointed by the Board. Currently, the Executive Director of the Association serves as the Executive Director of the Foundation.

Implementation

Reconstruction of the Foundation will involve a 3-step process:

1. An affirmative vote to adopt the revised Articles and Bylaws.
2. Resignation of current directors from the Foundation Board.
3. Appointment of new Foundation Board members by the Association.

According to counsel, the Foundation may not adopt the new governing documents by ballot. Accordingly, we hope that a quorum of Foundation directors (9) will assemble at the WGA Winter Meeting in Hawaii to consider the proposal.

In the meantime, we encourage Governors to affirmatively resign as Directors of the Foundation Board to facilitate the Foundation's reinvention. Such resignation should be made effective immediately following the reorganization vote. A draft letter of resignation is attached for your reference and use. Governors who are interested in taking an active role in the Foundation may be reappointed to the Foundation Board at a later time.

Thank you for your attention to this important matter. Please contact me if you have any questions or require further information.

DRAFT

AMERICAN OVERSIGHT

[Date]

Mr. James D. Ogsbury
Executive Director
Western Governors' Foundation
1600 Broadway
Denver, Colorado 80202

Dear Mr. Ogsbury:

I hereby resign as a Director of the Western Governors' Foundation, effective December 14, 2018.

Sincerely,

DRAFT

AMERICAN OVERSIGHT

Title: To amend the River and Harbor Act of 1958, the Reclamation Safety of Dams Act of 1978, and the Nonindigenous Aquatic Nuisance Prevention and Control Act of 1990 to prevent the spread of invasive species in western waters, and for other purposes.

Be it enacted by the Senate and House of Representatives of the United States of America in Congress assembled,

SECTION 1. SHORT TITLE.

This Act may be cited as the "Preventing Invasive Species in Western Waters Act of 2018".

SEC. 2. WATERCRAFT INSPECTION ASSISTANCE.

(a) Corps of Engineers Watercraft Inspection.—Section 104 of the River and Harbor Act of 1958 (33 U.S.C. 610) is amended—

(1) by striking subsection (b) and inserting the following:

"(b) Authorization of Appropriations.—

"(1) IN GENERAL.—There is authorized to be appropriated $110,000,000 to carry out this section for each fiscal year, of which—

"(A) $30,000,000 shall be made available to carry out subsection (d)(1)(A)(i);

"(B) $30,000,000 shall be made available to carry out subsection (d)(1)(A)(ii); and

"(C) $30,000,000 shall be made available to carry out subsection (d)(1)(A)(iii).

"(2) CONTROL OPERATIONS.—Any funds under paragraph (1) used for control operations shall be allocated by the Chief of Engineers on a priority basis, based on the urgency and need of each area and the availability of local funds."; and

(2) in subsection (d)—

(A) by striking paragraph (1) and inserting the following:

"(1) IN GENERAL.—

"(A) WATERCRAFT INSPECTION STATIONS.—In carrying out this section, the Secretary shall establish, operate, and maintain new or existing watercraft inspection stations—

"(i) to protect the Columbia River Basin;

"(ii) to protect the Upper Missouri River Basin; and

"(iii) to protect the Arkansas River Basin.

"(B) LOCATIONS.—The Secretary shall place watercraft inspection stations under subparagraph (A) at locations, as determined by the Secretary in consultation with States within the areas described in subparagraph (A), with the highest likelihood of preventing the spread of aquatic invasive species at reservoirs operated and maintained by the Secretary.

AMERICA'S OVERSIGHT

"(C) RAPID RESPONSE.—The Secretary shall assist the States within the areas described in subparagraph (A) with rapid response to any aquatic invasive species, including quagga or zebra mussel, infestation."; and

(B) by striking paragraph (3)(A) and inserting the following:

"(A) the Governors of the States within the areas described in clause (i), (ii), or (iii) of paragraph (1)(A), as applicable;".

(b) Bureau of Reclamation Watercraft Inspection.—

(1) IN GENERAL.—The Reclamation Safety of Dams Act of 1978 is amended by inserting after section 5B (43 U.S.C. 509b) the following:

"SEC. 5C. WATERCRAFT INSPECTION.

"(a) Watercraft Inspection in Reclamation States.—

"(1) IN GENERAL.—Notwithstanding section 3, the Secretary of the Interior, acting through the Commissioner of Reclamation (referred to in this section as the 'Secretary'), shall provide financial assistance, including financial assistance to establish, operate, or maintain a watercraft inspection station, under this Act to a reclamation State [(as defined in section 4014 of the Water Infrastructure Improvements for the Nation Act (43 U.S.C. 390b note; Public Law 114–322))] or an aquatic invasive species control project to prevent the spread of aquatic invasive species into and out of reservoirs operated and maintained by the Secretary if the Secretary determines that the financial assistance is—

"(A) necessary;

"(B) in the interests of the United States; and

"(C) not inconsistent with the purposes of this Act.

"(2) NON-FEDERAL INSPECTION STATIONS.—The Secretary may provide financial assistance under paragraph (1) to a reclamation State for the reclamation State to establish, operate, or maintain a non-Federal watercraft inspection station.

"(b) Cost Share.—The non-Federal share of the cost of establishing, operating, and maintaining a watercraft inspection station (including a non-Federal watercraft inspection station) under subsection (a), including personnel costs, shall be—

"(1) not less than 50 percent; and

"(2) provided by the reclamation State, or a unit of local government in the reclamation State, in which the watercraft inspection station or other project is located.

"(c) Priority.—In providing financial assistance under subsection (a), the Secretary shall give priority to a reclamation State that demonstrates the capacity to fund the watercraft inspection station in accordance with subsection (b).

"(d) Coordination.—In carrying out this section, the Secretary shall consult and coordinate with—

"(1) each of the reclamation States [(as defined in section 4014 of the Water Infrastructure Improvements for the Nation Act (43 U.S.C. 390b note; Public Law 114-322))];

AMERICAN OVERSIGHT

"(2) affected Indian Tribes; and

"(3) the heads of appropriate Federal agencies.".

(2) CONFORMING AMENDMENT.—Section 3 of the Reclamation Safety of Dams Act of 1978 (43 U.S.C. 507) is amended by striking "section 5B" and inserting "sections 5B and 5C".

SEC. 3. WATERCRAFT INSPECTION AND DECONTAMINATION.

(a) Mandatory Inspection and Decontamination.—

(1) DEFINITION OF TASK FORCE AGENCY.—In this subsection, the term "task force agency" means any Federal agency the head of which is a member of the Aquatic Nuisance Species Task Force under section 1201(b) of the Nonindigenous Aquatic Nuisance Prevention and Control Act of 1990 (16 U.S.C. 4721(b)).

(2) MANDATORY INSPECTION AND DECONTAMINATION.—Each task force agency may, as appropriate, conduct mandatory inspections and decontamination of watercraft to limit the movement of aquatic nuisance species (as defined in section 1003 of the Nonindigenous Aquatic Nuisance Prevention and Control Act of 1990 (16 U.S.C. 4702)) into, out of, or across the waters of the United States.

(b) Aquatic Nuisance Species Task Force.—Section 1201(b) of the Nonindigenous Aquatic Nuisance Prevention and Control Act of 1990 (16 U.S.C. 4721(b)) is amended—

(1) in paragraph (6), by striking "and" at the end;

(2) by redesignating paragraph (7) as paragraph (8); and

(3) by inserting after paragraph (6) the following:

"(7) the Director of the National Park Service; and".

(c) Aquatic Nuisance Species Program.—Section 1202 of the Nonindigenous Aquatic Nuisance Prevention and Control Act of 1990 (16 U.S.C. 4722) is amended—

(1) in subsection (b)—

(A) in paragraph (5), by striking "and" at the end;

(B) in paragraph (6), by striking the period at the end and inserting "; and"; and

(C) by adding at the end the following:

"(7) not later than 90 days after the date of enactment of the Preventing Invasive Species in Western Waters Act of 2018, clarify the authority of each member of the Task Force to inspect watercraft and recommend legislative or regulatory changes to eliminate existing gaps in authorities between members of the Task Force to effectively manage and control the movement of aquatic nuisance species into, out of, and across ~~[Federal land and water/~~waters of the United States~~]~~.''; and

(2) in subsection (e)(1)—

(A) in the first sentence, by inserting ", infrastructure," after "environment"; and

AMERICAN OVERSIGHT

(B) in the second sentence, by inserting "(including through the use of watercraft inspection stations)" after "aquatic nuisance species".

AMERICAN OVERSIGHT

Section 1: Short Title

"Preventing Invasive Species in Western Waters Act of 2018"

Section 2: Watercraft Inspection Financial Assistance

U.S. Army Corps of Engineers: This section directs the Secretary to establish, operate, and maintain new or existing watercraft inspection stations to protect the Columbia River Basin, the Upper Missouri River Basin, and the Arkansas River Basin. It authorizes $30,000,000 to carry out this section, and directs the Secretary to place watercraft inspection stations at locations with the highest likelihood of preventing the spread of aquatic invasive species.

Bureau of Reclamation: This section amends dam safety statute to direct the Secretary of the Interior, through the Commissioner of Reclamation, to provide financial assistance to states to establish, operate, or maintain watercraft safety inspection stations when such invasive species control projects could prevent the spread of aquatic invasive species into and out of Bureau of Reclamation reservoirs. The financial assistance could include cost-share of up to 50%, to be matched with non-federal funds. Priority for financial assistance would pbe provided to reclamation States that have the capacity to fund watercraft inspection stations.

Section 3: Mandatory Watercraft Inspection Authority

This section provides each federal agency that is a member of the Aquatic Nuisance Species (ANS) Task Force with the discretionary authority to conduct mandatory inspection and decontamination of watercraft to limit the movement of ANS into and out of U.S. waters. This section adds the National Park Service as an explicit member of the ANS Task Force and updates the statute to clarify the role of watercraft inspection stations to protect federal infrastructure. Finally, this Section requires the Task Force to report back within 90 days on other legislative or regulatory changes that would eliminate existing gaps in authorities between Task Force agencies to effectively manage and control the movement of aquatic nuisance species.

AMERICAN OVERSIGHT

DRAFT – INTERNAL USE ONLY

WESTERN GOVERNORS' ASSOCIATION

Policy Resolution 2019-XX

Cybersecurity – VERSION 1

A. BACKGROUND

1. In the age of automation, digitization, big data, artificial intelligence, and machine-to-machine learning, the United States' capabilities to prevent, detect and respond to cyberattacks are of ever-growing importance to our society. The cybersecurity of our nation is an all-of-government and industry-wide endeavor.

2. Cybersecurity is especially imperative for critical infrastructure, which includes the nation's electric grid, energy resource supply and delivery chains, finance, communications, election systems, the chemical industry, commercial facilities, critical manufacturing, defense industrial base, emergency services, food and agriculture, government facilities, healthcare and public health, information technology, transportation, and water and wastewater systems.

3. Addressing cybersecurity needs across ~~these~~ critical infrastructure sectors ~~and others~~ is further complicated by the increasing interdependency and interconnectedness of our nation's data systems to myriad of non-critical infrastructure systems and ~~the~~ a dynamic threat environment. Effective cybersecurity ~~regimes~~ programs require strategic and functional relationships and information-sharing between federal, state and local levels of government, and the public and private sectors.

4. The cybersecurity of their states and the nation is a high priority of Western Governors. State governments are responsible for securing public networks, the state's digital assets, and citizen data, as well as coordinating their cybersecurity efforts with federal agencies and potentially-affected private entities (e.g., utilities, financial institutions, transportation, and health). Governors lead efforts to plan and implement state cybersecurity programs, respond to cyberattacks, and investigate intrusions.

~~4.~~5. State election systems remain targets of foreign interference. As Governors, we remain committed to protecting our states' election systems. There is nothing more fundamental to the enduring success of our American democracy, and we take seriously our responsibility to protect the integrity and security of our elections. This is an imminent national security threat that transcends party lines. This is a matter of protecting and preserving fair elections—the underpinning of our democracy.

~~5.~~6. The Office of Management and Budget and Department of Homeland Security (DHS) May 2018 Federal Cybersecurity Risk Determination Report and Action Plan concluded that 71 of 96 federal agencies are at risk or high risk of cyber intrusions. It also determined that federal agencies are not equipped to determine how threat actors seek to gain access to their information. This deficiency results in ineffective allocations of the agencies' limited cyber resources.

Commented [BB1]: 9/17 Work Group Call. Attendees: WA. Discussed WA edits shown below.
9/24 Work Group Call: No attendees. WA provided feedback/edits on draft.
10/1 Work Group Call: No attendees.
10/2-10/3: WA and ND provided additional edits.
10/4 SAC Call: Shared V1 and broadly discussed resolution. There are no additional work group calls planned at this time. Attendees: Ak, CO, HI, ID, NM, NV, OR, SD, UT, WA, WY.

Commented [BB2]: 10/2: ND edits.

Commented [BB3]: 10/2: ND edits.

Commented [BB4]: 10/3: WA edition.

AMERICAN OVERSIGHT

NV-DA-20-0615-A-006926

~~6.~~7. Currently, there is a severe deficit of cyber workers, especially in government. Our nation cannot defend itself without a well-trained, experienced cyber workforce. The ~~private and~~ public sector~~s~~ must dedicate resources to cybersecurity education, training, and recruitment programs and encourage the private sector to do the same through effective policy.

Commented [BB5]: 9/17: WA edit.

B. GOVERNORS' POLICY STATEMENT

~~1.~~ Western Governors urge Congress to improve coordination of congressional oversight and legislative activity on cybersecurity. The federal government has a responsibility to provide adequate funding for states to meet election security needs. Western Governors encourage Congress and the Administration to work cooperatively with states in developing election security legislation and mandates, and to fully fund implementation.

Commented [BB6]: 10/3: WA edit.

~~2.~~1.

~~3.~~2. Federal agencies must engage in early, meaningful, substantive, and ongoing consultation with Governors or their designees on all aspects of cybersecurity. The federal government must also continue to clarify the roles and responsibilities of federal agencies in preventing, preparing for, and responding to cyberattacks. Centralized authority, points of contact, and formalized communication pathways are necessary to address increasingly complex threats. In addition, these pathways must occur at each level within government and other organizations.

Commented [BB7]: 9/24: Based on WA suggestion.

~~4.~~3. The increasing number and inconsistency of federal security regulations puts an unnecessary burden on state governments and is an inefficient use of often-constrained security resources. The federal government should establish a working group with representatives from states and federal agencies, as well as restore the position of the White House cybersecurity coordinator, to harmonize disparate agency regulations.

Commented [BB8]: 9/17: WA edit.

~~5.~~4. Western Governors recommend that the federal government continue the DHS State, Local, Tribal, and Territorial Engagement Program, which provides cybersecurity risk briefings and resources to Governors and other officials. The Governors also support DHS's Office of Cybersecurity and Communications, with which state chief information officers regularly interact.

~~6.~~5. The National Institute for Standards and Technology (NIST) Cybersecurity Framework and other standards can facilitate effective, consistent, and risk-based decision-making in government and industry. Real-world simulations of attacks on critical infrastructure are essential to prepare our nation for potential threats.

~~7.~~6. The federal government should use the full range of economic tools, including travel and financial sanctions, to deter cyberattacks organized or supported by nation-states.

~~8.~~7. The public and private sectors must take steps to mitigate global supply chain risks (e.g. installation of malicious software or hardware). Government and industry should also increase the cybersecurity awareness of government and private employees through training and education.

~~9.~~8. The Administration should propose, and Congress should provide, long-term authorization and sufficient appropriations for high-quality cybersecurity education and workforce development programs to grow and sustain the cybersecurity workforce. The federal government should

AMERICAN OVERSIGHT

also expand the CyberCorp: Scholarship for Service program and continue to support educational initiatives, such as NIST's Initiative for Cybersecurity Education and National Centers of Academic Excellence in Cyber Defense.

~~10.~~9. Western Governors support policies that incentivize the private sector to improve cybersecurity and share information regarding cyber threats as early as possible, including policies to improve access to information or create common standards for information-sharing. The federal government should emphasize the benefits of information-sharing, while alleviating private sector concerns with this essential communication. The federal government and states should continue to investigate liability protections, such as safe harbor provisions, for entities that report cyber intrusions.

~~11.~~10. Our nation requires innovation in detecting, preventing, and responding to continually-evolving cyber threats. More research is required to understand the use of blockchain and encryption by perpetrators and its utility for defense against cyber threats, and address vulnerabilities of other emerging technologies, including connected vehicles and Internet of Things devices. The federal government should provide funding and technical assistance for these and other types of cybersecurity research and development.

C. GOVERNORS' MANAGEMENT DIRECTIVE

1. The Governors direct WGA staff to work with congressional committees of jurisdiction, the Executive Branch, and other entities, where appropriate, to achieve the objectives of this resolution.

2. Furthermore, the Governors direct WGA staff to consult with the Staff Advisory Council regarding its efforts to realize the objectives of this resolution and to keep the Governors apprised of its progress in this regard.

Commented [BB9]: 9/24: Based on WA suggestion.

DRAFT

AMERICAN OVERSIGHT

WGA CONGRESSIONAL ACTION REPORT

House 2018 Calendar here / Senate 2018 Calendar here

October 1-5, 2018

Reporting of action posted through 8 a.m. ET, October 5, 2018

This weekly report tracks the work of the U.S. House of Representatives and U.S. Senate, with particular emphasis on Committees covering issues of significance to the Western Governors' Association. It is published on weeks when one or both Congressional chambers are in session.

U.S. HOUSE OF REPRESENTATIVES

The House is in recess until after the 2018 elections. The current continuing resolution will keep the government open through Dec. 7, 2018.

U.S. SENATE

Confirmations:

- Pending Votes Friday/Weekend: Brett Kavanaugh - SCOTUS Associate Justice

Legislative Action:

- H.R. 4921 - STB Information Security Improvement Act
- H.R.302 - Long-Term FAA Extension *(motion to concur)*
- H.R.6 - Opioids *(motion to concur)*
- H.R. 3359 - Cybersecurity and Infrastructure Security Agency Act of 2017 *(with amendment)*

AMERICAN OVERSIGHT

Senate Agriculture Committee

Majority:

- Statement: "*NAFTA Renegotiation.*" October 1, 2018 – Roberts statement.

Minority:

- No activity reported this week.

Senate Appropriations Committee

Majority:

- No activity reported this week.

Minority:

- No activity reported this week.

Senate Commerce, Science and Transportation Committee

Majority:

- Press Release: "*Thune and Nelson Praise Passage of Five-Year FAA Legislation with Transportation Security Reforms.*" October 3, 2018 – release.
- Hearing: Full Committee – "*Implementation of Positive Train Control*." October 3, 2018 – hearing details/video.
- Hearing: Subcommittee on Consumer Protection, Product Safety, Insurance, and Data Security – "*Protecting U.S. Amateur Athletes: Examining Abuse Prevention Efforts Across the Olympic Movement.*" October 3, 2018 – release.
- Hearing: Full Committee – "*Broadband: Opportunities and Challenges in Rural America*." October 4, 2018 – hearing details/video.
- Press Release: "*Committee Announces Second Data Privacy Hearing*." October 4, 2018 – release.

Minority:

- No activity reported this week.

AMERICAN OVERSIGHT

Senate Energy and Natural Resources Committee

Majority:

- Press Release: "*Senate Passes Bill to Strengthen National Earthquake Resilience Program*." October 1, 2018 – release.

- Markup: "*Full Committee – Lengthy List of 40 Land Designation, BOR, Forestry Measures (see list here).* October 2, 2018 – release and markup details.

Minority:

- Press Release: "*Cantwell Secures Major Win for Outdoor Recreation and Conservation, LWCF."* October 2, 2018 – release.

Senate Environment and Public Works Committee

Majority:

- Hearing: Full Committee – "*Oversight of EPA's Implementation of Sound and Transparent Science in Regulation."* October 3, 2018 – hearing details/video.

Minority:

- Press Release: "*Carper Blasts EPA's Decision to Weaken Mercury and Air Toxics Standards."* October 1, 2018 – release.

- Statement: "*Passage of Long-Term Aviation Infrastructure Funding*." October 3, 2018 – Carper statement.

- Statement: "*EPA Must Use Best Available Science to Protect Public Health and the Environment."* October 3, 2018 – Carper statement.

Senate Finance Committee

Majority:

- Hearing: Full Committee – "*Nomination of Andrew Saul (Social Security Commissioner)."* October 2, 2018 – Hatch statement and markup details/video.

- Press Release: "*Senate Passes Major Opioids Legislation*." October 3, 2018 – release.

Minority:

AMERICAN OVERSIGHT

- Statement: *"NAFTA Agreement."* October 1, 2018 – Wyden statement.

- Statement: "*Hearing to Consider Nomination of Andrew Saul as Social Security Commissioner."* October 2, 2018 – Wyden statement.

- Statement: "*Trump Tax Returns*." October 3, 2018 – Wyden statement.

- Press Release and Letter: "*Wyden Calls for IRS to Investigate Allegations of Trump Family Tax Fraud."* October 3, 2018 – release and letter.

Senate Homeland Security and Governmental Affairs Committee

Majority:

- Hearing: Full Committee – "*Nominations of Steven Dillingham (Director of Census) and Michael Kubayanda (Commissioner, USPS)."* October 3, 2018 – hearing details/video.

- Press Release: "*Johnson Legislation Addressing Drones, Disaster Recovery Included in FAA Reauthorization*." October 3, 2018 – release.

- Press Release: "*Johnson-Backed Legislation to Establish DHS Cybersecurity Agency Passes Senate."* October 3, 2018 – release.

Minority**:**

- No activity reported this week.

Senate Indian Affairs Committee

Majority:

- Markup: Full Committee – "*Navajo Utah Water Rights Settlement Act of 2017 (S. 664) and Repeal of Section 2141 of the Revised Statutes to Remove the Prohibition on Certain Alcohol Manufacturing on Indian Lands (H.R. 5317)."* October 3, 2018 – release and markup details/video.

- Hearing: Full Committee – "*GAO Reports Relating to Broadband Internet Availability on Tribal Lands."* October 3, 2018 – release and hearing details/video.

Minority:

- Press Release: "*Udall, Senate Democrats Introduce Native American Voting Rights Act*." October 3, 2018 – release.

AMERICAN OVERSIGHT

Senate Judiciary Committee

Majority:

- Press Release: *"Ford 'Wasn't Clear' Committee Offered CA Interview in Lieu of Public Washington Hearing."* October 2, 2018 – release.
- Press Release: "*Judiciary Committee Receives Statement Regarding Swetnick Allegations."* October 2, 2018 – release.
- Statement: "*Supplemental FBI Background Investigation*." October 2, 2018 – Grassley statement.
- Hearing: Constitution Subcommittee – "*Threats to Religious Liberty Around the World."* October 2, 2018 – hearing details/video.
- Hearing: Subcommittee on Antitrust, Competition Policy and Consumer Rights – "*Oversight of the Enforcement of Antitrust Laws."* October 3, 2018 – hearing details/video.
- Press Release: "*More Declarations to Judiciary Committee About SCOTUS Nomination*." October 3, 2018 – release.
- Press Release: "*Senate Judiciary Committee Receives Supplemental Background Investigation File on Kavanaugh Nomination."* October 4, 2018 – release.
- Press Release: "*Grassley: With FBI Work Complete, It's Time to Vote*." October 4, 2018 – release.

Minority:

- Press Release: "*Senate Democrats: FBI Must Investigate All Three Credible Allegations of Sexual Assault Against Judge Brett Kavanaugh*." October 1, 2018 – release.
- Statement: "*Blasey-Ford Letter*." October 1, 2018 – Feinstein statement.
- Statement: "*Appalling GOP Attacks on Sexual Assault Survivors*." October 3, 2018 – Feinstein statement.
- Statement: "*Investigation Not Credible Without Ford, Kavanaugh Interviews."* October 3, 2018 – Feinstein statement.
- Press Release: "*Missing Witnesses, Constraints Undermine FBI's Kavanaugh Investigation."* October 4, 2018 – release.
- Statement: "*FBI Investigation: Incomplete, Limited*." October 4, 2018 – Feinstein statement.

AMERICAN OVERSIGHT

Western Governors' Association
2018 Winter Meeting
December 10-13, 2018 | Hawai'i

Governors' Draft Agenda
(subject to change)

NOT FOR PUBLIC DISTRIBUTION

Dress for meeting is business casual.
Hawaiian Island attire is also welcome and suggested for all evening events.

Monday, December 10, 2018

1:00 – 5:00 p.m.	**Early Registration Open**
5:30 – 7:00 p.m.	**Governors' Reception with WGA Chairman-level and Platinum-level Sponsors, VIPs and Governors' Staff** **Governors-elect and staff welcome*
7:00 – 9:00 p.m.	**Private Dinner – Governors & First Spouses** **Governors-elect welcome; no staff*

Tuesday, December 11, 2018

8:00 a.m. – 5:00 p.m.	**Registration Open**
8:00 – 9:30 a.m.	**Chairman Sponsor Breakfast with WGA Chair Governor David Ige and Vice Chair Governor Doug Burgum** **All Governors, Governors-elect, Spouses, and staff welcome (attendance optional)*
8:00 – 11:00 a.m.	**Open Time for Governors to Schedule Private Meetings**
8:30 – 11:30 a.m.	**Staff Advisory Council Meeting**
11:00 a.m. – 12:30 p.m.	**First Spouse Brunch**

DRAFT

AMERICAN OVERSIGHT

11:00 – 11:30 a.m.	**WGA Executive Committee Meeting** **No staff*
11:30 a.m. – 12:30 p.m.	**Governors' Private Lunch Meeting** **One staff per Governor; Governors-elect and staff welcome*
12:30 – 1:00 p.m.	**Governors' Group Photo and Press Conference**
1:00 – 1:45 p.m.	**Welcome and Opening Remarks** Jim Ogsbury, WGA Executive Director Governor David Ige, WGA Chair
1:45 – 2:15 p.m.	**Keynote I : Nainoa Thompson** The first Hawaiian to practice the ancient Polynesian art of navigation since the 14th century, **Nainoa Thompson** piloted the double-hulled canoes Hokuleʻa and Hawaiʻiloa from Hawaiʻi to island nations in Polynesia without the aid of western instruments. The President of the Polynesian Voyaging Society will share the cultural significance of the canoes' travels around the globe.
2:15 – 3:00 p.m.	**Roundtable I: Chair's Initiative – Western Governors' Biosecurity and Invasive Species** WGA Chair and Hawaii **Governor David Ige** will moderate a session featuring the Governors and invited guests discussing the threats that invasive species pose to the West, and the role that biosecurity plays in addressing those risks.
3:00 – 3:30 p.m.	**Keynote II: TBD**
3:30 – 4:30 p.m.	**Roundtable II: Harnessing the Power of Outdoor Recreation** Leaders of state offices of outdoor recreation will discuss how their offices are leveraging the fast-growing industry to spur economic growth and invigorate local communities. Panelists: **Tom Adams**, Utah Office of Outdoor Recreation; **Luis Benitez**, Colorado Outdoor Recreation Industry Office; **Domenic Bravo**, Wyoming Outdoor Recreation Office & State Parks; **Rachel VandeVoort**, Montana Governor's Office of Outdoor Recreation.

DRAFT

AMERICAN OVERSIGHT

5:00 – 7:00 p.m.	**Opening Reception** Governors, Governors-elect, Spouses and All Attendees

Wednesday, December 12, 2018

8:00 a.m. – 5:00 p.m.	**Registration Open**
8:00 – 9:00 a.m.	**Private Breakfast - Governors and Spouses** **Governors-elect and spouses welcome; No staff*
9:15 – 9:45 a.m.	**Keynote III & Conversation with Secretary of Agriculture Sonny Perdue** The Secretary of Agriculture will discuss policy issues of significance to Hawaii and the West, followed by a public conversation with the Western Governors.
9:45 – 10:00 a.m.	**Keynote IV: U.S. Secretary of Veterans Affairs, Robert Wilkie** The Secretary of Veterans Affairs will discuss policy issues of significance to Hawaii and the West, then join the following roundtable discussion.
10:00 – 10:45 a.m.	**Roundtable III: Helping Veterans Move from "Jobs" to "Careers"** Veterans have the skills in demand for today's economy, but obstacles remain to translating that experience to the civilian workforce. Secretary of Veterans Affairs **Robert Wilkie** and invited guests will share ideas and have a conversation with the Governors on how to help veterans embark on meaningful careers that maximize the potential of this talented pool of workers.
10:45 – 11:15 a.m.	**Keynote V: Henk Rogers** Henk Rogers became a video game legend when he brought Tetris to the West in the '80s. The Dutch-born entrepreneur, who now lives in Hawaii, established the Blue Planet Foundation, which worked to gain approval for the 2015 bill that directed state utilities to generate 100 percent of their electricity sales from renewable sources by 2045.

DRAFT

AMERICAN OVERSIGHT

11:15 a.m. – 12:15 p.m.	**Roundtable IV: Renewable Energy Integration and Technology** Panelists will examine tools and strategies to balance the variable power provided by wind and solar in Hawaii and the West, and how to ensure reliability in the face of a changing resource mix. Panelists**: James P. Griffin**, Hawai'i Public Utilities Commission; **Stacey Crowley**, California Independent System Operator; **Jim Robb**, North American Electric Reliability Corporation; **Dave Lock**, Tri-State Generation and Transmission Association.
12:15 – 1:15 p.m.	**Lunch – all attendees**
1:00 – 5:00 p.m.	**Local Tours/Activities** *(optional)* **or Afternoon at Leisure**
6:00 – 7:00 p.m.	**Governors' Reception with WGA Sponsors and VIPs** **Governors-elect and staff welcome*
7:00 – 9:00 p.m.	**Hawaiian Luau Dinner Reception** *All Attendees*

Thursday, December 13, 2018

8:00 – 11:30 a.m.	**Registration Open**
8:15 – 9:15 a.m.	**Governors' Breakfast with WGA Sponsors** **Governors-elect and staff welcome*
9:30 – 10:00 a.m.	**Keynote VI & Conversation with U.S. Administrator Linda McMahon, Small Business Administration** The Administrator will discuss policy issues of significance to Hawaii and the West, including disaster assistance and workforce development, followed by a public conversation with the Western Governors
10:00 – 10:45 a.m.	**Roundtable V: Social Determinants and Western Health Care** Health care experts will look at how the places we live, work and play affect health risks and outcomes, and some of the unique challenges facing western states in promoting healthy lifestyles.

DRAFT

AMERICAN OVERSIGHT

10:45 – 11:45 a.m.	**Governors' Conversation: Riding into the Sunset** Western Governors nearing the end of their time in office reflect on lessons they have learned and their hopes for the future of their states and the western region.
11:45 a.m. – Noon	**Update: Governors' Policy and Business Session** Vice Chair, North Dakota Doug Burgum, will offer an update on WGA resolutions and other business.
Noon	**Closing Remarks – Governor David Ige**

DRAFT

AMERICAN OVERSIGHT

Stephanie M. Klapstein

From: Sherry Wagner <swagner@renolandinc.com>
Sent: Wednesday, August 29, 2018 1:02 PM
To: Tom Merschel; Chip Bowlby; capeterson@washoecounty.us; cwestom@washoecounty.us; jcarr@ndep.nv.gov; glovato@ndep.nv.gov; 'cchisum@woodrodgers.com'; Andy Durling; karmstong@ag.nv.gov; Claudia Hanson(hansonc@reno.gov); Janelle Thomas; fred@bates-homes.com; Tim Cronin; Brad Smith; rmedeiros@btreno.com; 'mrotter@manhard.com'; Foree, Mark; William McKean; Tray Palmer; Fred Bates(fbates@bpi4.com); scrano@puc.nv.gov; tcordova@puc.nv.gov
Subject: West Reno Water - Bates Properties - CofO's

Importance: High

All – please be advised that an all hands meeting is scheduled to discuss the West Reno Water – Bates Properties – CofO urgent issues.

Date: September 4, 20018 (Tuesday)
Time: 9:00 – 11:00 am
Location: City of Reno
6th Floor – Large Conference Room

Should this not fit your schedule please advise as soon as possible.

Best regards,

RL RENO LAND INC.
Sherry A. Wagner
Vice President of Operations
6001 Talbot Lane
Reno, Nevada 89509
(D) 775-432-7117
(F) 775-800-1174
(C) 775-434-4375
swagner@renolandinc.com
http://www.renolandinc.com

AMERICAN OVERSIGHT

NV-DA-20-0615-A-006939

Stephanie M. Klapstein

From: Ryan McGinness <ryan@nevadadc.org>
Sent: Monday, February 12, 2018 4:30 PM
To: Mike Willden; Mari N. St. Martin; Christina Davis; Pam Robinson; Andrew Clinger; Katie Reynolds; Tyler Klimas
Subject: WH Invite: Opportunity Zones

Gov has been invited to a small event at the WH with POTUS on WEDNESDAY at 215p re: opportunity zones.

OZ was a program created by tax reform to allow govs to designate census tracts in their states for private investment in affordable housing and other similar projects. I know CJ has been working on it - copying Tyler who has been talking with her about it.

WH knows it's short notice and he'd need to be on a plane tomorrow eve at the latest to make it work. LMK.

Ryan McGinness | Sent Wirelessly

AMERICAN OVERSIGHT

Stephanie M. Klapstein

From: Michael Grass <hello@e.routefifty.com>
Sent: Wednesday, June 13, 2018 11:01 AM
To: Mark Hutchison
Subject: What U.S. Mayors Talked About in Boston + More From This Week

Problems viewing? View as a web page



Route Fifty Editor's Picks

Good day,
For this week's *Route Fifty* Editor's Picks, I'm highlighting some our coverage from the **U.S. Conference of Mayors 86th Annual Meeting**, which wrapped up this week in Boston, including stories about how **mayors need to take proactive steps to ensure low-income residents benefit from the federal tax overhaul**; mayors learning about how to **improve communications with younger constituents**; the **wise words from Columbia, S.C. Mayor Steve Benjamin** welcoming his fellow mayors; and **how the mayors of Baltimore and Seattle are trying to ease their respective city's housing crisis**.

Thanks for reading,

— **Michael Grass**
Executive Editor, *Route Fifty*
Government Executive Media Group



Whether Opportunity Zones Help Low Income Residents May Fall On Mayors

AMERICAN OVERSIGHT

MITCH HERCKIS | City leaders are faced with how to prepare for a major economic development opportunity “with very few guardrails at the federal level.”

Mayors Get a Crash Course on What Resonates With Millennials

BILL LUCIA | A polling guru offered the city leaders advice on how to communicate with younger constituents.

Brought to you by Tableau

IT Priorities for State Governments in 2018

In their State of the State addresses, only five governors mentioned the looming topic of cybersecurity. But security and risk management is a top priority for state government IT leaders, who gathered in Baltimore in April for the National Association of State Chief Information Officers Midyear Conference. This special report looks at what’s leading the state government IT agenda this year, including recent Route Fifty stories from Georgia and Oregon.

Read More

‘You Cannot Pull Yourself Up By Your Bootstraps If You Have No Boots At All’

MICHAEL GRASS | STATE AND LOCAL ROUNDUP | California announces major illegal fireworks bust; Minneapolis’ public records challenge … Iowa’s honeybees make comeback … and Portland’s recycling struggles.

Seattle, Baltimore Take on the Housing Affordability Crisis

DAVE NYCZEPIR | The former has houses selling for $820,000 on average, while the latter is saddled with about 16,500 boarded up homes.

ROUTE FIFTY // CUSTOMER SERVICE // CONTACT US // PRIVACY POLICY // UNSUBSCRIBE

This message was sent from Route Fifty to mhutchison@ltgov.nv.gov. You have been sent this email because of your subscription with Route Fifty. Note: It may take our system up to two business days to process your unsubscribe request and during that time you may receive one or two more newsletters. Thank you for reading Route Fifty.

AMERICAN OVERSIGHT

NV-DA-20-0615-A-006942



AMERICAN OVERSIGHT

Stephanie M. Klapstein

From: Deere, Judd P. EOP/WHO <Judson.P.Deere@who.eop.gov>
Sent: Thursday, April 19, 2018 8:20 AM
To: Deere, Judd P. EOP/WHO
Subject: WTAS: Support for the Trump Administration's Approval of Opportunity Zones

This went out yesterday but wanted to make sure you all received it.

From: White House Press Office <whitehouse-noreply@messages.whitehouse.gov>
Sent: Wednesday, April 18, 2018 4:44 PM
To: Deere, Judd P. EOP/WHO <Judson.P.Deere@who.eop.gov>
Subject: WTAS: Support for the Trump Administration's Approval of Opportunity Zones

THE WHITE HOUSE
Office of the Press Secretary

FOR IMMEDIATE RELEASE
April 18, 2018

WHAT THEY ARE SAYING:
SUPPORT FOR THE TRUMP ADMINISTRATION'S APPROVAL OF OPPORTUNITY ZONES

Senators

Senate Majority Leader Mitch McConnell (R-KY): "Today's Opportunity Zones announcement is another reason why tax reform is good for Kentucky families and our state's economy. Opportunity Zones will breathe new life into struggling communities left behind by Obama-era policies. From coal country to farming communities and everywhere in between, overregulation was holding our economy and our workers short of their full potential. We are getting the government's foot off the brake and letting the economy flourish."

Sen. Cory Gardner (R-CO): "Now that this legislation has been signed into law and the state of Colorado has submitted its Opportunity Zone proposals, we are close to seeing this major benefit from the Tax Cuts and Jobs Act begin to encourage needed growth in areas that have gone too long without it. Soon the United States Treasury Department will certify the Opportunity Zones and then investors will begin using the new tax provisions to invest in underserved communities and create opportunities for more Coloradans. This could mean a new timber plant in the San Luis Valley, a new small business on the Western Slope, or an agriculture processing plant on the Eastern Plains. Struggling communities in both urban and rural parts of the state will benefit."

Sen. Rand Paul (R-KY): "As a leading voice and long-time advocate for lowering the tax rate in low-income communities to spur economic development, I am pleased that Kentucky will be benefiting from the newly created Opportunity Zones. I look forward to the positive results of this initiative to incentivize more business investments to locate in these areas and provide more jobs and opportunities."

Sen. Roy Blunt (R–MO): "The Opportunity Zones program will help spur new investments in communities where they're needed most. By bringing investment incentives to underserved areas, the program will help create more jobs, drive economic growth, and improve the quality of life for families across our state. The Opportunity Zones program is another example of how tax reform is directly

AMERICAN OVERSIGHT

benefitting Missourians, and turning the page on years of slow growth and stagnant wages. I'm proud to support this program, and I'll keep working to advance pro-growth policies that will help more hardworking families get ahead."

Sen. Deb Fischer (R-NE): "For the past two weeks, I've been traveling across Nebraska and hearing about the positive proceeds from tax reform. Nebraskans are excited; they have more money in their pockets and many businesses are raising wages and giving workers bonuses. The designation of these 44 opportunity zones is another good result of the Tax Cuts and Jobs Act, which helps continue the pattern of economic growth in our local communities."

Sen. Ben Sasse (R-NE): "Nebraskans believe in dignity and in community. We want to see every neighborhood succeed and we want to tackle poverty with opportunity. Washington has a long way to go but Congress took an important step by including Opportunity Zones in the Tax Cuts and Jobs Act. It's simple: we want to celebrate the American Dream in every zip code by expanding investments in economically distressed communities."

Governors

Governor Doug Ducey (R-AZ): "We applaud this federal initiative to stimulate economic development in low-income areas. Ensuring opportunity for all Arizonans has been a focus of my administration. Arizona's economy is thriving, and we are excited to see how Opportunity Zones will build on our effort."

Governor John Hickenlooper (D-CO): "Colorado's opportunity zones can help create momentum in communities that need a little boost in their economic recovery efforts. We owe it to these areas of the state to take advantage of every potential incentive. Hopefully we will see significant dividends in the future."

Governor C.L. "Butch" Otter (R-ID): "This is a great way to drive more capital investment toward Idaho neighborhoods and communities that aren't benefiting as they should from our statewide economic growth. There are no real strings attached to this market-driven tax treatment by the feds. Nobody is dictating the kind of investments the locals should pursue to promote their own prosperity."

Governor Matt Bevin (R-KY): "The Opportunity Zones approved today by the U.S. Department of the Treasury provide one more reason for companies and businesses to consider locating in Kentucky. Kentucky will maximize this golden chance to attract economic development projects to communities most in need across the commonwealth, and the Kentucky Opportunity Zone Initiative will strengthen and rebuild both rural and urban areas. Whether along the Mississippi River in West Kentucky, throughout West Louisville's neighborhoods, or in the heart of Appalachia, these zones will spur investment, growth and community development."

Governor Charlie Baker (R-MA): "Our administration is committed to helping cities and towns in Massachusetts unlock opportunity for private investments and economic growth. This program will allow municipalities across the Commonwealth to work collaboratively with investors to pursue developments that address their individual and community needs."

Governor Rick Snyder (R-MI): "These zones have the potential to help Michiganders take advantage of the full economic development potential in all corners of the state. This is a unique opportunity for investors and promising news for eligible communities."

Governor Phil Bryant (R-MS): "Opportunity Zones in Mississippi will attract significant private sector investment, help grow our state's economy and create new jobs. This program is another business advantage existing industries and new companies will find in our state."

Governor Pete Ricketts (R-NE): "Thanks to the Tax Cuts and Jobs Act, 20 communities across Nebraska now have another tool to help attract new investment and job opportunities. This announcement builds on the positive news we've seen from companies from Nelnet to Wal-Mart, who are reinvesting their tax cuts

AMERICAN OVERSIGHT

into their workforce through higher wages and bonuses. None of this would have been possible without the great work of Nebraska's federal delegation, which unanimously supported the tax relief bill."

Governor Phil Murphy (D-NJ): "I'm pleased the Treasury Department has accepted all 169 sites I proposed last month for designation as Opportunity Zones. Now, these cities and towns will have additional means to generate economic growth throughout their respective communities and, more importantly, create economic opportunities for their residents."

Governor Mary Fallin (R-OK): "I appreciate our partnership with the U.S. Department of Treasury in making these designations. The creation of federal opportunity zones will bring new and unique opportunities to both investors and Oklahoma communities. Investors have different projects in which they are willing to invest their capital, and it is our intent to provide them with a range of opportunities. With the potential investments in these areas, we hope that poverty will be reduced, our communities will see revitalization, and that the investments will spur job creation. I also want to acknowledge the Oklahoma Department of Commerce for its work in coordinating this effort."

Governor Scott Walker (R-WI): "With our newly designated Economic Opportunity Zones, Wisconsin's thriving businesses will have a new opportunity to invest in their neighbors and help our local communities. Right now, more people are employed in our state than ever before in our history, and Wisconsin is at near record lows for unemployment. These recommendations reach communities across our state – urban, rural, and tribal – that are positioned for strong and sustained growth."

Governor Ricardo Rosselló (D-PR): "These zones are created to foster investment in the nation's disadvantaged communities. New investments in Opportunity Zones can receive preferential tax treatment, which will, in turn, be a boost to our economy."

Governor Kenneth Mapp (I-VI): "These new incentives can help us attract new investments in hotel development, retail businesses and industry in our most underserved communities and can also help those looking to rebuild after the hurricanes."

State Leaders & Officials

Colorado Department of Local Affairs Executive Director Irv Halter: "The Department of Local Affairs was eager to be a part of the Opportunity Zone program promoting economic development and assistance in distressed communities. The ability to provide affordable housing and economic growth to underserved populations, allows us to strengthen Colorado communities."

Colorado Office of Economic Development and International Trade Director of Business Funding and Incentives Jeff Kraft: "By working closely with local communities and investors and balancing need along with potential opportunity, we've selected areas of the state that are ripe for meaningful investment."

Idaho Department of Commerce Director Bobbi-Jo Meuleman: "As the lead economic development agency for the State, I am excited about the potential this program could have in stimulating new investments across all areas of Idaho."

Kentucky Cabinet for Economic Development Secretary Terry Gill: "Through the Kentucky Opportunity Zone Initiative, we want to bring all our cabinet's resources and knowledge to the table and partner with communities to take full advantage of these designations. Success in this initiative will improve the long-term economic wellbeing of individuals and communities within these zones across the commonwealth."

Kentucky Cabinet for Economic Development Executive Officer Vivek Sarin: "We see unparalleled prospects that can develop from this initiative, so we're working to ensure Kentucky's Opportunity Zones stand out as the most competitive and attractive in the nation."

Kentucky Senate President Robert Stivers (R): "With the designation of these new Opportunity Zones, communities most in need across our commonwealth will have a means to attract investments that create

AMERICAN OVERSIGHT

NV-DA-20-0615-A-006946

jobs, build infrastructure and increase both tax local revenue and overall economic prosperity. The Kentucky Opportunity Zone Initiative holds the promise of creating a significant and widespread positive impact for Kentuckians. I look forward to the development of these Opportunity Zones and the long-term prosperity they will bring to our state."

Kentucky House Speaker Pro Tempore David Osborne (R): "Through these federal designations, the Kentucky Opportunity Zone Initiative can attract capital investments for a broad range of development projects. What this means is lower-income and distressed communities in Opportunity Zones across Kentucky stand to see new jobs created and their economies significantly improved through a variety of potential commercial, industrial, housing, infrastructure and other investment projects."

Michigan State Housing Development Authority Executive Director Earl Poleski: "The benefits can be combined with other incentives such as New Market Tax Credits (NMTC), Low-Income Housing Tax Credit (LIHTC) and historic rehabilitation tax credit, adding a valuable tool for economic and community development."

Mississippi Development Authority Executive Director Glenn McCullough, Jr.: "Global companies know the advantages of the state's productive workforce coupled with our superior business climate. By adding Qualified Opportunity Zones, investing in Mississippi becomes an even more logical business decision for companies looking to locate or expand in our state."

Nebraska Department of Economic Development Director Dave Rippe: "We would like to thank our federal delegation for their work in passing the Tax Cuts and Jobs Act, which made the opportunity zones program a reality. We're eager to begin working with our communities to harness this program to its full potential to grow Nebraska. We also appreciate the support of the numerous local leaders who submitted program applications. Their commitment to the economic well-being of their communities is an invaluable asset to our state."

Oklahoma Native American Affairs Secretary Chris Benge: "We are pleased with the representation in the tribal nations. These tracts will provide a range of opportunities for investors to collaborate with many of the tribal nations and the state of Oklahoma."

Oklahoma Department of Commerce and Tourism Secretary Deby Snodgrass: "Our expectation is that the benefit from these designations will spill over into other census tracts, and will impact development and incomes in nearby neighborhoods as well."

###

AMERICAN OVERSIGHT

NV-DA-20-0615-A-006947

Stephanie M. Klapstein

From: Milken Institute <events@milkeninstitute.org>
Sent: Tuesday, January 02, 2018 9:23 PM
To: Daniel Schwartz
Subject: You Are Invited to Our MENA 2018 Summit

View web version

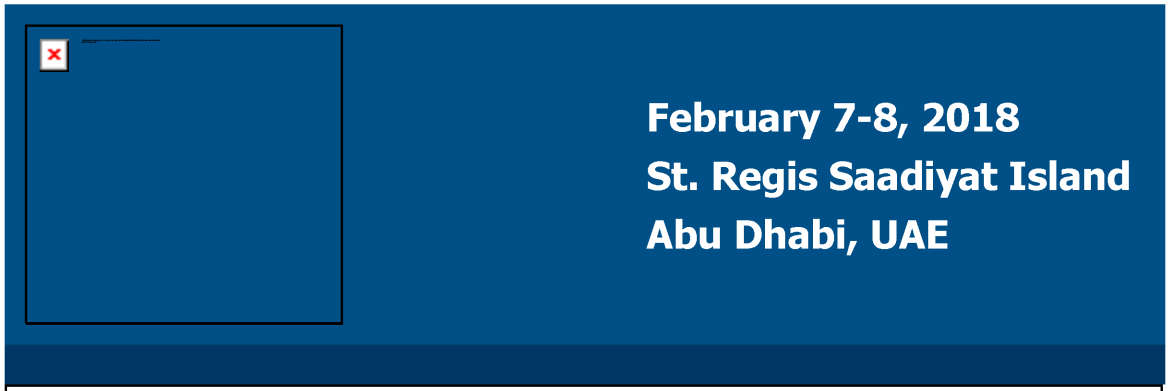

Please join us for the inaugural **2018 Milken Institute MENA Summit**, an exclusive, invitation-only event that will convene the brightest minds in **business, government, technology, medicine and philanthropy** to address the most pressing issues in the region and the world.

A series of public panels, curated private meetings and roundtable discussions will address:

- Health and Medicine
- Capital Market Development
- Education and Youth
- Technology and Innovation

AMERICAN OVERSIGHT

- Philanthropy
- Real Estate
- Food Security

Our event will gather senior leaders from the **MENA** region, the **United States**, **Asia**, and **Europe** and foster powerful, solutions-oriented conversations. Your expertise and experience would be a valuable addition to our program.

Click the "Register" button below and enter Priority Code:
GCMAC-MA18MIG

REGISTER

Unable to attend?

Learn more about the Milken Institute and our flagship Global Conference.

If you'd prefer not to receive emails like this from The Milken Institute in the future click here.

Your privacy is important to us. Please review the Milken Institute Privacy Policy.

#MIGlobal

MILKEN INSTITUTE
SANTA MONICA | WASHINGTON | LONDON | SINGAPORE

© 2017 Milken Institute. All rights reserved.
1250 Fourth Street | Santa Monica, CA 90401 | +1 310 570 4600

AMERICAN OVERSIGHT